



2021 RECORD BOOK





HISTORICAL QUICK FACTS

PROGRAM HISTORY

Years 71 (1926-29, 1954-Present)	
Games Played	3,106
All-Time Record (entering 2020)	1,776-1,322-8
Home Record	1,144-504-5
Away Record	494-701-3
Neutral Record	138-117
Winning Seasons	46
Consecutive Winning/Non-Losing Seasons	20 (1988-2007)
30-Win Seasons	28
40-Win Seasons	16
50-Win Seasons	1
Most Wins in a Season	51 (1995)
Most Losses in a Season	33 (1985)
Longest Winning Streak	16 games (2002)
Longest Losing Streak	17 games (1985)
Extra-Innings Record	58-41-2
Home Record	34-20-2
Away Record	18-17
Neutral Record	6-4
Conference Titles	7
Southwest Conference Regular Season	1995
Southwest Conference Tournament	1995
Big 12 Conference Regular Season	1997
Big 12 Conference Tournament	1998
Big 12 Conference Regular Season	2016
Big 12 Conference Regular Season	2017
Big 12 Conference Regular Season	2019
NCAA POSTSEASON	
NCAA Tournament Record	41-33
NCAA Tournament Appearances	14
Midwest I Regional (Wichita, Kan.)	1995
Central Lubbock Regional (Lubbock, Texas)	1996
Central Lubbock Regional (Lubbock, Texas)	1997
Atlantic I Miami (Fla.) Regional (Coral Gables, Fla.)	1998
Central Lubbock Regional (Lubbock, Texas)	1999
Houston Regional (Houston, Texas)	2000
Fullerton Regional (Fullerton, Calif.)	2001
Rice Regional (Houston, Texas)	2002
Atlanta Regional (Atlanta, Ga.)	2004
Coral Gables Regional (Coral Gables, Fla.)	2014
Lubbock Regional (Lubbock, Texas)	2016
Lubbock Regional (Lubbock, Texas)	2017
Lubbock Regional (Lubbock, Texas)	2018
Lubbock Regional (Lubbock, Texas)	2019
NCAA Regional Titles	4
Coral Gables Regional (Coral Gables, Fla.)	2014
Lubbock Regional (Lubbock, Texas)	2016
Lubbock Regional (Lubbock, Texas)	2018
Lubbock Regional (Lubbock, Texas)	2019
NCAA Super Regional Appearances	4
Lubbock Super Regional (Lubbock, Texas)	2014
Lubbock Super Regional (Lubbock, Texas)	2016
Lubbock Super Regional (Lubbock, Texas)	2018
Lubbock Super Regional (Lubbock, Texas)	2019
NCAA Super Regional Titles	4
Lubbock Super Regional (Lubbock, Texas)	2014
Lubbock Super Regional (Lubbock, Texas)	2016
Lubbock Super Regional (Lubbock, Texas)	2018
Lubbock Super Regional (Lubbock, Texas)	2019
NCAA College World Series Appearances	4
College World Series (Omaha, Neb.)	2014
College World Series (Omaha, Neb.)	2016
College World Series (Omaha, Neb.)	2018
College World Series (Omaha, Neb.)	2019

CONFERENCE HISTORY

Conferences	Southwest Conference (1968-1996)
	Big 12 Conference (1997-Present)
All-Time Conference Record	577-635-2
Southwest Conference Record	259-354 (29 years)
Big 12 Conference Record	318-281-2 (22 years)
Southwest Conference Tournament Record (Years)	9-9 (5)
Big 12 Conference Tournament Record (Years)	22-38 (19)

STADIUM FACTS

Texas Tech Baseball Diamond	1926-29, 1954-87
All-Time Record	337-246
Dan Law Field	1988-2011
All-Time Record	597-195
Dan Law Field at Rip Griffin Park	2012-Present
All-Time Record	209-64
Single-Game Attendance Record	5,814, vs. #1 Southern California (1996)
Season Average Attendance Record	4,143 (2017)
Season Total Attendance Record	144,339 (2019)
Top 4-Game Series	15,209 total/3,802 avg. vs. Texas A&M (1996)
Top 3-Game Series	15,274 total/5,091 avg. vs. Texas A&M (1997)
Top 2-Game Series	9,622 total/4,811 avg. vs. College of Charleston (2014)

AGAINST RANKED OPPONENTS

All-Time Record (since 1995)	225-256
Home Record	114-81
Away Record	77-120
Neutral Record	34-55
All-Time Record vs. Top-10 (since 1995)	64-102
Home Record	25-29
Away Record	25-48
Neutral Record	14-24
All-Time Record vs. No. 1 (since 1995)	4-8
Home Record	0-3
Away Record	1-2
Neutral Record	3-2

HEAD BASEBALL COACH

Head Coach (Alma Mater, Year)	Tim Tadlock (Texas Tech, 1992)
Collegiate Career Record (Years)	736-282 (17)
Four-Year Career Record (Years)	301-155 (8)
Texas Tech Career Record (Years)	301-155 (8)
Home Record	188-52
Away Record	81-67
Neutral Record	32-32
Big 12 Record (Years)	102-66 (7)
Midweek Record	64-25
vs. Ranked Opponents	76-65
vs. Unranked Opponents	225-90
Big 12 Championships	8-14
NCAA Tournament	26-14
NCAA Regionals	14-4
NCAA Super Regionals	8-3
NCAA College World Series	4-8




Tim Tadlock was named the ninth head coach in school history on June 8, 2012. Exactly two years later to the day he led the Red Raiders to an NCAA Super Regional championship and to the College World Series.


ALL-TIME HEAD COACHES




E.Y. Freeland
1926-1927



R.G. Higginbotham
1928-1929




Beattie Feathers
1954-1960



Berl Huffman
1961-1967



Kal Segrist
1968-1983



Gary Ashby
1984-1986



Larry Hays
1987-2008



Dan Spencer
2009-2012



Tim Tadlock
2013-Present

YEAR-BY-YEAR RECORDS

Year	Coach	Overall	Conf.	Finish
1926	Freeland	11-2-1	N/A	N/A
1927	Freeland	4-9-1	N/A	N/A
1928	Higginbotham	8-6	N/A	N/A
1929	Higginbotham	2-11	N/A	N/A
1954	Feathers	1-7-1	N/A	N/A
1955	Feathers	3-17	N/A	N/A
1956	Feathers	8-7	N/A	N/A
1957	Feathers	7-4	N/A	N/A
1958	Feathers	6-9	N/A	N/A
1959	Feathers	7-6	N/A	N/A
1960	Feathers	8-7	N/A	N/A
1961	Huffman	13-5	N/A	N/A
1962	Huffman	15-11	N/A	N/A
1963	Huffman	12-10	N/A	N/A
1964	Huffman	9-16	N/A	N/A
1965	Huffman	7-16	N/A	N/A
1966	Huffman	10-13	N/A	N/A
1967	Huffman	14-16	N/A	N/A
1968	* Segrist	9-20	2-15	7th
1969	* Segrist	13-13	9-6	3rd
1970	* Segrist	12-16-1	5-10	5th
1971	* Segrist	26-14	11-7	3rd
1972	* Segrist	23-19	6-12	T-6th
1973	* Segrist	12-16	6-10	T-6th
1974	* Segrist	11-21	9-15	T-7th
1975	* Segrist	22-23	9-15	6th
1976	* Segrist	32-21	10-11	6th
1977	* Segrist	25-24	12-12	5th
1978	* Segrist	23-25	8-16	6th
1979	* Segrist	16-23	9-15	6th
1980	* Segrist	28-23-1	14-10	4th
1981	* Segrist	26-21	8-13	7th
1982	* Segrist	21-22	9-12	5th
1983	* Segrist	18-23	8-13	T-6th
1984	* Ashby	33-22	9-12	T-5th
1985	* Ashby	18-33	2-19	8th
1986	* Ashby	34-25	7-14	6th
1987	* Hays	21-28	7-14	6th
1988	* Hays	34-25-1	7-14	6th
1989	* Hays	32-22	9-12	T-4th
1990	* Hays	31-29	5-16	7th
1991	* Hays	42-18	9-12	7th
1992	* Hays	29-25	15-19	4th
1993	* Hays	43-15	11-7	T-2nd
1994	* Hays	40-17	12-6	T-2nd
1995	* Hays	51-14	16-8	1st
1996	* Hays	49-15	15-9	2nd
1997	^ Hays	46-14	23-7	1st
1998	^ Hays	44-20	18-11	3rd
1999	^ Hays	42-17	18-8	3rd
2000	^ Hays	36-26	18-12	5th
2001	^ Hays	43-20-1	19-10-1	2nd
2002	^ Hays	42-20	16-11	2nd
2003	^ Hays	30-25	8-18	9th
2004	^ Hays	40-21	17-9	3rd
2005	^ Hays	34-25	9-16	8th
2006	^ Hays	31-26-1	9-16-1	8th
2007	^ Hays	28-27	8-18	10th
2008	^ Hays	25-30	9-18	T-9th
2009	^ Spencer	25-32	12-15	7th
2010	^ Spencer	28-29	13-14	5th
2011	^ Spencer	33-25	12-15	7th
2012	^ Spencer	29-26	7-17	T-8th
2013	^ Tadlock	26-30	9-15	8th
2014	^ Tadlock	45-21	14-10	4th
2015	^ Tadlock	31-24	13-11	T-3rd
2016	^ Tadlock	47-20	19-5	1st
2017	^ Tadlock	45-17	16-8	T-1st
2018	^ Tadlock	45-20	15-9	3rd
2019	^ Tadlock	46-20	16-8	1st
2020	^ Tadlock	16-3	0-0	NA

Totals 1,776-1,322-8 577-635-2

* Southwest Conference (1968-1996)

^ Big 12 Conference (1997-Present)

HEAD COACHING RECORDS

Head Coach	Tenure (Yrs)	Overall	Conference
E.Y. Freeland	1926-27 (2)	15-11-2	N/A
R.G. Higginbotham	1928-29 (2)	10-17	N/A
Beattie Feathers	1954-60 (7)	40-57-1	N/A
Berl Huffman	1961-67 (7)	80-87	N/A
Kal Segrist	1968-83 (16)	317-324-2	135-192
Gary Ashby	1984-86 (3)	85-80	18-45
Larry Hays	1987-2008 (22)	813-479-3	278-271-2
Dan Spencer	2009-12 (4)	115-112	44-61
Tim Tadlock	2013-Present (8)	301-155	112-66
Overall	71 Seasons	1,776-1,322-8	577-635-2

ASSISTANT COACHES

Acosta, Oscar	1985
Anderson, Frank	1991-99
Ashby, Gary	1982-83
Bard, Mike	1992-95
Beene, Andy	1987
Bell, John "Buzz"	1975-77
Bratcher, Bill	1982
Brewer, Ryan	2001-02
Brown, Lance	2005-07
Cooley, Jamie	1996
Dawson, Andy	1983
Dean, Bill	1962
DeLoach, Rusty	1986
Evans, Greg	1993-95, 1998-03
Ferullo, Carmen	1990
Gardner, Matt	2014-Present
Gregg, Brody	1995
Gustafson, Ed	2009-10
Harris, John	1987-90
Hays, Daren	1990-91, 1999-07
Hayward, Ray	2013-2017
Horner, Jim	2011-12
Jarvis, Andy	2008-12
Johnson, Marshall	1961
Keller, James	1978
Ketera, John	1986
Lamb, Marty	1996-98
Lindell, Rick	1980-81
McPherson, Thomas	1982
Nance, Bill	1955
Parker, Earl	1959
Payne, Steve	1992-93
Petrie, Trent	2008-11
Raley, Russell	2013
Reaves, Joe	1960
Roberts, Brian	1990
Robinson, Charles	1961-62
Segrist, Kal	1965, 1987-88
Shankle, Jimmy	1979
Sherrard, Bobby	2005-07
Smith, Britt	2000-01
Smith, Matt	1994
Spencer, Dan	2008
Tadlock, Tim	2012
Thomas, J-Bob	2013-Present
Walden, Travis	2004-05
Wallace, Brooks	1984-85
Watkins, Danny	1984-86
White, Marvin	1988-89
Wilson, Brian	1997

CONFERENCE/NCAA CHAMPIONSHIPS

All-Time SWC Record: 259-354

All-Time Big 12 Record: 318-281-2

Southwest Conference Regular Season Champions - 1995

Southwest Conference Tournament Champions - 1995

Big 12 Conference Regular Season Champions - 1997, 2016, 2017, 2019

Big 12 Conference Tournament Champions - 1998

NCAA Tournament Appearances

- 1995, 1996, 1997, 1998, 1999, 2000, 2001, 2002, 2004, 2014, 2016, 2017, 2018, 2019

NCAA Regional Championships

- 2014 (Coral Gables), 2016 (Lubbock), 2018 (Lubbock), 2019 (Lubbock)


NCAA Super Regional Championships

- 2014 (Lubbock), 2016 (Lubbock), 2018 (Lubbock), 2019 (Lubbock)

NCAA College World Series Appearances

- 2014, 2016, 2018, 2019

LARRY HAYS



TIM TADLOCK





TIM TADLOCK HONORS

TIM TADLOCK NAMED NATIONAL COACH OF THE YEAR

Texas Tech's 45 wins are the fourth most wins in a season in school history

June 13, 2014

OMAHA, Neb. - Texas Tech second-year head baseball coach Tim Tadlock has been named the 2014 National College Baseball Hall of Fame Skip Bertman National Coach of the Year, the organization announced Friday morning.

Tadlock led his alma mater to the College Baseball World Series for the first time in school history while the Red Raiders have posted a 45-19 overall record this season.

The award is given annually to the top collegiate baseball coach from any level, including NCAA D-I, II, III, NAIA or Junior College. Tadlock will be honored at the Hall of Fame's annual Night of Champions celebration on Saturday, June 28 in Lubbock.

The Red Raiders memorable season includes winning the program's first-ever NCAA Regional Tournament and NCAA Super Regional while recording the biggest turnaround in school history with 19 more wins than in the previous season (26-30 record).

Tech knocked off No. 3 Miami (Fla.) at the Coral Gables Regional before sweeping No. 16 College of Charleston at the Lubbock Super Regional last weekend with a pair of 1-0 victories. It marked just the second time in NCAA Super Regionals history that a team had shutout an opponent during the best-two-of-three series.


Tech's 45 wins are its most since the 1997 season while 17 wins this season have been in come-from-behind fashion. The Red Raiders currently lead the Big 12 in batting (.287), slugging percentage (.409), hits (612), doubles (123), triples (24) and fielding percentage (.981).

The Red Raiders broke a school record with nine shutouts this season - four of which have come in the NCAA Tournament. Tech's pitchers bring a 3.17 ERA into the CWS - which marks the program's lowest ERA during the aluminum bat era (since 1974).

Tech matched a school record and ranked second in the nation with 33 home wins. Tadlock and the Red Raiders won 16 straight games to end the season, which was the longest active home winning streak in the country.

It marks Tadlock's third career National Coach of the Year honor after winning back-to-back National Junior College Athletic Association championships while at Grayson County College in 1999-2000.

The award, sponsored by Easton-Bell Sports, is named for Bertman, who coached at LSU from 1984-2001. During his tenure, he won five national championships and was named National Coach of the Year six times. He coached 31 players who went on to play Major League Baseball and was inducted into the College Baseball Hall of Fame as part of the inaugural class in 2006. Since that time, three of his players have joined him in the Hall of Fame.



Tim Tadlock - in just his second season as head coach - guided the Red Raiders to their best season in school history leading Tech to an NCAA Regional and Super Regional championship while making the program's first appearance at the College World Series.





2013

DATE	BA	NCBWA	CB	USA	PG
Preseason	NR	NR	NR	NR	NR
Week 1 (2/18)	NR	RV	NR	NR	^
Week 2 (2/25)	NR	NR	NR	NR	NR
Week 3 (3/4)	NR	NR	NR	NR	NR
Week 4 (3/11)	NR	NR	NR	NR	NR
Week 5 (3/18)	NR	RV	RV	NR	NR
Week 6 (3/25)	NR	NR	NR	NR	NR
Week 7 (4/1)	NR	NR	NR	NR	NR
Week 8 (4/8)	NR	NR	NR	NR	NR
Week 9 (4/15)	NR	NR	NR	NR	NR
Week 10 (4/22)	NR	NR	NR	NR	NR
Week 11 (4/29)	NR	NR	NR	NR	NR
Week 12 (5/6)	NR	NR	NR	NR	NR
Week 13 (5/13)	NR	NR	NR	NR	NR
Week 14 (5/20)	NR	NR	NR	NR	NR
Week 15 (5/27)	NR	NR	NR	NR	NR
Week 16 (6/3)	NR	NR	NR	NR	NR
Week 17 (6/10)	NR	^	NR	NR	NR
Week 18 (6/17)	NR	^	NR	NR	NR
FINAL (6/26)	NR	NR	NR	NR	NR

2014

DATE	BA	NCBWA	CB	USA	PG
Preseason	NR	NR	NR	NR	NR
Week 1 (2/17)	NR	28	30	NR	NR
Week 2 (2/24)	NR	26	26	NR	NR
Week 3 (3/3)	NR	30	NR	RV	NR
Week 4 (3/10)	NR	25	26	23	NR
Week 5 (3/17)	NR	29	NR	25	NR
Week 6 (3/24)	NR	27	NR	24	NR
Week 7 (3/31)	NR	26	NR	25	NR
Week 8 (4/7)	NR	30	NR	NR	NR
Week 9 (4/14)	NR	25	NR	24	NR
Week 10 (4/21)	NR	23	NR	21	NR
Week 11 (4/28)	21	21	21	19	23
Week 12 (5/5)	NR	24	27	23	NR
Week 13 (5/12)	NR	23	27	23	NR
Week 14 (5/19)	23	22	27	21	24
Week 15 (5/26)	NR	23	NR	23	NR
Week 16 (6/2)	^	10	10	^	^
Week 17 (6/9)	^	^	7	^	^
Week 18 (6/16)	^	^	^	^	^
Week 19 (6/23)	^	^	^	^	^
FINAL	9	8	8	8	9

2015

DATE	BA	NCBWA	CB	USA	D1	PG
Preseason	5	12	9	13	16	12
Week 1 (2/16)	5	8	7	13	15	12
Week 2 (2/23)	5	9	7	13	13	9
Week 3 (3/2)	5	7	6	10	13	7
Week 4 (3/9)	14	13	15	16	24	18
Week 5 (3/16)	12	10	13	15	23	14
Week 6 (3/30)	18	17	NR	21	NR	23
Week 7 (3/30)	19	21	NR	24	NR	NR
Week 8 (4/6)	NR	23	NR	RV	NR	NR
Week 9 (4/13)	25	19	27	RV	NR	NR
Week 10 (4/20)	22	18	24	24	NR	NR
Week 11 (4/27)	NR	21	28	24	NR	NR
Week 12 (5/4)	NR	25	NR	RV	NR	NR
Week 13 (5/11)	NR	29	NR	RV	NR	NR
Week 14 (5/18)	NR	RV	NR	NR	NR	NR
Week 15 (5/25)	NR	RV	NR	NR	NR	NR
Week 16 (6/1)	NP	NR	NP	NP	NP	NP
Week 17 (6/8)	NP	NR	NP	NP	NP	NP
FINAL (6/25)	NR	NR	NR	NR	NR	NR

2016

DATE	BA	NCBWA	CB	USA	D1	PG
Preseason	NR	RV	39	RV	NR	25
Week 1 (2/22)	NR	NR	NR	^	NR	23
Week 2 (2/29)	NR	RV	NR	^	RV	23
Week 3 (3/7)	NR	NR	NR	NR	NR	25
Week 4 (3/14)	NR	NR	NR	RV	NR	25
Week 5 (3/21)	NR	NR	NR	RV	NR	23
Week 6 (3/28)	NR	RV	29	RV	NR	22
Week 7 (4/4)	23	RV	19	RV	22	19
Week 8 (4/11)	15	10	23	21	14	14
Week 9 (4/18)	10	16	7	13	11	10
Week 10 (4/25)	13	17	10	14	14	14
Week 11 (5/2)	8	14	10	T10	10	12
Week 12 (5/9)	5	11	9	9	7	10
Week 13 (5/16)	5	7	7	8	6	7
Week 14 (5/23)	5	9	7	8	6	6
Week 15 (5/30)	8	11	7	11	9	9
Week 16 (6/8)	^	8	7	11	^	^
Week 17 (6/14)	^	^	4	^	^	^
FINAL	7	5	5	6	4	5

2017

DATE	BA	NCBWA	CB	USA	D1	PG
Preseason	25	17	29	19	14	NR
Week 1 (2/20)	21	18	20	19	11	RV
Week 2 (2/27)	21	11	12	19	10	24
Week 3 (3/6)	14	9	12	9	6	8
Week 4 (3/13)	11	8	4	6	6	8
Week 5 (3/20)	8	4	4	3	3	5
Week 6 (3/27)	4	3	4	2	3	5
Week 7 (4/3)	6	6	7	6	6	7
Week 8 (4/10)	6	6	6	6	6	6
Week 9 (4/17)	4	5	6	5	5	6
Week 10 (4/24)	7	6	6	6	8	6
Week 11 (5/1)	5	4	4	4	6	4
Week 12 (5/8)	4	4	5	4	4	4
Week 13 (5/15)	4	4	7	4	4	4
Week 14 (5/22)	3	4	6	3	3	3
Week 15 (5/29)	3	6	7	5	5	4
Week 16 (6/6)	^	18	19	^	^	^
Week 17 (6/12)	^	^	19	^	^	^
FINAL (6/28)	12	18	19	15	13	7

2018

DATE	BA	NCBWA	CB	USA	D1	PG
Preseason	5	3	5	3	3	4
Week 1 (2/19)	5	3	5	^	3	4
Week 2 (2/26)	5	3	4	^	3	4
Week 3 (3/5)	5	3	4	3	3	3
Week 4 (3/12)	8	5	9	5	6	5
Week 5 (3/19)	11	10	17	9	10	8
Week 6 (3/26)	11	8	11	7	9	8
Week 7 (4/2)	7	5	12	5	7	6
Week 8 (4/9)	6	4	14	4	6	5
Week 9 (4/16)	5	4	15	5	5	4
Week 10 (4/23)	4	3	11	4	4	4
Week 11 (4/30)	9	9	16	8	9	8
Week 12 (5/7)	10	10	19	10	12	9
Week 13 (5/14)	10	14	19	11	15	10
Week 14 (5/21)	7	11	13	11	15	6
Week 15 (5/29)	10	13	13	11	15	11
Week 16 (6/4)	^	5	6	^	^	^
Week 17 (6/12)	^	^	6	^	^	^
FINAL	5	5	6	5	6	5

2019

DATE	BA	NCBWA	CB	USA	D1	PG
Preseason	8	3	4	4	3	5
2/18	8	6	4	^	3	5
2/25	8	6	4	^	3	5
3/4	11	11	10	12	14	11
3/11	9	8	7	9	11	9
3/18	13	13	18	17	19	18
3/25	11	T10	14	13	18	15
4/1	11	12	15	14	17	15
4/8	11	11	19	13	15	12
4/15	16	16	23	18	22	16
4/22	15	17	21	18	18	15
4/29	11	10	16	12	11	13
5/6	9	9	15	10	10	11
5/13	9	8	15	10	10	11
5/20	9	7	12	10	10	11
5/27	9	6	13	10	8	11
6/4	^	6	9	^	^	^
6/10	^	^	5	^	^	^
FINAL	4	4	4	5	4	5

2020

DATE	BA	NCBWA	CB	USA	D1	PG
Preseason	6	3	3	3	6	3
2/17	4	1	1	^	6	3
2/24	2	3	4	^	5	4
3/2	2	2	3	4	5	4
3/9	2	2	2	3	4	3
3/16	^	5	7	3	^	^

NATIONAL POLLS

- BA _____ Baseball America
- CB _____ Collegiate Baseball
- NCBWA _____ National Collegiate Baseball Writers Association
- USA _____ USA Today Coaches
- PG _____ Perfect Game
- D1 _____ D1Baseball.com

HIGHEST RANKING IN EACH POLL

Poll	Date	Ranking
Baseball America	3/9/20	(3x) 2nd
NCBWA	2/17/20	1st
Collegiate Baseball	2/17/20	(4x) 1st
USA Today Coaches	3/27/17	2nd
D1Baseball.com	3/5/18	(7x) 3rd
Perfect Game	3/9/20	(5x) 3rd

HIGHEST PRESEASON RANKING IN EACH POLL

Poll	YEAR	Ranking
Baseball America	2018	(2x) 5th
NCBWA	2020	(2x) 3rd
Collegiate Baseball	2020	3rd
USA Today Coaches	2020	(2x) 3rd
D1Baseball.com	2018	3rd
Perfect Game	2020	3rd

HIGHEST FINAL RANKING IN EACH POLL

Poll	YEAR	Ranking
Baseball America	2019	4th
NCBWA	2019	4th
Collegiate Baseball	2019	4th
USA Today Coaches	2018, 2019	5th
D1Baseball.com	2016, 2019	(2x) 4th
Perfect Game	2018, 2019	5th

NO. 1 RANKINGS

Poll	Date	Ranking
Collegiate Baseball	4/28/97	1st
Collegiate Baseball	4/21/97	1st
Collegiate Baseball	4/14/97	1st
Collegiate Baseball	2/17/20	1st
NCBWA	2/17/20	1st

^ - Denotes no ranking release



TEXAS TECH HALL OF FAME

The Texas Tech Hall of Fame was established in 1961 to recognize a select group of people who have had a special impact on Texas Tech Athletics. Induction into the hall is not limited to past athletes or administrators, although many Red Raider stars are among the members. The Hall of Honor is designed so that any person who has made a significant contribution to Red Raider athletics is eligible for consideration. Since the Hall of Honor's initial ceremony, 18 former baseball players and coaches have been inducted.

BASEBALL INDUCTEES

Name	Year Inducted
Jimmy Zachry	2018
Bobby Kohler	2017
Josh Bard	2016
Ronnie Mattson	2015
Larry Hays	2013
Shane Wright	2011
Johnny Grimes	2010
Chuck Harrison	2009
Keith Ginter	2009
Mark Brandenburg	2008
Joe Dillon	2008
Clint Bryant	2006
Mike Humphreys	2005
Gary Ashby	1999
John Owens	1993
Kal Segrist	1993
Elmer Wilson	1992
Ruben Garcia	1991
Doug Ault	1990
Jerry Haggard	1987
Dan Law	1984
Berl Huffman	1972
Volney "Satch" Hill	1965

SOUTHWEST CONFERENCE HALL OF FAME

The Southwest Conference (SWC) Hall of Fame is sponsored by the Texas Sports Hall of Fame. The SWC Hall of Fame is one of four separate halls of fame housed within the Texas Sports Hall of Fame which is located in Waco, Texas

BASEBALL INDUCTEES

Name	Year Inducted
Clint Bryant	2014

HALL OF FAME

TEXAS BASEBALL HALL OF FAME

On November 15, 2001, former Texas Tech Head Baseball Coach Larry Hays was inducted into the Texas Baseball Hall of Fame. Hays became the first individual with Texas Tech ties to be enshrined in the hall. The Texas Baseball Hall of Fame operates under the structure of the Texas Sports Hall of Fame in Waco, Texas, and is sponsored by the Ex-Professional Players Association of Texas, the Texas Rangers and the Society for American Baseball Research.

TECH'S HAYS EARNS HALL OF FAME HONOR

by George Watson, Lubbock Avalanche-Journal

When you ask Texas Tech baseball coach Larry Hays about what it means to have coached in so many games, won a majority of those, earned numerous titles and championships and been a part of building a program, you will likely get one response.

"It says I'm old," Hays said.

Now, however, it also says he's in the Hall of Fame.

Not the one in Cooperstown, N.Y., but rather the Texas Baseball Hall of Fame based within the Texas Sports Hall of Fame in Waco. That's where the longtime coach of the Red Raiders will be enshrined come Nov. 15. And his response upon learning his induction was humble yet honoring.

"It's an honor because it says a lot for all the players that have played for me in the past, what they've done," Hays said. "Also guys like (assistant coaches) Greg Evans, Daren Hays and Ryan Brewer, those coaches, for me it's a credit to them for what they've done. It's only because of a lot of great players and coaches that I'm getting this honor. That's the only way to justify it in my mind."

Yet, Hays' record speaks for itself. Going into the 2002 season he has compiled a career record of 1,278-686-3, which includes 15 seasons at Tech and another 16 years at Lubbock Christian University. He ranks fourth on the list of active winningest baseball coaches and eighth all-time.

Some time in the coming season he will reach two more milestones — his 1,300th career victory and 2,000th career game as a coach.

Hays will be just the fourth collegiate coach ever to be inducted into the Hall, joining former Texas A&M great Tom Chandler, legendary Texas coach Cliff Gustafson and Al Ogletree from UT-Pan American.

Also included in the 2001 class of inductees will be former Texas Rangers first baseman Will Clark, Cy Young award-winner Doug Drabek, former umpire Durwood Merrill, current Texas Rangers outfielder Ruben Sierra, ex-Texas League standout Jack Lindsay and Curtis Walker, a member of the Cincinnati Reds during the 1920s.

"How in the world a guy who never got a hit, never threw a pitch and all the things these other guys did, these great players that have earned this spot, how a guy like me can be included in this group is something else," Hays said.

Lubbock businessman Rip Griffin, a longtime friend and supporter of Tech and LCU athletics, will introduce Hays at the banquet, to be held in Fort Worth.

Hays, a native of Dora, N.M., began his career at Lubbock Christian in 1971 and eventually guided the Chaparrals to the 1983 NAIA College World Series title. Four years later, he took over at Tech, turning a 21-28 team his first year into a program which perennially competes for Big 12 Conference and national championships.

He has guided the Red Raiders to the NCAA postseason in each of the past seven seasons, along the way winning the 1995 Southwest Conference championship, the inaugural Big 12 regular-season title in 1997 and the conference tournament title the following year. Last year may have been one his best, taking an almost entirely new team and molding them into a squad which finished second in the Big 12 and was within one victory of advancing to the NCAA super-regional round.

"Being a part of a team and winning games is always a highlight," Hays said. "But you also take away from those games what's really important and that's what your players do, and all that. I'm definitely humbled and honored."

The Texas Baseball Hall of Fame was founded in 1978 by George Schepps, former owner of the Dallas Rebels of the Texas League from 1938 to 1948. Inductees are now elected by the Ex-Professional Players Association of Texas, the Texas Rangers and the Society for American Baseball Research.


CLINT BRYANT (1993-1996)
Third Base Lubbock, Texas
Jersey Retired: 2000

23

Two-time finalist for the R.E. "Bob" Smith Award by the NCBWA and finalist for the Golden Spikes Award by USA Baseball ... both awards honor amateur baseball's most outstanding player ... one of only two players to have their jersey retired (No. 23) at Texas Tech ... First-Team Smith Super team member in 1996 ... four-time recipient of All-America honors ... two-time Academic All America selection ... named SWC Most Outstanding Male Athlete of the Year in 1995-96 ... two-time SWC Player of the Year recipient ... four-time All-SWC First-Team selection ... two-time ABCA All-Region selection ... two-time U.S. Olympic Trial invitee ... two-time All-SWC Tournament team recipient ... hit over .400 in SWC games two years ... all-time SWC leader in hits (340) and RBIs (271) ... one of only two SWC players to collect 100 RBIs and 100 hits in same season ... two-time team MVP winner and four-year letterwinner ... helped lead Texas Tech to a 171-64 record (.728 pct.) over his four years ... named Baseball Academic All -America of the Year in 1996 ... holds nine individual career Texas Tech school records including games played, at-bats, runs scored, hits, doubles, home runs, runs batted in, total bases and bases on balls ... ranked in each of the other categories ... Tech posted a 181-59 record (.754 pct.) during his career ... drafted in seventh round by Colorado Rockies in 1996 draft.

BRYANT'S CAREER STATISTICS

Year	BA	G	AB	R	H	2B	3B	HR	RBI	BB-K
1993	.366	54	191	47	70	15	6	5	44	18-41
1994	.300	57	207	44	62	8	2	5	34	28-33
1995	.422	65	258	91	109	24	4	16	93	50-35
1996	.382	64	262	89	100	26	2	18	100	44-40
Career	.371	240	918	271	341	73	14	44	271	140-149



BROOKS WALLACE (1977-1980)
Shortstop Plano, Texas
Jersey Retired: 2000

22

Baseball jersey No. 22 was retired at Texas Tech in memory of Brooks Wallace who was both a player and coach for the Red Raiders ... died at age of 27 on March 24, 1985 after an on-going bout with leukemia ... drafted by Texas Rangers in 21st round in 1980 ... also drafted by New York Mets after his junior year at Texas Tech ... played in minor leagues for two seasons in 1981 and 1982 before retiring from professional baseball in 1982 ... served as a graduate assistant coach under Kal Segrist in 1983 and as an assistant coach under Gary Ashby in 1984 and 1985 ... played at Texas Tech from 1977-80 (infielder) ... named to All-SWC team and All-District VI team.

WALLACE'S CAREER STATISTICS

Year	BA	G	AB	R	H	2B	3B	HR	RBI	BB-K
1977	.230	28	74	10	17	2	0	0	4	5-18
1978	.310	46	145	24	45	6	0	3	29	17-25
1979	.258	39	132	20	34	5	0	1	23	20-26
1980	.318	50	179	34	57	10	0	10	41	27-23
Career	.289	163	530	88	153	23	0	14	97	69-92





RETIRED JERSEYS

LARRY HAYS (1987-2008)
Head Coach Dora, N.M.
Jersey Retired: March 23, 2009

27

On Monday, June 2, 2008, Larry Hays stepped down as head coach after spending 22 seasons as the skipper of the Red Raiders. Over the span of 22 seasons, Larry Hays cultivated a program that saw numerous championships, players go on to careers in Major League Baseball, the expansion of Dan Law Field and record attendance. His most important product, however, came in the quality young men he coached, mentored and developed into business, civic, church and family leaders.

"Larry (Hays) has accomplished a lot of great things in baseball here at Texas Tech," said Director of Athletics Gerald Myers. "He has led us to all four of our conference titles and all nine of our NCAA Tournament appearances. Larry is one of the all-time winningest coaches in the game and the winningest in our school history. We appreciate the time and effort over the years that he has given to our baseball program. Texas Tech is considered to be a strong and viable program in the Big 12 Conference thanks to his leadership. He has been a strong ambassador for Texas Tech University and this community for many years and we look forward to him staying on our staff where he will assist in development and the renovation and upgrading of Dan Law Field."

His retirement from coaching signaled the end to one of the most storied coaching careers in both school and NCAA history as he just completed his 22nd season as the skipper of the Red Raiders and his 38th as a collegiate head coach. The 22 seasons he spent as the head coach at Texas Tech ranks second behind Marsha Sharp who led the Lady Raiders for 24 years. Hays and Sharp were part of an unprecedented Southwest Conference season back in 1995-96 in which all four major sports took home conference titles (football, men's and women's basketball and baseball). He currently ranks fourth on the NCAA all-time wins list and his 38 years of head coaching experience ranks third on the active coaches list behind Texas' Augie Garrido and Bradley's Dewey Kalmer.

On April 2, 2008, his name was forever documented in the history books as he became just the fourth coach in NCAA history to reach the 1,500-win plateau. The historic win was witnessed by a home crowd at Dan Law Field as the Red Raiders defeated Texas A&M-Corpus Christi 10-5. He joined Texas' Augie Garrido, Wichita State's Gene Stephenson and Florida State's Mike Martin as the only coaches in NCAA Division I to accomplish that feat.

Success has been the norm for Hays during his tenure with the Red Raiders, as he led the school to its only two regular-season conference championships (Southwest Conference in 1995 and Big 12 in 1997) and two tournament championships (Southwest Conference in 1996 and Big 12 in 1998). Under his guidance, he led Tech to nine consecutive NCAA Tournament appearances, including the first back in 1995 when the Red Raiders were sent to the Midwest Regional in Wichita, Kan. Of those nine NCAA appearances, three were held at Dan Law Field as Tech hosted NCAA Regionals in 1996, 1997 and 1999.

That success did not come easy for Hays as he inherited a program with an overall losing record (550-576) in 1987 and turned it into a winner just two seasons later. Over his career at Tech, he would only endure two losing seasons and the program now boasts an overall mark of 1,365-1,054-9.

During his time as skipper, he coached 36 All-Southwest Conference performers, 18 First Team All-Big 12 recipients, 14 consensus All-Americans and six USA Baseball National Team selections. His players also have gone on to great success in professional baseball as to date 84 of his former players have been drafted by Major League Baseball and 17 have gone on to play at the Major League level.

Hays also is highly regarded by his coaching peers. He has been honored as "Coach of the Year" following nine different seasons in his entire career including the 1997 season when he was named the Big 12 Coach of the Year by the coaches, the Dallas Morning News and the Austin American Statesman.

On Nov. 15, 2001, he became the first collegiate baseball coach in the state to be inducted into the Texas Baseball Hall of Fame and was enshrined with fellow inductees Will Clark, Doug Drabek, former umpire Durwood Merrill, Ruben Sierra, Jack Lindsay and Curtis Walker. He also has been inducted into the NAIA Hall of Fame.

Prior to becoming the head coach at Texas Tech in 1987, he spent 16 years as the head coach at Lubbock Christian University where he is the all-time wins leader with 695 and led the Chaps to the 1983 NAIA National Championship.

He and his wife Nell are the proud parents of five children and 11 grandchildren.



KAL SEGRIST (1968-1983)
Head Coach Dallas, Texas
Jersey Retired: May 1, 2010

24

On Saturday, May 1, 2010, Kal Segrist had his #24 jersey retired, making him just the fourth individual and second Texas Tech head coach to have their number retired in Texas Tech baseball history. Segrist is the second longest tenured head coach in Tech history, as he served 16 seasons guiding the Red Raiders to a 317-324-2 overall record from 1968-1983 - which at that time marked a school record for wins. His 317 victories are second in Texas Tech baseball history.

During his career at Tech, Segrist led the Red Raiders to nine 20-plus win seasons, including seven during an eight-year span (1975-82). Twice Segrist and Tech finished third in the Southwest Conference, and in 1980 he guided his squad to a 28-23-1 overall record and to a 14-10 record in league play. His 14 conference wins were the most by a Tech team during the first 31 years of baseball.

He paced Tech to a 32-win season in 1976. That season saw the Red Raiders enjoy a season-long eight-game win streak while sweeping conference series against SMU and Baylor while also taking two out of three games against Rice.

Regarded as one of the top offensive coaches in the country, Segrist was recognized as the SWC Coach of the Year on three occasions (1969, 1980, 1982).

Segrist was the person responsible for spearheading the idea of having the Southwest Conference Postseason Tournament. Segrist then led the Red Raiders to the SWC Tournament - the first post-season appearance by any Tech baseball team - while winning 11 of 12 games in 1980 to qualify for the tournament.

Segrist experienced a brilliant baseball career at Adamson High School in Dallas before starring for the Texas Longhorns. While helping the Longhorns to the national championship, Segrist was named to the all-tournament team after leading the tourney in home runs. He was named to the All-SWC team after leading the league with a .442 average. After the national title run, Segrist signed a professional contract with the New York Yankees in 1951. He made his major league debut with the Yankees on July 16, 1952. He also played part of one season with the Baltimore Orioles in 1955 before ending his pro career when he announced his retirement in 1961.

Segrist then returned to college and received his bachelor's degree from North Texas State in 1962 and became an assistant to Berl Huffman at Tech in 1965.

Segrist and his wife, Becky, have four children, Kris, Scott, Sunny Beth and Sandy.



NO-HITTERS

Texas Tech at McMurray - April 19, 1926 (Abilene, Texas)

Result: Texas Tech 3, McMurray 0

Pitcher Involved: Volney Hill

Volney "Snatch" Hill not only threw the first no-hitter in school history, but also drove in two of the three runs the Red Raiders scored. Hill, who threw four complete games in five starts, had hurled an 11-inning game against Daniel Baker that was halted by darkness (3-3) in his first outing as a Raider.



Volney Hill

Eastern New Mexico at Texas Tech - April 2, 1962 (Lubbock, Texas)

Result: Texas Tech 2, Eastern New Mexico 0

Pitcher Involved: Ramey Brandon

Ramey Brandon was in hot water much of the game due to seven walks and two wild pitches. One batter reached third base and three others made second. In the third, Gordon Hill walked, was sacrificed to second and took third on a wild pitch. On a potential wild pitch, catcher Doug Cannon threw Hill out at the plate with Brandon covering. In the fourth, Brandon walked two but one was caught stealing and the other was caught trying to go from first to third on an error by second baseman Ronnie Ayers. Eastern New Mexico went down in order in the second, fifth and sixth innings. In the seventh, the first two batters walked but Brandon fanned the third batter. The final batter bounced into 4-6-3 double play to end the game.



Ramey Brandon

West Texas State at Texas Tech - April 27, 1966 (Lubbock, Texas)

Result: Texas Tech 17, West Texas State 0 (5 inn.)

Pitcher(s) Involved: Dave Callerman & Pat Abbott

Lee Watt's three-run homer highlighted a 14-run first inning in the nightcap of a doubleheader. The game was never in doubt as the Red Raiders managed 17 runs on 17 hits. Dave "The Cisco Kid" Callerman pitched four innings and Pat Abbott retired the side in order in the fifth inning, when the game was called by the "mercy" rule.



Pat Abbott

Texas Tech at Baylor - April 23, 1971 (Waco, Texas)

Result: Texas Tech 1, Baylor 0

Pitcher Involved: Ruben Garcia

Ruben Garcia, who had flirted with no-hitters twice earlier in the year, needed eight innings to post his school-record-setting seventh win of the season. The Brownfield southpaw allowed only four base runners: one on an error in the first and a hit batter in the second. After that he retired 19 straight batters before walking a pair of pinch-hitters in the eighth. Garcia, who collected his second hit of the year, recorded his fifth shutout, seventh complete game, notched his 105th strikeout and lowered his ERA to 0.55, all Tech records at the time.



Ruben Garcia

College of the Southwest at Texas Tech - March 20, 1990 (Lubbock, Texas)

Result: Texas Tech 11, College of the Southwest 0

Pitcher(s) Involved: Jeff Beck, Kevin Kirk, Brian Boesinger and Kurt Shiple

Four Red Raiders split the honors. Jeff Beck pitched three perfect innings. In the first, all three batters bounced back to the mound. In the second, the Mustangs went down F-9, 3-1 and L-4. In the third it was F-9, F-8 and P-3. Kevin Kirk worked the fourth and fifth, walking one and hitting a batter with two down in the fourth. Brian Boesiger got two strikeouts and a fly to left in the sixth and Kurt Shiple got a pop to left, a 4-3 grounder and then ended the game with a strikeout. Tech pitchers faced only 23 batters and just one runner advanced to second.



Kevin Kirk

TEXAS TECH NO-HITTERS:

April 19, 1926 - Volney "Satch" Hill

April 22, 1962 - Ramey Brandon

April 27, 1966 - Dave Callerman and Pat Abbott

April 23, 1971 - Ruben Garcia

March 20, 1990 - Jeff Beck, Kevin Kirk, Brian Boesiger, Kurt Shiple

NO-HITTERS AGAINST TEXAS TECH:

April 23, 1955 - Pete Correa (Texas Lutheran)

March 27, 1956 - Ray Erxleben (Texas Lutheran)

April 29, 1967 - Bill Gillbreath (Abilene Christian)

April 1, 2005 - Max Scherzer, Michael Cole (Missouri)

HITTING FOR THE CYCLE

MIKE HUMPHREYS

vs. Sul Ross State - February 16, 1986 (Midland, Texas)

3rd inning: 2-run home run... 4th inning: single; Humphreys logged a double and a triple to complete the cycle - the exact innings are unknown.

(4-for-4, 5 RBI, 3 R)



Mike Humphreys

CLINT BRYANT

vs. Providence - May 27, 1995 (Wichita, Kan.)

1st: 2-run double to LF... 1st: struck out looking... 3rd: walked on 4 pitches...

5th: RBI triple to RC... 7th: leadoff single LF... 8th: 3-run home run.

(4-for-5, 6 RBI, 3 R)



Clint Bryant

NEAL LEONARD

vs. Eastern Michigan - March 3, 1996 (Lubbock, Texas)

Did not start the game. 3rd: RBI double LF... 4th: two-run single LF...

6th: 3-run home run... 8th: triple LF.

(4-for-4, 6 RBI, 3 R)



Neal Leonard

JON WEBER

vs. Texas State - April 20, 1999 (Lubbock, Texas)

1st inning: RBI single... 2nd inning: two-run double... 3rd inning: walked...

4th inning: RBI triple... 6th inning: solo HR.

(4-for-5, 5 RBI, 4 R)



Jon Weber

CHRIS RICHBURG

vs. New Mexico State - April 23, 2008 (Roswell, N.M.)

2nd inning: single through the left side... 3rd inning: doubled to left center...

4th inning: 2-RBI triple to LF... 6th inning: walked... 7th inning: solo HR to left center... 9th inning: hit by pitch

(4-for-4, 3 RBI, 3 R)



Chris Richburg

JOSH JUNG

at New Mexico - April 21, 2018 (Albuquerque, N.M.)

1st inning: single to left center... 3rd inning: double down RF line...

4th inning: homered to left center... 6th inning: walked...

8th inning: homered to right field... 9th inning: triple to left center

(5-for-5, 8 RBI, 4 R, BB)




Josh Jung



ALL-AMERICANS

FIRST TEAM ALL-AMERICANS




Doug Ault
1972




Ryan Nye
1994



Jason Totman
1995



Clint Bryant
1995, 1996



Matt Kastelic
1996




Jason Gooding
1997




Keith Ginter
1997



Joe Dillon
1997



Shane Wright
1998



Josh Bard
1998, 1999



Josh Brady
2004



Eric Gutierrez
2016



Steven Gingery
2017



Josh Jung
2019



Cameron Warren
2019

ALL-AMERICANS - FRESHMAN ALL-AMERICANS

AMERICAN ASSOCIATION OF COLLEGE BASEBALL COACHES

Jerry Haggard (Second Team) _____ 1969

ABCA ALL-AMERICA

Doug Ault (First Team) _____ 1972
 Barry Hoffpauir (Second Team) _____ 1972
 Ruben Garcia (Third Team) _____ 1972
 Ron Mattson (Second Team) _____ 1976
 Gary Ashby (Second Team) _____ 1977
 Bobby Kohler (Second Team) _____ 1980
 Bobby Kohler (Second Team) _____ 1982
 Jimmy Zachry (Second Team) _____ 1983
 John Grimes (Second Team) _____ 1984
 Ryan Nye (First Team) _____ 1994
 Jason Totman (First Team) _____ 1995
 Clint Bryant (First Team) _____ 1996
 Keith Ginter (First Team) _____ 1997
 Jason Gooding (First Team) _____ 1997
 Joe Dillon (Second Team) _____ 1997
 Shane Wright (First Team) _____ 1998
 Josh Bard (First Team) _____ 1998
 Keith Ginter (Third Team) _____ 1998
 Josh Bard (First Team) _____ 1999
 Josh Brady (First Team) _____ 2004
 Cameron Blair (Third Team) _____ 2004
 Tanner Gardner (Second Team) _____ 2016
 Eric Gutierrez (Third Team) _____ 2016
 Steven Gingery (First Team) _____ 2017
 Grant Little (Second Team) _____ 2018
 Zach Rheams (Second Team) _____ 2018
 Josh Jung (Second Team) _____ 2019

COLLEGIATE BASEBALL ALL-AMERICA

Mark Brandenburg (Third Team) _____ 1991
 Clint Bryant (First Team) _____ 1995
 Jason Totman (First Team) _____ 1995
 Matt Kastelic (First Team) _____ 1996
 Clint Bryant (Second Team) _____ 1996
 Matt Miller (Third Team) _____ 1996
 Jason Gooding (First Team) _____ 1997
 Keith Ginter (First Team) _____ 1997
 Joe Dillon (Second Team) _____ 1997
 Shane Wright (First Team) _____ 1998
 Josh Bard (Third Team) _____ 1998
 Keith Ginter (Third Team) _____ 1998
 Josh Bard (Third Team) _____ 1999
 Cameron Blair (Third Team) _____ 2004
 Cameron Blair (Third Team) _____ 2005
 Eric Gutierrez (Second Team) _____ 2016
 Steven Gingery (First Team) _____ 2017
 Hunter Hargrove (Third Team) _____ 2017
 Josh Jung (Second Team) _____ 2018
 Grant Little (Third Team) _____ 2018
 Josh Jung (Second Team) _____ 2019
 Cal Conley (Third Team) _____ 2020
 Micah Dallas (Second Team) _____ 2020
 Brian Klein (Second Team) _____ 2020

NCBWA ALL-AMERICA

Saul Bustos (Second Team) _____ 1993
 Travis Driskill (Second Team) _____ 1993
 Mike Kinney (Third Team) _____ 1993
 Ryan Nye (First Team) _____ 1994
 Clint Bryant (Honorable Mention) _____ 1994
 Saul Bustos (Honorable Mention) _____ 1994
 Brandon Welch (Honorable Mention) _____ 1994
 Clint Bryant (First Team) _____ 1995
 Jason Totman (First Team) _____ 1995
 Randy DuRoss (Third Team) _____ 1995
 Matt Miller (Honorable Mention) _____ 1995
 Dion Ruecker (Honorable Mention) _____ 1995

Clint Bryant (First Team) _____ 1996
 Dion Ruecker (Second Team) _____ 1996
 Matt Kastelic (Second Team) _____ 1996
 Matt Miller (Third Team) _____ 1996
 David Lindstrom (Third Team) _____ 1996
 Joe Dillon (First Team) _____ 1997
 Keith Ginter (First Team) _____ 1997
 Jason Gooding (First Team) _____ 1997
 Josh Bard (Third Team) _____ 1997
 Shane Wright (First Team) _____ 1998
 Josh Bard (Second Team) _____ 1998
 Keith Ginter (Third Team) _____ 1998
 Josh Bard (First Team) _____ 1999
 Shane Wright (Second Team) _____ 1999
 Cameron Blair (Second Team) _____ 2004
 Cameron Blair (Third Team) _____ 2005
 John Neely (Third Team) _____ 2011
 Jamodrick McGruder (Third Team) _____ 2012
 Corey Taylor (Third Team) _____ 2015
 Steven Gingery (First Team) _____ 2017
 Josh Jung (Second Team) _____ 2018
 Grant Little (Second Team) _____ 2018
 Josh Jung (Second Team) _____ 2019
 Cameron Warren (Third Team) _____ 2019

BASEBALL AMERICA ALL-AMERICA

Ryan Nye (Second Team) _____ 1994
 Clint Bryant (First Team) _____ 1995
 Matt Kastelic (First Team) _____ 1996
 Jason Gooding (Second Team) _____ 1997
 Joe Dillon (Second Team) _____ 1997
 Keith Ginter (Second Team) _____ 1997
 Shane Wright (Third Team) _____ 1998
 Josh Bard (Third Team) _____ 1998
 Josh Bard (First Team) _____ 1999
 Josh Brady (Second Team) _____ 2004
 Jamodrick McGruder (Second Team) _____ 2012
 Eric Gutierrez (First Team) _____ 2016
 Steven Gingery (First Team) _____ 2017
 Josh Jung (Second Team) _____ 2018
 Grant Little (Second Team) _____ 2018
 Josh Jung (Second Team) _____ 2019
 Cameron Warren (Third Team) _____ 2019

USA TODAY/BASEBALL WEEKLY ALL-AMERICA

Ryan Nye (First Team) _____ 1994
 Shane Wright (Second Team) _____ 1998
 Josh Brady (Second Team) _____ 2004
 Cameron Blair (Second Team) _____ 2005

THE SPORTING NEWS ALL-AMERICA

Keith Ginter (First Team) _____ 1997
 Jason Gooding (First Team) _____ 1997
 Joe Dillon (First Team) _____ 1997
 Shane Wright (Second Team) _____ 1998

COLLEGEBASEBALLINSIDER.COM ALL-AMERICA

John Neely (Honorable Mention) _____ 2011
 Jamodrick McGruder (Second Team) _____ 2012

D1 BASEBALL ALL-AMERICA

Eric Gutierrez (Second Team) _____ 2016
 Steven Gingery (First Team) _____ 2017
 Josh Jung (Second Team) _____ 2018
 Grant Little (Second Team) _____ 2018
 Josh Jung (First Team) _____ 2019
 Cameron Warren (Second Team) _____ 2019

PERFECT GAME ALL-AMERICA

Eric Gutierrez (Third Team) _____ 2016
 Steven Gingery (First Team) _____ 2017

Josh Jung (Third Team) _____ 2018
 Grant Little (Third Team) _____ 2018
 Gabe Holt (Honorable Mention) _____ 2018
 Cameron Warren (First Team) _____ 2019
 Josh Jung (Second Team) _____ 2019

COLLEGIATE BASEBALL FRESHMAN ALL-AMERICA

Josh Bard (First Team) _____ 1997
 Brennan Burns (Honorable Mention) _____ 1998
 Roger Kieschnick (First Team) _____ 2006
 Miles Morgan (First Team) _____ 2006
 Barrett Barnes _____ 2010
 Jamodrick McGruder _____ 2010
 David Paiz _____ 2011
 Eric Gutierrez _____ 2013
 Jarrard Poteete _____ 2013
 Dylan Dusek _____ 2014
 Stephen Smith _____ 2014
 Steven Gingery _____ 2016
 Davis Martin _____ 2016
 Josh Jung _____ 2017
 Gabe Holt _____ 2018
 Clayton Beeter _____ 2019
 Cal Conley _____ 2020
 Jace Jung _____ 2020
 Nate Rombach _____ 2020

BASEBALL AMERICA FRESHMAN ALL-AMERICA

Mike Humphreys (Second Team) _____ 1986
 Josh Bard (First Team) _____ 1997
 Barrett Barnes (First Team) _____ 2010
 Davis Martin (First Team) _____ 2016
 Josh Jung (First Team) _____ 2017
 Grant Little (First Team) _____ 2017
 Gabe Holt (First Team) _____ 2018
 Clayton Beeter (Second Team) _____ 2019

NCBWA FRESHMAN ALL-AMERICA

Barrett Barnes (First Team) _____ 2010
 Davis Martin (First Team) _____ 2016
 Grant Little (First Team) _____ 2017
 Gabe Holt (First Team) _____ 2018

PING! FRESHMAN ALL-AMERICA

Barrett Barnes (First Team) _____ 2010

PERFECT GAME FRESHMAN ALL-AMERICA

Davis Martin (First Team) _____ 2016
 Josh Jung (First Team) _____ 2017
 Gabe Holt (First Team) _____ 2018

D1 BASEBALL FRESHMAN ALL-AMERICA

Josh Jung (First Team) _____ 2017
 Grant Little (Second Team) _____ 2017
 Gabe Holt (First Team) _____ 2018
 Micah Dallas (Second Team) _____ 2019


ACADEMIC ALL-AMERICA

Bobby Lewis (Second Team) _____ 1973
 Gene Segrist (First Team) _____ 1981
 Kevin Rucker (Second Team) _____ 1981
 Gene Segrist (First Team) _____ 1983
 Clint Bryant (First Team) _____ 1995
 Clint Bryant (First Team - Student-Athlete of the Year) _____ 1996
 Jimmy Frush (First Team) _____ 1996
 Matt Miller _____ 1996
 Jimmy Frush (Second Team) _____ 1997
 Brandon Buckley _____ 1998
 Steve Rowe (Second Team) _____ 2002
 Braxton Fulford (Third Team) _____ 2020


TEXAS TECH ALL-AMERICANS



Jerry Haggard
1969




Barry Hoffpauir
1972




Ruben Garcia
1972




Doug Ault
1972



Ron Mattson
1976



Gary Ashby
1977




Bobby Kohler
1980, 1982




Jimmy Zachry
1983




John Grimes
1984



Mark Brandeburg
1991



Travis Driskill
1993



Saul Bustos
1993, 1994




Mike Kinney
1993




Ryan Nye
1994



Brandon Welch
1994, 1995




Jason Totman
1995




Randy DuRoss
1995



Dion Ruecker
1995



Matt Miller
1995, 1996




Matt Kastelic
1996



Clint Bryant
1994, 1995, 1996



David Lindstrom
1996



Jason Gooding
1997




Joe Dillon
1997



Keith Ginter
1997, 1998



Josh Bard
1997, 1998, 1999



Shane Wright
1998, 1999



Josh Bard
1997, 1998, 1999



Cameron Blair
2004, 2005




John Neely
2011



Jamodrick McGruder
2012




Corey Taylor
2015



Eric Gutierrez
2016



Tanner Gardner
2016



Steven Gingery
2017




Hunter Hargrove
2017




ALL-AMERICANS



Gabe Holt
2018




Grant Little
2018



Zach Rheams
2018



Josh Jung
2018, 2019



Cameron Warren
2019



Cal Conley
2020



Micah Dallas
2020



Brian Klein
2020

FRESHMAN ALL-AMERICANS



Mike Humphreys
1986




Josh Bard
1997



Brennan Burns
1998



Roger Kieschnick
2006



Miles Morgan
2006



Barrett Barnes
2010




Jamodrick McGruder
2010



David Paiz
2011



Eric Gutierrez
2013



Jarrard Poteete
2013



Dylan Dusek
2014



Stephen Smith
2014



Steven Gingery
2016



Davis Martin
2016



Josh Jung
2017




Grant Little
2017



Gabe Holt
2018



Clayton Beeter
2019



Micah Dallas
2019



Cal Conley
2020



Jace Jung
2020



Nate Rombach
2020



COLLEGE BASEBALL HOF NATIONAL COACH OF THE YEAR
Tim Tadlock _____ 2014

D1 BASEBALL NATIONAL COACH OF THE YEAR
Tim Tadlock _____ 2018

ABCA MIDWEST REGION COACH OF THE YEAR
Tim Tadlock _____ 2014
Tim Tadlock _____ 2018
Tim Tadlock _____ 2019

ABCA/BA ASSISTANT COACH OF THE YEAR
J-Bob Thomas _____ 2017

ABCA RAWLINGS DIVISION I GOLD GLOVE AWARD
Kelby Tomlinson (Shortstop) _____ 2011

COLLEGE BASEBALL FOUNDATION NATIONAL PITCHER OF THE YEAR
Steven Gingery _____ 2017

GOLDEN SPIKES AWARD - FINALIST
Clint Bryant, 3B _____ 1995
Joe Dillon, 1B _____ 1997

GOLDEN SPIKES AWARD - SEMIFINALIST
Steven Gingery, LHP _____ 2017
Josh Jung, 3B _____ 2018
Josh Jung, SS _____ 2019

GOLDEN SPIKES AWARD LIST
Clint Bryant, 3B _____ 1995
Joe Dillon, 1B _____ 1997
Josh Bard, C _____ 1998
Shane Wright, RHP _____ 1998
Chad Bettis, RHP _____ 2010
Trey Masek, RHP _____ 2013
Steven Gingery, LHP _____ 2017
Steven Gingery, LHP _____ 2018
Davis Martin, RHP _____ 2018
Josh Jung, 3B _____ 2018
Josh Jung, INF _____ 2019
Brian Klein, 2B _____ 2020

GREGG OLSON BREAKOUT POY AWARD - FINALIST
Tyler Nestlony, OF _____ 2014

NCBWA PLAYER OF THE YEAR AWARD - FINALIST
Clint Bryant _____ 1995
Clint Bryant _____ 1996

NCBWA PLAYER OF THE YEAR AWARD - SEMIFINALIST
Clint Bryant _____ 1995
Clint Bryant _____ 1996
Joe Dillon _____ 1997
Josh Bard _____ 1998
Shane Wright _____ 1998
Josh Bard _____ 1999

DICK HOWSER TROPHY - SEMIFINALIST
Josh Brady (First Base) _____ 2004
Jamodrick McGruder (Second Base) _____ 2012
Steven Gingery (LHP) _____ 2017
Hunter Hargrove (First Base) _____ 2017
Josh Jung (Third Base) _____ 2018
Grant Little (Outfield) _____ 2018
Josh Jung (Third Base) _____ 2019

USA BASEBALL TEAM MEMBERS
Josh Bard, C _____ 1997
Larry Hays, Asst. Coach _____ 1997
Monty Ward, P _____ 1997
Josh Bard, C _____ 1998
Shane Wright, P _____ 1998
Roger Kieschnick, OF _____ 2006
Roger Kieschnick, OF _____ 2007
Chad Bettis, RHP _____ 2009
Steven Gingery, LHP _____ 2017
Josh Jung, 3B _____ 2018

USA BASEBALL INVITEES
Josh Bard, C _____ 1997
Monty Ward, RHP _____ 1997
Josh Bard, C _____ 1998
Miles Durham, OF _____ 1998

Shane Wright, RHP _____ 1998
Roger Kieschnick, OF _____ 2006
Roger Kieschnick, OF _____ 2007
Chad Bettis, RHP _____ 2009
Steven Gingery, LHP _____ 2017
Josh Jung, 3B _____ 2018

OLYMPIC TRIALS INVITEES
Matt Miller, P _____ 1993
Matt Miller, P _____ 1994
Matt Miller, P _____ 1995
Clint Bryant, 3B _____ 1995
Matt Miller, P _____ 1996
Clint Bryant, 3B _____ 1996

ABCA ALL-REGION
Ruben Garcia, P _____ 1972
Doug Ault, 1B _____ 1972
Barry Hoffpauir, SS _____ 1972
Gary Ashby, 1B _____ 1976
Ron Mattson, SS _____ 1976
Gary Ashby, 1B _____ 1977
Paul Johnson, OF _____ 1977
Gary Simms, DH _____ 1977
Larry Selby, OF _____ 1978
Lary Selby, OF _____ 1979
Bobby Kohler, OF _____ 1979
Larry Selby, OF _____ 1980
Brooks Wallace, SS _____ 1980
Bobby Kohler, OF _____ 1981
Bobby Kohler, OF _____ 1982
Jimmy Zachry, 3B _____ 1983
Gene Segrist, 1B _____ 1983
John Grimes, C _____ 1984
Mike Humphreys, OF _____ 1987
Mike Humphreys, OF _____ 1988
Donald Harris, OF _____ 1989
Mark Brandenburg, P _____ 1991
Mark Brandenburg, P _____ 1992
Travis Driskill, P _____ 1993
Saul Bustos, 3B, SS _____ 1993
Saul Bustos, 3B, SS _____ 1994
Ryan Nye, P _____ 1994
Jason Totman, 2B _____ 1994
Brandon Welch, DH _____ 1994
Jason Totman, 2B _____ 1995
Randy DuRoss, 1B _____ 1995
David Lindstrom, C _____ 1995
Clint Bryant, 3B _____ 1995
Clint Bryant, 3B _____ 1996
Matt Kastelic, OF _____ 1996
David Lindstrom, C _____ 1996
Jimmy Frush, P _____ 1996
Matt Miller, P _____ 1996
Stubby Clapp, 2B _____ 1996
Dion Ruecker, SS _____ 1996
Jason Gooding, P _____ 1997
Joe Dillon, 1B _____ 1997
Keith Ginter, 2B _____ 1997
Shane Wright, P _____ 1997
Josh Bard, C _____ 1998
Keith Ginter, 2B _____ 1998
Shane Wright, P _____ 1998
Josh Bard, C _____ 1999
Brad Ralston, P _____ 1999
Nick Blankenship, 3B _____ 2001
Brandon Roberson, P _____ 2001
Gera Alaverz, SS (First Team) _____ 2002
Steve Rowe, P (Second Team) _____ 2002
Josh Brady, OF (First Team) _____ 2004
Cameron Blair, SS (First Team) _____ 2004
Roger Kieschnick, OF (Second Team) _____ 2007
Roger Kieschnick, OF (First Team) _____ 2008
Chris Richburg, 1B (Second Team) _____ 2009
Jamodrick McGruder, 2B (Second Team) _____ 2012
Barrett Barnes, CF (Second Team) _____ 2012
Eric Gutierrez, 1B (Second Team) _____ 2014
Tyler Nestlony, OF (Second Team) _____ 2014
Eric Gutierrez, 1B (First Team) _____ 2016
Tanner Gardner, OF (First Team) _____ 2016
Steven Gingery, P (First Team) _____ 2017
Orlando Garcia, SS (Second Team) _____ 2017
Hunter Hargrove, 1B (Second Team) _____ 2017
Caleb Kilian, RHP (First Team) _____ 2018

Grant Little, OF (First Team) _____ 2018
Zach Rheams, DH (First Team) _____ 2018
Josh Jung, 3B (Second Team) _____ 2018
Josh Jung, SS (First Team) _____ 2019
Cameron Warren, 1B (Second Team) _____ 2019

NCAA ELITE 90 AWARD
Tyler Floyd, C _____ 2016
Braxton Fulford, C _____ 2019

BOBBY BRAGAN COLLEGIATE SLUGGER AWARD
Hunter Hargrove _____ 2017
Josh Jung _____ 2019

COLLEGIATE BASEBALL PLAYER OF THE WEEK
Joe Dillon _____ April 7, 1997
Monty Ward _____ March 16, 1998
Jon Weber _____ February 1, 1999
Josh Brady _____ February 10, 2004
Miles Morgan _____ March 21, 2006
Bobby Doran _____ May 3, 2010
Orlando Garcia _____ April 10, 2017

NCBWA HITTER OF THE WEEK
Eric Gutierrez _____ Feb. 17, 2015
Hunter Hargrove _____ May 1, 2017
Josh Jung _____ April 24, 2018
Cameron Warren _____ March 12, 2019

NCBWA PLAYER OF THE WEEK
Nate Rombach _____ Feb. 17, 2020

D1BASEBALL PLAYER OF THE WEEK
Nate Rombach _____ Feb. 17, 2020



KELBY TOMLINSON was the first Big 12 player to win the ABCA/Rawlings Gold Glove Award (SS).



TIM TADLOCK was named the College BSB HOF Skip Bertman 2014 National Coach of the Year.



BIG 12 AWARDS/HONORS

ALL BIG 12 CONFERENCE

First Team

Joe Dillon (1B)	1997
Keith Ginter (2B)	1997
Jason Gooding (SP)	1997
Shane Wright (SP)	1997
Josh Bard (C)	1998
Keith Ginter (INF)	1998
Shane Wright (SP)	1998
Josh Bard (C)	1999
Brandon Roberson (RP)	1999
Nick Blankenship (3B)	2001
Brandon Roberson (SP)	2001
Austin Cranford (UTL)	2001
Steve Rowe (RP)	2002
Gera Alvarez (SS)	2002
Jon Slack (OF)	2002
Josh Brady (1B)	2004
Michael Mask (OF)	2004
Cameron Blair (SS)	2004
Cameron Blair (INF)	2005
Joey Callender (INF)	2005
Roger Kieschnick (OF)	2006
Chris Richburg (INF)	2009
Barrett Barnes (OF)	2011
David Paiz (UTL)	2011
Barrett Barnes (OF)	2012
Jamodrick McGruder (INF)	2012
Eric Gutierrez (INF)	2014
Adam Kirsch (DH)	2014
Tim Proudfoot (INF)	2014
Eric Gutierrez (INF)	2015
Cameron Smith (SP)	2015
Corey Taylor (RHP)	2015
Eric Gutierrez (1B)	2016
Tanner Gardner (OF)	2016
Stephen Smith (OF)	2016
Davis Martin (RHP)	2016
Cody Farhat (OF)	2017
Orlando Garcia (SS)	2017
Steven Gingery (LHP)	2017
Hunter Hargrove (1B)	2017
Gabe Holt (INF)	2018
Josh Jung (INF)	2018
Caleb Kilian (RHP)	2018
Grant Little (OF)	2018
Zach Rheams (DH)	2018
Gabe Holt (OF)	2019
Taylor Floyd (RHP)	2019
Josh Jung (INF)	2019
Caleb Kilian (RHP)	2019
Cameron Warren (INF)	2019

Second Team

Josh Bard (C)	1997
Monty Ward (SP)	1997
Kevin Jordan (INF)	1998
Jason Huth (INF)	1998
Ryan Ruiz (OF)	1998
Ryan Ruiz (OF)	1999
Shane Wright (SP)	1999
Gera Alvarez (SS)	2001
Chris Phillips (SP)	2001
Kerry Hodges (OF)	2001
Willie Durazo (C)	2002
Corey Gerstner (RP)	2004
Josh Haney (3B)	2004
Matt Smith (C)	2006
Roger Kieschnick (OF)	2007
Roger Kieschnick (OF)	2008
Willie Rueda (INF)	2009
Barrett Barnes (INF)	2010
Scott LeJeune (DH)	2010
Chad Bettis (RP)	2010
Kelby Tomlinson (INF)	2011
John Neely (RP)	2011
Scott LeJeune (INF)	2012
Jake Barrios (INF)	2013
Tyler Neslony (OF)	2014
Hunter Redman (C)	2014
Chris Sadberry (SP)	2014
Dominic Moreno (RP)	2015
Corey Raley (DH)	2015
Stephen Smith (OF)	2015

Tyler Neslony (OF)	2016
Cory Raley (DH)	2016
Steven Gingery (LHP)	2016
Hayden Howard (LHP)	2016
Josh Jung (3B)	2017
Brian Klein (INF)	2019
Dylan Neuse (OF)	2019
Clayton Beeter (RHP)	2019

Honorable Mention

Brad Ralston (SP)	1997
Brandon Toro (OF)	1997
Monty Ward (SP)	1998
Jason Huth (3B)	1999
Lance Woodcock (SS)	1999
Jason Rainey (OF)	2001
Tony Arnerich (C)	2001
Blake McGinley (SP)	2001
Bryon Smith (1B)	2002
Scooter Jordan (OF)	2002
Dallas Braden (SP)	2004
Carey Avants (3B)	2005
Cody Fuller (OF)	2005
Cooper Fouts (C)	2005
Billy Carnline (SP)	2005
Tanner McElroy (SP)	2005
Willie Rueda (2B)	2006
Miles Morgan (SP)	2006
Kyle Martin (SS)	2007
Matt Smith (C)	2007
James Leverton (1B)	2007
Willie Rueda (2B)	2008
Taylor Ashby (OF)	2009
Chad Bettis (RP)	2009
Joe Kenworthy (INF)	2009
Scott LeJeune (DH)	2009
Bobby Doran (RHP)	2010
Joey Kenworthy (INF)	2010
Jamodrick McGruder (INF)	2010
Jeremy Mayo (C)	2010
Michael Reed (OF)	2010
Bo Altobelli (C)	2011
Jamodrick McGruder (INF)	2011
Reid Redman (INF)	2011
Bo Altobelli (C)	2012
Duke von Schamann (SP)	2012
Shane Broyles (RP)	2012
Trey Masek (SP)	2013
Jarrard Poteete (DH)	2013
Bryant Burleson (INF)	2014
Jonny Drozd (RP)	2014
Cameron Smith (RP)	2014
Tyler Neslony (OF)	2015
Michael Davis (2B)	2016
Robert Dugger (RHP)	2016
Parker Mushinski (LHP)	2017
Braxton Fulford (C)	2019
Dane Haveman (LHP)	2019
John McMillon (RHP)	2019

BIG 12 ALL-FRESHMAN TEAM

Trey Masek (RHP)	2011
David Paiz (UTL)	2011
Tim Proudfoot (SS)	2012
Jarrard Poteete (DH)	2013
Stephen Smith (OF)	2014
Orlando Garcia (INF)	2015
Steven Gingery (LHP)	2016
Davis Martin (RHP)	2016
Michael Berglund (C)	2017
Josh Jung (3B)	2017
Grant Little (OF)	2017
Gabe Holt (2B)	2018
Clayton Beeter (RHP)	2019
Micah Dallas (RHP)	2019
Cole Stilwell (C)	2019

BIG 12 COACH OF THE YEAR

Larry Hays	1997
Tim Tadlock	2016

BIG 12 PITCHER OF THE YEAR

Steven Gingery (LHP)	2017
----------------------	------

BIG 12 PLAYER OF THE YEAR

Joe Dillon (1B)	1997
Eric Gutierrez (1B)	2016
Hunter Hargrove (1B)(CO)	2017
Josh Jung (INF)(CO)	2019

BIG 12 FRESHMAN OF THE YEAR

Josh Bard (C)	1997
Roger Kieschnick (Player - OF)	2006
Miles Morgan (Pitcher - SP)	2006
Barrett Barnes (1B)	2010
Josh Jung (3B)	2017
Gabe Holt (2B)	2018

BIG 12 NEWCOMER OF THE YEAR

Keith Ginter (2B)	1997
Adam Kirsch (DH)	2014

BIG 12 TOURNAMENT MOST VALUABLE PLAYER

Josh Bard (C)	1998
---------------	------

ALL-BIG 12 TOURNAMENT TEAM

Joe Dillon (1B)	1997
Jason Landreth (DH)	1997
Jason Gooding (P)	1997
Brandon Toro (OF)	1997
Josh Bard (C- MVP)	1998
Keith Ginter (2B)	1998
Jason Landreth (OF)	1998
Brennan Burns (DH)	1998
Shane Wright (P)	1998
Josh Bard (C)	1999
Jake Brown (3B)	2002
Patrick Smart (1B)	2006
Barrett Barnes (1B)	2010
Chad Bettis (P)	2010
Tyler Neslony (OF)	2016
Cameron Warren (1B)	2018
Dane Haveman (LHP)	2019
Cameron Warren (1B)	2019

ACADEMIC ALL-BIG 12

First Team

Jimmy Frush (Sr.)	1997
Brandon Buckley (So.)	1997
Steve Richardson (Fr.)	1997
Brandon Buckley (Jr.)	1998
Brad Ralston (Jr.)	1998
Monty Ward (Jr.)	1998
J.J. Newman (Sr.)	2002
Brent Fossum (So.)	2002
Steve Rowe (Sr.)	2002
Cody Fuller (Sr.)	2005
Patrick Smart (Sr.)	2006
Roger Kieschnick (So.)	2007
Jason Seefeld (Jr.)	2007
Chris Ortmeier (Sr.)	2007
Roger Kieschnick (Jr.)	2008
Brian Cloud (Jr.)	2008
Jason Seefeld (Sr.)	2008
Taylor Ashby (Jr.)	2009
Brian Cloud (Sr.)	2009
Miles Morgan (Sr.)	2009
Chris Richburg (Sr.)	2009
Justin Cooper (Jr.)	2010
Bobby Doran (Jr.)	2010
Bonham Hough (Sr.)	2010
Scott LeJeune (So.)	2010
Zach Fowler (Jr.)	2011
Nick Hanslik (So.)	2011
Reid Redman (Jr.)	2011
Bo Altobelli (Jr.)	2012
Scott LeJeune (Jr.)	2012
Jordan Lopez (Fr.)	2012
David Paiz (So.)	2012
Reid Redman (Sr.)	2012
Rusty Shellhorn (Jr.)	2012
Brennan Stewart (Sr.)	2012
Bryant Burleson (So.)	2013
Trey Masek (Jr.)	2013
Bryant Burleson (Jr.)	2014
Zach Davis (Jr.)	2015
Dylan Dusek (So.)	2015
Tyler Floyd (Jr.)	2015



Ryan Long (So.)	2015
Corey Taylor (Sr.)	2015
Johnathon Tripp (Jr.)	2015
Matt Withrow (Jr.)	2015
Zach Davis (Sr.)	2016
Tyler Floyd (Sr.)	2016
Orlando Garcia (So.)	2016
Eric Gutierrez (Sr.)	2016
Ryan Long (Jr.)	2016
Ryan Moseley (Jr.)	2016
Jacob Patterson (So.)	2016
Cory Raley (Sr.)	2016
Tanner Gardner (Jr.)	2017
Steven Gingery (So.)	2017
Ryan Long (Sr.)	2017
Parker Mushinski (Jr.)	2017
Jacob Patterson (Jr.)	2017
Ty Harpenau (Jr.)	2018
Josh Jung (So.)	2018
Caleb Kilian (So.)	2018
Brian Klein (So.)	2018
Clay Koeltzer (So.)	2018
Davis Martin (Jr.)	2018
Jose Quezada (Sr.)	2018
Cameron Warren (Jr.)	2018
Clayton Beeter (R-Fr.)	2019
Caleb Freeman (Jr.)	2019
Braxton Fulford (So.)	2019
Gabe Holt (So.)	2019
Josh Jung (Jr.)	2019
Parker Kelly (So.)	2019
Caleb Kilian (Jr.)	2019
Brian Klein (Jr.)	2019
Cody Masters (So.)	2019
Ryan Sublette (So.)	2019
Cameron Warren (Sr.)	2019
Dru Baker (So.)	2020
Clayton Beeter (R-So.)	2020
Braxton Fulford (Jr.)	2020
Parker Kelly (Jr.)	2020
Brian Klein (Sr.)	2020
Max Marusak (So.)	2020
Cody Masters (Jr.)	2020
Mason Montgomery (So.)	2020
Tanner O'Trempa (So.)	2020
Ryan Sublette (Jr.)	2020

Second Team

Carter Ayers (Jr.)	1997
Brent Huddleston (Jr.)	1997
Brad Ralston (So.)	1997
Joe Smith (Fr.)	1997
Kirk Ulrich (Jr.)	1997
Monty Ward (So.)	1997
Josh Bard (Jr.)	1999
Jason Huth (Sr.)	1999
Brad Ralston (Sr.)	1999
Travis McElroy (Sr.)	2002
Matt Harbin (Sr.)	2002
Tanner McElroy (Sr.)	2005
Trey Stewart (Sr.)	2006
Drew Evans (So.)	2007
Brian Cloud (Jr.)	2007
Sam Janca (So.)	2008
A.J. Ramos (Jr.)	2008
Robbie Kilcrease (So.)	2009
Cory Large (Sr.)	2009
A.J. Ramos (Sr.)	2009
Taylor Ashby (Sr.)	2010
Scott Erzinger (Fr.)	2010
Nick Popescu (Jr.)	2010
Kevin Whitehead (So.)	2010
Barrett Barnes (So.)	2011
Brennan Stewart (Jr.)	2011
Barrett Barnes (Jr.)	2012
Trey Masek (So.)	2012
Jerad McCrummen (Jr.)	2012
Jamen Parten (Jr.)	2012
Jerad McCrummen (Sr.)	2013
Tim Proudfoot (So.)	2013
Zach Davis (So.)	2014
Johnathon Tripp (So.)	2014
Bryant Burtleson (Sr.)	2015
Matt Custred (Jr.)	2015

Dominic Moreno (Sr.)	2015
Tim Proudfoot (Sr.)	2015
Ty Damron (Jr.)	2016
Michael Davis (So.)	2016
Hunter Hargrove (Jr.)	2016
Cody Farhat (So.)	2017
Hunter Hargrove (Sr.)	2017
Dylan Dusek (Sr.)	2018
Cody Farhat (Jr.)	2018
Ryan Shetter (Jr.)	2018
Bryce Bonnin (Jr.)	2020
Cal Conley (R-Fr.)	2020
Micah Dallas (So.)	2020
Easton Murrell (Jr.)	2020
T.J. Rumfield (R-Fr.)	2020
Cole Stiltwell (So.)	2020

BIG 12 PLAYER OF THE WEEK

Josh Bard (Fr./C)	March 31, 1997
Joe Dillon (Sr./1B)	April 7, 1997
Josh Bard (So./C)	February 16, 1998
Josh Bard (So./C)	April 20, 1998
Jon Weber (Jr./OF)	February 8, 1999
Chaz Eiguren (Sr./DH)	February 28, 2000
Austin Cranford (Jr./DH)	April 23, 2001
Scotter Jordan (Jr./OF)	March 18, 2002
Christian Colonel (Jr./1B)	May 13, 2003
Josh Brady (Jr./1B)	February 10, 2004
Michael Mask (Jr./OF)	March 9, 2004
Madison Edwards (Jr./OF)	March 23, 2004
Josh Brady (Jr./1B)	April 13, 2004
Cameron Blair (Jr./SS)	May 4, 2004
Cameron Blair (Sr./SS)	April 12, 2005
Cameron Blair (Sr./SS)	May 17, 2005
Roger Kieschnick (Fr./OF)	May 16, 2006
Doug Thennis (Jr./OF)	February 19, 2007
Roger Kieschnick (Jr./OF)	March 10, 2008
Doug Thennis (Sr./1B)	March 31, 2008
Roger Kieschnick (Jr./OF)	May 19, 2008
Barrett Barnes (Fr./1B)	April 19, 2010
Stephen Hagen (Jr./1B)	March 21, 2011
Jamodrick McGruder (So./2B)	March 28, 2011
Stephen Hagen (Jr./1B)	May 2, 2011
Eric Gutierrez (So./1B)	April 14, 2014
Eric Gutierrez (So./1B)	April 28, 2014
Adam Kirsch (Sr./OF/DH)	May 19, 2014
Eric Gutierrez (Jr./1B)	Feb. 16, 2015
Bryant Burtleson (Sr./2B)	May 4, 2015
Stephen Smith (Jr./OF)	Feb. 22, 2016
Tanner Gardner (So./OF)	March 21, 2016
Eric Gutierrez (Sr./1B)	April 4, 2016
Michael Davis (So./2B)	April 11, 2016
Hunter Hargrove (Sr./1B)	Feb. 21, 2017
Tanner Gardner (Jr./OF)	March 13, 2017
Orlando Garcia (Jr./SS)	April 10, 2017
Michael Davis (Jr./2B)	April 17, 2017
Hunter Hargrove (Sr./1B)	May 1, 2017
Grant Little (Fr./OF)	May 22, 2017
Josh Jung (So./3B)	Feb. 19, 2018
Michael Davis (Sr./SS)	March 5, 2018
Grant Little (So./OF)	April 16, 2018
Josh Jung (So./3B)	April 23, 2018
Cameron Warren (Sr./1B)	March 11, 2019
Josh Jung (Jr./SS)	April 29, 2019
Cameron Warren (Sr./1B)	May 6, 2019
Nate Rombach (Fr./DH)	Feb. 17, 2020
Brian Klein (Sr./2B)	March 2, 2020

BIG 12 PITCHER OF THE WEEK

Jason Gooding (Jr./LHP)	March 17, 1997
Shane Wright (So./RHP)	April 28, 1997
Shane Wright (Jr./RHP)	March 23, 1998
Shane Wright (Sr./RHP)	March 1, 1998
Kevin Tracey (Jr./RHP)	March 15, 1999
Chris Phillips (Jr./RHP)	March 12, 2001
Brandon Roberson (Sr./RHP)	March 19, 2001
Chris Phillips (Sr./RHP)	February 11, 2002
Dusty Buck (Jr./RHP)	May 20, 2002
Jeff Karstens (Jr./RHP)	March 25, 2003
Corey Gerstner (Sr./RHP)	May 18, 2004
Brian Wyatt (Jr./RHP)	March 22, 2005
Miles Morgan (Fr./RHP)	March 21, 2006
Aaron Odum (Jr./LHP)	April 18, 2006
Colt Hynes (Sr./LHP)	March 12, 2007

Chad Bettis (So./RHP)	April 13, 2009
Chad Bettis (Jr./RHP)	February 22, 2010
Duke von Schamann (So./RHP)	April 2, 2012
Trey Masek (Jr./RHP)	February 25, 2013
Cameron Smith (Sr./LHP)	March 16, 2015
Cameron Smith (Sr./LHP)	April 6, 2015
Cameron Smith (Sr./LHP)	April 20, 2015
Steven Gingery (So./LHP)	Feb. 27, 2017
Ryan Shetter (So./RHP)	May 22, 2017
Caleb Kilian (Jr./RHP)	March 18, 2019

BIG 12 NEWCOMER OF THE WEEK

Kelby Tomlinson (Jr./SS)	February 21, 2011
Andre Wheeler (Fr./OF)	March 21, 2011
Duke von Schamann (Fr./RHP)	May 23, 2011
Devon Conley (Jr./OF)	March 11, 2013
Jonny Drozd (Jr./LHP)	March 18, 2013
Jake Barrios (Jr./3B)	April 1, 2013
Ryan Long (Fr./INF)	February 24, 2014
Chris Sadberry (Jr./LHP)	March 3, 2014
Adam Kirsch (Sr./OF/DH)	March 10, 2014
Corey Raley (Jr./INF)	March 23, 2015
Quinn Carpenter (Jr./OF)	March 30, 2015
Davis Martin (Fr./RHP)	March 21, 2016
Steven Gingery (Fr./LHP)	May 9, 2016
Josh Jung (Fr./3B)	Feb. 21, 2017
Grant Little (Fr./OF)	March 27, 2017
Brian Klein (Fr./2B)	May 1, 2017
Gabe Holt (Fr./2B)	Feb. 19, 2018
Tanner O'Trempa (Fr./OF)	Feb. 25, 2019
Dylan Neuse (So./OF)	March 11, 2019
Dru Baker (Fr./INF)	April 8, 2019
Jace Jung (Fr./3B)	Feb. 17, 2020
Cal Conley (RS Fr./SS)	March 9, 2020



SOUTHWEST CONFERENCE AWARDS/HONORS

ALL-SOUTHWEST CONFERENCE

First Team

Jerry Haggard	1968
Jerry Haggard	1969
Jim Montgomery	1969
John Owens	1971
Ruben Garcia	1971
Ruben Garcia	1972
Doug Ault	1972
Barry Hoffpauir	1972
Ron Mattson	1975
Ron Mattson	1976
Gary Ashby	1976
Gary Ashby	1977
Bryan Cowen	1977
Paul Johnston	1977
Gary Simms	1977
Larry Selby	1978
Larry Selby	1979
Brooks Wallace	1980
Bobby Kohler	1980
Steve Ibarguen	1980
Kevin Rucker	1980
Jimmy Zachry	1980
Bobby Kohler	1981
Rusty Laughlin	1981
Pat Moore	1981
Mark McDowell	1981
David Carroll	1982
Andy Dawson	1982
John Grimes	1982
Bobby Kohler	1982
Jimmy Zachry	1982
Jimmy Zachry	1983
Gene Segrist	1983
John Grimes	1984
Todd Howey	1984
Mark Michna	1984
Kevin Lowery	1986
Johnny Vidales	1986
Mike Humphreys	1986
Mike Humphreys	1987
Mike Humphreys	1988
Tommy Hernandez	1988
Gilbert Arredondo	1988
Donald Harris	1989
Jeff Beck	1989
Tony Tijerina	1990
Chris Moore	1990
Mark Brandenburg	1991
Wes Shook	1991
Mark Brandenburg	1992
Wes Shook	1992
Randy DuRoss	1992
Kent Blasingame	1992
Travis Driskill	1993
Travis Gage	1993
Saul Bustos	1993
Trey Forkerway	1993
Mike Kinney	1993
Clint Bryant	1993
Ryan Nye	1994
Jason Totman	1994
Saul Bustos	1994
Brandon Welch	1994
Robin Harris	1994
Clint Bryant	1995
Jason Totman	1995
Randy DuRoss	1995
David Lindstrom	1995
Jeff Peck	1995
Jimmy Frush	1995
Clint Bryant	1996
David Lindstrom	1996
Matt Kastelic	1996
Jimmy Frush	1996
Matt Miller	1996

Second Team

Brandon Welch	1995
Travis Smith	1995
Matt Miller	1995
Dion Ruecker	1996
Ryan Brewer	1996

SWC Newcomer of the Year

Saul Bustos	1993
Ryan Nye	1994

SWC Freshman of the Year

Todd Howey	1983
Mike Humphreys	1986
Randy DuRoss	1992
Clint Bryant	1993

SWC Player of the Year

John Grimes	1984
Mark Brandenburg	1991
Clint Bryant	1995
Clint Bryant	1996

ALL-SWC TOURNAMENT TEAM

Kyle Fahrenthold	1980
Trey Forkerway	1993
Robin Harris	1994
Brandon Welch	1994
Travis Smith	1994
Brody Gregg	1994
Saul Bustos	1994
Jason Totman (MVP)	1995
Clint Bryant	1995
Travis Smith	1995
Dion Ruecker	1995
Matt Kastelic	1995
Matt Kastelic	1996
Clint Bryant	1996
Dion Ruecker	1996

SWC Tournament MVP

Jason Totman	1995
--------------	------

TOP OVERALL SELECTIONS (TOP 5 ROUND DRAFT PICKS)

- 1st Round (No. 5): Donald Harris, OF, Texas Rangers, 1989
- 1st Round (No. 8): Josh Jung, 3B, Texas Rangers, 2019
- 2nd Round (No. 41): Matt Miller, LHP, Detroit Tigers, 1996
- Supp. 1st Round (No. 45): Barrett Barnes, OF, Pittsburgh Pirates, 2012
- 2nd Round (No. 57): Ryan Nye, RHP, Philadelphia Phillies, 1994
- Competitive Balance Round B (No. 66): Clayton Beeter, RHP, LA Dodgers, 2020
- Competitive Balance Round B (No. 74): Grant Little, OF, San Diego Padres, 2018
- 2nd Round (No. 76): Chad Bettis, RHP, Colorado Rockies, 2010
- 3rd Round (No. 82): Roger Kieschnick, OF, SF Giants, 2008
- 4th Round (No. 83): Pat McKean, LHP, Atlanta Braves, 1971
- 3rd Round (No. 84): Bryce Bonnin, RHP, Cincinnati Reds, 2020
- 3rd Round (No. 84): Zach Stewart, RHP, Cincinnati Reds, 2008
- 4th Round (No. 89): Brandon Kolb, RHP, Sawm Diego Padres, 1995
- 3rd Round (No. 100): Josh Bard, C, Colorado Rockies, 1999
- 4th Round (No. 107): Monty Ward, RHP, Kansas City Royals, 1998
- 4th Round (No. 111): Travis Driskill, RHP, Cleveland Indians, 1993
- 5th Round (No. 122): Eric Newman, RHP, San Diego Padres, 1994
- 4th Round (No. 123): Bobby Doran, RHP, Houston Astros, 2010
- 4th Round (No. 123): Steven Gingery, LHP, St. Louis Cardinals, 2018
- 4th Round (No. 135): Tyler Reves, C/DH, Chicago White Sox, 2006
- 5th Round (No. 137): Christian Colonel, INF, Colorado Rockies, 2003
- 5th Round (No. 138): Trey Masek, RHP, Chicago Cubs, 2013
- 5th Round (No. 147): Jon Slack, OF, New York Mets, 2002
- 5th Round (No. 151): Jason Gooding, LHP, Kansas City Royals, 1997
- 5th Round (No. 163): Dustin Richardson, LHP, Boston Red Sox, 2006

YEAR BY YEAR DRAFT PICKS/FREE AGENT SIGNINGS

2020 (Draft Shortened to Five Rounds)

- Clayton Beeter, RHP - Los Angeles Dodgers (CBB - No. 66)
- Bryce Bonnin, RHP - Cincinnati Reds (3rd Round - No. 84)

2019

- Josh Jung, 3B-Texas Rangers (1st Round - No. 8)
- Gabe Holt, OF-Milwaukee Brewers (7th Round - No. 223)
- Caleb Kilian, RHP-San Francisco Giants (8th Round - No. 236)
- Taylor Floyd, RHP-Milwaukee Brewers (10th Round - No. 313)
- John McMillon, RHP-Detroit Tigers (11th Round - No. 322)
- Caleb Freeman, RHP-Chicago White Sox (15th Round - No. 440)
- Cameron Warren, 1B-Cincinnati Reds (22nd Round - No. 654)

2018

- Grant Little, OF-San Diego Padres (CBB - No. 74)
- Steven Gingery, LHP-St. Louis Cardinals (4th Round - No. 123)
- Ryan Shetter, RHP-Atlanta Braves (9th Round - No. 262)
- Jose Quezada, RHP-San Diego Padres (10th Round - No. 291)
- Davis Martin, RHP-Chicago White Sox (14th Round - No. 408)
- Ty Harpenau, RHP-Atlanta Braves (16th Round - No. 472)
- Caleb Kilian, RHP-Baltimore Orioles (20th Round - No. 595)
- Cody Farhat, OF-Cleveland Indians (23rd Round - No. 703)
- Michael Davis, SS-Minnesota Twins (24th Round - No. 724)
- Dylan Dusek, LHP, San Francisco Giants (27th Round - No. 796)
- Zach Rheams, OF, New York Mets (27th Round - No. 800)

2017

- Parker Mushinski, LHP-Houston Astros (7th Round - No. 211)
- Tanner Gardner, OF-Texas Rangers (9th Round - No. 284)
- Jacob Patterson, LHP-St. Louis Cardinals (13th Round - No. 394)
- Orlando Garcia, SS-San Francisco Giants (15th Round - No. 456)
- Hunter Hargrove, 1B-Oakland Athletics (25th Round - No. 751)

2016

- Ryan Moseley, RHP-Baltimore Orioles (8th Round - No. 241)
- Tyler Neslony, OF-Atlanta Braves (9th Round - No. 259)
- Stephen Smith, OF-Arizona Diamondbacks (10th Round - No. 299)
- Hayden Howard, LHP-Washington Nationals (12th Round - No. 364)
- Ty Damron, LHP-Oakland Athletics (15th Round - No. 442)
- Robert Duggger, RHP-Seattle Mariners (18th Round - No. 537)
- Eric Gutierrez, 1B-Miami Marlins (20th Round - No. 593)
- Chandler Eden, RHP-Los Angeles Dodgers (25th Round - No. 761)
- Dalton Brown, RHP-Milwaukee Brewers (30th Round - No. 891)
- Zach Davis, OF-Chicago Cubs (32nd Round - No. 974)

2015

- Matt Withrow, RHP-Atlanta Braves (6th Round - No. 180)
- Corey Taylor, RHP-New York Mets (7th Round - No. 209)
- Dominic Moreno, RHP-Detroit Tigers (8th Round - No. 250)
- Matt Custred, RHP-Atlanta Braves (31st Round - No. 930)
- Tim Proudfoot, SS-Oakland A's (35th Round - No. 1,058)
- Cameron Smith, LHP-Arizona Diamondbacks (36th Round - No. 1,066)

2014

- Chris Sadberry, LHP-Miami Marlins (6th Round - No. 167)
- Hunter Redman, C-Los Angeles Dodgers (8th Round - No. 249)
- Tim Proudfoot, SS-Oakland Athletics (21st Round - No. 642)
- Dominic Moreno, RHP-St. Louis Cardinals (33rd Round - No. 1,005)
- Adam Kirsch, OF/DH-New York Yankees (Free Agent)
- Jonny Drozd, LHP-New York Yankees (Free Agent)

2013

- Trey Masek, RHP-Chicago Cubs (5th Round - No. 138)
- Andre Wheeler, LHP-Chicago White Sox (15th Round - No. 453)
- Jerad McCrummen, RHP-Colorado Rockies (23rd Round - No. 679)

2012

- Barrett Barnes, CF-Pittsburgh Pirates (Supp. 1st Round - No. 45)
- Jamodrick McGruder, 2B-Seattle Mariners (9th Round - No. 281)
- Shane Broyles, RHP-Colorado Rockies (14th Round - No. 438)
- Duke von Schamann, RHP-Los Angeles Dodgers (15th Round - No. 476)
- Bo Altobelli, C-Minnesota Twins (21st Round - No. 640)
- Reid Redman, 3B-Tampa Bay Rays (23rd Round - No. 722)
- Daniel Coulombe, LHP-Los Angeles Dodgers (25th Round - No. 776)
- John Neely, RHP-Houston Astros (30th Round - No. 909)
- Rusty Shellhorn, LHP-Seattle Mariners (31st Round - No. 941)

2011

- Kelby Tomlinson, SS-SF Giants (12th Round - No. 387)
- Nick Popescu, 3B-Atlanta Braves (33rd Round - No. 1,016)
- Zach Fowler, LHP-Baltimore Orioles (34th Round - No. 1,025)
- Reid Redman, 3B-Los Angeles Dodgers (37th Round - No. 1,415)
- Robbie Kilcrease, LHP-Pittsburgh Pirates (Free Agent)

2010

- Chad Bettis, RHP-Colorado Rockies (2nd Round - No. 76)
- Bobby Doran, RHP-Houston Astros (4th Round - No. 123)
- Jay Johnson, LHP-Toronto Blue Jays (26th Round - No. 786)
- Jeremy Mayo, C-Washington Nationals (31st Round - No. 926)
- Brett Bruening, RHP-Chicago White Sox (42nd Round - No. 1,268)

2009

- Nathan Karns, RHP-Washington Nationals (12th Round - No. 352)
- AJ Ramos, RHP-Florida Marlins (21st Round - No. 638)
- Chris Richburg, 1B-Cincinnati Reds (23rd Round - No. 689)
- Brian Cloud, RHP-Seattle Mariners (Free Agent)

2008

- Roger Kieschnick, OF-SF Giants (3rd Round - No. 82)
- Zach Stewart, RHP-Cincinnati Reds (3rd Round - No. 84)
- James Levertton, LHP-Chicago Cubs (8th Round - No. 251)
- Doug Thennis, OF-Chicago White Sox (27th Round - No. 810)
- Owen Broilsma, RHP-Pittsburgh Pirates (48th Round - No. 1,425)

2007

- Matt Smith, C-Oakland Athletics (14th Round - No. 450)
- Miles Morgan, RHP-Cleveland Indians (17th Round - No. 527)
- Kyle Martin, SS-Kansas City Royals (29th Round - No. 876)
- Colt Hynes, LHP-San Diego Padres (31st Round - No. 956)
- Aaron Odom, LHP-Baltimore Orioles (40th Round - No. 1,196)

2006

- Tyler Reves, C/DH-Chicago White Sox (4th Round - No. 135)
- Dustin Richardson, LHP-Boston Red Sox (5th Round - No. 163)
- Josh Tomlin, RHP-Cleveland Indians (19th Round - No. 581)
- Joey Callender, INF-Tampa Bay Devil Rays (21st Round - No. 619)
- Aaron Odom, LHP-Oakland Athletics (25th Round - No. 758)
- Brian Capps, OF-Philadelphia Phillies (30th Round - No. 907)
- Jon Ptefka, RHP-Los Angeles Angels (47th Round - No. 1,414)

2005

- Cameron Blair, INF-Pittsburg Pirates (6th Round - No. 181)
- Billy Carline, RHP-Toronto Blue Jays (12th Round - No. 356)
- Brent Thomas, OF-Cleveland Indians (32nd Round - No. 964)
- Cody Fuller, OF-Los Angeles Angels (48th Round - No. 1,442)

2004

- Josh Haney, INF-Kansas City Royals (11th Round - No. 325)
- Cameron Blair, INF-St. Louis Cardinals (18th Round - No. 540)
- Josh Brady, INF-Milwaukee Brewers (19th Round - No. 556)
- Jose Delgado, INF-St. Louis Cardinals (24th Round - No. 720)
- Dallas Braden, LHP-Oakland Athletics (24th Round - No. 727)
- Steven Thomas, RHP-Colorado Rockies (28th Round - No. 830)
- Michael Mask, OF-Texas Rangers (32nd Round - No. 951)

2003

- Christian Colonel, INF-Colorado Rockies (5th Round - No. 137)
- Jeff Karstens, RHP-New York Yankees (19th Round - No. 574)

2002

- Jon Slack, OF-New York Mets (5th Round - No. 147)
- Gera Alvarez, INF-Baltimore Orioles (16th Round - No. 466)
- Steve Rowe, RHP-Texas Rangers (Free Agent)

2001

- Kerry Hodges, OF-Houston Astros (9th Round - No. 266)
- Blake McGinley, LHP-New York Mets (21st Round - No. 642)
- Jason Rainey, OF-Seattle Mariners (31st Round - No. 939)
- Tony Americh, C-Kansas City Royals (Free Agent)
- Brandon Roberson, RHP-Houston Astros (Free Agent)

2000

- Miles Durham, OF-Detroit Tigers (5th Round - 138 overall)
- Marco Cunningham, OF-Kansas City Royals (27th Round - 794 overall)
- Trey Lunsford, C-SF Giants (33rd Round - 991 overall)

1999

- Josh Bard, C-Colorado Rockies (3rd Round - No. 100)
- Chris Sampson, RHP-Houston Astros (8th Round - No. 263)
- Shane Wright, RHP-Pittsburgh Pirates (9th Round - No. 272)
- Brandon Roberson, RHP-Seattle Mariners (19th Round - No. 575)
- Jason Huth, INF-Cincinnati Reds (26th Round - No. 788)
- Brad Ralston, RHP-Milwaukee Brewers (27th Round - No. 814)



JOSH JUNG became the second-highest Red Raider draft pick in 2019 as he was selected eighth overall in the first round of the MLB Draft by the Texas Rangers organization.



DALLAS BRADEN recorded the 19th perfect game in MLB history on May 9, 2010, as he struck out six in a victory over the Tampa Bay Rays.

1998

- Monty Ward, RHP-Kansas City Royals (4th Round - No. 107)
- Keith Ginter, 2B-Houston Astros (10th Round - No. 302)
- Kevin Jordan, 3B-Houston Astros (11th Round - No. 332)
- Steve Watkins, RHP-San Diego Padres (16th Round - No. 472)
- Duane Price, OF-Cincinnati Reds (20th Round - No. 590)
- Eric Cooper, RHP-Cincinnati Reds (24th Round - No. 710)
- Brandon Buckley, C-Houston Astros (29th Round - No. 872)
- Junior Rodriguez, SS-New York Yankees (Free Agent)
- Jesse Cornejo, LHP-Tampa Bay Devil Rays (Free Agent)

1997

- Jason Gooding, LHP-Kansas City Royals (5th Round - No. 151)
- Joe Dillon, 1B-Kansas City Royals (7th Round - No. 211)
- Jimmy Frush, RHP-Philadelphia Phillies (19th Round - No. 566)

1996

- Matt Miller, LHP-Detroit Tigers (2nd Round - No. 41)
- Clint Bryant, 3B-Colorado Rockies (7th Round - No. 206)
- Dion Ruecker, SS-Boston Red Sox (12th Round - No. 361)
- David Lindstrom, C-Detroit Tigers (21st Round - No. 611)
- Matt Kastelic, OF-Tampa Bay Devil Rays (24th Round - No. 724)
- Stubby Clapp, 2B-St. Louis Cardinals (36th Round - No. 1,058)
- Jimmy Frush, RHP-Seattle Mariners (43rd Round - No. 1,270)
- Ryan Brewer, RHP-Kansas City Royals (Free Agent)

1995

- Brandon Kolb, RHP-San Diego Padres (4th Round - No. 89)
- Jason Totman, 2B-San Diego Padres (7th Round - No. 173)
- Travis Smith, RHP-Milwaukee Brewers (19th Round - No. 516)
- Clint Bryant, 3B-Detroit Tigers (21st Round - No. 574)
- Logan Miller, C-Toronto Blue Jays (17th Round - No. 580)
- Brandon Welch, OF-Oakland Athletics (42nd Round - No. 1,156)
- Marcus McCain, OF/INF-Tampa Bay Devil Rays (Free Agent)

1994

- Ryan Nye, RHP-Philadelphia Phillies (2nd Round - No. 57)
- Eric Newman, RHP-San Diego Padres (5th Round - No. 122)
- Saul Bustos, INF-Chicago Cubs (30th Round - No. 834)
- Clay Hill, OF-Chicago White Sox (Free Agent)
- Robin Harriss, C-Cleveland Indians (Free Agent)
- Shane Butler, RHP-Chicago Cubs (Free Agent)

1993

- Travis Driskill, RHP-Cleveland Indians (4th Round - No. 111)
- Mike Kinney, OF-Los Angeles Dodgers (20th Round - No. 550)
- Trey Forkeaway, SS-Chicago Cubs (Free Agent)
- Darren Glenn, INF-San Francisco Giants (Free Agent)

1992

- Mark Brandenburg, RHP-Texas Rangers (26th Round - No. 734)
- Wes Shook, OF-Texas Rangers (28th Round - No. 790)

1991

- Rodney Steph, RHP-Cincinnati Reds (12th Round - No. 327)
- Tony Tijerina, C-New York Mets (13th Round - No. 355)

1990

- Matt Martin, INF-Cincinnati Reds (Free Agent)
- Kent Blasingame, OF, Philadelphia Phillies (Free Agent)

1989

- Donald Harris, OF-Texas Rangers (1st Round - No. 5)
- Greg Kobza, 1B-Chicago White Sox (11th Round - No. 277)
- James Maudin, RHP-New York Yankees (11th Round - No. 285)
- Brian Roper, C-Texas Rangers (33rd Round - No. 847)

1988

- Mike Beiras, RHP-Seattle Mariners (14th Round - No. 357)
- Mike Humphreys, OF-San Diego Padres (15th Round - No. 370)

1986

- Phil Maldonado, C-Atlanta Braves (32nd Round - No. 764)

1985

- Todd Howey, OF-Philadelphia Phillies (9th Round - No. 226)

1984

- John Grimes, C-San Francisco Giants (7th Round - No. 167)

1983

- Eric Shirley, RHP-Atlanta Braves (12th Round - No. 308)

1982

- Bobby Kohler, OF-Texas Rangers (19th Round - No. 486)

1980

- Brooks Wallace, SS-Texas Rangers (21st Round - No. 532)

1979

- Brooks Wallace, SS-New York Mets (10th Round - No. 236)

1977

- Gary Ashby, 1B-San Diego Padres (22nd Round - No. 546)

1973

- Ruben Garcia, LHP-Kansas City Royals (16th Round - No. 369)

1972

- Doug Ault, 1B-Texas Rangers (Free Agent)

1971

- Pat McKean, LHP-Atlanta Braves (4th Round - No. 83)

1969

- Jerry Haggard, 2B-Cleveland Indians (27th Round - No. 637)

1962

- Chuck Harrison, 1B-Houston Colt .45's (Free Agent)

RED RAIDERS IN MAJOR LEAGUE BASEBALL

- Chuck Harrison (1965-67/1969/1971) - Houston, Kansas City
- Doug Ault (1976-78, 80) - Texas
- Mike Humphreys (1991-93) - New York Yankees
- Donald Harris (1991-93) - Texas
- Mark Brandenburg (1995-1998) - Texas, Boston
- Ryan Nye (1997-00) - Philadelphia
- Travis Smith (1998/2002/2004/2006) - Milwaukee, St. Louis, Atlanta
- Matt Miller (2001-02) - Detroit
- Keith Ginter (2000-2006) - Houston, Milwaukee, Oakland
- Stubby Clapp (2001) - St. Louis
- Brandon Kolb (2001) - Milwaukee
- Travis Driskill (2002-04) - Baltimore
- Josh Bard (2002-2011) - Cleveland, Boston, San Diego, Washington, Seattle
- Steve Watkins (2004-05) - San Diego
- Trey Lunsford (2002-03) - San Francisco
- Joe Dillon (2005, 2007, 2009) - Florida, Milwaukee, Tampa Bay
- Jeff Karstens (2006-2013) - New York Yankees, Pittsburgh
- Chris Sampson (2006-2010) - Houston
- Dallas Braden (2007-2011) - Oakland
- Dustin Richardson (2009-2010) - Boston
- Josh Tomlin (2010-Present) - Cleveland
- Zach Stewart (2011-14) - Toronto, Chicago White Sox, Boston
- A.J. Ramos (2012-Present) - Miami, NY Mets, FA
- Nathan Karns (2013-Present) - Washington, Tampa Bay, Seattle, KC, Baltimore
- Colt Hynes (2013-17) - San Diego
- Roger Kieschnick (2013-14) - San Francisco, Arizona, LA Angels
- Chad Bettis (2013-Present) - Colorado
- Daniel Coulombe (2014-Present) - LA Dodgers, Oakland, NY Yankees
- Kelby Tomlinson (2015-Present) - San Francisco

AJ RAMOS spent the 2015 as primary closer for the Miami Marlins. Ramos, a four-year letterwinner at Texas Tech from 2006-09, recorded 32 saves out of the bullpen while recording a 2.30 ERA in his 71 total appearances.



ALL-TIME LETTERWINNERS



--- A ---

Abbott, Pat	P	1966-68
Achilles, John	P	1981-82
Ackerman, Chaz	P	2000
Actkinson, Johnny	N/A	N/A
Adams, Butch	N/A	1959
Adams, Mike	INF	1990-91
Aguilera, Alejandro	INF	1985-86
Ahern, Tim	C	2006-07
Alavi, Mehdi	C	2009
Alexander, David	INF	1981
Alexander, Sean	OF	2002
Alexander, Wick	INF	1955-57
Alfred, Bart	OF	1987
Allbritton, Kenny	INF	1981-84
Allcorn, R.V.	C	1955
Alldredge, James	N/A	N/A
Allen, Dave	INF	1956-59
Allen, Jeff	P	1983-84
Allison, Cade	P	1998-99
Alsup, Jay	Util.	2001
Altobelli, Bo	C/INF	2010-12
Alvarez, Gera	SS	2001-02
Alvarez, Jose	3B-OF	1997
Anderson, C.	N/A	1966
Anderson, Dan	P	1983
Anderson, Donny	P-INF	1964-66
Anderson, Larry	C	1964-65
Aragon, Phillip	RHP	2001
Ardizzone, Pete	N/A	1990
Arnerich, Tony	C	2001
Arnold, Boo	OF	1987
Arredondo, Gilbert	OF	1988-89
Arthur, D'Nard	DH	1988-91
Ashby, Gary	1B	1974-77
Ashby, Taylor	OF	2007-10
Ault, Doug	1B	1971-72
Austry, Mark	1B	1998-00
Auten, Collin	RHP	2007
Avants, Carey	INF	2005
Ayers, Carter	INF	1997
Ayers, Ronnie	2B	1962-64
Avery, Louis	P	1973

--- B ---

Bafidis, Cory	LHP	2011
Baker, Ben	INF	2007
Baker, Dru	INF	2019-Pres
Barker, Richard	3B	1962-63
Ballard, Jerry	INF	1970-71
Barber, Lawrence	N/A	1958
Bard, Josh	C	1997-99
Barker, Richard	N/A	1963
Barlow, Joe Dee	3B	1962
Barnes, Barrett	1B/OF	2010-12
Barnes, Marty	P	1972-73
Barney, Cody	INF	1997
Barrera, Jon	LHP	2020-Pres
Barrett, Mike	N/A	N/A
Barrick, Gary	OF	1972-73
Barrios, Jake	3B	2013-14
Bartley, Dick	N/A	1964-67
Bartley, Richard	N/A	1970-71
Bass, Blake	1B	2012-13
Bates, Buzz	1B	1956-57
Bates, John Henry	INF	1954-57
Bauder, Nathan	RHP	2013
Baxter, Kevin	C	1981
Beck, Connor	OF	2017-18
Beck, Doug	INF	2003
Becker, Ausin	RHP	2020-Pres
Beeter, Clayton	RHP	2019-20
Beiras, Mike	P	1987-88
Bell, Brett	OF	2013
Belovsky, Josh	P	1995
Benham, Craig	OF	1993
Bennett, Marshall	OF	1996

Benson, Matt	P	1990
Berglund, Michael	C	2017
Bernstein, Matt	C	2016-17
Berry, Justin	INF	2009-10
Bertillion, David	C	2000
Bethard, Justin	RHP	2013-14
Bettis, Chad	RHP	2008-10
Bewley, Mike	OF	1974-77
Bickley, John	P	1971-74
Biggers, Samuel	N/A	N/A
Bingham, Walter	1B	1956-57
Black, Pat	P	1987-88
Black, Tom	N/A	1976-77
Blackburn, N/A	OF	1928
Blair, Cameron	INF	2004-05
Blankenship, Bill	P	1974
Blankenship, Nick	3B	2001-02
Blasingame, Kent	OF	1990-92
Bledsoe, Roger	2B	1996
Boatner, John	N/A	N/A
Boesinger, Brian	P	1989-90
Bolton, David	N/A	1977-79
Booker, Amory	N/A	1985
Books, Jason	SS	1993
Booth, Mark	C	1986
Bonnin, Bryce	RHP	2019-20
Boss, James	C	1972-74
Boteler, Don	N/A	N/A
Bottom, David	P	1978-79
Bourland, Dave	N/A	1958-59
Bowman, James	P	1996
Boyd, Bruce	1B	1958-60
Boydston, Jeff	OF	1988, 1990-92
Brady, Edward	N/A	N/A
Brady, Josh	INF	2004
Braden, Dallas	P	2004
Bradley, Ronnie	P	1956
Brandenburg, Mark	P	1991-92
Brandon, Ramey	P	1962-63
Brewer, Ryan	P	1995-96
Broadbent, Matt	INF/DH	2014
Brock, Steven	P	1971-74
Bromley, Mike	P	1961
Brooks, N/A	N/A	1974
Brooks, Don	P	1954
Brooks, Jason	SS	1993
Brothers, A.J.	N/A	1926-28
Brown, Dalton	RHP	2013-16
Brown, Jake	3B	2002
Brown, Logan	OF	2008-09
Broyles, Shane	RHP	2012
Bruce, Garrett	RHP	2016
Bruce, T.J.	INF	2003
Bruening, Brett	RHP	2010
Brustoski, Jakob	LHP	2020-Pres
Bryant, Clint	3B	1993-96
Bryant, Robert	P	1978-81
Buchenauer, Joel	2B	2002
Buck, Dusty	IF	2000-03
Buckley, Brandon	C-1B	1997-98
Burleson, Bryant	2B/3B	2012-15
Burnett, Arthur	N/A	1927-28
Burnett, Joe	RHP	2010
Burns, Brennan	INF	1998-01
Bustos, Saul	3B	1993-94
Buthorne, _____	N/A	1968-69
Butler, Shane	P	1993-94
Butler, Zach	P	2005-06
Buxton, Tanner	RHP	2016
Byrd, Harvey	N/A	N/A
Byrne, Shawn	OF	1988
Byrnes, Geoff	INF	2007

--- C ---

Caffee, Ronald	OF	1962
Callender, Joey	INF	2005-06
Callerman, David	P	1966-67
Candelari, Nick	RHP	2018

Cannon, Doug	C	1962-64
Caperton, Glenn	P	1981-84
Capka, Ted	P	1971
Capps, Brian	UTL	2005-06
Cappuccio, Michael	INF	2004-06
Carden, Ricky	N/A	N/A
Carnline, Billy	P	2005
Carpenter, Quinn	OF/P	2015
Carroll, David	P	1981-82
Carson, Tyler	OF	2001-02
Carter, Dillon	OF	2020-Pres
Carter, John	C	1989
Carver, Roy	OF	1971
Castle, Noah	N/A	1975
Castro, Abel	INF	1981
Castro, John	N/A	N/A
Cato, Paul	N/A	1958
Cervantes, Eddie	INF	1972-74
Chaidez, Lucio	P	1990-91
Champion, Don	1B	1966-68
Chapin, Craig	P	1984-86
Chase, Leo	P	1954-57
Chavez, Luis	P	1986-87
Chiprez, Chris	OF	1996
Christian, Taylor	RHP	2011
Christiansen, Robert	INF	1972-73
Christianson, Brian	INF	1986-87
Clapp, Stubby	2B	1996
Cleveland, Justin	P	2002
Cleveland, Todd	OF	1990
Cloud, Brian	P	2006-09
Coco, Matthew	UTL	2004
Coffee, Stan	N/A	1964-65
Cogdell, Kenny	N/A	1977-79
Cole, Daniel	P	1999-00
Coleman, David	C	1987
Colonel, Christian	INF	2003
Colvard, Bob	N/A	1965
Comeaux, Johnny	INF	1983
Conine, Brady	P	2005
Conley, Cal	SS	2020-Pres
Conley, Devon	OF	2013-14
Cooper, Eric	P	1998
Cooper, Justin	RHP	2010
Copple, Mike	P	1992-93
Cornejo, Jesse	LHP	1998
Correia, Mike	P	1984
Corwin, Aaron	RHP	2011-12
Coulombe, Daniel	LHP	2011-12
Counts, Gary	N/A	N/A
Covalt, Geoff	P	1992-93
Cox, Ralph	N/A	1967
Cowan, Bryan	OF	1974-77
Craft, Jerry	P	1959
Cranford, Austin	DH	2001-02
Crawford, Jim	OF	1954
Crown, Larry	OF	1973-74
Culver, Grant	OF	2000
Cummings, Lloyd	N/A	1975-76
Cunningham, Bryce	INF	1991
Cunningham, Eric	P	1999
Cunningham, Marco	OF	1999-00
Curry, Bill	N/A	1959
Cusak, Steve	OF	1972-73
Cushing, Jared	INF	2020
Cushman, Greg	OF	1991
Custred, Matt	RHP	2013-15

--- D ---

Dallas, Micah	RHP	2019-Pres
Daly, Ryan	INF	1991
Damron, Ty	LHP	2014-16
Darnell, James	P	1984-86
Darwin, Landon	OF	2015
Davidson, Jon	P	1974-75
Davidson, Tim	P	1996
Davis, Andrew	RHP	2017-18
Davis, Brad	OF	1996



ALL-TIME LETTERWINNERS

Davis, Brandon	P	1993
Davis, Bret	N/A	1982
Davis, Cagle	OF	1961-62-63
Davis, Guy	OF	1962
Davis, Jeff	OF	1985
Davis, Joe	N/A	1992
Davis, Jon	OF	1993-94
Davis, Malcolm	OF	1993
Davis, Michael	2B/3B	2015-18
Davis, Zach	OF	2013-16
Dawson, Andy	INF	1981-82
Deal, Randy	C	1989
Dean, Bill	OF	1958-61
Dean, Matt	N/A	1981
Decker, Darryl	P	1984
DeHaven, Coby	OF	1986-87
Deichert, Matt	INF	2001
Delagarza, Eddie	N/A	1986
Delgado, Jose	INF	2004
Deller, Bob	OF	1988-89
Demere, George	P/INF	1954-57
Dennis, Matt	P	1980-82
Dennis, Steve	P	1981-82
Devine, Andrew	RHP	2020-Pres
DeWitt, Chubby	2B	1927-28
Dickenson, William	N/A	N/A
Dillon, Joe	1B-OF	1996-97
Dinsmoore, David	P	2006
Dobbins, Hunter	RHP	2019-Pres
Dobyns, Tommy	SS	1984
Donelson, S. (Burgess)	N/A	1957-58
Doran, Bobby	RHP	2010
Douglas, Lorenzo	P	2008-09
Dreibelbis, Ryan	P	2004
Driskell, Travis	P	1991-93
Drown, Larry	OF	1972-73-74
Drozd, Jonny	LHP	2013-14
Drury, Scott	OF	1987
DuBuc, Matt	1B	1994-95
Dudley, John	1B	1964-66
Dudley, Morris	P	1963-65
Duewel, Todd	P	1987-88
Dugger, Robert	RHP	2016
Dundore, David	P	1983
Dunivant, Ronnie	OF	1973
Duperron, Mike	p	1999
Durazo, Willie	C	2002
Durham, James	P	1983-84
Durham, Miles	OF	1998-2000
DuRoss, Randy	OF	1992-95
Dusek, Dylan	LHP	2014-18
Dykes, Sonny	1B	1989-90

--- E ---

Easterling, Brannon	RHP	2012
Easterwood, Bill	P	1962-63
Eddy, Chris	P	1989
Edelmon, Wilburn	P	1926-29
Eden, Chandler	RHP	2016
Edler, Steve	OF	1978-80
Edwards, Madison	OF	2002-05
Edwards, Phil	N/A	1985
Edwing, Donald	OF	1983
Eiguren, Chaz	1B/DH	1999-00
Elizondo, Ryan	INF	1992
Enriquez, Frank	P	1983
Ercutiani, Darin	C-OF	1992-93
Ertel, Chad	RHP	2001-02
Erzinger, Scott	LHP	2010-11
Eureste, Matt	INF	2012
Evans, Drew	OF	2006-07
Evans, Joel	P	2004
Evans, Roger Mac	P	1960-62

--- F ---

Facendo, Doug	C/INF	2019
Farhat, Cody	OF	2016-18

Farr, Cade	LHP	2019
Farrar, Colt	RHP	2009-10
Findley, Glen	N/A	N/A
Flanigan, Charles	P	1958-60
Fleming, Kengray	OF	2009
Flora, Ben	LHP	2009-12
Floyd, Tyler	C	2014-15
Florence, A.J.	SS	2013
Floyd, Taylor	RHP	2019
Floyd, Tyler	C	2014-16
Ford, Kyle	SS	1989
Forkerway, Trey	INF	1992-93
Fornea, Russ	P	2008
Fossum, Brent	OF	2001-03
Fossum, Clancy	P	1999-01
Foster, Brandon	P	2009
Foster, Pat	3B	1974-77
Fouts, Cooper	C	2003-05
Fouts, Nathan	P	2002-03
Fowler, Mike	OF	1981
Fowler, Trae	C	1986-87
Fowler, Tyler	INF	2016
Fowler, Zach	LHP	2011
Fox, Brian	C	1996
Fox, Eldon	P	1965-66
Fox, Joe	P	1963-65
Free, Kelly	P	1994-95
Freeman, Caleb	RHP	2017-19
Freeman, Chet	N/A	1975
Fricks, Scott	C	1987
Frost, Eldon	N/A	1964-65
Frost, Eldon	C/OF	1975-77
Fruge, Dwight	P	1987-88
Frush, Jimmy	P	1994-97
Fry, Adam	P	2004-05
Fulford, Braxton	C	2018-Pres
Fuller, Cody	OF	2002-05
Funts, Bob	2B	1962

--- G ---

Gage, Travis	P	1991-93
Galanos, Chris	OF	1965-66
Garcia, Lanny	P	1977
Garcia, Orlando	SS/3B	2015-17
Garcia, Ruben	P	1970-73
Gardner, Tanner	3B/OF	2015-17
Garlett, Trey	RHP	2019
Garrido, Mike	P	1984
Garrison, Gehrig	OF	1956-59
Gary, Glen	1B	1962
Garza, David	2B/OF	1999-00
Gattis, Randy	P	2004-06
Geck, David	SS	1986-87
Gerstner, Corey	P	2002-04
Geurin, Robert	P	1970-71
Gibbins, Doug	INF	1961-63
Gibson, George	OF	1959-61
Gilbert, Richard	LHP	2018
Gilbert, N/A	N/A	1968
Gilpin, Duncan	P	N/A
Gingery, Steven	LHP	2016-18
Ginter, Keith	2B	1997-98
Glenn, Darrin	INF	1991
Godley, James	N/A	1969
Goff, Steve	N/A	N/A
Gonzalez, Andy	P	1995
Gonzalez, John Henry	RHP	2017-18
Gonzalez, Paul	RHP	2007-08
Gooch, Steve	P	2002-04
Goode, Carl	P	1962
Goode, Stan	N/A	1970
Gooding, Jason	P	1997
Goodwin, Dub	N/A	N/A
Goulding, Gil	P	1979-80

Graves, Grady	OF	1954-55
Gray, Dollie	N/A	1926
Gray, Willis	N/A	1928
Green, N/A	N/A	1968
Gregg, Brody	OF	1994
Gregg, J.	N/A	N/A
Gregory, N/A	N/A	1968
Griffin, "Rip"	SS	1954-55
Griffin, Mike	N/A	1972-74
Griffis, Justin	C	2001
Griffith, Dax	N/A	1972
Grim, Joseph	P	1983
Grimes, John	1B	1981-84
Grimmell, Norman	P	N/A
Grimmer, Steve	C	1973
Groener, David	INF	2006
Gross, Bob	1B/C	1983-85
Guerin, N/A	P	1971
Guerrero, Mike	P	1984
Guerry, Kyle	P	1988-90
Gustafson, Mike	INF	1986-89
Gutierrez, Cesar	P	1999-20
Gutierrez, Eric	1B	2013-16
Guzman, Moses	INF	1983
Gwinn, Carter	C	2007

--- H ---

Hagen, Stephen	1B	2010-12
Haggard, Jerry	2B	1966-69
Hairston, William	INF	2015
Haley, Tommy	C	1975-76
Hall, Chris	INF	2007-08
Hall, Ricki	P	1978-79
Ham, Doug	P	1970-71
Ham, Justin	INF	1999
Hamilton, Red	N/A	1927
Hamilton, Tyler	RHP	2020-Pres
Hammersley, Grant	P	1990-92
Hampton, Buddy	P	1967-68
Haney, Josh	INF	2003-04
Hannah, Kevin	P	1993-94
Hanslik, Nick	OF	2009, 2011-12
Harbin, Matt	LHP	2000-02
Hargrove, Carleton	P	2005-06
Hargrove, Hunter	OF	2015-17
Harlan, Guy	N/A	1927
Harp, Jeffrey	2B	1979-82
Harpenau, Ty	RHP	2016-18
Harris, Bob	C	1976-77
Harris, Clark	INF	2000-02
Harris, Donald	OF	1988-89
Harrison, Charles	INF	1961-62
Harriss, Robin	C	1993-94
Hart, Joey	C/1B	1999
Harycki, Jim	P	1984
Hast, Wayne	N/A	N/A
Hatfield, Derek	P	1981-83
Haveman, Dane	LHP	2018
Hawkins, Paul	P	1956-57
Hayburst, Bob	N/A	1927
Hayes, Roberts	P	1965-66
Hays, Shanon	INF	1989-90
Hazzard, David	P	1975-76
Head, Glenn	N/A	N/A
Head, Louis	RHP	2009-10
Hejl, Don	C	1978-81
Helms, Mark	DH	1988-89
Henderson, Monroe	INF	1955-57
Hendrick, Carlos	OF	1962
Hendrix, Brandon	RHP	2020-Pres
Hernandez, Thomas	3B	1986-88
Herrington, Heath	OF/RHP	2014
Hill, Clay	OF	1992
Hill, Rob	N/A	1958
Hill, Volney	N/A	1926-27

ALL-TIME LETTERWINNERS



Hilliard, Darwin	1B	1961-62
Hodges, Gerald	N/A	1959
Hodges, Kerry	OF	2001
Hodson, King	P	1988-91
Hoffpauir, Barry	SS	1971-72
Hollock, Clay	P	1983-86
Holly, Ronny	P	1964-66
Holt, Gabe	INF/OF	2018-19
Holub, Hayden	RHP	2011
Holmstead, Dax	OF	1994-95
Holzhauser, Scott	SS/2B	1999-00
Hooper, Jimmy	P	1997
Horn, Michael	N/A	N/A
Horton, Dean	OF	1961
Horton, Jimmy	OF	1973-74
Hough, Bonham	OF	2010
House, Doug	P	1976-77
Howard, Butch	P	1961
Howard, Elton	C	1959-60
Howard, Hayden	LHP	2016
Howell, Red	N/A	1926-29
Howey, Todd	OF	1983-85
Hrleith, Ernie	3B	1976
Huddleston, Brent	C-OF	1997
Hudson, Joseph	P	2000
Huerta, Noah	LHP	2019
Huggins, Norman	OF	1955-58
Hughes, Gary	P	1968
Humphreys, Alec	INF	2013-14
Humphreys, Mike	OF	1985-88
Hunt, Jerry Cullen	C	1956-58
Hunter, Kim	P	1975-76
Hurt, Steve	OF-P	1968-70
Huth, Jason	INF	1997-99
Hynes, Colt	P	2006-07

--- I ---

Ibarguen, Steve	P	1979-80
Inzer, Tommy	INF	1980
Irvin, Ray	P	1983
Iverson, Sean	INF	2004

--- J ---

Jackson, John	N/A	N/A
Janca, Sam	RHP	2007-08
Johnson, Bubba	P	1990
Johnson, Bubba	P	1993
Johnson, Charles	P	1978-81
Johnson, Chuck	P	1954
Johnson, James	P	1959
Johnson, Jay	LHP	2010
Johnson, Jeff	P	1993
Johnson, Jimmy	INF	1981
Johnson, Woodrow	P	1960
Johnston, Mark	P	1977-79
Johnston, Morgan	INF	1982-83
Johnston, Paul	OF	1974-77
Jones, Aaron	P	2003
Jones, Bill	P	1954-55
Jones, Jacob	C	2004
Jones, Jimmy	INF	1980
Jones, Josh	P	2000
Jones, Mitchell	OF	1983-84
Jordan, Danny	N/A	1990
Jordan, Kevin	3B	1998
Jordan, Joe	INF	1971
Jordan, Scooter	OF	2002-03
Joyner, Steve	INF	1973
Juarez, Joe	C	1999
Juett, Dana	N/A	N/A
Jung, Jace	3B	2020-Pres
Jung, Josh	3B	2017-19
Junior, Rick	INF	1983

--- K ---

Kahrenjold, Kyle	P	1982
Karns, Nathan	P	2008-09

Karstens, Jeff	P	2003
Kastelic, Matt	OF	1995-96
Kaufman, Ray	N/A	1929
Kaufman, Wes	OF	1928
Keesee, Ryan	LHP	2019-Pres
Keith, Bo	C	1967
Keller, John	OF	1976-79
Kelly, Parker	INF	2018-Pres
Kemp, Zane	P	1996
Kennedy, Patrick	N/A	N/A
Kenworthy, Joey	INF	2007-10
Kestner, Jason	P	1990-91
Kieschnick, Roger	OF	2006-08
Kilcrease, Robert	P	2008-09, 2011
Kilford, George	INF	1992-93
Kilian, Caleb	RHP	2017-19
Kilmer, Rod	INF	1971-74
Kimbley, Gary	N/A	N/A
King, Mitch	OF	1993-96
Kinney, Mike	OF	1990-93
Kirk, Kevin	P	1988-91
Kirsch, Adam	OF/DH	2014
Kitchen, Eric	INF	2002
Klein, Brian	INF	2017-20
Kleinsorge, Eric	P	1988-89
Knight, Larry	P	1971-72
Knostman, John	OF	1959
Kobza, Greg	1B	1989
Koelzer, Clay	C	2017-18
Kohler, Bobby	OF	1979-82
Kolander, Jerry	OF	1966-67
Kolb, Brandon	P	1995
Kolbicka, Todd	OF	1991-92
Kreder, Monk	C	2008
Kroeger, L.	N/A	1965
Kruger, Jeff	P	1985-86
Krystynik, Kurt	INF	1997
Kuehle, Robert	N/A	1967-68

--- L ---

Lair, Matt	P	2002
Lamar, Rusty	P	1983
Lancaster, Jackson	LHP	2015
Lance, Billy	OF	1985-87
Landreth, Jason	OF	1997-98
Landry, Chad	1B/OF	2000-01
Landry, Greg	C	1981-84
Langen, Shane	OF	1997
Lanning, Erikson	LHP	2016-2019
Large, Cory	P	2006-09
Larkin, Shaun	INF	2000
Larsen, Mike	RHP	2001
Lasiter, N/A	N/A	1926
Laughlin, Russell	INF	1978-82
Law, Dan	N/A	1956-57
Law, Dee	UTI	1980-82
Lawford, Adam	P	2005
Lawrence, Kevin	N/A	N/A
Leach, Michael	N/A	1968
Lee, Johnny	P	1972-75
Leimgruber, Scott	C	1976-79
Leist, Stephen	P/Ut.	2001-02
LeJeune, Scott	DH/OF/1B	2009-10, 2012-13
Lemen, Blake	OF	2007
Leonard, Neal	C/OF	1992-95
LePori, Mark	P	1975-76
Leshinski, Robert	N/A	N/A
Leslie, Logan	OF/INF	2008-09
Leverton, James	OF/INF	2006-08
Lewis, Fielding	P	2005
Lewis, Marcus	OF	2004
Lewis, Robert	INF	1971-73
Limas, Lloyd	P	1956
Lindsay, Grant	P	1989-92
Lindstrom, David	C	1994-96
Lindstrom, Jay	C	1984
Little, Grant	INF/OF	2017-18

Little, Randy	OF	1972-74
Llanas, Joseph	P	2003
Lloyd, Joseph	P	1956
Long, Ben	P	1999-00
Long, Gary	1B	1966
Long, Ryan	3B/SS/DH	2014-17
Lopez, Jordan	OF	2011-12
Loter, Pat	C	1975-76
Lowery, Kevin	INF	1985-88
Luig, Edward	N/A	N/A
Lundsford, Trey	C	1999-00
Lundy, Michael	N/A	N/A
Lyons, Anthony	OF	2014-17

--- M ---

Macatee, John	P	1990-93
MacAtee, Tom	OF	1992-93
MacAyers, Ronnie	N/A	1963-64
MacLeay, John	C	1983
Macnoll, Mason	OF	2009
Maenias, Rusty	P	1981
Magill, Mike	C	1990-91
Mahaffrey, Scott	N/A	N/A
Mahomes II, Patrick	RHP/OF	2015
Maldonado, Phillip	3B	1986
Mapp, Eric	OF	1992
Marlow, John	P	1987
Marshall, Allen	SS	1999
Marshall, Brett	P	1984-88
Marshall, Nick	C	2015
Marshall, Raymond	OF	1926-29
Martin, Billy	INF	1986
Martin, Charles	OF	1956
Martin, Davis	RHP	2016-18
Martin, Kyle	INF	2006-07
Martin, Matt	SS	1988-90
Martin, Max	C	1968-70
Martindale, Bobby	N/A	1971-72
Martines, Scooter	1B	1998
Martinez, Sergio	OF-1B	1995-96
Marusak, Max	OF	2019-Pres
Masek, Trey	RHP	2011-13
Mask, Michael	OF	2004
Mason, Wayne	C	1956
Masters, Cody	OF	2018-Pres
Matticks, Don	N/A	1957
Mattson, Ronnie	INF	1973-76
Mauldin, James	P	1989
May, Greg	INF	1984
Mayo, Jeremy	C/RHP	2008-10
McCain, Marcus	1B	1995
McCoy, Joe	P	2005-06
McCreary, Mike	P	1995
McCrummen, Jerad	RHP	2011-13
McCutcheon, Billy	N/A	N/A
McDonald, Jake	RHP	2017-18
McDowell, Mark	P	1980-83
McElroy, Tanner	P	2002-05
McElroy, Travis	OF	2002-03
McFarlin, Kip	P	1992-93
McGee, W.L.	P	1954
McGill, Clint	INF	2003
McGill, Mike	C	1990-91
McGintley, Blake	P	2000-01
McGowan, Michael	P	2004-05
McGruder, Jamodrick	2B	2010-12
McIntyre, John	SS	1966-69
McKean, Pat	P	1968-69-70
McKee, Don	OF	1968-69
McKenzie, Wes	OF	1982-84
McLamore, Eric	INF	2000
McLaughlin, Eric	P	1992-94
McMillan, Tommy	INF	1973-76
McMillon, John	RHP/OF	2017-20
McNicol, Douglas	N/A	N/A
McRight, Terry	P	1955
McSpadden, Tom	N/A	N/A
Meador, Kent	INF	1986-87



ALL-TIME LETTERWINNERS

Mendazona, Joe	C-OF	1988-91
Messemer, James J.	N/A	N/A
Metzler, Cory	P	2000-01
Meurin, Billy	P	1980
Meyer, Andy	OF	1954
Meyer, Reid	LHP	2013
Meyers, Casey	INF	1983
Michna, Mark	OF	1983-84
Mielnicki, Alec	OF	2010
Miller, Chris	P	1992
Miller, Jackie	INF	1954, 1958-59
Miller, James	P	1979-80
Miller, Jim	OF	1966
Miller, Logan	C	1995
Miller, Matt	P	1994-96
Milton, John	P	2004
Minzey, Mason	C	2019
Mize, Jon	INF	1991-92
Monreal, Kellen	OF/P	2009
Montgomery, Jim	SS	1968-69
Montgomery, Mason	LHP	2019-Pres
Morgan, Miles	P	2006-09
Morin, Van	P	1976
Morris, Steve	INF	1971
Moore, Brennan	OF	2012-13
Moore, Chris Lynn	OF	1989-90
Moore, John	OF	1981
Moore, Patrick	OF	1980-83
Moore, J.T. "Red"	P	1929
Moore, Tim	P-OF	1983-86
Moreno, Dominic	RHP	2013-15
Morris, Steven	N/A	1971-72
Moseley, Ryan	RHP	2014-16
Mounts, Del Ray	P	1960
Moyer, Gary	P	1978-82
Murray, Ben	OF	1994
Murrell, Easton	INF	2019, 2021-Pres
Murrell, Jim	OF	1963, 1966-67
Muschalek, Mike	P	1969-70
Mushinski, Parker	LHP	2015-17
Muth, Donald	C	2007

--- N ---

Nadeau, Richard	OF	1997
Nash, Don	C	1965
Neely, John	RHP	2010-12
Nelson, Peter	INF	1998
Neslony, Tyler	OF	2013-16
Nethery, Scott	2B	1980-82
Neuse, Dylan	OF	2019-Pres
Newman, Eric	P	1994
Newman, J.J.	P	2000-02
Newton, Randy	OF	1978-79
Nichols, George	P	1962-63
Nicholson, Jonathan	RHP	2016
Nicklaus, Winfield	INF	1926-27
Nies, Peter	1B	1985-86
Nikkel, Kim	OF	1975
Nix, Craig	2B	1976-77
Nocker, Patrick	INF	1984
Nonies, Michael	C	1992
Noonan, Craig	3B	1977-80
Norris, Cecil	OF	1970-73
Nye, Ryan	P	1994

--- O ---

Ochoa, Trey	INF	2016
Odom, Aaron	LHP	2006-07
O'Keefe, David	3B/1B	1999-00
Oliveros, Jesse	SS	1997
Ortmeier, Chris	RHP	2007
O'Tremba, Tanner	OF	2019-20
Owens, John	INF	1968-71

--- P ---

Paiz, David	RHP/OF	2011-12
Palmer, Rod	N/A	N/A

Paradoski, Matt	P	2006
Paradoski, Trevor	INF	2017
Parker, Earl	INF	1958
Parsons, Donny	INF	1968
Parten, Jamen	RHP	2011-12
Patrick, Spencer	OF-1B	1997
Patterson, Jacob	LHP	2015-17
Peck, Jeff	P	1994-97
Perez, Louis	OF	1974
Perry, James	OF	1962-63
Perry, Richard	3B	1963-65
Peters, Lance	P	1983-84
Peterson, Carl	1B	1926-29
Peterson, Casey	INF	1984
Petrie, Brandon	RHP	2010
Petrie, Trent	INF	1992
Pettus, Nick	RHP	2014
Petty, Joe	N/A	1982
Phifer, Gary	INF	1983-84
Phillips, Chris	RHP	2001
Pierce, Brian	OF	1989
Pierce, Jack	P	1969-72
Plefka, Jon	P	2006
Puiler, Barrett	P	2004
Plum, Ned	OF	1981
Plumlee, Brandon	OF	1999
Pogue, Mark	OF	1955
Polizzi, Tony	SS	1994
Pool, Chris	INF	1991
Popescu, Nick	3B/2B/LF	2010-11
Poteete, Jarrard	C/DH	2013
Potter, Dave	3B	1956-58
Potter, Luke	2B	1994
Potts, Keith	P	1981-82
Powell, Houston	P	1955, 1957-59
Pressley, Don	P	1954
Price, Duane	OF	1996-98
Prichard, Tom	3B	1959-60
Prince, Randy	P	1971-74
Proudfoot, Tim	SS	2012-15
Puckett, Mark	P	1984
Pumphrey, Gary	INF	1972

--- Q ---

Queen, Connor	RHP	2018-Pres
Quezada, Jose	RHP	2017-18
Quick, Austin	P	2008-09

--- R ---

Ragan, Stacy	INF	1986-87
Rainey, Jason	OF	2000-01
Raley, Cory	OF	2015-16
Ralston, Brad	P	1996-99
Ramos, A.J.	P	2006-09
Ramos, Rex	INF	1983
Ramsey, Riley	RHP	2020-Pres
Randolph, Mason	C	2011-14
Rankin, Walter	1B	1961-63
Ray, Frank	P	1962-64
Reaves, Joe	2B	1959-60
Reddell, Steve	P	1984
Redman, Dale	INF	1981-84
Redman, Hunter	C	2014
Redman, Reid	3B	2011-12
Reed, Chris	P	1993
Reed, Michael	OF	2009-10
Reed, Steve	OF	1964
Reeves, Frank	P	1954
Renfro, Maurice	OF	1988
Renner, Blake	P	2004
Reves, Tyler	DH/C	2006
Reynolds, Chad	P	1996, 2000
Rheams, Zach	INF	2017-18
Richardson, Dustin	P	2005-06
Richardson, Steve	OF	1997-99
Richburg, Chris	OF	2005, 2007-09
Richoux, Elliot	C/DH	2013

Riddle, Ryan	INF	2003
Riechman, Eli	LHP	2020-Pres
Rigney, F.N. Jr.	P	1927-29
Riley, Jim	N/A	N/A
Rindels, Tanner	OF	2008
Rinehart, Jake	OF	1997
Ritchie, Todd	OF	2013-14
Roberson, Brandon	P	1999-01
Roberts, Drew	INF	2005
Roberts, Rod	P	1972
Roberts, Teddy	INF	1965
Robertson, Edwin	P	1957-59
Roddy, Clint	INF	1994
Rodriguez, David	P	1984
Rodriguez, Junior	SS	1998
Rombach, Nate	C	2020-Pres
Roper, Brian	C	1986-89
Roper, Stephen	OF	1980-82
Ross, Johnny	C	1983-84
Rowe, Steve	P	1999-02
Rucker, Kevin	C	1979-82
Ruecker, Dion	SS	1995-96
Rueda, Willie	INF	2006-09
Ruiz, Ryan	OF	1998-99
Rumfield, T.J.	1B	2020
Runkel, David	P	1975
Russell, Carl	N/A	N/A
Rutherford, Gary	P	1977

--- S ---

Sadberry, Chris	LHP	2014
Salazar, Gabe	P	1991
Sampson, Chris	INF	1999
Sams, Ted	1B	1928
Sanchez, Kholeton	C	2016-17
Sandoval, Derek	C	1983-86
Savage, Lawrence	3B	1960
Schenk, Len	INF	1969-70
Schessler, Gary	N/A	1962
Schiermeyer, James	N/A	1958
Schnabel, Matt	OF	1994
Schnetttgoecke, John	C	2008
Schultz, Jeff	3B	1992-93
Schurr, Trey	RHP	2007
Schusler, Norman	OF	1965-67
Scofield, Josh	LHP	2007
Scott, Barry	P	1961
Scott, Paul	INF	1984
Seefeld, Jason	INF	2006-08
Seeger, J.D.	P	2002
Segrist, Gene	OF-P	1980-83
Segrist, Khrist	P	1986-87
Selby, Larry	OF	1977-79
Sellers, Cory	P	2000
Shaffer, Jeff	P	1991-92
Shahak, Evan	DH	2003
Sharpe, Sean	C	1992
Shaw, Brandon	P	2002
Shaw, Dick	INF	1969-70
Shelby, Larry	OF	1978-80
Shelhorn, Rusty	LHP	2012
Shetter, Ryan	RHP	2016-18
Shiple, Kurt	P	1987-90
Shirley, Eric	RHP	1982-83
Shook, Wes	OF	1991-92
Shuffield, Chris	SS	1997
Shull, Michael	P	1983-84
Shultz, Jeff	3B	1992-93
Shutt, Bill	P	1986-87
Simms, Gary	OF	1974-77
Simon, Joel	LHP	2001
Simon, Richard	RHP	2001
Simon, Rod	P	1984
Simonich, KC	OF	2018
Simpson, Bodie	OF/P	1999
Simpson, Marcus	P	2004
Sisk, Bill	N/A	1958
Skinner, Richard	OF	1955

ALL-TIME LETTERWINNERS



Slack, Jon	OF	2002
Smart, Patrick	INF	2005-06
Smith, Bryon	INF	2002
Smith, Cameron	LHP	2014-15
Smith, Charles	P	1988
Smith, Fulton	P	1954-56
Smith, Joe	OF-P	1997-98
Smith, Keller	N/A	1965
Smith, Matt	C	1992-93
Smith, Matt	C	2005-07
Smith, Stephen	OF	2014-16
Smith, Travis	P	1994-95
Snead, Chris		Honorary
Sokolovic, Ben	C	1996
Sosnowy, John	1B	1962
Soto, Adrian	P	2002
Southerland, Hunter	C	2015
Spain, Don	OF	1970-72
Spalding, Steve	INF	1983
Sparrow, Roger	P	1974
Spence, Jerry	INF	1955-56
Spencer, Dan	C	1985-87
Spooner, Vic	OF	1954
Stanford, Jimmy Joe	INF	1955-56
Stanton, James	N/A	N/A
Steffey, David	INF	2004-05
Stegent, Chris	INF	1989
Steph, Rodney	P	1988-91
Stephenson, Phil	N/A	1967-68
Stern, Jordan	RHP	2008-10
Stewart, Blake	RHP	2012
Stewart, Brennan	RHP	2009-12
Stewart, Trey	INF	2005-06
Stewart, Zach	P	1996-99
Stewart, Zach	P	2008
Stiles, Marvin Edward	OF	1966-67
Stilwell, Cole	C/DH	2019-Pres
Stone, Dennis	N/A	N/A
Stonerock, Ryan	P	1999
Stramp, Wade	INF	2013
Strathman, Ralph	C	1983
Sublette, Ryan	RHP	2018-Pres
Sullivan, Jim	OF	1983
Summers, Darrell	OF	1957
Summers, Hal	OF	1956
Swindle, Nathan	P	1983-86

--- T ---

Tadlock, Tim	INF	1990-91
Tarter, David	P	1963-65
Taylor, Adrian	SS	1997
Taylor, Corey	RHP	2013-15
Taylor, Ross	1B	1926-29
Thennis, Doug	INF/OF	2007-08
Therneau, David	RHP	1997
Thomas, Brent	OF	2005
Thomas, Steven	P	2003-04
Thompson, Sean	RHP	2014-16
Thorne, Larry	OF	1963-65
Thorley, David	N/A	1970
Tidwell, Larry	N/A	N/A
Tijerina, Tony	C	1990-91
Tims, Aaron	P	2000
Tole, John	1B	1993
Tombs, Billy	N/A	1958
Tomlin, Josh	P	2006
Tomlinson, Kelby	SS	2011
Toro, Brandon	OF	1997
Totman, Jason	2B	1994-95
Totten, Garrett	INF	2009-10
Tovar, Michael	INF	1981
Tracey, Kevin	P	1999-2000
Treadway, Damon	INF	1990
Tripp, Johnathon	RHP	2013-15
Tuley, David	INF	1998
Turner, Jeff	OF	1981-84

--- U ---

Ulrich, Kirk	P	1995-97
Upchurch, Alan	N/A	N/A

--- V ---

Valles, Jake	C	2002
Van Stavern, Monte	P	1968-70
Vanlandingham, L	INF	1988
Varney, J.J.	P	1992-93
Vasquez, Gilbert	P	1970-71
Vestal, Johnny	P/DH	1976-79
Vogele, David	C	1971-72
von Schamann, Duke	RHP	2011-12

--- W ---

Waite, John	OF	1985-86
Walker, Randy	OF	1968-71
Walker, Robert	N/A	N/A
Wall, Clint	P	1974
Wallace, Brooks	SS	1977-80
Waller, Roy	OF	1926-29
Ward, Mark	INF	1990
Ward, Monty	P	1996-98
Warren, Cameron	INF/OF	2017-19
Warren, Ken	OF	1959-60
Washington, Gary	P	1968-70
Watkins, N/A	N/A	1928
Watkins, Steve	P	1998
Watts, Lee	OF	1965-68
Weaver, Ric	INF	1972-74
Webb, Gene	C	1955
Webb, Glen	P	1954-55
Weber, Jon	OF	1999
Weber, Robert	P	1966
Webster, Jimmy	C	1990
Weed, Ray	OF	1955
Welch, Brandon	OF	1994-95
Wertz, Sean	1B	1993
Whattenburger, Jim	INF	1981-82
Wheeler, Andre	LHP/OF	2011-13
Whipley, Hurt	P	1987
White, Bob	1B	1962-63
Whitehead, Kevin	C	2009-12
Whitfield, Lonnie	N/A	1968
Whittle, Jason	P	1994
Whitton, Steve	P	1977-78
Wickham, Jimmy	OF	1962
Wiebe, Bob	2B	1972-75
Wieczorek, Mike	P	1989
Wiley, Jerry	N/A	1963
Wilkes, John	C	1972-74
Wilkins, Blair	OF	2006
Wilkins, George	N/A	1926
Willems, Zayne	C	2018
Willett, Dennis		1961
Williams, Billy	C	1961
Williams, Braden	C	2016
Williams, Chris	OF	2005-06
Williams, Foy Dee	SS	1963-65
Williams, J.	N/A	N/A
Williams, Kippy	P	1963-64
Williams, Marshall	1B	2011
Williams, Mike	P	1974
Williams, Shaud	INF	2001
Willis, Bo	C	2020
Willis, Terry	P	1980
Wilson, Billy G.	C-OF	1962-63
Wilson, Elmer	P	1954-55
Wilson, Josh	INF	2005
Wilson, Kurt	RHP/INF	2018-Pres
Wilson, Mike	P	1992
Winder, Greg	INF	1984
Winters, Bruce	INF	1982
Withrow, Matt	RHP	2013-15
Wolf, Alan	P	1992
Wolfe, Scott	P	1981

Womble, Larry	P	1978
Wood, Keith	P	1983-84
Woodcock, Lance	SS	1999
Woods, Mike	P	1962
Wooten, Mike	INF	1981-82
Wright, N/A	N/A	1927
Wright, Charles	P	1955-56
Wright, Frank	2B	1954
Wright, Shane	P	1997-99
Wyatt, Brian	P	2005

--- Y ---

York, Larry	P	1968-70
Young, Travis	UTL	2005-07

--- Z ---

Zachry, Casey	P	2005
Zachry, Jim	3B	1980-83
Zelinski, Corey	P	1992
Zumwalt, Jay	OF	1981
Zwaicher, John	N/A	N/A



2021 RECORD BOOK

ALL-TIME RESULTS





HOME GAMES

1926	7-1-1
1927	4-7-1
1928	5-4
1929	0-2
1954	1-3-1
1955	3-7
1956	5-3
1957	6-1
1958	3-4
1959	4-2
1960	6-1
1961	8-2
1962	11-4
1963	8-3
1964	4-5
1965	4-15
1966	7-5
1967	11-6
1968	4-8
1969	7-5
1970	7-6-1
1971	16-1
1972	13-4
1973	6-6
1974	9-11
1975	12-13
1976	12-6
1977	15-7
1978	13-11
1979	7-7
1980	14-10
1981	16-8
1982	11-3
1983	15-13
1984	21-7
1985	11-17
1986	19-13
1987	12-15
1988	26-11
1989	25-10
1990	24-12
1991	30-8
1992	24-10
1993	33-2
1994	25-6
1995	29-3
1996	32-6
1997	29-7
1998	28-5
1999	28-5
2000	25-7
2001	25-7
2002	28-5
2003	25-11
2004	26-10
2005	23-9
2006	22-8-1
2007	19-12
2008	15-11
2009	15-7
2010	20-11
2011	21-12
2012	22-11
2013	19-10
2014	33-4
2015	20-10
2016	25-9
2017	23-6
2018	27-6
2019	30-7
2020	11-0
Overall	1,144-504-5 (.692)

MILESTONE VICTORIES

Win	Opponent	Score	Date
1	Daniel Baker	14-11	1926
100	Abilene Christian	4-3	4/26/69
200	Baylor	5-1	3/11/78
300	Wichita State	4-3	3/9/85
400	St. Edward's	14-2	3/13/90
500	Howard Payne	5-0	2/18/94
600	Iowa State	7-0	3/15/97
700	Cal-State Northridge	9-2	2/11/01
800	New Mexico	18-6	2/8/05
900	Dallas Baptist	8-5	3/2/10
1,000	Prairie View A&M	13-0 (7)	4/19/14
1,100	Louisville	10-4	6/2/18

ROAD GAMES

1926	4-1
1927	0-2
1928	3-2
1929	2-9
1954	0-4
1955	0-10
1956	3-4
1957	1-3
1958	3-5
1959	3-4
1960	2-6
1961	5-3
1962	4-7
1963	4-7
1964	5-11
1965	3-1
1966	3-8
1967	3-10
1968	5-12
1969	6-8
1970	5-10
1971	6-13
1972	10-15
1973	6-10
1974	2-10
1975	10-9
1976	20-15
1977	7-16
1978	10-14
1979	9-16
1980	13-11-1
1981	8-10
1982	10-19
1983	3-10
1984	12-15
1985	6-15
1986	13-12
1987	9-13
1988	7-14-1
1989	7-12
1990	5-17
1991	8-9
1992	5-15
1993	6-10
1994	6-8
1995	15-8
1996	10-7
1997	14-6
1998	10-9
1999	12-10
2000	8-13
2001	11-7-1
2002	9-9
2003	5-14
2004	8-8
2005	6-13
2006	5-12
2007	4-13
2008	4-15
2009	7-19
2010	7-12
2011	10-11
2012	6-13
2013	6-16
2014	9-10
2015	9-12
2016	16-6
2017	15-6
2018	14-10
2019	10-7
2020	2-0
Overall	494-701-3 (.412)

MILESTONE VICTORIES

Win	Opponent	Score	Date
1	West Texas A&M	18-9	1926
100	Hardin Simmons	13-4	2/20/76
200	Lubbock Christian	9-6	3/8/86
300	Oklahoma	6-1	4/27/97
400	Dallas Baptist	7-6	3/22/11

NEUTRAL SITE GAMES

1926	0-0
1927	0-0
1928	0-0
1929	0-0
1954	0-0
1955	0-0
1956	0-0
1957	0-0
1958	0-0
1959	0-0
1960	0-0
1961	0-0
1962	0-0
1963	0-0
1964	0-0
1965	0-0
1966	0-0
1967	0-0
1968	0-0
1969	0-0
1970	0-0
1971	4-0
1972	0-0
1973	0-0
1974	0-0
1975	0-1
1976	0-0
1977	3-1
1978	0-0
1979	0-0
1980	1-2
1981	2-3
1982	0-0
1983	0-0
1984	0-0
1985	1-1
1986	2-0
1987	0-0
1988	1-0
1989	0-0
1990	2-0
1991	4-1
1992	0-0
1993	4-3
1994	9-3
1995	7-3
1996	7-2
1997	3-1
1998	6-6
1999	2-2
2000	3-6
2001	7-6
2002	5-6
2003	0-0
2004	6-3
2005	5-3
2006	4-6
2007	5-2
2008	6-4
2009	3-6
2010	1-6
2011	2-2
2012	1-2
2013	1-4
2014	3-7
2015	2-2
2016	6-5
2017	7-5
2018	4-4
2019	6-6
2020	3-3
Overall	138-117 (.541)

MILESTONE VICTORIES

Win	Opponent	Score	Date
1	vs. UTEP (Odessa, Texas)	4-0	3/12/71
100	vs. Gonzaga (Palm Springs, Calif.)	7-1	3/7/09

1926 (11-2-1)

H: (7-1-1) A: (4-1) N: (0-0)

Head Coach: E.Y. Freeland

N/A	at West Texas A&M	W	18-9
N/A	at West Texas A&M	L	9-14
N/A	DANIEL BAKER	T	3-3 (11)
N/A	DANIEL BAKER	W	14-11
N/A	MCMURRY	W	4-2
N/A	MCMURRY	W	5-3
4/19	at McMurry	W	(No-Hitter) 3-0
N/A	at McMurry	W	9-4
N/A	CLARENDON	L	4-10
N/A	CLARENDON	W	23-12
N/A	WEST TEXAS	W	13-7
N/A	CLARENDON	W	9-0
N/A	at Abilene Christian	W	5-3
N/A	AMERICAN LEGION	W	13-3

PLAYERS: Pitchers - Ray Waller, Picton, Vernon Abbott, Houston Wright. Catchers - Elly "Ike" Curtiss, Amarillo. Infielders - Guy Hayden, Amarillo, F.N. Rigney, Lubbock, Winfield Nicklaus, Amarillo, J.B. "Red" Hamilton, McKinney, Volney Hill, Milford, Wilburn Edelman, Plainview. Outfielders - Cecil Hardwick, Eufonia, W.E. Blackburn, Shamrock, Winfield Watkins, Ralls, Raymond Marshall, Lubbock.

1927 (4-9-1)

H: (4-7-1) A: (0-2) N: (0-0)

Head Coach: E.Y. Freeland

4/6	NEW MEXICO MILITARY	W	7-3
4/7	NEW MEXICO MILITARY	T	10-10
4/11	WEST TEXAS A&M	W	7-2
4/11	WEST TEXAS A&M	L	8-10
4/18	at Hardin-Simmons	L	4-5
4/19	at Hardin-Simmons	L	1-2
4/20	MCMURRY	L	5-7
5/2	ABILENE CHRISTIAN	L	12-13
5/3	ABILENE CHRISTIAN	W	7-3
5/10	DANIEL BAKER	L	1-13
5/11	DANIEL BAKER	L	6-8
5/12	DANIEL BAKER	L	1-6
5/18	WEST TEXAS A&M	L	3-4
5/19	WEST TEXAS A&M	W	9-6

PLAYERS: Pitchers - Ray "Iron Man" Hamilton, Wilburn Eddleman. Catchers - J.B. "Red" Hamilton, Arthur Burnett. Infielders - Winfield Nicklaus, F.N. Rigney, Carl Peterson, Winfield Watkins, Ted Sams, Rainwater, Wilburn Edelman. Outfielders - Raymond Kaufman, Howard DeWitt, Raymond Marshall, J.W. Westerfeldt, Willis Blackburn.

1928 (8-6)

H: (5-4) A: (3-2) N: (0-0)

Head Coach: R.G. Higginbotham

N/A	AMARILLO WESTERN	L	4-14
N/A	at Amarillo	L	2-19
N/A	SHALLOWATER	W	13-2
N/A	SHALLOWATER	W	28-2
N/A	BAYLOR	L	1-15
N/A	BAYLOR	W	8-3
N/A	SOUTHWESTERN	L	2-9
N/A	SOUTHWESTERN	W	9-6
N/A	at Monroe	W	15-8
N/A	WEST TEXAS A&M	L	4-13
N/A	WEST TEXAS A&M	W	4-1
N/A	at McMurry	W	5-4
N/A	at McMurry	L	20-25
N/A	at McMurry	W	7-4

PLAYERS: Pitchers - Satch Hill, Willis Gray, A.J. "Red" Hill. Catchers - Arthur Burnett, Winfield Nicklaus. Infielders - F.N. Rigney, Voley Hill, Roy Taylor, J.H. Lassiter, Carl Peterson, Wilburn Edelman. Outfielders - Raymond Marshall, J.D. Waller, Howard DeWitt, Orville "Buddy" Brothers.

1929 (2-11)

H: (0-2) A: (2-9) N: (0-0)

Head Coach: R.G. Higginbotham

N/A	at Big Spring	W	1-5
N/A	at Big Spring	L	3-7
4/16	at Daniel Baker	W	7-4
4/17	at Daniel Baker	W	6-0
4/18	at Daniel Baker	L	11-21
4/26	BIG SPRING	L	4-9
4/27	BIG SPRING	L	4-16
5/6	at Texas A&M	L	5-9
5/7	at Texas A&M	L	7-9
5/9	at St. Edward's	L	0-6
5/10	at St. Edward's	L	2-3
5/17	at Daniel Baker	L	1-5
5/18	at Daniel Baker	L	2-5

PLAYERS: Pitchers - Volney "Satch" Hill, A.J. Howell, J.T. "Red" Moore, Ennis Hobson. Catchers - Arthur Burnett, Clarence Hodges. Infielders - F.N. Rigney, J.D. Waller, Roy Taylor, Carl Peterson, Volney Hill, Wilburn Edelman.

1954 (1-7-1)

H: (1-3-1) A: (0-4) N: (0-0)

Head Coach: Beattie Feathers

3/26	at Sul Ross State	L	1-23
3/27	at Sul Ross State	L	2-18
4/10	at Texas Lutheran	L	3-19
4/19	SUL ROSS STATE	L	6-14
4/20	SUL ROSS STATE	L	6-14
4/23	TEXAS LUTHERAN	W	8-5
4/24	TEXAS LUTHERAN	L	1-9
4/27	WEST TEXAS A&M	T	8-8
5/7	at West Texas A&M	L	12-13

PLAYERS: Pitchers - Fulton Smith, Glenn Webb, Chuck Johnson, Don Brooks, George Demere, W.L. McGee, Leo Chase, Don Presley, Elmer Wilson, Frank Reeves, Bill Jones. Catchers - Moe Turner. Infielders - Bobby "Rip" Griffin SS, Frank Wright 2B, Jackie Miller 1B. Outfielders - Jim Crawford, Grady Graves, Andy Meyer, Vic Spooner.

1955 (3-17)

H: (3-7) A: (0-10) N: (0-0)

Head Coach: Beattie Feathers

4/1	at Sul Ross State	L	1-13
4/2	at Sul Ross State	L	5-27
4/5	COLORADO	L	6-12
4/6	COLORADO	L	7-15
4/11	at Sheppard AFB	L	10-13
4/12	at Sheppard AFB	L	3-4
4/15	TEXAS LUTHERAN	L	6-13
4/16	TEXAS LUTHERAN	L	5-8
4/19	SHEPPARD AFB	W	21-20
4/20	SHEPPARD AFB	W	19-16
4/22	at Texas Lutheran	L	1-13
4/23	at Texas Lutheran	L (No-Hitter)	0-15
4/25	at Sam Houston State	L	4-12
4/26	at Sam Houston State	L	8-12
5/1	FORT BLISS	W	6-5
5/2	FORT BLISS	L	4-12
5/11	at White Sands	L	11-17
5/12	at White Sands	L	3-7
5/17	FORT BLISS	L	10-21
5/18	FORT BLISS	L	4-6

PLAYERS: Pitchers - Leo Chase, Charles Wright, Paul Hawkins, Terry McRight, Houston Powell, Glen Webb; Catchers - Gene Webb, R.V. Allcorn, Bobby Griffin; Infielders - Elmer Wilson, Monroe Henderson, Fulton Smith, George Demere, Jimmie Joe Stanford, John Henry "Buzz" Bates, Wick Alexander; Outfielders - Norman Huggins, Ray Weed, Maurice Rentfro, Grady Graves, Mack Pogue.

1956 (8-7)

H: (5-3) A: (3-4) N: (0-0)

Head Coach: Beattie Feathers

3/16	at West Texas A&M	W	10-6
3/24	WEST TEXAS A&M	W	5-4
3/26	at Texas Lutheran	L	0-7
3/27	at Texas Lutheran	L (No-Hitter)	0-2
4/5	TEXAS LUTHERAN	L	9-16
4/6	TEXAS LUTHERAN	L	0-10
4/13	at Sheppard AFB	L	6-10
4/14	at Sheppard AFB	W	5-4
4/16	WEST TEXAS A&M	W	15-12
4/20	SHEPPARD AFB	L	6-10
4/21	SHEPPARD AFB	W	5-4
4/27	at Hardin-Simmons	L	4-6
4/28	at Hardin-Simmons	W	11-6
5/4	HARDIN-SIMMONS	W	4-2
5/5	HARDIN-SIMMONS	W	11-4

PLAYERS: Pitchers - Paul Hawkins, Joseph Lloyd, Ronnie Bradley, Leo Chase, Charles Wright. Catchers - Cullen Hunt, Wayne Mason. Infielders - George Demer 3B, Walter Bingham 1B, Monroe Henderson SS, Fulton Smith 2B, Jerry Spence INF, Buz Bates 1B. Outfielders - Charles Martin, Dave Allen, Gehrig Garrison, Wick Alexander, Dave Potter, Hal Summers.

1957 (7-4)

H: (6-1) A: (1-3) N: (0-0)

Head Coach: Beattie Feathers

3/18	at TCU	L	2-4
3/19	at TCU	L	5-17
3/22	HARDIN-SIMMONS	W	11-2
3/29	at Hardin-Simmons	W	8-1
3/30	at Hardin-Simmons	L	9-10
4/9	WEST TEXAS A&M	W	12-2
4/15	WEST TEXAS A&M	W	10-1
4/16	WEST TEXAS A&M	W	3-0
4/17	WEST TEXAS A&M	W	18-0
4/26	SHEPPARD AFB	W	8-1
4/27	SHEPPARD AFB	L	3-5

PLAYERS: Pitchers - Leo Chase, Houston Powell, Don Matticks, Wick Alexander, George Demere, Edwin Robertson. Catchers - Cullen Hunt, Infielders - Walter Bingham 1B, Dave Allen 2B, Monroe Henderson SS, Dave Potter 3B. Outfielders - Norman Huggins, Gehrig Garrison, Darrell Summers, Buzz Bates.

1958 (6-9)

H: (3-4) A: (3-5) N: (0-0)

Head Coach: Beattie Feathers

3/21	at Hardin-Simmons	L	6-14
3/22	at Hardin-Simmons	W	11-2
3/28	at Abilene Christian	L	1-21
3/29	at Abilene Christian	L	1-7
4/9	TEXAS LUTHERAN	L	1-2 (13)
4/9	TEXAS LUTHERAN	L	2-3
4/11	WEST TEXAS A&M	W	8-4
4/21	at SMU	L	2-8
4/22	at Texas A&M	W	3-2
4/23	at Rice	L	1-10
4/28	HARDIN-SIMMONS	W	7-3
4/29	HARDIN-SIMMONS	W	5-4
5/3	at West Texas A&M	W	8-7
5/6	WEST TEXAS A&M	L	1-5
5/6	WEST TEXAS A&M	L	0-3

PLAYERS: Bill Dean, Rob Hill, Gary Wetter, Dave Bourland, Edwin Robertson, Earl Parker, Jackie Miller, Dave Allen, Charles Flanagan, Paul Cato, Jim Schiermeyer, Dave Potter, Lawrence Barber, Bruce Boyd, Houston Powell, Billy Tombs, Norman Huggins, Sonny Donelson, Gehrig Garrison, Bill Sisk. Catchers - Cullen Hunt.

1959 (7-6)

H: (4-2) A: (3-4) N: (0-0)

Head Coach: Beattie Feathers

3/21	COLORADO	L	0-4
3/21	COLORADO	L	1-9
4/3	at Midwestern State	L	3-4
4/4	at Midwestern State	W	14-3
4/7	at West Texas A&M	W	14-3
4/11	WEST TEXAS A&M	W	12-4
4/18	at West Texas A&M	W	8-4
4/25	ABILENE CHRISTIAN	W	13-6
4/27	at Texas A&M	L	4-11
4/28	at Rice	L	3-13
5/1	MIDWESTERN STATE	W	19-4
5/2	MIDWESTERN STATE	W	19-3
5/9	at Abilene Christian	L	3-15

PLAYERS: Butch Adams, Dave Allen, David Bourland, Bruce Boyd, Billy Curry, Amarillo, Bill Dean, Charles Flanagan, Gehrig Garrison, George Gibson, Larry Green, Elton Howard, Norman Huggins, James Johnson, John Knostman, Zan Miles, Jackie Miller, Jan Ogden, Dave Potter, Houston Powell, Tom Prichard, Joe Reeves, Lynn Skelton, Ken Warren, Gary Weter.

1960 (8-7)

H: (6-1) A: (2-6) N: (0-0)

Head Coach: Beattie Feathers

3/16	at West Texas A&M	W	18-8
3/19	WEST TEXAS A&M	W	17-11
3/24	at Texas A&M	L	8-19
3/25	at Rice	L	0-4
4/1	SHEPPARD AFB	W	12-0
4/2	SHEPPARD AFB	W	10-0
4/9	WEST TEXAS A&M	W	18-4
4/15	at Sul Ross State	L	6-12
4/16	at Sul Ross State	L	2-4
4/16	at Sul Ross State	L	4-5 (11)
4/20	at New Mexico Highlands	W	4-2
4/20	at New Mexico Highlands	L	1-6
4/23	WEST TEXAS A&M	W	23-3
4/30	NEW MEXICO HIGHLANDS	L	4-5
4/30	NEW MEXICO HIGHLANDS	W	13-6

PLAYERS: Pitchers - Charles Flanagan, Woodrow Johnson, Zan Miles, Roger MacEvans, Del Ray Mounts, C - Elton Howard. INF - Bruce Boyd 1B, Joe Reeves 2B, Tommy Prichard 3B, Lawrence Savage 3B. OF - Ken Warren, George Gibson, Bill Dean.

1961 (13-5)

H: (8-2) A: (5-3) N: (0-0)

Head Coach: Berl Huffman

3/10	NEW MEXICO HIGHLANDS	W	3-2
3/10	NEW MEXICO HIGHLANDS	W	3-2 (9)
3/11	NEW MEXICO HIGHLANDS	W	4-3 (11)
3/21	PANHANDLE STATE	W	10-6
3/21	PANHANDLE STATE	W	10-0
3/31	COLORADO	L	6-18
3/31	COLORADO	L	7-12
4/3	at New Mexico Highlands	W	8-4
4/3	at New Mexico Highlands	L	3-8
4/4	at New Mexico Highlands	L	6-9
4/4	at New Mexico Highlands	W	13-7
4/8	WEST TEXAS A&M	W	4-0
4/8	WEST TEXAS A&M	W	3-0
4/15	at West Texas A&M	W	12-2
4/15	at West Texas A&M	W	17-1
4/21	SOUTHWESTERN OK STATE	W	5-4
4/28	at Panhandle State	W	16-5
4/29	at Southwestern Ok State	L	4-6

PLAYERS: Pitchers - Butch Howard, Dennis Willett, Cagle Davis, Yippy Rankin, Barry Scott, Ramey Brandon, Mike Bromley. Catchers - Billy Williams. Infielders - Charles Harrison 3B, Darwin Hilliard 1B, Doug Gibbins SS. Outfielders - Bill Dean, George Gibson, Dean Horton.



1962 (15-11)

H: (11-4) A: (4-7) N: (0-0)

Head Coach: Bert Huffman

3/9	NEW MEXICO HIGHLANDS	W	7-4
3/9	NEW MEXICO HIGHLANDS	L	1-5
3/10	NEW MEXICO HIGHLANDS	W	6-5
3/17	SOUTHWESTERN OK STATE	W	8-7
3/20	DENVER	W	6-3
3/20	DENVER	W	8-6
3/21	DENVER	W	7-3
3/26	at TCU	L	5-7
3/28	at Abilene Christian	W	2-1
3/28	at Abilene Christian	L	0-2
3/30	at Sul Ross State	L	1-5
3/31	at Sul Ross State	L	5-6
3/31	at Sul Ross State	L	1-4
4/2	EASTERN NEW MEXICO	W	2-1
4/2	EASTERN NEW MEXICO	W	(No-Hitter) 2-0
4/9	at New Mexico Highlands	L	7-8
4/9	at New Mexico Highlands	W	3-1
4/10	at New Mexico Highlands	W	4-1
4/12	at Eastern New Mexico	L	2-3
4/12	at Eastern New Mexico	W	4-3
4/19	NEW MEXICO	W	6-3
4/20	NEW MEXICO	W	7-3
4/21	NEW MEXICO	L	6-10
4/24	ABILENE CHRISTIAN	L	1-2 (10)
4/24	ABILENE CHRISTIAN	W	7-1
4/28	SOUTHWESTERN OKLAHOMA STATE	L	3-9

PLAYERS: Pitchers - Ramey Brandon, Mike Woods, George Nichols, Frank Ray. Catchers - Doug Cannon, Billy Gayle Wilson. Infielders - Chuck Harrison SS, Richard Barker 3B, Bob White 1B, Sonny Sosnowy 1B, Joe Dee Barlow 3B, Ronnie Ayers 2B, Bob Fouts 2B, Robert White INF, Outfielders - Walter "Yippi" Rankin, James Perry, Jimmy Wickham, Darwin Hilliard, Ronald Caffee, Bill Easterwood, Doug Gibbins, Cagle Davis, Roger MacEvans, Carl Goode, Carlos Hendrick, Glen Gary, Gary Schessler, Guy Davis.

1963 (12-10)

H: (8-3) A: (4-7) N: (0-0)

Head Coach: Bert Huffman

3/9	at TCU	L	2-21
3/10	at TCU	L	0-10
3/16	SOUTHWESTERN OK STATE	W	5-3
3/16	SOUTHWESTERN OK STATE	L	4-7
3/25	ABILENE CHRISTIAN	L	0-1
3/25	ABILENE CHRISTIAN	W	1-0
4/6	NEW MEXICO HIGHLANDS	W	5-2
4/6	NEW MEXICO HIGHLANDS	W	3-0
4/9	at Sul Ross State	L	2-13
4/10	at Sul Ross State	L	5-6
4/10	at Sul Ross State	L	1-3
4/16	ABILENE CHRISTIAN	L	6-7
4/16	ABILENE CHRISTIAN	W	7-4
4/20	EASTERN NEW MEXICO	W	10-6
4/20	EASTERN NEW MEXICO	W	11-7
4/26	at New Mexico Highlands	L	3-4
4/26	at New Mexico Highlands	W	4-3
4/27	NEW MEXICO HIGHLANDS	W	7-4
4/29	at Southwestern Ok State	W	1-0
4/29	at Southwestern Ok State	W	14-7
5/4	at Eastern New Mexico	L	7-9
5/4	at Eastern New Mexico	W	8-3

PLAYERS: Pitchers - Morris "Moose" Dudley, David Tarter, Kippy Williams, Frank Ray, Joe Fox, Ramey Brandon, George Nichols, Bill Easterwood. Catchers - Billy Williams, Doug Cannon. Infielders - Ronnie Ayers 2B, Bob White 1B, Foy Williams SS, Richard Perry 3B, Jerry Wiley. Outfielders - Walter Rankin, Jim Murrell, Larry Thorne.

1964 (9-16)

H: (4-5) A: (5-11) N: (0-0)

Head Coach: Bert Huffman

3/13	at Abilene Christian	L	1-2
3/13	at Abilene Christian	W	3-2
3/23	EASTERN NEW MEXICO	W	16-2
3/23	EASTERN NEW MEXICO	W	16-0
3/27	at TCU	L	3-9
3/28	at TCU	W	7-6
4/3	NEW MEXICO HIGHLANDS	L	0-4
4/3	NEW MEXICO HIGHLANDS	L	2-5
4/4	NEW MEXICO HIGHLANDS	L	2-3
4/4	NEW MEXICO HIGHLANDS	L	0-4
4/6	at Texas A&M	L	2-12
4/10	at Sul Ross State	L	0-1
4/11	at Sul Ross State	L	2-6
4/11	at Sul Ross State	L	3-6
4/17	at Eastern New Mexico	L	0-7
4/17	at Eastern New Mexico	W	14-4
4/21	ABILENE CHRISTIAN	W	15-5
4/21	ABILENE CHRISTIAN	W	15-1
4/24	at New Mexico Highlands	W	4-1
4/24	at New Mexico Highlands	W	9-0
4/25	at New Mexico Highlands	L	5-6
4/25	at New Mexico Highlands	L	3-7
4/27	at Southwestern Ok State	L	4-5
4/27	at Southwestern Ok State	L	0-12
5/8	SOUTHWESTERN OK STATE	L	11-16

PLAYERS: Pitchers - Kippy Williams, Morris Dudley, Joe Fox, Frank Ray, David Tarter. Catchers - Doug Cannon. Infielders - Foy Williams SS, John Dudley 1B, Ronny Holly 2B, Richard Perry 3B. Outfielders - Robert Fielder, Ronnie Ayers, Jim Miller, Steve Reed, Richard Thorne, Donny Anderson.

1965 (7-16)

H: (4-15) A: (3-1) N: (0-0)

Head Coach: Bert Huffman

N/A	NEW MEXICO HIGHLANDS	W	6-5
N/A	NEW MEXICO HIGHLANDS	W	6-2
N/A	NEW MEXICO HIGHLANDS	W	6-3
N/A	SUL ROSS STATE	L	4-8
N/A	SUL ROSS STATE	L	0-5
3/25	MISSOURI	L	3-6
3/26	MISSOURI	L	3-26
N/A	NEW MEXICO	L	5-13
N/A	NEW MEXICO	L	4-5
N/A	NEW MEXICO	L	4-11
3/31	at New Mexico State	W	11-1
4/1	at New Mexico State	W	9-5
N/A	at Texas Western	W	5-4
N/A	at Texas Western	L	6-17
N/A	ABILENE CHRISTIAN	W	11-1
N/A	ABILENE CHRISTIAN	L	3-10
N/A	TCU	L	2-7
N/A	TCU	L	11-12
N/A	TCU	L	0-3
N/A	TEXAS A&M	L	1-13
N/A	NEW MEXICO HIGHLANDS	L	0-6
N/A	NEW MEXICO HIGHLANDS	L	5-7
N/A	NEW MEXICO HIGHLANDS	L	9-11

PLAYERS: Pitchers - Eldon Fox, Stan Coffee, Robert Hays, Joe Fox, Morris Dudley, David Tarter. Catchers - Teddy Roberts, Steve Reed, Larry Anderson, Don Noah, Joe Schuessler. Infielders - Bob Colvard, Foy Williams, John Dudley, Glen Kuehler, Richard Perry, Lee Watts, Larry Kroeger, Ronnie Latham. Outfielders - Chris Galanos, Ronny Holly, Larry Thorne, Eldon Frost, Bob Fielder, Dick Bartley, Donny Anderson, Keller Smith, Fed Wilkerson.

1966 (10-13)

H: (7-5) A: (3-8) N: (0-0)

Head Coach: Bert Huffman

3/4	NEW MEXICO	W	1-0
3/4	NEW MEXICO	L	1-3
3/5	NEW MEXICO	L	6-12
3/11	SUL ROSS STATE	L	5-10
3/12	SUL ROSS STATE	L	7-8
3/12	SUL ROSS STATE	L	4-9
3/19	at West Texas A&M	W	7-0
3/19	at West Texas A&M	W	2-0
3/25	SOUTHEASTERN OK STATE	W	8-1
3/25	SOUTHEASTERN OK STATE	W	12-6
4/1	at Reese AFB	L	1-6
4/8	at TCU	L	3-4 (11)
4/9	at TCU	L	4-5 (11)
4/9	at TCU	L	7-8
4/12	at SMU	W	26-5
4/18	at Southeastern Ok State	L	1-2 (17)
4/18	at Southeastern Ok State	L	0-4
4/27	WEST TEXAS A&M	W	4-2
4/27	WEST TEXAS A&M	W	(No-Hitter) 17-0
4/30	at Abilene Christian	L	0-1
4/30	at Abilene Christian	L	2-3
5/7	ABILENE CHRISTIAN	W	7-2
5/7	ABILENE CHRISTIAN	W	6-5

PLAYERS: Pitchers - Norman Gilpin, Bob Weber, Eldon Fox, David Callerman, Robert Hayes, Richard Bartley, Pat Abbott, Ronnie Holly. Catchers - Eddie Luig, Don Nash, Larry Anderson, Dave Bourland. Infielders - John Dudley 1B, Glen Kuehler 1B, Jerry Haggard 2B, John McIntyre SS, Bruce Boyd. Outfielder - Richard Bartley, Jimmy Murrell, Norman Schuessler, Jerry Kolander, Eddie Stiles, Lee Watts, Jimmy Miller, Chris Galanos, Eldon Frost, Don Champion.

1967 (14-16)

H: (11-6) A: (3-10) N: (0-0)

Head Coach: Bert Huffman

3/3	NEW MEXICO HIGHLANDS	L	1-6
3/3	NEW MEXICO HIGHLANDS	W	7-6
3/4	NEW MEXICO HIGHLANDS	W	3-1
3/8	at TCU	L	1-3
3/8	at TCU	L	2-4
3/9	at SMU	L	3-7
3/10	at SMU	L	1-5
3/16	TEXAS WESTERN	W	13-4
3/16	TEXAS WESTERN	L	1-4
3/17	TEXAS WESTERN	L	0-2
3/27	BAYLOR	L	8-12
3/28	BAYLOR	L	3-5
4/3	at Texas A&M	L	1-10
4/4	at Texas A&M	W	6-4
4/7	at New Mexico	L	3-5
4/7	at New Mexico	L	3-4
4/8	at New Mexico	L	4-9
4/21	SUL ROSS STATE	W	5-4
4/21	SUL ROSS STATE	W	6-5
4/22	SUL ROSS STATE	W	7-6
4/29	ABILENE CHRISTIAN	L	(No-Hitter) 0-1
4/29	ABILENE CHRISTIAN	W	19-1
5/2	EASTERN NEW MEXICO	W	6-4
5/2	EASTERN NEW MEXICO	W	2-1
5/6	at Abilene Christian	L	2-4
5/6	at Abilene Christian	L	0-5
5/9	at Eastern New Mexico	W	5-3
5/9	at Eastern New Mexico	W	4-3
5/12	UT-PAN AMERICAN	W	2-0
5/13	UT-PAN AMERICAN	W	4-3 (12)

PLAYERS: John McIntyre SS-CF, Frost, Cox, Don Champion, Jimmy Murrell, Saunders, Norman Schuessler, Jerry Kolander, Stiles, Hampton, Bo Keith C.



YEAR-BY-YEAR RESULTS

1968 (9-20, 2-15 SWC)

H: (4-8) A: (5-12) N: (0-0)

Head Coach: Kal Segrist

3/1	NEW MEXICO HIGHLANDS	W	7-3
3/2	NEW MEXICO HIGHLANDS	L	1-6
3/7	at Sul Ross State	W	1-0
3/8	at Sul Ross State	L	2-3
3/15	at UTEP	W	2-0
3/16	at UTEP	L	3-4
3/22	TEXAS	L	5-7
3/22	TEXAS	L	2-7
3/23	TEXAS	L	1-2
3/29	at Rice	L	0-2
3/29	at Rice	L	2-8
3/30	at Rice	W	8-1
4/5	at SMU	L	2-7
4/5	at SMU	L	2-4
4/6	at SMU	L	4-6
4/9	at UT-Pan American	W	2-0
4/10	at UT-Pan American	W	3-1
4/11	at UT-Pan American	L	0-2
4/12	at UT-Pan American	L	0-4
4/19	TEXAS A&M	W	13-11
4/19	TEXAS A&M	L	6-17
4/20	TEXAS A&M	L	6-21
4/26	ABILENE CHRISTIAN	W	4-3
4/27	ABILENE CHRISTIAN	W	3-1
5/3	at TCU	L	0-3
5/3	at TCU	L	2-7
5/4	at TCU	L	2-6
5/11	BAYLOR	L	2-3
5/11	BAYLOR	L	1-4

PLAYERS: Pitchers - Buddy Hampton, Gary Washington, Larry York, Monte Van Stavern, Pat McKean, Steve Hurt. Catchers - Max Martin. Infielders - Don Champion 1B, John McIntyre SS-OF, Jerry Haggard 2B, Jim Montgomery SS, Donny Parsons INF, Johnny Owens INF. Outfielders - Randy Walker, Don McKee.

1969 (13-13, 9-6 SWC)

H: (7-5) A: (6-8) N: (0-0)

Head Coach: Kal Segrist

3/1	at Hardin-Simmons	W	6-5
3/3	at UT-Pan American	L	0-11
3/4	at UT-Pan American	W	2-1
3/5	at UT-Pan American	L	0-2
3/7	at UTEP	L	2-4
3/7	at UTEP	L	2-5
3/8	at UTEP	L	2-5
3/22	NEW MEXICO HIGHLANDS	W	14-9
3/22	NEW MEXICO HIGHLANDS	W	4-3
3/23	NEW MEXICO HIGHLANDS	L	6-11
3/28	at Baylor	W	6-1
3/28	at Baylor	L	4-7
3/29	at Baylor	W	4-0
4/4	SMU	W	2-0
4/4	SMU	W	4-0
4/5	SMU	L	6-8
4/12	at Texas A&M	W	1-0
4/18	RICE	W	6-4
4/18	RICE	L	0-3
4/19	RICE	W	8-5
4/25	at Texas	W	2-1
4/25	at Texas	L	1-12
4/26	at Texas	L	2-6
5/2	TCU	L	4-6
5/2	TCU	W	4-1
5/3	TCU	L	3-10

PLAYERS: Pitchers - Pat McKean, Mike Muschalek, Jack Pierce, Monte Van Stavern, Gary Washington, Larry York, Ruben Garcia. Catchers - Max Martin. Infielders - John Owens 3B, Len Schenk INF, Dick Shaw INF, Jerry Haggard 2B, Jim Montgomery SS. Outfielders - Steve Hurt, Don McKee, Randy Walker.

1970 (12-16-1, 5-10 SWC)

H: (7-6-1) A: (5-10) N: (0-0)

Head Coach: Kal Segrist

2/28	at Hardin-Simmons	W	15-10 (10)
3/2	at UT-Pan American	L	0-3
3/3	at UT-Pan American	W	4-2
3/4	at UT-Pan American	W	6-4
3/5	at UT-Pan American	L	4-6
3/5	at UT-Pan American	L	0-6
3/13	UTEP	W	4-3
3/13	UTEP	L	0-3
3/14	UTEP	W	2-1 (10)
3/20	NEW MEXICO HIGHLANDS	L	1-4
3/20	NEW MEXICO HIGHLANDS	T	1-1 (8)
3/25	at Trinity	L	9-10
3/26	at Rice	L	0-7
3/26	at Rice	L	4-6
3/27	at Rice	L	1-2
3/30	WEST TEXAS A&M	W	13-0
3/30	WEST TEXAS A&M	W	4-2
4/4	TEXAS	L	0-4
4/4	TEXAS	L	3-6
4/10	at TCU	L	0-1
4/10	at TCU	L	1-2
4/11	at TCU	W	7-4
4/18	TEXAS A&M	L	0-3
4/18	TEXAS A&M	L	4-6
4/25	at SMU	W	11-2
4/25	at SMU	L	3-4
5/1	BAYLOR	W	5-3
5/1	BAYLOR	W	4-2
5/2	BAYLOR	W	14-2

PLAYERS: Pitchers - Ruben Garcia, Jack Pierce, Robert Geurin, Doug Ham, Gilbert Vasquez, Mike Muschalek, Pat McKean, Monte Van Stavern, Gary Washington. Catchers - Max Martin. Infielders - Johnny Owens 3B, Jerry Ballard INF, Len Schenk INF, Dick Shaw INF. Outfielders - Randy Walker, Cecil Norris, Don Spain.

1971 (26-14, 11-7 SWC)

H: (16-1) A: (6-13) N: (4-0)

Head Coach: Kal Segrist

2/27	at Hardin-Simmons	W	8-6
3/1	at UT-Pan American	L	0-6
3/2	at UT-Pan American	L	4-5
3/2	at UT-Pan American	L	3-7
3/3	at UT-Pan American	L	1-3
3/3	at UT-Pan American	L	1-3
3/5	at St. Mary's	W	4-0
3/5	at St. Mary's	W	7-2
3/6	at Trinity	W	6-1
3/6	at Trinity	L	3-4
3/12	vs. UTEP (Odessa)	W	4-0
3/12	vs. UTEP (Odessa)	W	6-3
3/13	vs. UTEP (Odessa)	W	17-5
3/13	vs. UTEP (Odessa)	W	17-4
3/16	HARDIN-SIMMONS	W	7-1
3/16	HARDIN-SIMMONS	W	4-1
3/19	at Texas	L	0-1 (13)
3/19	at Texas	L	3-9
3/20	at Texas	W	6-4
3/26	NEW MEXICO HIGHLANDS	W	4-2
3/26	NEW MEXICO HIGHLANDS	W	7-1
3/27	NEW MEXICO HIGHLANDS	W	2-1
3/27	NEW MEXICO HIGHLANDS	W	5-4
3/30	LUBBOCK CHRISTIAN	L	8-9
3/30	LUBBOCK CHRISTIAN	W	10-4
4/2	SMU	W	4-0
4/2	SMU	W	4-3
4/3	SMU	W	18-4
4/7	RICE	W	8-0
4/7	RICE	W	8-7
4/8	RICE	W	6-4
4/16	at Texas A&M	L	2-3
4/16	at Texas A&M	L	0-1
4/17	at Texas A&M	L	7-12
4/23	at Baylor	W	(No-Hitter) 1-0
4/23	at Baylor	L	3-6
4/24	at Baylor	L	5-6
4/30	TCU	W	4-1
4/30	TCU	W	3-1
5/1	TCU	W	6-1

PLAYERS: Pitchers - Steve Brock, John Bickley, Ted Capka, Ruben Garcia, Robert Geurin, Doug Ham, Jack Pierce, Randy Prince, Larry Knight. Catchers - David Hazzard, David Voegel. Infielders - Doug Ault 1B, Jerry Ballard INF, Barry Hoffpauir SS, Joe Jordan INF, Steve Morris INF, John Owens 3B, Don Spain INF. Outfielders - Roy Carver, Cecil Norris, Randy Walker.

1972 (23-19, 6-12 SWC)

H: (13-4) A: (10-15) N: (0-0)

Head Coach: Kal Segrist

2/26	at Hardin-Simmons	W	9-1
2/26	at Hardin-Simmons	W	2-0
3/3	at UTEP	W	5-1
3/3	at UTEP	L	2-3
3/4	at UTEP	W	15-4
3/4	at UTEP	W	10-3
3/6	at Arizona	W	5-2
3/6	at Arizona	L	4-25
3/7	at Arizona	L	4-5
3/7	at Arizona	L	3-7
3/8	at Arizona	L	2-3
3/8	at Arizona	L	3-4
3/10	at Arizona	W	11-3
3/10	at UTEP	L	1-2
3/11	at UTEP	W	9-5
3/11	at UTEP	W	16-1
3/17	NEW MEXICO HIGHLANDS	W	4-0
3/17	NEW MEXICO HIGHLANDS	W	3-1
3/18	NEW MEXICO HIGHLANDS	W	7-1
3/18	NEW MEXICO HIGHLANDS	W	9-1
3/21	HARDIN-SIMMONS	W	5-0
3/21	HARDIN-SIMMONS	W	14-3
3/24	at TCU	L	3-4
3/24	at TCU	L	2-3
3/25	at TCU	L	3-4
3/31	TEXAS	L	3-5
3/31	TEXAS	W	5-4
4/1	TEXAS	L	10-12
4/2	at SMU	W	8-4
4/2	at SMU	L	7-9
4/3	at SMU	L	8-9
4/11	LUBBOCK CHRISTIAN	W	7-2
4/11	LUBBOCK CHRISTIAN	W	4-2
4/14	TEXAS A&M	W	10-6
4/14	TEXAS A&M	L	3-21
4/15	TEXAS A&M	L	6-9
4/21	BAYLOR	W	8-0
4/21	BAYLOR	W	9-4
4/22	BAYLOR	W	10-3
4/28	at Rice	L	3-4
4/28	at Rice	L	2-3
4/29	at Rice	L	3-4

PLAYERS: Pitchers - John Bickley, Steve Brock, Ruben Garcia, Jerry Lee, Randy Prince, Rod Roberts, Monty Barnes. Catchers - David Vogle, John Wilkes, James Boss. Infielders - Doug Ault 1B, Rob Christensen INF, Barry Hoffpauir SS, Rob Kilmer INF, Bobby Lewis 2B, Gary Pumphrey INF, Rick Weaver INF, Bob Wiebe INF, Eddie Cervantes INF, Ronnie Mattson INF, Tommy McMillan INF. Outfielders - Gary Barrick, Cecil Norris, Steve Cusack, Larry Drown, Randy Little.

1973 (12-16, 6-10 SWC)

H: (6-6) A: (6-10) N: (0-0)

Head Coach: Kal Segrist

2/26	at Arizona	L	0-5
2/27	at Arizona	L	2-8
2/28	at Arizona	W	3-1
3/2	at UTEP	W	7-3
3/2	at UTEP	L	5-6
3/3	at UTEP	W	4-1
3/3	at UTEP	W	2-1
3/9	NEW MEXICO HIGHLANDS	W	2-0
3/13	UTEP	L	4-5
3/13	UTEP	W	1-0
3/16	at Texas A&M	L	4-11
3/16	at Texas A&M	W	6-2
3/17	at Texas A&M	W	4-3
3/24	SMU	W	1-0
3/27	NEW MEXICO HIGHLANDS	L	4-7
3/27	NEW MEXICO HIGHLANDS	L	1-5
3/30	RICE	W	3-1
3/30	RICE	L	2-3
3/31	RICE	L	2-4
4/6	at Texas	L	2-6
4/6	at Texas	L	0-9
4/13	at Baylor	L	3-5
4/13	at Baylor	L	1-3
4/20	at Houston	L	5-8
4/20	at Houston	L	5-6
4/27	TCU	L	0-9
4/27	TCU	W	5-4
4/28	TCU	W	4-0

PLAYERS: Pitchers - Louis Avery, John Bickley, Steve Brock, Ruben Garcia, Jerry Lee, Louis Lmas, Randy Prince. Catchers - Steve Grimmer, James Boss. Infielders - Eddie Cervantes, Steve Joyner, Rod Kilmer, Ronnie Mattson, Tommy McMillan, Ric Weaver. Outfielders - Gary Barrick, Steve Cusack, Larry Crown, Ronny Dunavent, Bobby Lewis, Randy Little, Cecil Norris, Reese.



1974 (11-21, 9-15 SWC)

H: (9-11) A: (2-10) N: (0-0)

Head Coach: Kal Segrist

2/15	at Arizona	L	0-10
2/16	at Arizona	L	0-10
2/16	at Arizona	L	1-12
2/18	at Grand Canyon	L	0-17
2/19	at Grand Canyon	W	2-0
2/20	at Grand Canyon	L	0-4
2/21	at Grand Canyon	L	3-9
3/9	NEW MEXICO HIGHLANDS	W	8-0
3/10	NEW MEXICO HIGHLANDS	L	2-3
3/15	TEXAS	W	5-3
3/15	TEXAS	L	0-5
3/16	TEXAS	L	0-16
3/22	RICE	L	3-4
3/22	RICE	L	3-4
3/23	RICE	L	3-4
3/25	at Trinity	L	3-8
3/26	at St. Mary's	W	2-0
3/29	HOUSTON	L	3-11
3/29	HOUSTON	W	5-4
3/30	HOUSTON	L	6-12
4/5	SMU	L	9-11
4/5	SMU	W	6-5
4/6	SMU	W	2-1
4/12	TEXAS A&M	W	15-13
4/12	TEXAS A&M	W	4-1
4/13	TEXAS A&M	L	3-5
4/19	at Arkansas	L	3-9
4/19	at Arkansas	L	6-15
4/20	at Arkansas	L	6-7
4/26	BAYLOR	W	6-5 (10)
4/26	BAYLOR	W	6-4
4/27	BAYLOR	L	5-8

PLAYERS: Pitchers - John Bickley, Bill Blankenship, Steve Brock, Jon Davidson, Jerry Lee, Randy Prince, Roger Sparrow, Clint Wall, Mike Williams. Infielders - Gary Ashby 1B, Bryan Cowan 1B, Pat Foster 3B, Rob Kilmer INF, Randy Little 2B, Ronnie Mattson SS, Tom McMillan INF, Ric Weaver 1B, Bob Wiebe 2B. Outfielders - Mike Bewley, Larry Drown, Jim Horton, Paul Johnston, Louis Perez, Gary Sims.

1975 (22-23, 9-15 SWC)

H: (12-13) A: (10-9) N: (0-1)

Head Coach: Kal Segrist

2/14	at UTEP	L	0-3
2/14	at UTEP	L	1-3
2/15	at UTEP	W	14-4
2/21	at Hardin-Simmons	L	0-6
2/22	at Hardin-Simmons	W	7-1
2/28	TCU	L	10-11
3/1	TCU	L	0-5
3/1	TCU	W	4-3
3/8	UTEP	W	1-0
3/8	UTEP	L	3-4
3/9	UTEP	L	1-6
3/9	UTEP	W	5-0
3/14	at Texas	L	1-7
3/15	at Texas	L	1-7
3/15	at Texas	L	1-14
3/19	NEW MEXICO HIGHLANDS	W	6-4
3/19	NEW MEXICO HIGHLANDS	W	3-1
3/21	at Rice	W	9-5
3/21	at Rice	W	29-7
3/22	at Rice	W	11-10
3/24	at Abilene Christian	W	4-2
3/24	at Abilene Christian	W	4-1
3/25	at Trinity	W	10-1
3/25	at Trinity	L	N/A
3/26	vs. Nebraska-Omaha	L	N/A
3/26	at St. Mary's	L	N/A
3/28	HOUSTON	L	2-5
3/28	HOUSTON	L	4-5
3/29	HOUSTON	L	0-6
4/1	HARDIN-SIMMONS	W	2-1
4/1	HARDIN-SIMMONS	L	5-9
4/4	SMU	L	14-20
4/4	SMU	W	11-2
4/5	SMU	L	5-9
4/11	TEXAS A&M	L	0-4
4/11	TEXAS A&M	L	0-1
4/12	TEXAS A&M	W	7-4
4/18	ARKANSAS	W	14-5
4/18	ARKANSAS	W	13-11
4/19	ARKANSAS	L	4-6
4/22	ABILENE CHRISTIAN	W	9-5
4/22	ABILENE CHRISTIAN	W	11-0
4/25	at Baylor	W	6-5
4/25	at Baylor	L	4-6
4/26	at Baylor	W	8-5

PLAYERS: Pitchers - Jon Davidson, Kim Hunter, Paul Johnston, Jerry Lee. Catchers - Tom Haley, Pat Loter. Infielders - Gary Ashby, Ron Mattson, Tom McMillan, Bob Wiebe. Outfielders - Kim Nikkel, Mike Bewley, Bryan Cowan, Jim Horton.

1976 (32-21, 10-11 SWC)

H: (12-6) A: (20-15) N: (0-0)

Head Coach: Kal Segrist

2/20	at Hardin-Simmons	W	9-4
2/20	at Hardin-Simmons	W	13-4
2/21	at Hardin-Simmons	L	0-5
2/21	at Hardin-Simmons	W	7-2
2/27	at Texas Lutheran	W	5-2
2/27	at Texas Lutheran	W	2-0
2/28	at St. Mary's	W	1-0
2/28	at St. Mary's	W	13-0
3/12	HOUSTON	L	2-4
3/13	HOUSTON	L	0-1
3/13	HOUSTON	L	4-5
3/16	at Midwestern State	L	5-6
3/16	at Midwestern State	W	9-0
3/17	at American Christian	W	7-4
3/17	at American Christian	L	9-14
3/19	at Arkansas	L	4-5
3/20	at Arkansas	L	3-4
3/20	at Arkansas	L	2-10
3/21	at American Christian	W	10-0
3/21	at American Christian	W	12-6
3/22	at Oklahoma City	L	2-3
3/22	at Oklahoma City	W	7-1
3/23	at Oklahoma	L	0-3
3/23	at Oklahoma	L	0-7
3/24	at Oklahoma City	L	0-3
3/24	at Oklahoma City	L	1-4
3/25	at Southwestern Ok State	W	12-4
3/25	at Southwestern Ok State	W	10-7
3/26	HARDIN-SIMMONS	L	3-11
3/26	HARDIN-SIMMONS	W	7-3
3/27	HARDIN-SIMMONS	W	N/A
3/27	HARDIN-SIMMONS	W	N/A
4/2	SMU	W	10-4
4/3	SMU	W	9-1
4/3	SMU	W	8-5
4/6	ABILENE CHRISTIAN	W	5-2
4/6	ABILENE CHRISTIAN	W	16-1
4/9	at TCU	L	2-3
4/10	at TCU	W	11-5
4/10	at TCU	L	5-9
4/13	Amarillo Gold Sox (Exh)	L	N/A
4/16	BAYLOR	W	8-7
4/17	BAYLOR	W	12-10
4/17	BAYLOR	W	6-5
4/20	at Abilene Christian	L	3-4
4/20	at Abilene Christian	W	10-0
4/21	at Trinity	W	7-1
4/21	at Trinity	W	8-3
4/23	at Rice	L	6-7
4/24	at Rice	W	13-5
4/24	at Rice	W	5-1
4/30	TEXAS	W	4-3
5/1	TEXAS	L	5-14
5/1	TEXAS	L	3-14

PLAYERS: Pitchers - Lloyd Cummings, Doug House, Kim Hunter, Mark LePori, Van Morin. Catchers - Tom Haley, Bob Harris, Pat Loter, Scott Leimgruber. Infielders - Gary Ashby 1B, Pat Foster, Ernie Hrlieh 3B, Gary Long, Ron Mattson, Tom McMillan, Craig Nix. Outfielders - Mike Bewley, Bryan Cowan, Paul Johnston, John Keller, Gary Sims.

1977 (25-24, 12-12 SWC)

H: (15-7) A: (7-16) N: (3-1)

Head Coach: Kal Segrist

2/14	UT ARLINGTON	W	8-3
2/14	UT ARLINGTON	W	12-3
2/15	UT ARLINGTON	W	15-0
2/15	UT ARLINGTON	W	19-2
2/18	at Hardin-Simmons	L	0-2
2/18	at Hardin-Simmons	W	12-4
2/19	at Hardin-Simmons	L	0-8
2/19	at Hardin-Simmons	L	1-2
2/25	at Texas	L	3-9
2/26	at Texas	L	5-6
2/26	at Texas	L	0-11
3/1	HARDIN-SIMMONS	L	3-9
3/1	HARDIN-SIMMONS	W	11-5
3/4	TEXAS A&M	L	3-5
3/5	TEXAS A&M	W	7-6
3/5	TEXAS A&M	W	6-5
3/8	at Southwestern	L	1-6
3/8	at Southwestern	W	13-8
3/9	ST. EDWARD'S	W	12-7
3/9	ST. EDWARD'S	L	2-3
3/11	at Houston	W	13-9
3/12	at Houston	W	8-6
3/12	at Houston	L	4-9
3/18	ARKANSAS	L	10-13
3/19	ARKANSAS	W	7-4
3/19	ARKANSAS	L	7-14
3/21	at New Mexico	L	5-7
3/22	at New Mexico	L	1-5
3/22	at New Mexico	W	2-0
3/23	vs. N.M. Highlands (Alt.)	W	16-5
3/23	at New Mexico	L	3-8
3/24	vs. N.M. Highlands (Alt.)	W	18-7
3/24	at New Mexico	L	5-7
3/25	vs. Colo State (Albuquerque)	L	6-9
3/26	vs. Colo State (Albuquerque)	W	12-1
4/1	at SMU	W	10-8
4/2	at SMU	L	4-5
4/2	at SMU	W	11-7
4/8	TCU	W	11-7
4/9	TCU	W	4-2
4/9	TCU	L	3-17
4/12	HARDIN-SIMMONS	L	1-2
4/12	HARDIN-SIMMONS	W	13-7
4/15	at Baylor	L	0-4
4/16	at Baylor	L	1-6
4/16	at Baylor	L	3-15
4/22	RICE	W	5-0
4/23	RICE	W	4-3
4/23	RICE	W	4-3

PLAYERS: Pitchers - Mike Bewley, Tom Black, Lanny Garcia, Doug House, Gary Rutherford. Catchers - Rob Harris, Scott Leimgruber. Infielders - Gary Ashby 1B, Pat Foster, Ernie Helweg, Craig Nix, Craig Noonan, Johnny Vestal, Brooks Wallace. Outfielders - Mike Bewley, Bryan Cowan, Paul Johnston, John Keller, Gary Sims.



YEAR-BY-YEAR RESULTS

1978 (23-25, 8-16 SWC)

H: (13-11) A: (10-14) N: (0-0)

Head Coach: Kal Segrist

2/17	at Hardin-Simmons	W	6-5
2/17	at Hardin-Simmons	W	13-7
2/18	at Hardin-Simmons	L	0-5
2/18	at Hardin-Simmons	W	8-5
2/24	at St. Mary's	W	3-2
2/24	at St. Mary's	L	2-4
2/25	at Trinity	W	8-5
2/25	at Trinity	W	5-4
3/1	at Texas Lutheran	W	13-4
3/1	at Texas Lutheran	L	1-4
3/3	at Rice	L	1-2
3/4	at Rice	L	1-2
3/4	at Rice	W	5-4
3/10	BAYLOR	L	3-12
3/11	BAYLOR	W	4-0
3/11	BAYLOR	W	5-1
3/14	HARDIN-SIMMONS	L	1-3
3/14	HARDIN-SIMMONS	L	2-3
3/17	at TCU	W	12-11
3/18	at TCU	L	0-3
3/18	at TCU	W	8-6
3/20	WICHITA STATE	W	7-6
3/20	WICHITA STATE	W	8-5
3/21	WICHITA STATE	W	8-3
3/21	WICHITA STATE	W	7-5
3/22	WICHITA STATE	L	2-14
3/22	WICHITA STATE	L	8-9
3/24	SMU	W	7-3
3/25	SMU	L	4-7
3/25	SMU	L	1-4
3/31	NORTH TEXAS	W	13-8
3/31	NORTH TEXAS	W	12-6
4/1	NORTH TEXAS	W	18-2
4/1	NORTH TEXAS	W	12-11
4/4	at Oral Roberts	L	3-8
4/4	at Oral Roberts	L	1-3
4/7	at Arkansas	L	1-6
4/8	at Arkansas	L	2-13
4/8	at Arkansas	L	1-2
4/14	HOUSTON	L	2-7
4/15	HOUSTON	W	2-1
4/15	HOUSTON	L	10-12
4/21	at Texas A&M	L	2-4
4/22	at Texas A&M	L	0-5
4/22	at Texas A&M	L	1-2
4/28	TEXAS	L	4-14
4/29	TEXAS	L	0-5
4/29	TEXAS	W	8-7

PLAYERS: Pitchers - Robert Bryant, Rick Hall, Chuck Johnson, Mark Johnston, Gary Moyer, David Bolton, Larry Womble, Kenny Cogdell, Steve Edler, Steve Whitton. Catchers - Dan Hejl, Scott Leimgruber. Infielders - Rusty Laughlin, Craig Noonan, Johnny Vestal, Brooks Wallace. Outfielders - Mike Farmer, John Keller, Randy Newton, Larry Selby.

1979 (16-23, 9-15 SWC)

H: (7-7) A: (9-16) N: (0-0)

Head Coach: Kal Segrist

2/19	at Hardin-Simmons	W	5-1
2/19	at Hardin-Simmons	W	7-5
2/24	at St. Mary's	W	14-9
2/24	at Texas Lutheran	W	4-0
2/25	at St. Mary's	L	0-5
2/25	at Texas Lutheran	L	1-5
2/27	HARDIN-SIMMONS	L	4-5
2/27	HARDIN-SIMMONS	W	11-5
3/2	RICE	L	6-9
3/3	RICE	L	0-7
3/3	RICE	W	15-7
3/9	at Baylor	L	2-4
3/10	at Baylor	W	5-0
3/10	at Baylor	L	0-4
3/16	TCU	W	11-10
3/17	TCU	L	1-8
3/17	TCU	W	18-4
3/23	at SMU	W	6-2 (11)
3/24	at SMU	L	3-5
3/24	at SMU	W	11-4
3/26	at Wichita State	L	6-11
3/27	at Wichita State	W	11-8
3/27	at Wichita State	L	5-6
3/28	at Wichita State	L	5-6
3/28	at Wichita State	L	6-7
4/6	ARKANSAS	W	9-8
4/7	ARKANSAS	L	9-12
4/7	ARKANSAS	L	2-6
4/8	vs. Amarillo Gold Sox (Exh)	L	6-9
4/10	at St. Mary's	L	6-8
4/11	at Trinity	W	9-1
4/13	at Houston	L	1-11
4/14	at Houston	L	2-7
4/14	at Houston	L	1-6
4/20	TEXAS A&M	L	0-9
4/21	TEXAS A&M	W	6-5
4/21	TEXAS A&M	W	3-2
4/27	at Texas	L	1-4
4/28	at Texas	L	1-3
4/28	at Texas	L	1-5

PLAYERS: Pitchers - David Bolton, Robert Bryant, Gil Goulding, Rick Hall, Derek Hatfield, Steve Ibarquen, Chuck Johnson, Mark Johnston, Gary Moyer. Catchers - Scott Leimgruber, Dan Hejl. Infielders - Rusty Laughlin, Craig Noonan, Johnny Vestal, Brooks Wallace. Outfielders - Mike Farmer, John Keller, Randy Newton, Larry Selby.

1980 (28-23-1, 14-10 SWC)

H: (14-10) A: (13-11-1) N: (1-2)

Head Coach: Kal Segrist

2/15	at St. Mary's	L	3-12
2/15	at St. Mary's	W	4-2
2/16	at Texas Lutheran	L	2-10
2/16	at Texas Lutheran	W	4-1
2/22	at Hardin-Simmons	L	1-2
2/22	at Hardin-Simmons	W	18-5
2/23	at Hardin-Simmons	W	11-2
2/23	at Hardin-Simmons	W	4-0
2/27	COE COLLEGE	W	2-0
2/27	COE COLLEGE	L	4-5
3/2	LUBBOCK CHRISTIAN	W	8-5
3/2	LUBBOCK CHRISTIAN	W	6-3
3/3	at Lubbock Christian	L	0-4
3/3	at Lubbock Christian	W	12-5
3/4	at Oral Roberts	W	10-1
3/7	at Arkansas	L	1-2
3/8	at Arkansas	W	5-3
3/8	at Arkansas	L	2-9
3/14	HOUSTON	W	6-5
3/15	HOUSTON	L	3-8
3/15	HOUSTON	L	11-14
3/18	at Southwestern	L	4-8
3/19	at Southwestern	L	1-7
3/21	at Texas A&M	L	7-10
3/22	at Texas A&M	L	0-3
3/22	at Texas A&M	L	4-5
3/24	HARDIN-SIMMONS	L	1-3
3/24	HARDIN-SIMMONS	W	19-5
3/28	TEXAS	L	1-14
3/29	TEXAS	W	3-2
3/29	TEXAS	L	4-9
4/4	at Rice	W	15-4
4/5	at Rice	W	8-4
4/5	at Rice	W	3-1
4/11	BAYLOR	W	8-1
4/12	BAYLOR	W	5-2
4/12	BAYLOR	L	4-6
4/18	at TCU	W	5-2
4/19	at TCU	W	4-3
4/19	at TCU	T	8-8
4/25	SMU	W	3-2
4/25	SMU	W	8-6
4/26	SMU	W	9-0
4/26	SMU	W	9-0
5/10	UT-PAN AMERICAN	L	2-9
5/10	UT-PAN AMERICAN	W	25-3
5/11	UT-PAN AMERICAN	W	14-6
5/11	UT-PAN AMERICAN	L	2-18
5/12	UT-PAN AMERICAN	L	10-19
SWC Tournament - College Station, Texas			
5/17	vs. Texas	L	2-9
5/18	at Texas A&M	W	8-5
5/19	vs. Arkansas	L	5-6

PLAYERS: Pitchers - Robert Bryant, Matt Dean, Billy Meurin, Mark McDowell, Mark Johnson, Jamie Miller, Steve Ibarquen, Kyle Fahrenthold, Terry Willis, Gary Moyer, Gene Segrist, Gil Goulding. Catchers - Kevin Rucker, Dan Hejl. Infielders - John Grimes 1B, Jeff Harp 2B, Scott Nethery 2B, Jimmy Zachry 3B, Dee Law, Larry Selby, Brooks Wallace, Steve Elder, Jimmy Jones, Craig Noonan, Mike Farmer, Tommy Inzer. Outfielders - Bobby Kohler, Pat Moore, Rusty Laughlin, Steve Roper.



1981 (26-21, 8-13 SWC)

H: (16-8) A: (8-10) N: (2-3)

Head Coach: Kal Segrist

2/13	NEW MEXICO	W	6-5
2/13	NEW MEXICO	W	6-0
2/14	NEW MEXICO	L	8-13
2/27	at Texas Lutheran	W	4-1
2/27	at Texas Lutheran	W	10-6
2/28	at Texas Lutheran	W	9-4
2/28	at Texas Lutheran	W	11-7
3/5	LUBBOCK CHRISTIAN	W	9-5
3/5	LUBBOCK CHRISTIAN	W	14-7
3/9	LUBBOCK CHRISTIAN	L	5-9
3/9	LUBBOCK CHRISTIAN	L	5-6
3/10	LUBBOCK CHRISTIAN	W	14-0
3/10	LUBBOCK CHRISTIAN	W	9-3
3/13	at Texas	L	3-17
3/13	at Texas	L	1-5
3/14	at Texas	L	6-7
UT-Pan American Tournament - Edinburg, Texas			
3/16	at UT-Pan American	L	4-8
3/17	vs. Kansas	W	6-1
3/18	vs. Kansas	W	4-3
3/18	at UT-Pan American	L	3-8
3/19	at UT-Pan American	W	5-1
3/20	vs. Kansas	L	3-4
3/20	vs. Seton Hall	L	1-6
3/21	vs. Seton Hall	L	4-8
3/24	SOUTHWESTERN OK STATE	W	21-15
3/27	at Baylor	W	13-4
3/28	at Baylor	L	4-5
3/28	at Baylor	L	5-16
3/31	GREENVILLE COLLEGE	W	5-0
3/31	GREENVILLE COLLEGE	W	11-5
4/3	RICE	W	6-5
4/4	RICE	W	3-2
4/4	RICE	W	9-3
4/8	at Southwestern	W	14-3
4/8	at Southwestern	W	11-2
4/10	at Houston	L	5-6
4/11	at Houston	L	5-7
4/11	at Houston	L	6-7
4/17	TEXAS A&M	L	5-6
4/18	TEXAS A&M	L	2-4
4/18	TEXAS A&M	W	7-6
4/24	ARKANSAS	L	4-13
4/25	ARKANSAS	L	5-8
4/25	ARKANSAS	W	7-5
5/1	TCU	L	6-9
5/2	TCU	W	7-3
5/2	TCU	W	5-4

PLAYERS: Pitchers - John Achilles, Robert Bryant, Glenn Caperton, David Carroll, Matt Dean, Steve Dennis, Kyle Kahrenthold, Derek Hatfield, Chuck Johnson, Rusty Maenias, Mark McDowell, Gary Moyer, Kent Potts. Catchers - Kevin Baxter, Dan Hejl, Greg Landry, Kevin Rusker, Scott Wolfe. Infielders - David Alexander, Kenny Allbritton, Abel Castro, Andy Dawson, John Grimes, Jeff Harp, Jimmy Johnson, Dee Law, Scott Nethery, Dale Redman, Gene Segrist, Michael Tovar, Jim Whattenburger, Bruce Winters, Mike Wooten, Jimmy Zachry. Outfielders - Mike Fowler, Bobby Kohler, Rusty Laughlin, Wes McKenzie, John Moore, Pat Moore, Ned Plum, Steve Roper, Jeff Turner, Jay Zumwalt.

1982 (21-22, 9-12 SWC)

H: (11-3) A: (10-19) N: (0-0)

Head Coach: Kal Segrist

2/20	at UT Arlington	L	3-4
2/20	at UT Arlington	L	5-6
2/21	at UT Arlington	L	0-1
2/21	at UT Arlington	L	2-6
2/26	at Texas Lutheran	W	12-4
2/26	at Texas Lutheran	L	4-7
2/28	at St. Mary's	W	1-0
2/28	at Trinity	W	8-3
3/5	at UTEP	L	2-10
3/5	at UTEP	W	5-4
3/6	at UTEP	L	4-7
3/6	at UTEP	L	7-9
3/14	LUBBOCK CHRISTIAN	W	7-5
3/15	HARDIN-SIMMONS	W	10-6
3/15	HARDIN-SIMMONS	W	12-4
3/16	MIDWESTERN STATE	W	2-1
3/16	MIDWESTERN STATE	W	5-4
3/17	MIDWESTERN STATE	W	6-2
3/17	MIDWESTERN STATE	W	7-1
3/19	at TCU	W	13-2
3/20	at TCU	L	6-7
3/20	at TCU	W	10-6
3/26	BAYLOR	W	13-2
3/27	BAYLOR	W	4-2
3/27	BAYLOR	L	6-11
3/31	at Southwestern	W	6-1
3/31	at Southwestern	L	0-1
4/2	at Rice	W	1-0
4/3	at Rice	L	2-7
4/3	at Rice	L	4-5
4/9	HOUSTON	W	6-3
4/10	HOUSTON	W	8-7
4/10	HOUSTON	L	5-14
4/16	at Texas A&M	L	1-14
4/17	at Texas A&M	L	0-1
4/17	at Texas A&M	L	3-5
4/19	at Oklahoma	L	2-3
4/20	at Oral Roberts	L	1-3
4/21	at Oral Roberts	L	2-8
4/23	at Arkansas	L	6-7
4/24	at Arkansas	W	4-3
4/24	at Arkansas	W	11-8
4/30	TEXAS	L	7-9

PLAYERS: Pitchers - Robert Bryant, David Carroll, Kyle Kahrenthold, Chuck Johnson, Matt Dean, John Achilles, Mark McDowell, Steve Dennis, Derel Hatfield, Gene Segrist, Eric Shirley, Gary Moyer. Catchers - Kevin Rucker, Dan Hejl. Infielders - Jimmy Zachry, Andy Dawson, Scott Nethery, John Grimes, Mike Wooten, Kenny Allbritton, Jeff Harp, Dee Law, Jim Whattenburger, Bruce Winters, Keith Potts. Outfielders - Steve Roper, Pat Moore, Jeff Turner, Ruster Laughlin.

1983 (18-23, 8-13 SWC)

H: (15-13) A: (3-10) N: (0-0)

Head Coach: Kal Segrist

2/18	HARDIN-SIMMONS	L	9-11
2/19	HARDIN-SIMMONS	W	12-6
2/25	NEW MEXICO	W	13-7
2/26	NEW MEXICO	W	11-3
2/26	NEW MEXICO	L	2-3
2/27	NEW MEXICO	W	12-1
3/1	at Lubbock Christian	L	10-12
3/2	LUBBOCK CHRISTIAN	L	10-16
3/4	OKLAHOMA STATE	W	6-4
3/4	OKLAHOMA STATE	W	8-7
3/5	OKLAHOMA STATE	L	4-15
3/12	MIDWESTERN STATE	W	11-0
3/12	MIDWESTERN STATE	W	10-7
3/13	MIDWESTERN STATE	W	8-6
3/13	MIDWESTERN STATE	L	5-11
3/18	at Baylor	L	3-5
3/19	at Baylor	L	4-5
3/19	at Baylor	L	2-3
3/22	at Lubbock Christian	L	5-10
3/23	LUBBOCK CHRISTIAN	L	2-9
3/26	RICE	L	4-23
3/27	RICE	W	4-3
3/27	RICE	L	2-7
3/30	at Trinity	W	8-2
4/1	at Houston	W	9-6
4/2	at Houston	W	21-4
4/2	at Houston	L	2-8
4/9	TEXAS A&M	W	8-5
4/10	TEXAS A&M	W	10-9
4/10	TEXAS A&M	W	11-10
4/16	ARKANSAS	L	1-7
4/16	ARKANSAS	L	7-8
4/17	ARKANSAS	W	10-9
4/22	at Texas	L	3-12
4/23	at Texas	L	1-9
4/23	at Texas	L	2-8
4/26	at Lubbock Christian	L	1-8
4/27	LUBBOCK CHRISTIAN	L	3-8
4/30	TCU	W	4-1
5/1	TCU	L	9-12
5/1	TCU	L	10-11

PLAYERS: Pitchers - Jeff Allen, Dan Anderson, James Durham, Frank Enriquez, Joe Grim, Derek Hatfield, Clay Hollock, Ray Irvin, Rusty Lamar, Mark McDowell, Tim Moore, Lance Peters, Pat Moore, Eric Shirley, Nathan Swindle, Keith Wood, Michael Shull, Greg Landry, Bob Gross. Catchers - Ralph Strathman, Derek Sandoval, Johnny Ross, Glenn MacLeay. Infielders - Johnny Comeaux, David Dundore, John Grimes, Moses Guzman, Morgan Johnston, Rick Junior, Casey Meyers, Greg Phifer, Rex Ramos, Dale Redman, Steve Spalding, Jimmy Zachry. Outfielders - Jeff Turner, Jim Sullivan, Mark Michna, Wes McKenzie, Mitchell Jones, Todd Howey, Donald Edwing, Jeff Davis.



YEAR-BY-YEAR RESULTS

1984 (33-22, 9-12 SWC)

H: (21-7) A: (12-15) N: (0-0)

Head Coach: Gary Ashby

2/17	at Hardin-Simmons	W	19-11
2/18	at Hardin-Simmons	W	5-0
2/18	at Hardin-Simmons	W	6-3
2/21	LUBBOCK CHRISTIAN	L	16-18
2/23	SUL ROSS STATE	W	15-5
2/24	at UTEP	W	25-15
2/25	at UTEP	W	7-3
2/25	at UTEP	L	5-9
2/26	at New Mexico State	W	5-2
2/26	at New Mexico State	L	4-5
3/2	at Lubbock Christian	W	7-3
3/4	WYOMING	L	5-8
3/4	WYOMING	W	22-2
3/6	WYOMING	W	12-3
3/7	at Lubbock Christian	L	10-14
3/11	NEBRASKA-KEARNEY	W	9-2
3/11	NEBRASKA-KEARNEY	W	7-6
3/12	UTEP	L	5-7
3/12	UTEP	L	1-4
3/13	NEBRASKA-KEARNEY	W	7-4
3/14	at Oklahoma State	W	5-4
3/14	at Oklahoma State	L	0-11
3/15	at Oklahoma State	L	2-3
3/17	at TCU	L	9-10
3/17	at TCU	L	2-3
3/18	at TCU	L	3-6
3/20	SUL ROSS STATE	W	3-2
3/20	SUL ROSS STATE	W	22-1
3/21	SUL ROSS STATE	W	8-2
3/23	BAYLOR	W	30-21
3/24	BAYLOR	W	9-3
3/24	BAYLOR	L	19-20
3/27	HARDIN-SIMMONS	W	5-4
3/29	at Trinity	W	14-7
3/31	at Rice	W	5-3
3/31	at Rice	L	6-16
4/1	at Rice	L	8-9
4/3	HARDIN-SIMMONS	W	15-2
4/3	HARDIN-SIMMONS	W	8-6
4/7	HOUSTON	W	13-10
4/7	HOUSTON	W	8-6
4/8	HOUSTON	W	10-5
4/10	NEW MEXICO STATE	W	14-11
4/10	NEW MEXICO STATE	W	19-6
4/13	at Texas A&M	L	3-13
4/13	at Texas A&M	L	6-11
4/14	at Texas A&M	L	8-9
4/19	at Oral Roberts	L	1-3
4/21	at Arkansas	W	8-6
4/21	at Arkansas	W	9-8
4/22	at Arkansas	L	7-9
4/24	GRAND CANYON	W	9-8
4/28	TEXAS	L	3-7
4/28	TEXAS	L	2-8
4/29	TEXAS	W	8-5

PLAYERS: Pitchers - Jeff Allen, Glen Caperton, Mike Correia, Darryl Decker, James Durham, Mike Garrido, Bob Gross, Mike Guerrero, Jim Harycki, Clay Hollock, Jerry Hull, Bret Marshall, Lance Peters, Mark Puckett, Steve Reddell, David Rodriguez, John Ross, Mike Shull, Rod Simon, Nathan Swindle, John Vidales, Keith Wood. Catchers - John Grimes, Greg Landry, Jay Lindstrom, Derek Sandoval. Infielders - Kenny Allbritton, Tommy Dobyns, Greg May, Patrick Nocker, Casey Peterson, Greg Phifer, Dale Redman, Paul Scott, Greg Winder. Outfielders - Jeff Turner, Mark Michna, Wes McKenzie, Mitchell Jones, Todd Howey.

1985 (18-33, 2-19 SWC)

H: (11-17) A: (6-15) N: (1-1)

Head Coach: Gary Ashby

2/9	at New Mexico	W	13-11
2/9	at New Mexico	L	3-18
2/10	at New Mexico	L	6-7
2/16	NEW MEXICO HIGHLANDS	W	12-1
2/16	NEW MEXICO HIGHLANDS	W	20-4
2/17	NEW MEXICO HIGHLANDS	W	2-1
2/17	NEW MEXICO HIGHLANDS	W	15-0
2/22	at Hardin-Simmons	L	7-8
2/26	LUBBOCK CHRISTIAN	L	4-14
North Texas Tournament - Denton, Texas			
3/1	vs. Texas State	W	7-0
3/1	at North Texas	L	3-6
3/2	vs. Texas State	L	2-5
3/2	at North Texas	W	5-3
3/3	at North Texas	L	0-1
3/5	at Sul Ross State	W	6-1
3/6	at Sul Ross State	W	9-5
3/6	at Sul Ross State	W	6-3
Lubbock Intercollegiate Tournament - Lubbock, Texas			
3/9	WICHITA STATE	W	4-3
3/9	at Lubbock Christian	W	16-4
3/10	LUBBOCK CHRISTIAN	L	1-9
3/10	MISSOURI SOUTHERN	W	16-6
3/11	WICHITA STATE	L	6-9
3/11	MISSOURI SOUTHERN	L	9-10
3/12	MISSOURI SOUTHERN	W	11-7
3/13	WICHITA STATE	L	3-13
3/15	at Baylor	L	2-3
3/16	at Baylor	L	0-3
3/16	at Baylor	L	4-5
3/22	RICE	L	8-25
3/23	RICE	W	2-1
3/23	RICE	W	11-10
3/29	at Houston	L	2-8
3/30	at Houston	L	7-13
3/30	at Houston	L	3-20
4/2	HARDIN-SIMMONS	W	3-1
4/4	TEXAS A&M	L	4-16
4/5	TEXAS A&M	L	9-21
4/5	TEXAS A&M	L	5-28
4/9	HARDIN-SIMMONS	L	4-8
4/9	HARDIN-SIMMONS	W	10-2
4/12	ARKANSAS	L	4-14
4/13	ARKANSAS	L	11-14
4/13	ARKANSAS	L	5-22
4/16	LUBBOCK CHRISTIAN	L	6-7
4/17	at Lubbock Christian	L	2-6
4/19	at Texas	L	2-9
4/20	at Texas	L	15-16
4/20	at Texas	L	2-8
4/27	TCU	L	6-7
4/27	TCU	L	8-11
4/28	TCU	L	10-17

PLAYERS: Pitchers - Nathan Swindle, Johnny Vidales, Craig Chapin, Luis Chavez, Clay Hollock, Jeff Kruger, Bret Marshall, Tim Moore, Bill Schutt, Khris Segrist, John Waite. Catchers - Mark Booth, Trae Fowler, Stacy Ragan, Derek Sandoval. Infielders - Dan Spencer, Brian Roper, Peter Nies, Kent Meador, Billy Martin, Phillip Maldonado, Kevin Lowery, Tommy Hernandez, Mike Gustafson, David Geck, Brian Christiansen, Alejandro Aguilar. Outfielders - Jim Darnell, Coby DeHaven, Tommy Harrison, Mike Humphreys, Billy Lance.

1986 (34-25, 7-14 SWC)

H: (19-13) A: (13-12) N: (2-0)

Head Coach: Gary Ashby

2/8	SUL ROSS STATE	W	11-0
2/8	SUL ROSS STATE	W	15-0
2/14	at Hardin-Simmons	W	8-5
2/14	at Hardin-Simmons	W	13-3
2/15	at Hardin-Simmons	W	13-3
2/15	at Hardin-Simmons	L	4-5
2/16	vs. Sul Ross State (Midland)	W	9-2
2/16	vs. Sul Ross State (Midland)	W	15-6
2/21	NEW MEXICO HIGHLANDS	W	3-2
2/21	NEW MEXICO HIGHLANDS	W	11-6
2/22	NEW MEXICO HIGHLANDS	W	7-4
2/22	NEW MEXICO HIGHLANDS	W	17-0
2/24	NEW MEXICO STATE	W	13-5
2/25	NEW MEXICO STATE	W	13-4
2/25	NEW MEXICO STATE	W	18-6
Lubbock Intercollegiate Tournament - Lubbock, Texas			
3/2	UNLV	L	4-5
3/3	WASHINGTON STATE	L	3-9
3/4	LEWIS & CLARK	L	7-13
3/5	UNLV	L	14-15
3/6	LEWIS & CLARK	L	10-16
3/8	at Lubbock Christian	L	18-19
3/8	at Lubbock Christian	W	9-6
3/16	MISSOURI SOUTHERN	W	8-3
3/17	MISSOURI SOUTHERN	W	3-2
3/18	at North Texas	W	14-8
3/18	at North Texas	W	8-4
3/19	at North Texas	W	10-3
3/21	at Rice	W	8-3
3/22	at Rice	W	3-0
3/22	at Rice	W	3-2
3/24	NEBRASKA-KEARNEY	W	16-4
3/25	ST. EDWARD'S	W	6-3
3/25	ST. EDWARD'S	L	4-12
3/26	ST. EDWARD'S	W	6-4
3/27	NEBRASKA-KEARNEY	W	15-9
3/28	HOUSTON	L	6-12
3/29	HOUSTON	W	10-9
3/29	HOUSTON	W	14-8
4/4	at Texas A&M	L	7-17
4/5	at Texas A&M	L	4-10
4/5	at Texas A&M	L	2-12
4/8	at Hardin-Simmons	L	4-6
4/8	at Hardin-Simmons	W	12-1
4/11	at Arkansas	L	3-20
4/12	at Arkansas	L	4-9
4/12	at Arkansas	L	3-8
4/13	at Oklahoma State	L	4-18
4/18	TEXAS	L	5-16
4/19	TEXAS	L	3-6
4/20	TEXAS	L	2-11
4/22	at Lubbock Christian	L	7-10
4/25	at TCU	L	8-15
4/26	at TCU	W	11-8
4/26	at TCU	W	14-6
4/27	SUL ROSS STATE	W	14-7
4/27	SUL ROSS STATE	W	21-3
5/2	BAYLOR	L	3-6
5/3	BAYLOR	L	5-8
5/3	BAYLOR	L	4-11

PLAYERS: Pitchers - Craig Chapin, Luis Chavez, Clay Hollock, Jeff Krueger, Bret Marshall, Tim Moore, Bill Schutt, Khris Segrist, Nathan Swindle, Johnny Vidales, John Waite. Catchers - Mark Booth, Trae Fowler, Stacy Ragan, Derek Sandoval, Brian Roper. Infielders/Outfielders - Dan Spencer, Peter Nies, Kent Meador, Billy Martin, Phillip Maldonado, Kevin Lowery, Tommy Hernandez, Mike Gustafson, David Geck, Brian Christiansen, Alejandro Aguilar.



1987 (21-28, 7-14 SWC)

H: (12-15) A: (9-13) N: (0-0)

Head Coach: Larry Hays

2/6	NEW MEXICO	W	5-3
2/6	NEW MEXICO	W	17-4
2/7	NEW MEXICO	L	8-9
2/13	at Hardin-Simmons	W	10-8
2/13	at Hardin-Simmons	W	14-7
2/14	at Hardin-Simmons	W	8-0
2/14	at Hardin-Simmons	L	4-5
3/1	ST. EDWARD'S	W	5-3
3/1	ST. EDWARD'S	W	8-3
3/4	at Oklahoma State	L	6-13
3/5	at Oklahoma State	L	6-14
3/6	at Oral Roberts	L	3-7
3/7	at Wichita State	L	6-13
3/8	at Wichita State	L	9-11
3/10	COLLEGE OF THE SW	W	18-3
3/10	COLLEGE OF THE SW	W	5-2
3/13	RICE	L	4-6
3/14	RICE	W	8-6
3/14	RICE	L	9-10
3/16	at North Texas	L	0-5
3/16	at North Texas	W	11-3
3/20	at Houston	W	8-5
3/21	at Houston	L	2-3
3/21	at Houston	W	9-8
3/24	COLLEGE OF THE SW	W	15-5
3/24	COLLEGE OF THE SW	L	2-3
3/27	TEXAS A&M	L	7-17
3/28	TEXAS A&M	L	2-10
3/28	TEXAS A&M	L	6-23
3/31	at College of the Southwest	W	5-3
3/31	at College of the Southwest	W	8-2
4/3	ARKANSAS	L	0-2
4/4	ARKANSAS	L	6-8
4/4	ARKANSAS	L	0-9
4/7	SUL ROSS STATE	L	4-9
4/7	SUL ROSS STATE	L	2-10
4/10	at Texas	L	1-11
4/11	at Texas	L	0-11
4/11	at Texas	L	3-8
4/14	HARDIN-SIMMONS	W	24-17
4/14	HARDIN-SIMMONS	L	10-23
4/17	TCU	L	2-8
4/18	TCU	W	4-3
4/18	TCU	W	7-6
4/21	HARDIN-SIMMONS	W	8-5
4/21	HARDIN-SIMMONS	L	6-8
4/24	at Baylor	L	5-7
4/25	at Baylor	W	5-3
4/25	at Baylor	L	2-7

PLAYERS: Pitchers - Luis Chaidez, Kurt Whippley, Dwight Fruge, Bret Marshall, Bill Schutt, Khrist Segrist, Mike Beiras, Pat Black, Byron Farrell, Todd Duewel, John Martow. Catchers - Brian Roper, Scott Fricks, David Coleman, Scott Drury. Infielders - Kevin Lowery, Kevin Meador, Dave Geck, Tommy Hernandez, Dan Spencer, Coby DeHaven, Mike Gustafson, Dax Griffith. Outfielders - Mike Humphreys, Boo Arnold, Bart Alfred, Billy Lance.

1988 (34-25-1, 7-14 SWC)

H: (26-11) A: (7-14-1) N: (1-0)

Head Coach: Larry Hays

2/6	at New Mexico	L	4-10
2/6	at New Mexico	W	21-4
2/7	at New Mexico	T	10-10
2/12	at Loyola Marymount	L	8-13
2/13	at Loyola Marymount	L	5-10
2/14	at Loyola Marymount	L	0-6
2/15	vs. Biola (La Mirada, Calif.)	L	5-11
2/16	vs. College of Idaho (La Mirada, Calif.)	W	10-3
2/17	at San Diego State	L	4-11
2/19	NEW MEXICO HIGHLANDS	W	7-6
2/19	NEW MEXICO HIGHLANDS	W	9-2
2/20	NEW MEXICO HIGHLANDS	W	17-7
2/20	NEW MEXICO HIGHLANDS	W	12-4
2/26	NEW MEXICO STATE	W	10-0
2/26	NEW MEXICO STATE	W	7-6
2/27	NEW MEXICO STATE	W	11-5
3/4	ST. EDWARD'S	W	10-3
3/5	ST. EDWARD'S	W	17-2
3/12	MISSOURI SOUTHERN	W	13-3
3/12	MISSOURI SOUTHERN	W	13-6
3/13	MISSOURI SOUTHERN	W	9-2
3/14	MISSOURI SOUTHERN	W	13-2
3/14	MISSOURI SOUTHERN	W	12-2
3/15	MISSOURI SOUTHERN	W	11-4
3/15	MISSOURI SOUTHERN	L	3-8
3/16	WICHITA STATE	L	2-8
3/16	WICHITA STATE	W	6-2
3/18	at Rice	L	3-4
3/19	at Rice	W	2-1
3/19	at Rice	W	11-9
3/22	ORAL ROBERTS	L	9-11
3/23	ORAL ROBERTS	W	9-8
3/25	HOUSTON	W	10-9
3/26	HOUSTON	L	3-5
3/26	HOUSTON	W	4-1
3/29	at Hardin-Simmons	W	8-4
3/30	at Hardin-Simmons	W	3-2
4/1	at Texas A&M	L	3-11
4/2	at Texas A&M	L	0-10
4/2	at Texas A&M	L	3-5
4/5	SUL ROSS STATE	W	9-0
4/5	SUL ROSS STATE	W	10-0
4/8	at Arkansas	L	6-7
4/9	at Arkansas	W	11-8
4/9	at Arkansas	L	4-5
4/12	COLLEGE OF THE SW	L	1-3
4/12	COLLEGE OF THE SW	W	9-1
4/15	TEXAS	L	12-13
4/16	TEXAS	L	1-2
4/16	TEXAS	L	9-11
4/18	HARDIN-SIMMONS	L	6-10
4/19	HARDIN-SIMMONS	W	9-6
4/22	at TCU	L	1-6
4/23	at TCU	L	4-11
4/23	at TCU	W	6-2
4/26	COLLEGE OF THE SW	W	9-2
4/26	COLLEGE OF THE SW	W	6-3
4/29	BAYLOR	L	5-8
4/30	BAYLOR	W	5-2
4/30	BAYLOR	L	5-6

PLAYERS: Pitchers - Lynn Grimes, Rodney Steph, Kurt Shiple, Eric Kleinsorge, Dwight Fruge, Bret Marshall, King Hodson, Todd Duewel, Kyle Guerry, Kevin Kirk, Byron Farrell, Pat Black, Mike Beiras. Catchers - D'Nard Arthur, Charles Smith, Brian Roper, DH - Mark Helms. Infielders - Kevin Lowery, Matt Martin, Tommy Hernandez, Lynn Vanlandingham, Mike Gustafso. Outfielders - Mike Humphreys, Gilbert Arredondo, Bob Deller, Donald Harris, Joe Mendazona, Shawn Byrne, Jeff Boyston, Grant Feauto.

1989 (32-22, 9-12 SWC)

H: (25-10) A: (7-12) N: (0-0)

Head Coach: Larry Hays

2/9	at #10 Arizona State	L	3-5
2/10	at #10 Arizona State	L	1-7
2/11	at #10 Arizona State	L	8-9
2/21	at Hardin-Simmons	W	6-5
2/21	at Hardin-Simmons	W	4-1
2/24	NEW MEXICO STATE	W	8-2
2/25	NEW MEXICO STATE	W	13-8
2/25	NEW MEXICO STATE	W	12-11
2/26	NEW MEXICO STATE	W	4-3
3/6	NEBRASKA-KEARNEY	W	16-3
3/6	NEBRASKA-KEARNEY	W	13-1
3/7	NEBRASKA-KEARNEY	W	3-0
3/7	NEBRASKA-KEARNEY	W	19-3
3/8	WYOMING	W	12-6
3/9	WYOMING	W	18-3
3/10	WYOMING	L	4-10
3/11	WYOMING	L	4-10
3/13	NEW MEXICO HIGHLANDS	W	8-3
3/13	NEW MEXICO HIGHLANDS	W	3-1
3/14	NEW MEXICO HIGHLANDS	W	12-2
3/14	NEW MEXICO HIGHLANDS	W	16-7
3/16	at Oral Roberts	W	6-5
3/17	at Oral Roberts	W	5-4
3/18	at Wichita State	L	4-8
3/21	at Wichita State	L	4-16
3/21	at Wichita State	L	2-8
3/24	TEXAS A&M	L	2-27
3/25	TEXAS A&M	L	1-15
3/25	TEXAS A&M	L	4-11
3/28	COLLEGE OF THE SW	W	5-4
3/31	ARKANSAS	L	10-12
4/1	ARKANSAS	L	2-3
4/1	ARKANSAS	L	5-6
4/4	SUL ROSS STATE	W	5-2
4/4	SUL ROSS STATE	W	9-0
4/7	at Texas	L	2-8
4/8	at Texas	L	3-13
4/8	at Texas	L	1-4
4/14	TCU	W	6-4
4/15	TCU	W	5-3
4/15	TCU	W	16-5
4/18	HARDIN-SIMMONS	L	5-6
4/18	HARDIN-SIMMONS	L	2-9
4/21	at Baylor	W	4-0
4/22	at Baylor	L	2-3
4/22	at Baylor	W	8-6
4/25	COLLEGE OF THE SW	W	6-2
4/25	COLLEGE OF THE SW	W	13-6
4/28	RICE	W	15-5
4/29	RICE	W	4-3
4/29	RICE	W	12-9
5/5	at Houston	W	6-4
5/6	at Houston	L	3-7
5/6	at Houston	L	3-9

PLAYERS: Pitchers - Jeff Beck, Brian Boesiger, Chris Eddy, Kyle Guerry, King Hodson, Kevin Kirk, Eric Kleinsorge, Grant Lindsay, James Mauldin, Kurt Shiple, Rodney Steph, Mike Wiczorek. Catchers - Brian Roper, Mark Helms, John Carter, D'Nard Arthur, Randy Deal. Infielders - Chris Stegent 1B, Matt Martin SS, Greg Kobza 1B, Shannon Hays, Mike Gustafson, Kyle Ford SS, Sonny Dykes 1B. Outfielders - Gilbert Arredondo, Jeff Boydston, Bob Deller, Donald Harris, Joe Mendazona, Chris Moore, Brian Pierce.



YEAR-BY-YEAR RESULTS

1990 (31-29, 5-16 SWC)

H: (24-12) A: (5-17) N: (2-0)

Head Coach: Larry Hays

2/2	NEW MEXICO	W	15-6
2/3	NEW MEXICO	W	2-0
2/3	NEW MEXICO	L	8-11
2/9	CAMERON	W	10-6
2/9	CAMERON	W	12-0
2/10	CAMERON	W	15-8
2/10	CAMERON	W	13-4
2/19	NEW MEXICO HIGHLANDS	W	6-2
2/19	NEW MEXICO HIGHLANDS	W	10-0
2/22	at New Mexico State	L	7-13
2/23	at New Mexico State	L	8-14
2/24	at New Mexico State	L	3-4
2/25	at New Mexico State	L	9-26
2/27	at Arizona State	L	4-5
2/28	at Arizona State	L	6-8
3/3	NEW MEXICO HIGHLANDS	W	7-1
3/3	NEW MEXICO HIGHLANDS	W	4-3
3/4	OKLAHOMA CITY	L	5-9
3/6	at Hardin-Simmons	W	17-2
3/6	at Hardin-Simmons	W	10-3
Louisiana Classic - Lafayette, La.			
3/9	vs. UT Arlington	W	2-0
3/9	at UL Lafayette	L	4-5
3/10	at UL Lafayette	W	8-7
3/11	vs. UT Arlington	W	6-0
3/12	NEW MEXICO HIGHLANDS	W	6-5
3/13	ST. EDWARD'S	W	14-2
3/13	ST. EDWARD'S	W	12-3
3/16	HOUSTON	L	7-10
3/17	HOUSTON	W	7-2
3/17	HOUSTON	W	5-4
3/20	COLLEGE OF THE SW	L	7-11
3/20	COLLEGE OF THE SW	W (No-Hitter)	11-0
3/23	at Texas A&M	L	0-11
3/24	at Texas A&M	L	0-9
3/24	at Texas A&M	L	1-3
3/26	NEBRASKA	L	3-8
3/27	NEBRASKA	W	5-4
3/31	at Arkansas	L	5-6
3/31	at Arkansas	L	6-7
4/1	at Arkansas	L	4-12
4/3	SUL ROSS STATE	W	6-2
4/3	SUL ROSS STATE	W	16-3
4/7	TEXAS	L	2-6
4/8	TEXAS	L	2-7
4/8	TEXAS	L	6-15
4/10	HARDIN-SIMMONS	W	5-1
4/10	HARDIN-SIMMONS	W	4-3
4/13	at TCU	W	9-0
4/14	at TCU	L	5-6
4/14	at TCU	W	6-3
4/20	BAYLOR	L	0-10
4/21	BAYLOR	W	2-1
4/21	BAYLOR	L	3-5
4/27	NEW MEXICO STATE	L	0-8
4/27	NEW MEXICO STATE	W	7-1
4/28	NEW MEXICO STATE	W	7-6
4/28	NEW MEXICO STATE	L	3-6
5/11	at Rice	L	4-5
5/12	at Rice	L	1-5
5/12	at Rice	L	0-3

PLAYERS: Pitchers - Rodney Steph, Kurt Shipley, Grant Lindsay, Brian Boesiger, Kyle Guerry, Bubba Johnson, Jason Kestner, Lucio Chaidéz, Kevin Kirk, Jeff Peck, King Hodson, Pete Adrizzone, John Macatee, Matt Benson. Catchers - Tony Tijerina, Mike Magill, D'Nard Arthur, Jimmy Webster. Infielders - Matt Marin, Mark Ward, Tim Tadlock, Sonny Dykes, Mike Adams, Shannon Hays, Grant Hammersley. Outfielders - Chris Moore, Mike Kinney, Kent Blasingame, Jeff Boydston, Todd Cleveland, Joe Mendazona.

1991 (42-18, 9-12 SWC)

H: (30-8) A: (8-9) N: (4-1)

Head Coach: Larry Hays

2/8	NEW MEXICO STATE	W	5-2
2/9	NEW MEXICO STATE	W	20-3
2/10	NEW MEXICO STATE	W	11-6
2/11	at New Mexico	W	10-9
2/12	at New Mexico	W	13-5
2/15	NEW MEXICO HIGHLANDS	W	3-1
2/16	NEW MEXICO HIGHLANDS	W	12-1
2/17	AIR FORCE	L	7-8
2/17	AIR FORCE	W	8-4
2/18	CAMERON	W	5-3
Diablo Classic - El Paso, Texas			
2/22	vs. Oklahoma	W	10-0
2/23	vs. New Mexico State	W	6-3
2/23	vs. Wyoming	W	6-2
2/24	vs. Oklahoma	L	3-7
2/25	WESTERN NEW MEXICO	W	7-4
2/26	WESTERN NEW MEXICO	W	6-0
Desert Classic - Phoenix, Ariz.			
3/2	vs. Sam Houston State	W	5-4
3/3	at Grand Canyon	W	10-4
3/4	at Grand Canyon	W	4-3
3/5	at Arizona State	L	12-18
3/6	at Arizona State	L	5-6
3/9	WICHITA STATE	L	3-8
3/10	WICHITA STATE	W	4-2
3/13	HOWARD PAYNE	W	12-4
3/13	HOWARD PAYNE	W	13-2
3/15	RICE	W	6-4
3/16	RICE	W	4-1
3/16	RICE	W	13-10
3/18	NEBRASKA-KEARNEY	W	9-2
3/19	NEBRASKA-KEARNEY	W	13-1
3/19	NEBRASKA-KEARNEY	W	19-0
3/20	NEBRASKA-KEARNEY	W	12-6
3/22	at Houston	L	2-6
3/23	at Houston	W	4-1
3/23	at Houston	L	0-1
3/25	NEBRASKA	L	5-10
3/26	NEBRASKA	W	11-10
3/29	TEXAS A&M	L	0-4
3/30	TEXAS A&M	W	4-3
3/30	TEXAS A&M	W	10-9
4/2	SUL ROSS STATE	W	20-6
4/2	SUL ROSS STATE	W	18-1
4/5	ARKANSAS	W	4-1
4/6	ARKANSAS	L	10-18
4/6	ARKANSAS	L	2-6
4/9	HARDIN-SIMMONS	W	4-0
4/9	HARDIN-SIMMONS	W	9-1
4/12	at Texas	L	4-14
4/13	at Texas	L	0-1
4/13	at Texas	W	1-0
4/16	COLLEGE OF THE SW	W	2-1
4/16	COLLEGE OF THE SW	W	5-4
4/19	TCU	L	5-9
4/20	TCU	L	1-2
4/20	TCU	W	6-1
4/23	HARDIN-SIMMONS	W	8-3
4/23	HARDIN-SIMMONS	W	7-4
4/26	at Baylor	L	1-12
4/27	at Baylor	L	1-2
4/27	at Baylor	L	2-3

PLAYERS: Pitchers - Jeff Shaffer, Damon Treadway, Rodney Steph, John Macatee, Mark Brandenburg, Travis Gage, Travis Driskill, Kevin Kirk, Jason Kestner, Grant Lindsay, Lucio Chaidéz, Gabe Salazar. Catchers - D'Nard Arthur, Mike Magill, Tony Tijerina. Infielders - Ryan Daly, Grant Hammersley, Mike Adams, Tim Tadlock, Darrin Glenn, Bryce Cunningham, Greg Cushman, Jon Mize, Chris Pool.

1992 (29-25, 15-19 SWC)

H: (24-10) A: (5-15) N: (0-0)

Head Coach: Larry Hays

1/24	HOWARD PAYNE	W	14-1
1/25	HOWARD PAYNE	W	7-0
1/25	HOWARD PAYNE	W	12-0
1/30	at Grand Canyon	W	15-8
1/31	at Grand Canyon	L	5-11
2/1	at Arizona State	L	3-4
2/2	at Arizona State	L	1-3
2/7	at Texas	L	1-2
2/8	at Texas	L	4-9
2/9	at Texas	L	4-5
2/14	TCU	W	3-2
2/15	TCU	L	1-5
2/15	TCU	L	2-9
2/21	at Baylor	W	3-1
2/23	at Baylor	L	0-4
2/23	at Baylor	W	5-4
2/28	RICE	W	6-3
2/29	RICE	W	6-2
2/29	RICE	W	13-5
3/6	NEW MEXICO	W	4-0
3/7	NEW MEXICO	L	0-1
3/8	NEW MEXICO	W	6-1
3/13	at Texas A&M	L	1-2
3/14	at Texas A&M	L	2-7
3/14	at Texas A&M	L	1-2
3/16	NEW MEXICO HIGHLANDS	W	14-1
3/17	NEW MEXICO HIGHLANDS	W	17-0
3/17	NEW MEXICO HIGHLANDS	W	5-4
3/18	NEW MEXICO HIGHLANDS	W	21-5
3/20	HOUSTON	W	9-8
3/21	HOUSTON	L	1-7
3/21	HOUSTON	W	10-9
3/24	NEBRASKA-KEARNEY	W	12-2
3/27	at Rice	W	13-5
3/28	at Rice	W	3-2
3/28	at Rice	L	3-5
4/4	TEXAS A&M	L	0-1
4/4	TEXAS A&M	W	1-0
4/5	TEXAS A&M	W	3-1
4/10	at TCU	L	1-2
4/11	at TCU	L	1-3
4/11	at TCU	L	4-5
4/14	LUBBOCK CHRISTIAN	L	3-8
4/17	CAMERON	W	5-1
4/17	CAMERON	L	3-7
4/18	CAMERON	W	14-2
4/18	CAMERON	W	11-3
4/23	TEXAS	L	4-5
4/24	TEXAS	L	9-10
4/25	TEXAS	L	1-8
5/1	BAYLOR	W	3-2
5/2	BAYLOR	W	5-2
5/2	BAYLOR	W	10-4
5/15	HOUSTON	L	1-6

PLAYERS: Pitchers - Mike Wilson, Mike Copple, Geoff Covalt, Kip McFarlin, John Macatee, Kevin Kirk, Mark Brandenburg, Eric McLaughlin, J.J. Varney, Grant Lindsay, Jeff Shaffer, Chris Miller, Allan Wolf, Travis Gage, Corey Zelinski. Catchers - Darin Erculiani, Matt Smith, Sean Sharpe. Infielders - Ryan Elizondo, George Kilford, Jeff Schultz, Trey Forkerway, Jon Mize, Trent Petrie.



1993 (43-15, 11-7 SWC)

H: (33-2) A: (6-10) N: (4-3)

Head Coach: Larry Hays

2/12	HOWARD PAYNE	W	6-0
2/12	HOWARD PAYNE	W	4-3
2/13	HOWARD PAYNE	W	7-1
2/13	HOWARD PAYNE	W	12-6
2/19	CAMERON	W	27-0
2/19	CAMERON	W	17-2
2/20	CAMERON	W	13-3
2/20	CAMERON	W	23-0
2/25	at New Mexico	L	10-15
2/26	at New Mexico	W	12-5
2/27	at New Mexico	L	0-12
3/1	ORAL ROBERTS	W	6-0
3/2	ORAL ROBERTS	W	4-3
3/5	BAYLOR	W	1-0 (10)
3/6	BAYLOR	L	4-7
3/6	BAYLOR	W	10-6
3/11	at Grand Canyon	L	4-5
3/12	at Grand Canyon	W	5-1
3/13	at Grand Canyon	L	1-4
Johnny Quik Classic - Fresno, Calif.			
3/15	vs. Kansas State	W	3-2
3/16	at Fresno State	L	2-4
3/17	vs. Arizona	W	4-0
3/18	vs. Clemson	L	0-5
3/19	vs. Missouri State	W	7-3
3/20	vs. Arizona	W	11-8
3/22	NEBRASKA-KEARNEY	W	10-3
3/23	NEBRASKA-KEARNEY	W	6-5
3/23	NEBRASKA-KEARNEY	W	18-4
3/24	NEBRASKA-KEARNEY	W	17-8
3/26	RICE	W	17-2
3/27	RICE	W	5-4
3/27	RICE	W	8-5
3/30	EASTERN NEW MEXICO	W	8-0
3/30	EASTERN NEW MEXICO	W	11-2
4/2	at Houston	W	13-2
4/3	at Houston	L	1-3
4/3	at Houston	W	4-3
4/5	COLLEGE OF THE SW	W	16-2
4/5	COLLEGE OF THE SW	W	18-2
4/9	at Texas A&M	L	1-6
4/10	at Texas A&M	L	4-11
4/10	at Texas A&M	L	3-4
4/13	LUBBOCK CHRISTIAN	W	8-2
4/16	GRAND CANYON	W	2-1 (10)
4/17	GRAND CANYON	W	7-6
4/18	GRAND CANYON	W	10-6
4/20	ABILENE CHRISTIAN	W	4-2
4/20	ABILENE CHRISTIAN	W	13-5
4/23	TEXAS	L	2-4
4/24	TEXAS	W	13-6
4/25	TEXAS	W	5-4 (10)
4/27	EASTERN NEW MEXICO	W	4-1
4/27	EASTERN NEW MEXICO	W	9-3
4/30	at TCU	W	8-6 (10)
5/1	at TCU	W	9-8
5/1	at TCU	L	7-11

SWC Tournament - Austin, Texas

5/13	vs. Baylor	L	4-6
5/14	vs. Texas A&M	L	8-10

PLAYERS: Pitchers - Kip McFarlin, Geoff Covalt, Mike Copple, Kevin Hannah, Travis Driskill, John Macatee, Chris Reed, Eric McLaughlin, J.J. Varney, Jeff Johnston, Shane Butler, Travis Gage, Jon Davis. Catchers - Robin Harriss, Matt Smith. Infielders - Jason Brooks SS, Brody Gregg 2B, George Kilford SS, Randy DuRoss 1B, Jeff Schulz 3B, Tre Forkerway 2B, Saul Bustos 3B, Sean Wertz 1B, John Tole 1B.

1994 (40-17, 12-6 SWC)

H: (25-6) A: (6-8) N: (9-3)

Head Coach: Larry Hays

2/10	at Grand Canyon	L	1-7
2/11	at Grand Canyon	L	4-6
2/12	at Grand Canyon	L	4-6
2/14	vs. New Mexico State	W	4-0
2/15	vs. New Mexico State	L	0-7
2/16	vs. New Mexico State	W	5-0
2/18	HOWARD PAYNE	W	5-0
2/18	HOWARD PAYNE	W	10-5
2/19	HOWARD PAYNE	W	25-2
2/19	HOWARD PAYNE	W	10-6
2/22	EASTERN NEW MEXICO	W	5-0
2/22	EASTERN NEW MEXICO	W	10-4
2/25	NEW MEXICO	W	15-1
2/26	NEW MEXICO	W	8-4
2/26	NEW MEXICO	W	8-1
3/3	NEW MEXICO STATE	L	4-8
3/4	NEW MEXICO STATE	W	13-1
3/5	NEW MEXICO STATE	W	8-1
3/7	WYOMING	W	9-2
3/9	WYOMING	L	3-6
3/11	TCU	W	1-0
3/12	TCU	L	1-6
3/12	TCU	W	8-4
Citrus Tournament - Edinburg, Texas			
3/14	vs. St. John's	W	2-0
3/17	vs. Miami (Ohio)	W	19-0
3/17	vs. New York Tech	W	11-2
3/18	vs. Miami (Ohio)	W	2-1
3/18	vs. New York Tech	L	4-6
3/19	vs. St. John's	W	2-0
3/20	MANKATO STATE	W	18-4
3/21	NEBRASKA-KEARNEY	W	6-1
3/22	MANKATO STATE	W	19-3
3/23	NEBRASKA-KEARNEY	W	18-4
3/26	at Baylor	L	0-4
3/26	at Baylor	W	10-5
3/28	at Baylor	W	4-1
4/1	at Oklahoma	W	6-3
4/2	at Oklahoma	L	8-10
4/4	at Wichita State	L	8-10
4/8	HOUSTON	W	11-3
4/9	HOUSTON	W	11-4
4/9	HOUSTON	W	11-8
4/12	WEST TEXAS A&M	W	23-2
4/13	UT ARLINGTON	W	12-5
4/15	TEXAS A&M	L	5-8 (10)
4/16	TEXAS A&M	W	9-5
4/16	TEXAS A&M	W	6-5
4/22	at Rice	W	10-2
4/23	at Rice	L	2-12
4/23	at Rice	L	4-7
4/29	at Texas	W	6-0
4/30	at Texas	L	6-9
5/1	at Texas	W	4-2
SWC Tournament - Austin, Texas			
5/12	vs. Rice	W	12-11
5/14	at Texas	L	1-2
5/15	vs. Rice	W	2-1
5/15	at Texas	L	3-4 (12)

PLAYERS: Pitchers - Eric McLaughlin, Ryan Nye, Kelly Free, Jimmy Frush, Travis Smith, Jason Whittle, Eric Newman, Kevin Hannah, Jon Davis, Matt Miller, Jeff Peck, Shane Butler. Catchers - David Lindstrom, Robin Harriss. Infielders - Jason Totman 2B, Luke Potter 2B, Saul Bustos SS, Clint Bryant 3B, Clint Roddy INF, Randy DuRoss 1B, Tony Polizzi SS. Outfielders - Matt Sch-nabel, Ben Murray, Brody Gregg, Matt DuBuc, Marshall Bennett, Dax Holmstead, Mitch King, Neal Leonard, Brandon Welch.

1995 (51-14, 16-8 SWC)

H: (29-3) A: (15-8) N: (7-3)

Head Coach: Larry Hays

SWC CHAMPIONS SWC TOURNAMENT CHAMPIONS

2/3	at #13 Arizona State	L	3-6
2/4	at #13 Arizona State	W	10-2
2/5	at #13 Arizona State	L	2-5
2/6	at Grand Canyon	W	15-8
2/7	at Grand Canyon	W	4-1
2/10	WEST TEXAS A&M	W	16-2
2/14	WEST TEXAS A&M	W	10-5
2/17	at New Mexico	W	8-1
2/18	at New Mexico	W	23-6
2/19	at New Mexico	W	9-8
2/21	COLLEGE OF THE SW	W	17-0
2/25	#3 OKLAHOMA	W	5-4 (12)
2/26	#3 OKLAHOMA	L	4-16
3/4	#9 WICHITA STATE	W	15-6
3/4	TEMPLE	W	17-2
3/5	WICHITA STATE	W	7-6 (10)
3/5	TEMPLE	W	14-0
3/7	TEMPLE	W	24-10
3/7	TEMPLE	W	11-0
3/9	TEMPLE	W	17-3
3/10	MIAMI (OHIO)	W	4-2
3/11	MIAMI (OHIO)	W	8-1
3/11	TEMPLE	W	15-9
3/12	MIAMI (OHIO)	W	17-0

SWC First Pitch Tournament - Houston, Texas

3/16	vs. #7 Texas	W	4-3
3/17	vs. Houston	W	9-7
3/18	vs. #13 Rice	W	9-2
3/19	vs. TCU	L	4-5
3/23	GRAND CANYON	W	10-1
3/24	GRAND CANYON	W	6-2
3/25	GRAND CANYON	W	9-8 (10)
3/26	WEST TEXAS A&M	W	4-3
3/31	at TCU	W	5-3
4/1	at TCU	L	3-4
4/1	at TCU	L	2-3
4/7	at Houston	L	6-7
4/8	at Houston	W	6-5
4/8	at Houston	W	15-9
4/11	at UT Arlington	W	4-1
4/12	at UT Arlington	W	6-4
4/14	#9 TEXAS	W	26-17
4/15	#9 TEXAS	L	7-10
4/15	#9 TEXAS	W	11-10 (10)
4/18	UT ARLINGTON	W	9-8
4/18	UT ARLINGTON	W	10-9
4/21	at #17 Texas A&M	L	4-6
4/22	at #17 Texas A&M	W	13-6
4/22	at #17 Texas A&M	W	4-0
4/23	at #17 Texas A&M	L	8-9 (10)
4/28	#11 RICE	L	5-11
4/29	#11 RICE	W	15-3
4/29	#11 RICE	W	8-3
5/12	BAYLOR	W	8-4
5/13	BAYLOR	W	11-6
5/13	BAYLOR	W	23-1
5/14	BAYLOR	W	13-3

SWC Tournament - College Station, Texas

5/18	vs. #13 Texas	W	9-3
5/19	at #19 Texas A&M	W	6-5
5/20	at #19 Texas A&M	L	4-9
5/21	at #19 Texas A&M	W	8-6

NCAA Midwest I Regional - Wichita, Kan.

5/27	vs. Providence	W	24-5
5/28	vs. Arkansas	W	14-10
5/28	at #15 Stanford	W	3-1
5/29	at #15 Stanford	L	2-3
5/30	at #15 Stanford	L	5-6

PLAYERS: Pitchers - Jimmy Frush, Tim Davidson, Jeff Peck, Kirk Ulrich, Travis Smith, Brandon Kolb, Matt Miller, Ryan Brewer, Kelly Free, Mike McCreary, Josh Belovsky, Andy Gonzales. Catchers - Neal Leonard, Logan Miller. Infielders - Clint Bryant 3B, Randy DuRoss 1B, Sergio Martinez INF, Marcus McCain INF, Dion Ruecker SS, Jason Totman 2B.

SEASON NOTES

- First-ever NCAA Appearance
- School record 51 victories
- Won Southwest Conference Tournament championship
- Six consensus All-Americans (Bryant, Totman, DuRoss, Welch, Ruecker, Miller)
- Six All SWC honorees (Bryant POY, Totman, DuRoss, Lindstrom, Peck, Frush)
- Led nation in doubles, batting average and total bases
- Ranked nationally for first time in program history
- Final Rankings: 8th-Baseball America, 9th-USA Today, 10th-Collegiate Baseball



YEAR-BY-YEAR RESULTS

1996 (49-15, 15-9 SWC)

H: (32-6) A: (10-7) N: (7-2)

Head Coach: Larry Hays

2/2	at #29 San Diego State	W	5-3
2/3	at #29 San Diego State	W	3-1
2/4	at #29 San Diego State	W	5-4
Olive Garden Classic - Kissimmee, Fla.			
2/10	vs. #40 North Carolina	W	12-4
2/11	vs. #5 Georgia Tech	W	8-4
2/12	vs. Wake Forest	W	5-1
Arizona State Tournament - Tempe, Ariz.			
2/15	vs. Nebraska	W	7-3
2/16	vs. Northwestern	W	11-4
2/17	at #6 Arizona State	W	4-2
2/18	at #6 Arizona State	L	16-17
2/19	at Grand Canyon	W	6-3
2/20	at Grand Canyon	W	12-8
Red Raider Classic - Lubbock, Texas			
2/22	NEW MEXICO	W	8-5
2/23	EASTERN MICHIGAN	W	11-1
2/24	NEW MEXICO	W	12-2
2/25	NEW MEXICO	W	13-4
2/26	EASTERN MICHIGAN	W	11-8
2/29	EASTERN MICHIGAN	W	9-4
3/1	EASTERN MICHIGAN	W	24-2
3/2	EASTERN MICHIGAN	W	5-3 (10)
3/3	EASTERN MICHIGAN	W	28-8
3/8	WEST TEXAS A&M	W	7-0
3/9	WEST TEXAS A&M	W	14-0
3/10	AIR FORCE	W	11-4
3/10	AIR FORCE	W	10-4
SWC First Pitch - Houston, Texas			
3/14	vs. #23 Texas	L	3-9
3/15	vs. Houston	W	14-5
3/15	vs. #9 Rice	W	14-8
3/16	vs. TCU	L	2-3
3/19	UT ARLINGTON	W	3-1
3/20	UT ARLINGTON	W	10-4
3/22	at Baylor	W	23-6
3/23	at Baylor	L	0-8
3/23	at Baylor	W	24-2
3/24	at Baylor	W	11-3
3/29	#14 TEXAS A&M	W	26-9
3/30	#14 TEXAS A&M	W	7-5
3/30	#14 TEXAS A&M	W	10-7
3/31	#14 TEXAS A&M	W	12-1
4/2	Midland Angels (Exh)	L	6-7
4/5	at Rice	L	5-6
4/6	at Rice	L	5-10
4/6	at Rice	W	8-1
4/12	at #15 Texas	L	4-7
4/13	at #15 Texas	L	2-3
4/13	at #15 Texas	L	2-3
4/21	COLLEGE OF THE SW	W	26-0
4/22	COLLEGE OF THE SW	W	16-4
4/23	UT ARLINGTON	W	11-4
4/24	UT ARLINGTON	W	8-3
4/26	HOUSTON	W	11-1
4/27	HOUSTON	L	1-5
4/27	HOUSTON	W	9-2
5/11	TCU	L	4-7
5/11	TCU	W	9-6
5/12	TCU	W	23-7
SWC Tournament - Lubbock, Texas			
5/15	HOUSTON	W	11-5
5/16	RICE	L	3-7
5/17	TCU	W	10-6
5/18	BAYLOR	W	10-4
5/18	TEXAS	L	7-8
NCAA Central Regional - Lubbock, Texas			
5/23	FRESNO STATE	L	5-12
5/24	AKRON	W	7-2
5/25	FRESNO STATE	W	13-2
5/26	#1 SOUTHERN CALIFORNIA	L	10-13 (11)

PLAYERS: Pitchers - Zach Stewart, Brad Ralston, Ryan Brewer, Jimmy Frush, Matt Miller, Chad Reynolds, Kirk Ulrich, Jeff Peck, Monty Ward, Zane Kemp, Tim Davidson, James Bowman. Catchers - David Lindstrom, Brian Fox, Ben Sokolovic. Infielders - Clint Bryant 3B, Stubby Clapp 2B, Dion Ruecker SS, Joe Dillon 1B, Roger Bledsoe 2B. Outfielders - Matt Kastelic, Brad Davis, Chris Chiprez, Marshall Bennett, Sergio Martinez, Duane Price.

1997 (46-14, 23-7 BIG 12)

H: (29-7) A: (14-6) N: (3-1)

Head Coach: Larry Hays

BIG 12 CHAMPIONS

2/11	TCU	L	1-10
2/16	PANHANDLE STATE	W	12-2
2/17	EASTERN NEW MEXICO	W	9-4
2/18	EASTERN NEW MEXICO	W	17-2
2/21	SOUTHERN ILLINOIS	W	8-5
2/22	SOUTHERN ILLINOIS	W	8-1
2/22	SOUTHERN ILLINOIS	W	9-4
2/28	NEW MEXICO STATE	W	16-6
3/2	NEW MEXICO STATE	W	6-5
3/2	NEW MEXICO STATE	W	8-0
3/3	WEST TEXAS A&M	W	27-7
3/4	WEST TEXAS A&M	W	10-4
3/7	at #12 Texas	L	6-7
3/8	at #12 Texas	W	5-4
3/9	at #12 Texas	W	10-6
3/10	WEST TEXAS A&M	W	7-2
3/11	WEST TEXAS A&M	W	9-1
3/15	IOWA STATE	W	14-0
3/15	IOWA STATE	W	7-0
3/16	IOWA STATE	W	6-4
3/18	COLLEGE OF THE SW	W	12-1
3/21	at #19 Baylor	W	8-5
3/22	at #19 Baylor	L	2-3
3/23	at #19 Baylor	W	16-3
3/24	HOWARD PAYNE	W	24-7
3/25	COLLEGE OF THE SW	W	31-3
3/28	#10 OKLAHOMA STATE	L	4-6
3/29	#10 OKLAHOMA STATE	W	12-10
3/30	#10 OKLAHOMA STATE	W	7-6
4/1	at TCU	W	9-3
4/2	at TCU	W	10-5
4/5	at Missouri	W	16-6
4/5	at Missouri	W	18-5
4/6	at Missouri	W	4-2
4/11	KANSAS	W	10-0
4/12	KANSAS	W	18-8
4/13	KANSAS	L	3-5
4/15	GRAND CANYON	W	20-8
4/16	GRAND CANYON	W	21-3
4/18	at Kansas State	W	11-6
4/19	at Kansas State	W	6-1
4/20	at Kansas State	W	12-7
4/22	NEBRASKA	W	9-3
4/23	NEBRASKA	W	13-6
4/23	NEBRASKA	W	8-6
4/26	at #14 Oklahoma	L	4-5
4/27	at #14 Oklahoma	W	6-1
4/27	at #14 Oklahoma	W	18-6
4/29	at New Mexico State	L	11-12
4/30	at New Mexico State	L	17-19
5/9	#18 TEXAS A&M	W	12-9
5/10	#18 TEXAS A&M	L	3-5
5/11	#18 TEXAS A&M	L	11-13
Big 12 Championships (Bricktown Ballpark) - Oklahoma City, Okla.			
5/15	vs. Missouri	W	12-2
5/16	vs. #14 Oklahoma	L	3-5
5/16	vs. #15 Texas A&M	W	9-6
5/17	vs. #12 Oklahoma State	W	7-6
5/18	vs. #14 Oklahoma	L	17-19
NCAA Central Lubbock Regional - Lubbock, Texas			
5/22	TEXAS STATE	L	6-7 (11)
5/23	MISSOURI STATE	L	2-4

PLAYERS: Pitchers - Jeff Peck, Jimmy Frush, Monty Ward, David Therneau, Shane Wright, Kirk Ulrich, Brad Ralston, Jason Gooding, Jimmy Hooper, Zach Stewart, Chad Reynolds. Catchers - Josh Bard, Brandon Buckley, Ben Sokolovic, Brent Huddleston. Infielders - Jess Olivares SS, Adrian Taylor SS, Keith Ginter 2B, Joe Dillon 1B, Cody Barney UT, Carter Ayers UT, Jason Huth INF, Jose Alvarez 3B, Kurt Kristynik 1B-3B. Outfielders - Jake Rinehart, Chris Shuffield, Jason Landreth, Richard Nadeau, Shane Langen, Joe Smith, Duane Price, Steve Richardson, Spencer Patrick.

1998 (44-20, 18-11 BIG 12)

H: (28-5) A: (10-9) N: (6-6)

Head Coach: Larry Hays

BIG 12 TOURNAMENT CHAMPIONS

2/3	at New Mexico	L	6-7
2/6	WEST TEXAS A&M	W	13-8
2/7	WEST TEXAS A&M	W	14-3
2/8	WEST TEXAS A&M	W	19-4
2/10	at TCU	W	9-2
2/11	at TCU	L	10-12
2/13	LONG BEACH STATE	W	5-3
2/14	LONG BEACH STATE	W	12-6
2/15	LONG BEACH STATE	W	5-4 (10)
2/18	at Grand Canyon	W	7-1
Oakland A's Invitational - Phoenix, Ariz.			
2/19	vs. BYU	L	1-4
2/21	vs. Santa Clara	L	4-9
2/21	vs. Nevada-Reno	W	4-0
2/22	vs. Northwestern	L	2-7
2/24	HOWARD PAYNE	W	6-1
2/27	at #11 Texas A&M	L	4-5
2/28	at #11 Texas A&M	W	6-5 (10)
3/1	at #11 Texas A&M	L	2-11
3/6	#22 TEXAS	W	6-3
3/7	#22 TEXAS	W	17-6
3/10	TCU	W	16-4
3/11	TCU	L	7-8 (11)
3/14	LINDENDWOOD	W	19-0
3/17	NEW MEXICO	W	11-7
3/17	NEW MEXICO	W	4-3
3/18	VALLEY CITY STATE	W	23-2
3/20	#12 BAYLOR	L	2-3
3/21	#12 BAYLOR	W	9-1
3/22	#12 BAYLOR	L	6-10
3/24	EASTERN NEW MEXICO	W	6-5 (13)
3/27	at #26 Oklahoma State	W	13-12 (12)
3/28	at #26 Oklahoma State	W	10-6
3/29	at #26 Oklahoma State	L	6-10
3/31	COLLEGE OF THE SW	W	17-2
4/3	#22 MISSOURI	W	8-6
4/4	#22 MISSOURI	L	2-4 (11)
4/5	#22 MISSOURI	W	13-11
4/7	SUL ROSS STATE	W	23-11
4/8	NEW MEXICO HIGHLANDS	W	19-10
4/10	at Kansas	W	18-3
4/11	at Kansas	L	1-4
4/12	at Kansas	W	7-4
4/14	ABILENE CHRISTIAN	W	17-12
4/17	at Iowa State	W	12-2
4/18	at Iowa State	L	7-10
4/19	at Iowa State	W	12-1
4/21	at Nebraska	W	6-5
4/21	at Nebraska	L	1-2
4/22	at Nebraska	L	3-8
4/24	#17 OKLAHOMA	L	1-15
4/25	#17 OKLAHOMA	W	15-11
4/26	#17 OKLAHOMA	W	11-8
4/27	COLLEGE OF THE SW	W	14-7
5/8	KANSAS STATE	W	13-6
5/9	KANSAS STATE	W	6-5
5/10	KANSAS STATE	W	18-10
Big 12 Championships (Bricktown Ballpark) - Oklahoma City, Okla.			
5/14	vs. #13 Oklahoma	W	5-1
5/15	vs. #15 Baylor	W	11-4
5/16	vs. #10 Texas A&M	L	7-11
5/17	vs. #13 Oklahoma	W	4-3
5/17	vs. #13 Texas A&M	W	14-7
NCAA Atlantic 1 Miami (Fla.) Regional - Coral Gables, Fla.			
5/21	vs. #29 North Carolina	W	6-2
5/22	vs. #9 South Carolina	L	8-9
5/23	at #1 Miami (Fla.)	L	0-13

PLAYERS: Pitchers - Cade Allison, Eric Cooper, Jesse Cornejo, Brad Ralston, Chad Reynolds, Joe Smith, Zach Stewart, Monty Ward, Steve Watkins, Shane Wright. Catchers - Josh Bard, Brandon Buckley. Infielders - Mark Austray 1B, Brennan Burns 3B, Keith Ginter 2B-3B, Jason Huth SS, Kevin Jordan 3B-2B, Scooter Martines 1B, Peter Nelson 3B-2B, Junior Rodriguez SS, David Tuley 3B. Outfielders - Miles Durham, Jason Landreth, Duane Price, Steve Richardson, Ryan Ruiz, Joe Smith.



1999 (42-17, 18-8 BIG 12)

H: (28-5) A: (12-10) N: (2-2)

Head Coach: Larry Hays

2/5	HOWARD	W	19-1
2/6	HOWARD	W	16-5
2/6	HOWARD	W	19-3
2/7	HOWARD	W	27-2
2/9	TCU	W	8-3
2/12	at #9 Southern California	W	9-8
2/13	at #9 Southern California	L	3-5
2/14	at #9 Southern California	L	4-5
2/15	at Loyola Marymount	L	3-6
San Diego State Classic - San Diego, Calif.			
2/17	at San Diego	L	10-13
2/18	at San Diego State	W	6-2
2/19	vs. Oregon State	W	14-9
2/20	vs. #29 UCLA	W	13-5
2/23	at New Mexico	W	12-5
2/26	KANSAS	W	8-1
2/27	KANSAS	W	11-0
2/28	KANSAS	W	13-5
3/2	NEW MEXICO	W	16-3
3/5	at Missouri	L	0-7
3/6	at Missouri	W	8-1
3/7	at Missouri	W	13-0
3/9	TCU	W	6-5
3/14	#3 TEXAS A&M	W	5-4
3/14	#3 TEXAS A&M	W	9-1
3/16	WEST TEXAS A&M	W	5-1
3/20	UT-PAN AMERICAN	W	6-4
3/20	UT-PAN AMERICAN	W	21-4
3/21	UT-PAN AMERICAN	W	16-2
3/23	WEST TEXAS A&M	W	11-1
3/26	at #20 Baylor	L	1-2
3/27	at #20 Baylor	L	5-6 (10)
3/28	at #20 Baylor	L	8-9
3/30	UT ARLINGTON	W	8-3
4/2	IOWA STATE	W	8-7
4/3	IOWA STATE	W	16-3 (7)
4/4	IOWA STATE	W	12-2
4/6	at #30 TCU	W	3-2
4/9	at Oklahoma	W	11-10
4/10	at Oklahoma	W	8-3
4/11	at Oklahoma	W	3-1
4/16	at #20 Texas	L	4-5
4/17	at #20 Texas	W	7-2
4/18	at #20 Texas	W	13-12
4/19	COLLEGE OF THE SW	L	4-7
4/20	TEXAS STATE	W	16-12
4/24	at Kansas State	L	7-9
4/24	at Kansas State	W	9-8
4/27	EASTERN NEW MEXICO	W	11-4
4/30	#24 NEBRASKA	W	10-2 (5)
5/3	WAYLAND BAPTIST	W	16-3 (7)
5/14	#20 OKLAHOMA STATE	W	4-3
5/15	#20 OKLAHOMA STATE	L	3-12
5/16	#20 OKLAHOMA STATE	L	11-12

Big 12 Championships (Bricktown Ballpark) - Oklahoma City, Okla.
 5/19 vs. Texas L 3-7
 5/20 vs. Missouri L 7-8 (12)
 NCAA Central Lubbock Regional - Lubbock, Texas
 5/28 RUTGERS W 5-2
 5/29 UW-MILWAUKEE W 8-5
 5/30 #1 RICE L 1-3
 5/30 #1 RICE L 11-15
PLAYERS: Pitchers - Cade Allison, Daniel Cole, Eric Cunningham, Michael Duperron, Clancy Fossum, Cesar Gutierrez, Ben Long, Brandon Roberson, Brad Ralston, Chad Reynolds, Steve Rowe, Zach Stewart, Ryan Stonerock, Kevin Tracey, Shane Wright. Catchers - Josh Bard, Joe Juarez, Trey Lunsford. Infielders - Mark Austry 1B/OF, Brennan Burns 3B/1B, Chaz Eiguren 1B/DH, David Garza 2B/OF, Justin Ham INF, Joey Hart 1B/C, Scott Holzhauer 2B/SS, Jason Huth 3B, Allen Marshall SS, David O'Keefe 3B/1B, Chris Sampson SS, Lance Woodcock SS. Outfielders - Marco Cunningham, Miles Durham, Brandon Plumlee, Steve Richardson, Ryan Ruiz, Bodie Simpson, Jon Weber.

2000 (36-26, 18-12 BIG 12)

H: (25-7) A: (8-13) N: (3-6)

Head Coach: Larry Hays

2/2	WEST TEXAS A&M	W	14-3
2/4	NEW MEXICO STATE	W	17-6
2/5	NEW MEXICO STATE	L	17-23
2/6	NEW MEXICO STATE	W	16-4
2/8	WEST TEXAS A&M	W	20-5
2/11	#15 USC	W	4-3
2/12	#15 USC	L	4-9
2/13	#15 USC	W	20-7
2/15	at TCU	L	4-14
2/18	at #24 Long Beach State	L	6-7
2/19	at #24 Long Beach State	L	0-3
2/20	at #24 Long Beach State	L	0-8
2/22	at New Mexico	W	14-11
2/25	MISSOURI	L	14-16 (10)
2/26	MISSOURI	W	11-6
2/27	MISSOURI	L	5-6
2/29	NEW MEXICO	W	14-11
3/3	SAN DIEGO STATE	W	11-3
3/4	SAN DIEGO STATE	W	14-6
3/5	SAN DIEGO STATE	W	11-2
3/10	at Texas A&M	W	8-5
3/11	at Texas A&M	L	1-2
3/12	at Texas A&M	L	4-16
3/13	at UT-Pan American	L	7-9
3/13	at UT-Pan American	L	3-4
3/14	at UT-Pan American	L	5-6
3/17	#16 BAYLOR	W	3-2
3/18	#16 BAYLOR	W	16-11
3/19	#16 BAYLOR	W	10-6
3/24	at Nebraska	L	0-11
3/25	at Nebraska	L	6-7 (10)
3/25	at Nebraska	W	7-5 (11)
3/28	TCU	L	5-7
4/1	KANSAS STATE	W	19-7
4/2	KANSAS STATE	W	9-2
4/2	KANSAS STATE	W	9-2
4/8	at Iowa State	W	6-5
4/9	at Iowa State	L	3-6
4/9	at Iowa State	W	5-3
4/14	#3 TEXAS	L	1-3
4/15	#3 TEXAS	W	11-9
4/16	#3 TEXAS	W	6-4
4/18	TEXAS STATE	W	19-4
4/21	at Kansas	W	9-4
4/22	at Kansas	L	0-4
4/23	at Kansas	W	12-4
4/25	WAYLAND BAPTIST	W	7-3
4/28	#20 OKLAHOMA	L	4-7
4/29	#20 OKLAHOMA	W	8-7 (12)
4/30	#20 OKLAHOMA	W	15-14 (10)
5/2	UTSA	W	8-6
5/3	UTSA	W	15-12
5/12	at Oklahoma State	L	0-2
5/13	at Oklahoma State	L	0-5
5/14	at Oklahoma State	W	7-3

Big 12 Championships (Bricktown Ballpark) - Oklahoma City, Okla.
 5/17 vs. #12 Texas L 4-8
 5/18 vs. Texas A&M W 8-6
 5/19 vs. #12 Texas W 4-3
 5/20 vs. #4 Baylor L 1-10
 NCAA Univ. of Houston Regional - Houston, Texas
 5/26 vs. #24 Rice L 2-5
 5/27 vs. Princeton W 10-1
 5/27 vs. #24 Rice L 4-11
PLAYERS: Pitchers: Kevin Tracey, Cory Metzler, J.J. Newman, Brandon Roberson, Matt Harbin, Blake McGinley, Steve Rowe, Clancy Fossum, Chad Reynolds, Josh Jones, Aaron Tims, Chaz Ackerman, Cory Sellars, Daniel Cole, Dusty Buck. Position Players: Chaz Eiguren, Jason Rainey, Marco Cunningham, Shaun Larkin, Scott Holzhauer, Trey Lunsford, Eric McLamore, Mark Austry, David Garza, Miles Durham, Grant Culver, Brennan Burns, Chad Landry, David O'Keefe, Daron Bertillon.

2001 (43-20-1, 19-10-1 BIG 12)

H: (25-7) A: (11-7-1) N: (7-6)

Head Coach: Larry Hays

1/26	HOWARD	W	21-0
1/26	HOWARD	W	25-0
Astros College Classic (Minute Maid Park) - Houston, Texas			
2/2	vs. TCU	W	5-4
2/3	vs. #7 Rice	L	6-13
2/4	vs. Houston	L	5-11
2/6	WEST TEXAS A&M	W	13-1
2/10	CAL-STATE NORTHRIDGE	L	3-9
2/10	CAL-STATE NORTHRIDGE	W	3-2
2/11	CAL-STATE NORTHRIDGE	W	9-2
2/13	at New Mexico	L	11-12
2/15	vs. UC-Riverside	W	17-6
2/16	vs. Oregon State	L	4-5
2/17	at San Diego State	W	9-1
2/18	vs. San Diego	W	6-1
2/20	HOWARD PAYNE	W	5-4
2/24	NEW MEXICO	W	9-6
2/25	NEW MEXICO	W	7-6
2/25	NEW MEXICO	L	5-7
3/2	#12 NEBRASKA	L	2-3
3/3	#12 NEBRASKA	L	7-8
3/4	#12 NEBRASKA	L	8-10
3/9	at Texas	L	8-9 (10)
3/10	at Texas	W	6-5 (10)
3/11	at Texas	W	4-3
3/13	EASTERN NEW MEXICO	W	7-2
3/14	VALLEY CITY STATE	W	9-5
3/16	at Kansas State	W	7-0
3/17	at Kansas State	W	16-2
3/18	at Kansas State	L	4-8
3/20	at New Mexico	W	11-9
3/23	#14 OKLAHOMA STATE	W	2-0
3/24	#14 OKLAHOMA STATE	W	10-2
3/25	#14 OKLAHOMA STATE	L	1-2
3/30	at Missouri	L	4-5
3/31	at Missouri	W	10-2
4/1	at Missouri	L	9-14
4/7	IOWA STATE	W	12-2
4/7	IOWA STATE	W	9-3
4/8	IOWA STATE	W	5-2
4/10	WEST TEXAS A&M	W	19-5
4/11	TCU	W	9-4
4/13	TEXAS A&M	W	17-7
4/14	TEXAS A&M	W	4-1
4/15	TEXAS A&M	W	7-4
4/20	at Oklahoma	W	9-3
4/21	at Oklahoma	L	5-6
4/22	at Oklahoma	T	7-7
4/24	at TCU	W	14-4
4/27	KANSAS	W	4-2
4/28	KANSAS	W	2-1
4/29	KANSAS	W	4-3
5/1	TEXAS A&M-CC	W	13-2
5/2	TEXAS A&M-CC	W	6-2
5/11	at #18 Baylor	W	11-8
5/12	at #18 Baylor	L	1-2
5/13	at #18 Baylor	W	6-5 (10)

Big 12 Championships (Bricktown Ballpark) - Oklahoma City, Okla.
 5/16 vs. Oklahoma W 17-5
 5/17 vs. Texas A&M L 6-8
 5/18 vs. Oklahoma L 3-4
 NCAA Fullerton Regional - Fullerton, Calif.
 5/25 vs. #19 Arizona State L 3-12
 5/26 vs. Temple W 14-3
 5/26 vs. #19 Arizona State W 9-8
 5/27 at #1 Cal-State Fullerton W 11-5
 5/27 at #1 Cal-State Fullerton L 2-9
PLAYERS: Pitchers - Blake McGinley, Matt Harbin, Chris Phillips, Brandon Roberson, Cory Metzler, Chad Ertel, Richard Simon, Stephen Leist, Phillip Aragon, Clancy Fossum, Joel Simon, Mike Larsen, Steve Rowe... Position Players - Austin Cranford, Nick Blankenship, Kerry Hodges, Gera Alvarez, Tony Arnerich, Jason Rainey, Tyler Carson, Bryon Smith, Brent Fossum, Stephen Leist, Chad Landry, Brennan Burns, Matt Deichert, Shaud Williams, Justin Griffiths and Jay Alsop.



YEAR-BY-YEAR RESULTS

2002 (42-20, 16-11 BIG 12)

H: (28-5) A: (9-9) N: (5-6)

Head Coach: Larry Hays

1/25	BYU	W	8-6
1/25	BYU	W	6-5
1/26	BYU	W	10-2
2/2	at New Mexico	W	13-4
2/3	at New Mexico	L	3-5
2/4	at New Mexico	W	21-8
Astros College Classic (Minute Maid Park) - Houston, Texas			
2/7	vs. TCU	W	2-1 (10)
2/8	vs. UL Lafayette	L	3-4
2/9	vs. #11 Rice	L	4-17
Lone Star Classic - Round Rock, Texas			
2/15	vs. Houston	L	0-3
2/16	vs. TCU	W	5-1
2/17	vs. Texas State	W	6-2
2/19	at TCU	W	14-13 (10)
2/20	at TCU	W	10-9
2/22	SETON HALL	W	7-4
2/23	SETON HALL	W	10-9
2/24	SETON HALL	W	14-0
3/1	at #17 Texas A&M	L	6-7 (10)
3/1	at #17 Texas A&M	L	6-8
3/3	at #17 Texas A&M	L	1-4
3/5	TCU	W	17-11
3/6	TCU	W	17-4
3/8	#14 TEXAS	W	10-5
3/9	#14 TEXAS	L	3-6
3/10	#14 TEXAS	W	9-0
3/12	SAM HOUSTON STATE	L	11-12
3/13	SAM HOUSTON STATE	W	17-6
3/15	at #21 Oklahoma State	W	9-7
3/16	at #21 Oklahoma State	W	8-3
3/17	at #21 Oklahoma State	L	3-7
3/22	at #13 Nebraska	L	1-3
3/23	at #13 Nebraska	L	3-8
3/24	at #13 Nebraska	W	4-3
3/29	MISSOURI	W	7-4
3/31	MISSOURI	W	13-6
3/31	MISSOURI	L	1-7
4/2	HOWARD PAYNE	W	7-3
4/5	KANSAS STATE	L	5-7 (15)
4/6	KANSAS STATE	W	15-0
4/7	KANSAS STATE	L	1-5
4/12	at Kansas	L	3-14
4/13	at Kansas	W	5-2 (10)
4/14	at Kansas	W	6-5
4/16	NEW MEXICO	W	6-5
4/19	TEXAS A&M-CC	W	14-7
4/20	TEXAS A&M-CC	W	5-1
4/21	TEXAS A&M-CC	W	8-2
4/27	OKLAHOMA	W	9-3
4/27	OKLAHOMA	W	9-4
4/28	OKLAHOMA	W	10-5
5/10	UT-PAN AMERICAN	W	11-3
5/11	UT-PAN AMERICAN	W	6-4
5/12	UT-PAN AMERICAN	W	14-2
5/17	#17 BAYLOR	W	8-7 (10)
5/18	#17 BAYLOR	W	5-2
5/19	#17 BAYLOR	W	11-1
Big 12 Championships (Ballpark in Arlington) - Arlington, Texas			
5/22	vs. Kansas State	W	5-4 (12)
5/23	vs. #13 Nebraska	L	8-12
5/24	vs. Kansas State	L	6-7
NCAA Rice Regional - Houston, Texas			
5/31	vs. Washington	W	5-4
6/1	at #2 Rice	L	0-6
6/1	vs. Washington	L	1-3

PLAYERS: Pitchers - Steve Rowe, Steve Gooch, Dusty Buck, Nathan Fouts, Matt Harbin, Chris Phillips, Adrian Soto, J.J. Newman, Chad Ertel, J.D. Seger, Stephen Leist, Matt Lair, Justin Cleveland, Travis McElroy, Brandon Shaw... Position Players - Scooter Jordan, Willie Durazo, Jon Slack, Gera Alvarez, Jake Brown, Bryon Smith, Nick Blankenship, Joel Buchenauer, Cody Fuller, Jake Valles, Madison Edwards, Brent Fossum, Tyler Carson, Travis McElroy, Eric Kitchen, Austin Cranford, Clark Harris
 •Texas Tech set a new school record for consecutive game win streak as the Red Raiders rattled off 16 straight wins. The 16-game win streak is also a new Big 12 record

2003 (30-25, 8-18 BIG 12)

H: (25-11) A: (5-14) N: (0-0)

Head Coach: Larry Hays

1/31	NEW MEXICO	W	4-2
2/1	NEW MEXICO	W	10-1
2/2	NEW MEXICO	L	6-9
2/4	WEST TEXAS A&M	W	21-4
2/8	SAN DIEGO	W	8-3
2/8	SAN DIEGO	W	7-3
2/9	SAN DIEGO	W	15-13
2/14	SAN FRANCISCO	W	10-9
2/15	SAN FRANCISCO	W	16-10
2/16	SAN FRANCISCO	L	5-8
2/18	TCU	W	15-11
2/22	at TCU	L	1-2
2/22	at TCU	L	2-3
2/23	at TCU	W	7-5
2/28	NORTHERN IOWA	W	8-7
3/1	NORTHERN IOWA	W	7-6 (8)
3/1	NORTHERN IOWA	W	13-9
3/2	NORTHERN IOWA	L	9-10
3/7	TEXAS STATE	W	9-8
3/8	TEXAS STATE	W	5-4
3/9	TEXAS STATE	L	5-15
3/11	TCU	W	6-3
3/14	at #8 Baylor	L	1-3
3/15	at #8 Baylor	W	9-8
3/16	at #8 Baylor	L	2-9
3/21	#19 TEXAS A&M	W	5-4
3/22	#19 TEXAS A&M	L	5-10
3/23	#19 TEXAS A&M	W	6-4
3/28	at #11 Texas	L	4-5 (12)
3/29	at #11 Texas	L	5-11
3/30	at #11 Texas	W	5-2
4/4	at Missouri	L	6-8
4/5	at Missouri	L	5-11
4/7	WEST TEXAS A&M	W	10-4
4/8	EASTERN NEW MEXICO	W	12-1
4/11	KANSAS	L	8-9
4/12	KANSAS	W	5-4
4/13	KANSAS	L	6-7
4/15	at New Mexico	L	11-13
4/18	at Kansas State	L	8-10
4/19	at Kansas State	L	1-5
4/20	at Kansas State	W	8-1
4/25	#6 NEBRASKA	W	16-9
4/26	#6 NEBRASKA	L	3-6
4/27	#6 NEBRASKA	L	4-8
4/29	at New Mexico	W	11-8
5/2	at Oklahoma	L	1-4
5/3	at Oklahoma	L	1-6
5/4	at Oklahoma	L	4-5
5/8	WOFFORD	W	20-9
5/9	WOFFORD	W	20-10
5/10	WOFFORD	W	11-10
5/16	OKLAHOMA STATE	L	7-11
5/17	OKLAHOMA STATE	W	8-2
5/18	OKLAHOMA STATE	L	3-4

PLAYERS: Pitchers - Corey Gerstner, Aaron Jones, Jeff Karstens, Nathan Fouts, Tanner McElroy, Steven Thomas, Joseph Llanas, Dusty Buck, Justin Cleveland, Steve Gooch, Juan Razo... Position Players - Scooter Jordan, Evan Shahak, Josh Haney, T.J. Bruce, Clint McGill, Christian Colonel, Sean Alexander, Cooper Fouts, Brent Fossum, Travis McElroy, Doug Beck, Ryan Riddle, Cody Fuller, Madison Edwards.

2004 (40-21, 17-9 BIG 12)

H: (26-10) A: (8-8) N: (6-3)

Head Coach: Larry Hays

2/5	CAMPBELL	W	18-1
2/6	CAMPBELL	W	19-4
2/7	CAMPBELL	W	9-4
Minute Maid College Classic (Minute Maid Park) - Houston, Texas			
2/13	vs. #1 Rice	L	6-9
2/14	vs. Houston	W	12-7 (11)
2/15	vs. Ohio State	W	9-4
2/20	NORTHERN ILLINOIS	W	10-9
2/21	NORTHERN ILLINOIS	L	5-7
2/22	NORTHERN ILLINOIS	W	19-3
2/27	TCU	L	4-6
2/28	TCU	L	5-8
2/29	TCU	W	19-9
3/5	AIR FORCE	W	8-4
3/6	HARVARD	W	18-6
3/6	HARVARD	W	30-8
3/7	AIR FORCE	W	11-0 (7)
Round Rock Classic - Round Rock, Texas			
3/12	vs. Illinois	W	4-1
3/13	vs. #8 Notre Dame	L	1-6
3/16	at New Mexico	L	1-4
3/19	CLEMSON	L	3-7
3/20	CLEMSON	W	13-10
3/21	CLEMSON	W	5-3
3/23	vs. Houston	W	12-11
3/26	at #10 Texas A&M	L	2-5
3/27	at #10 Texas A&M	L	1-4
3/28	at #10 Texas A&M	W	14-5
4/3	#2 TEXAS	L	0-4
4/3	#2 TEXAS	L	0-10
4/7	HOWARD PAYNE	W	17-5
4/9	at #12 Nebraska	L	1-3
4/10	at #12 Nebraska	W	10-7
4/11	at #12 Nebraska	W	10-3
4/13	WEST TEXAS A&M	W	16-1
4/16	KANSAS STATE	W	8-3
4/17	KANSAS STATE	W	3-0
4/18	KANSAS STATE	W	8-2
4/20	ABILENE CHRISTIAN	W	19-9
4/23	#13 OKLAHOMA	L	4-10
4/24	#13 OKLAHOMA	W	14-4
4/25	#13 OKLAHOMA	W	6-5 (10)
4/27	NEW MEXICO	W	10-1
5/1	at Kansas	W	19-7
5/2	at Kansas	W	11-4
5/2	at Kansas	W	18-7
5/7	MISSOURI	W	7-5
5/8	MISSOURI	L	3-5
5/9	MISSOURI	L	1-3
5/12	DALLAS BAPTIST	L	3-4 (10)
5/14	at #22 Oklahoma State	L	2-14
5/15	at #22 Oklahoma State	W	6-2
5/16	at #22 Oklahoma State	W	11-8
5/18	NEW MEXICO STATE	W	20-3 (7)
5/21	BAYLOR	W	4-3
5/22	BAYLOR	W	19-18
5/23	BAYLOR	W	12-6

Big 12 Championships (Ballpark in Arlington) - Arlington, Texas

5/26	vs. Baylor	L	3-8
5/27	vs. #17 Oklahoma	L	1-3
NCAA Georgia Tech Regional - Atlanta, Ga.			
6/4	vs. Mississippi State	W	10-6
6/5	at #5 Georgia Tech	L	3-9
6/5	vs. Mississippi State	W	14-7
6/6	at #5 Georgia Tech	L	3-5

PLAYERS: Pitchers - Corey Gerstner, John Milton, Dallas Braden, Michael McGowan, Steven Thomas, Steve Gooch, Randy Gattis, Ryan Dreibelbis, Marcus Simpson, Joel Evans, Barrett Plier, Juan Razo, Adam Fry, Tanner McElroy, Blake Renner... Position Players - Cameron Blair, Josh Brady, Josh Haney, Michael Mask, Madison Edwards, Jose Delgado, Cody Fuller, Ryan Andrews, Cooper Fouts, Michael Cappuccio, Matthew Coco, Jacob Jones, David Steffey, Marcus Lewis, Sean Iverson



2005 (34-25, 9-16 BIG 12)

H: (23-9) A: (6-13) N: (5-3)

Head Coach: Larry Hays

2/8	NEW MEXICO	W	18-6
2/11	NORTHERN ILLINOIS	W	13-7
2/12	NORTHERN ILLINOIS	W	17-7
2/13	NORTHERN ILLINOIS	W	12-7
2/15	at #22 TCU	W	7-4
2/19	WESTERN ILLINOIS	W	9-5
2/19	WESTERN ILLINOIS	L	1-6
2/20	WESTERN ILLINOIS	W	22-7
2/22	DALLAS BAPTIST	W	7-0
Rockhounds Classic - Midland, Texas			
2/26	vs. Lamar	W	5-3
2/27	vs. UTSA	W	22-7
2/27	vs. New Mexico State	W	7-4
3/1	UT ARLINGTON	W	8-0
3/4	NORTHERN IOWA	L	7-9
3/5	NORTHERN IOWA	W	6-5
3/6	NORTHERN IOWA	W	11-5
3/8	at #24 TCU	L	2-9
Public Storage Classic - Los Angeles, Calif.			
3/11	at #20 Southern California	L	1-6
3/12	vs. UC Irvine	W	14-10
3/13	vs. #9 Wichita State	L	5-6 (10)
3/18	#8 TEXAS A&M	W	13-1
3/19	#8 TEXAS A&M	W	1-0
3/20	#8 TEXAS A&M	L	5-7
3/24	at #4 Texas	L	3-7
3/25	at #4 Texas	L	7-8
3/29	at UT Arlington	W	5-4
4/1	at Missouri	L (No-Hitter)	0-25
4/2	at Missouri	L	2-7
4/3	at Missouri	W	5-3
4/6	ANGELO STATE	W	11-6
4/8	OKLAHOMA STATE	L	4-6
4/9	OKLAHOMA STATE	W	12-8
4/10	OKLAHOMA STATE	W	10-9
4/13	HARDIN-SIMMONS	W	10-6
4/15	at Kansas State	W	11-7
4/16	at Kansas State	L	5-7
4/17	at Kansas State	L	12-13
4/22	KANSAS	W	9-7
4/23	KANSAS	L	7-13
4/26	NEW MEXICO	W	10-2
4/27	COLLEGE OF THE SW	W	11-4
4/29	at #11 Baylor	L	1-6
4/30	at #11 Baylor	W	3-2
5/1	at #11 Baylor	L	5-8
5/5	DALLAS BAPTIST	W	6-2
5/6	DALLAS BAPTIST	L	3-9
5/7	DALLAS BAPTIST	L	16-26
5/10	NEW MEXICO STATE	W	8-4
5/13	#3 NEBRASKA	L	4-9
5/14	#3 NEBRASKA	L	1-6
5/15	#3 NEBRASKA	W	7-6
5/16	NEW MEXICO	W	14-6
5/17	at New Mexico State	W	12-6
5/20	at Oklahoma	L	3-6
5/21	at Oklahoma	L	1-3
5/22	at Oklahoma	L	11-14
Big 12 Championships (Bricktown Ballpark) - Oklahoma City, Okla.			
5/25	vs. #5 Nebraska	W	5-3
5/26	vs. #17 Missouri	L	1-10
5/27	vs. #5 Nebraska	L	1-2

PLAYERS: Pitchers - Tanner McElroy, Zach Butler, Billy Carnline, Carleton Hargrove, Adam Lawford, Dustin Richardson, Brian Wyatt, Randy Gattis, Joe McCoy, Fielding Lewis, Adam Fry, Casey Zachry, Brady Conine, Michael McGowan... Position Players - Joey Callender, Cameron Blair, Carey Avants, Brent Thomas, Cody Fuller, Matt Smith, Trey Stewart, Cooper Fouts, Madison Edwards, Chris Williams, Brian Capps, Travis Young, Josh Wilson, Chris Richburg, David Steffey, Patrick Smart, Drew Roberts, Jon Capuccio

2006 (31-26-1, 9-16-1 BIG 12)

H: (22-8-1) A: (5-12) N: (4-6)

Head Coach: Larry Hays

2/3	LOUISIANA-MONROE	W	21-5
2/4	LOUISIANA-MONROE	W	15-4
2/5	LOUISIANA-MONROE	W	11-10
Houston College Classic (Minute Maid Park) - Houston, Texas			
2/10	vs. #4 Rice	L	1-5
2/11	vs. #12 Tulane	L	4-6
2/12	vs. Houston	L	1-5
2/14	at New Mexico	W	8-7 (10)
2/19	ST. JOHN'S	W	5-4
2/20	EASTERN NEW MEXICO	W	16-0
Midland College Classic - Midland, Texas			
2/23	vs. Dallas Baptist	W	13-5
2/24	vs. UT Arlington	W	15-7
2/25	vs. Oral Roberts	W	7-4
2/28	at #17 Arizona State	L	5-13
3/2	CAMPBELL	L	5-7
3/3	CAMPBELL	W	5-3
3/4	CAMPBELL	W	6-4
3/6	at UNLV	W	9-0
3/7	at UNLV	L	11-16
3/9	UNC ASHEVILLE	W	10-8
3/10	UNC ASHEVILLE	W	8-7
3/11	UNC ASHEVILLE	W	7-4
3/14	vs. New Mexico State	W	8-4
3/17	#16 TEXAS	L	3-4
3/18	#16 TEXAS	W	2-1
3/21	WAYLAND BAPTIST	W	6-4
3/24	at Texas A&M	W	11-5
3/25	at Texas A&M	L	1-5
3/26	at Texas A&M	L	4-5
3/29	TEXAS WESLEYAN	W	12-11 (12)
3/31	#24 BAYLOR	L	1-2
4/1	#24 BAYLOR	W	14-4
4/2	#24 BAYLOR	W	14-1
4/4	NEW MEXICO STATE	L	4-9
4/7	at #24 Kansas	L	3-5
4/8	at #24 Kansas	W	8-6 (10)
4/9	at #24 Kansas	L	3-5
4/11	NEW MEXICO	W	14-7
4/13	KANSAS STATE	W	4-2
4/14	KANSAS STATE	L	5-16
4/15	KANSAS STATE	T	11-11 (10)
4/17	#10 ARIZONA STATE	W	7-2
4/21	#15 OKLAHOMA	L	2-5
4/22	#13 OKLAHOMA	L	5-6
4/23	#13 OKLAHOMA	L	2-8
4/25	NEW MEXICO	W	6-4
4/29	at #4 Nebraska	L	3-4 (11)
4/29	at #4 Nebraska	L	4-14
4/30	at #4 Nebraska	L	4-14
5/10	at New Mexico	W	15-4
5/12	MISSOURI	W	13-1
5/13	MISSOURI	W	5-4
5/14	MISSOURI	W	3-2
5/19	at #13 Oklahoma State	L	4-6
5/20	at #13 Oklahoma State	L	3-5
5/21	at #13 Oklahoma State	L	3-7

Big 12 Championships (Bricktown Ballpark) - Oklahoma City, Okla.

PLAYERS: Pitchers - Colt Hynes, Miles Morgan, Dustin Richardson, Josh Tomlin, AJ Ramos, Aaron Odum, Brian Cloud, Randy Gattis, Zach Butler, Jon Plefka, Cory Large, David Dinsmoore, Carleton Hargrove, Joe McCoy, Jason Seefeld, Matt Paradoski, Drew Evans... Position Players - Matt Smith, Roger Kieschnick, Brian Capps, Joey Callender, Willie Rueda, Trey Stewart, Kyle Martin, Blair Wilkins, Tyler Reves, James Leverton, Patrick Smart, David Groener, Josh Tomlin, Drew Evans, Jason Seefeld, Chris Williams, Casey Zachry, Jon Capuccio, Randy Gattis, Tim Ahern

2007 (28-27, 8-18 BIG 12)

H: (19-12) A: (4-13) N: (5-2)

Head Coach: Larry Hays

2/3	STEPHEN F. AUSTIN	W	4-3 (11)
2/4	STEPHEN F. AUSTIN	L	1-2
2/6	NEW MEXICO	L	13-15
2/9	NORTHWESTERN	L	7-12
2/10	NORTHWESTERN	W	4-3
2/11	WESTERN ILLINOIS	W	12-2
2/12	WESTERN ILLINOIS	W	13-11
Midland College Classic - Midland, Texas			
2/16	vs. Dallas Baptist	W	21-1
2/17	vs. St. John's	W	10-6
2/18	vs. St. John's	W	7-5
2/23	NORTHERN ILLINOIS	W	6-5
2/24	NORTHERN ILLINOIS	L	5-8
2/25	NORTHERN ILLINOIS	W	4-1
2/27	at New Mexico	W	10-8
3/2	CAL STATE-NORTHRIDGE	W	5-0
3/3	CAL STATE-NORTHRIDGE	L	3-8
3/4	CAL STATE-NORTHRIDGE	W	10-5
3/6	UNLV	W	7-6
3/7	UNLV	L	4-5
Whataburger Classic (Whataburger Field) - Corpus Christi, Texas			
3/9	vs. Texas A&M-CC	W	9-4
3/10	vs. #8 Rice	L	1-5
3/11	vs. #23 TCU	W	4-1
3/15	#16 NEBRASKA	W	7-6 (11)
3/16	#16 NEBRASKA	L	1-13
3/17	#16 NEBRASKA	W	9-8
3/23	at Baylor	L	1-5
3/24	at Baylor	W	8-7 (10)
3/25	at Baylor	L	4-14
3/27	NEW MEXICO STATE	W	10-3
3/30	at Kansas State	L	3-4
3/31	at Kansas State	W	16-5
4/1	at Kansas State	L	3-7
4/5	#13 TEXAS A&M	L	4-7
4/6	#13 TEXAS A&M	W	8-3
4/10	HARDIN-SIMMONS	W	17-6
4/13	at #6 Texas	L	2-7
4/14	at #6 Texas	L	1-10
4/15	at #6 Texas	L	2-4
4/20	KANSAS	W	1-0
4/21	KANSAS	W	3-1
4/22	KANSAS	L	1-8
4/23	COLLEGE OF THE SW	W	9-3
4/25	at TCU	L	6-8
4/27	at Missouri	L	4-10
4/28	at Missouri	L	7-12
4/29	at Missouri	L	5-6
5/1	DALLAS BAPTIST	W	15-6
5/11	#19 OKLAHOMA STATE	L	5-13
5/12	#19 OKLAHOMA STATE	L	0-7
5/13	#19 OKLAHOMA STATE	L	0-10
5/14	NEW MEXICO	W	9-8
5/15	vs. New Mexico State	L	4-5
5/18	at Oklahoma	L	5-6
5/19	at Oklahoma	L	7-8 (10)
5/20	at Oklahoma	W	15-5

PLAYERS: Pitchers - Travis Young, AJ Ramos, Aaron Odum, Colt Hynes, Josh Scofield, Chris Ortmeier, Miles Morgan, Paul Gonzalez, Collin Auten, Trey Schurr, Cory Large, Brian Cloud, Sam Janca... Position Players - Doug Thennis, Taylor Ashby, Geoff Byrns, Roger Kieschnick, Chris Hall, James Leverton, Matt Smith, Kyle Martin, Donald Muth, Chris Richburg, Jason Seefeld, Blake Lemen, Drew Evans, Joey Kenworthy, Carter Gwinn, Ben Baker, Tim Ahern, Willie Rueda



YEAR-BY-YEAR RESULTS

2008 (25-30, 9-18 BIG 12)

H: (15-11) A: (4-15) N: (6-4)

Head Coach: Larry Hays

Roadrunner Classic - San Antonio, Texas			
2/23	vs. #19 UL Lafayette	L	0-4
2/24	vs. Army	W	16-2
2/24	vs. Oral Roberts	L	6-7
2/25	vs. UTSA	W	16-6
2/27	at New Mexico	L	3-7
Minute Maid College Classic (Minute Maid Park) - Houston, Texas			
2/29	vs. Houston	L	4-5
3/1	vs. Tennessee	W	7-3
3/2	vs. #6 Rice	L	4-5
3/4	CENTRAL ARKANSAS	W	15-6
3/5	CENTRAL ARKANSAS	W	8-3
Texas State Classic - San Marcos, Texas			
3/8	vs. Northern Illinois	W	11-5
3/8	at Texas State	L	3-14
3/9	vs. Northern Illinois	W	8-5
3/11	at New Mexico	W	8-6
3/14	at #22 Texas A&M	L	5-6 (12)
3/15	at #22 Texas A&M	L	1-12
3/16	at #22 Texas A&M	W	9-3
3/18	at Texas A&M-CC	W	21-8
3/20	#13 TEXAS	L	6-22
3/21	#13 TEXAS	W	7-5
3/22	#13 TEXAS	L	3-4
3/24	UC-RIVERSIDE	W	5-4
3/25	UC-RIVERSIDE	L	6-8
3/28	#2 MISSOURI	L	0-1
3/29	#2 MISSOURI	W	3-2
3/30	#2 MISSOURI	W	15-11
4/1	TEXAS A&M-CC	W	6-1
4/2	TEXAS A&M-CC	W	10-5
4/4	at #9 Nebraska	L	2-6
4/5	at #9 Nebraska	L	2-5
4/6	at #9 Nebraska	L	3-5
4/8	NEW MEXICO	W	10-0
4/9	NEW MEXICO	L	2-7
4/11	at Kansas	L	5-9
4/12	at Kansas	L	1-9
4/13	at Kansas	L	2-5
4/15	at UNLV	L	8-9
4/16	at UNLV	L	8-15
4/18	KANSAS STATE	L	4-12
4/19	KANSAS STATE	L	4-7 (10)
4/20	KANSAS STATE	W	19-4
4/22	NEW MEXICO STATE	W	12-2
4/23	vs. New Mexico State	W	16-10
4/25	OKLAHOMA	L	7-12
4/26	OKLAHOMA	W	6-2
4/27	OKLAHOMA	L	2-3
5/7	at Dallas Baptist	L	7-16
5/9	at #8 Oklahoma State	L	2-3
5/10	at #8 Oklahoma State	L	3-13
5/11	at #8 Oklahoma State	W	12-10
5/13	DALLAS BAPTIST	L	4-8
5/13	DALLAS BAPTIST	W	9-8
5/16	BAYLOR	W	7-4
5/17	BAYLOR	L	3-13
5/18	BAYLOR	W	12-5

PLAYERS: Pitchers - James Leverton, Sam Janca, Brian Cloud, Zach Stewart, Robert Kilcrease, Owen Brotsma, Russ Fornea, Cory Large, Chad Bettis, Lorenzo Douglas, AJ Ramos, Nathan Karns, Austin Quick, Paul Gonzalez, Jordan Stern... Position Players - Willie Rueda, Chris Richburg, Chris Hall, Joey Kenworthy, Jason Seefeld, Roger Kieschnick, Doug Thennis, Taylor Ashby, Monk Kreder, Tanner Rindels, Jon Capuccio, John Schnettgoecke, Logan Leslie, Juan Rodriguez, James Leverton, Jeremy Mayo, Blake Lemen, Cory Large, Logan Brown, AJ Ramos

2009 (25-32, 12-15 BIG 12)

H: (15-7) A: (7-19) N: (3-6)

Head Coach: Dan Spencer

2/20	SOUTHERN UTAH	W	14-3
2/20	UT-PAN AMERICAN	W	6-5
2/21	SOUTHERN UTAH	W	8-2
2/22	UT-PAN AMERICAN	W	10-4
2/24	NEW MEXICO	L	10-13
2/25	NEW MEXICO	W	6-3
2/27	at Cal-State Northridge	L	4-8
2/28	at Cal-State Northridge	L	3-7
3/1	at Cal-State Northridge	L	2-3
3/3	at UC-Riverside	L	8-9
Palm Springs Invitational - Palm Springs, Calif.			
3/5	vs. UC-Riverside	L	5-9
3/6	vs. San Francisco	L	1-2
3/7	vs. Gonzaga	W	7-1
3/8	vs. #24 Oregon State	L	6-9
3/11	DALLAS BAPTIST	L	2-11
3/14	NEBRASKA	W	16-8
3/15	NEBRASKA	L	1-10
3/16	NEBRASKA	W	10-3
3/17	at Texas A&M-CC	L	5-7
3/18	at Texas A&M-CC	L	2-6
3/20	at #9 Baylor	L	4-8
3/21	at #9 Baylor	L	4-5
3/22	at #9 Baylor	W	13-8
3/23	LUBBOCK CHRISTIAN	W	4-3
3/25	at Texas State	L	4-10
3/27	at #8 Texas	L	5-9
3/28	at #8 Texas	W	4-2
3/29	at #8 Texas	L	1-8
3/31	at #18 New Mexico	W	8-4
4/1	at #18 New Mexico	L	7-15
4/3	#11 TEXAS A&M	W	4-3
4/4	#11 TEXAS A&M	L	7-13
4/5	#11 TEXAS A&M	W	10-6
4/7	vs. UTSA	L	0-2
4/8	vs. UTSA	W	7-6
4/10	at #11 Oklahoma	L	0-6
4/11	at #11 Oklahoma	L	0-4
4/11	at #11 Oklahoma	W	5-1
4/13	at #16 TCU	L	5-12
4/17	#24 KANSAS	W	15-10
4/18	#24 KANSAS	W	7-5
4/19	#24 KANSAS	L	6-15
4/21	UNLV	W	10-6
4/22	UNLV	W	14-5
4/24	at Missouri	L	7-18
4/25	at Missouri	L	5-9
4/26	at Missouri	L	2-15 (7)
5/6	at Dallas Baptist	W	9-6
5/8	at #10 Kansas State	W	6-0
5/9	at #10 Kansas State	W	12-6
5/10	at #10 Kansas State	L	5-9
5/15	OKLAHOMA STATE	W	9-8
5/16	OKLAHOMA STATE	L	5-14
5/17	OKLAHOMA STATE	L	9-10
Big 12 Championships (Bricktown Ballpark) - Oklahoma City, Okla.			
5/20	vs. #8 Oklahoma	L	2-5
5/22	vs. #15 Missouri	W	4-2
5/23	vs. #19 Texas A&M	L	4-11

PLAYERS: Pitchers - Chad Bettis, AJ Ramos, Nathan Karns, Louis Head, Robert Kilcrease, Brian Cloud, Miles Morgan, Kellen Monreal, Brandon Foster, Colt Farrar, Brennan Stewart, Lorenzo Douglas, Cory Large, Ben Flora, Jordan Stern, Austin Quick... Position Players - Chris Richburg, Joey Kenworthy, Taylor Ashby, Scott LeJeune, Willie Rueda, Jeremy Mayo, Justin Berry, Michael Reed, Kellen Monreal, Garrett Totten, Logan Leslie, Nick Hanslik, Mason Macnoll, Kevin Whitehead, Kengray Fleming, Logan Brown and Mehdi Alavi

2010 (28-29, 13-14 BIG 12)

H: (20-11) A: (7-12) N: (1-6)

Head Coach: Dan Spencer

Red Raider Classic, Lubbock, Texas			
2/19	JACKSONVILLE STATE	W	8-3
2/20	MICHIGAN	W	4-2
2/21	MICHIGAN	W	18-5
2/21	JACKSONVILLE STATE	W	11-8
Brooks Wallace Memorial Classic - Lubbock, Texas			
2/25	BETHUNE-COOKMAN	W	12-8
2/26	WASHINGTON STATE	L	3-6
2/27	BETHUNE-COOKMAN	W	14-12
2/28	WASHINGTON STATE	L	7-10
3/2	DALLAS BAPTIST	W	8-5
Houston College Classic (Minute Maid Park) - Houston, Texas			
3/5	vs. #7 TCU	L	2-11
3/6	vs. #9 Rice	L	2-3
3/7	vs. Houston	L	8-15
3/9	GONZAGA	W	9-7
3/10	GONZAGA	L	9-13
3/12	at #7 TCU	L	7-8
3/13	at #7 TCU	L	1-9
3/14	at #7 TCU	L	5-8
3/16	TEXAS STATE	L	7-13
3/19	at #23 Texas A&M	L	3-6
3/20	at #23 Texas A&M	L	4-5
3/21	at #23 Texas A&M	W	13-7
3/23	TEXAS A&M-CC	W	9-5
3/23	TEXAS A&M-CC	W	10-9
3/26	#8 TEXAS	W	12-5
3/27	#8 TEXAS	L	3-8
3/28	#8 TEXAS	L	5-17
3/30	vs. New Mexico State	L	2-6
4/1	#20 KANSAS STATE	W	8-5
4/2	#20 KANSAS STATE	W	13-4
4/3	#20 KANSAS STATE	L	6-10
4/5	at UNLV	L	8-10
4/6	at UNLV	W	11-9
4/9	at Oklahoma State	L	3-13
4/10	at Oklahoma State	W	5-4
4/11	at Oklahoma State	W	5-3
4/14	at Dallas Baptist	W	13-11
4/17	#11 OKLAHOMA	L	1-12
4/17	#11 OKLAHOMA	W	7-3
4/18	#11 OKLAHOMA	W	8-3
4/20	ALABAMA A&M	W	18-4
4/21	ALABAMA A&M	W	3-0
4/23	at Kansas	L	2-10
4/24	at Kansas	W	11-8
4/25	at Kansas	W	21-10
4/27	at New Mexico	L	8-16
4/30	MISSOURI	L	8-12 (11)
5/1	MISSOURI	W	5-4
5/2	MISSOURI	W	16-15
5/15	BAYLOR	L	2-6
5/15	BAYLOR	W	5-3
5/16	BAYLOR	L	5-12
5/21	at Nebraska	L	3-9
5/22	at Nebraska	L	6-8
5/23	at Nebraska	L	7-8
Big 12 Championships (Bricktown Ballpark) - Oklahoma City, Okla.			
5/26	vs. Texas A&M	L	2-9
5/27	vs. #1 Texas	W	4-2
5/29	vs. Missouri	L	3-7

PLAYERS: Pitchers - Bobby Doran, Chad Bettis, Joe Burnett, Ben Flora, John Neely, Colt Farrar, Brennan Stewart, Justin Cooper, Brett Bruening, Jay Johnson, Scott Erzinger, Louis Head, Jordan Stern, Brandon Petitie... Position Players - Barrett Barnes, Michael Reed, Nick Popescu, Scott LeJeune, Jamodrick McGruder, Jeremy Mayo, Joey Kenworthy, Taylor Ashby, Stephen Hagen, Kevin Whitehead, Bonham Hough, Justin Berry, Bo Altobelli, Garrett Totten, Alec Mielnicki, Louis Head



2011 (33-25, 12-15 BIG 12)

H: (21-12) A: (10-11) N: (2-2)

Head Coach: Dan Spencer

Red Raider Classic - Lubbock, Texas			
2/18	WESTERN MICHIGAN	W	8-0
2/19	NORTHWESTERN	W	6-1
2/19	UTAH VALLEY	W	6-2
2/20	NORTHWESTERN	W	8-6
Brooks Wallace Memorial Classic - Lubbock, Texas			
2/24	BYU	W	7-4
2/25	BYU	L	3-8
2/26	NORTHERN ILLINOIS	W	15-3
2/27	NORTHERN ILLINOIS	W	14-8
3/1	UNLV	W	9-4
3/2	UNLV	L	3-4
3/4	#8 TCU	L	0-7
3/5	#8 TCU	L	6-8
3/6	#8 TCU	L	1-8
Texas Tech Invitational - Lubbock, Texas			
3/11	IOWA	W	9-7
3/12	TEXAS A&M-CC	L	5-14
3/12	IOWA	W	6-4
3/13	TEXAS A&M-CC	W	6-5
3/15	TEXAS A&M-CC	W	9-7
3/18	at #14 Baylor	W	6-5
3/19	at #14 Baylor	L	13-14
3/20	at #14 Baylor	W	10-6 (10)
3/22	at Dallas Baptist	W	7-6
3/25	NEBRASKA	L	5-15
3/26	NEBRASKA	W	10-8
3/27	NEBRASKA	W	3-0
4/1	at #7 Oklahoma	L	1-10
4/2	at #7 Oklahoma	L	1-11
4/3	at #7 Oklahoma	L	5-8
4/5	vs. UTSA (San Angelo, Texas)	W	8-2
4/5	vs. UTSA (San Angelo, Texas)	W	11-6
4/8	#5 TEXAS A&M	W	4-3 (12)
4/9	#5 TEXAS A&M	L	4-5
4/10	#5 TEXAS A&M	L	8-14
4/12	at New Mexico	W	4-1
4/13	at New Mexico	W	7-6
4/15	at #4 Texas	L	1-4
4/16	at #4 Texas	W	2-1
4/17	at #4 Texas	L	1-3
4/18	at Texas State	W	8-5
4/21	at Kansas State	L	1-2
4/22	at Kansas State	L	3-4
4/23	at Kansas State	L	1-4
4/26	NEW MEXICO	W	6-1
4/27	NEW MEXICO	L	4-8
4/29	KANSAS	W	3-2 (10)
4/30	KANSAS	W	9-4
5/1	KANSAS	W	8-7
5/3	DALLAS BAPTIST	L	1-11
5/10	at Michigan	W	8-2
5/11	at Michigan	W	6-4
5/13	at Missouri	L	1-11
5/14	at Missouri	W	6-4
5/15	at Missouri	L	3-4
5/20	#22 OKLAHOMA STATE	L	10-11
5/21	#22 OKLAHOMA STATE	W	11-7
5/22	#22 OKLAHOMA STATE	W	5-3

Big 12 Championship (RedHawks Field) - Oklahoma City, Okla.
 5/25 vs. #13 Texas A&M L 5-10
 5/26 vs. #12 Oklahoma L 1-3

PLAYERS: Pitchers - John Neely (RHP), Trey Masek (RHP), Robbie Kilcrease (LHP), Aaron Corwin (RHP), Zach Fowler (LHP), Brennan Stewart (RHP), Scott Erzinger (LHP), Duke von Schamann (RHP/DH), Daniel Coulombe (LHP), Hayden Holub (RHP), Andre Wheeler (LHP/OF), Taylor Christian (RHP), Jamen Parten (RHP), Jerad McCrummen (RHP), David Paiz (RHP/OF), Ben Flora (LHP), Cory Bafidis (LHP)... Position Players - Reid Redman (3B), Kelby Tomlinson (SS), Nick Popescu (2B/LF), Jamodrick McGruder (2B), Barrett Barnes (CF), David Paiz (OF/RHP), Stephen Hagen (1B), Bo Altobelli (C/DH), Andre Wheeler (OF/LHP), Kevin Whitehead (C), Mason Randolph (C), Marshall Williams (1B), Jordan Lopez (LF), Nick Hanslik (LF), Scott LeJeune (LF)

Did Not Play/Redshirted - Trey Kensig (C), Zach Johnson (RHP), Travis Hoffmeister (LHP), Rusty Shellhorn (LHP)

2012 (29-26, 7-17 BIG 12)

H: (22-11) A: (6-13) N: (1-2)

Head Coach: Dan Spencer

Red Raider Classic - Lubbock, Texas			
2/17	#31 MISSOURI STATE	W	4-1
2/18	TENNESSEE TECH	W	9-5
2/19	TENNESSEE TECH	W	8-0
2/19	#31 MISSOURI STATE	L	2-4
Brooks Wallace Memorial Classic - Lubbock, Texas			
2/24	#18 ST. JOHN'S	W	4-1
2/25	NORTHERN ILLINOIS	W	8-5
2/26	#18 ST. JOHN'S	W	5-2
2/26	NORTHERN ILLINOIS	W	10-4
2/27	NORTHERN ILLINOIS	W	3-2
Houston College Classic - Houston, Texas (Minute Maid Park)			
3/2	vs. #4 Arkansas	L	1-3
3/3	vs. #4 Rice	L	2-6
3/4	vs. Houston	W	10-4
3/6	at #10 Arizona State	W	8-4
3/11	at #26 TCU	L	1-2
3/12	at #26 TCU	L	4-7
3/13	ALABAMA A&M	W	21-1
3/14	ALABAMA A&M	W	25-5
3/16	at Baylor	L	4-9
3/17	at Baylor	L	3-4
3/18	at Baylor	L	1-8
3/20	FLORIDA GULF COAST	W	11-4
3/21	FLORIDA GULF COAST	W	14-8
3/23	#27 OKLAHOMA	W	6-1
3/24	#27 OKLAHOMA	L	3-5
3/25	#27 OKLAHOMA	L	2-8
3/27	NEW MEXICO STATE	L	6-7
3/30	at Kansas	W	3-1
3/31	at Kansas	L	2-5
4/1	at Kansas	L	3-9
4/3	ANGELO STATE	W	13-8
4/5	#25 TEXAS	L	4-7
4/6	#25 TEXAS	W	7-6 (14)
4/7	#25 TEXAS	L	3-14
4/11	DALLAS BAPTIST	W	7-1
4/13	HOUSTON	W	15-4
4/14	HOUSTON	W	7-1
4/15	HOUSTON	W	10-9 (12)
4/17	NEW MEXICO	L	3-10
4/18	NEW MEXICO	L	4-6
4/20	at Oklahoma State	L	1-2
4/21	at Oklahoma State	L	2-5
4/22	at Oklahoma State	L	1-7
4/24	at New Mexico	W	9-5
4/25	at New Mexico	L	13-14
4/27	MISSOURI	L	0-9
4/28	MISSOURI	W	4-3
4/29	MISSOURI	W	7-0
5/1	at New Mexico State	W	12-7
5/4	at #9 Texas A&M	L	2-4
5/5	at #9 Texas A&M	L	2-7
5/6	at #9 Texas A&M	W	8-4 (12)
5/8	at #27 Dallas Baptist	W	5-0
5/17	KANSAS STATE	L	5-7
5/18	KANSAS STATE	L	1-5
5/19	KANSAS STATE	W	8-2

PLAYERS: Pitchers - Duke von Schamann (RHP), Shane Broyles (RHP), John Neely (RHP), Rusty Shellhorn (LHP), Daniel Coulombe (LHP), David Paiz (RHP/OF), Trey Masek (RHP), Andre Wheeler (LHP/OF), Aaron Corwin (RHP), Ben Flora (LHP), Jerad McCrummen (RHP), Blake Stewart (RHP), Brennan Stewart (RHP), Jamen Parten (RHP), Brannon Easterling (RHP)... Position Players - Jamodrick McGruder (2B/OF), Bo Altobelli (C), Barrett Barnes (CF), Scott LeJeune (1B/DH), Brennan Moore (LF), Tim Proudfoot (SS), Nick Hanslik (OF), Matt Eureka (INF), Reid Redman (3B), Mason Randolph (C), Stephen Hagen (1B/DH), Jordan Lopez (OF), Bryant Burleson (2B/3B/SS), Kevin Whitehead (C), Blake Bass (1B)

Did Not Play/Redshirted - Zach Reding (OF), Ryan Bielitz (LHP), Scott Erzinger (LHP)

2013 (26-30, 9-15 BIG 12)

H: (19-10) A: (6-16) N: (1-4)

Head Coach: Tim Tadlock

Brooks Wallace Memorial Classic - Lubbock, Texas			
2/15	NORTHERN ILLINOIS	W	8-0
2/16	NORTHERN COLORADO	W	10-1
2/16	BYU	W	5-1
2/17	NORTHERN ILLINOIS	W	13-0
UCF Wawa Weekend Classic - Orlando, Fla.			
2/22	vs. Troy	L	3-10
2/23	at UCF	L	8-13
2/24	vs. Connecticut	L	0-1 (11)
2/25	at Florida International	L	7-9
2/26	at Florida International	W	8-6
3/1	LA SALLE	L	5-6 (12)
3/2	LA SALLE	W	3-0
3/3	LA SALLE	W	7-0
3/5	at #16 Arizona	L	2-6
3/6	at #16 Arizona	W	5-2
3/8	UT ARLINGTON	W	8-3
3/9	UT ARLINGTON	W	4-1
3/10	UT ARLINGTON	L	12-13
3/12	UTAH VALLEY	W	9-2
3/13	UTAH VALLEY	W	6-0
3/15	at Texas	W	1-0
3/16	at Texas	L	1-2
3/17	at Texas	W	4-2
3/19	#20 ARIZONA STATE	W	8-7
3/22	at West Virginia	L	0-2
3/23	at West Virginia	W	6-4 (10)
3/23	at West Virginia	L	1-3
3/25	at New Mexico State	L	6-7
3/29	TCU	L	1-4
3/30	TCU	L	3-7
3/31	TCU	W	8-7
4/2	at New Mexico	L	3-10
4/3	at Kansas State	L	5-6
4/4	at Kansas State	L	2-15
4/5	at Kansas State	L	2-12 (8)
4/9	at Dallas Baptist	L	9-10
4/14	LUBBOCK CHRISTIAN	L	5-6
4/16	at #22 Rice	L	2-11
4/19	KANSAS	L	3-4
4/20	KANSAS	L	1-6
4/21	KANSAS	W	16-5 (8)
4/23	NEW MEXICO STATE	W	6-1
4/26	at #11 Oklahoma	L	0-8
4/27	at #11 Oklahoma	L	2-6
4/28	at #11 Oklahoma	W	9-3
4/30	#17 NEW MEXICO	W	12-8
5/3	#19 OKLAHOMA STATE	W	5-2
5/4	#19 OKLAHOMA STATE	L	5-11
5/5	#19 OKLAHOMA STATE	L	0-3
5/7	DALLAS BAPTIST	W	7-2
5/15	at #13 Arizona State	L	5-8
5/16	BAYLOR	W	17-5
5/17	BAYLOR	W	7-1
5/18	BAYLOR	L	8-15
Big 12 Championship (Bricktown Ballpark) - Oklahoma City, Okla.			
5/23	vs. #15 Kansas State	L	3-4
5/24	vs. #24 Oklahoma	L	0-8
5/25	vs. Baylor	W	8-2

PLAYERS: Pitchers - Trey Masek (RHP), Jonny Drozd (LHP), Dominic Moreno (RHP), Matt Withrow (RHP), Jerad McCrummen (RHP), Justin Bethard (RHP), Andre Wheeler (LHP), Johnathon Tripp (RHP), Corey Taylor (RHP), Nathan Bauder (RHP), Matt Custred (RHP), Dalton Brown (RHP), Reid Meyer (LHP)... Position Players - Jake Barrios (3B), Devon Conley (OF), Jarrod Poteete (C/DH), Brett Bell (OF), Bryant Burleson (2B), Eric Gutierrez (1B), Tim Proudfoot (SS), Todd Ritchie (OF), Zach Davis (OF), Mason Randolph (C), Tyler Neslony (OF), Brennan Moore (OF), Scott LeJeune (1B/DH), Alec Humphreys (INF), Blake Bass (1B), Eliot Richoux (C/DH), A.J. Florence (SS), Wade Stramp (INF/DH)

Did Not Play/Redshirted - Joey Zurawik (RHP), Heath Herington (RHP)



YEAR-BY-YEAR RESULTS

2014 (45-21, 14-10 BIG 12)

H: (33-4) A: (9-10) N: (3-7)

Head Coach: Tim Tadlock

NCAA REGIONAL CHAMPIONS NCAA SUPER REGIONAL CHAMPIONS NCAA COLLEGE WORLD SERIES

2/14	#3 INDIANA	L	0-1
2/15	#3 INDIANA	W	10-5
2/15	#3 INDIANA	W	6-2
2/16	#3 INDIANA	W	7-0
Brooks Wallace Memorial Series - Lubbock, Texas			
2/21	ORAL ROBERTS	W	3-2
2/22	ORAL ROBERTS	W	7-2
2/23	ORAL ROBERTS	W	4-1
2/24	BYU	W	4-2
2/27	at Stephen F. Austin	W	5-4
Minute Maid College Classic (Minute Maid Park) - Houston, Texas			
2/28	vs. Houston	L	0-9
3/1	vs. Sam Houston State	L	6-10
3/2	vs. #10 Rice	W	2-1
3/4	NEW MEXICO	W	9-3
3/6	NEW MEXICO STATE	W	5-3
3/7	NEW MEXICO STATE	W	15-2
3/8	NEW MEXICO STATE	W	8-7 (12)
3/9	NEW MEXICO STATE	W	14-4
3/11	ABILENE CHRISTIAN	W	6-2
3/14	at Baylor	L	0-1
3/15	at Baylor	L	1-2
3/16	at Baylor	W	7-1
3/18	STEPHEN F. AUSTIN	W	20-4
3/19	STEPHEN F. AUSTIN	L	3-6
3/21	at #24 TCU	L	0-9
3/22	at #24 TCU	W	10-2
3/23	at #24 TCU	W	12-2
3/25	ARKANSAS-PINE BLUFF	W	2-0
3/25	ARKANSAS-PINE BLUFF	W	5-1
3/28	#12 TEXAS	L	1-11
3/29	#12 TEXAS	W	8-4
3/30	#12 TEXAS	L	2-5 (12)
4/1	vs. New Mexico (Midland, Texas)	W	6-3
4/4	at #20 Oklahoma State	L	1-3
4/5	at #20 Oklahoma State	W	16-6
4/6	at #20 Oklahoma State	L	3-8
4/8	ABILENE CHRISTIAN	W	19-2
4/11	KANSAS STATE	W	11-7
4/12	KANSAS STATE	W	7-4
4/13	KANSAS STATE	W	11-7
4/15	DALLAS BAPTIST	W	5-4
4/17	PRAIRIE VIEW A&M	W	4-3
4/18	PRAIRIE VIEW A&M	W	8-0
4/19	PRAIRIE VIEW A&M	W	13-0 (7)
4/21	at #24 New Mexico	L	3-4
4/22	vs. #15 TCU (Abilene, Texas)	L	0-4
4/25	OKLAHOMA	W	9-5
4/26	OKLAHOMA	W	14-4
4/27	OKLAHOMA	W	14-4 (7)
4/29	at Oral Roberts	W	4-1 (12)
5/2	at Kansas	L	3-11
5/3	at Kansas	L	4-6
5/4	at Kansas	L	1-4
5/6	at Dallas Baptist	W	18-3
5/15	WEST VIRGINIA	W	4-3 (11)
5/16	WEST VIRGINIA	W	3-2
5/17	WEST VIRGINIA	W	4-0
Big 12 Championship (Bricktown Ballpark) - Oklahoma City, Okla.			
5/21	vs. #19 Texas	L	3-8
5/22	vs. Oklahoma	L	8-9
NCAA Coral Gables Regional - Coral Gables, Fla.			
5/30	vs. Columbia	W	3-2
5/31	at #3 Miami (Fla.)	W	3-0
6/1	at #3 Miami (Fla.)	L	1-2 (10)
6/2	at #3 Miami (Fla.)	W	4-0
NCAA Lubbock Super Regional - Lubbock, Texas			
6/7	#16 COLLEGE OF CHARLESTON	W	1-0
6/8	#16 COLLEGE OF CHARLESTON	W	1-0
NCAA College World Series - Omaha, Neb.			
6/15	vs. #2 TCU	L	2-3
6/17	vs. #4 Ole Miss	L	1-2

PLAYERS: Pitchers - Dylan Dusek (LHP), Jonny Drozd (LHP), Cameron Smith (LHP), Chris Sadberry (LHP), Dominic Moreno (RHP), Corey Taylor (RHP), Johnathon Tripp (RHP), Ryan Moseley (RHP), Dalton Brown (RHP), Nick Pettus (RHP), Ty Damron (LHP), Matt Withrow (RHP), Sean Thompson (RHP), Justin Bethard (RHP), Matt Custred (RHP), Heath Herrington (RHP/OF)...

Position Players - Adam Kirsch (OF/DH), Eric Gutierrez (1B), Stephen Smith (OF), Jake Barrios (3B), Bryant Burleson (2B), Tyler Neslony (OF), Zach Davis (OF), Mason Randolph (C), Alec Humphreys (3B/OF), Tim Proudfoot (SS), Anthony Lyons (OF), Devon Conley (OF), Hunter Redman (C), Tyler Floyd (C), Matt Broadbent (SS/3B), Ryan Long (3B/SS), Todd Ritchie (OF)

SEASON NOTES
 - First NCAA Regional championship in school history.
 - First NCAA Super Regional and College World Series appearance.
 - Tim Tadlock named Regional and National Coach of the Year.

2015 (31-24, 13-11 BIG 12)

H: (20-10) A: (9-12) N: (2-2)

Head Coach: Tim Tadlock

2/13	SAN FRANCISCO	W	9-7
2/14	SAN FRANCISCO	W	15-6
2/14	SAN FRANCISCO	W	13-5
2/15	SAN FRANCISCO	W	9-7
2/17	NEVADA	L	4-8
Brooks Wallace Memorial Series - Lubbock, Texas			
2/20	NORTHERN ILLINOIS	W	8-0
2/20	NORTHERN ILLINOIS	W	5-0
2/21	NORTHERN ILLINOIS	W	6-4
2/21	NORTHERN ILLINOIS	W	6-0
2/25	SACRAMENTO STATE	W	4-3
3/3	ABILENE CHRISTIAN	W	6-5 (16)
3/6	at #30 Cal State Fullerton	L	0-4
3/7	at #30 Cal State Fullerton	L	2-3
3/8	at #30 Cal State Fullerton	L	5-6
3/10	NEW MEXICO STATE	W	4-3 (12)
3/11	NEW MEXICO STATE	W	7-4
3/13	at #28 San Diego State	L	0-9
3/14	at #28 San Diego State	W	11-0
3/15	at #28 San Diego State	W	6-3
3/17	ORAL ROBERTS	L	7-9 (11)
3/18	ORAL ROBERTS	W	7-4
3/20	at Oklahoma	W	6-1
3/21	at Oklahoma	L	2-5
3/22	at Oklahoma	L	2-3
3/24	NEW MEXICO	L	6-7
3/27	KANSAS	L	4-7
3/28	KANSAS	W	9-3
3/29	KANSAS	W	3-2
3/31	at New Mexico	L	5-6
4/2	#2 TCU	L	0-8
4/3	#2 TCU	W	5-1
4/4	#2 TCU	L	1-4
4/7	at Oral Roberts	L	4-5
4/10	BAYLOR	W	8-4
4/11	BAYLOR	W	3-2 (12)
4/12	BAYLOR	W	9-5
4/14	at Abilene Christian	W	7-6
4/17	at Kansas State	L	3-5
4/18	at Kansas State	W	7-1
4/19	at Kansas State	W	4-1
4/21	vs. Abilene Christian	W	10-2
4/24	#9 OKLAHOMA STATE	W	5-3
4/25	#9 OKLAHOMA STATE	L	2-8
4/26	#9 OKLAHOMA STATE	L	3-6
4/28	GRAND CANYON	L	4-5 (10)
4/29	GRAND CANYON	L	5-10
5/1	at Texas	L	0-3
5/2	at Texas	W	9-1
5/3	at Texas	W	5-1
5/14	at West Virginia	L	4-6
5/15	at West Virginia	L	2-8
5/16	at West Virginia	W	8-2
Big 12 Championship (Bricktown Ballpark) - Oklahoma City, Okla.			
5/20	vs. Texas	L	1-2
5/21	vs. #2 TCU	W	8-1
5/22	vs. Baylor	L	4-5

PLAYERS: Pitchers - Johnathon Tripp (RHP), Quinn Carpenter (RHP/OF), Patrick Mahomes II (RHP/OF), Sean Thompson (RHP), Ryan Moseley (RHP), Dominic Moreno (RHP), Matt Custred (RHP), Dalton Brown (RHP), Matt Withrow (RHP), Corey Taylor (RHP), Jackson Lancaster (LHP), Cameron Smith (LHP), Ty Damron (LHP), Jacob Patterson (LHP), Dylan Dusek (LHP)...

Position Players - Stephen Smith (OF), Anthony Lyons (DH/OF), Zach Davis (OF), Tyler Neslony (OF), Tanner Gardner (RHP), Hunter Hargrove (OF), Tyler Floyd (C), Hunter Southerland (C), William Hairston (INF/OF), Landon Darwin (INF/OF), Orlando Garcia (SS/3B), Bryant Burleson (2B), Ryan Long (3B), Cory Raley (DH/2B/SS), Tim Proudfoot (SS), Eric Gutierrez (1B), Nick Marshall (C).

Did Not Play/Redshirted - Parker Mushinski (LHP/1B), Kholetson Sanchez (C)

2016 (47-20, 19-5 BIG 12)

H: (25-9) A: (16-6) N: (6-5)

Head Coach: Tim Tadlock

BIG 12 CHAMPIONS NCAA REGIONAL CHAMPIONS NCAA SUPER REGIONAL CHAMPIONS NCAA COLLEGE WORLD SERIES

2/19	MILWAUKEE	W	12-3
2/20	MILWAUKEE	L	3-10
2/20	MILWAUKEE	W	9-1
2/21	MILWAUKEE	W	12-0
2/21	at Sam Houston State	W	11-6
Minute Maid College Classic (Minute Maid Park) - Houston, Texas			
2/26	vs. #9 Houston	W	3-2
2/27	vs. #6 Louisiana	W	5-3 (10)
2/28	vs. #18 Arkansas	L	6-10
3/1	NEW MEXICO STATE	L	6-7
3/2	NEW MEXICO STATE	W	14-2
3/4	#22 C. STATE FULLERTON	L	3-7
3/5	#22 C. STATE FULLERTON	W	6-5
3/6	#22 C. STATE FULLERTON	L	1-4
3/11	at #9 California	L	2-9
3/12	at #9 California	W	11-8
3/15	vs. UTA (Arlington, Texas)	W	6-4
3/18	at Baylor	W	5-0
3/19	at Baylor	L	3-4
3/20	at Baylor	W	6-5
3/22	NEW MEXICO	W	14-10
3/24	OKLAHOMA	W	5-0
3/25	OKLAHOMA	W	6-1
3/26	OKLAHOMA	W	13-7
3/28	at UNLV	L	5-8
3/29	at UNLV	W	14-6
4/2	KANSAS STATE	W	10-3
4/2	KANSAS STATE	W	10-4
4/3	KANSAS STATE	W	6-5
4/5	at #5 Florida State	L	1-10
4/6	at #5 Florida State	W	8-4
4/8	at #16 Oklahoma State	W	5-1
4/9	at #16 Oklahoma State	W	8-2
4/10	at #16 Oklahoma State	W	15-5
4/13	SAM HOUSTON STATE	W	8-6
4/13	SAM HOUSTON STATE	W	20-3
4/15	SAN DIEGO STATE	W	3-1
4/16	SAN DIEGO STATE	W	10-0
4/17	SAN DIEGO STATE	W	7-2
4/19	at New Mexico	W	7-4
4/20	at New Mexico	L	5-6 (10)
4/22	TEXAS	W	13-6
4/23	TEXAS	L	4-7
4/24	TEXAS	L	1-17
4/27	vs. Abilene Christian (Midland, Texas)	W	5-4
4/29	at #6 TCU	W	7-3
4/30	at #6 TCU	L	6-13
5/1	at #6 TCU	W	3-1
5/6	at Kansas	W	10-3
5/7	at Kansas	W	9-2
5/8	at Kansas	W	6-3
5/10	at Abilene Christian	W	7-2
5/19	WEST VIRGINIA	W	2-1
5/20	WEST VIRGINIA	W	4-2
5/21	WEST VIRGINIA	L	7-8
Big 12 Championship (Bricktown Ballpark) - Oklahoma City, Okla.			
5/25	vs. Kansas State	W	8-5
5/26	vs. West Virginia	L	4-9
5/27	vs. Oklahoma	L	4-17
NCAA Lubbock Regional - Lubbock, Texas			
6/3	FAIRFIELD	W	12-1
6/4	NEW MEXICO	W	4-3
6/5	DALLAS BAPTIST	L	6-10
6/6	#17 DALLAS BAPTIST	W	5-3
NCAA Lubbock Super Regional - Lubbock, Texas			
6/10	#16 EAST CAROLINA	L	6-8
6/11	#16 EAST CAROLINA	W	3-1 (13)
6/12	#16 EAST CAROLINA	W	11-0
NCAA College World Series - Omaha, Neb.			
6/19	vs. #3 TCU	L	3-5
6/21	vs. #1 Florida	W	3-2
6/23	vs. #5 Coastal Carolina	L	5-7

PLAYERS: Pitchers - Dalton Brown (RHP), Garrett Bruce (RHP), Tanner Buxton (RHP), Ty Damron (LHP), Robert Dugger (RHP), Chandler Eden (RHP), Steven Gingery (LHP), Ty Harpenau (RHP), Hayden Howard (LHP), Erikson Lanning (LHP), Davis Martin (RHP), Ryan Moseley (RHP), Parker Mushinski (LHP), Jonathan Nicholson (RHP), Jacob Patterson (LHP), Ryan Shetter (RHP), Sean Thompson (RHP)

Position Players - Matt Bernstein (C), Michael Davis (2B), Zach Davis (OF), Cody Farhat (OF), Tyler Floyd (C), Tyler Fowler (3B), Orlando Garcia (SS), Tanner Gardner (OF), Eric Gutierrez (1B), Hunter Hargrove (3B/OF), Ryan Long (3B/OF), Anthony Lyons (OF), Tyler Neslony (OF), Trey Ochoa (SS), Cory Raley (DH/OF), Kholetson Sanchez (C), Stephen Smith (OF), Braden Williams (C)

SEASON NOTES
 - First NCAA Regional championship in school history.
 - First NCAA Super Regional and College World Series appearance.
 - Tim Tadlock named Regional and National Coach of the Year.

2017 (45-17, 16-8 BIG 12)

H: (23-6) A: (15-6) N: (7-5)

Head Coach: Tim Tadlock

BIG 12 CHAMPIONS

NCAA REGIONAL APPEARANCE

2/17	vs. Western Illinois (DH)	W	15-1
2/17	at Mississippi State (DH)	W	5-2
2/18	vs. Western Illinois	W	13-5
2/19	at Mississippi State	L	5-8
2/21	NEW MEXICO STATE	W	16-1
2/24	CALIFORNIA	W	4-2
2/25	CALIFORNIA (DH)	W	5-1
2/25	CALIFORNIA (DH)	W	3-2 (11)
2/26	CALIFORNIA	W	11-2
2/28	NEW MEXICO	W	7-2
Minute Maid College Classic (Minute Maid Park) - Houston, Texas			
3/3	vs. #11 Texas A&M	L	0-9
3/4	vs. #8 Ole Miss	W	5-1
3/5	vs. #2 LSU	W	5-4
3/7	ARIZONA	W	13-1
3/10	UTSA	W	7-6
3/11	UTSA	L	2-3
3/12	UTSA	W	8-4
3/14	vs. UTA (Arlington, Texas)	L	1-5
3/17	at Texas	W	2-1
3/18	at Texas	W	2-1
3/19	at Texas	W	8-5
3/21	UNLV	W	5-2
3/22	UNLV	W	5-4 (10)
3/24	at Wichita State	W	10-5
3/25	at Wichita State	W	4-1
3/26	at Wichita State	W	3-1
3/28	TEXAS SOUTHERN	W	8-4
3/29	TEXAS SOUTHERN	W	14-7
3/31	at #15 Oklahoma	L	2-6
4/1	at #15 Oklahoma	W	9-4
4/2	at #15 Oklahoma	L	4-5
4/4	at New Mexico State	W	15-4
4/7	#29 BAYLOR	W	13-2
4/8	#29 BAYLOR	W	5-3
4/9	#29 BAYLOR	L	9-10
4/11	NEW MEXICO	W	12-4
4/13	at Kansas State	L	3-5
4/14	at Kansas State	W	7-4
4/15	at Kansas State	W	12-8
4/18	vs. New Mexico State (Midland, Texas)	W	6-4
4/21	OKLAHOMA STATE	L	10-12
4/22	OKLAHOMA STATE	W	8-2
4/23	OKLAHOMA STATE	L	1-3 (11)
4/25	at New Mexico	L	5-16
4/26	at New Mexico	W	27-15
4/28	#2 TCU	L	1-4
4/30	#2 TCU	W	6-4
4/30	#2 TCU	W	21-3 (7)
5/3	at Ohio State	W	5-3
5/6	at West Virginia (DH)	W	1-0
5/6	at West Virginia (DH)	W	4-3
5/7	at West Virginia	L	2-3
5/18	KANSAS	W	10-6
5/19	KANSAS	W	16-4
5/20	KANSAS	W	9-4

Big 12 Championship (Bricktown Ballpark) - Oklahoma City, Okla.

5/24	vs. Oklahoma State	L	0-3
5/25	vs. Baylor	W	4-1
5/26	vs. West Virginia	L	7-12 (10)

NCAA Lubbock Regional - Lubbock, Texas

6/2	DELAWARE	W	5-2
6/3	SAM HOUSTON STATE	W	6-0
6/4	SAM HOUSTON STATE	L	8-9
6/5	SAM HOUSTON STATE	L	3-4

PLAYERS: Pitchers - Andrew Davis (RHP), Dylan Dusek (LHP), Caleb Freeman (RHP), Steven Gingery (LHP), John Henry Gonzalez (RHP), Ty Harpenau (RHP), Josh Jung (RHP), Caleb Kilian (RHP), Erikson Lanning (LHP), Davis Martin (RHP), Jake McDonald (RHP), John McMillon (RHP), Parker Mushinski (LHP), Jacob Patterson (LHP), Jose Quezada (RHP), Ryan Shetter (RHP)

Position Players - Connor Beck (OF), Michael Berglund (C), Matt Bernstein (C), Michael Davis (INF), Cody Farhat (OF), Orlando Garcia (INF), Tanner Gardner (INF/OF), Hunter Hargrove (INF), Josh Jung (INF), Brian Klein (INF), Clay Koelzer (C), Grant Little (OF), Ryan Long (OF), Anthony Lyons (OF), John McMillon (DH), Trevor Paradoski (INF), Zach Rheams (INF), Kholeton Sanchez (C), Cameron Warren (INF/OF)

2018 (45-20, 15-9 BIG 12)

H: (27-6) A: (14-10) N: (4-4)

Head Coach: Tim Tadlock

NCAA REGIONAL CHAMPIONS

NCAA SUPER REGIONAL CHAMPIONS

NCAA COLLEGE WORLD SERIES

2/16	MAINE	W	4-2
2/17	MAINE (1)	W	12-1
2/17	MAINE (2)	W	12-5
2/18	MAINE	W	21-6
2/20	NEW MEXICO STATE	W	12-0
2/24	at UTSA	W	5-0
2/25	at UTSA	W	3-0
2/26	at UTSA	W	10-6
2/27	at UTRGV	W	3-1
3/2	#11 SOUTH ALABAMA	W	8-1
3/3	#11 SOUTH ALABAMA (1)	W	14-2
3/3	#11 SOUTH ALABAMA (2)	W	5-2
3/4	#11 SOUTH ALABAMA	W	9-7
3/7	NEW MEXICO	W	7-2
3/9	at #6 Kentucky	L	7-10
3/10	at #6 Kentucky	L	6-11
3/11	at #6 Kentucky	W	5-3
3/13	at #4 Louisville	W	8-4
3/14	at #4 Louisville	L	4-7
3/16	at Baylor	L	0-2
3/17	at Baylor	L	2-12
3/18	at Baylor	W	11-4
3/23	NORTHEASTERN	W	22-3
3/24	NORTHEASTERN (1)	W	12-3
3/24	NORTHEASTERN (2)	W	13-2
3/25	NORTHEASTERN	W	9-4
3/29	WEST VIRGINIA	L	0-1
3/30	WEST VIRGINIA	W	4-1
3/31	WEST VIRGINIA	W	8-5
4/3	vs. New Mexico State (Midland)	W	2-1
4/6	at Kansas	W	15-6
4/7	at Kansas	W	10-0
4/8	at Kansas	L	3-17 (7)
4/10	at #25 Dallas Baptist	L	5-6
4/13	KANSAS STATE	W	21-4
4/14	KANSAS STATE	W	26-6
4/15	KANSAS STATE	W	9-6
4/17	at New Mexico	W	20-9
4/20	#14 OKLAHOMA	W	5-4 (10)
4/21	#14 OKLAHOMA	W	12-6
4/22	#14 OKLAHOMA	L	5-12
4/24	at #7 Arkansas	L	1-5
4/27	at TCU	L	4-6
4/28	at TCU	W	6-0
4/29	at TCU	L	5-9
5/1	SAN DIEGO	W	11-6
5/4	#18 TEXAS	L	6-12
5/5	#18 TEXAS	W	16-5
5/6	#18 TEXAS	L	5-7
5/8	DALLAS BAPTIST	L	4-10
5/17	at #14 Oklahoma State	W	9-4
5/18	at #14 Oklahoma State	W	14-6
5/19	at #14 Oklahoma State	W	7-3

Big 12 Championship (Bricktown Ballpark) - Oklahoma City, Okla.

5/23	vs. TCU	L	2-12 (7)
5/24	vs. Oklahoma State	W	6-2
5/25	vs. West Virginia	W	4-12

NCAA Lubbock Regional - Lubbock, Texas

6/1	NEW MEXICO STATE	W	9-2
6/2	LOUISVILLE	W	10-4
6/3	vs. Louisville	W	11-6

NCAA Lubbock Super Regional - Lubbock, Texas

6/9	DUKE	W	6-4
6/10	DUKE	L	2-11
6/11	DUKE	W	6-2

NCAA College World Series - Omaha, Neb.

6/17	vs. #1 Florida	W	6-3
6/20	vs. #5 Arkansas	L	4-7
6/21	vs. #1 Florida	L	6-9

PLAYERS: Pitchers - Clayton Better (RHP), Nick Candelari (RHP), Andrew Davis (RHP), Dylan Dusek (LHP), Caleb Freeman (RHP), Richard Gilbert (RHP), Steven Gingery (LHP), John Henry Gonzalez (RHP), Ty Harpenau (RHP), Dane Haveman (LHP), Caleb Kilian (RHP), Erikson Lanning (LHP), Davis Martin (RHP), Jake McDonald (RHP), John McMillon (RHP/OF), Connor Queen (RHP), Jose Quezada (RHP), Ryan Shetter (RHP), Ryan Sublette (RHP)

Position Players - Connor Beck (OF), Michael Davis (INF), Cody Farhat (OF), Braxton Fulford (C), Gabe Holt (INF), Josh Jung (INF), Parker Kelly (INF), Brian Klein (INF), Clay Koelzer (C), Grant Little (INF), Cody Masters (OF), Zach Rheams (DH/OF), KC Simonich (OF), Cameron Warren (INF), Zayne Willems (C), Kurt Wilson (INF/OF)

SEASON NOTES

- Third trip to the CWS in five years - only three schools have accomplished the feat in that time
- Three-straight years with 45 wins & fourth in five years
- Tadlock secured his 200th win at Tech on 2/24 at UTSA (5-0)
- Tech's 14-0 start was the best start in school history
- Ranked inside top 10 all year
- 37.0 inning scoreless streak from 2/18-26 is a Tech record.

2019 (46-20, 16-8 BIG 12)

H: (30-7) A: (10-7) N: (6-6)

Head Coach: Tim Tadlock

BIG 12 CHAMPIONS

NCAA REGIONAL CHAMPIONS

NCAA SUPER REGIONAL CHAMPIONS

NCAA COLLEGE WORLD SERIES

2/15	OREGON	L	4-9
2/16	OREGON	W	12-11
2/17	OREGON	W	6-4
2/22	KENTUCKY	W	7-4
2/23	KENTUCKY	W	10-7
2/24	KENTUCKY	W	19-4
2/26	NEW MEXICO STATE	W	7-0

Frisco College Classic (Dr Pepper Park) - Frisco, Texas

3/1	vs. Nebraska	L	1-2
3/2	vs. #9 Mississippi State	L	2-4
3/5	at San Diego State	W	5-1
3/6	at San Diego State	W	12-9
3/8	WICHITA STATE	W	12-2
3/9	WICHITA STATE	W	15-10
3/10	WICHITA STATE	W	15-4
3/15	at #10 Texas	L	3-4
3/16	at #10 Texas	W	3-0
3/17	at #10 Texas	L	3-4
3/21	#22 MICHIGAN	W	11-2
3/22	#22 MICHIGAN	W	10-3
3/23	#22 MICHIGAN	W	8-5
3/24	STETSON	L	5-7 (10)
3/25	STETSON	W	5-4
3/30	at Kansas State	W	11-4
3/30	at Kansas State	W	4-3
3/31	at Kansas State	L	4-5
4/2	at New Mexico	W	15-6
4/3	at New Mexico	L	9-12
4/5	KANSAS	W	5-4
4/6	KANSAS	W	19-4
4/7	KANSAS	L	9-13
4/9	vs. New Mexico State (Midland)	W	10-5
4/12	at West Virginia	L	0-2
4/13	at West Virginia	L	3-4
4/14	at West Virginia	W	3-0
4/16	at Duke	L	6-13
4/18	#18 BAYLOR	L	10-11 (11)
4/19	#18 BAYLOR	W	3-2
4/20	#18 BAYLOR	W	13-3 (7)
4/23	NEW MEXICO	W	6-4
4/26	#16 OKLAHOMA STATE	W	12-4
4/27	#16 OKLAHOMA STATE	W	10-2
4/28	#16 OKLAHOMA STATE	W	5-2
4/30	UTRGV	L	3-6
5/1	UTRGV	W	19-11
5/3	at Oklahoma	W	10-6
5/4	at Oklahoma	W	7-3
5/5	at Oklahoma	W	8-4
5/7	FIU	W	9-6
5/16	TCU	L	1-3 (14)
5/17	TCU	W	7-2
5/18	TCU	W	8-4

Big 12 Championship (Bricktown Ballpark) - Oklahoma City, Okla.

5/22	vs. Kansas State	W	7-4
5/23	vs. #17 West Virginia	L	1-5
5/24	vs. Kansas	W	7-5
5/25	vs. #17 West Virginia	W	10-3
5/25	vs. #17 West Virginia	L	0-2

NCAA Lubbock Regional - Lubbock, Texas

5/31	ARMY	W	11-2
6/1	DALLAS BAPTIST	W	3-2
6/2	DALLAS BAPTIST	W	3-0

NCAA Lubbock Super Regional - Lubbock, Texas

6/7	#9 OKLAHOMA STATE	W	8-6
6/8	#9 OKLAHOMA STATE	L	5-6
6/9	#9 OKLAHOMA STATE	W	8-6

NCAA College World Series - Omaha, Neb.

6/15	vs. Michigan	L	3-5
6/17	vs. #5 Arkansas	W	5-4
6/19	vs. Florida State	W	4-1
6/21	vs. Michigan	L	3-15

PLAYERS: Pitchers - Clayton Better (RHP), Bryce Bonnin (RHP), Carson Carter (RHP), Micah Dallas (RHP), Hunter Dobbins (RHP), Cade Farr (LHP), Taylor Floyd (RHP), Caleb Freeman (RHP), Trey Garlett (RHP), Dane Haveman (LHP), Noah Huerta (LHP), Ryan Keesee (LHP), Caleb Kilian (RHP), Erikson Lanning (LHP), John McMillon (RHP), Mason Montgomery (LHP), Connor Queen (RHP), Ryan Sublette (RHP), Kurt Wilson (RHP/OF)

Position Players - Dru Baker (INF), Doug Facendo (DH/INF), Braxton Fulford (C), Gabe Holt (INF), Josh Jung (INF), Parker Kelly (INF), Brian Klein (INF), Max Marusak (OF) Cody Masters (DH/OF), Mason Minzey (C), Easton Murrell (INF), Dylan Neuse (OF), Tanner O'Trebra (OF), T.J. Rumfield (INF), Cole Stilwell (DH/C), Cameron Warren (INF)

SEASON NOTES

- Fourth trip to the CWS in six years - only three schools have accomplished the feat in that time.
- Multiple wins at CWS for first time in program history.
- Third Big 12 title in last four years.
- Four-straight years with 45+ wins & fifth in six years.
- Tim Tadlock named Regional Coach of the Year.



YEAR-BY-YEAR RESULTS

2020 (16-3, 0-0 BIG 12)

H: (11-0) A: (2-0) N: (3-3)

Head Coach: Tim Tadlock

SEASON HALTED DUE TO COVID-19

2/14	HOUSTON BAPTIST	W	5-1
2/15	HOUSTON BAPTIST	W	24-3 (7)
2/15	NORTHERN COLORADO	W	22-4
2/16	NORTHERN COLORADO	W	14-3 (7)
Round Rock Classic (Round Rock, TX)			
2/21	vs. Tennessee	L	6-2
2/22	vs. #15 Stanford	W	7-2
2/23	vs. Houston	W	3-2 (10)
2/25	SOUTHERN	W	13-2
2/26	SOUTHERN	W	10-3
2/28	vs. FAU	W	7-1
2/29	at #9 Florida State	W	6-5 (11)
3/1	at #9 Florida State	W	4-3
3	UNLV	W	11-2
4	UNLV	W	11-3
6	RICE	W	7-1
7	RICE	W	19-12
8	RICE	W	7-6 (11)
10	vs. #10 Mississippi State	L	6-3
11	vs. #10 Mississippi State	L	3-2
13	WEST VIRGINIA	CANCELED	
14	WEST VIRGINIA	CANCELED	
15	WEST VIRGINIA	CANCELED	
17	at New Mexico	CANCELED	
18	at New Mexico	CANCELED	
20	MINNESOTA	CANCELED	
21	MINNESOTA	CANCELED	
22	MINNESOTA	CANCELED	
24	OREGON	CANCELED	
25	OREGON	CANCELED	
27	KANSAS STATE	CANCELED	
28	KANSAS STATE	CANCELED	
29	KANSAS STATE	CANCELED	
1	at UTSA	CANCELED	
3	at Oklahoma State	CANCELED	
4	at Oklahoma State	CANCELED	
5	at Oklahoma State	CANCELED	
7	vs. Abilene Christian	CANCELED	
9	OKLAHOMA	CANCELED	
10	OKLAHOMA	CANCELED	
11	OKLAHOMA	CANCELED	
13	NEW MEXICO	CANCELED	
14	NEW MEXICO	CANCELED	
17	at Baylor	CANCELED	
18	at Baylor	CANCELED	
19	at Baylor	CANCELED	
24	at Kansas	CANCELED	
25	at Kansas	CANCELED	
26	at Kansas	CANCELED	
28	at Abilene Christian	CANCELED	
1	TEXAS	CANCELED	
2	TEXAS	CANCELED	
3	TEXAS	CANCELED	
5	at Dallas Baptist	CANCELED	
14	at TCU	CANCELED	
15	at TCU	CANCELED	
16	at TCU	CANCELED	

PLAYERS: Pitchers - Jon Barrera (LHP), Austin Becker (RHP), Clayton Beeter (RHP), Bryce Bonnin (RHP), Jakob Brustowski (LHP), Micah Dallas (RHP), Andrew Devine (RHP), Hunter Dobbins (RHP), Tyler Hamilton (RHP), Brandon Hendrix (RHP), John McMillon (RHP), Mason Montgomery (LHP), Connor Queen (RHP), Riley Ramsey (RHP), Eli Riechmann (LHP), Ryan Sublette (RHP), Kurt Wilson (RHP)

Position Players - Dru Baker (OF), Dillon Carter (OF), Cal Conley (SS), Jared Cushing (INF), Braxton Fulford (C), Jace Jung (3B), Parker Kelly (INF), Brian Klein (2B), Max Marusak (OF), Cody Masters (OF), Dylan Neuse (OF), Tanner O'Trempa (OF), Nate Rombach (C), T.J. Rumfield (1B), Cole Stilwell (1B), Bo Willis (C)

Did Not Play/Redshirted: Easton Murrell (INF/OF)

CORONA VIRUS NOTES:

Mar. 12 - Texas Tech/West Virginia series postponed
 Mar. 12 - Big 12 Cancels remaining winter/spring sport championships
 Mar. 12 - NCAA Cancels remaining winter/spring sport championships
 Mar. 13 - Big 12 cancels remaining winter/spring seasons

SEASON NOTES

- Texas Tech's 15-1 start was its best through 16 games since the 1996 club started 24-1
 - Tim Tadlock recorded his 300th win as head coach at Texas Tech on March 7 against Rice
 - Ranked inside the top-5 all season



Baylor: 89-82-0

Home: 57-27-0

Away: 30-50-0

Neutral: 2-5-0



1928	Lubbock, Texas	L, 1-15
1928	Lubbock, Texas	W, 8-3
3/27/67	Lubbock, Texas	L, 8-12
3/28/67	Lubbock, Texas	L, 3-5
5/11/68	Lubbock, Texas	L, 2-3
5/11/68	Lubbock, Texas	L, 1-4
3/28/69	Waco, Texas	W, 6-1
3/28/69	Waco, Texas	L, 4-7
3/29/69	Waco, Texas	W, 4-0
5/01/70	Lubbock, Texas	W, 5-3
5/01/70	Lubbock, Texas	W, 4-2
5/02/70	Lubbock, Texas	W, 14-2
4/23/71	Waco, Texas (No-Hitter)	W, 1-0
4/23/71	Waco, Texas	L, 3-6
4/24/71	Waco, Texas	L, 5-6
4/21/72	Lubbock, Texas	W, 8-0
4/21/72	Lubbock, Texas	W, 9-4
4/22/72	Lubbock, Texas	W, 10-3
4/13/73	Waco, Texas	L, 3-5
4/13/73	Waco, Texas	L, 1-3
4/26/74	Lubbock, Texas	W, 6-5 (10)
4/26/74	Lubbock, Texas	W, 6-4
4/27/74	Lubbock, Texas	L, 5-8
4/25/75	Waco, Texas	W, 6-5
4/25/75	Waco, Texas	L, 4-6
4/26/75	Waco, Texas	W, 8-5
4/16/76	Lubbock, Texas	W, 8-7
4/17/76	Lubbock, Texas	W, 12-10
4/17/76	Lubbock, Texas	W, 6-5
4/15/77	Waco, Texas	L, 0-4
4/16/77	Waco, Texas	L, 1-6
4/16/77	Waco, Texas	L, 3-15
3/10/78	Lubbock, Texas	L, 3-12
3/11/78	Lubbock, Texas	W, 4-0
3/11/78	Lubbock, Texas	W, 5-1
3/09/79	Waco, Texas	L, 2-4
3/10/79	Waco, Texas	W, 5-0
3/10/79	Waco, Texas	L, 0-4
4/11/80	Lubbock, Texas	W, 8-1
4/12/80	Lubbock, Texas	W, 5-2
4/12/80	Lubbock, Texas	L, 4-6
3/27/81	Waco, Texas	W, 13-4
3/28/81	Waco, Texas	L, 4-5
3/28/81	Waco, Texas	L, 5-16
3/26/82	Lubbock, Texas	W, 13-2
3/27/82	Lubbock, Texas	W, 4-2
3/27/82	Lubbock, Texas	L, 6-11
3/18/83	Waco, Texas	L, 3-5
3/19/83	Waco, Texas	L, 4-5
3/19/83	Waco, Texas	L, 2-3
3/23/84	Lubbock, Texas	W, 30-21
3/24/84	Lubbock, Texas	W, 9-3
3/24/84	Lubbock, Texas	L, 19-20
3/15/85	Waco, Texas	L, 2-3
3/16/85	Waco, Texas	L, 0-3
3/16/85	Waco, Texas	L, 4-5
5/02/86	Lubbock, Texas	L, 3-6
5/03/86	Lubbock, Texas	L, 5-8
5/03/86	Lubbock, Texas	L, 4-11
4/24/87	Waco, Texas	L, 5-7
4/25/87	Waco, Texas	W, 5-3
4/25/87	Waco, Texas	L, 2-7
4/29/88	Lubbock, Texas	L, 5-8
4/30/88	Lubbock, Texas	W, 5-2
4/30/88	Lubbock, Texas	L, 5-6
4/21/89	Waco, Texas	W, 4-0
4/22/89	Waco, Texas	L, 2-3
4/22/89	Waco, Texas	W, 8-6
4/20/90	Lubbock, Texas	L, 0-10

4/21/90	Lubbock, Texas	W, 2-1
4/21/90	Lubbock, Texas	L, 3-5
4/26/91	Waco, Texas	L, 1-12
4/27/91	Waco, Texas	L, 1-2
4/27/91	Waco, Texas	L, 2-3
2/21/92	Waco, Texas	W, 3-1
2/23/92	Waco, Texas	L, 0-4
2/23/92	Waco, Texas	W, 5-4
5/01/92	Lubbock, Texas	W, 3-2
5/02/92	Lubbock, Texas	W, 5-2
5/02/92	Lubbock, Texas	W, 10-4
3/05/93	Lubbock, Texas	W, 1-0 (10)
3/06/93	Lubbock, Texas	L, 4-7
3/06/93	Lubbock, Texas	W, 10-6
5/13/93	Austin, Texas	L, 4-6
3/26/94	Waco, Texas	L, 0-4
3/26/94	Waco, Texas	W, 10-5
3/28/94	Waco, Texas	W, 4-1
5/12/95	Lubbock, Texas	W, 8-4
5/13/95	Lubbock, Texas	W, 11-6
5/13/95	Lubbock, Texas	W, 23-1
5/14/95	Lubbock, Texas	W, 13-3
3/22/96	Waco, Texas	W, 23-6
3/23/96	Waco, Texas	L, 0-8
3/23/96	Waco, Texas	W, 24-2
3/24/96	Waco, Texas	W, 11-3
5/18/96	Lubbock, Texas	W, 10-4
3/21/97	Waco, Texas	W, 8-5
3/22/97	Waco, Texas	L, 2-3
3/23/97	Waco, Texas	W, 16-3
3/20/98	Lubbock, Texas	L, 2-3
3/21/98	Lubbock, Texas	W, 9-1
3/22/98	Lubbock, Texas	L, 6-10
5/15/98	Oklahoma City, Okla.	W, 11-4
3/26/99	Waco, Texas	L, 1-2
3/27/99	Waco, Texas	L, 5-6 (10)
3/28/99	Waco, Texas	L, 8-9
3/17/00	Lubbock, Texas	W, 3-2
3/18/00	Lubbock, Texas	W, 16-11
3/19/00	Lubbock, Texas	W, 10-6
5/20/00	Oklahoma City, Okla.	L, 1-10
5/11/01	Waco, Texas	W, 11-8
5/12/01	Waco, Texas	L, 1-2
5/13/01	Waco, Texas	W, 6-5 (10)
5/17/02	Lubbock, Texas	W, 8-7 (10)
5/18/02	Lubbock, Texas	W, 5-2
5/19/02	Lubbock, Texas	W, 11-1
3/14/03	Waco, Texas	L, 1-3
3/15/03	Waco, Texas	W, 9-8
3/16/03	Waco, Texas	L, 2-9
5/21/04	Lubbock, Texas	W, 4-3
5/22/04	Lubbock, Texas	W, 19-18
5/23/04	Lubbock, Texas	W, 12-6
5/26/04	Arlington, Texas	L, 3-8
4/29/05	Waco, Texas	L, 1-6
4/30/05	Waco, Texas	W, 3-2
5/01/05	Waco, Texas	L, 5-8
3/31/06	Lubbock, Texas	L, 1-2
4/01/06	Lubbock, Texas	W, 14-4
4/02/06	Lubbock, Texas	W, 14-4
5/26/06	Oklahoma City, Okla.	L, 3-5
3/23/07	Waco, Texas	L, 1-5
3/24/07	Waco, Texas	W, 8-7 (10)
3/25/07	Waco, Texas	L, 4-14
5/16/08	Lubbock, Texas	W, 7-4
5/17/08	Lubbock, Texas	L, 3-13
5/18/08	Lubbock, Texas	W, 12-5
3/20/09	Waco, Texas	L, 4-8
3/21/09	Waco, Texas	L, 4-5
3/22/09	Waco, Texas	W, 13-8
5/15/10	Lubbock, Texas	L, 2-6
5/15/10	Lubbock, Texas	W, 5-3
5/16/10	Lubbock, Texas	L, 5-12

3/18/11	Waco, Texas	W, 6-5
3/19/11	Waco, Texas	L, 13-14
3/20/11	Waco, Texas	W, 10-6 (10)
3/16/12	Waco, Texas	L, 4-9
3/17/12	Waco, Texas	L, 3-4
3/18/12	Waco, Texas	L, 1-8
5/16/13	Lubbock, Texas	W, 17-5
5/17/13	Lubbock, Texas	W, 7-1
5/18/13	Lubbock, Texas	L, 8-15
5/25/13	Oklahoma City, Okla.	W, 8-2
3/14/14	Waco, Texas	L, 0-1
3/15/14	Waco, Texas	L, 1-2
3/16/14	Waco, Texas	W, 7-1
4/10/15	Lubbock, Texas	W, 8-4
4/11/15	Lubbock, Texas	W, 3-2 (12)
4/12/15	Lubbock, Texas	W, 9-5
5/22/15	Tulsa, Okla.	L, 4-5
3/18/16	Waco, Texas	W, 5-0
3/19/16	Waco, Texas	L, 3-4
3/20/16	Waco, Texas	W, 6-5
4/7/17	Lubbock, Texas	W, 13-2
4/8/17	Lubbock, Texas	W, 5-3
4/9/17	Lubbock, Texas	L, 9-10
5/25/17	Oklahoma City, Okla.	W, 4-1
3/16/18	Waco, Texas	L, 0-2
3/17/18	Waco, Texas	L, 2-12
3/18/18	Waco, Texas	W, 11-4
4/18/19	Lubbock, Texas	L, 10-11 (11)
4/19/19	Lubbock, Texas	W, 3-2
4/20/19	Lubbock, Texas	W, 13-3

SERIES NOTES:

Total Runs Scored _____ TTU 1055 - Baylor 909
 Last 10 Games _____ Texas Tech leads, 6-4
 Longest Win Streak _____ 7 games (3/26/94-3/22/96)
 Longest Losing Streak _____ 8 games (3/24/84-4/24/87)
 Last Win _____ 4/20/19 (13-3)
 Last Loss _____ 4/18/19 (10-11)
 Last Home Win _____ 4/20/19 (13-3)
 Last Home Loss _____ 4/18/19 (10-11)
 Last Road Win _____ 3/18/18 (11-4)
 Last Road Loss _____ 3/17/18 (2-12)
 Last Shutout Win _____ 3/18/16 (5-0)
 Last Shutout Loss _____ 3/14/14 (0-1)
 Highest Scoring Game _____ 51 (3/23/84 - W, 30-21)
 Largest Margin of Victory _____ 22, twice
 Largest Margin of Defeat _____ 14 (1928 - L, 1-15)
 Most Runs by Texas Tech _____ 30 (3/23/84)
 Most Runs by Baylor _____ 21 (3/23/84)
 Record in One-Run Games _____ 21-28
 Extra-Innings _____ Texas Tech leads, 7-2



SERIES HISTORIES

Kansas: 46-26-0

Home: 25-10-0

Away: 18-15-0

Neutral: 3-1-0



3/17/81	Edinburg, Texas	W, 6-1
3/18/81	Edinburg, Texas	W, 4-3
3/20/81	Edinburg, Texas	L, 3-4
4/11/97	Lubbock, Texas	W, 10-0
4/12/97	Lubbock, Texas	W, 18-8
4/13/97	Lubbock, Texas	L, 3-5
4/10/98	Lawrence, Kan.	W, 18-3
4/11/98	Lawrence, Kan.	L, 1-4
4/12/98	Lawrence, Kan.	W, 7-4
2/26/99	Lubbock, Texas	W, 8-1
2/27/99	Lubbock, Texas	W, 11-0
2/28/99	Lubbock, Texas	W, 13-5
4/21/00	Lawrence, Kan.	W, 9-4
4/22/00	Lawrence, Kan.	L, 0-4
4/23/00	Lawrence, Kan.	W, 12-4
4/27/01	Lubbock, Texas	W, 4-2
4/28/01	Lubbock, Texas	W, 2-1
4/29/01	Lubbock, Texas	W, 4-3
4/12/02	Lawrence, Kan.	L, 3-14
4/13/02	Lawrence, Kan.	W, 5-2 (10)
4/14/02	Lawrence, Kan.	W, 6-5
4/11/03	Lubbock, Texas	L, 8-9
4/12/03	Lubbock, Texas	W, 5-4
4/13/03	Lubbock, Texas	L, 6-7
5/01/04	Lawrence, Kan.	W, 19-7
5/02/04	Lawrence, Kan.	W, 11-4
5/02/04	Lawrence, Kan.	W, 18-7
4/22/05	Lubbock, Texas	W, 9-7
4/23/05	Lubbock, Texas	L, 7-13
4/07/06	Lawrence, Kan.	L, 3-5
4/08/06	Lawrence, Kan.	W, 8-6 (10)
4/09/06	Lawrence, Kan.	L, 3-5
4/20/07	Lubbock, Texas	W, 1-0
4/21/07	Lubbock, Texas	W, 3-1
4/22/07	Lubbock, Texas	L, 1-8
4/11/08	Lawrence, Kan.	L, 5-9
4/12/08	Lawrence, Kan.	L, 1-9
4/13/08	Lawrence, Kan.	L, 2-5
4/17/09	Lubbock, Texas	W, 15-10
4/18/09	Lubbock, Texas	W, 7-5
4/19/09	Lubbock, Texas	L, 6-15
4/23/10	Lawrence, Kan.	L, 2-10
4/24/10	Lawrence, Kan.	W, 11-8
4/25/10	Lawrence, Kan.	W, 21-10
4/29/11	Lubbock, Texas	W, 3-2 (10)
4/30/11	Lubbock, Texas	W, 9-4
5/01/11	Lubbock, Texas	W, 8-7
3/30/12	Lawrence, Kan.	W, 3-1
3/31/12	Lawrence, Kan.	L, 2-5
4/01/12	Lawrence, Kan.	L, 3-9
4/19/13	Lubbock, Texas	L, 3-4
4/20/13	Lubbock, Texas	L, 1-6
4/21/13	Lubbock, Texas	W, 16-5
5/02/14	Lawrence, Kan.	L, 3-11
5/03/14	Lawrence, Kan.	L, 4-6
5/04/14	Lawrence, Kan.	L, 1-4
3/27/15	Lubbock, Texas	L, 4-7
3/28/15	Lubbock, Texas	W, 9-3
3/29/15	Lubbock, Texas	W, 3-2
5/6/16	Lawrence, Kan.	W, 10-3
5/7/16	Lawrence, Kan.	W, 9-2
5/8/16	Lawrence, Kan.	W, 6-3
5/18/17	Lubbock, Texas	W, 10-6
5/19/17	Lubbock, Texas	W, 16-4
5/20/17	Lubbock, Texas	W, 9-4
4/6/18	Lawrence, Kan.	W, 15-6
4/7/18	Lawrence, Kan.	W, 10-0
4/8/18	Lawrence, Kan.	L, 3-17 (7)
4/5/19	Lubbock, Texas	W, 5-4
4/6/19	Lubbock, Texas	W, 19-4
4/7/19	Lubbock, Texas	L, 9-13
5/24/19	Oklahoma City, Okla.	W, 7-5

SERIES NOTES:

Total Runs Scored _____ TTU 519 - Kansas 388
 Last 10 Games _____ Texas Tech leads, 8-2
 Longest Win Streak _____ 10 games (3/28/15-4/7/18)
 Longest Losing Streak _____ 4 games, 3x (5/2/14-3/27/15)
 Last Win _____ 5/24/19 (7-5)
 Last Loss _____ 4/8/18 (3-17)
 Last Home Win _____ 4/6/19 (19-4)
 Last Home Loss _____ 4/7/19 (9-13)
 Last Road Win _____ 4/7/18 (10-0)
 Last Road Loss _____ 4/8/18 (3-17)
 Last Shutout Win _____ 4/7/18 (10-0)
 Last Shutout Loss _____ 4/22/00 (0-4)
 Highest Scoring Game _____ 31 (4/25/10 - W, 21-10)
 Largest Margin of Victory _____ 15, 2x (4/6/19 - 19-4)
 Largest Margin of Defeat _____ 14 (4/8/18 - L, 3-17)
 Most Runs by Texas Tech _____ 21 (4/25/10)
 Most Runs by Kansas _____ 17 (4/8/18)
 Record in One-Run Games _____ 10-4
 Extra-Innings _____ Texas Tech leads, 3-0



Kansas State: 45-28-1

Home: 24-8-1

Away: 17-18-0

Neutral: 4-2-0



3/15/93	Fresno, Calif.	W, 3-2
4/18/97	Manhattan, Kan.	W, 11-6
4/19/97	Manhattan, Kan.	W, 6-1
4/20/97	Manhattan, Kan.	W, 12-7
5/08/98	Lubbock, Texas	W, 13-6
5/09/98	Lubbock, Texas	W, 6-5
5/10/98	Lubbock, Texas	W, 18-10
4/24/99	Manhattan, Kan.	L, 7-9
4/24/99	Manhattan, Kan.	W, 9-8
4/01/00	Lubbock, Texas	W, 19-7
4/02/00	Lubbock, Texas	W, 9-2
4/02/00	Lubbock, Texas	W, 9-2
3/16/01	Manhattan, Kan.	W, 7-0
3/17/01	Manhattan, Kan.	W, 16-2
3/18/01	Manhattan, Kan.	L, 4-8
4/05/02	Lubbock, Texas	L, 5-7 (15)
4/06/02	Lubbock, Texas	W, 15-0
4/07/02	Lubbock, Texas	L, 1-5
5/22/02	Arlington, Texas	W, 5-4 (12)
5/24/02	Arlington, Texas	L, 6-7
4/18/03	Manhattan, Kan.	L, 8-10
4/19/03	Manhattan, Kan.	L, 1-5
4/20/03	Manhattan, Kan.	W, 8-1
4/16/04	Lubbock, Texas	W, 8-3
4/17/04	Lubbock, Texas	W, 3-0
4/18/04	Lubbock, Texas	W, 8-2
4/15/05	Manhattan, Kan.	W, 11-7
4/16/05	Manhattan, Kan.	L, 5-7
4/17/05	Manhattan, Kan.	L, 12-13
4/13/06	Lubbock, Texas	W, 4-2
4/14/06	Lubbock, Texas	L, 5-16
4/15/06	Lubbock, Texas	T, 11-11 (10)
3/30/07	Manhattan, Kan.	L, 3-4
3/31/07	Manhattan, Kan.	W, 16-5
4/01/07	Manhattan, Kan.	L, 3-7
4/18/08	Lubbock, Texas	L, 4-12
4/19/08	Lubbock, Texas	L, 4-7 (10)
4/20/08	Lubbock, Texas	W, 19-4
5/08/09	Manhattan, Kan.	W, 6-0
5/09/09	Manhattan, Kan.	W, 12-6
5/10/09	Manhattan, Kan.	L, 5-9
4/01/10	Lubbock, Texas	W, 8-5
4/02/10	Lubbock, Texas	W, 13-4
4/03/10	Lubbock, Texas	L, 6-10
4/21/11	Manhattan, Kan.	L, 1-2
4/22/11	Manhattan, Kan.	L, 3-4
4/23/11	Manhattan, Kan.	L, 1-4
5/17/12	Lubbock, Texas	L, 5-7
5/18/12	Lubbock, Texas	L, 1-5
5/19/12	Lubbock, Texas	W, 8-2
4/05/13	Manhattan, Kan.	L, 5-6
4/06/13	Manhattan, Kan.	L, 2-15
4/07/13	Manhattan, Kan.	L, 2-12 (8)
5/23/13	Oklahoma City, Okla.	L, 3-4
4/11/14	Lubbock, Texas	W, 4-3
4/12/14	Lubbock, Texas	W, 7-4
4/13/14	Lubbock, Texas	W, 11-7
4/17/15	Manhattan, Kan.	L, 3-5
4/18/15	Manhattan, Kan.	W, 7-1
4/19/15	Manhattan, Kan.	W, 4-1
4/2/16	Lubbock, Texas	W, 10-3
4/2/16	Lubbock, Texas	W, 10-4
4/3/16	Lubbock, Texas	W, 6-5
5/25/16	Oklahoma City, Okla.	W, 8-5

4/13/17	Manhattan, Kan.	L, 3-5
4/14/17	Manhattan, Kan.	W, 7-4
4/15/17	Manhattan, Kan.	W, 12-8
4/13/18	Lubbock, Texas	W, 21-4
4/14/18	Lubbock, Texas	W, 26-6
4/15/18	Lubbock, Texas	W, 9-6
3/30/19	Manhattan, Kan.	W, 11-4
3/30/19	Manhattan, Kan.	W, 4-3
3/31/19	Manhattan, Kan.	L, 4-5
5/22/19	Oklahoma City, Okla.	W, 7-4

SERIES NOTES:

Total Runs Scored _____ TTU 632 - K-State 396
 Last 10 Games _____ Texas Tech leads, 8-2
 Longest Win Streak _____ 7 games (4/14/17-3/30/19)
 Longest Losing Streak _____ 6 games (4/3/10-5/18/12)
 Last Win _____ 5/22/19 (7-4)
 Last Loss _____ 3/31/19 (4-5)
 Last Home Win _____ 4/15/18 (9-6)
 Last Home Loss _____ 5/18/12 (1-5)
 Last Road Win _____ 3/30/19 (4-3)
 Last Road Loss _____ 3/31/19 (4-5)
 Last Shutout Win _____ 5/8/09 (6-0)
 Last Shutout Loss _____ N/A
 Highest Scoring Game _____ 32 (4/14/18 - W, 26-6)
 Largest Margin of Victory _____ 20 (4/14/18 - W, 26-6)
 Largest Margin of Defeat _____ 13 (4/6/13 - L, 2-13)
 Most Runs by Texas Tech _____ 26 (4/14/18)
 Most Runs by Kansas State _____ 16 (4/14/06)
 Record in One-Run Games _____ 7-8
 Extra-Innings _____ Kansas State leads, 1-2-1



SERIES HISTORIES

Oklahoma: 41-48-1

Home: 22-13-0

Away: 15-25-1

Neutral: 4-10-0



3/23/76	Norman, Okla.	L, 0-3
3/23/76	Norman, Okla.	L, 0-7
4/19/82	Norman, Okla.	L, 2-3
2/22/91	El Paso, Texas	W, 10-0
2/24/91	El Paso, Texas	L, 3-7
4/01/94	Norman, Okla.	W, 6-3
4/02/94	Norman, Okla.	L, 8-10
2/25/95	Lubbock, Texas	W, 5-4 (12)
2/26/95	Lubbock, Texas	L, 4-16
4/26/97	Norman, Okla.	L, 4-5
4/27/97	Norman, Okla.	W, 6-1
4/27/97	Norman, Okla.	W, 18-6
5/16/97	Oklahoma City, Okla.	L, 3-5
5/18/97	Oklahoma City, Okla.	L, 17-19
4/24/98	Lubbock, Texas	L, 1-15
4/25/98	Lubbock, Texas	W, 15-11
4/26/98	Lubbock, Texas	W, 11-8
5/14/98	Oklahoma City, Okla.	W, 5-1
5/17/98	Oklahoma City, Okla.	W, 4-3
4/09/99	Norman, Okla.	W, 11-10
4/10/99	Norman, Okla.	W, 8-3
4/11/99	Norman, Okla.	W, 3-1
4/28/00	Lubbock, Texas	L, 4-7
4/29/00	Lubbock, Texas	W, 8-7 (12)
4/30/00	Lubbock, Texas	W, 15-14 (10)
4/20/01	Norman, Okla.	W, 9-3
4/21/01	Norman, Okla.	L, 5-6
4/22/01	Norman, Okla.	T, 7-7
5/16/01	Oklahoma City, Okla.	W, 17-5
5/18/01	Oklahoma City, Okla.	L, 3-4
4/27/02	Lubbock, Texas	W, 9-3
4/27/02	Lubbock, Texas	W, 9-4
4/28/02	Lubbock, Texas	W, 10-5
5/02/03	Norman, Okla.	L, 1-4
5/03/03	Norman, Okla.	L, 1-6
5/04/03	Norman, Okla.	L, 4-5
4/23/04	Lubbock, Texas	L, 4-10
4/24/04	Lubbock, Texas	W, 14-4
4/25/04	Lubbock, Texas	W, 6-5 (10)
5/27/04	Arlington, Texas	L, 1-3
5/20/05	Norman, Okla.	L, 3-6
5/21/05	Norman, Okla.	L, 1-3
5/22/05	Norman, Okla.	L, 11-14
4/21/06	Lubbock, Texas	L, 2-5
4/22/06	Lubbock, Texas	L, 5-6
4/23/06	Lubbock, Texas	L, 2-8
5/18/07	Norman, Okla.	L, 5-6
5/19/07	Norman, Okla.	L, 7-8 (10)
5/20/07	Norman, Okla.	W, 15-5
4/25/08	Lubbock, Texas	L, 7-12
4/26/08	Lubbock, Texas	W, 6-2
4/27/08	Lubbock, Texas	L, 2-3
4/10/09	Norman, Okla.	L, 0-6
4/11/09	Norman, Okla.	L, 0-4
4/12/09	Norman, Okla.	W, 5-1
5/20/09	Oklahoma City, Okla.	L, 2-5
4/17/10	Lubbock, Texas	L, 1-12
4/17/10	Lubbock, Texas	W, 7-3
4/18/10	Lubbock, Texas	W, 8-3
4/01/11	Norman, Okla.	L, 1-10
4/02/11	Norman, Okla.	L, 1-11
4/03/11	Norman, Okla.	L, 5-8
5/26/11	Oklahoma City, Okla.	L, 1-3
3/23/12	Lubbock, Texas	W, 6-1
3/24/12	Lubbock, Texas	L, 3-5
3/25/12	Lubbock, Texas	L, 2-8
4/26/13	Norman, Okla.	L, 0-8
4/27/13	Norman, Okla.	L, 2-6
4/28/13	Norman, Okla.	W, 9-3

5/24/13	Oklahoma City, Okla.	L, 0-8
4/25/14	Lubbock, Texas	W, 9-5
4/26/14	Lubbock, Texas	W, 14-4
4/27/14	Lubbock, Texas	W, 14-4
5/22/14	Oklahoma City, Okla.	L, 8-9
3/20/15	Norman, Okla.	W, 6-1
3/21/15	Norman, Okla.	L, 2-5
3/22/15	Norman, Okla.	L, 2-3
3/24/16	Lubbock, Texas	W, 5-0
3/25/16	Lubbock, Texas	W, 6-1
3/26/16	Lubbock, Texas	W, 13-7
5/27/16	Oklahoma City, Okla.	L, 4-17
3/31/17	Norman, Okla.	L, 2-6
4/1/17	Norman, Okla.	W, 9-4
4/2/17	Norman, Okla.	L, 4-5
4/20/18	Lubbock, Texas	W, 5-4 (10)
4/21/18	Lubbock, Texas	W, 12-6
4/22/18	Lubbock, Texas	L, 5-12
5/3/19	Norman, Okla.	W, 10-6
5/4/19	Norman, Okla.	W, 7-3
5/5/19	Norman, Okla.	W, 8-4

SERIES NOTES:

Total Runs Scored _____ TTU 537 - Oklahoma 442
 Last 10 Games _____ Texas Tech leads, 6-4
 Longest Win Streak _____ 7 games (4/25/98-4/11/99)
 Longest Losing Streak _____ 9 games (5/27/04-5/19/07)
 Last Win _____ 5/5/19 (8-4)
 Last Loss _____ 4/22/18 (5-12)
 Last Home Win _____ 4/21/18 (12-6)
 Last Home Loss _____ 4/22/18 (5-12)
 Last Road Win _____ 5/5/19 (8-4)
 Last Road Loss _____ 4/2/17 (4-5)
 Last Shutout Win _____ 3/24/17 (5-0)
 Last Shutout Loss _____ 5/24/13 (0-8)
 Highest Scoring Game _____ 36 (5/19/97 - L, 17-19)
 Largest Margin of Victory _____ 12, 2x (5/16/01 - W, 17-5)
 Largest Margin of Defeat _____ 14 (4/24/98 - L, 1-15)
 Most Runs by Texas Tech _____ 18 (4/27/97)
 Most Runs by Oklahoma _____ 19 (5/18/97)
 Record in One-Run Games _____ 7-11
 Extra-Innings _____ Texas Tech leads, 2-1



Oklahoma State: 41-42-0

Home: 21-21-0

Away: 18-21-0

Neutral: 2-0-0



3/04/83	Lubbock, Texas	W, 6-4
3/04/83	Lubbock, Texas	W, 8-7
3/05/83	Lubbock, Texas	L, 4-15
3/14/84	Stillwater, Okla.	W, 5-4
3/14/84	Stillwater, Okla.	L, 0-11
3/15/84	Stillwater, Okla.	L, 2-3
4/13/86	Stillwater, Okla.	L, 4-18
3/04/87	Stillwater, Okla.	L, 6-13
3/05/87	Stillwater, Okla.	L, 6-14
3/28/97	Lubbock, Texas	L, 4-6
3/29/97	Lubbock, Texas	W, 12-10
3/30/97	Lubbock, Texas	W, 7-6
5/17/97	Oklahoma City, Okla.	W, 7-6
3/27/98	Stillwater, Okla.	W, 13-12 (12)
3/28/98	Stillwater, Okla.	W, 10-6
3/29/98	Stillwater, Okla.	L, 6-10
5/14/99	Lubbock, Texas	W, 4-3
5/15/99	Lubbock, Texas	L, 3-12
5/16/99	Lubbock, Texas	L, 11-12
5/12/00	Stillwater, Okla.	L, 0-2
5/13/00	Stillwater, Okla.	L, 0-5
5/14/00	Stillwater, Okla.	W, 7-3
3/23/01	Lubbock, Texas	W, 2-0
3/24/01	Lubbock, Texas	W, 10-2
3/25/01	Lubbock, Texas	L, 1-2
3/15/02	Stillwater, Okla.	W, 9-7
3/16/02	Stillwater, Okla.	W, 8-3
3/17/02	Stillwater, Okla.	L, 3-7
5/16/03	Lubbock, Texas	L, 7-11
5/17/03	Lubbock, Texas	W, 8-2
5/18/03	Lubbock, Texas	L, 3-4
5/14/04	Stillwater, Okla.	L, 2-14
5/15/04	Stillwater, Okla.	W, 6-2
5/16/04	Stillwater, Okla.	W, 11-8
4/08/05	Lubbock, Texas	L, 4-6
4/09/05	Lubbock, Texas	W, 12-8
4/10/05	Lubbock, Texas	W, 10-9
5/19/06	Stillwater, Okla.	L, 4-6
5/20/06	Stillwater, Okla.	L, 3-5
5/21/06	Stillwater, Okla.	L, 3-7
5/11/07	Lubbock, Texas	L, 5-13
5/12/07	Lubbock, Texas	L, 0-7
5/13/07	Lubbock, Texas	L, 0-10
5/09/08	Stillwater, Okla.	L, 2-3
5/10/08	Stillwater, Okla.	L, 3-13
5/11/08	Stillwater, Okla.	W, 12-10
5/15/09	Lubbock, Texas	W, 9-8
5/16/09	Lubbock, Texas	L, 5-14
5/17/09	Lubbock, Texas	L, 9-10
4/09/10	Stillwater, Okla.	L, 3-13
4/10/10	Stillwater, Okla.	W, 5-4
4/11/10	Stillwater, Okla.	W, 5-3
5/20/11	Lubbock, Texas	L, 10-11
5/21/11	Lubbock, Texas	W, 11-7
5/22/11	Lubbock, Texas	W, 5-3
4/20/12	Stillwater, Okla.	L, 1-2
4/21/12	Stillwater, Okla.	L, 2-5
4/22/12	Stillwater, Okla.	L, 1-7
5/03/13	Lubbock, Texas	W, 5-2
5/04/13	Lubbock, Texas	L, 5-11
5/05/13	Lubbock, Texas	L, 0-3
4/04/14	Stillwater, Okla.	L, 1-3
4/05/14	Stillwater, Okla.	W, 16-6
4/06/14	Stillwater, Okla.	L, 3-8
4/24/15	Lubbock, Texas	W, 5-3
4/25/15	Lubbock, Texas	L, 2-8
4/26/15	Lubbock, Texas	L, 3-6
4/8/16	Stillwater, Okla.	W, 5-1

4/9/16	Stillwater, Okla.	W, 8-2
4/10/16	Stillwater, Okla.	W, 15-5
4/21/17	Lubbock, Texas	L, 10-12
4/22/17	Lubbock, Texas	W, 8-2
4/23/17	Lubbock, Texas	L, 1-3
5/24/17	Oklahoma City, Okla.	L, 0-3
5/17/18	Stillwater, Okla.	W, 9-4
5/18/18	Stillwater, Okla.	W, 14-6
5/19/18	Stillwater, Okla.	W, 7-3
5/24/18	Oklahoma City, Okla.	W, 6-2
4/26/19	Lubbock, Texas	W, 12-4
4/27/19	Lubbock, Texas	W, 10-2
4/28/19	Lubbock, Texas	W, 5-2
6/7/19	Lubbock, Texas	W, 8-6
6/8/19	Lubbock, Texas	L, 5-6
6/9/19	Lubbock, Texas	W, 8-6

SERIES NOTES:

Total Runs Scored _____ TTU 480 - OSU 531
 Last 10 Games _____ Texas Tech leads, 9-1
 Longest Win Streak _____ 8 games (5/7/18-6/7/19)
 Longest Losing Streak _____ 8 games (5/19/06-5/10/08)
 Last Win _____ 6/9/19 (8-6)
 Last Loss _____ 6/8/19 (5-6)
 Last Home Win _____ 6/9/19 (8-6)
 Last Home Loss _____ 6/8/19 (5-6)
 Last Road Win _____ 5/19/18 (7-3)
 Last Road Loss _____ 4/26/15 (3-6)
 Last Shutout Win _____ 3/23/01 (2-0)
 Last Shutout Loss _____ 5/24/17 (0-3)
 Highest Scoring Game _____ 25 (3/27/98 - W, 13-12)
 Largest Margin of Victory _____ 10, 2x, (4/10/16 - W, 15-5)
 Largest Margin of Defeat _____ 14 (4/13/86 - L, 4-18)
 Most Runs by Texas Tech _____ 16 (4/5/14)
 Most Runs by Oklahoma State _____ 18 (4/13/86)
 Record in One-Run Games _____ 9-9
 Extra-Innings _____ N/A



SERIES HISTORIES

TCU: 77-96-1

Home: 41-37-0

Away: 31-53-1

Neutral: 5-6-0



3/18/57	Fort Worth, Texas	L, 2-4
3/19/57	Fort Worth, Texas	L, 5-17
3/26/62	Fort Worth, Texas	L, 5-7
3/09/63	Fort Worth, Texas	L, 2-21
3/10/63	Fort Worth, Texas	L, 0-10
3/27/64	Fort Worth, Texas	L, 3-9
3/28/64	Fort Worth, Texas	W, 7-6
1965	Lubbock, Texas	L, 2-7
1965	Lubbock, Texas	L, 11-12
1965	Lubbock, Texas	L, 0-3
4/08/66	Fort Worth, Texas	L, 3-4 (11)
4/09/66	Fort Worth, Texas	L, 4-5 (11)
4/09/66	Fort Worth, Texas	L, 7-8
3/08/67	Fort Worth, Texas	L, 1-3
3/08/67	Fort Worth, Texas	L, 2-4
5/03/68	Fort Worth, Texas	L, 0-3
5/03/68	Fort Worth, Texas	L, 2-7
5/04/68	Fort Worth, Texas	L, 2-6
5/02/69	Lubbock, Texas	L, 4-6
5/02/69	Lubbock, Texas	W, 4-1
5/03/69	Lubbock, Texas	L, 3-10
4/10/70	Fort Worth, Texas	L, 0-1
4/10/70	Fort Worth, Texas	L, 1-2
4/11/70	Fort Worth, Texas	W, 7-4
4/30/71	Lubbock, Texas	W, 4-1
4/30/71	Lubbock, Texas	W, 3-1
5/01/71	Lubbock, Texas	W, 6-1
3/24/72	Fort Worth, Texas	L, 3-4
3/24/72	Fort Worth, Texas	L, 2-3
3/25/72	Fort Worth, Texas	L, 3-4
4/27/73	Lubbock, Texas	L, 0-9
4/27/73	Lubbock, Texas	W, 5-4
4/28/73	Lubbock, Texas	W, 4-0
2/28/75	Lubbock, Texas	L, 10-11
3/01/75	Lubbock, Texas	L, 0-5
3/01/75	Lubbock, Texas	W, 4-3
4/09/76	Fort Worth, Texas	L, 2-3
4/10/76	Fort Worth, Texas	W, 11-5
4/10/76	Fort Worth, Texas	L, 5-9
4/08/77	Lubbock, Texas	W, 11-7
4/09/77	Lubbock, Texas	W, 4-2
4/09/77	Lubbock, Texas	L, 3-17
3/17/78	Fort Worth, Texas	W, 12-11
3/18/78	Fort Worth, Texas	L, 0-3
3/18/78	Fort Worth, Texas	W, 8-6
3/16/79	Lubbock, Texas	W, 11-10
3/17/79	Lubbock, Texas	L, 1-8
3/17/79	Lubbock, Texas	W, 18-4
4/18/80	Fort Worth, Texas	W, 5-2
4/19/80	Fort Worth, Texas	W, 4-3
4/19/80	Fort Worth, Texas	T, 8-8
5/01/81	Lubbock, Texas	L, 6-9
5/02/81	Lubbock, Texas	W, 7-3
5/02/81	Lubbock, Texas	W, 5-4
3/19/82	Fort Worth, Texas	W, 13-2
3/20/82	Fort Worth, Texas	L, 6-7
3/20/82	Fort Worth, Texas	W, 10-6
4/30/83	Lubbock, Texas	W, 4-1
5/01/83	Lubbock, Texas	L, 9-12
5/01/83	Lubbock, Texas	L, 10-11
3/17/84	Fort Worth, Texas	L, 9-10
3/17/84	Fort Worth, Texas	L, 2-3
3/18/84	Fort Worth, Texas	L, 3-6
4/27/85	Lubbock, Texas	L, 6-7
4/27/85	Lubbock, Texas	L, 8-11
4/28/85	Lubbock, Texas	L, 10-17
4/25/86	Fort Worth, Texas	L, 8-15
4/26/86	Fort Worth, Texas	W, 11-8
4/26/86	Fort Worth, Texas	W, 14-6

4/17/87	Lubbock, Texas	L, 2-8
4/18/87	Lubbock, Texas	W, 4-3
4/18/87	Lubbock, Texas	W, 7-6
4/22/88	Fort Worth, Texas	L, 1-6
4/23/88	Fort Worth, Texas	L, 4-11
4/23/88	Fort Worth, Texas	W, 6-2
4/14/89	Lubbock, Texas	W, 6-4
4/15/89	Lubbock, Texas	W, 5-3
4/15/89	Lubbock, Texas	W, 16-5
4/13/90	Fort Worth, Texas	W, 9-0
4/14/90	Fort Worth, Texas	L, 5-6
4/14/90	Fort Worth, Texas	W, 6-3
4/19/91	Lubbock, Texas	L, 5-9
4/20/91	Lubbock, Texas	L, 1-2
4/20/91	Lubbock, Texas	W, 6-1
2/14/92	Lubbock, Texas	W, 3-2
2/15/92	Lubbock, Texas	L, 1-5
2/15/92	Lubbock, Texas	L, 2-9
4/10/92	Fort Worth, Texas	L, 1-2
4/11/92	Fort Worth, Texas	L, 1-3
4/11/92	Fort Worth, Texas	L, 4-5
4/30/93	Fort Worth, Texas	W, 8-6 (10)
5/01/93	Fort Worth, Texas	W, 9-8
5/01/93	Fort Worth, Texas	L, 7-11
3/11/94	Lubbock, Texas	W, 1-0
3/12/94	Lubbock, Texas	L, 1-6
3/12/94	Lubbock, Texas	W, 8-4
3/19/95	Houston, Texas	L, 4-5
3/31/95	Fort Worth, Texas	W, 5-3
4/01/95	Fort Worth, Texas	L, 3-4
4/01/95	Fort Worth, Texas	L, 2-3
3/16/96	Houston, Texas	L, 2-3
5/11/96	Lubbock, Texas	L, 4-7
5/11/96	Lubbock, Texas	W, 9-6
5/12/96	Lubbock, Texas	W, 23-7
5/17/96	Lubbock, Texas	W, 10-6
2/11/97	Lubbock, Texas	L, 1-10
4/01/97	Fort Worth, Texas	W, 9-3
4/02/97	Fort Worth, Texas	W, 10-5
2/10/98	Fort Worth, Texas	W, 9-2
2/11/98	Fort Worth, Texas	L, 10-12
3/10/98	Lubbock, Texas	W, 16-4
3/11/98	Lubbock, Texas	L, 7-8 (11)
2/09/99	Lubbock, Texas	W, 8-3
3/09/99	Lubbock, Texas	W, 6-5
4/06/99	Fort Worth, Texas	W, 3-2
2/15/00	Fort Worth, Texas	L, 4-14
3/28/00	Lubbock, Texas	L, 5-7
2/02/01	Houston, Texas (Minute Maid)	W, 5-4
4/11/01	Lubbock, Texas	W, 9-4
4/24/01	Fort Worth, Texas	W, 14-4
2/07/02	Houston, Texas (Minute Maid)	W, 2-1 (10)
2/16/02	Round Rock, Texas	W, 5-1
2/19/02	Fort Worth, Texas	W, 14-13 (10)
2/20/02	Fort Worth, Texas	W, 10-9
3/05/02	Lubbock, Texas	W, 17-11
3/06/02	Lubbock, Texas	W, 17-4
2/18/03	Lubbock, Texas	W, 15-11
2/22/03	Fort Worth, Texas	L, 1-2
2/22/03	Fort Worth, Texas	L, 2-3
2/23/03	Fort Worth, Texas	W, 7-5
3/11/03	Lubbock, Texas	W, 6-3
2/27/04	Lubbock, Texas	L, 4-6
2/28/04	Lubbock, Texas	L, 5-8
2/29/04	Lubbock, Texas	W, 19-9
2/15/05	Fort Worth, Texas	W, 7-4
3/08/05	Fort Worth, Texas	L, 2-9
3/11/07	Corpus Christi, Texas	W, 4-1
4/25/07	Fort Worth, Texas	L, 6-8
4/13/09	Fort Worth, Texas	L, 5-12
3/05/10	Houston, Texas (Minute Maid)	L, 2-11
3/12/10	Fort Worth, Texas	L, 7-8
3/13/10	Fort Worth, Texas	L, 1-9

3/14/10	Fort Worth, Texas	L, 5-8
3/04/11	Lubbock, Texas	L, 0-7
3/05/11	Lubbock, Texas	L, 6-8
3/06/11	Lubbock, Texas	L, 1-8
3/11/12	Fort Worth, Texas	L, 1-2
3/12/12	Fort Worth, Texas	L, 4-7
3/29/13	Lubbock, Texas	L, 1-4
3/30/13	Lubbock, Texas	L, 3-7
3/31/13	Lubbock, Texas	W, 8-7
3/21/14	Fort Worth, Texas	L, 0-9
3/22/14	Fort Worth, Texas	W, 10-2
3/23/14	Fort Worth, Texas	W, 12-2
4/22/14	Abilene, Texas	L, 0-4
6/15/14	Omaha, Neb.	L, 2-3
4/02/15	Lubbock, Texas	L, 0-8
4/03/15	Lubbock, Texas	W, 5-1
4/04/15	Lubbock, Texas	L, 1-4
5/21/15	Tulsa, Okla.	W, 8-1
4/29/16	Fort Worth, Texas	W, 7-3
4/30/16	Fort Worth, Texas	L, 6-13
5/1/16	Fort Worth, Texas	W, 3-1
6/19/16	Omaha, Neb.	L, 3-5
4/28/17	Lubbock, Texas	L, 1-4
4/30/17	Lubbock, Texas	W, 6-4
4/30/17	Lubbock, Texas	W, 21-3
4/27/18	Fort Worth, Texas	L, 4-6
4/28/18	Fort Worth, Texas	W, 6-0
4/29/18	Fort Worth, Texas	L, 5-9
5/23/18	Oklahoma City, Okla.	L, 2-12 (7)
5/16/19	Lubbock, Texas	L, 1-3 (14)
5/17/19	Lubbock, Texas	W, 7-2
5/18/19	Lubbock, Texas	W, 8-4

SERIES NOTES:

Total Runs Scored _____ Texas Tech 1,013 - TCU 1,008
 Last 10 Games _____ Texas Tech trails, 5-5
 Longest Win Streak _____ 10 games (2/2/01-2/18/03)
 Longest Losing Streak _____ 13 games (4/25/07-3/30/13)
 Last Win _____ 5/18/19 (8-4)
 Last Loss _____ 5/16/19 (1-3, 14 inn.)
 Last Home Win _____ 5/18/19 (8-4)
 Last Home Loss _____ 5/16/19 (1-3, 14 inn.)
 Last Road Win _____ 4/28/18 (6-0)
 Last Road Loss _____ 4/29/18 (5-9)
 Last Shutout Win _____ 4/28/18 (6-0)
 Last Shutout Loss _____ 4/2/15 (0-8)
 Highest Scoring Game _____ 30 (5/12/96 - W, 23-7)
 Largest Margin of Victory _____ 18 (4/30/17 - W, 21-3)
 Largest Margin of Defeat _____ 19 (3/9/63 - L, 2-21)
 Most Runs by Texas Tech _____ 23 (5/12/96)
 Most Runs by TCU _____ 21 (3/9/63)
 Record in One-Run Games _____ 19-29
 Extra-Innings _____ TCU leads, 4-3



Texas: 48-114-0

Home: 23-53-0

Away: 21-54-0

Neutral: 4-7-0



3/22/68	Lubbock, Texas	L, 5-7
3/22/68	Lubbock, Texas	L, 2-7
3/23/68	Lubbock, Texas	L, 1-2
4/25/69	Austin, Texas	W, 2-1
4/25/69	Austin, Texas	L, 1-12
4/26/69	Austin, Texas	L, 2-6
4/04/70	Lubbock, Texas	L, 0-4
4/04/70	Lubbock, Texas	L, 3-6
3/19/71	Austin, Texas	L, 0-1 (13)
3/19/71	Austin, Texas	L, 3-9
3/20/71	Austin, Texas	W, 6-4
3/31/72	Lubbock, Texas	L, 3-5
3/31/72	Lubbock, Texas	W, 5-4
4/01/72	Lubbock, Texas	L, 10-12
4/06/73	Austin, Texas	L, 2-6
4/06/73	Austin, Texas	L, 0-9
3/15/74	Lubbock, Texas	W, 5-3
3/15/74	Lubbock, Texas	L, 0-5
3/16/74	Lubbock, Texas	L, 0-16
3/14/75	Austin, Texas	L, 1-7
3/15/75	Austin, Texas	L, 1-7
3/15/75	Austin, Texas	L, 1-14
4/30/76	Lubbock, Texas	W, 4-3
5/01/76	Lubbock, Texas	L, 5-14
5/01/76	Lubbock, Texas	L, 3-14
2/25/77	Austin, Texas	L, 3-9
2/26/77	Austin, Texas	L, 5-6
2/26/77	Austin, Texas	L, 0-11
4/28/78	Lubbock, Texas	L, 4-14
4/29/78	Lubbock, Texas	L, 0-5
4/29/78	Lubbock, Texas	W, 8-7
4/27/79	Austin, Texas	L, 1-4
4/28/79	Austin, Texas	L, 1-3
4/28/79	Austin, Texas	L, 1-5
3/28/80	Lubbock, Texas	L, 1-14
3/29/80	Lubbock, Texas	W, 3-2
3/29/80	Lubbock, Texas	L, 4-9
5/17/80	College Station, Texas	L, 2-9
3/13/81	Austin, Texas	L, 3-17
3/13/81	Austin, Texas	L, 1-5
3/14/81	Austin, Texas	L, 6-7
4/30/82	Lubbock, Texas	L, 7-9
4/22/83	Austin, Texas	L, 3-12
4/23/83	Austin, Texas	L, 1-9
4/23/83	Austin, Texas	L, 2-8
4/28/84	Lubbock, Texas	L, 3-7
4/28/84	Lubbock, Texas	L, 2-8
4/29/84	Lubbock, Texas	W, 8-5
4/19/85	Austin, Texas	L, 2-9
4/20/85	Austin, Texas	L, 15-16
4/20/85	Austin, Texas	L, 2-8
4/18/86	Lubbock, Texas	L, 5-16
4/19/86	Lubbock, Texas	L, 3-6
4/20/86	Lubbock, Texas	L, 2-11
4/10/87	Austin, Texas	L, 1-11
4/11/87	Austin, Texas	L, 0-11
4/11/87	Austin, Texas	L, 3-8
4/15/88	Lubbock, Texas	L, 12-13
4/16/88	Lubbock, Texas	L, 1-2
4/16/88	Lubbock, Texas	L, 9-11
4/07/89	Austin, Texas	L, 2-8
4/08/89	Austin, Texas	L, 3-13
4/08/89	Austin, Texas	L, 1-4
4/07/90	Lubbock, Texas	L, 2-6
4/08/90	Lubbock, Texas	L, 2-7
4/08/90	Lubbock, Texas	L, 6-15
4/12/91	Austin, Texas	L, 4-14
4/13/91	Austin, Texas	L, 0-1
4/13/91	Austin, Texas	W, 1-0

2/07/92	Austin, Texas	L, 1-2
2/08/92	Austin, Texas	L, 4-9
2/09/92	Austin, Texas	L, 4-5
4/23/92	Lubbock, Texas	L, 4-5
4/24/92	Lubbock, Texas	L, 9-10
4/25/92	Lubbock, Texas	L, 1-8
4/23/93	Lubbock, Texas	L, 2-4
4/24/93	Lubbock, Texas	W, 13-6
4/25/93	Lubbock, Texas	W, 5-4 (10)
4/29/94	Austin, Texas	W, 6-0
4/30/94	Austin, Texas	L, 6-9
5/01/94	Austin, Texas	W, 4-2
5/14/94	Austin, Texas	L, 1-2
5/15/94	Austin, Texas	L, 3-4 (12)
3/16/95	Houston, Texas	W, 4-3
4/14/95	Lubbock, Texas	W, 26-17
4/15/95	Lubbock, Texas	L, 7-10
4/15/95	Lubbock, Texas	W, 11-10 (10)
5/18/95	College Station, Texas	W, 9-3
3/14/96	Houston, Texas	L, 3-9
4/12/96	Austin, Texas	L, 4-7
4/13/96	Austin, Texas	L, 2-3
4/13/96	Austin, Texas	L, 2-3
5/18/96	Lubbock, Texas	L, 7-8
3/07/97	Austin, Texas	L, 6-7
3/08/97	Austin, Texas	W, 5-4
3/09/97	Austin, Texas	W, 10-6
3/06/98	Lubbock, Texas	W, 6-3
3/07/98	Lubbock, Texas	W, 17-6
4/16/99	Austin, Texas	L, 4-5
4/17/99	Austin, Texas	W, 7-2
4/18/99	Austin, Texas	W, 13-12
5/19/99	Oklahoma City, Okla.	L, 3-7
4/14/00	Lubbock, Texas	L, 1-3
4/15/00	Lubbock, Texas	W, 11-9
4/16/00	Lubbock, Texas	W, 6-4
5/17/00	Oklahoma City, Okla.	L, 4-8
5/19/00	Oklahoma City, Okla.	W, 4-3
3/09/01	Austin, Texas	L, 8-9 (10)
3/10/01	Austin, Texas	W, 6-5 (10)
3/11/01	Austin, Texas	W, 4-3
3/08/02	Lubbock, Texas	W, 10-5
3/09/02	Lubbock, Texas	L, 3-6
3/10/02	Lubbock, Texas	W, 9-0
3/28/03	Austin, Texas	L, 4-5 (12)
3/29/03	Austin, Texas	L, 5-11
3/30/03	Austin, Texas	W, 5-2
4/03/04	Lubbock, Texas	L, 0-4
4/03/04	Lubbock, Texas	L, 0-10
3/24/05	Austin, Texas	L, 3-7
3/25/05	Austin, Texas	L, 7-8
3/17/06	Lubbock, Texas	L, 3-4
3/18/06	Lubbock, Texas	W, 2-1
5/24/06	Oklahoma City, Okla.	L, 0-4
4/13/07	Austin, Texas	L, 2-7
4/14/07	Austin, Texas	L, 1-10
4/15/07	Austin, Texas	L, 2-4
3/20/08	Lubbock, Texas	L, 6-22
3/21/08	Lubbock, Texas	W, 7-5
3/22/08	Lubbock, Texas	L, 3-4
3/27/09	Austin, Texas	L, 5-9
3/28/09	Austin, Texas	W, 4-2
3/29/09	Austin, Texas	L, 1-8
3/26/10	Lubbock, Texas	W, 12-5
3/27/10	Lubbock, Texas	L, 3-8
3/28/10	Lubbock, Texas	L, 5-17
5/27/10	Oklahoma City, Okla.	W, 4-2
4/15/11	Austin, Texas	L, 1-4
4/16/11	Austin, Texas	W, 2-1
4/17/11	Austin, Texas	L, 1-3
4/05/12	Lubbock, Texas	L, 4-7
4/06/12	Lubbock, Texas	W, 7-6 (14)
4/07/12	Lubbock, Texas	L, 3-14

3/15/13	Austin, Texas	W, 1-0
3/16/13	Austin, Texas	L, 1-2
3/17/13	Austin, Texas	W, 4-2
3/28/14	Lubbock, Texas	L, 1-11
3/29/14	Lubbock, Texas	W, 8-4
3/30/14	Lubbock, Texas	L, 2-5 (12)
5/21/14	Oklahoma City, Okla.	L, 3-8
5/01/15	Austin, Texas	L, 0-3
5/02/15	Austin, Texas	W, 9-1
5/03/15	Austin, Texas	W, 5-1
5/20/15	Tulsa, Okla.	L, 1-2
4/22/16	Lubbock, Texas	W, 13-6
4/23/16	Lubbock, Texas	L, 4-7
4/24/16	Lubbock, Texas	L, 1-17
3/17/17	Austin, Texas	W, 2-1
3/18/17	Austin, Texas	W, 2-1
3/19/17	Austin, Texas	W, 8-5
5/4/18	Lubbock, Texas	L, 6-12
5/5/18	Lubbock, Texas	W, 16-5
5/6/18	Lubbock, Texas	L, 5-7
3/15/19	Austin, Texas	L, 3-4
3/16/19	Austin, Texas	W, 3-0
3/17/19	Austin, Texas	L, 3-4

SERIES NOTES:

Total Runs Scored _____ TTU 690 - Texas 1,112
 Last 10 Games _____ Tied, 5-5
 Longest Win Streak _____ 4 games (3/8/97-3/7/98)
 Longest Losing Streak _____ 20 games (4/19/85-4/13/91)
 Last Win _____ 3/16/19 (3-0)
 Last Loss _____ 3/17/19 (3-4)
 Last Home Win _____ 5/5/18 (16-5)
 Last Home Loss _____ 5/6/18 (5-7)
 Last Road Win _____ 3/16/19 (3-0)
 Last Road Loss _____ 3/17/19 (3-4)
 Last Shutout Win _____ 3/16/19 (3-0)
 Last Shutout Loss _____ 5/1/15 (0-3)
 Highest Scoring Game _____ 43 (4/14/95 - W, 26-17)
 Largest Margin of Victory _____ 9, 3x (3/10/02 - W, 9-0)
 Largest Margin of Defeat _____ 16, 3x (4/24/16 - L, 1-17)
 Most Runs by Texas Tech _____ 26 (4/14/95)
 Most Runs by Texas _____ 22 (3/20/08)
 Record in One-Run Games _____ 20-28
 Extra-Innings _____ Texas leads, 4-3



SERIES HISTORIES

West Virginia: 13-14-0

Home: 7-2-0

Away: 5-7-0

Neutral: 1-5-0



3/22/13	Charleston, W. Va.	L, 0-2
3/23/13	Charleston, W. Va.	W, 6-4 (10)
3/23/13	Charleston, W. Va.	L, 1-3
5/15/14	Lubbock, Texas	W, 4-3 (11)
5/16/14	Lubbock, Texas	W, 3-2
5/17/14	Lubbock, Texas	W, 4-0
5/14/15	Morgantown, W.Va.	L, 4-6
5/15/15	Morgantown, W.Va.	L, 2-8
5/16/15	Morgantown, W.Va.	W, 8-2
5/19/16	Lubbock, Texas	W, 2-1
5/20/16	Lubbock, Texas	W, 4-2
5/21/16	Lubbock, Texas	L, 7-8
5/26/16	Oklahoma City, Okla.	L, 4-9
5/6/17	Morgantown, W.Va.	W, 1-0
5/6/17	Morgantown, W.Va.	W, 4-3
5/7/17	Morgantown, W.Va.	L, 2-3
5/26/17	Oklahoma City, Okla.	L, 7-12
3/29/18	Lubbock, Texas	L, 0-1
3/30/18	Lubbock, Texas	W, 4-1
3/31/18	Lubbock, Texas	W, 8-5
5/25/18	Oklahoma City, Okla.	L, 4-12
4/12/19	Morgantown, W.Va.	L, 0-2
4/13/19	Morgantown, W.Va.	L, 3-4
4/14/19	Morgantown, W.Va.	W, 3-0
5/23/19	Oklahoma City, Okla.	L, 1-5
5/25/19	Oklahoma City, Okla.	W, 10-3
5/25/19	Oklahoma City, Okla.	L, 0-2

SERIES NOTES:

Total Runs Scored _____ Texas Tech 94 - WVU 102
 Last 10 Games _____ Texas Tech trails, 4-6
 Longest Win Streak _____ 3 games, 2x (5/16/15-5/20/16)
 Longest Losing Streak _____ 3 games (5/25/18-4/13/19)
 Last Win _____ 5/25/19 (10-3)
 Last Loss _____ 5/25/19 (0-2)
 Last Home Win _____ 3/31/18 (8-5)
 Last Home Loss _____ 3/29/18 (0-1)
 Last Road Win _____ 4/14/19 (3-0)
 Last Road Loss _____ 4/13/19 (3-4)
 Last Shutout Win _____ 4/14/19 (3-0)
 Last Shutout Loss _____ 5/25/19 (0-2)
 Highest Scoring Game _____ 16 (5/25/18 - L, 4-12)
 Largest Margin of Victory _____ 7 (5/25/19 - W, 10-3)
 Largest Margin of Defeat _____ 6 (5/15/15 - L, 2-8)
 Most Runs by Texas Tech _____ 10 (5/25/19)
 Most Runs by West Virginia _____ 12, twice, (5/25/18)*
 Record in One-Run Games _____ 5-4
 Extra-Innings _____ Texas Tech leads, 2-0



Abilene Christian (34-16-0)

H: (24-6-0) A: (8-10-0) N: (2-0-0)

1926	Abilene, Texas	W, 5-3
5/02/27	Lubbock, Texas	L, 12-13
5/03/27	Lubbock, Texas	W, 7-3
3/28/58	Abilene, Texas	L, 1-21
3/29/58	Abilene, Texas	L, 1-7
4/25/59	Lubbock, Texas	W, 13-6
5/09/59	Abilene, Texas	L, 3-15
3/28/62	Abilene, Texas	W, 2-1
3/28/62	Abilene, Texas	L, 0-2
4/24/62	Lubbock, Texas	L, 1-2 (10)
4/24/62	Lubbock, Texas	W, 7-1
3/25/63	Lubbock, Texas	L, 0-1
3/25/63	Lubbock, Texas	W, 1-0
4/16/63	Lubbock, Texas	L, 6-7
4/16/63	Lubbock, Texas	W, 7-4
3/13/64	Abilene, Texas	L, 1-2
3/13/64	Abilene, Texas	W, 3-2
4/21/64	Lubbock, Texas	W, 15-5
4/21/64	Lubbock, Texas	W, 15-1
1965	Lubbock, Texas	W, 11-1
1965	Lubbock, Texas	L, 3-10
4/30/66	Abilene, Texas	L, 0-1
4/30/66	Abilene, Texas	L, 2-3
5/07/66	Lubbock, Texas	W, 7-2
5/07/66	Lubbock, Texas	W, 6-5
4/29/67	Lubbock, Texas	(No-Hitter) L, 0-1
4/29/67	Lubbock, Texas	W, 19-1
5/06/67	Abilene, Texas	L, 2-4
5/06/67	Abilene, Texas	L, 0-5
4/26/68	Lubbock, Texas	W, 4-3
4/27/68	Lubbock, Texas	W, 3-1
3/24/75	Abilene, Texas	W, 4-2
3/24/75	Abilene, Texas	W, 4-1
4/22/75	Lubbock, Texas	W, 9-5
4/22/75	Lubbock, Texas	W, 11-0
4/06/76	Lubbock, Texas	W, 5-2
4/06/76	Lubbock, Texas	W, 16-1
4/20/76	Abilene, Texas	L, 3-4
4/20/76	Abilene, Texas	W, 10-0
4/20/93	Lubbock, Texas	W, 4-2
4/20/93	Lubbock, Texas	W, 13-5
4/14/98	Lubbock, Texas	W, 17-12
4/20/04	Lubbock, Texas	W, 19-9
3/11/14	Lubbock, Texas	W, 6-2 (7)
4/08/14	Lubbock, Texas	W, 19-2
3/03/15	Lubbock, Texas	W, 6-5 (16)
4/14/15	Abilene, Texas	W, 7-6
4/21/15	Midland, Texas	W, 10-2
4/27/16	Midland, Texas	W, 5-4
5/10/16	Abilene, Texas	W, 7-2

Air Force (5-1-0)

H: (5-1-0) A: (0-0-0) N: (0-0-0)

2/17/91	Lubbock, Texas	L, 7-8
2/17/91	Lubbock, Texas	W, 8-4
3/10/96	Lubbock, Texas	W, 11-4
3/10/96	Lubbock, Texas	W, 10-4
3/05/04	Lubbock, Texas	W, 8-4
3/07/04	Lubbock, Texas	W, 11-0 (7)

Akron (1-0-0)

H: (1-0-0) A: (0-0-0) N: (0-0-0)

5/24/96	Lubbock, Texas	W, 7-2
---------	----------------	--------

Alabama A&M (4-0-0)

H: (4-0-0) A: (0-0-0) N: (0-0-0)

4/20/10	Lubbock, Texas	W, 18-4
4/21/10	Lubbock, Texas	W, 3-0
3/13/12	Lubbock, Texas	W, 21-1
3/14/12	Lubbock, Texas	W, 25-5

Amarillo Gold Sox (0-2-0)

H: (0-0-0) A: (0-0-0) N: (0-2-0)

4/13/76	N/A - Neutral (EXHIB)	L, N/A
4/08/79	N/A - Neutral (EXHIB)	L, 6-9

Amarillo Western (0-2-0)

H: (0-1-0) A: (0-1-0) N: (0-0-0)

1928	Lubbock, Texas	L, 4-14
1928	Amarillo, Texas	L, 2-19

American Christian (3-1-0)

H: (0-0-0) A: (3-1-0) N: (0-0-0)

3/17/76	Texarkana, Texas	W, 7-4
3/17/76	Texarkana, Texas	L, 9-14
3/21/76	Texarkana, Texas	W, 10-0
3/21/76	Texarkana, Texas	W, 12-6

American Legion (1-0-0)

H: (1-0-0) A: (0-0-0) N: (0-0-0)

1926	Lubbock, Texas	W, 13-3
------	----------------	---------

Angelo State (2-0-0)

H: (2-0-0) A: (0-0-0) N: (0-0-0)

4/06/05	Lubbock, Texas	W, 11-6
4/03/12	Lubbock, Texas	W, 13-8

Arizona (6-11-0)

H: (1-0-0) A: (3-11-0) N: (2-0-0)

3/06/72	Tucson, Ariz.	W, 5-2
3/06/72	Tucson, Ariz.	L, 4-25
3/07/72	Tucson, Ariz.	L, 4-5
3/07/72	Tucson, Ariz.	L, 3-7
3/08/72	Tucson, Ariz.	L, 2-3
3/08/72	Tucson, Ariz.	L, 3-4
2/26/73	Tucson, Ariz.	L, 0-5
2/27/73	Tucson, Ariz.	L, 2-8
2/28/73	Tucson, Ariz.	W, 3-1
2/15/74	Tucson, Ariz.	L, 0-10
2/16/74	Tucson, Ariz.	L, 0-10
2/16/74	Tucson, Ariz.	L, 1-12
3/17/93	Fresno, Calif.	W, 4-0
3/20/93	Fresno, Calif.	W, 11-8
3/05/13	Tucson, Ariz.	L, 2-6
3/06/13	Tucson, Ariz.	W, 5-2
3/7/17	Lubbock, Texas	W, 13-1

Arizona State (6-15-0)

H: (2-0-0) A: (3-14-0) N: (1-1-0)

2/09/89	Tempe, Ariz.	L, 3-5
2/10/89	Tempe, Ariz.	L, 1-7
2/11/89	Tempe, Ariz.	L, 8-9
2/27/90	Tempe, Ariz.	L, 4-5
2/28/90	Tempe, Ariz.	L, 6-8
3/05/91	Tempe, Ariz.	L, 12-18
3/06/91	Tempe, Ariz.	L, 5-6
2/01/92	Tempe, Ariz.	L, 3-4
2/02/92	Tempe, Ariz.	L, 1-3
2/03/95	Tempe, Ariz.	L, 3-6
2/04/95	Tempe, Ariz.	W, 10-2
2/05/95	Tempe, Ariz.	L, 2-5
2/17/96	Tempe, Ariz.	W, 4-2
2/18/96	Tempe, Ariz.	L, 16-17
5/25/01	Fullerton, Calif.	L, 3-12
5/26/01	Fullerton, Calif.	W, 9-8
2/28/06	Tempe, Ariz.	L, 5-13
4/17/06	Lubbock, Texas	W, 7-2
3/06/12	Tempe, Ariz.	W, 8-4
3/19/13	Lubbock, Texas	W, 8-7
5/15/13	Tempe, Ariz.	L, 5-8

Arkansas (15-46-0)

H: (7-20-0) A: (6-22-0) N: (2-4-0)

4/19/74	Fayetteville, Ark.	L, 3-9
4/19/74	Fayetteville, Ark.	L, 6-15
4/20/74	Fayetteville, Ark.	L, 6-7
4/18/75	Lubbock, Texas	W, 14-5
4/18/75	Lubbock, Texas	W, 13-11
4/19/75	Lubbock, Texas	L, 4-6
3/19/76	Fayetteville, Ark.	L, 4-5
3/20/76	Fayetteville, Ark.	L, 3-4
3/20/76	Fayetteville, Ark.	L, 2-10
3/18/77	Lubbock, Texas	L, 10-13
3/19/77	Lubbock, Texas	W, 7-4

3/19/77	Lubbock, Texas	L, 7-14
4/07/78	Fayetteville, Ark.	L, 1-6
4/08/78	Fayetteville, Ark.	L, 2-13
4/08/78	Fayetteville, Ark.	L, 1-2
4/06/79	Lubbock, Texas	W, 9-8
4/07/79	Lubbock, Texas	L, 9-12
4/07/79	Lubbock, Texas	L, 2-6
3/07/80	Fayetteville, Ark.	L, 1-2
3/08/80	Fayetteville, Ark.	W, 5-3
3/08/80	Fayetteville, Ark.	L, 2-9
5/19/80	College Station, Texas	L, 5-6
4/24/81	Lubbock, Texas	L, 4-13
4/25/81	Lubbock, Texas	L, 5-8
4/25/81	Lubbock, Texas	W, 7-5
4/23/82	Fayetteville, Ark.	L, 6-7
4/24/82	Fayetteville, Ark.	W, 4-3
4/24/82	Fayetteville, Ark.	W, 11-8
4/16/83	Lubbock, Texas	L, 1-7
4/16/83	Lubbock, Texas	L, 7-8
4/17/83	Lubbock, Texas	W, 10-9
4/21/84	Fayetteville, Ark.	W, 8-6
4/21/84	Fayetteville, Ark.	W, 9-8
4/22/84	Fayetteville, Ark.	L, 7-9
4/12/85	Lubbock, Texas	L, 4-14
4/13/85	Lubbock, Texas	L, 11-14
4/13/85	Lubbock, Texas	L, 5-22
4/11/86	Fayetteville, Ark.	L, 3-20
4/12/86	Fayetteville, Ark.	L, 4-9
4/12/86	Fayetteville, Ark.	L, 3-8
4/03/87	Lubbock, Texas	L, 0-2
4/04/87	Lubbock, Texas	L, 6-8
4/04/87	Lubbock, Texas	L, 0-9
4/08/88	Fayetteville, Ark.	L, 6-7
4/09/88	Fayetteville, Ark.	W, 11-8
4/09/88	Fayetteville, Ark.	L, 4-5
3/31/89	Lubbock, Texas	L, 10-12
4/01/89	Lubbock, Texas	L, 2-3
4/01/89	Lubbock, Texas	L, 5-6
3/31/90	Fayetteville, Ark.	L, 5-6
3/31/90	Fayetteville, Ark.	L, 6-7
4/01/90	Fayetteville, Ark.	L, 4-12
4/05/91	Lubbock, Texas	W, 4-1
4/06/91	Lubbock, Texas	L, 10-18
4/06/91	Lubbock, Texas	L, 2-6
5/28/95	Palo Alto, Calif.	W, 14-10
2/27/12	Houston, Texas (Minute Maid)	L, 1-3
2/28/16	Houston, Texas (Minute Maid)	L, 6-10
4/24/18	Fayetteville, Ark.	L, 1-5
6/20/18	Omaha, Nebraska	L, 4-7
6/17/19	Omaha, Nebraska	W, 5-4

Arkansas-Pine Bluff (2-0-0)

H: (2-0-0) A: (0-0-0) N: (0-0-0)

3/25/14	Lubbock, Texas	W, 2-0
3/25/14	Lubbock, Texas	W, 5-1

Army (2-0-0)

H: (1-0-0) A: (0-0-0) N: (1-0-0)

2/24/08	San Antonio, Texas	W, 16-2
5/31/19	Lubbock, Texas	W, 11-2

Bethune-Cookman (2-0-0)

H: (2-0-0) A: (0-0-0) N: (0-0-0)

2/25/10	Lubbock, Texas	W, 12-8
2/27/10	Lubbock, Texas	W, 14-12

Big Spring (0-4-0)

H: (0-2-0) A: (0-2-0) N: (0-0-0)

1929	Big Spring, Texas	L, 1-5
1929	Big Spring, Texas	L, 3-7
4/26/29	Lubbock, Texas	L, 4-9
4/27/29	Lubbock, Texas	L, 4-16

Biola (0-1-0)

H: (0-0-0) A: (0-0-0) N: (0-1-0)

2/15/88	La Mirada, Calif.	L, 5-11
---------	-------------------	---------



SERIES HISTORIES

BYU (6-2-0)

H: (6-1-0) A: (0-0-0) N: (0-1-0)			
2/19/98	Phoenix, Ariz.	L, 1-4	
1/25/02	Lubbock, Texas	W, 8-6	
1/25/02	Lubbock, Texas	W, 6-5	
1/26/02	Lubbock, Texas	W, 10-2	
2/24/11	Lubbock, Texas	W, 7-4	
2/25/11	Lubbock, Texas	L, 3-8	
2/16/13	Lubbock, Texas	W, 5-1	
2/24/14	Lubbock, Texas	W, 4-2	

California (5-1-0)

H: (4-0-0) A: (1-1-0) N: (0-0-0)			
3/11/16	Berkeley, Calif.	L, 2-9	
3/12/16	Berkeley, Calif.	W, 11-8	
2/24/17	Lubbock, Texas	W, 4-2	
2/25/17	Lubbock, Texas	W, 5-1	
2/25/17	Lubbock, Texas	W, 3-2	
2/26/17	Lubbock, Texas	W, 11-2	

Cal State Fullerton (2-6-0)

H: (1-2-0) A: (1-4-0) N: (0-0-0)			
5/27/01	Fullerton, Calif.	W, 11-5	
5/27/01	Fullerton, Calif.	L, 5-11	
3/06/15	Fullerton, Calif.	L, 0-4	
3/07/15	Fullerton, Calif.	L, 2-3	
3/08/15	Fullerton, Calif.	L, 5-6	
3/4/16	Lubbock, Texas	L, 3-7	
3/5/16	Lubbock, Texas	W, 6-5	
3/6/16	Lubbock, Texas	L, 1-4	

Cal State Northridge (4-5-0)

H: (4-2-0) A: (0-3-0) N: (0-0-0)			
2/10/01	Lubbock, Texas	L, 3-9	
2/10/01	Lubbock, Texas	W, 3-2	
2/11/01	Lubbock, Texas	W, 9-2	
3/02/07	Lubbock, Texas	W, 5-0	
3/03/07	Lubbock, Texas	L, 3-8	
3/04/07	Lubbock, Texas	W, 10-5	
2/27/09	Northridge, Calif.	L, 4-8	
2/28/09	Northridge, Calif.	L, 3-7	
3/01/09	Northridge, Calif.	L, 2-3	

Cameron (12-1-0)

H: (12-1-0) A: (0-0-0) N: (0-0-0)			
2/09/90	Lubbock, Texas	W, 10-6	
2/09/90	Lubbock, Texas	W, 12-0	
2/10/90	Lubbock, Texas	W, 15-8	
2/10/90	Lubbock, Texas	W, 13-4	
2/18/91	Lubbock, Texas	W, 5-3	
4/17/92	Lubbock, Texas	W, 5-1	
4/17/92	Lubbock, Texas	L, 3-7	
4/18/92	Lubbock, Texas	W, 14-2	
4/18/92	Lubbock, Texas	W, 11-3	
2/19/93	Lubbock, Texas	W, 27-0	
2/19/93	Lubbock, Texas	W, 17-2	
2/20/93	Lubbock, Texas	W, 13-3	
2/20/93	Lubbock, Texas	W, 23-0	

Campbell (5-1-0)

H: (5-1-0) A: (0-0-0) N: (0-0-0)			
2/05/04	Lubbock, Texas	W, 18-1	
2/06/04	Lubbock, Texas	W, 19-4	
2/07/04	Lubbock, Texas	W, 9-4	
3/02/06	Lubbock, Texas	L, 5-7	
3/03/06	Lubbock, Texas	W, 5-3	
3/04/06	Lubbock, Texas	W, 6-4	

Central Arkansas (2-0-0)

H: (2-0-0) A: (0-0-0) N: (0-0-0)			
3/04/08	Lubbock, Texas	W, 15-6	
3/05/08	Lubbock, Texas	W, 8-3	

Clarendon (2-1-0)

H: (2-1-0) A: (0-0-0) N: (0-0-0)			
1926	Lubbock, Texas	L, 4-10	
1926	Lubbock, Texas	W, 23-12	
1926	Lubbock, Texas	W, 9-0	

Clemson (2-2-0)

H: (2-1-0) A: (0-0-0) N: (0-1-0)			
3/18/93	Fresno, Calif.	L, 0-5	
3/19/04	Lubbock, Texas	L, 3-7	
3/20/04	Lubbock, Texas	W, 13-10	
3/21/04	Lubbock, Texas	W, 5-3	

Coastal Carolina (0-1-0)

H: (0-0-0) A: (0-0-0) N: (0-1-0)			
6/23/16	Omaha, Neb.	L, 5-7	

Coe College (1-1-0)

H: (1-1-0) A: (0-0-0) N: (0-0-0)			
2/27/80	Lubbock, Texas	W, 2-0	
2/27/80	Lubbock, Texas	L, 4-5	

College of Charleston (2-0-0)

H: (1-0-0) A: (0-0-0) N: (0-0-0)			
6/07/14	Lubbock, Texas	W, 1-0	
6/08/14	Lubbock, Texas	W, 1-0	

College of Idaho (1-0-0)

H: (0-0-0) A: (0-0-0) N: (1-0-0)			
2/16/88	La Mirada, Calif.	W, 10-3	

College of the Southwest (25-4-0)

H: (23-4-0) A: (2-0-0) N: (0-0-0)			
3/10/87	Lubbock, Texas	W, 18-3	
3/10/87	Lubbock, Texas	W, 5-2	
3/24/87	Lubbock, Texas	W, 15-5	
3/24/87	Lubbock, Texas	L, 2-3	
3/31/87	Hobbs, N.M.	W, 5-3	
3/31/87	Hobbs, N.M.	W, 8-2	
4/12/88	Lubbock, Texas	L, 1-3	
4/12/88	Lubbock, Texas	W, 9-1	
4/26/88	Lubbock, Texas	W, 9-2	
4/26/88	Lubbock, Texas	W, 6-3	
3/28/89	Lubbock, Texas	W, 5-4	
4/25/89	Lubbock, Texas	W, 6-2	
4/25/89	Lubbock, Texas	W, 13-6	
3/20/90	Lubbock, Texas	L, 7-11	
3/20/90	Lubbock, Texas (No-Hitter)	W, 11-0	
4/16/91	Lubbock, Texas	W, 2-1	
4/16/91	Lubbock, Texas	W, 5-4	
4/05/93	Lubbock, Texas	W, 16-2	
4/05/93	Lubbock, Texas	W, 18-2	
2/21/95	Lubbock, Texas	W, 17-0	
4/21/96	Lubbock, Texas	W, 26-0	
4/22/96	Lubbock, Texas	W, 16-4	
3/18/97	Lubbock, Texas	W, 12-1	
3/25/97	Lubbock, Texas	W, 31-3	
3/31/98	Lubbock, Texas	W, 17-2	
4/27/98	Lubbock, Texas	W, 14-7	
4/19/99	Lubbock, Texas	L, 4-7	
4/27/05	Lubbock, Texas	W, 11-4	
4/23/07	Lubbock, Texas	W, 9-3	

Colorado (0-6-0)

H: (0-6-0) A: (0-0-0) N: (0-0-0)			
4/05/55	Lubbock, Texas	L, 6-12	
4/06/55	Lubbock, Texas	L, 7-15	
3/21/59	Lubbock, Texas	L, 0-4	
3/21/59	Lubbock, Texas	L, 1-9	
3/31/61	Lubbock, Texas	L, 6-18	
3/31/61	Lubbock, Texas	L, 7-12	

Colorado State (1-1-0)

H: (0-0-0) A: (0-0-0) N: (1-1-0)			
3/25/77	Albuquerque, N.M.	L, 6-9	
3/26/77	Albuquerque, N.M.	W, 12-1	

Columbia (1-0-0)

H: (0-0-0) A: (0-0-0) N: (1-0-0)			
5/30/14	Coral Gables, Fla.	W, 3-2	

Connecticut (0-1-0)

H: (0-0-0) A: (0-0-0) N: (0-1-0)			
2/24/13	Orlando, Fla.	L, 0-1 (11)	

Dallas Baptist (18-11-0)

H: (11-8-0) A: (5-3-0) N: (2-0-0)			
5/12/04	Lubbock, Texas	L, 3-4 (10)	
2/22/05	Lubbock, Texas	W, 7-0	
5/05/05	Lubbock, Texas	W, 6-2	
5/06/05	Lubbock, Texas	L, 3-9	
5/07/05	Lubbock, Texas	L, 16-23	
2/23/06	Midland, Texas	W, 13-5	
2/16/07	Midland, Texas	W, 21-1	
5/01/07	Lubbock, Texas	W, 15-6	
5/07/08	Dallas, Texas	L, 7-16	
5/13/08	Lubbock, Texas	L, 4-8	
5/13/08	Lubbock, Texas	W, 9-8	
3/11/09	Lubbock, Texas	L, 2-11	
5/06/09	Dallas, Texas	W, 9-6	
3/02/10	Lubbock, Texas	W, 8-5	
4/14/10	Dallas, Texas	W, 13-11	
3/22/11	Dallas, Texas	W, 7-6	
5/03/11	Lubbock, Texas	L, 1-11	
4/11/12	Lubbock, Texas	W, 7-1	
5/08/12	Dallas, Texas	W, 5-0	
4/09/13	Dallas, Texas	L, 9-10	
5/07/13	Lubbock, Texas	W, 7-2	
4/15/14	Lubbock, Texas	W, 5-4	
5/06/14	Dallas, Texas	W, 18-3	
6/5/16	Lubbock, Texas	L, 6-10	
6/6/16	Lubbock, Texas	W, 5-3	
4/10/18	Dallas, Texas	L, 5-6	
5/8/18	Lubbock, Texas	L, 4-10	
6/1/19	Lubbock, Texas	W, 3-2	
6/2/19	Lubbock, Texas	W, 3-0	

Daniel Baker (3-6-1)

H: (1-3-1) A: (2-3-0) N: (0-0-0)			
1926	Lubbock, Texas	T, 3-3 (11)	
1926	Lubbock, Texas	W, 14-11	
5/10/27	Lubbock, Texas	L, 1-13	
5/11/27	Lubbock, Texas	L, 6-8	
5/12/27	Lubbock, Texas	L, 1-6	
4/16/29	Brownwood, Texas	W, 7-4	
4/17/29	Brownwood, Texas	W, 6-0	
4/18/29	Brownwood, Texas	L, 11-21	
5/17/29	Brownwood, Texas	L, 1-5	
5/18/29	Brownwood, Texas	L, 2-5	

Delaware (1-0-0)

H: (1-0-0) A: (0-0-0) N: (0-0-0)			
6/2/17	Lubbock, Texas	W, 5-2	

Denver (3-0-0)

H: (3-0-0) A: (0-0-0) N: (0-0-0)			
3/20/62	Lubbock, Texas	W, 6-3	
3/20/62	Lubbock, Texas	W, 8-6	
3/21/62	Lubbock, Texas	W, 7-3	

Duke (2-2-0)

H: (2-1-0) A: (0-1-0) N: (0-0-0)			
6/9/18	Lubbock, Texas	W, 6-4	
6/10/18	Lubbock, Texas	L, 2-11	
6/11/18	Lubbock, Texas	W, 6-2	
4/16/19	Durham, N.C.	L, 6-13	

East Carolina (2-1-0)

H: (2-1-0) A: (0-0-0) N: (0-0-0)			
6/10/16	Lubbock, Texas	L, 6-8	
6/11/16	Lubbock, Texas	W, 3-1 (13)	
6/12/16	Lubbock, Texas	W, 11-0	

Eastern Michigan (6-0-0)

H: (6-0-0) A: (0-0-0) N: (0-0-0)			
2/23/96	Lubbock, Texas	W, 11-1	
2/26/96	Lubbock, Texas	W, 11-8	
2/29/96	Lubbock, Texas	W, 9-4	
3/01/96	Lubbock, Texas	W, 24-2	
3/02/96	Lubbock, Texas	W, 5-3 (10)	
3/03/96	Lubbock, Texas	W, 28-8	



Eastern New Mexico (26-3-0)

H: (21-0-0) A: (0-0-0) N: (5-3-0)

4/02/62	Lubbock, Texas	W, 2-1
4/02/62	Lubbock, Texas	(No-Hitter) W, 2-0
4/12/62	Portales, N.M.	L, 2-3
4/12/62	Portales, N.M.	W, 4-3
4/20/63	Lubbock, Texas	W, 10-6
4/20/63	Lubbock, Texas	W, 11-7
5/04/63	Portales, N.M.	L, 7-9
5/04/63	Portales, N.M.	W, 8-3
3/23/64	Lubbock, Texas	W, 16-2
3/23/64	Lubbock, Texas	W, 16-0
4/17/64	Portales, N.M.	L, 0-7
4/17/64	Portales, N.M.	W, 14-4
5/02/67	Lubbock, Texas	W, 6-4
5/02/67	Lubbock, Texas	W, 2-1
5/09/67	Portales, N.M.	W, 5-3
5/09/67	Portales, N.M.	W, 4-3
3/30/93	Lubbock, Texas	W, 8-0
3/30/93	Lubbock, Texas	W, 11-2
4/27/93	Lubbock, Texas	W, 4-1
4/27/93	Lubbock, Texas	W, 9-3
2/22/94	Lubbock, Texas	W, 5-0
2/22/94	Lubbock, Texas	W, 10-4
2/17/97	Lubbock, Texas	W, 9-4
2/18/97	Lubbock, Texas	W, 17-2
3/24/98	Lubbock, Texas	W, 6-5 (13)
4/27/99	Lubbock, Texas	W, 11-4
3/13/01	Lubbock, Texas	W, 7-2
4/08/03	Lubbock, Texas	W, 12-1
2/20/06	Lubbock, Texas	W, 16-0

Fairfield (1-0-0)

H: (1-0-0) A: (0-0-0) N: (0-0-0)

6/3/16	Lubbock, Texas	W, 12-1
--------	----------------	---------

Florida (2-1-0)

H: (0-0-0) A: (0-0-0) N: (2-1-0)

6/21/16	Omaha, Neb.	W, 3-2
6/17/18	Omaha, Neb.	W, 6-3
6/21/18	Omaha, Neb.	L, 6-9

Florida Atlantic (1-0-0)

H: (0-0-0) A: (0-0-0) N: (1-0-0)

2/28/20	Tallahassee, Fla.	W, 7-1
---------	-------------------	--------

Florida Gulf Coast (2-0-0)

H: (2-0-0) A: (0-0-0) N: (0-0-0)

3/20/12	Lubbock, Texas	W, 11-4
3/21/12	Lubbock, Texas	W, 14-8

Florida International (2-1-0)

H: (1-0-0) A: (1-1-0) N: (0-0-0)

2/25/13	Miami, Fla.	L, 7-9
2/26/13	Miami, Fla.	W, 8-6
5/7/19	Lubbock, Texas	W, 9-6

Florida State (4-1-0)

H: (0-0-0) A: (3-1-0) N: (1-0-0)

4/5/16	Tallahassee, Fla.	L, 1-10
4/6/16	Tallahassee, Fla.	W, 8-4
5/19/19	Omaha, Neb.	W, 4-1
2/29/20	Tallahassee, Fla.	W, 6-5 (11)
3/1/20	Tallahassee, Fla.	W, 4-3

Fort Bliss (1-3-0)

H: (1-3-0) A: (0-0-0) N: (0-0-0)

5/01/55	Lubbock, Texas	W, 6-5
5/02/55	Lubbock, Texas	L, 4-12
5/17/55	Lubbock, Texas	L, 10-21
5/18/55	Lubbock, Texas	L, 4-6

Fresno State (1-2-0)

H: (1-1-0) A: (0-1-0) N: (0-0-0)

3/16/93	Fresno, Calif.	L, 2-4
5/23/96	Lubbock, Texas	L, 5-12
5/25/96	Lubbock, Texas	W, 13-2

Georgia Tech (1-2-0)

H: (0-0-0) A: (0-2-0) N: (1-0-0)

2/11/96	Kissimmee, Fla.	W, 8-4
6/05/04	Atlanta, Ga.	L, 3-9
6/06/04	Atlanta, Ga.	L, 3-5

Gonzaga (2-1-0)

H: (1-1-0) A: (0-0-0) N: (1-0-0)

3/07/09	Palm Springs, Calif.	W, 7-1
3/09/10	Lubbock, Texas	W, 9-7
3/10/10	Lubbock, Texas	L, 9-13

Grand Canyon (19-11-0)

H: (9-2-0) A: (10-9-0) N: (0-0-0)

2/18/74	Phoenix, Ariz.	L, 0-17
2/19/74	Phoenix, Ariz.	W, 2-0
2/20/74	Phoenix, Ariz.	L, 0-4
2/21/74	Phoenix, Ariz.	L, 3-9
4/24/84	Lubbock, Texas	W, 9-8
3/03/91	Phoenix, Ariz.	W, 10-4
3/04/91	Phoenix, Ariz.	W, 4-3
1/30/92	Phoenix, Ariz.	W, 15-8
1/31/92	Phoenix, Ariz.	L, 5-11
3/11/93	Phoenix, Ariz.	L, 4-5
3/12/93	Phoenix, Ariz.	W, 5-1
3/13/93	Phoenix, Ariz.	L, 1-4
4/16/93	Lubbock, Texas	W, 2-1 (10)
4/17/93	Lubbock, Texas	W, 7-6
4/18/93	Lubbock, Texas	W, 10-6
2/10/94	Phoenix, Ariz.	L, 1-7
2/11/94	Phoenix, Ariz.	L, 4-6
2/12/94	Phoenix, Ariz.	L, 4-6
2/06/95	Phoenix, Ariz.	W, 15-8
2/07/95	Phoenix, Ariz.	W, 4-1
3/23/95	Lubbock, Texas	W, 10-1
3/24/95	Lubbock, Texas	W, 6-2
3/25/95	Lubbock, Texas	W, 9-8 (10)
2/19/96	Phoenix, Ariz.	W, 6-3
2/20/96	Phoenix, Ariz.	W, 12-8
4/15/97	Lubbock, Texas	W, 20-8
4/16/97	Lubbock, Texas	W, 21-3
2/18/98	Phoenix, Ariz.	W, 7-1
4/28/15	Lubbock, Texas	L, 4-5 (10)
4/29/15	Lubbock, Texas	L, 5-10

Greenville College (2-0-0)

H: (2-0-0) A: (0-0-0) N: (0-0-0)

3/31/81	Lubbock, Texas	W, 5-0
3/31/81	Lubbock, Texas	W, 11-5

Hardin-Simmons (73-31-0)

H: (36-15-0) A: (37-16-0) N: (0-0-0)

4/18/27	Abilene, Texas	L, 4-5
4/19/27	Abilene, Texas	L, 1-2
4/27/56	Abilene, Texas	L, 4-6
4/28/56	Abilene, Texas	W, 11-6
5/04/56	Lubbock, Texas	W, 4-2
5/05/56	Lubbock, Texas	W, 11-4
3/22/57	Lubbock, Texas	W, 11-2
3/29/57	Abilene, Texas	W, 8-1
3/30/57	Abilene, Texas	L, 9-10
3/21/58	Abilene, Texas	L, 6-14
3/22/58	Abilene, Texas	W, 11-2
4/28/58	Lubbock, Texas	W, 7-3
4/29/58	Lubbock, Texas	W, 5-4
3/01/69	Abilene, Texas	W, 6-5
2/28/70	Abilene, Texas	W, 15-10 (10)
2/27/71	Abilene, Texas	W, 8-6
3/16/71	Lubbock, Texas	W, 7-1
3/16/71	Lubbock, Texas	W, 4-1
2/26/72	Abilene, Texas	W, 9-1
2/26/72	Abilene, Texas	W, 2-0
3/21/72	Lubbock, Texas	W, 5-0
5/21/72	Lubbock, Texas	W, 14-3
2/21/75	Abilene, Texas	L, 0-6
2/22/75	Abilene, Texas	W, 7-1
4/01/75	Lubbock, Texas	W, 2-1
4/01/75	Lubbock, Texas	L, 5-9

2/20/76	Abilene, Texas	W, 9-4
2/20/76	Abilene, Texas	W, 13-4
2/21/76	Abilene, Texas	L, 0-5
2/21/76	Abilene, Texas	W, 7-2
3/26/76	Lubbock, Texas	L, 3-11
3/26/76	Lubbock, Texas	W, 7-3
3/27/76	Lubbock, Texas	W, N/A
3/27/76	Lubbock, Texas	W, N/A
2/18/77	Abilene, Texas	L, 0-2
2/18/77	Abilene, Texas	W, 12-4
2/19/77	Abilene, Texas	L, 0-8
2/19/77	Abilene, Texas	L, 1-2
3/01/77	Lubbock, Texas	L, 3-9
3/01/77	Lubbock, Texas	W, 11-5
4/12/77	Lubbock, Texas	L, 1-2
4/12/77	Lubbock, Texas	W, 13-7
2/17/78	Abilene, Texas	W, 6-5
2/17/78	Abilene, Texas	W, 13-7
2/18/78	Abilene, Texas	L, 0-5
2/18/78	Abilene, Texas	W, 8-5
3/14/78	Lubbock, Texas	L, 1-3
3/14/78	Lubbock, Texas	L, 2-3
2/19/79	Abilene, Texas	W, 5-1
2/19/79	Abilene, Texas	W, 7-5
2/27/79	Lubbock, Texas	L, 4-5
2/27/79	Lubbock, Texas	W, 11-5
2/22/80	Abilene, Texas	L, 1-2
2/22/80	Abilene, Texas	W, 18-5
2/23/80	Abilene, Texas	W, 11-2
2/23/80	Abilene, Texas	W, 4-0
3/24/80	Lubbock, Texas	L, 1-3
3/24/80	Lubbock, Texas	W, 19-5
3/15/82	Lubbock, Texas	W, 10-6
3/15/82	Lubbock, Texas	W, 12-4
2/18/83	Lubbock, Texas	L, 9-11
2/19/83	Lubbock, Texas	W, 12-6
2/17/84	Abilene, Texas	W, 19-11
2/18/84	Abilene, Texas	W, 5-0
2/18/84	Abilene, Texas	W, 6-3
3/27/84	Lubbock, Texas	W, 5-4
4/03/84	Lubbock, Texas	W, 15-2
4/03/84	Lubbock, Texas	W, 8-6
2/22/85	Abilene, Texas	L, 7-8
4/02/85	Lubbock, Texas	W, 3-1
4/09/85	Lubbock, Texas	L, 4-8
4/09/85	Lubbock, Texas	W, 10-2
2/14/86	Abilene, Texas	W, 8-5
2/14/86	Abilene, Texas	W, 13-3
2/15/86	Abilene, Texas	W, 13-3
2/15/86	Abilene, Texas	L, 4-5
4/08/86	Abilene, Texas	L, 4-6
4/08/86	Abilene, Texas	W, 12-1
2/13/87	Abilene, Texas	W, 10-8
2/13/87	Abilene, Texas	W, 14-7
2/14/87	Abilene, Texas	W, 8-0
2/14/87	Abilene, Texas	L, 4-5
4/14/87	Lubbock, Texas	W, 24-17
4/14/87	Lubbock, Texas	L, 10-23
4/21/87	Lubbock, Texas	W, 8-5
4/21/87	Lubbock, Texas	L, 6-8
3/29/88	Abilene, Texas	W, 8-4
3/30/88	Abilene, Texas	W, 3-2
4/18/88	Lubbock, Texas	L, 6-10
4/19/88	Lubbock, Texas	W, 9-6
2/21/89	Abilene, Texas	W, 6-5
2/21/89	Abilene, Texas	W, 4-1
4/18/89	Lubbock, Texas	L, 5-6
4/18/89	Lubbock, Texas	L, 2-9
3/06/90	Abilene, Texas	W, 17-2
3/06/90	Abilene, Texas	W, 10-3
4/10/90	Lubbock, Texas	W, 5-1
4/10/90	Lubbock, Texas	W, 4-3
4/09/91	Lubbock, Texas	W, 4-0
4/09/91	Lubbock, Texas	W, 9-1
4/23/91	Lubbock, Texas	W, 8-3
4/23/91	Lubbock, Texas	W, 7-4
4/13/05	Lubbock, Texas	W, 10-6
4/10/07	Lubbock, Texas	W, 17-6



SERIES HISTORIES

Harvard (2-0-0)

H: (2-0-0) A: (0-0-0) N: (0-0-0)
 3/06/04 Lubbock, Texas W, 18-6
 3/06/04 Lubbock, Texas W, 30-8

Houston (44-45-0)

H: (25-19-0) A: (13-20-0) N: (6-6-0)
 4/20/73 Houston, Texas L, 5-8
 4/20/73 Houston, Texas L, 5-6
 3/29/74 Lubbock, Texas L, 3-11
 3/29/74 Lubbock, Texas W, 5-4
 3/30/74 Lubbock, Texas L, 6-12
 3/28/75 Lubbock, Texas L, 2-5
 3/28/75 Lubbock, Texas L, 4-5
 3/29/75 Lubbock, Texas L, 0-6
 3/12/76 Lubbock, Texas L, 2-4
 3/13/76 Lubbock, Texas L, 0-1
 3/13/76 Lubbock, Texas L, 4-5
 3/11/77 Houston, Texas W, 13-9
 3/12/77 Houston, Texas W, 8-6
 3/12/77 Houston, Texas L, 4-9
 4/14/78 Lubbock, Texas L, 2-7
 4/15/78 Lubbock, Texas W, 2-1
 4/15/78 Lubbock, Texas L, 10-12
 4/13/79 Houston, Texas L, 1-11
 4/14/79 Houston, Texas L, 2-7
 4/14/79 Houston, Texas L, 1-6
 3/14/80 Lubbock, Texas W, 6-5
 3/15/80 Lubbock, Texas L, 3-8
 3/15/80 Lubbock, Texas L, 11-14
 4/10/81 Houston, Texas L, 5-6
 4/11/81 Houston, Texas L, 5-7
 4/11/81 Houston, Texas L, 6-7
 4/09/82 Lubbock, Texas W, 6-3
 4/10/82 Lubbock, Texas W, 8-7
 4/10/82 Lubbock, Texas L, 5-14
 4/01/83 Houston, Texas W, 9-6
 4/02/83 Houston, Texas W, 21-4
 4/02/83 Houston, Texas L, 2-8
 4/07/84 Lubbock, Texas W, 13-10
 4/07/84 Lubbock, Texas W, 8-6
 4/08/84 Lubbock, Texas W, 10-5
 3/29/85 Houston, Texas L, 2-8
 3/30/85 Houston, Texas L, 7-13
 3/30/85 Houston, Texas L, 3-20
 3/28/86 Lubbock, Texas L, 6-12
 3/29/86 Lubbock, Texas W, 10-9
 3/29/86 Lubbock, Texas W, 14-8
 3/20/87 Houston, Texas W, 8-5
 3/21/87 Houston, Texas L, 2-3
 3/21/87 Houston, Texas W, 9-8
 3/25/88 Lubbock, Texas W, 10-9
 3/26/88 Lubbock, Texas L, 3-5
 3/26/88 Lubbock, Texas W, 4-1
 5/05/89 Houston, Texas W, 6-4
 5/06/89 Houston, Texas L, 3-7
 5/06/89 Houston, Texas L, 3-9
 3/16/90 Lubbock, Texas L, 7-10
 3/17/90 Lubbock, Texas W, 7-2
 3/17/90 Lubbock, Texas W, 5-4
 3/22/91 Houston, Texas L, 2-6
 3/23/91 Houston, Texas W, 4-1
 3/23/91 Houston, Texas L, 0-1
 3/20/92 Lubbock, Texas W, 9-8
 3/21/92 Lubbock, Texas L, 1-7
 3/21/92 Lubbock, Texas W, 10-9
 5/15/92 Lubbock, Texas L, 1-6
 4/02/93 Houston, Texas W, 13-2
 4/03/93 Houston, Texas L, 1-3
 4/03/93 Houston, Texas W, 4-3
 4/08/94 Lubbock, Texas W, 11-3
 4/09/94 Lubbock, Texas W, 11-4
 4/09/94 Lubbock, Texas W, 11-8
 3/17/95 Houston, Texas W, 9-7
 4/07/95 Houston, Texas L, 6-7
 4/08/95 Houston, Texas W, 6-5
 4/08/95 Houston, Texas W, 15-9
 3/15/96 Houston, Texas (@ Rice) W, 14-5

4/26/96 Lubbock, Texas W, 11-1
 4/27/96 Lubbock, Texas L, 1-5
 4/27/96 Lubbock, Texas W, 9-2
 5/15/96 Lubbock, Texas W, 11-5
 2/04/01 Houston, Texas (Minute Maid) L, 5-11
 2/15/02 Round Rock, Texas L, 0-3
 2/14/04 Houston, Texas (Minute Maid) W, 12-7 (11)
 3/23/04 Midland, Texas W, 12-11
 2/12/06 Houston, Texas (Minute Maid) L, 1-5
 2/29/08 Houston, Texas (Minute Maid) L, 4-5
 3/07/10 Houston, Texas (Minute Maid) L, 8-15
 3/04/12 Houston, Texas (Minute Maid) W, 10-4
 4/13/12 Lubbock, Texas W, 15-4
 4/14/12 Lubbock, Texas W, 7-1
 4/15/12 Lubbock, Texas W, 10-9 (12)
 2/28/14 Houston, Texas (Minute Maid) L, 0-9
 2/26/16 Houston, Texas (Minute Maid) W, 3-2
 2/23/20 Round Rock, Texas W, 3-2 (10)

Houston Baptist (2-0-0)

H: (2-0-0) A: (0-0-0) N: (0-0-0)
 2/14/20 Lubbock, Texas W, 5-1
 2/15/20 Lubbock, Texas W, 24-3 (7)

Howard (6-0-0)

H: (6-0-0) A: (0-0-0) N: (0-0-0)
 2/05/99 Lubbock, Texas W, 19-1
 2/06/99 Lubbock, Texas W, 16-5
 2/06/99 Lubbock, Texas W, 19-3
 2/07/99 Lubbock, Texas W, 27-2
 1/26/01 Lubbock, Texas W, 21-0
 1/26/01 Lubbock, Texas W, 25-0

Howard Payne (18-0-0)

H: (18-0-0) A: (0-0-0) N: (0-0-0)
 3/13/91 Lubbock, Texas W, 12-4
 3/13/91 Lubbock, Texas W, 13-2
 1/24/92 Lubbock, Texas W, 14-1
 1/25/92 Lubbock, Texas W, 7-0
 1/25/92 Lubbock, Texas W, 12-0
 2/12/93 Lubbock, Texas W, 6-0
 2/12/93 Lubbock, Texas W, 4-3
 2/13/93 Lubbock, Texas W, 7-1
 2/13/93 Lubbock, Texas W, 12-6
 2/18/94 Lubbock, Texas W, 5-0
 2/18/94 Lubbock, Texas W, 10-5
 2/19/94 Lubbock, Texas W, 25-2
 2/19/94 Lubbock, Texas W, 10-6
 3/24/97 Lubbock, Texas W, 24-7
 2/24/98 Lubbock, Texas W, 6-1
 2/20/01 Lubbock, Texas W, 5-4
 4/02/02 Lubbock, Texas W, 7-3
 4/07/04 Lubbock, Texas W, 17-5

Illinois (1-0-0)

H: (0-0-0) A: (0-0-0) N: (1-0-0)
 3/12/04 Round Rock, Texas W, 4-1

Indiana (3-1-0)

H: (3-1-0) A: (0-0-0) N: (0-0-0)
 2/14/14 Lubbock, Texas L, 0-1
 2/15/14 Lubbock, Texas W, 10-5
 2/15/14 Lubbock, Texas W, 6-2
 2/16/14 Lubbock, Texas W, 7-0

Iowa (2-0-0)

H: (2-0-0) A: (0-0-0) N: (0-0-0)
 3/11/11 Lubbock, Texas W, 9-7
 3/12/11 Lubbock, Texas W, 6-4

Iowa State (13-2-0)

H: (9-0-0) A: (4-2-0) N: (0-0-0)
 3/15/97 Lubbock, Texas W, 14-0
 3/15/97 Lubbock, Texas W, 7-0
 3/16/97 Lubbock, Texas W, 6-4
 4/17/98 Ames, Iowa W, 12-2
 4/18/98 Ames, Iowa L, 7-10
 4/19/98 Ames, Iowa W, 12-1

4/02/99 Lubbock, Texas W, 8-7
 4/03/99 Lubbock, Texas W, 16-3 (7)
 4/04/99 Lubbock, Texas W, 12-2
 4/08/00 Ames, Iowa W, 6-5
 4/09/00 Ames, Iowa L, 3-6
 4/09/00 Ames, Iowa W, 5-3
 4/07/01 Lubbock, Texas W, 12-2
 4/07/01 Lubbock, Texas W, 9-3
 4/08/01 Lubbock, Texas W, 5-2

Jacksonville State (2-0-0)

H: (2-0-0) A: (0-0-0) N: (0-0-0)
 2/19/10 Lubbock, Texas W, 8-3
 2/21/10 Lubbock, Texas W, 11-8

Kentucky (4-2-0)

H: (3-0-0) A: (1-2-0) N: (0-0-0)
 3/9/18 Lexington, Kentucky L, 7-10
 3/10/18 Lexington, Kentucky L, 6-11
 3/11/18 Lexington, Kentucky W, 5-3
 2/22/19 Lubbock, Texas W, 7-4
 2/23/19 Lubbock, Texas W, 10-7
 2/24/19 Lubbock, Texas W, 19-4

La Salle (2-1-0)

H: (2-1-0) A: (0-0-0) N: (0-0-0)
 3/01/13 Lubbock, Texas L, 5-6 (12)
 3/02/13 Lubbock, Texas W, 3-0
 3/03/13 Lubbock, Texas W, 7-0

Lamar (1-0-0)

H: (0-0-0) A: (0-0-0) N: (1-0-0)
 2/26/05 Midland, Texas W, 5-3

Lewis & Clark (0-2-0)

H: (0-2-0) A: (0-0-0) N: (0-0-0)
 3/04/86 Lubbock, Texas L, 7-13
 3/06/86 Lubbock, Texas L, 10-16

Lindenwood (1-0-0)

H: (1-0-0) A: (0-0-0) N: (0-0-0)
 3/14/98 Lubbock, Texas W 19-0

Long Beach State (3-3-0)

H: (3-0-0) A: (0-3-0) N: (0-0-0)
 2/13/98 Lubbock, Texas W, 5-3
 2/14/98 Lubbock, Texas W, 12-6
 2/15/98 Lubbock, Texas W, 5-4 (10)
 2/18/00 Long Beach, Calif. L, 6-7
 2/19/00 Long Beach, Calif. L, 0-3
 2/20/00 Long Beach, Calif. L, 0-8

Louisiana-Monroe (4-0-0)

H: (3-0-0) A: (1-0-0) N: (0-0-0)
 1928 Monroe, La. W, 15-8
 2/03/06 Lubbock, Texas W, 21-5
 2/04/06 Lubbock, Texas W, 15-4
 2/05/06 Lubbock, Texas W, 11-10

Louisville (3-1-0)

H: (2-0-0) A: (1-1-0) N: (0-0-0)
 3/13/18 Louisville, Kentucky W, 8-4
 3/14/18 Louisville, Kentucky L, 4-7
 6/2/18 Lubbock, Texas W, 10-4
 6/3/18 Lubbock, Texas W, 11-6

Loyola Marymount (0-4-0)

H: (0-0-0) A: (0-4-0) N: (0-0-0)
 2/12/88 Los Angeles, Calif. L, 8-13
 2/13/88 Los Angeles, Calif. L, 5-10
 2/14/88 Los Angeles, Calif. L, 0-6
 2/15/99 Los Angeles, Calif. L, 3-6

LSU (1-0-0)

H: (0-0-0) A: (0-0-0) N: (1-0-0)
 3/5/17 Houston, Texas (Minute Maid) W, 5-4



Lubbock Christian (16-20-0)

H: (12-12-0) A: (4-8-0) N: (0-0-0)

3/30/71	Lubbock, Texas - Home	L, 8-9
3/30/71	Lubbock, Texas - Home	W, 10-4
4/11/72	Lubbock, Texas - Home	W, 7-2
4/11/72	Lubbock, Texas - Home	W, 4-2
3/02/80	Lubbock, Texas - Home	W, 8-5
3/02/80	Lubbock, Texas - Home	W, 6-3
3/03/80	Lubbock, Texas - Away	L, 0-4
3/03/80	Lubbock, Texas - Away	W, 12-5
3/05/81	Lubbock, Texas - Home	W, 9-5
3/05/81	Lubbock, Texas - Home	W, 14-7
3/09/81	Lubbock, Texas - Home	L, 5-9
3/09/81	Lubbock, Texas - Home	L, 5-6
3/10/81	Lubbock, Texas - Home	W, 14-0
3/10/81	Lubbock, Texas - Home	W, 9-3
3/14/82	Lubbock, Texas - Home	W, 7-5
3/01/83	Lubbock, Texas - Away	L, 10-12
3/02/82	Lubbock, Texas - Home	L, 10-16
3/22/83	Lubbock, Texas - Away	L, 5-10
3/23/83	Lubbock, Texas - Home	L, 2-9
4/26/83	Lubbock, Texas - Away	L, 1-8
4/27/83	Lubbock, Texas - Home	L, 3-8
2/21/84	Lubbock, Texas - Home	L, 16-18
3/02/84	Lubbock, Texas - Away	W, 7-3
3/07/84	Lubbock, Texas - Away	L, 10-14
2/26/85	Lubbock, Texas - Home	L, 4-14
3/09/85	Lubbock, Texas - Away	W, 16-4
3/10/85	Lubbock, Texas - Home	L, 1-9
4/16/85	Lubbock, Texas - Home	L, 6-7
4/17/85	Lubbock, Texas - Away	L, 2-6
3/08/86	Lubbock, Texas - Away	L, 18-19
3/08/86	Lubbock, Texas - Away	W, 9-6
4/22/86	Lubbock, Texas - Away	L, 7-10
4/14/92	Lubbock, Texas - Home	L, 3-8
4/13/93	Lubbock, Texas - Home	W, 8-2
3/23/09	Lubbock, Texas - Home	W, 4-3
4/14/13	Lubbock, Texas - Home	L, 5-6

Maine (4-0-0)

H: (4-0-0) A: (0-0-0) N: (0-0-0)

2/16/18	Lubbock, Texas	W, 4-2
2/17/18	Lubbock, Texas	W, 12-1
2/17/18	Lubbock, Texas	W, 12-5
2/18/18	Lubbock, Texas	W, 21-6

Mankato State (2-0-0)

H: (2-0-0) A: (0-0-0) N: (0-0-0)

3/20/94	Lubbock, Texas	W, 18-4
3/22/94	Lubbock, Texas	W, 19-3

McMurry (6-2-0)

H: (2-0-0) A: (4-2-0) N: (0-0-0)

1926	Lubbock, Texas	W, 4-2
1926	Lubbock, Texas	W, 5-3
4/14/26	Abilene, Texas	W, 3-0
1926	Abilene, Texas	W, 9-4
4/20/27	Abilene, Texas	L, 5-7
1928	Abilene, Texas	W, 5-4
1928	Abilene, Texas	L, 20-25
1928	Abilene, Texas	W, 7-4

Miami (Fla.) (2-2-0)

H: (0-0-0) A: (2-2-0) N: (0-0-0)

5/23/98	Coral Gables, Fla.	L, 0-13
5/31/14	Coral Gables, Fla.	W, 3-0
6/01/14	Coral Gables, Fla.	L, 1-2 (10)
6/02/14	Coral Gables, Fla.	W, 4-0

Miami (Ohio) (5-0-0)

H: (3-0-0) A: (0-0-0) N: (2-0-0)

3/17/94	Edinburg, Texas	W, 19-0
3/18/94	Edinburg, Texas	W, 2-1
3/10/95	Lubbock, Texas	W, 4-2
3/11/95	Lubbock, Texas	W, 8-1
3/12/95	Lubbock, Texas	W, 17-0

Michigan (7-2-0)

H: (5-0-0) A: (2-0-0) N: (0-2-0)

2/20/10	Lubbock, Texas	W, 4-2
2/21/10	Lubbock, Texas	W, 18-5
5/10/11	Ann Arbor, Mich.	W, 8-2
5/11/11	Ann Arbor, Mich.	W, 6-4
3/21/19	Lubbock, Texas	W, 11-2
3/22/19	Lubbock, Texas	W, 10-3
3/23/19	Lubbock, Texas	W, 8-5
6/15/19	Omaha, Neb.	L, 3-5
6/21/19	Omaha, Neb.	L, 3-15

Midland Angels (0-1-0)

H: (0-0-0) A: (0-1-0) N: (0-0-0)

4/02/96	Midland, Texas (EXHIB)	L, 6-7
---------	------------------------	--------

Midwestern State (11-3-0)

H: (9-1-0) A: (2-2-0) N: (0-0-0)

4/03/59	Wichita Falls, Texas	L, 3-4
4/04/59	Wichita Falls, Texas	W, 14-3
5/01/59	Lubbock, Texas	W, 19-4
5/02/59	Lubbock, Texas	W, 19-3
3/16/76	Wichita Falls, Texas	L, 5-6
3/16/76	Wichita Falls, Texas	W, 9-0
3/16/82	Lubbock, Texas	W, 2-1
3/16/82	Lubbock, Texas	W, 5-4
3/17/82	Lubbock, Texas	W, 6-2
3/17/82	Lubbock, Texas	W, 7-1
3/12/83	Lubbock, Texas	W, 11-0
3/12/83	Lubbock, Texas	W, 10-7
3/13/83	Lubbock, Texas	W, 8-6
3/13/83	Lubbock, Texas	L, 5-11

Mississippi (1-1-0)

H: (0-0-0) A: (0-0-0) N: (1-1-0)

6/17/14	Omaha, Neb.	L, 1-2
3/4/17	Houston, Texas (Minute Maid)	W, 5-1

Mississippi State (3-4-0)

H: (0-0-0) A: (1-1-0) N: (2-3-0)

6/04/04	Atlanta, Ga.	W, 10-6
6/05/04	Atlanta, Ga.	W, 14-7
2/17/17	Starkville, Miss.	W, 5-2
2/19/17	Starkville, Miss.	L, 5-8
3/2/19	Frisco, Texas (Dr Pepper)	L, 2-4
3/10/20	Biloxi, Miss. (MGM Park)	L, 3-6
3/11/20	Biloxi, Miss. (MGM Park)	L, 2-3

Missouri (25-29-0)

H: (15-11-0) A: (8-15-0) N: (2-3-0)

3/25/65	Lubbock, Texas	L, 3-6
3/26/65	Lubbock, Texas	L, 3-26
4/05/97	Columbia, Mo.	W, 16-6
4/05/97	Columbia, Mo.	W, 18-5
4/06/97	Columbia, Mo.	W, 4-2
5/15/97	Oklahoma City, Okla.	W, 12-2
4/03/98	Lubbock, Texas	W, 8-6
4/04/98	Lubbock, Texas	L, 2-4 (11)
4/05/98	Lubbock, Texas	W, 13-11
3/05/99	Columbia, Mo.	L, 0-7
3/06/99	Columbia, Mo.	W, 8-1
3/07/99	Columbia, Mo.	W, 13-0
5/20/99	Oklahoma City, Okla.	L, 7-8 (12)
2/25/00	Lubbock, Texas	L, 14-16 (10)
2/26/00	Lubbock, Texas	W, 11-6
2/27/00	Lubbock, Texas	L, 5-6
3/30/01	Columbia, Mo.	L, 4-5
3/31/01	Columbia, Mo.	W, 10-2
4/01/01	Columbia, Mo.	L, 9-14
3/29/02	Lubbock, Texas	W, 7-4
3/31/02	Lubbock, Texas	W, 13-6
3/31/02	Lubbock, Texas	L, 1-7
4/04/03	Columbia, Mo.	L, 6-8
4/05/03	Columbia, Mo.	L, 5-11
5/07/04	Lubbock, Texas	W, 7-5
5/08/04	Lubbock, Texas	L, 3-5
5/09/04	Lubbock, Texas	L, 1-3
4/01/05	Columbia, Mo. (No-Hitter)	L, 0-25

4/02/05	Columbia, Mo.	L, 2-7
4/03/05	Columbia, Mo.	W, 5-3
5/26/05	Oklahoma City, Okla.	L, 1-10
5/12/06	Lubbock, Texas	W, 13-1
5/13/06	Lubbock, Texas	W, 5-4
5/14/06	Lubbock, Texas	W, 3-2
4/27/07	Columbia, Mo.	L, 4-10
4/28/07	Columbia, Mo.	L, 7-12
4/29/07	Columbia, Mo.	L, 5-6
3/28/08	Lubbock, Texas	L, 0-1
3/29/08	Lubbock, Texas	W, 3-2
3/30/08	Lubbock, Texas	W, 15-11
4/24/09	Columbia, Mo.	L, 7-18
4/25/09	Columbia, Mo.	L, 5-9
4/26/09	Columbia, Mo.	L, 2-15 (7)
5/22/09	Oklahoma City, Okla.	W, 4-2
4/30/10	Lubbock, Texas	L, 8-12 (11)
5/01/10	Lubbock, Texas	W, 5-4
5/02/10	Lubbock, Texas	W, 16-15
5/29/10	Oklahoma City, Okla.	L, 3-7
5/13/11	Columbia, Mo.	L, 1-11
5/14/11	Columbia, Mo.	W, 6-4
5/15/11	Columbia, Mo.	L, 3-4
4/27/12	Lubbock, Texas	L, 0-9
4/28/12	Lubbock, Texas	W, 4-3
4/29/12	Lubbock, Texas	W, 7-0

Missouri Southern (10-2-0)

H: (10-2-0) A: (0-0-0) N: (0-0-0)

3/10/85	Lubbock, Texas	W, 16-6
3/11/85	Lubbock, Texas	L, 9-10
3/12/85	Lubbock, Texas	W, 11-7
3/16/86	Lubbock, Texas	W, 8-3
3/17/86	Lubbock, Texas	W, 3-2
3/12/88	Lubbock, Texas	W, 13-3
3/12/88	Lubbock, Texas	W, 13-6
3/13/88	Lubbock, Texas	W, 9-2
3/14/88	Lubbock, Texas	W, 13-2
3/14/88	Lubbock, Texas	W, 12-2
3/15/88	Lubbock, Texas	W, 11-4
3/15/88	Lubbock, Texas	L, 3-8

Missouri State (2-2-0)

H: (1-2-0) A: (0-0-0) N: (1-0-0)

3/19/93	Fresno, Calif.	W, 7-3
5/23/97	Lubbock, Texas	L, 2-4
2/17/12	Lubbock, Texas	W, 4-1
2/19/12	Lubbock, Texas	L, 2-4

Nebraska (21-32-0)

H: (14-12-0) A: (5-16-0) N: (2-4-0)

3/26/90	Lubbock, Texas	L, 3-8
3/27/90	Lubbock, Texas	W, 5-4
3/25/91	Lubbock, Texas	L, 5-10
3/26/91	Lubbock, Texas	W, 11-10
2/15/96	Tempe, Ariz.	W, 7-3
4/22/97	Lubbock, Texas	W, 9-3
4/23/97	Lubbock, Texas	W, 13-6
4/23/97	Lubbock, Texas	W, 8-6
4/21/98	Lincoln, Neb.	W, 6-5
4/21/98	Lincoln, Neb.	L, 1-2
4/22/98	Lincoln, Neb.	L, 3-8
4/30/99	Lubbock, Texas	W, 10-2 (5)
3/24/00	Lincoln, Neb.	L, 0-11
3/25/00	Lincoln, Neb.	L, 6-7 (10)
3/25/00	Lincoln, Neb.	W, 7-5 (11)
3/02/01	Lubbock, Texas	L, 2-3
3/03/01	Lubbock, Texas	L, 7-8
3/04/01	Lubbock, Texas	L, 8-10
3/22/02	Lincoln, Neb.	L, 1-3
3/23/02	Lincoln, Neb.	L, 3-8
3/24/02	Lincoln, Neb.	W, 4-3
5/23/02	Arlington, Texas	L, 8-12
4/25/03	Lubbock, Texas	W, 16-9
4/26/03	Lubbock, Texas	L, 3-6
4/27/03	Lubbock, Texas	L, 4-8
4/09/04	Lincoln, Neb.	L, 1-3
4/10/04	Lincoln, Neb.	W, 10-7



SERIES HISTORIES

4/11/04	Lincoln, Neb.	W, 10-3
5/13/05	Lubbock, Texas	L, 4-9
5/14/05	Lubbock, Texas	L, 1-6
5/15/05	Lubbock, Texas	W, 7-6
5/25/05	Oklahoma City, Okla.	W, 5-3
5/27/05	Oklahoma City, Okla.	L, 1-2
4/29/06	Lincoln, Neb.	L, 3-4 (11)
4/29/06	Lincoln, Neb.	L, 4-14
4/30/06	Lincoln, Neb.	L, 4-14
5/25/06	Oklahoma City, Okla.	L, 4-6
3/15/07	Lubbock, Texas	W, 7-6 (11)
3/16/07	Lubbock, Texas	L, 1-13
3/17/07	Lubbock, Texas	W, 9-8
4/04/08	Lincoln, Neb.	L, 2-6
4/05/08	Lincoln, Neb.	L, 2-5
4/06/08	Lincoln, Neb.	L, 3-5
3/14/09	Lubbock, Texas	W, 16-8
3/15/09	Lubbock, Texas	L, 1-10
3/16/09	Lubbock, Texas	W, 10-3
5/21/10	Lincoln, Neb.	L, 3-9
5/22/10	Lincoln, Neb.	L, 6-8
5/23/10	Lincoln, Neb.	L, 7-8
3/25/11	Lubbock, Texas	L, 5-15
3/26/11	Lubbock, Texas	W, 10-8
3/27/11	Lubbock, Texas	W, 3-0
3/1/19	Frisco, Texas (Dr Pepper)	L, 1-2

Nebraska-Kearney (20-0-0)

H: (20-0-0) A: (0-0-0) N: (0-0-0)

3/11/84	Lubbock, Texas	W, 9-2
3/11/84	Lubbock, Texas	W, 7-6
3/13/84	Lubbock, Texas	W, 7-4
3/24/86	Lubbock, Texas	W, 16-4
3/27/86	Lubbock, Texas	W, 15-9
3/06/89	Lubbock, Texas	W, 16-3
3/06/89	Lubbock, Texas	W, 13-1
3/07/89	Lubbock, Texas	W, 3-0
3/07/89	Lubbock, Texas	W, 19-3
3/18/91	Lubbock, Texas	W, 9-2
3/19/91	Lubbock, Texas	W, 13-1
3/19/91	Lubbock, Texas	W, 19-0
3/20/91	Lubbock, Texas	W, 12-6
3/24/92	Lubbock, Texas	W, 12-2
3/22/93	Lubbock, Texas	W, 10-3
3/23/93	Lubbock, Texas	W, 6-5
3/23/93	Lubbock, Texas	W, 18-4
3/24/93	Lubbock, Texas	W, 17-8
3/21/94	Lubbock, Texas	W, 6-1
3/23/94	Lubbock, Texas	W, 18-4

Nebraska-Omaha (0-1-0)

H: (0-0-0) A: (0-0-0) N: (0-1-0)

3/26/75	San Antonio, Texas	L, N/A
---------	--------------------	--------

Nevada-Reno (1-1-0)

H: (0-1-0) A: (0-0-0) N: (1-0-0)

2/21/98	Phoenix, Ariz.	W, 4-0
2/17/15	Lubbock, Texas	L, 4-8

New Mexico (75-47-1)

H: (47-20-0) A: (27-27-1) N: (1-0-0)

4/19/62	Lubbock, Texas	W, 6-3
4/20/62	Lubbock, Texas	W, 7-3
4/21/62	Lubbock, Texas	L, 6-10
1965	Lubbock, Texas	L, 5-13
1965	Lubbock, Texas	L, 4-5
1965	Lubbock, Texas	L, 4-11
3/04/66	Lubbock, Texas	W, 1-0
3/04/66	Lubbock, Texas	L, 1-3
3/05/66	Lubbock, Texas	L, 6-12
4/07/67	Albuquerque, N.M.	L, 3-5
4/07/67	Albuquerque, N.M.	L, 3-4
4/08/67	Albuquerque, N.M.	L, 4-9
3/21/77	Albuquerque, N.M.	L, 5-7
3/22/77	Albuquerque, N.M.	L, 1-5
3/22/77	Albuquerque, N.M.	W, 2-0
3/23/77	Albuquerque, N.M.	L, 3-8
3/24/77	Albuquerque, N.M.	L, 5-7

2/13/81	Lubbock, Texas	W, 6-5
2/13/81	Lubbock, Texas	W, 6-0
2/14/81	Lubbock, Texas	L, 8-13
2/25/83	Lubbock, Texas	W, 13-7
2/26/83	Lubbock, Texas	W, 11-3
2/26/83	Lubbock, Texas	L, 2-3
2/27/83	Lubbock, Texas	W, 12-1
2/09/85	Albuquerque, N.M.	W, 13-11
2/09/85	Albuquerque, N.M.	L, 3-18
2/10/85	Albuquerque, N.M.	L, 6-7
2/06/87	Lubbock, Texas	W, 5-3
2/06/87	Lubbock, Texas	W, 17-4
2/07/87	Lubbock, Texas	L, 8-9
2/06/88	Albuquerque, N.M.	L, 4-10
2/06/88	Albuquerque, N.M.	W, 21-4
2/07/88	Albuquerque, N.M.	T, 10-10
2/02/90	Lubbock, Texas	W, 15-6
2/03/90	Lubbock, Texas	W, 2-0
2/03/90	Lubbock, Texas	L, 8-11
2/11/91	Albuquerque, N.M.	W, 10-9
2/12/91	Albuquerque, N.M.	W, 13-5
3/06/92	Lubbock, Texas	W, 4-0
3/07/92	Lubbock, Texas	L, 0-1
3/08/92	Lubbock, Texas	W, 6-1
2/25/93	Albuquerque, N.M.	L, 10-15
2/26/93	Albuquerque, N.M.	W, 12-5
2/27/93	Albuquerque, N.M.	L, 0-12
2/25/94	Lubbock, Texas	W, 15-1
2/26/94	Lubbock, Texas	W, 8-4
2/26/94	Lubbock, Texas	W, 8-1
2/17/95	Albuquerque, N.M.	W, 8-1
2/18/95	Albuquerque, N.M.	W, 23-6
2/19/95	Albuquerque, N.M.	W, 9-8
2/22/96	Lubbock, Texas	W, 8-5
2/24/96	Lubbock, Texas	W, 12-2
2/25/96	Lubbock, Texas	W, 13-4
2/03/98	Albuquerque, N.M.	L, 6-7
3/17/98	Lubbock, Texas	W, 11-7
3/17/98	Lubbock, Texas	W, 4-3
2/23/99	Albuquerque, N.M.	W, 12-5
3/02/99	Lubbock, Texas	W, 16-3
2/22/00	Albuquerque, N.M.	W, 14-11
2/29/00	Lubbock, Texas	W, 14-11
2/13/01	Albuquerque, N.M.	L, 11-12
2/24/01	Lubbock, Texas	W, 9-6
2/25/01	Lubbock, Texas	W, 7-6
2/25/01	Lubbock, Texas	L, 5-7
3/20/01	Albuquerque, N.M.	W, 11-9
2/02/02	Albuquerque, N.M.	W, 13-4
2/03/02	Albuquerque, N.M.	L, 3-5
2/04/02	Albuquerque, N.M.	W, 21-8
4/16/02	Lubbock, Texas	W, 6-5
1/31/03	Lubbock, Texas	W, 4-2
2/01/03	Lubbock, Texas	W, 10-1
2/02/03	Lubbock, Texas	L, 6-9
4/15/03	Albuquerque, N.M.	L, 11-13
4/29/03	Albuquerque, N.M.	W, 11-8
3/16/04	Albuquerque, N.M.	L, 1-4
4/27/04	Lubbock, Texas	W, 10-1
2/08/05	Lubbock, Texas	W, 18-6
4/26/05	Lubbock, Texas	W, 10-2
5/16/05	Lubbock, Texas	W, 14-6
2/14/06	Albuquerque, N.M.	W, 8-7 (10)
4/11/06	Lubbock, Texas	W, 14-7
4/25/06	Lubbock, Texas	W, 6-4
5/10/06	Albuquerque, N.M.	W, 15-4
2/06/07	Lubbock, Texas	L, 13-15
2/27/07	Albuquerque, N.M.	W, 10-8
5/14/07	Lubbock, Texas	W, 9-8
2/27/08	Albuquerque, N.M.	L, 3-7
3/11/08	Albuquerque, N.M.	W, 8-6
4/08/08	Lubbock, Texas	W, 10-0
4/09/08	Lubbock, Texas	L, 2-7
2/24/09	Lubbock, Texas	L, 10-13
2/25/09	Lubbock, Texas	W, 6-3
3/31/09	Albuquerque, N.M.	W, 8-4
4/01/09	Albuquerque, N.M.	L, 7-15
4/27/10	Albuquerque, N.M.	L, 8-16

4/12/11	Albuquerque, N.M.	W, 4-1
4/13/11	Albuquerque, N.M.	W, 7-6
4/26/11	Lubbock, Texas	W, 6-1
4/27/11	Lubbock, Texas	L, 4-8
4/17/12	Lubbock, Texas	L, 3-10
4/18/12	Lubbock, Texas	L, 4-6
4/24/12	Albuquerque, N.M.	W, 9-5
4/25/12	Albuquerque, N.M.	L, 13-15
4/02/13	Albuquerque, N.M.	L, 3-10
4/30/13	Lubbock, Texas	W, 12-8
3/04/14	Lubbock, Texas	W, 9-3
4/01/14	Midland, Texas	W, 6-3
4/21/14	Albuquerque, N.M.	L, 3-4
3/24/15	Lubbock, Texas	L, 6-7
3/31/15	Albuquerque, N.M.	L, 5-6
3/22/16	Lubbock, Texas	W, 14-10
4/19/16	Albuquerque, N.M.	W, 7-4
4/20/16	Albuquerque, N.M.	L, 5-6
6/4/16	Lubbock, Texas	W, 4-3
2/28/17	Lubbock, Texas	W, 7-2
4/11/17	Lubbock, Texas	W, 12-4
4/25/17	Albuquerque, N.M.	L, 5-16
4/26/17	Albuquerque, N.M.	W, 27-15
3/7/18	Lubbock, Texas	W, 7-2
4/17/18	Albuquerque, N.M.	W, 20-9
4/2/19	Albuquerque, N.M.	W, 15-6
4/3/19	Albuquerque, N.M.	L, 9-12
4/23/19	Lubbock, Texas	W, 6-4

New Mexico Highlands (67-23-1)

H: (57-16-1) A: (8-7-0) N: (2-0-0)

4/20/60	Las Vegas, N.M.	W, 4-2
4/20/60	Las Vegas, N.M.	L, 1-6
4/30/60	Lubbock, Texas	L, 4-5
4/30/60	Lubbock, Texas	W, 13-6
3/10/61	Lubbock, Texas	W, 3-2
3/10/61	Lubbock, Texas	W, 3-2 (9)
3/11/61	Lubbock, Texas	W, 4-3 (11)
4/03/61	Las Vegas, N.M.	W, 8-4
4/03/61	Las Vegas, N.M.	L, 3-8
4/04/61	Las Vegas, N.M.	L, 6-9
4/05/61	Las Vegas, N.M.	W, 13-7
3/09/62	Lubbock, Texas	W, 7-4
3/09/62	Lubbock, Texas	L, 1-5
3/10/62	Lubbock, Texas	W, 6-5
4/09/62	Las Vegas, N.M.	L, 7-8
4/09/62	Las Vegas, N.M.	W, 3-1
4/10/62	Las Vegas, N.M.	W, 4-1
4/06/63	Lubbock, Texas	W, 5-2
4/06/63	Lubbock, Texas	W, 3-0
4/26/63	Las Vegas, N.M.	L, 3-4
4/26/63	Las Vegas, N.M.	W, 4-3
4/27/63	Lubbock, Texas	W, 7-4
4/03/64	Lubbock, Texas	L, 0-4
4/03/64	Lubbock, Texas	L, 2-5
4/04/64	Lubbock, Texas	L, 2-3
4/04/64	Lubbock, Texas	L, 0-4
4/24/64	Las Vegas, N.M.	W, 4-1
4/24/64	Las Vegas, N.M.	W, 9-0
4/25/64	Las Vegas, N.M.	L, 5-6
4/25/64	Las Vegas, N.M.	L, 3-7
1965	Lubbock, Texas	W, 6-5
1965	Lubbock, Texas	W, 6-2
1965	Lubbock, Texas	W, 6-3
1965	Lubbock, Texas	L, 0-6
1965	Lubbock, Texas	L, 5-7
1965	Lubbock, Texas	L, 9-11
3/03/67	Lubbock, Texas	L, 1-6
3/03/67	Lubbock, Texas	W, 7-6
3/04/67	Lubbock, Texas	W, 3-1
3/01/68	Lubbock, Texas	W, 7-3
3/02/68	Lubbock, Texas	L, 1-6
3/22/69	Lubbock, Texas	W, 14-9
3/22/69	Lubbock, Texas	W, 4-3
3/23/69	Lubbock, Texas	L, 6-11
3/20/70	Lubbock, Texas	L, 1-4
3/20/70	Lubbock, Texas	T, 1-1 (8)
3/26/71	Lubbock, Texas	W, 4-2



3/26/71	Lubbock, Texas	W, 7-1
3/27/71	Lubbock, Texas	W, 2-1
3/27/71	Lubbock, Texas	W, 5-4
3/17/72	Lubbock, Texas	W, 4-0
3/17/72	Lubbock, Texas	W, 3-1
3/18/72	Lubbock, Texas	W, 7-1
3/18/72	Lubbock, Texas	W, 9-1
3/09/73	Lubbock, Texas	W, 2-0
3/27/73	Lubbock, Texas	L, 4-7
3/27/73	Lubbock, Texas	L, 1-5
3/09/74	Lubbock, Texas	W, 8-0
3/10/74	Lubbock, Texas	L, 2-3
3/19/75	Lubbock, Texas	W, 6-4
3/19/75	Lubbock, Texas	W, 3-1
3/23/77	Albuquerque, N.M.	W, 16-5
3/24/77	Albuquerque, N.M.	W, 18-7
2/16/85	Lubbock, Texas	W, 12-1
2/16/85	Lubbock, Texas	W, 20-4
2/17/85	Lubbock, Texas	W, 2-1
2/17/85	Lubbock, Texas	W, 15-0
2/21/86	Lubbock, Texas	W, 3-2
2/21/86	Lubbock, Texas	W, 11-6
2/22/86	Lubbock, Texas	W, 7-4
2/22/86	Lubbock, Texas	W, 17-0
2/19/88	Lubbock, Texas	W, 7-6
2/19/88	Lubbock, Texas	W, 9-2
2/20/88	Lubbock, Texas	W, 17-7
2/20/88	Lubbock, Texas	W, 12-4
3/13/89	Lubbock, Texas	W, 8-3
3/13/89	Lubbock, Texas	W, 3-1
3/14/89	Lubbock, Texas	W, 12-2
3/14/89	Lubbock, Texas	W, 16-7
2/19/90	Lubbock, Texas	W, 6-2
2/19/90	Lubbock, Texas	W, 10-0
3/03/90	Lubbock, Texas	W, 7-1
3/03/90	Lubbock, Texas	W, 4-3
3/12/90	Lubbock, Texas	W, 6-5
2/15/91	Lubbock, Texas	W, 3-1
2/16/91	Lubbock, Texas	W, 12-1
3/16/92	Lubbock, Texas	W, 14-1
3/17/92	Lubbock, Texas	W, 17-0
3/17/92	Lubbock, Texas	W, 5-4
3/18/92	Lubbock, Texas	W, 21-5
4/08/98	Lubbock, Texas	W, 19-10

New Mexico Military (1-0-1)

H: (1-0-1) A: (0-0-0) N: (0-0-0)		
4/06/27	Lubbock, Texas	W, 7-3
4/07/27	Lubbock, Texas	T, 10-10

New Mexico State (53-18-0)

H: (38-7-0) A: (6-8-0) N: (9-3-0)		
3/31/65	Las Cruces, N.M.	W, 11-1
4/01/65	Las Cruces, N.M.	W, 9-5
2/26/84	Las Cruces, N.M.	W, 5-2
2/26/84	Las Cruces, N.M.	L, 4-5
4/10/84	Lubbock, Texas	W, 14-11
4/10/84	Lubbock, Texas	W, 19-6
2/24/86	Lubbock, Texas	W, 13-5
2/25/86	Lubbock, Texas	W, 13-4
2/25/86	Lubbock, Texas	W, 18-6
2/26/88	Lubbock, Texas	W, 10-0
2/26/88	Lubbock, Texas	W, 7-6
2/27/88	Lubbock, Texas	W, 11-5
2/24/89	Lubbock, Texas	W, 8-2
2/25/89	Lubbock, Texas	W, 13-8
2/25/89	Lubbock, Texas	W, 12-11
2/26/89	Lubbock, Texas	W, 4-3
2/22/90	Las Cruces, N.M.	L, 7-13
2/23/90	Las Cruces, N.M.	L, 8-14
2/24/90	Las Cruces, N.M.	L, 3-4
2/25/90	Las Cruces, N.M.	L, 9-26
4/27/90	Lubbock, Texas	L, 0-8
4/27/90	Lubbock, Texas	W, 7-1
4/28/90	Lubbock, Texas	W, 7-6
4/28/90	Lubbock, Texas	L, 3-6
2/08/91	Lubbock, Texas	W, 5-2
2/09/91	Lubbock, Texas	W, 20-3

2/10/91	Lubbock, Texas	W, 11-6
2/23/91	El Paso, Texas	W, 6-3
2/14/94	El Paso, Texas	W, 4-0
2/15/94	El Paso, Texas	L, 0-7
2/16/94	El Paso, Texas	W, 5-0
3/03/94	Lubbock, Texas	L, 4-8
3/04/94	Lubbock, Texas	W, 13-1
3/05/94	Lubbock, Texas	W, 8-1
2/28/97	Lubbock, Texas	W, 16-6
3/02/97	Lubbock, Texas	W, 6-5
3/02/97	Lubbock, Texas	W, 8-0
4/29/97	Las Cruces, N.M.	L, 11-12
4/30/97	Las Cruces, N.M.	L, 17-19
2/04/00	Lubbock, Texas	W, 17-6
2/05/00	Lubbock, Texas	L, 17-23
2/06/00	Lubbock, Texas	W, 16-4
5/18/04	Lubbock, Texas	W, 20-3 (7)
2/27/05	Midland, Texas	W, 7-4
5/10/05	Lubbock, Texas	W, 8-4
5/17/05	Las Cruces, N.M.	W, 12-6
3/14/06	Roswell, N.M.	W, 8-4
4/04/06	Lubbock, Texas	L, 4-9
3/27/07	Lubbock, Texas	W, 10-3
5/15/07	Roswell, N.M.	L, 4-5
4/22/08	Lubbock, Texas	W, 12-2
4/23/08	Roswell, N.M.	W, 16-10
3/30/10	Midland, Texas	L, 2-6
3/27/12	Lubbock, Texas	L, 6-7
5/01/12	Las Cruces, N.M.	W, 12-7
3/25/13	Las Cruces, N.M.	L, 6-7
4/23/13	Lubbock, Texas	W, 6-1
3/06/14	Lubbock, Texas	W, 5-3
3/07/14	Lubbock, Texas	W, 15-2
3/08/14	Lubbock, Texas	W, 8-7 (12)
3/09/14	Lubbock, Texas	W, 14-4
3/10/15	Lubbock, Texas	W, 4-3 (12)
3/11/15	Lubbock, Texas	W, 7-4
3/1/16	Lubbock, Texas	L, 6-7
3/2/16	Lubbock, Texas	W, 14-2
2/21/17	Lubbock, Texas	W, 16-1
4/4/17	Las Cruces, N.M.	W, 15-4
4/18/17	Midland, Texas	W, 6-4
2/20/18	Lubbock, Texas	W, 12-0
4/3/18	Midland, Texas	W, 2-1
6/1/18	Lubbock, Texas	W, 9-2
2/26/19	Lubbock, Texas	W, 7-0
4/9/19	Midland, Texas	W, 10-5

New York Tech (1-1-0)

H: (0-0-0) A: (0-0-0) N: (1-1-0)		
3/17/94	Edinburg, Texas	W, 11-2
3/18/94	Edinburg, Texas	L, 4-6

Northeastern (4-0-0)

H: (4-0-0) A: (0-0-0) N: (0-0-0)		
3/23/18	Lubbock, Texas	W, 22-3
3/24/18	Lubbock, Texas	W, 12-3
3/24/18	Lubbock, Texas	W, 13-2
3/25/18	Lubbock, Texas	W, 9-4

North Carolina (2-0-0)

H: (0-0-0) A: (0-0-0) N: (2-0-0)		
2/10/96	Kissimmee, Fla.	W, 12-4
5/21/98	Miami, Fla.	W, 6-2

North Texas (9-3-0)

H: (4-0-0) A: (5-3-0) N: (0-0-0)		
3/31/78	Lubbock, Texas	W, 13-8
3/31/78	Lubbock, Texas	W, 12-6
4/01/78	Lubbock, Texas	W, 18-2
4/01/78	Lubbock, Texas	W, 12-11
3/01/85	Denton, Texas	L, 3-6
3/02/85	Denton, Texas	W, 5-3
3/03/85	Denton, Texas	L, 0-1
3/18/86	Denton, Texas	W, 14-8
3/18/86	Denton, Texas	W, 8-4
3/19/86	Denton, Texas	W, 10-3
3/16/87	Denton, Texas	L, 0-5
3/16/87	Denton, Texas	W, 11-3

Northern Colorado (3-0-0)

H: (3-0-0) A: (0-0-0) N: (0-0-0)		
2/16/13	Lubbock, Texas	W, 10-1
2/15/20	Lubbock, Texas	W, 22-4
2/16/20	Lubbock, Texas	W, 14-3 (7)

Northern Illinois (20-2-0)

H: (18-2-0) A: (0-0-0) N: (2-0-0)		
2/20/04	Lubbock, Texas	W, 10-9
2/21/04	Lubbock, Texas	L, 5-7
2/22/04	Lubbock, Texas	W, 19-3
2/11/05	Lubbock, Texas	W, 13-7
2/12/05	Lubbock, Texas	W, 17-7
2/13/05	Lubbock, Texas	W, 12-7
2/23/07	Lubbock, Texas	W, 6-5
2/24/07	Lubbock, Texas	L, 5-8
2/25/07	Lubbock, Texas	W, 4-1
3/08/08	San Marcos, Texas	W, 11-5
3/09/08	San Marcos, Texas	W, 8-5
2/26/11	Lubbock, Texas	W, 15-3
2/27/11	Lubbock, Texas	W, 14-8
2/25/12	Lubbock, Texas	W, 8-5
2/26/12	Lubbock, Texas	W, 10-4
2/27/12	Lubbock, Texas	W, 3-2
2/15/13	Lubbock, Texas	W, 8-0
2/17/13	Lubbock, Texas	W, 13-0
2/20/15	Lubbock, Texas	W, 8-0
2/20/15	Lubbock, Texas	W, 5-0
2/21/15	Lubbock, Texas	W, 6-4
2/22/15	Lubbock, Texas	W, 6-0

Northern Iowa (5-2-0)

H: (5-2-0) A: (0-0-0) N: (0-0-0)		
2/28/03	Lubbock, Texas	W, 8-7
3/01/03	Lubbock, Texas	W, 7-6 (8)
3/01/03	Lubbock, Texas	W, 13-9
3/02/03	Lubbock, Texas	L, 9-10
3/04/05	Lubbock, Texas	L, 7-9
3/05/05	Lubbock, Texas	W, 6-5
3/06/05	Lubbock, Texas	W, 11-5

Northwestern (4-2-0)

H: (3-1-0) A: (0-0-0) N: (1-1-0)		
2/16/96	Tempe, Ariz.	W, 11-4
2/22/98	Phoenix, Ariz.	L, 2-7
2/09/07	Lubbock, Texas	L, 7-12
2/10/07	Lubbock, Texas	W, 4-3
2/19/11	Lubbock, Texas	W, 6-1
2/20/11	Lubbock, Texas	W, 8-6

Notre Dame (0-1-0)

H: (0-0-0) A: (0-0-0) N: (0-1-0)		
3/13/04	Round Rock, Texas	L, 1-6

Ohio State (2-0-0)

H: (0-0-0) A: (1-0-0) N: (1-0-0)		
2/15/04	Houston, Texas (Minute Maid)	W, 9-4
5/3/17	Columbus, Ohio	W, 5-3

Oklahoma City (1-4-0)

H: (0-1-0) A: (1-3-0) N: (0-0-0)		
3/22/76	Oklahoma City, Okla.	L, 2-3
3/22/76	Oklahoma City, Okla.	W, 7-1
3/24/76	Oklahoma City, Okla.	L, 0-3
3/24/76	Oklahoma City, Okla.	L, 1-4
3/04/90	Lubbock, Texas	L, 5-9

Oral Roberts (12-10-0)

H: (7-2-0) A: (4-7-0) N: (1-1-0)		
4/04/78	Tulsa, Okla.	L, 3-8
4/04/78	Tulsa, Okla.	L, 1-3
3/04/80	Tulsa, Okla.	W, 10-1
4/20/82	Tulsa, Okla.	L, 1-3
4/21/82	Tulsa, Okla.	L, 2-8
4/19/84	Tulsa, Okla.	L, 1-3
3/06/87	Tulsa, Okla.	L, 3-7
3/22/88	Lubbock, Texas	L, 9-11
3/23/88	Lubbock, Texas	W, 9-8



SERIES HISTORIES

3/16/89	Tulsa, Okla.	W, 6-5
3/17/89	Tulsa, Okla.	W, 5-4
3/01/93	Lubbock, Texas	W, 6-0
3/02/93	Lubbock, Texas	W, 4-3
2/25/06	Midland, Texas	W, 7-4
2/24/07	San Antonio, Texas	L, 6-7
2/21/14	Lubbock, Texas	W, 3-2
2/22/14	Lubbock, Texas	W, 7-2
2/23/14	Lubbock, Texas	W, 4-1
4/29/14	Tulsa, Okla.	W, 4-1 (12)
3/17/15	Lubbock, Texas	L, 7-9 (11)
3/18/15	Lubbock, Texas	W, 7-4
4/07/15	Tulsa, Okla.	L, 4-5

Oregon (2-1-0)

H: (2-1-0) A: (0-0-0) N: (0-0-0)		
2/15/19	Lubbock, Texas	L, 4-9
2/16/19	Lubbock, Texas	W, 12-11
2/17/19	Lubbock, Texas	W, 6-4

Oregon State (1-2-0)

H: (0-0-0) A: (0-0-0) N: (1-2-0)		
2/19/99	San Diego, Calif.	W, 14-9
2/16/01	San Diego, Calif.	L, 4-5
3/08/09	Palm Springs, Calif.	L, 6-9

Panhandle State (4-0-0)

H: (3-0-0) A: (1-0-0) N: (0-0-0)		
3/21/61	Lubbock, Texas	W, 10-6
3/21/61	Lubbock, Texas	W, 10-0
4/28/61	Goodwell, Okla.	W, 16-5
2/16/97	Lubbock, Texas	W, 12-2

Prairie View A&M (3-0-0)

H: (3-0-0) A: (0-0-0) N: (0-0-0)		
4/17/14	Lubbock, Texas	W, 4-3
4/18/14	Lubbock, Texas	W, 8-0
4/19/14	Lubbock, Texas	W, 13-0

Princeton (1-0-0)

H: (0-0-0) A: (0-0-0) N: (1-0-0)		
5/27/00	Houston, Texas	W, 10-1

Providence (1-0-0)

H: (0-0-0) A: (0-0-0) N: (1-0-0)		
5/27/95	Palo Alto, Calif.	W, 24-5

Reese Air Force Base (0-1-0)

H: (0-0-0) A: (0-1-0) N: (0-0-0)		
4/01/66	Lubbock, Texas (Reese AFB)	L, 1-6

Rice (60-56-0)

H: (34-17-0) A: (22-31-0) N: (4-8-0)		
4/23/58	Houston, Texas	L, 1-10
4/28/59	Houston, Texas	L, 3-13
3/25/60	Houston, Texas	L, 0-4
3/29/68	Houston, Texas	L, 0-2
3/29/68	Houston, Texas	L, 2-8
3/30/68	Houston, Texas	W, 8-1
4/18/69	Lubbock, Texas	W, 6-4
4/18/69	Lubbock, Texas	L, 0-3
4/19/69	Lubbock, Texas	W, 8-5
3/26/70	Houston, Texas	L, 0-7
3/26/70	Houston, Texas	L, 4-6
3/27/70	Houston, Texas	L, 1-2
4/07/71	Lubbock, Texas	W, 8-0
4/07/71	Lubbock, Texas	W, 8-7
4/08/71	Lubbock, Texas	W, 6-4
4/28/72	Houston, Texas	L, 3-4
4/28/72	Houston, Texas	L, 2-3
4/29/72	Houston, Texas	L, 3-4
3/30/73	Lubbock, Texas	W, 3-1
3/30/73	Lubbock, Texas	L, 2-3
3/31/73	Lubbock, Texas	L, 2-4
3/22/74	Lubbock, Texas	L, 3-4
3/22/74	Lubbock, Texas	L, 3-4
3/23/74	Lubbock, Texas	L, 3-4
3/21/75	Houston, Texas	W, 9-5

3/21/75	Houston, Texas	W, 29-7
3/22/75	Houston, Texas	W, 11-10
4/23/76	Houston, Texas	L, 6-7
4/24/76	Houston, Texas	W, 13-5
4/24/76	Houston, Texas	W, 5-1
4/22/77	Lubbock, Texas	W, 5-0
4/23/77	Lubbock, Texas	W, 4-3
4/23/77	Lubbock, Texas	W, 4-3
3/03/78	Houston, Texas	L, 1-2
3/04/78	Houston, Texas	L, 1-2
3/04/78	Houston, Texas	W, 5-4
3/02/79	Lubbock, Texas	L, 6-9
3/03/79	Lubbock, Texas	L, 0-7
3/03/79	Lubbock, Texas	W, 15-7
4/04/80	Houston, Texas	W, 15-4
4/05/80	Houston, Texas	W, 8-4
4/05/80	Houston, Texas	W, 3-1
4/03/81	Lubbock, Texas	W, 6-5
4/04/81	Lubbock, Texas	W, 3-2
4/04/81	Lubbock, Texas	W, 9-3
4/02/82	Houston, Texas	W, 1-0
4/03/82	Houston, Texas	L, 2-7
4/03/82	Houston, Texas	L, 4-5
3/26/83	Lubbock, Texas	L, 4-23
3/27/83	Lubbock, Texas	W, 4-3
3/27/83	Lubbock, Texas	L, 2-7
3/31/84	Houston, Texas	W, 5-3
3/31/84	Houston, Texas	L, 6-16
4/01/84	Houston, Texas	L, 8-9
3/22/85	Lubbock, Texas	L, 8-25
3/23/85	Lubbock, Texas	W, 2-1
3/23/85	Lubbock, Texas	W, 11-10
3/21/86	Houston, Texas	W, 8-3
3/22/86	Houston, Texas	W, 3-0
3/22/86	Houston, Texas	W, 3-2
3/13/87	Lubbock, Texas	L, 4-6
3/14/87	Lubbock, Texas	W, 8-6
3/14/87	Lubbock, Texas	L, 9-10
3/18/88	Houston, Texas	L, 3-4
3/19/88	Houston, Texas	W, 2-1
3/19/88	Houston, Texas	W, 11-9
4/28/89	Lubbock, Texas	W, 15-5
4/29/89	Lubbock, Texas	W, 4-3
4/29/89	Lubbock, Texas	W, 12-9
5/11/90	Houston, Texas	L, 4-5
5/12/90	Houston, Texas	L, 1-5
5/12/90	Houston, Texas	L, 0-3
3/15/91	Lubbock, Texas	W, 6-4
3/16/91	Lubbock, Texas	W, 4-1
3/16/91	Lubbock, Texas	W, 13-10
2/28/92	Lubbock, Texas	W, 6-3
2/29/92	Lubbock, Texas	W, 6-2
2/29/92	Lubbock, Texas	W, 13-5
3/27/92	Houston, Texas	W, 13-5
3/28/92	Houston, Texas	W, 3-2
3/28/92	Houston, Texas	L, 3-5
3/26/93	Lubbock, Texas	W, 17-2
3/27/93	Lubbock, Texas	W, 5-4
3/27/93	Lubbock, Texas	W, 8-5
4/22/94	Houston, Texas	W, 10-2
4/23/94	Houston, Texas	L, 2-12
4/23/94	Houston, Texas	L, 4-7
5/12/94	Austin, Texas	W, 12-11
5/15/94	Austin, Texas	W, 2-1
3/18/95	Houston, Texas	W, 9-2
4/28/95	Lubbock, Texas	L, 5-11
4/29/95	Lubbock, Texas	W, 15-3
4/29/95	Lubbock, Texas	W, 8-3
3/15/96	Houston, Texas (@ Houston)	W, 14-8
4/05/96	Houston, Texas	L, 5-6
4/06/96	Houston, Texas	L, 5-10
4/06/96	Houston, Texas	W, 8-1
5/16/96	Lubbock, Texas	L, 3-7
5/30/99	Lubbock, Texas	L, 1-3
5/30/99	Lubbock, Texas	L, 11-15
5/26/00	Houston, Texas	L, 2-5
5/27/00	Houston, Texas	L, 4-11
2/03/01	Houston, Texas (Minute Maid)	L, 6-13

2/09/02	Houston, Texas (Minute Maid)	L, 4-17
6/01/02	Houston, Texas	L, 0-6
2/13/04	Houston, Texas (Minute Maid)	L, 6-9
2/10/06	Houston, Texas (Minute Maid)	L, 1-5
3/10/07	Corpus Christi, Texas	L, 1-5
3/02/08	Houston, Texas (Minute Maid)	L, 4-5
3/06/10	Houston, Texas (Minute Maid)	L, 2-3
3/03/12	Houston, Texas (Minute Maid)	L, 2-6
4/16/13	Houston, Texas	L, 2-11
3/02/14	Houston, Texas (Minute Maid)	W, 2-1
3/6/20	Lubbock, Texas	W, 7-1
3/7/20	Lubbock, Texas	W, 19-12
3/8/20	Lubbock, Texas	W, 7-6 (11)

Rutgers (1-0-0)

H: (1-0-0) A: (0-0-0) N: (0-0-0)		
5/28/99	Lubbock, Texas	W, 5-2

Sacramento State (1-0-0)

H: (1-0-0) A: (0-0-0) N: (0-0-0)		
2/25/15	Lubbock, Texas	W, 4-3

Sam Houston State (6-6-0)

H: (4-3-0) A: (1-2-0) N: (1-1-0)		
4/25/55	Huntsville, Texas	L, 4-12
4/26/55	Huntsville, Texas	L, 8-12
3/02/91	Phoenix, Ariz.	W, 5-4
3/12/02	Lubbock, Texas	L, 11-12
3/13/02	Lubbock, Texas	W, 17-6
3/01/14	Houston, Texas (Minute Maid)	L, 6-10
3/24/16	Huntsville, Texas	W, 11-6
4/13/16	Lubbock, Texas	W, 8-6
4/13/16	Lubbock, Texas	W, 20-3
6/3/17	Lubbock, Texas	W, 6-0
6/4/17	Lubbock, Texas	L, 8-9
6/5/17	Lubbock, Texas	L, 3-4

San Diego (5-1-0)

H: (4-0-0) A: (1-1-0) N: (0-0-0)		
2/17/99	San Diego, Calif.	L, 10-13
2/18/01	San Diego, Calif.	W, 6-1
2/08/03	Lubbock, Texas	W, 8-3
2/08/03	Lubbock, Texas	W, 7-3
2/09/03	Lubbock, Texas	W, 15-13
5/1/18	Lubbock, Texas	W, 11-6

San Diego State (15-2-0)

H: (6-0-0) A: (9-2-0) N: (0-0-0)		
2/17/88	San Diego, Calif.	L, 4-11
2/02/96	San Diego, Calif.	W, 5-3
2/03/96	San Diego, Calif.	W, 3-1
2/04/96	San Diego, Calif.	W, 5-4
2/18/99	San Diego, Calif.	W, 6-2
3/03/00	Lubbock, Texas	W, 11-3
3/04/00	Lubbock, Texas	W, 14-6
3/05/00	Lubbock, Texas	W, 11-2
2/17/01	San Diego, Calif.	W, 9-1
3/13/15	San Diego, Calif.	L, 0-9
3/14/15	San Diego, Calif.	W, 11-0
3/15/15	San Diego, Calif.	W, 6-3
4/15/16	Lubbock, Texas	W, 3-1
4/16/16	Lubbock, Texas	W, 10-0
4/17/16	Lubbock, Texas	W, 7-2
3/5/19	San Diego, Calif.	W, 5-1
3/6/19	San Diego, Calif.	W, 12-9

San Francisco (6-2-0)

H: (6-1-0) A: (0-0-0) N: (0-1-0)		
2/14/03	Lubbock, Texas	W, 10-9
2/15/03	Lubbock, Texas	W, 16-10
2/16/03	Lubbock, Texas	L, 5-8
3/06/09	Palm Springs, Calif.	L, 1-2
2/13/15	Lubbock, Texas	W, 9-7
2/14/15	Lubbock, Texas	W, 15-6
2/14/15	Lubbock, Texas	W, 13-5
2/15/15	Lubbock, Texas	W, 9-7



Santa Clara (0-1-0)

H: (0-0-0) A: (0-0-0) N: (0-1-0)
2/21/98 Phoenix, Ariz. L, 4-9

Seton Hall (3-2-0)

H: (3-0-0) A: (0-0-0) N: (0-2-0)
3/20/81 Edinburg, Texas L, 1-6
3/21/81 Edinburg, Texas L, 4-8
2/22/02 Lubbock, Texas W, 7-4
2/23/02 Lubbock, Texas W, 10-9
2/24/02 Lubbock, Texas W, 14-0

Shallowater (2-0-0)

H: (2-0-0) A: (0-0-0) N: (0-0-0)
1928 Lubbock, Texas W, 13-2
1928 Lubbock, Texas W, 28-2

Sheppard Air Force Base (7-5-0)

H: (6-2-0) A: (1-3-0) N: (0-0-0)
4/11/55 Wichita Falls, Texas L, 10-13
4/12/55 Wichita Falls, Texas L, 3-4
4/19/55 Lubbock, Texas W, 21-20
4/20/55 Lubbock, Texas W, 19-16
4/13/56 Wichita Falls, Texas L, 6-10
4/14/56 Wichita Falls, Texas W, 5-4
4/20/56 Lubbock, Texas L, 6-10
4/21/56 Lubbock, Texas W, 5-4
4/26/57 Lubbock, Texas W, 8-1
4/27/57 Lubbock, Texas L, 3-5
4/01/60 Lubbock, Texas W, 12-0
4/02/60 Lubbock, Texas W, 10-0

SMU (24-17-0)

H: (17-6-0) A: (7-11-0) N: (0-0-0)
4/21/58 Dallas, Texas L, 2-8
4/12/66 Dallas, Texas W, 26-5
3/09/67 Dallas, Texas L, 3-7
3/10/67 Dallas, Texas L, 1-5
4/05/68 Dallas, Texas L, 2-7
4/05/68 Dallas, Texas L, 2-4
4/06/68 Dallas, Texas L, 4-6
4/04/69 Lubbock, Texas W, 2-0
4/04/69 Lubbock, Texas W, 4-0
4/05/69 Lubbock, Texas L, 6-8
4/25/70 Dallas, Texas W, 11-2
4/25/70 Dallas, Texas L, 3-4
4/02/71 Lubbock, Texas W, 4-0
4/02/71 Lubbock, Texas W, 4-3
4/03/71 Lubbock, Texas W, 18-4
4/02/72 Dallas, Texas W, 8-4
4/02/72 Dallas, Texas L, 7-9
4/03/72 Dallas, Texas L, 8-9
3/24/73 Lubbock, Texas W, 1-0
4/05/74 Lubbock, Texas L, 9-11
4/05/74 Lubbock, Texas W, 6-5
4/06/74 Lubbock, Texas W, 2-1
4/04/75 Lubbock, Texas L, 14-20
4/04/75 Lubbock, Texas W, 11-2
4/05/75 Lubbock, Texas L, 5-9
4/02/76 Lubbock, Texas W, 10-4
4/03/76 Lubbock, Texas W, 9-1
4/03/76 Lubbock, Texas W, 8-5
4/01/77 Dallas, Texas W, 10-8
4/02/77 Dallas, Texas L, 4-5
4/02/77 Dallas, Texas W, 11-7
3/24/78 Lubbock, Texas W, 7-3
3/25/78 Lubbock, Texas L, 4-7
3/25/78 Lubbock, Texas L, 1-4
3/23/79 Dallas, Texas W, 6-2 (11)
3/24/79 Dallas, Texas L, 3-5
3/24/79 Dallas, Texas W, 11-4
4/25/80 Lubbock, Texas W, 3-2
4/25/80 Lubbock, Texas W, 8-6
4/26/80 Lubbock, Texas W, 9-0
4/26/80 Lubbock, Texas W, 9-0

South Alabama (4-0-0)

H: (4-0-0) A: (0-0-0) N: (0-0-0)
3/2/18 Lubbock, Texas W, 8-1
3/3/18 Lubbock, Texas W, 14-2
3/3/18 Lubbock, Texas W, 5-2
3/4/18 Lubbock, Texas W, 9-7

South Carolina (0-1-0)

H: (0-0-0) A: (0-0-0) N: (0-1-0)
5/22/98 Miami, Fla. L, 8-9

Southeastern Oklahoma State (2-2-0)

H: (2-0-0) A: (0-2-0) N: (0-0-0)
3/25/66 Lubbock, Texas W, 8-1
3/25/66 Lubbock, Texas W, 12-6
4/18/66 Durant, Okla. L, 1-2 (17)
4/18/66 Durant, Okla. L, 0-4

Southern (2-0-0)

H: (2-0-0) A: (0-0-0) N: (0-0-0)
2/25/20 Lubbock, Texas 13-2
2/26/20 Lubbock, Texas 10-3

Southern California (3-5-0)

H: (2-2-0) A: (1-3-0) N: (0-0-0)
5/26/96 Lubbock, Texas L, 10-13 (11)
2/12/99 Los Angeles, Calif. W, 9-8
2/13/99 Los Angeles, Calif. L, 3-5
2/14/99 Los Angeles, Calif. L, 4-5
2/11/00 Lubbock, Texas W, 4-3
2/12/00 Lubbock, Texas L, 4-9
2/13/00 Lubbock, Texas W, 20-7
3/11/05 Los Angeles, Calif. L, 1-6

Southern Illinois (3-0-0)

H: (3-0-0) A: (0-0-0) N: (0-0-0)
2/21/97 Lubbock, Texas W, 8-5
2/22/97 Lubbock, Texas W, 8-1
2/22/97 Lubbock, Texas W, 9-4

Southern Utah (2-0-0)

H: (2-0-0) A: (0-0-0) N: (0-0-0)
2/20/09 Lubbock, Texas W, 14-3
2/21/09 Lubbock, Texas W, 8-2

Southwestern (5-5-0)

H: (1-1-0) A: (4-4-0) N: (0-0-0)
1928 Lubbock, Texas L, 2-9
1928 Lubbock, Texas W, 9-6
3/08/77 Georgetown, Texas L, 1-6
3/08/77 Georgetown, Texas W, 13-8
3/18/80 Georgetown, Texas L, 4-8
3/19/80 Georgetown, Texas L, 1-7
4/08/81 Georgetown, Texas W, 14-3
4/08/81 Georgetown, Texas W, 11-2
3/31/82 Georgetown, Texas W, 6-1
3/31/82 Georgetown, Texas L, 0-1

Southwestern Oklahoma State (8-6-0)

H: (4-3-0) A: (4-3-0) N: (0-0-0)
4/21/61 Lubbock, Texas W, 5-4
4/29/61 Weatherford, Okla. L, 4-6
3/17/62 Lubbock, Texas W, 8-7
4/28/62 Lubbock, Texas L, 3-9
3/16/63 Lubbock, Texas W, 5-3
3/16/63 Lubbock, Texas L, 4-7
4/29/63 Weatherford, Okla. W, 1-0
4/29/63 Weatherford, Okla. W, 14-7
4/27/64 Weatherford, Okla. L, 4-5
4/27/64 Weatherford, Okla. L, 0-12
5/08/64 Lubbock, Texas L, 11-16
3/25/76 Weatherford, Okla. W, 12-4
3/25/76 Weatherford, Okla. W, 10-7
3/24/81 Lubbock, Texas W, 21-15

St. Edward's (9-4-0)

H: (9-2-0) A: (0-2-0) N: (0-0-0)
5/09/29 Austin, Texas L, 0-6
5/10/29 Austin, Texas L, 2-3
3/09/77 Lubbock, Texas W, 12-7
3/09/77 Lubbock, Texas L, 2-3
3/25/86 Lubbock, Texas W, 6-3
3/25/86 Lubbock, Texas L, 4-12
3/26/86 Lubbock, Texas W, 6-4
3/01/87 Lubbock, Texas W, 5-3
3/01/87 Lubbock, Texas W, 8-3
3/04/88 Lubbock, Texas W, 10-3
3/05/88 Lubbock, Texas W, 17-2
3/13/90 Lubbock, Texas W, 14-2
3/13/90 Lubbock, Texas W, 12-3

St. John's (7-0-0)

H: (3-0-0) A: (0-0-0) N: (4-0-0)
3/14/94 Edinburg, Texas W, 2-0
3/19/94 Edinburg, Texas W, 2-0
2/19/06 Lubbock, Texas W, 5-4
2/17/07 Midland, Texas W, 10-6
2/18/07 Midland, Texas W, 7-5
2/24/12 Lubbock, Texas W, 4-1
2/26/12 Lubbock, Texas W, 5-2

St. Mary's (9-5-0)

H: (0-0-0) A: (9-5-0) N: (0-0-0)
3/05/71 San Antonio, Texas W, 4-0
3/05/71 San Antonio, Texas W, 7-2
3/26/74 San Antonio, Texas W, 2-0
3/26/75 San Antonio, Texas L, N/A
2/28/76 San Antonio, Texas W, 1-0
2/28/76 San Antonio, Texas W, 13-0
2/24/78 San Antonio, Texas W, 3-2
2/24/78 San Antonio, Texas L, 2-4
2/24/79 San Antonio, Texas W, 14-9
2/25/79 San Antonio, Texas L, 0-5
4/10/79 San Antonio, Texas L, 6-8
2/15/80 San Antonio, Texas L, 3-12
2/15/80 San Antonio, Texas W, 4-2
2/28/82 San Antonio, Texas W, 1-0

Stanford (2-2-0)

H: (0-0-0) A: (0-0-0) N: (2-2-0)
5/28/95 Wichita, Kan. W, 3-1
5/29/95 Wichita, Kan. L, 2-3
5/30/95 Wichita, Kan. L, 5-6
2/22/20 Round Rock, Texas W, 7-2

Stephen F. Austin (3-2-0)

H: (2-2-0) A: (1-0-0) N: (0-0-0)
2/03/07 Lubbock, Texas W, 4-3 (11)
2/04/07 Lubbock, Texas L, 1-2
2/27/14 Nacogdoches, Texas W, 5-4
3/18/14 Lubbock, Texas W, 20-4
3/19/14 Lubbock, Texas L, 3-6

Stetson (1-1-0)

H: (1-1-0) A: (0-0-0) N: (0-0-0)
3/24/19 Lubbock, Texas L, 5-7
3/25/19 Lubbock, Texas W, 5-4

Sul Ross (26-26-0)

H: (20-9-0) A: (6-17-0) N: (0-0-0)
3/26/54 Alpine, Texas L, 1-23
3/27/54 Alpine, Texas L, 2-18
4/19/54 Lubbock, Texas L, 6-14
4/20/54 Lubbock, Texas L, 6-14
4/01/55 Alpine, Texas L, 1-13
4/02/55 Alpine, Texas L, 5-27
4/15/60 Alpine, Texas L, 6-12
4/16/60 Alpine, Texas L, 2-4
4/16/60 Alpine, Texas L, 4-5 (11)
3/30/62 Alpine, Texas L, 1-5
3/31/62 Alpine, Texas L, 5-6
3/31/62 Alpine, Texas L, 1-4
4/09/63 Alpine, Texas L, 2-13



SERIES HISTORIES

4/10/63	Alpine, Texas	L, 5-6
4/10/63	Alpine, Texas	L, 1-3
4/10/64	Alpine, Texas	L, 0-1
4/11/64	Alpine, Texas	L, 2-6
4/11/64	Alpine, Texas	L, 3-6
1965	Lubbock, Texas	L, 4-8
1965	Lubbock, Texas	L, 0-5
3/11/66	Lubbock, Texas	L, 5-10
3/12/66	Lubbock, Texas	L, 7-8
3/12/66	Lubbock, Texas	L, 4-9
4/21/67	Lubbock, Texas	W, 5-4
4/21/67	Lubbock, Texas	W, 6-5
4/22/67	Lubbock, Texas	W, 7-6
3/07/68	Alpine, Texas	W, 1-0
3/08/68	Alpine, Texas	L, 2-3
2/23/84	Lubbock, Texas	W, 15-5
3/20/84	Lubbock, Texas	W, 3-2
3/20/84	Lubbock, Texas	W, 22-1
3/21/84	Lubbock, Texas	W, 8-2
3/05/85	Alpine, Texas	W, 6-1
3/06/85	Alpine, Texas	W, 9-5
3/06/85	Alpine, Texas	W, 6-3
2/08/86	Lubbock, Texas	W, 11-0
2/08/86	Lubbock, Texas	W, 15-0
2/16/86	Midland, Texas	W, 9-2
2/16/86	Midland, Texas	W, 15-6
4/27/86	Lubbock, Texas	W, 14-7
4/27/86	Lubbock, Texas	W, 21-3
4/07/87	Lubbock, Texas	L, 4-9
4/07/87	Lubbock, Texas	L, 2-10
4/05/88	Lubbock, Texas	W, 9-0
4/05/88	Lubbock, Texas	W, 10-0
4/04/89	Lubbock, Texas	W, 5-2
4/04/89	Lubbock, Texas	W, 9-0
4/03/90	Lubbock, Texas	W, 6-2
4/03/90	Lubbock, Texas	W, 16-3
4/02/91	Lubbock, Texas	W, 20-6
4/02/91	Lubbock, Texas	W, 18-1
4/07/98	Lubbock, Texas	W, 23-11

Temple (7-0-0)

H: (6-0-0) A: (0-0-0) N: (1-0-0)		
3/04/95	Lubbock, Texas	W, 17-2
3/05/95	Lubbock, Texas	W, 14-0
3/07/95	Lubbock, Texas	W, 24-10
3/07/95	Lubbock, Texas	W, 11-0
3/09/95	Lubbock, Texas	W, 17-3
3/11/95	Lubbock, Texas	W, 15-9
5/26/01	Fullerton, Calif.	W, 14-3

Tennessee (1-1-0)

H: (0-0-0) A: (0-0-0) N: (1-0-0)		
3/01/08	Houston, Texas (Minute Maid)	W, 7-3
2/21/20	Round Rock, Texas	L, 2-6

Tennessee Tech (2-0-0)

H: (2-0-0) A: (0-0-0) N: (0-0-0)		
2/18/12	Lubbock, Texas	W, 9-5
2/19/12	Lubbock, Texas	W, 8-0

Texas A&M (57-98-0)

H: (36-33-0) A: (18-58-0) N: (3-7-0)		
5/06/29	College Station, Texas	L, 5-9
5/07/29	College Station, Texas	L, 7-9
4/22/58	College Station, Texas	W, 3-2
4/27/59	College Station, Texas	L, 4-11
3/24/60	College Station, Texas	L, 8-19
4/06/64	College Station, Texas	L, 2-12
1965	Lubbock, Texas	L, 1-13
4/03/67	College Station, Texas	L, 1-10
4/04/67	College Station, Texas	W, 6-4
4/19/68	Lubbock, Texas	W, 13-11
4/19/68	Lubbock, Texas	L, 6-17
5/20/68	Lubbock, Texas	L, 6-21
4/12/69	College Station, Texas	W, 1-0
4/18/70	Lubbock, Texas	L, 0-3
4/18/70	Lubbock, Texas	L, 4-6
4/16/71	College Station, Texas	L, 2-3

4/16/71	College Station, Texas	L, 0-1
4/17/71	College Station, Texas	L, 7-12
4/14/72	College Station, Texas	W, 10-6
4/14/72	College Station, Texas	L, 3-21
4/15/72	College Station, Texas	L, 6-9
3/16/73	College Station, Texas	L, 4-11
3/16/73	College Station, Texas	W, 6-2
3/17/73	College Station, Texas	W, 4-3
4/12/74	Lubbock, Texas	W, 15-13
4/12/74	Lubbock, Texas	W, 4-1
4/13/74	Lubbock, Texas	L, 3-5
4/11/75	Lubbock, Texas	L, 0-4
4/11/75	Lubbock, Texas	L, 0-1
4/12/75	Lubbock, Texas	W, 7-4
3/04/77	Lubbock, Texas	L, 3-5
3/05/77	Lubbock, Texas	W, 7-6
3/05/77	Lubbock, Texas	W, 6-5
4/21/78	College Station, Texas	L, 2-4
4/22/78	College Station, Texas	L, 0-5
4/22/78	College Station, Texas	L, 1-2
4/20/79	Lubbock, Texas	L, 0-9
4/21/79	Lubbock, Texas	W, 6-5
4/21/79	Lubbock, Texas	W, 3-2
3/21/80	College Station, Texas	L, 7-10
3/22/80	College Station, Texas	L, 0-3
3/22/80	College Station, Texas	L, 4-5
5/18/80	College Station, Texas	W, 8-5
4/17/81	Lubbock, Texas	L, 5-6
4/18/81	Lubbock, Texas	L, 2-4
4/18/81	Lubbock, Texas	W, 7-6
4/16/82	College Station, Texas	L, 1-14
4/17/82	College Station, Texas	L, 0-1
4/17/82	College Station, Texas	L, 3-5
4/09/83	Lubbock, Texas	W, 8-5
4/10/83	Lubbock, Texas	W, 10-9
4/10/83	Lubbock, Texas	W, 11-10
4/13/84	College Station, Texas	L, 3-13
4/13/84	College Station, Texas	L, 6-11
4/14/84	College Station, Texas	L, 8-9
4/04/85	Lubbock, Texas	L, 4-16
4/05/85	Lubbock, Texas	L, 9-21
4/05/85	Lubbock, Texas	L, 5-28
4/04/86	College Station, Texas	L, 7-17
4/05/86	College Station, Texas	L, 4-10
4/05/86	College Station, Texas	L, 2-12
3/27/87	Lubbock, Texas	L, 7-17
3/28/87	Lubbock, Texas	L, 2-10
3/28/87	Lubbock, Texas	L, 6-23
4/01/88	College Station, Texas	L, 3-11
4/02/88	College Station, Texas	L, 0-10
4/02/88	College Station, Texas	L, 3-5
3/24/89	Lubbock, Texas	L, 2-27
3/25/89	Lubbock, Texas	L, 1-15
3/25/89	Lubbock, Texas	L, 4-11
3/23/90	College Station, Texas	L, 0-11
3/24/90	College Station, Texas	L, 0-9
3/24/90	College Station, Texas	L, 1-3
3/29/91	Lubbock, Texas	L, 0-4
3/30/91	Lubbock, Texas	W, 4-3
3/30/91	Lubbock, Texas	W, 10-9
3/13/92	College Station, Texas	L, 1-2
3/14/92	College Station, Texas	L, 2-7
3/14/92	College Station, Texas	L, 1-2
4/04/92	Lubbock, Texas	L, 0-1
4/04/92	Lubbock, Texas	W, 1-0
4/05/92	Lubbock, Texas	W, 3-1
4/09/93	College Station, Texas	L, 1-6
4/10/93	College Station, Texas	L, 4-11
4/10/93	College Station, Texas	L, 3-4
5/14/93	Austin, Texas	L, 8-10
4/15/94	Lubbock, Texas	L, 5-8 (10)
4/16/94	Lubbock, Texas	W, 9-5
4/16/94	Lubbock, Texas	W, 6-5
4/21/95	College Station, Texas	L, 4-6
4/22/95	College Station, Texas	W, 13-6
4/22/95	College Station, Texas	W, 4-0
4/23/95	College Station, Texas	L, 8-9 (10)
5/19/95	College Station, Texas	W, 6-5

5/20/95	College Station, Texas	L, 4-9
5/21/95	College Station, Texas	W, 8-6
3/29/96	Lubbock, Texas	W, 26-9
3/30/96	Lubbock, Texas	W, 7-5
3/30/96	Lubbock, Texas	W, 10-7
3/31/96	Lubbock, Texas	W, 12-1
5/09/97	Lubbock, Texas	W, 12-9
5/10/97	Lubbock, Texas	L, 3-5
5/11/97	Lubbock, Texas	L, 11-13
5/16/97	Oklahoma City, Okla.	W, 9-6
2/27/98	College Station, Texas	L, 4-5
2/28/98	College Station, Texas	W, 6-5 (10)
3/01/98	College Station, Texas	L, 2-11
5/16/98	Oklahoma City, Okla.	L, 7-11
5/17/98	Oklahoma City, Okla.	W, 14-7
3/14/99	Lubbock, Texas	W, 5-4
3/14/99	Lubbock, Texas	W, 9-1
3/10/00	College Station, Texas	W, 8-5
3/11/00	College Station, Texas	L, 1-2
3/12/00	College Station, Texas	L, 4-16
5/18/00	Oklahoma City, Okla.	W, 8-6
4/13/01	Lubbock, Texas	W, 17-7
4/14/01	Lubbock, Texas	W, 4-1
4/15/01	Lubbock, Texas	W, 7-4
5/17/01	Oklahoma City, Okla.	L, 6-8
3/01/02	College Station, Texas	L, 6-7 (10)
3/01/02	College Station, Texas	L, 6-8
3/03/02	College Station, Texas	L, 1-4
3/21/03	Lubbock, Texas	W, 5-4
3/22/03	Lubbock, Texas	L, 5-10
3/23/03	Lubbock, Texas	W, 6-4
3/26/04	College Station, Texas	L, 2-5
3/27/04	College Station, Texas	L, 1-4
3/28/04	College Station, Texas	W, 14-5
3/18/05	Lubbock, Texas	W, 13-1
3/19/05	Lubbock, Texas	W, 1-0
3/20/05	Lubbock, Texas	L, 5-7
3/24/06	College Station, Texas	W, 11-5
3/25/06	College Station, Texas	L, 1-5
3/26/06	College Station, Texas	L, 4-5
4/05/07	Lubbock, Texas	L, 4-7
4/06/07	Lubbock, Texas	W, 8-3
3/14/08	College Station, Texas	L, 5-6 (12)
3/15/08	College Station, Texas	L, 1-12
3/16/08	College Station, Texas	W, 9-3
4/03/09	Lubbock, Texas	W, 4-3
4/04/09	Lubbock, Texas	L, 7-13
4/05/09	Lubbock, Texas	W, 10-6
5/23/09	Oklahoma City, Okla.	L, 4-11
3/19/10	College Station, Texas	L, 3-6
3/20/10	College Station, Texas	L, 4-5
3/21/10	College Station, Texas	W, 13-7
5/26/10	Oklahoma City, Texas	L, 2-9
4/08/11	Lubbock, Texas	W, 4-3 (12)
4/09/11	Lubbock, Texas	L, 4-5
4/10/11	Lubbock, Texas	L, 8-14
5/25/11	Oklahoma City, Okla.	L, 5-10
5/04/12	College Station, Texas	L, 2-4
5/05/12	College Station, Texas	L, 2-7
5/06/12	College Station, Texas	W, 8-4 (12)
3/3/17	Houston, Texas (Minute Maid)	L, 0-9

Texas A&M-Corpus Christi (13-3-0)

H: (11-1-0) A: (2-2-0) N: (0-0-0)		
5/01/01	Lubbock, Texas	W, 13-2
5/02/01	Lubbock, Texas	W, 6-2
4/19/02	Lubbock, Texas	W, 14-7
4/20/02	Lubbock, Texas	W, 5-1
4/21/02	Lubbock, Texas	W, 8-2
3/09/07	Corpus Christi, Texas	W, 9-4
3/18/08	Corpus Christi, Texas	W, 21-8
4/01/08	Lubbock, Texas	W, 6-1
4/02/08	Lubbock, Texas	W, 10-5
3/17/09	Corpus Christi, Texas	L, 5-7
3/18/09	Corpus Christi, Texas	L, 2-6
3/23/10	Lubbock, Texas	W, 9-5
3/23/10	Lubbock, Texas	W, 10-9
3/12/11	Lubbock, Texas	L, 5-14



3/13/11 Lubbock, Texas W, 6-5
3/15/11 Lubbock, Texas W, 9-7

Texas Lutheran (11-16-0)

H: (1-7-0) A: (10-9-0) N: (0-0-0)
4/10/54 Seguin, Texas L, 3-19
4/23/54 Lubbock, Texas W, 8-5
4/24/54 Lubbock, Texas L, 1-9
4/15/55 Lubbock, Texas L, 6-13
4/16/55 Lubbock, Texas L, 5-8
4/22/55 Seguin, Texas L, 1-13
4/23/55 Seguin, Texas (No-Hitter) L, 0-15
3/26/56 Seguin, Texas L, 0-7
3/27/56 Seguin, Texas (No-Hitter) L, 0-2
4/05/56 Lubbock, Texas L, 9-16
4/06/56 Lubbock, Texas L, 0-10
4/09/58 Lubbock, Texas L, 1-2 (13)
4/09/58 Lubbock, Texas L, 2-3
2/27/76 Seguin, Texas W, 5-2
2/27/76 Seguin, Texas W, 2-0
3/01/78 Seguin, Texas W, 13-4
3/01/78 Seguin, Texas L, 1-4
2/24/79 Seguin, Texas W, 4-0
2/25/79 Seguin, Texas L, 1-5
2/16/80 Seguin, Texas L, 2-10
2/16/80 Seguin, Texas W, 4-1
2/27/81 Seguin, Texas W, 4-1
2/27/81 Seguin, Texas W, 10-6
2/28/81 Seguin, Texas W, 9-4
2/28/81 Seguin, Texas W, 11-7
2/26/82 Seguin, Texas W, 12-4
2/26/82 Seguin, Texas L, 4-7

Texas Southern (2-0-0)

H: (2-0-0) A: (0-0-0) N: (0-0-0)
3/28/17 Lubbock, Texas W, 8-4
3/29/17 Lubbock, Texas W, 14-7

Texas State (7-6-0)

H: (4-3-0) A: (1-2-0) N: (2-1-0)
3/01/85 Denton, Texas W, 7-0
3/02/85 Denton, Texas L, 2-5
5/22/97 Lubbock, Texas L, 6-7 (11)
4/20/99 Lubbock, Texas W, 16-12
4/18/00 Lubbock, Texas W, 19-4
2/17/02 Round Rock, Texas W, 6-2
3/07/03 Lubbock, Texas W, 9-8
3/08/03 Lubbock, Texas W, 5-4
3/09/03 Lubbock, Texas L, 5-15
3/08/08 San Marcos, Texas L, 3-14
3/25/09 San Marcos, Texas L, 4-10
3/16/10 Lubbock, Texas L, 7-13
4/18/11 San Marcos, Texas W, 8-5

Texas Wesleyan (1-0-0)

H: (1-0-0) A: (0-0-0) N: (0-0-0)
3/29/06 Lubbock, Texas W, 12-11 (12)

Troy (0-1-0)

H: (0-0-0) A: (0-0-0) N: (0-1-0)
2/22/13 Orlando, Fla. L, 3-10

Trinity (10-4-0)

H: (0-0-0) A: (10-4-0) N: (0-0-0)
3/25/70 San Antonio, Texas L, 9-10
3/06/71 San Antonio, Texas W, 6-1
3/06/71 San Antonio, Texas L, 3-4
3/25/74 San Antonio, Texas L, 3-8
3/25/75 San Antonio, Texas W, 10-1
3/25/75 San Antonio, Texas L, N/A
4/21/76 San Antonio, Texas W, 7-1
4/21/76 San Antonio, Texas W, 8-3
2/25/78 San Antonio, Texas W, 8-5
2/25/78 San Antonio, Texas W, 5-4
4/11/79 San Antonio, Texas W, 9-1
2/28/82 San Antonio, Texas W, 8-3
3/30/83 San Antonio, Texas W, 8-2
3/29/84 San Antonio, Texas W, 14-7

Tulane (0-1-0)

H: (0-0-0) A: (0-0-0) N: (0-1-0)
2/11/06 Houston, Texas (Minute Maid) L, 4-6

UCF (0-1-0)

H: (0-0-0) A: (0-1-0) N: (0-0-0)
2/23/13 Orlando, Fla. L, 8-13

UCLA (1-0-0)

H: (0-0-0) A: (0-0-0) N: (1-0-0)
2/20/99 San Diego, Calif. W, 13-5

UC Irvine (1-0-0)

H: (0-0-0) A: (0-0-0) N: (1-0-0)
3/12/05 Los Angeles, Calif. W, 14-10

UC Riverside (2-3-0)

H: (1-1-0) A: (0-1-0) N: (1-1-0)
2/15/01 San Diego, Calif. W, 17-6
3/24/08 Lubbock, Texas W, 5-4
3/25/08 Lubbock, Texas L, 6-8
3/03/09 Riverside, Calif. L, 8-9
3/05/09 Palm Springs, Calif. L, 5-9

UL Lafayette (2-3-0)

H: (0-0-0) A: (1-1-0) N: (1-2-0)
3/09/90 Lafayette, La. L, 4-5
3/10/90 Lafayette, La. W, 8-7
2/08/02 Houston, Texas (Minute Maid) L, 3-4
2/23/08 San Antonio, Texas L, 0-4
3/27/16 Houston, Texas (Minute Maid) W, 5-3 (10)

Utah Valley (3-0-0)

H: (3-0-0) A: (0-0-0) N: (0-0-0)
3/19/11 Lubbock, Texas W, 6-2
3/12/13 Lubbock, Texas W, 9-2
3/13/13 Lubbock, Texas W, 6-0

UT Arlington (22-6-0)

H: (15-1-0) A: (3-4-0) N: (4-1-0)
2/14/77 Lubbock, Texas W, 8-3
2/14/77 Lubbock, Texas W, 12-3
2/15/77 Lubbock, Texas W, 15-0
2/15/77 Lubbock, Texas W, 19-2
2/20/82 Arlington, Texas L, 3-4
2/20/82 Arlington, Texas L, 5-6
2/21/82 Arlington, Texas L, 0-1
2/21/82 Arlington, Texas L, 2-6
3/09/90 Lafayette, La. W, 2-0
3/11/90 Lafayette, La. W, 6-0
4/13/94 Lubbock, Texas W, 12-5
4/11/95 Arlington, Texas W, 4-1
4/12/95 Arlington, Texas W, 6-4
4/18/95 Lubbock, Texas W, 9-8
4/18/95 Lubbock, Texas W, 10-9
3/19/96 Lubbock, Texas W, 3-1
3/20/96 Lubbock, Texas W, 10-4
4/23/96 Lubbock, Texas W, 11-4
4/24/96 Lubbock, Texas W, 8-3
3/30/99 Lubbock, Texas W, 8-3
3/01/05 Lubbock, Texas W, 8-0
3/29/05 Arlington, Texas W, 5-4
2/24/06 Midland, Texas W, 15-7
3/08/13 Lubbock, Texas W, 8-3
3/09/13 Lubbock, Texas W, 4-1
3/10/13 Lubbock, Texas L, 12-13
3/15/16 Arlington, Texas W, 6-4
3/14/17 Arlington, Texas L, 1-5

UNC Asheville (3-0-0)

H: (3-0-0) A: (0-0-0) N: (0-0-0)
3/09/06 Lubbock, Texas W, 10-8
3/10/06 Lubbock, Texas W, 8-7
3/11/06 Lubbock, Texas W, 7-4

UNLV (11-9-0)

H: (8-4-0) A: (3-5-0) N: (0-0-0)
3/02/86 Lubbock, Texas L, 4-5
3/05/86 Lubbock, Texas L, 14-15
3/06/06 Las Vegas, Nev. W, 9-0
3/07/06 Las Vegas, Nev. L, 11-16
3/06/07 Lubbock, Texas W, 7-6
3/07/07 Lubbock, Texas L, 4-5
4/15/08 Las Vegas, Nev. L, 8-9
4/16/08 Las Vegas, Nev. L, 8-15
4/21/09 Lubbock, Texas W, 10-6
4/22/09 Lubbock, Texas W, 14-5
4/05/10 Las Vegas, Nev. L, 8-10
4/06/10 Las Vegas, Nev. W, 11-9
3/01/11 Lubbock, Texas W, 9-4
3/02/11 Lubbock, Texas L, 3-4
3/28/16 Las Vegas, Nev. L, 5-8
3/29/16 Lubbock, Texas W, 14-6
3/21/17 Lubbock, Texas W, 5-2
3/22/17 Lubbock, Texas W, 5-4
3/3/20 Lubbock, Texas 11-2
3/4/20 Lubbock, Texas 11-3

UTEP (25-22-0)

H: (6-8-0) A: (15-14-0) N: (4-0-0)
1965 El Paso, Texas W, 5-4
1965 El Paso, Texas L, 6-17
3/16/67 Lubbock, Texas W, 13-4
3/16/67 Lubbock, Texas L, 1-4
3/17/67 Lubbock, Texas L, 0-2
3/15/68 El Paso, Texas W, 2-0
3/16/68 El Paso, Texas L, 3-4
3/07/69 El Paso, Texas L, 2-4
3/07/69 El Paso, Texas L, 2-5
3/08/69 El Paso, Texas L, 2-5
3/13/70 Lubbock, Texas W, 4-3
3/13/70 Lubbock, Texas L, 0-3
3/14/70 Lubbock, Texas W, 2-1 (10)
3/12/71 Odessa, Texas W, 4-0
3/12/71 Odessa, Texas W, 6-3
3/13/71 Odessa, Texas W, 17-5
3/13/71 Odessa, Texas W, 17-4
3/03/72 El Paso, Texas W, 5-1
3/03/72 El Paso, Texas L, 2-3
3/04/72 El Paso, Texas W, 15-4
3/04/72 El Paso, Texas W, 10-3
3/10/72 El Paso, Texas W, 11-3
3/10/72 El Paso, Texas L, 1-2
3/11/72 El Paso, Texas W, 9-5
3/11/72 El Paso, Texas W, 16-1
3/02/73 El Paso, Texas W, 7-3
3/02/73 El Paso, Texas L, 5-6
3/03/73 El Paso, Texas W, 4-1
3/04/73 El Paso, Texas W, 2-1
3/13/73 Lubbock, Texas L, 4-5
3/13/73 Lubbock, Texas W, 1-0
2/14/75 El Paso, Texas L, 0-3
2/14/75 El Paso, Texas L, 1-3
2/15/75 El Paso, Texas W, 14-4
3/08/75 Lubbock, Texas W, 1-0
3/08/75 Lubbock, Texas L, 3-4
3/09/75 Lubbock, Texas L, 1-6
3/09/75 Lubbock, Texas W, 5-0
3/05/82 El Paso, Texas L, 2-10
3/05/82 El Paso, Texas W, 5-4
3/06/82 El Paso, Texas L, 4-7
3/06/82 El Paso, Texas L, 7-9
2/24/84 El Paso, Texas W, 25-15
2/25/84 El Paso, Texas W, 7-3
2/25/84 El Paso, Texas L, 5-9
3/12/84 Lubbock, Texas L, 5-7
3/12/84 Lubbock, Texas L, 1-4

UT-Pan American/UTRGV (20-21-0)

H: (13-4-0) A: (7-17-0) N: (0-0-0)
5/12/67 Lubbock, Texas W, 2-0
5/13/67 Lubbock, Texas W, 4-3 (12)
4/09/68 Edinburg, Texas W, 2-0



SERIES HISTORIES

4/10/68	Edinburg, Texas	W, 3-1
4/11/68	Edinburg, Texas	L, 0-2
4/12/68	Edinburg, Texas	L, 0-4
3/03/69	Edinburg, Texas	L, 0-11
3/04/69	Edinburg, Texas	W, 2-1
3/05/69	Edinburg, Texas	L, 0-2
3/02/70	Edinburg, Texas	L, 0-3
3/03/70	Edinburg, Texas	W, 4-2
3/04/70	Edinburg, Texas	W, 6-4
3/05/70	Edinburg, Texas	L, 4-6
3/05/70	Edinburg, Texas	L, 0-6
3/01/71	Edinburg, Texas	L, 0-6
3/02/71	Edinburg, Texas	L, 4-5
3/02/71	Edinburg, Texas	L, 3-7
3/03/71	Edinburg, Texas	L, 1-3
3/03/71	Edinburg, Texas	L, 1-3
5/10/80	Lubbock, Texas	L, 2-9
5/10/80	Lubbock, Texas	W, 25-3
5/11/80	Lubbock, Texas	W, 14-6
5/11/80	Lubbock, Texas	L, 2-18
5/12/80	Lubbock, Texas	L, 10-19
3/16/81	Edinburg, Texas	L, 4-8
3/18/81	Edinburg, Texas	L, 3-8
3/19/81	Edinburg, Texas	W, 5-1
3/20/99	Lubbock, Texas	W, 6-4
3/20/99	Lubbock, Texas	W, 21-4
3/21/99	Lubbock, Texas	W, 16-2
3/13/00	Edinburg, Texas	L, 7-9
3/13/00	Edinburg, Texas	L, 3-4
3/14/00	Edinburg, Texas	L, 5-6
5/10/02	Lubbock, Texas	W, 11-3
5/11/02	Lubbock, Texas	W, 6-4
5/12/02	Lubbock, Texas	W, 14-2
2/20/09	Lubbock, Texas	W, 6-5
2/22/09	Lubbock, Texas	W, 10-4
2/27/18	Edinburg, Texas	W, 3-1
4/30/19	Lubbock, Texas	L, 3-6
5/1/19	Lubbock, Texas	W, 19-11

UTSA (12-2-0)

H: (4-1-0) A: (5-1-0) N: (3-0-0)		
5/02/00	Lubbock, Texas	W, 8-6
5/03/00	Lubbock, Texas	W, 15-12
2/27/05	Midland, Texas	W, 22-7
2/25/08	San Antonio, Texas	W, 16-6
4/07/09	San Antonio, Texas	L, 0-2
4/08/09	San Antonio, Texas	W, 7-6
4/05/11	San Angelo, Texas	W, 8-2
4/05/11	San Angelo, Texas	W, 11-6
3/10/17	Lubbock, Texas	W, 7-6
3/11/17	Lubbock, Texas	L, 2-3
3/12/17	Lubbock, Texas	W, 8-4
2/24/18	San Antonio, Texas	W, 5-0
2/25/18	San Antonio, Texas	W, 3-0
2/26/18	San Antonio, Texas	W, 10-6

Valley City State (2-0-0)

H: (2-0-0) A: (0-0-0) N: (0-0-0)		
3/18/98	Lubbock, Texas	W, 23-2
3/14/01	Lubbock, Texas	W, 9-5

Wake Forest (1-0-0)

H: (0-0-0) A: (0-0-0) N: (1-0-0)		
2/12/96	Kissimmee, Fla.	W, 5-1

Washington (1-1-0)

H: (0-0-0) A: (0-0-0) N: (1-1-0)		
5/31/02	Houston, Texas	W, 5-4
6/01/02	Houston, Texas	L, 1-3

Washington State (0-3-0)

H: (0-3-0) A: (0-0-0) N: (0-0-0)		
3/03/86	Lubbock, Texas	L, 3-9
2/26/10	Lubbock, Texas	L, 3-6
2/28/10	Lubbock, Texas	L, 7-10

Wayland Baptist (3-0-0)

H: (3-0-0) A: (0-0-0) N: (0-0-0)		
5/03/99	Lubbock, Texas	W, 16-3 (7)
4/25/00	Lubbock, Texas	W, 7-3
3/21/06	Lubbock, Texas	W, 6-4

Western Illinois (6-1-0)

H: (4-1-0) A: (0-0-0) N: (2-0-0)		
2/19/05	Lubbock, Texas	W, 9-5
2/19/05	Lubbock, Texas	L, 1-6
2/20/05	Lubbock, Texas	W, 22-7
2/11/07	Lubbock, Texas	W, 12-2
2/12/07	Lubbock, Texas	W, 13-11
2/17/17	Starkville, Miss.	W, 15-1
2/18/17	Starkville, Miss.	W, 13-5

Western Michigan (1-0-0)

H: (1-0-0) A: (0-0-0) N: (0-0-0)		
2/18/11	Lubbock, Texas	W, 8-0

Western New Mexico (2-0-0)

H: (2-0-0) A: (0-0-0) N: (0-0-0)		
2/25/91	Lubbock, Texas	W, 7-4
2/26/91	Lubbock, Texas	W, 6-0

West Texas A&M (53-7-1)

H: (43-5-1) A: (10-2-0) N: (0-0-0)		
1926	Canyon, Texas	W, 18-9
1926	Canyon, Texas	L, 9-14
1926	Lubbock, Texas	W, 13-7
4/11/27	Lubbock, Texas	W, 7-2
4/11/27	Lubbock, Texas	L, 8-10
5/18/27	Lubbock, Texas	L, 3-4
5/19/27	Lubbock, Texas	W, 9-6
1928	Lubbock, Texas	L, 4-13
1928	Lubbock, Texas	W, 4-1
4/27/54	Lubbock, Texas	T, 8-8
5/07/54	Canyon, Texas	L, 12-13
3/16/56	Canyon, Texas	W, 10-6
3/24/56	Lubbock, Texas	W, 5-4
4/16/56	Lubbock, Texas	W, 15-12
4/09/57	Lubbock, Texas	W, 12-2
4/15/57	Lubbock, Texas	W, 10-1
4/16/57	Lubbock, Texas	W, 3-0
4/17/57	Lubbock, Texas	W, 18-0
4/11/58	Lubbock, Texas	W, 8-4
5/03/58	Canyon, Texas	W, 8-7
5/06/58	Lubbock, Texas	L, 1-5
5/06/58	Lubbock, Texas	L, 0-3
4/07/59	Canyon, Texas	W, 14-3
4/11/59	Lubbock, Texas	W, 12-4
4/18/59	Canyon, Texas	W, 8-4
3/16/60	Canyon, Texas	W, 18-8
3/19/60	Lubbock, Texas	W, 17-11
4/09/60	Lubbock, Texas	W, 18-4
4/23/60	Lubbock, Texas	W, 23-3
4/08/61	Lubbock, Texas	W, 4-0
4/08/61	Lubbock, Texas	W, 3-0
4/15/61	Canyon, Texas	W, 12-2
4/15/61	Canyon, Texas	W, 17-1
3/19/66	Canyon, Texas	W, 7-0
3/19/66	Canyon, Texas	W, 2-0
4/27/66	Lubbock, Texas	W, 4-2
4/27/66	Lubbock, Texas (No-Hitter)	W, 17-0
3/30/70	Lubbock, Texas	W, 13-0
3/30/70	Lubbock, Texas	W, 4-2
4/12/94	Lubbock, Texas	W, 23-2
2/10/95	Lubbock, Texas	W, 16-2
2/14/95	Lubbock, Texas	W, 10-5
3/26/95	Lubbock, Texas	W, 4-3
3/08/96	Lubbock, Texas	W, 7-0
3/09/96	Lubbock, Texas	W, 14-0
3/03/97	Lubbock, Texas	W, 27-7
3/04/97	Lubbock, Texas	W, 10-4
3/10/97	Lubbock, Texas	W, 7-2
3/11/97	Lubbock, Texas	W, 9-1
2/06/98	Lubbock, Texas	W, 13-8
2/07/98	Lubbock, Texas	W, 14-3

2/08/98	Lubbock, Texas	W, 19-4
3/16/99	Lubbock, Texas	W, 5-1
3/23/99	Lubbock, Texas	W, 11-1
2/02/00	Lubbock, Texas	W, 14-3
2/08/00	Lubbock, Texas	W, 20-5
2/06/01	Lubbock, Texas	W, 13-1
4/10/01	Lubbock, Texas	W, 19-5
2/04/03	Lubbock, Texas	W, 21-4
4/07/03	Lubbock, Texas	W, 10-4
4/13/04	Lubbock, Texas	W, 16-1

White Sands (0-2-0)

H: (0-0-0) A: (0-2-0) N: (0-0-0)		
5/11/55	at White Sands	L, 11-17
5/12/55	at White Sands	L, 3-7

Wichita State (16-17-0)

H: (12-6-0) A: (4-10-0) N: (0-1-0)		
3/20/78	Lubbock, Texas	W, 7-6
3/20/78	Lubbock, Texas	W, 8-5
3/21/78	Lubbock, Texas	W, 8-3
3/21/78	Lubbock, Texas	W, 7-5
3/22/78	Lubbock, Texas	L, 2-14
3/22/78	Lubbock, Texas	L, 8-9
3/26/79	Wichita, Kan.	L, 6-11
3/27/79	Wichita, Kan.	W, 11-8
3/27/79	Wichita, Kan.	L, 5-6
3/28/79	Wichita, Kan.	L, 5-6
3/28/79	Wichita, Kan.	L, 6-7
3/09/85	Lubbock, Texas	W, 4-3
3/11/85	Lubbock, Texas	L, 6-9
3/13/85	Lubbock, Texas	L, 3-13
3/07/87	Wichita, Kan.	L, 6-13
3/08/87	Wichita, Kan.	L, 9-11
3/16/88	Lubbock, Texas	L, 2-8
3/16/88	Lubbock, Texas	W, 6-2
3/18/89	Wichita, Kan.	L, 4-8
3/21/89	Wichita, Kan.	L, 4-16
3/21/89	Wichita, Kan.	L, 2-8
3/09/91	Lubbock, Texas	L, 3-8
3/10/91	Lubbock, Texas	W, 4-2
4/04/94	Wichita, Kan.	L, 8-10
3/04/95	Lubbock, Texas	W, 15-6
3/05/95	Lubbock, Texas	W, 7-6 (10)
3/13/05	Los Angeles, Calif.	L, 5-6 (10)
3/24/17	Wichita, Kan.	W, 10-5
3/25/17	Wichita, Kan.	W, 4-1
3/26/17	Wichita, Kan.	W, 3-1
3/8/19	Lubbock, Texas	W, 12-2
3/9/19	Lubbock, Texas	W, 15-10
3/10/19	Lubbock, Texas	W, 15-4

Wisconsin-Milwaukee (4-1-0)

H: (4-1-0) A: (0-0-0) N: (0-0-0)		
5/29/99	Lubbock, Texas	W, 8-5
2/19/16	Lubbock, Texas	W, 12-3
2/20/16	Lubbock, Texas	L, 3-10
2/20/16	Lubbock, Texas	W, 9-1
2/21/16	Lubbock, Texas	W, 12-0

Wofford (3-0-0)

H: (3-0-0) A: (0-0-0) N: (0-0-0)		
5/08/03	Lubbock, Texas	W, 20-9
5/09/03	Lubbock, Texas	W, 20-10
5/10/03	Lubbock, Texas	W, 11-10

Wyoming (6-4-0)

H: (5-4-0) A: (0-0-0) N: (1-0-0)		
3/04/84	Lubbock, Texas	L, 5-8
3/04/84	Lubbock, Texas	W, 22-2
3/06/84	Lubbock, Texas	W, 12-3
3/08/89	Lubbock, Texas	W, 12-6
3/09/89	Lubbock, Texas	W, 18-3
3/10/89	Lubbock, Texas	L, 4-10
3/11/89	Lubbock, Texas	L, 4-10
2/23/91	El Paso, Texas	W, 6-2
3/07/94	Lubbock, Texas	W, 9-2
3/09/94	Lubbock, Texas	L, 3-6



	1st Meeting	Last Meeting	W-L-T
BIG 12	1928	2019	89-82
Baylor			
Iowa State	1997	2001	13-2
Kansas	1981	2019	46-26
Kansas State	1993	2019	45-28-1
Oklahoma	1976	2019	41-48-1
Oklahoma State	1983	2019	41-42
TCU	1957	2019	77-96-1
Texas	1968	2019	48-114
West Virginia	2013	2019	13-14
Totals			413-452-3

AMERICA EAST			
Maine	2018	2018	4-0
Totals			4-0

AMERICAN ATHLETIC			
Connecticut	2013	2013	0-1
East Carolina	2016	2016	2-1
Houston	1973	2020	44-45
Rutgers	1999	1999	1-0
SMU	1958	1980	24-17
Temple	1995	2001	7-0
UCF	2013	2013	0-1
Wichita State	1978	2019	16-17
Totals			94-82

ATLANTIC 10			
La Salle	2013	2013	2-1
Totals			2-1

ATLANTIC COAST			
Clemson	1993	2004	2-2
Duke	2018	2019	2-2
Florida State	2016	2020	4-1
Georgia Tech	1996	2004	1-2
Louisville	2018	2018	3-1
Miami (Fla.)	1998	2014	2-2
North Carolina	1996	1998	2-0
Notre Dame	2004	2004	0-1
Wake Forest	1996	1996	1-0
Totals			17-11

ATLANTIC SUN			
Florida Gulf Coast	2012	2012	2-0
Stetson	2019	2019	1-1
Totals			3-1

BIG EAST			
Providence	1995	1995	1-0
Seton Hall	1981	2002	3-2
St. John's	1994	2012	7-0
Totals			11-2

BIG SOUTH			
Campbell	2004	2006	5-1
UNC Asheville	2006	2006	3-0
Totals			8-1

BIG TEN			
Illinois	2004	2004	1-0
Indiana	2014	2014	3-1
Iowa	2011	2011	2-0
Michigan	2010	2019	7-2
Nebraska	1990	2019	21-32
Northwestern	1996	2011	4-2
Ohio State	2004	2017	2-0
Totals			40-37

BIG SKY			
Southern Utah	2009	2009	2-0
Totals			2-0

BIG WEST			
Cal State Fullerton	2001	2016	2-6
Cal State Northridge	2001	2009	4-5
Long Beach State	1998	2000	3-3
UC Irvine	2005	2005	1-0
UC Riverside	2001	2008	2-3
Totals			12-17

COLONIAL			
College of Charleston	2014	2014	2-0
Delaware	2017	2017	1-0
Northeastern	2018	2018	4-0
Totals			7-0

CONFERENCE USA			
Florida Atlantic	2020	2020	1-0
Florida International	2013	2019	2-1
North Texas	1978	1987	9-3
Rice	1958	2020	60-56
Tulane	2006	2006	0-1
UTEP	1965	1984	25-22
UTSA	2000	2018	13-2
Totals			110-85

GREAT WEST			
Utah Valley	2011	2011	3-0
Totals			3-0

HORIZON			
Wisconsin-Milwaukee	1999	2016	4-1
Totals			4-1

IVY			
Columbia	2014	2014	1-0
Harvard	2004	2004	2-0
Princeton	2000	2000	1-0
Totals			4-0

METRO ATLANTIC ATHLETIC			
Fairfield	2016	2016	1-0
Totals			1-0

MID-AMERICAN			
Akron	1996	1996	1-0
Eastern Michigan	1996	1996	6-0
Miami (Ohio)	1994	1995	5-0
Northern Illinois	2004	2015	20-2
Western Michigan	2011	2011	1-0
Totals			33-2

MID-EASTERN ATHLETIC			
Bethune-Cookman	2010	2010	2-0
Howard	1999	2001	6-0
Totals			8-0

MISSOURI VALLEY			
Dallas Baptist	2004	2019	18-11
Missouri State	1993	2012	2-2
Northern Iowa	2003	2005	5-2
Southern Illinois	1997	1997	3-0
Totals			28-15

MOUNTAIN WEST			
Air Force	1991	2004	5-1
Colorado State	1977	1977	1-1
Fresno State	1993	1996	1-2
Nevada-Reno	1998	2015	1-1
New Mexico	1962	2019	75-46-1
San Diego State	1988	2019	15-2
UNLV	1986	2020	11-9
Wyoming	1984	1994	6-4
Totals			115-66-1

OHIO VALLEY			
Jacksonville State	2010	2010	2-0
Tennessee Tech	2012	2012	2-0
Totals			4-0

PAC-12			
Arizona	1972	2017	6-11
Arizona State	1989	2013	6-15
California	2016	2017	5-1
Colorado	1955	1961	0-6
Oregon	2019	2019	2-1
Oregon State	1999	2009	1-2
Southern California	1996	2005	3-5
Stanford	1995	2020	2-2
UCLA	1999	1999	1-0
Washington	2002	2002	1-1
Washington State	1986	2010	0-3
Totals			27-47

PATRIOT			
Army	2008	2019	2-0
Totals			2-0

SOUTHEASTERN			
Arkansas	1974	2019	15-46
Florida	2016	2018	2-1
Kentucky	2018	2019	4-2
LSU	2017	2017	1-0
Mississippi	2014	2014	1-1
Mississippi State	2004	2020	3-4
Missouri	1965	2012	25-29
South Carolina	1998	1998	0-1
Tennessee	2008	2020	1-1
Texas A&M	1929	2017	57-98
Totals			108-184

SOUTHERN			
Wofford	2003	2003	3-0
Totals			3-0

SOUTHLAND			
Abilene Christian	1926	2016	34-16
Central Arkansas	2008	2008	2-0
Lamar	2005	2005	1-0
Oral Roberts	1978	2015	12-10
Sam Houston State	1955	2017	6-6
Stephen F. Austin	2007	2014	3-2
Texas A&M-Corpus Christi	2001	2011	13-3
Totals			67-35

SOUTHWESTERN ATHLETIC			
Alabama A&M	2010	2012	4-0
Arkansas-Pine Bluff	2014	2014	2-0
Prairie View A&M	2014	2014	3-0
Southern	2020	2020	2-0
Texas Southern	2017	2017	2-0
Totals			13-0

SUN BELT			
Coastal Carolina	2016	2016	1-0
Louisiana-Monroe	1928	2006	4-0
South Alabama	2018	2018	4-0
Texas State	1985	2011	7-6
Troy	2013	2013	0-1
UL Lafayette	1990	2016	2-3
UT Arlington	1977	2017	22-6
Totals			40-16

THE SUMMITT			
Kenner	1962	1962	3-0
Western Illinois	2005	2017	6-1
Totals			9-1

WEST COAST			
BYU	1998	2014	6-2
Gonzaga	2009	2010	2-1
Loyola Marymount	1988	1999	0-4
San Diego	1999	2018	5-1
San Francisco	2003	2015	7-2
Santa Clara	1998	1998	0-1
Totals			19-11

WESTERN ATHLETIC			
Grand Canyon	1974	2015	19-11
New Mexico State	1965	2019	53-18
Northern Colorado	2013	2020	3-0
Sacramento State	2015	2015	1-0
UT-Pan Am/UTRGV	1967	2019	20-21
Totals			75-41

OTHERS			
** Amarillo Gold Sox	1976	1979	0-2
Amarillo Western	1928	1928	0-2
American Christian	1976	1976	3-1
American Legion	1926	1926	1-0
Angelo State	2005	2012	2-0
Big Spring	1929	1929	0-4
Biola	1988	1988	0-1
Cameron	1990	1993	12-1
Clarendon	1926	1926	2-1
Coe College	1980	1980	1-1
College of Idaho	1988	1988	1-0
College of the Southwest	1987	2007	25-4
Daniel Baker	1926	1929	3-6-1
Eastern New Mexico	1962	2006	26-3
Fort Bliss	1955	1955	1-3
Greenville College	1981	1981	2-0
Hardin-Simmons	1927	2007	73-31
Howard Clark	1991	2004	18-0
Lewis & Clark	1986	1986	0-2
Lindenwood	1998	1998	1-0
Lubbock Christian	1971	2013	16-20
Mankato State	1994	1994	2-0
McMurry	1926	1928	6-2
** Midland Angels	1996	1996	0-1
Midwestern State	1959	1983	11-3
Missouri Southern	1985	1988	10-2
Nebraska-Kearney	1984	1994	20-0
Nebraska-Omaha	1975	1975	0-1
New Mexico Highlands	1960	1998	67-23-1
New Mexico Military	1927	1927	1-0-1
New York Tech	1994	1994	1-1
Oklahoma City	1976	1990	1-4
Panhandle State	1961	1997	4-0
Reese Air Force Base	1966	1966	0-1
Shallowater	1928	1928	2-0
Sheppard Air Force Base	1955	1960	7-5
Southeastern Okla. State	1966	1966	2-2
Southwestern	1928	1982	5-5
Southwestern Okla. State	1961	1981	8-6
St. Edward's	1929	1990	9-4
St. Mary's	1971	1982	9-5
Sul Ross	1954	1998	26-26
Texas Lutheran	1954	1982	11-16
Texas Wesleyan	2006	2006	1-0
Trinity	1970	1984	10-4
Valley City State	1998	2001	2-0
Wayland Baptist	1999	2006	3-0
Western New Mexico	1991	1991	2-0
West Texas A&M	1926	2004	



2021 RECORD BOOK

ALL-TIME RECORDS & STATISTICS





ATTENDANCE RECORDS

AVERAGE HOME ATTENDANCE

Year	Games	Total	Avg.
2019	37	144,339	3,901
2018	34	141,158	4,152
2017	29	120,173	4,143
1999	33	130,233	3,947
2016	34	130,919	3,851
1998	33	126,434	3,831
2020*	11	40,567	3,688
2015	27	98,969	3,665
2000	31	103,251	3,330
2002	33	94,599	2,866
2012	33	94,173	2,853
2011	33	91,432	2,771
2004	36	98,934	2,748
2003	36	97,810	2,716
2001	28	75,342	2,691
2006	31	80,786	2,606
2014	37	89,355	2,553
2013	29	73,299	2,527
2010	31	77,249	2,491
1996	29	72,007	2,483

NCAA ATTENDANCE RANKINGS

Year	Total Attendance	National Rank
2000	103,251	6th
2001	75,342	20th
2002	94,599	14th
2003	97,810	15th
2004	98,934	T-19th
2005	73,236	24th
2006	80,786	21st
2007	60,064	31st
2008	56,556	30th
2009	49,569	22nd
2010	77,249	26th
2011	91,432	24th
2012	94,173	21st
2013	73,299	26th
2014	89,355	20th
2015	98,969	17th
2016	130,919	15th
2017	120,173	
2018	141,158	10th
2019	144,339	10th
2020*	40,567	13th

* Season shortened due to COVID-19 Pandemic

TOP-20 HOME GAMES

Rank	Opponent	Year	Attend
1.	USC	1996	5,814
2.	Texas A&M	1997	5,298
3.	Fresno State	1996	5,212
4.	Texas	2000	5,124
5.	Texas A&M	1997	5,112
6.	Southwest Texas	1997	4,992
7.	Oklahoma State	1997	4,910
8.	Fresno State	1996	4,891
9.	Texas A&M	1997	4,864
10.	Oklahoma State	2019	4,833
11.	Duke	2018	4,818
	Duke	2018	4,818
13.	East Carolina	2016	4,817
	East Carolina	2016	4,817
	East Carolina	2016	4,817
16.	Grand Canyon	1997	4,813
17.	College of Charleston	2014	4,811
	College of Charleston	2014	4,811
19.	Texas A&M	1999	4,787
20.	Oklahoma	2002	4,784
	Oklahoma State	2019	4,782
	Oklahoma State	2019	4,782

TOP SERIES ATTENDANCE

Top 4-GAME SERIES

Series	Year	Total	Avg.
Texas A&M	1996	15,209	3,802

TOP 3-GAME SERIES

Series	Year	Total	Avg.
1. Texas A&M	1997	15,274	5,091
2. East Carolina	2016	14,451	4,817
3. Oklahoma State	2019	14,347	4,782

TOP 2-GAME SERIES

Series	Year	Total	Avg.
College of Charleston	2014	9,622	4,811





RECORD BOOK QUICK FACTS

TEAM RECORDS

MISCELLANEOUS TEAM RECORDS

Most Wins Season	51 (1995)
Most Losses Season	33 (1985)
Longest Winning Streak	16 games (2002)
Longest Losing Streak	17 games (1985)
Longest Big 12 Win Streak	11 games (2016)
Longest Big 12 Losing Streak	9 games (2007)
Longest SWC Winning Streak	8 games (1996)
Longest SWC Losing Streak	15 games (1985)
Defensive Double Plays Turned	83 (2016)

TEAM SINGLE GAME RECORDS

At-Bats	58 vs. College of Southwest (3/25/97)
Runs	31 vs. College of Southwest (3/25/97)
Most Runs Inning	13, twice, last vs. Kansas (4th Inning) (4/6/19)
Hits	32 vs. College of Southwest (3/25/97)
Runs Batted In	30 vs. Baylor (3/23/84)
Doubles	12 at Kansas (4/25/10)
	12 vs. Valley City State (3/18/98)
Triples	6 vs. Rice (3/21/75)
Home Runs	8 vs. Missouri (4/5/97)
	8 vs. Baylor (3/23/96)
	8 vs. Baylor (3/23/84)
Total Bases	59 vs. Texas A&M (3/29/96)
	59 vs. Providence (5/27/95)
Walks	17 vs. Howard (2/6/99)
	17 vs. Baylor (3/23/96)
	17 vs. West Texas A&M (2/14/95)
Stolen Bases	10 vs. Oklahoma (4/24/04)
	10 vs. TCU (5/12/96)
	10 vs. West Texas A&M (2/10/95)
Strikeouts	19 at Florida State (2/29/20)
	19 vs. TCU (5/16/19)
Most Opponent Runs	28 vs. Texas A&M (4/5/85)
Most Opponent Hits	23 vs. Arkansas (4/22/84)
	23 vs. Rice (3/26/83)

INDIVIDUAL RECORDS

INDIVIDUAL OFFENSIVE RECORDS

Consecutive Game Hitting Streak	30 Games - Gera Alvarez (2002)
At-Bats	7, 34, Josh Jung vs. TCU (5/16/19)*
Runs	6, Klein, Brian vs. K-State (4/13/18)
	6, Jon Slack vs. Sam Houston State (3/13/02)
Hits	6, Keith Ginter (6-for-6) vs. Kansas (4/10/98)
	6, Shane Langen (6-for-7) vs. College of Southwest (3/25/97)
	6, Joe Dillon (6-for-6), Southern California (5/26/96)
RBI	9, Little, Grant vs. K-State (4/13/18)
	9, John Grimes vs. Baylor (3/23/84)
	9, Mike Bewley vs. Rice (3/21/75)
Doubles	3, 19x, Brian Klein vs. UNLV (3/4/20)*
Triples	3, Jason Rainey vs. Texas A&M-Corpus Christi (5/1/01)
	3, Stubby Clapp vs. Houston (4/26/96)
	3, Gary Ashby vs. Rice (4/24/76)
	3, Ron Mattson vs. Arkansas (4/18/75)
Home Runs	4, Todd Howey, vs. Sul Ross State (3/20/84)
	4, Johnny Vidales vs. Sul Ross State (3/20/84)
Total Bases	16, Johnny Vidales vs. Sul Ross State (3/20/84)
	16, Todd Howey vs. Sul Ross State (3/20/84)
Stolen Bases	4, 7x, Zach Davis vs. New Mexico (3/22/16)*
Walks	5, Todd Ritchie at Oklahoma State (4/5/14)
	5, Ryan Ruiz vs. Howard (2/6/99)
	5, Chris Chiprez vs. UT Arlington (3/20/96)
	5, Clint Bryant vs. West Texas A&M (2/10/95)
Hit-By-Pitch	4, Warren, Cameron vs. Maine (2/18/18)

INDIVIDUAL PITCHING RECORDS

Most Innings Pitched	17.0, David Callerman vs. SE Oklahoma (4/18/66)
Most Hits Allowed	16, Monty Ward vs. Oklahoma (4/25/98)
	16, Robert Bryant vs. Arkansas (1979)
Most Walks Issued	10, Robert Bryant vs. Texas Lutheran (1979)
	10, Pat McKean vs. Rice (1969)
Most Runs Allowed	14, Jesse Cornejo vs. Oklahoma (4/24/98)
Most ER Allowed	13, Jesse Cornejo vs. Oklahoma (4/24/98)
Most Strikeouts	18, Monty Ward vs. Lindenwood (3/14/98)
	18, Buddy Hampton vs. Abilene Christian (1968)
Most Strikeouts by Opp.	19, Burt Hooton, Texas (1971)

* - Most Recent



YEAR-BY-YEAR TEAM STATISTICS

BATTING

Year	G	AB	R	H	RBI	AVG	2B	3B	HR	BB	SO	SB	HBP
1967	30	864	120	206	100	.238	37	6	9	114	201	39	N/A
1968	29	906	86	168	83	.217	26	9	11	95	174	37	N/A
1969	26	801	97	196	82	.244	26	8	14	67	157	16	N/A
1970	29	884	120	202	102	.220	24	9	9	103	170	24	N/A
1971	40	1223	221	353	191	.288	52	23	15	135	219	70	N/A
1972	42	1278	257	392	215	.306	50	20	26	162	N/A	46	N/A
1973	28	782	82	179	72	.229	24	12	7	98	166	25	N/A
1974	33	1022	131	241	108	.236	42	17	7	N/A	N/A	30	N/A
1975	45	1388	249	391	219	.282	59	28	20	193	190	46	N/A
1976	53	1627	339	510	304	.313	67	30	31	235	228	77	N/A
1977	49	1470	322	457	178	.311	62	28	30	278	212	33	N/A
1978	48	1455	248	405	203	.278	60	12	17	161	219	57	N/A
1979	39	1243	205	328	178	.264	49	10	17	122	193	46	N/A
1980	51	1611	309	498	286	.309	76	18	47	204	186	27	N/A
1981	48	1475	330	450	294	.305	80	14	36	231	206	48	N/A
1982	43	1290	222	357	202	.277	60	10	25	175	144	47	9
1983	41	1367	278	428	246	.313	74	22	38	140	207	43	14
1984	55	1815	506	349	452	.358	116	20	107	194	240	61	20
1985	51	1619	330	488	294	.301	76	13	67	84	16	43	20
1986	59	1875	501	613	443	.327	111	15	81	301	252	79	29
1987	49	1509	317	435	279	.288	91	5	50	244	250	32	20
1988	60	1869	440	582	386	.311	98	27	80	280	360	75	29
1989	54	1693	358	491	312	.290	95	27	54	260	277	47	21
1990	60	1853	373	556	327	.300	98	21	38	264	296	N/A	32
1991	60	1903	428	576	367	.303	101	23	45	310	272	N/A	27
1992	54	1721	306	461	265	.268	86	17	17	258	240	120	25
1993	58	1845	466	578	399	.313	103	22	38	307	323	112	N/A
1994	57	1880	435	573	392	.305	94	22	56	300	294	81	N/A
1995	65	2283	627	786	572	.344	162	26	83	361	302	146	52
1996	64	2277	648	791	578	.347	181	26	97	350	349	185	47
1997	60	2165	637	761	584	.352	185	23	108	294	372	130	50
1998	64	2308	583	793	516	.344	172	27	95	288	422	146	41
1999	59	2056	544	667	484	.324	145	25	61	328	387	124	43
2000	62	2174	496	652	442	.300	130	23	60	326	399	71	64
2001	64	2266	517	721	470	.318	138	31	74	259	376	117	68
2002	62	2163	464	672	424	.311	107	21	65	310	369	76	67
2003	55	1943	420	615	378	.317	98	19	38	252	289	104	52
2004	61	2158	554	680	512	.315	139	25	85	307	412	143	84
2005	59	1998	449	602	414	.301	105	20	45	315	378	139	60
2006	58	2050	397	646	351	.315	108	16	54	234	313	67	29
2007	55	1880	352	537	326	.286	110	12	58	241	379	54	41
2008	55	1908	378	559	355	.293	127	12	49	272	348	77	54
2009	57	1949	349	582	313	.299	100	12	40	215	379	45	59
2010	57	1988	413	610	386	.307	162	14	61	245	362	76	71
2011	58	1924	332	536	304	.279	95	13	26	273	418	91	69
2012	55	1892	336	553	299	.292	117	24	24	211	350	87	61
2013	56	1864	304	482	280	.259	73	10	19	244	407	58	69
2014	66	2202	387	627	349	.285	125	26	30	260	365	30	75
2015	55	1915	292	523	269	.273	107	14	41	269	388	38	51
2016	67	2280	462	664	426	.291	146	19	55	347	492	73	74
2017	62	2163	442	659	396	.305	133	26	60	262	456	51	49
2018	65	2249	529	695	492	.309	142	24	82	355	470	77	84
2019	66	2299	482	687	453	.299	136	22	72	358	509	71	54
2020*	19	668	177	213	166	.319	54	8	23	128	144	33	18

BOLD - School Record

* Season shortened due to COVID-19 Pandemic

YEAR-BY-YEAR RECORDS

OVERALL RECORDS

Year	Overall Record
1926	11-2-1
1927	4-9-1
1928	8-6
1929	2-11
1954	1-7-1
1955	3-17
1956	8-7
1957	7-4
1958	6-9
1959	7-6
1960	8-7
1961	13-5
1962	15-11
1963	12-10
1964	9-16
1965	7-16
1966	10-13
1967	14-16
1968	9-20
1969	13-13
1970	12-16-1
1971	26-14
1972	23-19
1973	12-16
1974	11-22
1975	22-23
1976	32-21
1977	25-24
1978	23-25
1979	16-23
1980	28-23-1
1981	26-21
1982	21-22
1983	18-23
1984	33-22
1985	18-33
1986	34-25
1987	21-28
1988	34-25-1
1989	32-22
1990	31-29
1991	42-18
1992	29-25
1993	43-15
1994	40-17
1995	51-14
1996	49-15
1997	46-14
1998	44-20
1999	42-17
2000	36-26
2001	43-20-1
2002	42-20
2003	30-25
2004	40-21
2005	34-25
2006	31-26-1
2007	28-27
2008	25-30
2009	25-32
2010	28-29
2011	33-25
2012	29-26
2013	26-30
2014	45-21
2015	31-24
2016	47-20
2017	45-17
2018	45-20
2019	46-20
2020	16-3



YEAR-BY-YEAR STATISTICS

YEAR-BY-YEAR TEAM STATISTICS

PITCHING

Year	W-L	SV	ERA	CG	SHO	IP	H	R	ER	BB	SO	HBP
1967	14-16	N/A	2.50	N/A	N/A	234.4	214	137	65	97	183	N/A
1968	9-20	N/A	3.85	N/A	N/A	231.2	207	139	99	145	203	N/A
1969	13-13	N/A	4.24	N/A	N/A	206	191	120	97	114	120	N/A
1970	12-16	N/A	3.14	N/A	N/A	232	199	109	81	103	N/A	N/A
1971	26-14	N/A	3.13	N/A	N/A	306	325	148	109	148	290	N/A
1972	23-19	N/A	4.07	N/A	N/A	314	318	187	142	145	270	N/A
1973	12-16	N/A	3.25	N/A	N/A	213.2	174	116	77	149	138	N/A
1974	11-22	N/A	5.71	15	N/A	261.2	296	229	166	172	168	N/A
1975	22-23	4	4.35	14	N/A	347.1	341	227	168	184	209	N/A
1976	32-21	12	4.18	16	N/A	391.2	393	237	182	176	223	N/A
1977	25-24	3	5.27	18	N/A	355.2	424	291	208	214	213	N/A
1978	23-25	7	5.03	8	N/A	357.2	392	261	200	198	176	N/A
1979	16-23	6	5.36	8	N/A	300.1	337	228	179	207	131	N/A
1980	28-23	N/A	5.24	52	3	396.2	470	285	231	200	238	N/A
1981	28-20	4	5.05	17	3	365.2	377	273	205	231	222	9
1982	21-22	6	4.69	9	2	324	346	213	169	182	169	17
1983	18-23	4	6.92	14	1	335.2	404	312	258	188	151	33
1984	33-22	5	7.02	7	0	422	552	393	329	264	207	18
1985	18- 33	5	8.02	11	2	394	535	444	351	284	284	30
1986	34-25	5	7.18	14	4	447.1	563	429	357	260	314	31
1987	21-28	1	7.40	6	1	371	464	369	305	246	258	20
1988	34-25	5	5.35	16	3	464.1	498	341	276	313	320	19
1989	32-22	6	5.98	10	3	428.2	502	327	285	207	281	26
1990	31-29	3	5.22	N/A	7	469.1	495	330	272	238	339	43
1991	42-18	6	3.94	N/A	4	491	490	268	215	179	340	32
1992	29-25	3	3.43	22	5	456	457	210	174	138	331	18
1993	43-15	8	3.52	21	4	482.2	447	242	189	192	415	17
1994	40-17	4	3.30	20	4	480	404	223	176	191	412	22
1995	51 -14	8	4.33	18	5	567.2	578	324	273	243	478	31
1996	49-15	9	4.08	16	3	560.2	558	308	254	237	499	49
1997	46-14	8	4.44	14	0	524.1	557	311	259	172	589	42
1998	44-20	10	4.85	21	0	567.2	677	379	306	182	558	34
1999	42-17	12	4.22	14	2	517.2	542	290	234	175	435	42
2000	36-26	0	5.74	15	0	542.2	694	403	346	184	339	59
2001	43-20-1	10	4.24	15	4	562.1	588	306	265	147	424	56
2002	42-20	12	4.38	7	3	553.1	581	319	269	160	420	44
2003	30-25	11	5.56	7	0	482.0	580	366	298	176	332	39
2004	40-21	10	4.70	3	2	540.0	590	339	282	178	395	43
2005	34-25	11	5.40	4	3	520.0	594	391	312	242	397	76
2006	31-26-1	8	4.66	5	2	510.1	554	332	264	188	413	74
2007	28-27	9	5.67	4	2	479.2	552	341	302	208	360	51
2008	25-30	6	6.34	0	1	478.2	539	372	337	265	382	79
2009	25-32	12	6.31	2	1	487.2	596	402	342	266	409	48
2010	28-29	19	6.68	0	1	497.0	612	444	369	263	442	71
2011	33-25	10	4.92	0	2	516.0	596	335	282	186	364	62
2012	29-26	4	4.04	3	3	492.1	505	272	221	157	361	39
2013	26-30	11	4.86	3	6	491.0	544	291	265	204	383	67
2014	45-21	16	3.11	1	9	587.2	535	228	203	197	425	71
2015	31-24	10	3.33	2	4	498.0	483	229	184	216	418	54
2016	47-20	20	4.07	0	5	594.1	578	321	269	257	444	76
2017	45-17	22	3.73	0	2	553.0	493	262	229	271	559	59
2018	45-20	15	4.48	0	5	571.0	530	331	284	337	565	63
2019	46-20	21	4.01	1	4	590.2	552	314	263	278	632	61
2020	16-3	4	3.36	0	0	169.0	134	68	63	68	222	13

BOLD - School Record

*Season shortened due to COVID-19 Pandemic

YEAR-BY-YEAR FIELDING

FIELDING

Year	PO	A	E	DP	FLD%
1981	1097	483	74	19	.955
1982	1498	467	59	41	.961
1983	1007	447	93	29	.940
1984	1266	590	104	49	.947
1985	1182	564	70	41	.937
1986	N/A	641	N/A	49	N/A
1987	704	302	37	35	.965
1988	1043	466	64	N/A	.959
1989	N/A	N/A	N/A	N/A	.954
1990	1341	551	92	N/A	.954
1991	1473	634	104	45	.953
1992	1367	539	52	38	.973
1993	1448	565	74	40	.965
1994	1440	612	84	39	.961
1995	1596	695	74	63	.969
1996	1682	698	89	45	.964
1997	1574	611	86	53	.962
1998	1703	704	112	59	.956
1999	1553	700	68	55	.971
2000	1625	707	80	64	.967
2001	1687	752	72	56	.971
2002	1660	752	72	62	.971
2003	1446	620	69	53	.968
2004	1620	651	77	60	.967
2005	1560	603	102	63	.955
2006	1531	656	74	45	.967
2007	1439	577	63	49	.970
2008	1436	610	61	56	.971
2009	1463	659	90	49	.959
2010	1491	660	74	55	.967
2011	1548	753	69	65	.971
2012	1477	676	65	50	.971
2013	1473	662	56	68	.974
2014	1763	809	52	65	.980
2015	1494	689	69	59	.969
2016	1783	845	71	83	.974
2017	1659	647	53	48	.978
2018	1713	642	68	57	.972
2019	1772	684	60	68	.976
2020	507	167	16	10	.977

BOLD - School Record



If year is not listed, information is not available

BATTING AVERAGE

1926	Volney Hill	.529
1927	Raymond Marshall	.347
1928	Raymond Marshall	.345
1929	Clarence Hodges	.314
1954	Elmer Wilson	.333
1955	Elmer Wilson	.357
1956	Walter Bigham	.291
1957	Monroe Henderson	.343
1958	Ken Warren	.313
1959	Gehrig Garrison	.429
1961	Dennis Willett	.417
1963	Billy Gayle Wilson	.339
1964	Foy Williams	.364
1966	Don Champion	.368
1967	John McIntyre	.309
1968	Jerry Haggard	.369
1969	Max Martin	.344
1970	Max Martin	.323
1971	Doug Ault	.369
1972	Doug Ault	.475
1973	John Wilkes	.297
1974	Rob Kilmer	.336
1975	Paul Johnston	.359
1976	Ronnie Mattson	.389
1977	Bryan Cowan	.376
1978	Larry Selby	.339
1979	Larry Selby	.359
1980	Larry Selby	.382
1981	Bobby Kohler	.372
1982	John Grimes	.336
1983	Randy Zachry	.368
1984	John Grimes	.306
1985	John Vidales	.372
1986	Phillip Maldonado	.374
1987	Stacy Ragan	.392
1988	Mike Humphreys	.407
1989	Greg Kobza	.373
1990	Chris Moore	.330
1991	Grant Hammersley	.341
1992	Wes Shook	.304
1993	Mike Kinney	.373
1994	Brandon Welch	.373
1995	Jason Totman	.435
1996	Matt Kastelic	.424
1997	Keith Ginter	.426
1998	Ryan Ruiz	.388
1999	Ryan Ruiz	.363
2000	Chaz Eiguren	.374
2001	Austin Cranford	.387
2002	Scooter Jordan	.365
2003	Scooter Jordan	.381
2004	Cameron Blair	.371
2005	Joey Callender	.362
2006	Matt Smith	.377
2007	Doug Thennis	.322
2008	Willie Rueda	.361
2009	Chris Richburg	.341
2010	Barrett Barnes	.341
2011	Reid Redman	.320
2012	Jamodrick McGruder	.358
2013	Jake Barrios	.297
2014	Tyler Nestony	.375
2015	Cory Raley	.350
2016	Tanner Gardner	.379
2017	Hunter Hargrove	.343
2018	Josh Jung	.392
2019	Cameron Warren	.355
2020*	Brian Klein	.391

HITS

1926	Volney Hill	18
1956	Gehrig Garrison	18
1957	Monroe Henderson	12
1958	Ken Warren	15
1959	Joe Reaves	18
1961	Dennis Willett	28
1963	Foy Williams	23
1964	Doug Cannon	28
1965	Ronny Holly	25
1966	Don Champion	28
1967	John McIntyre	21
1968	Jerry Haggard	31
1969	Jim Montgomery	27
1970	David Thorley	30
1971	Doug Ault	54

1972	Doug Ault	70
1973	Robert Lewis	23
1974	Ronnie Mattson	39
1975	Ronnie Mattson	56
1976	Ronnie Mattson	74
1977	Bryan Cowan	68
1978	Larry Selby	56
1979	Larry Selby	52
1980	Bobby Kohler	71
1981	Bobby Kohler	61
1982	Bobby Kohler	52
1983	Jim Zachry	57
1984	John Grimes	80
1985	Tommy Dobyns	68
1986	Phillip Maldonado	76
1987	Stacy Ragan	65
1988	Mike Humphreys	87
1989	Greg Kobza	69
1990	Chris Lynn Moore/Tony Tijerina	61
1991	Wes Shook	73
1992	Wes Shook	62
1993	Mike Kinney	72
1994	Saul Bustos	65
1995	Clint Bryant	109
1996	Matt Kastelic	114
1997	Keith Ginter	106
1998	Josh Bard	101
1999	Josh Bard	84
2000	Chaz Eiguren	91
2001	Nick Blankenship	96
2002	Willie Durazo	82
2003	Josh Haney	70
2004	Cameron Blair	95
2005	Joseph Callender	80
2006	Roger Kieschnick	85
2007	Roger Kieschnick	70
2008	Willie Rueda	70
2009	Joey Kenworthy	77
2010	Barrett Barnes/Scott LeJeune	74
2011	Kelby Tomlinson	67
2012	Bo Altobelli	71
2013	Devon Conley	62
2014	Eric Gutierrez	74
2015	Cory Raley/Eric Gutierrez/Tyler Neslony	64
2016	Tanner Gardner	89
2017	Hunter Hargrove	84
2018	Josh Jung	103
2019	Cameron Warren	86
2020*	Brian Klein/Dylan Neuse	27

RBI

1926	Cecil Hardwick	17
1927	Raymond Marshall	19
1928	Raymond Marshall	12
1929	Raymond Marshall	11
1954	Fulton Smith	10
1955	Walter Bingham/Gehrig Garrison	12
1956	Walter Bingham/Gehrig Garrison	12
1957	Dave Potter	11
1958	Ken Warren	8
1959	Gehrig Garrison	16
1961	Guy Davis	31
1963	Billy Gayle Wilson	12
1964	Foy Williams/Robert Fielder	18
1966	Don Champion	23
1967	John McIntyre	13
1968	Monte VanStavern	12
1969	Max Martin	13
1970	David Thorley	18
1971	Doug Ault	35
1972	Doug Ault	50
1973	Ronnie Mattson	14
1974	Ronnie Mattson	19
1975	Mike Bewley	42
1976	Ronnie Mattson	46
1977	Gary Ashby	54
1978	Randy Newton	33
1979	John Keller	41
1980	Bobby Kohler/Brooks Wallace	41
1981	Bobby Kohler	55
1982	John Grimes	35
1983	Jim Zachry	47
1984	John Grimes	79
1985	John Vidales	52
1986	John Vidales	70
1987	Mike Humphreys	57
1988	Mike Humphreys	73
1989	Greg Kobza	49

1990	Danny Jordan	43
1991	Greg Kobza	49
1992	Wes Shook	48
1993	Saul Bustos	55
1994	Saul Bustos	47
1995	Clint Bryant	93
1996	Clint Bryant	100
1997	Joe Dillon	89
1998	Kevin Jordan	84
1999	Josh Bard	92
2000	Chaz Eiguren	76
2001	Nick Blankenship	61
2002	Gera Alvarez	64
2003	Josh Haney	50
2004	Josh Brady	90
2005	Cameron Blair	60
2006	Roger Kieschnick	55
2007	Matt Smith	47
2008	Roger Kieschnick	65
2009	Chris Richburg	60
2010	Scott LeJeune	58
2011	Kelby Tomlinson	43
2012	Barrett Barnes	49
2013	Jake Barrios	48
2014	Eric Gutierrez	58
2015	Eric Gutierrez	46
2016	Eric Gutierrez	60
2017	Orlando Garcia	62
2018	Josh Jung	80
2019	Cameron Warren	79
2020*	Nate Rombach	27

DOUBLES

1926	Elly Curtis	4
1927	Wes Kaufman	3
1928	E. N. Rigney	3
1929	E. N. Rigney	4
1954	Elmer Wilson	3
1955	Elmer Wilson	5
1956	Fulton Smith/Monroe Henderson	3
1957	Darrel Summers	3
1958	Ken Warren	5
1959	Joe Reeves	5
1961	Three tied	5
1963	Walter Rankin/Billy G. Wilson/James Perry	4
1964	Doug Cannon/Robert Fielder	4
1965	Robert Fielder/Foy Dee Williams	5
1966	Don Champion	6
1967	John McIntyre	8
1968	Lee Watts/Don Champion	4
1969	John Owens	6
1970	David Thorley/Don Spain	10
1971	John Owens	10
1972	Barry Hoffpauir	10
1973	Cecil Norris	7
1974	Ronnie Mattson	8
1975	Gary Ashby	7
1976	Mark Johnston	10
1977	Gary Ashby	11
1978	Randy Newton	12
1979	Larry Selby	11
1980	Russell Laughlin	15
1981	Bobby Kohler	11
1982	Bobby Kohler	12
1983	Kenny Allbritton	10
1984	Mark Michna	22
1985	Bob Gross	15
1986	John Vidales	17
1987	Stacy Ragan	19
1988	Thomas Hernandez	18
1989	Gilbert Arredondo	14
1990	Tony Tijerina	16
1991	Tony Tijerina	14
1992	Trent Petrie/George Kilford/Wes Shook	12
1993	Clint Bryant	15
1994	Jason Totman	12
1995	Jason Totman/Clint Bryant	24
1996	Stubby Clapp	28
1997	Jason Landreth	29
1998	Keith Ginter	24
1999	Josh Bard	28
2000	Shaun Larkin	20
2001	Tony Arnerich	24
2002	Nick Blankenship/Gera Alvarez	16
2003	Josh Haney	15
2004	Cameron Blair/Michael Mask	23
2005	Joey Callender/Brian Capps	15
2006	Matt Smith	16



YEAR-BY-YEAR LEADERS

2007	Roger Kieschnick	25
2008	Doug Thennis	21
2009	Taylor Ashby	17
2010	Scott LeJeune	28
2011	Barrett Barnes	15
2012	Barrett Barnes	17
2013	Bryant Burluson	12
2014	Adam Kirsch/Bryant Burluson	21
2015	Tyler Neslony	17
2016	Tyler Neslony	22
2017	Hunter Hargrove	26
2018	Grant Little	25
2019	Josh Jung	23
2020*	Brian Klein	10

TRIPLES

1926	Volney Hill	3
1927	Chubby DeWitt	6
1928	David Waller	2
1929	Chubby DeWitt	2
1954	Jackie Miller/Frank Wright	1
1955	Gehrig Garrison/Paul Hawkins	1
1957	Jerry Cullen Hunt	2
1958	Gary Wetter	1
1961	Tom Prichard	1
1964	Ronnie Ayers	4
1966	John McIntyre	4
1967	Norman Schuessler	3
1968	Jim Montgomery	2
1969	Max Martin	3
1970	Cecil Norris/David Thorley	2
1971	Doug Ault	5
1972	Doug Ault/Barry Hoffpauir	5
1973	Cecil Norris	3
1974	Ronnie Mattson	5
1975	Ronnie Mattson	8
1976	Mike Bewley/Ernie Hrlieith	5
1977	Gary Ashby	6
1978	Five players	2
1979	John Keller	4
1980	Bobby Kohler	4
1981	Bobby Kohler	5
1982	Bobby Kohler	4
1983	Todd Howey	5
1984	Todd Howey	3
1985	James Darnell/Todd Howey	3
1986	David Geck	4
1987	Brian Christiansen	2
1988	Donald Harris	7
1989	Greg Kobza/Donald Harris	7
1990	Mike Adams	5
1991	Wes Shook	5
1992	Wes Shook	5
1993	Clint Bryant	6
1994	Jason Totman	4
1995	Jason Totman	5
1996	Stubby Clapp	8
1997	Jason Huth	7
1998	Jason Huth	6
1999	Jon Weber	8
2000	Jason Rainey	9
2001	Jason Rainey	7
2002	Scooter Jordan	4
2003	Josh Haney	4
2004	Josh Haney/Jose Delgado	5
2005	Carey Avants	4
2006	Brian Capps	4
2007	Roger Kieschnick	5
2008	Willie Rueda/Roger Kieschnick	3
2009	Chris Richburg/Joey Kenworthy Scott LeJeune/Justin Berry	2
2010	Jamodrick McGruder/Michael Reed	3
2011	Jamodrick McGruder	4
2012	Jamodrick McGruder	8
2013	Jake Barrios	4
2014	Tyler Neslony	6
2015	Hunter Hargrove/Cory Raley	3
2016	Tanner Gardner	6
2017	Cody Farhat	6
2018	Josh Jung	6
2019	Dylan Neuse	6
2020*	Dru Baker	2

HOME RUNS

1926	Elly Curtis	2
1927	Ray Marshall	4
1928	Ray Marshall	4
1929	Ray Marshall	3

1954	Fulton Smith	1
1955	Wick Alexander	2
1957	Norman Huggins	2
1958	Bill Dean/Gehrig Garrison	1
1959	Bruce Boyd/Gehrig Garrison	3
1961	Charles Harrison	8
1963	Billy G. Wilson	3
1964	John Dudley	4
1965	Chris Galanos	8
1966	Jerry Haggard	3
1967	John McIntyre	2
1968	Three Players	7
1969	Randy Walker	3
1970	Dick Shaw	3
1971	Cecil Norris	6
1972	Cecil Norris	6
1973	Cecil Norris	2
1974	Mike Bewley	3
1975	Mike Bewley	7
1976	Mike Bewley	8
1977	Gary Ashby	11
1978	John Keller	4
1979	John Keller	7
1980	Brooks Wallace/John Keller	10
1981	Bobby Kohler	6
1982	John Grimes	9
1983	Jim Zachry	12
1984	John Grimes	24
1985	Todd Howey	12
1986	Mike Humphreys	14
1987	Stacy Ragan	12
1988	Mike Humphreys	18
1989	Greg Kobza/Donald Harris	10
1990	Danny Jordan	12
1991	Wes Shook	13
1992	Wes Shook	5
1993	Saul Bustos	12
1994	Randy DuRoss	11
1995	Dion Ruecker	17
1996	Dion Ruecker	20
1997	Joe Dillon	33
1998	Josh Bard/Keith Ginter/Kevin Jordan	17
1999	Josh Bard/Jon Weber	13
2000	Jason Rainey	13
2001	Nick Blankenship	10
2001	Chad Landry	10
2001	Jason Rainey	10
2002	Nick Blankenship	14
2003	Evan Shahak	7
2004	Josh Brady	20
2005	Cameron Blair	17
2006	Tyler Reves	13
2007	Roger Kieschnick/Kyle Martin	13
2008	Roger Kieschnick	17
2009	Chris Richburg	14
2010	Barrett Barnes	14
2011	Barrett Barnes	10
2012	Barrett Barnes	9
2013	Eric Gutierrez	7
2014	Eric Gutierrez	12
2015	Stephen Smith	10
2016	Eric Gutierrez	13
2017	Orlando Garcia	13
2018	Zach Rheams	17
2019	Cameron Warren	18
2020*	Nate Rombach	6

STOLEN BASES

1957	Monroe Henderson/Darrell Summers	7
1958	Dave Allen	8
1959	Jackie Miller/Dave Allen	5
1963	Billy G. Wilson/Doug Cannon	5
1964	Robert Fielder	6
1966	Lee Watts	11
1967	John McIntyre	18
1968	Monte VanStavern	12
1969	Randy Walker	7
1970	Randy Walker	8
1971	Randy Walker	26
1972	Barry Hoffpauir	15
1973	Reese	6
1974	Rod Kilmer	6
1975	Ronnie Mattson/Jimmy Horton	11
1976	Bryan Cowan	15
1977	Bryan Cowan	11
1978	John Vestal	4
1979	John Vestal	12
1980	Russell Laughlin	6

1981	Andy Dawson	15
1982	Andy Dawson/Jim Zachry	9
1983	Jim Sullivan	11
1984	Tommy Dobyns/Jim Sullivan	11
1985	Tommy Dobyns	10
1986	Kevin Lowery	17
1987	Kevin Lowery	9
1988	Bob Deller	23
1989	Chris Moore	16
1990	Jeff Boydston	27
1991	Kent Blasingame	29
1992	Kent Blasingame	44
1993	Mike Kinney	37
1994	Brody Gregg	15
1995	Matt Kastelic	46
1996	Matt Kastelic	51
1997	Keith Ginter	29
1998	Jason Landreth	28
1999	Marco Cunningham	37
2000	Jason Rainey	18
2001	Kerry Hodges	38
2002	Jon Slack	29
2003	Cody Fuller	29
2004	Josh Brady	34
2005	Cody Fuller	27
2006	Joey Callender	18
2007	Doug Thennis	10
2008	Willie Rueda	27
2009	Taylor Ashby	12
2010	Jamodrick McGruder	23
2011	Jamodrick McGruder	28
2012	Jamodrick McGruder	39
2013	Brett Bell	31
2014	Zach Davis	9
2015	Zach Davis	7
2016	Cory Raley	21
2017	Orlando Garcia	9
2018	Gabe Holt	29
2019	Gabe Holt	28
2020*	Dylan Neuse	12



WINS

1926	Volney Hill	4
1927	David Waller	2
1928	Red Howell	2
1929	Volney Hill/Re Howell	1
1954	Glen Webb	1
1956	Leo Chase	3
1957	Leo Chase/Houston Powell	3
1959	Zan Miles/James Johnson	2
1961	Roger Mac Evans	3
1963	David Tarter/Morris Dudley	9
1965	Morris Dudley	3
1966	David Callerman	6
1967	Pat Abbott/David Callerman	5
1968	Buddy Hampton/Gary Washington	1
1969	Gary Washington	5
1970	Ruben Garcia	4
1971	Ruben Garcia	8
1972	Ruben Garcia	8
1973	Randy Prince	4
1974	Randy Prince	5
1975	Van Morin	5
1976	Doug House	9
1977	Pat Black	8
1978	Rick Hall	6
1979	Mark Johnston	5
1980	Steve Ibarguen	7
1981	Kyle Kahrenthold	8
1982	David Carroll	5
1983	Mark McDowell	8
1984	Clay Hollock	6
1985	Brett Marshall	6
1986	Johnny Vidales/Bill Schutt	7
1987	Mike Beiras	6
1988	Rodney Steph	6
1989	Jon Beck	7
1990	Lucio Chaidez	9
1991	Mark Brandenburg	12
1992	Mark Brandenburg	10
1993	Travis Driskill	10
1994	Ryan Nye	11
1995	Matt Miller	11
1996	Matt Miller	12
1997	Jason Gooding	11
1998	Shane Wright	14
1999	Shane Wright	10
2000	Kevin Tracey	9
2001	Brandon Roberson	13
2002	Steve Rowe	10
2003	Jeff Karstens	8
2004	Corey Gerstner	8
2005	Billy Carnline	7
2006	Miles Morgan	6
2007	AJ Ramos	8
2008	Chad Bettis	4
2009	Chad Bettis	6
2010	Chad Bettis	7
2011	John Neely	9
2012	Duke von Schamann	6
2013	Trey Masek/Matt Withrow	5
2014	Dylan Dusek/Cameron Smith	8
2015	Cameron Smith	6
2016	Davis Martin	10
2017	Steven Gingery	10
2018	Caleb Kilian	9
2019	Caleb Kilian	8
2020*	Mason Montgomery	3

INNINGS PITCHED

1926	Volney Hill	47.0
1927	David Waller	63.0
1928	Willis Gray	36.0
1929	Volney Hill	26.0
1954	Frank Reeves	30.0
1955	Frank Reeves	38.1
1956	Leo Chase	60.0
1957	Leo Chase	43.2
1959	James Johnson	33.0
1961	Mike Bromley	39.1
1963	Morris Dudley	58.1
1964	Joe Fox	36.1
1966	David Callerman	92.0
1967	David Callerman	79.2
1968	Pat McKean	45.2
1969	Gary Washington	63.1
1970	Ruben Garcia	49.0
1971	Ruben Garcia	84.2
1972	Ruben Garcia	76.0

1973	Jon Bickley	44.1
1974	Randy Prince	67.2
1975	David Runkel	64.1
1976	Van Morin	78.2
1977	Doug House	83.1
1978	Rick Hall	81.0
1979	Steve Ibarguen	60.1
1980	Steve Ibarguen	85.0
1981	David Carroll	92.1
1982	David Carroll	71.0
1983	Mark McDowell	86.1
1984	Clay Hollock	75.0
1985	Brett Marshall	77.1
1986	John Vidales	84.0
1987	Mike Beiras	70.2
1988	Mike Beiras	87.1
1989	Jon Beck	91.1
1990	Lucio Chaidez	121.0
1991	Mark Brandenburg	147.1
1992	Mark Brandenburg	145.0
1993	Travis Driskill	120.2
1994	Ryan Nye	116.0
1995	Travis Smith	118.1
1996	Matt Miller	110.2
1997	Jason Gooding	116.0
1998	Shane Wright	152.2
1999	Shane Wright	126.0
2000	Kevin Tracey	127.2
2001	Chris Phillips	137.1
2002	Steve Gooch	112.0
2003	Steve Gooch	105.2
2004	Dallas Braden	98.2
2005	Billy Carnline	78.0
2006	Miles Morgan	106.2
2007	AJ Ramos	88.0
2008	Chad Bettis	68.0
2009	Chad Bettis	72.2
2010	Bobby Doran	89.0
2011	Trey Masek	67.0
2012	Duke von Schamann	86.2
2013	Trey Masek	79.0
2014	Chris Sadberry	95.0
2015	Cameron Smith	89.0
2016	Davis Martin	89.1
2017	Steven Gingery	91.1
2018	Davis Martin	77.2
2019	Caleb Kilian	96.1
2020*	Clayton Beeter	21.0

EARNED RUN AVERAGE

1956	Paul Hawkins	4.30
1957	Leo Chase	3.10
1959	Bill Curry	3.32
1961	Roger Mac Evans	2.46
1963	Morris Dudley	2.16
1964	David Tarter	3.09
1965	Larry Thorne	3.78
1966	David Callerman	1.17
1967	Pat Abbott	1.65
1968	Buddy Hampton	2.57
1969	Jack Pierce	1.51
1970	Ruben Garcia	2.20
1971	Ruben Garcia	0.74
1972	Larry Knight	2.51
1973	Jon Bickley	3.66
1974	Randy Prince	4.63
1975	David Runkel	4.20
1976	Doug House	2.88
1977	Doug House	3.67
1978	Gary Moyer	3.42
1979	Mark Johnston	3.02
1980	Mark Johnston	4.42
1981	David Carroll	4.09
1982	David Carroll	3.04
1983	Mark McDowell	5.53
1984	Mark Puckett	4.15
1985	Craig Chapin	5.43
1986	Craig Chapin	6.51
1987	Bill Schutt	4.62
1988	Rodney Steph	3.98
1989	Jon Beck	3.05
1990	Lucio Chaidez	4.10
1991	Rodney Steph	2.59
1992	J.J. Varney	2.48
1993	Travis Driskill	2.83
1994	Ryan Nye	2.25
1995	Jimmy Frush	2.97
1996	Brad Ralston	3.16

1997	Jason Gooding	3.49
1998	Shane Wright	2.71
1999	Brandon Roberson	2.45
2000	Kevin Tracey	4.16
2001	Blake McGinley	3.91
2002	Steve Rowe	1.51
2003	Steve Gooch	4.00
2004	Corey Gerstner	2.64
2005	Tanner McElroy	2.28
2006	Colt Hynes	2.93
2007	Travis Young	4.10
2008	James Leverton	3.86
2009	Chad Bettis	3.59
2010	Bobby Doran	4.35
2011	John Neely	2.97
2012	Duke von Schamann	2.08
2013	Trey Masek	1.82
2014	Dylan Dusek	1.94
2015	Corey Taylor	0.31
2016	Davis Martin	2.52
2017	Steven Gingery	1.58
2018	Ryan Shetter	2.97
2019	Connor Queen	1.06
2020*	Micah Dallas	0.57

COMPLETE GAMES

1926	Volney Hill	4
1927	David Waller	7
1928	Willis Gray	3
1929	Volney Hill	4
1955	Leo Chase	2
1956	Leo Chase	5
1957	Leo Chase	3
1959	James Johnson	2
1963	Morris Dudley	6
1964	Morris Dudley	4
1966	David Callerman	11
1967	David Callerman	5
1968	Pat McKean	3
1969	Jack Pierce	2
1970	Jack Pierce	3
1971	Ruben Garcia	8
1972	Ruben Garcia	3
1973	Randy Prince/Marty Barnes	2
1974	Randy Prince	7
1975	Jon Davidson	6
1976	Doug House	5
1977	Doug House	8
1978	Ricki Hall/David Bolton	3
1979	Mark Johnston	3
1980	Steve Ibarguen	13
1981	Kyle Kahrenthold	9
1982	David Carroll	4
1983	Mark McDowell	9
1984	Clay Hollock/Rod Simon	3
1985	Brett Marshall	5
1986	Craig Chapin/Johnny Vidales	6
1987	Bill Schutt	3
1988	Rodney Steph	5
1989	Jon Beck	6
1990	Lucio Chaidez	7
1991	Mark Brandenburg	12
1992	Mark Brandenburg	12
1993	Travis Driskill	9
1994	Ryan Nye	7
1995	Jeff Peck/Matt Miller/Travis Smith	5
1996	Jimmy Frush	5
1997	Jason Gooding	7
1998	Shane Wright	13
1999	Shane Wright	7
2000	Kevin Tracey	10
2001	Chris Phillips	7
2002	Chris Phillips	3
2003	Steve Gooch	3
2004	Steven Thomas	2
2005	Tanner McElroy	2
2006	Miles Morgan	3
2007	Aaron Odom	2
2008	N/A	0
2009	Bettis/Ramos	1
2010	N/A	0
2011	N/A	0
2012	Duke von Schamann	3
2013	Trey Masek	3
2014	Cameron Smith	1
2015	Cameron Smith	2
2016	N/A	0
2017	N/A	0



YEAR-BY-YEAR LEADERS

2018	N/A	0
2019	Caleb Kilian	1
2020*	N/A	0

APPEARANCES

1926	Volney Hill	5
1927	David Waller	7
1955	Leo Chase	8
1956	Leo Chase	3
1959	Chuck Johnston/Houston Powell	5
1961	Greg Hulen	8
1963	David Tarter/Morris Dudley	9
1964	Joe Fox	8
1966	David Callarman	12
1967	David Callerman	10
1968	David Callarman	9
1969	Gary Washington	9
1970	Ruben Garcia/Gilbert Vasquez	10
1971	Ruben Garcia	14
1972	Ruben Garcia	16
1973	John Bickley	10
1974	Randy Prince	12
1975	David Runkel	13
1976	Doug House	14
1977	Pat Black	15
1978	Mark Johnston/Gary Moyer	19
1979	Mark Johnston	17
1980	Mark Johnston	21
1981	David Carroll	15
1982	Keith Wood	16
1983	Rusty Lamar	14
1984	John Vidales	20
1985	Mark Puckett	19
1986	Bill Schutt/Clay Hollock	17
1987	Pat Black/Brett Marshall	18
1988	Kurt Shipley	23
1989	Brian Boesinger	19
1990	Lucio Chaidez	17
1991	Mark Brandenburg	8
1992	Mark Brandenburg	18
1993	Kevin Hannah/Travis Driskill	17
1994	Jeff Peck/Travis Smith	18
1995	Jimmy Frush	24
1996	Jimmy Frush	23
1997	Brad Ralston	28
1998	Zach Stewart	25
1999	Brandon Roberson	27
2000	Kevin Tracey	16
2001	Blake McGinley	30
2002	Steve Rowe	26
2003	Jeff Karstens	24
2004	Corey Gerstner/John Milton	23
2005	Zach Butler	26
2006	Dustin Richardson	23
2007	Collin Auten	21
2008	James Leverton	31
2009	Chad Bettis	23
2010	Ben Flora/Jay Johnson	25
2011	John Neely	30
2012	Shane Broyles	23
2013	Andre Wheeler	23
2014	Jonny Drozd	28
2015	Dominic Moreno	24
2016	Hayden Howard	35
2017	Parker Mushinski	31
2018	Ty Harpenau	27
2019	Dane Haveman	34
2020*	John McMillon/Jakob Brustoski	7

SAVES

1973	Randy Prince/Louis Avery	1
1974	Jon Davidson	1
1975	Lloyd Cummings	2
1976	Pat Black	8
1977	Mark Johnston	5
1978	Mark Johnston	5
1979	Mark Johnston/James Miller	2
1980	N/A	0
1981	Kyle Kahrenthold	9
1982	Dan Anderson	2
1983	Rusty Lamar	2
1984	Mark Puckett	2
1985	John Waite/Tim Moore	1
1986	John Waite	1
1987	Bill Schutt	1
1988	Kurt Shipley	1
1989	Kurt Shipley	1
1990	John Macatee/Kevin Kirk/Kyle Guerry	1

1991	Travis Gage/Mark Brandenburg	1
1992	J.J. Varney/Travis Gage/Joe Davis	1
1993	Travis Gage	3
1994	Travis Smith	2
1995	Jimmy Frush	4
1996	Jimmy Frush	4
1997	Brad Ralston	7
1998	Brad Ralston	5
1999	Brandon Roberson	10
2000	Kevin Tracey	7
2001	Blake McGinley	8
2002	Steve Rowe	8
2003	Jeff Karstens	6
2004	Corey Gerstner/John Milton	3
2005	Tanner McElroy/Carleton Hargrove	4
2006	Randy Gattis	3
2007	Collin Auten	5
2008	Zach Stewart	3
2009	Chad Bettis	7
2010	Chad Bettis	10
2011	John Neely	7
2012	Trey Masek	2
2013	Jerad McCrummen/Johnathon Tripp	3
2014	Jonny Drozd	5
2015	Dominic Moreno	7
2016	Hayden Howard	9
2017	Parker Mushinski	6
2018	Ty Harpenau	4
2019	Clayton Beeter	8
2020*	Micah Dallas	3

STRIKEOUTS

1926	Volney Hill	26
1927	Roy Waller	55
1928	Red Howell	17
1929	Volney Hill	19
1955	Glenn Webb	25
1956	Ronnie Bradley	33
1957	Houston Powell	31
1959	James Johnson	18
1961	Mike Bromley	37
1963	Morris Dudley	36
1964	Frank Ray	28
1965	Morris Dudley	27
1966	David Callerman	51
1967	David Callerman	58
1968	Buddy Hampton	55
1969	Jack Pierce	35
1970	Ruben Garcia	63
1971	Ruben Garcia	113
1972	Ruben Garcia	109
1973	Randy Prince	32
1974	Randy Prince	35
1975	David Runkel	46
1976	Doug House	59
1977	Doug House/Pat Black	92
1978	Ricki Hall	41
1979	James Miller	29
1980	Steve Ibarguen	65
1981	Kyle Kahrenthold	60
1982	Joe Petty	41
1983	Mark McDowell	41
1984	Clay Hollock	41
1985	Darryl Decker	52
1986	Bill Schutt	58
1987	Mike Beiras	47
1988	Kevin Kirk	59
1989	Rodney Steph	102
1990	Lucio Chaidez	78
1991	Mark Brandenburg	87
1992	Mark Brandenburg	107
1993	Travis Driskill	120
1994	Travis Driskill	120
1995	Travis Smith	97
1996	Jimmy Frush	116
1997	Jason Gooding	137
1998	Monty Ward	151
1999	Shane Wright	100
2000	Kevin Tracey	78
2001	Brandon Roberson	105
2002	Nathan Fouts	76
2003	Fouts/Gooch	58
2004	Dallas Braden	93
2005	Billy Carnline	62
2006	Miles Morgan	103
2007	AJ Ramos	83
2008	AJ Ramos	52
2009	AJ Ramos	69

2010	Chad Bettis	102
2011	John Neely	56
2012	Duke von Schamann	60
2013	Trey Masek	69
2014	Chris Sadberry	65
2015	Cameron Smith	77
2016	Steven Gingery	63
2017	Steven Gingery	107
2018	Davis Martin	81
2019	Caleb Kilian	89
2020*	Clayton Beeter	33

* Season shortened due to COVID-19 Pandemic.

Season Minimums

AB - 25
ERA - 5.0 IP



BATTING AVERAGE

1. Doug Ault (1972)	.475
2. Jason Totman (1995)	.435
3. Andy Gonzalez (1995)	.427
4. Keith Ginter (1997)	.426
5. Matt Kastelic (1996)	.424
6. Clint Bryant (1995)	.422
7. Mike Humphreys (1988)	.407
8. John Grimes (1984)	.406
9. Joe Dillon (1997)	.393
10. Josh Jung (2018)	.392
Randy DuRoss (1995)	.392

AT-BATS

1. Stephen Smith (2016)	272
2. Matt Kastelic (1996)	269
3. Joe Dillon (1996)	267
4. Josh Bard (1998)	264
5. Josh Jung (2018)	263
Kevin Jordan (1998)	263
7. Clint Bryant (1996)	262
8. Gabe Holt (2019)	261
9. Cory Raley (2016)	260
Gera Alvarez (2001)	260
Dion Ruecker (1996)	260

HITS

1. Matt Kastelic (1996)	114
2. Clint Bryant (1995)	109
3. Keith Ginter (1997)	106
4. Josh Jung (2018)	103
5. Josh Bard (1998)	101
6. Clint Bryant (1996)	100
7. Nick Blankenship (2001)	96
8. Cameron Blair (2004)	95
9. Josh Brady (2004)	94
Randy DuRoss (1995)	94

DOUBLES

1. Jason Landreth (1997)	29
2. Scott LeJeune (2010)	28
Josh Bard (1999)	28
Stubby Clapp (1996)	28
5. Hunter Hargrove (2017)	26
Clint Bryant (1996)	26
Grant Little (2018)	25
Roger Kieschnick (2007)	25
Brandon Toro (1997)	25
10. Tony Arnerich (2001)	24
Keith Ginter (1998)	24
Keith Ginter (1997)	24
Jason Totman (1995)	24
Clint Bryant (1995)	24

TRIPLES

1. Jason Rainey (2000)	9
2. Jamodrick McGruder (2012)	8
Jon Weber (1999)	8
Stubby Clapp (1996)	8
Ronnie Mattson (1975)	8
6. Jason Rainey (2001)	7
Jason Huth (1997)	7
Donald Harris (1989)	7
Donald Harris (1988)	7

HOME RUNS

1. Joe Dillon (1997)	33
2. John Grimes (1984)	24
3. Josh Brady (2004)	20
Dion Ruecker (1996)	20
5. Cameron Warren (2019)	18
Clint Bryant (1988)	18
Mike Humphreys (1988)	18
8. Zach Rheams (2018)	17
Roger Kieschnick (2008)	17
Cameron Blair (2005)	17
Josh Bard (1998)	17
Kevin Jordan (1998)	17
Keith Ginter (1998)	17
Keith Ginter (1997)	17
Dion Ruecker (1995)	17
Todd Howey (1984)	17

RBI

1. Clint Bryant (1996)	100
2. Clint Bryant (1995)	93
3. Josh Bard (1999)	92
4. Josh Brady (2004)	90
5. Joe Dillon (1997)	89
6. Jon Weber (1999)	84
Kevin Jordan (1998)	84
8. Dion Ruecker (1996)	82
9. Cameron Blair (2004)	81
10. Josh Jung (2018)	80

RUNS SCORED

1. Keith Ginter (1998)	97
Stubby Clapp (1996)	97
3. Keith Ginter (1997)	93
4. Clint Bryant (1995)	91
5. Clint Bryant (1996)	89
6. Ryan Ruiz (1999)	80
Joe Dillon (1997)	80
8. Randy DuRoss (1995)	79
9. Matt Kastelic (1996)	78
10. Jason Totman (1995)	77
Mike Humphreys (1988)	77

TOTAL BASES

1. Joe Dillon (1997)	215
2. Clint Bryant (1995)	189
3. Keith Ginter (1997)	185
4. Clint Bryant (1996)	184
5. Josh Brady (2004)	179
Dion Ruecker (1996)	179
7. Josh Bard (1998)	178
8. Kevin Jordan (1998)	174
9. Josh Jung (2018)	168
John Grimes (1984)	168

SLUGGING PERCENTAGE

1. Joe Dillon (1997)	.939
2. John Grimes (1984)	.853
3. Doug Ault (1972)	.778
4. Keith Ginter (1997)	.743
5. Mike Humphreys (1988)	.738
6. Clint Bryant (1995)	.733
7. Jon Weber (1999)	.723
Stacy Ragan (1987)	.723
9. Zach Rheams (2018)	.713
10. Greg May (1984)	.712

ON BASE PERCENTAGE

1. George Kilford (1993)	.600
2. Jason Totman (1995)	.560
3. Keith Ginter (1998)	.533
Mike Kinney (1993)	.533
5. Andy Gonzalez (1995)	.532
6. Keith Ginter (1997)	.529
7. Ryan Ruiz (1999)	.525
8. Stubby Clapp (1996)	.524
Doug Ault (1972)	.524
10. Clint Bryant (1995)	.516

WALKS

1. Keith Ginter (1998)	78
2. Stubby Clapp (1996)	66
3. Ryan Ruiz (1999)	59
4. Josh Jung (2019)	53
Jason Totman (1995)	53
6. Bryan Cowan (1976)	52
7. Keith Ginter (1997)	51
8. Clint Bryant (1995)	50
9. Jose Delgado (2004)	49
Scott Holzhauser (2000)	49

HIT BY PITCH

1. Nick Blankenship (2002)	28
2. Jamodrick McGruder (2011)	25
3. Eric Gutierrez (2016)	20
Eric Gutierrez (2013)	20
5. Eric Gutierrez (2014)	16
Cody Fuller (2004)	16
7. Cody Farhat (2018)	15
8. Cameron Warren (2018)	14
Brennan Moore (2012)	14
Cody Fuller (2005)	14

STOLEN BASES

1. Matt Kastelic (1996)	51
2. Matt Kastelic (1995)	46
3. Kent Blasingame (1992)	44
4. Jamodrick McGruder (2012)	39
5. Kerry Hodges (2001)	38
6. Marco Cunningham (1999)	37
Clint Bryant (1996)	37
Mike Kinney (1993)	37
9. Ryan Ruiz (1999)	35
10. Josh Brady (2004)	34

ERRORS

1. Cameron Blair (2005)	30
2. Clint Bryant (1995)	24
Tim Tadlock (1990)	24
4. T.J. Bruce (2003)	22
Shanon Hays (1990)	22
6. Kyle Martin (2006)	20
Clint Bryant (1996)	20
Clint Bryant (1994)	20
9. Darrin Glenn (1991)	19
10. Kevin Jordan (1998)	18
Dion Ruecker (1995)	18
Tim Tadlock (1991)	18

ASSISTS

1. Gera Alvarez (2001)	242
2. Michael Davis (2016)	237
3. Shaun Larkin (2000)	219
4. Dion Ruecker (1995)	214
5. Kelby Tomlinson (2011)	212
6. Gera Alvarez (2002)	200
7. Bryant Burleson (2014)	199
8. Joey Kenworthy (2010)	193
9. Orlando Garcia (2016)	189
10. Tim Proudfoot (2013)	188

GAMES PLAYED

1. Eric Gutierrez (2016)	67
Stephen Smith (2016)	67
3. Brian Klein (2019)	66
Cameron Warren (2019)	66
Michael Davis (2016)	66
Cory Raley (2016)	66
Eric Gutierrez (2014)	66
Bryant Burleson (2014)	66
9. Josh Jung (2018)	65
Grant Little (2018)	65
Gabe Holt (2018)	65
Tanner Gardner (2016)	65
Adam Kirsch (2014)	65
Dion Ruecker (1995)	65
Clint Bryant (1995)	65

GAMES STARTED

1. Eric Gutierrez (2016)	67
Stephen Smith (2016)	67
3. Brian Klein (2019)	66
Michael Davis (2016)	66
Eric Gutierrez (2014)	66
6. Cameron Warren (2019)	65
Josh Jung (2018)	65
Grant Little (2018)	65
Gabe Holt (2018)	65
Cory Raley (2016)	65
Adam Kirsch (2014)	65
Clint Bryant (1995)	65

*No averages, percentages and per-game single-season categories were eligible for single-season records in 2020 due to COVID-19.



CAREER BATTING RECORDS

BATTING AVERAGE

1. Doug Ault (1971-72)	.418
2. Jason Totman (1994-95)	.407
3. Keith Ginter (1997-98)	.399
4. Matt Kastelic (1995-96)	.389
5. Mike Humphreys (1985-88)	.382
6. Scooter Jordan (2002-03)	.375
Ryan Ruiz (1998-99)	.375
8. Brandon Buckley (1997-98)	.374
9. Clint Bryant (1993-96)	.371
10. John Vidales (1985-86)	.367

AT-BATS

1. Clint Bryant (1993-96)	918
2. Eric Gutierrez (2013-16)	873
3. Taylor Ashby (2007-10)	782
4. Michael Davis (2015-18)	763
5. Randy DuRoss (1992-95)	751
6. Josh Jung (2017-19)	747
7. Josh Bard (1997-99)	733
8. Joey Kenworthy (2007-10)	721
9. Scott LeJeune (2009-13)	705
Bryant Burleson (2012-15)	705

HITS

1. Clint Bryant (1993-96)	341
2. Josh Bard (1997-99)	268
3. Eric Gutierrez (2013-16)	264
4. Josh Jung (2017-19)	260
5. Randy DuRoss (1992-95)	235
6. Taylor Ashby (2007-10)	228
7. Roger Kieschnick (2006-08)	222
8. Mike Humphreys (1985-88)	221
9. Joey Kenworthy (2007-10)	218
10. Scott LeJeune (2009-13)	215

DOUBLES

1. Josh Bard (1997-99)	73
Clint Bryant (1993-96)	73
3. Eric Gutierrez (2013-16)	59
4. Scott LeJeune (2009-13)	58
5. Tyler Neslony (2013-16)	55
6. Josh Jung (2017-19)	54
Roger Kieschnick (2005-08)	54
8. Barrett Barnes (2010-12)	51
9. Michael Davis (2015-18)	50
10. Bryant Burleson (2012-15)	49

TRIPLES

1. Ronnie Mattson (1973-76)	18
2. Jeff Boydston (1988-92)	17
Gary Ashby (1974-77)	17
4. Jason Rainey (2000-01)	16
5. Jamodrick McGruder (2010-12)	15
6. Robin Harriss (1993-94)	14
Clint Bryant (1993-96)	14
Donald Harris (1988-89)	14
Jason Huth (1997-99)	14
Madison Edwards (2002-05)	14

HOME RUNS

1. Clint Bryant (1993-96)	44
2. Josh Bard (1997-99)	43
Joe Dillon (1996-97)	43
4. Mike Humphreys (1985-88)	41
5. Roger Kieschnick (2006-08)	39
6. Dion Ruecker (1995-96)	37
John Grimes (1982-85)	37
8. Eric Gutierrez (2013-16)	36
9. Keith Ginter (1997-98)	34
10. Josh Jung (2017-19)	33
Barrett Barnes (2010-12)	33

RBI

1. Clint Bryant (1993-96)	271
2. Josh Bard (1997-99)	232
3. Eric Gutierrez (2013-16)	193
4. Mike Humphreys (1985-88)	192
5. Josh Jung (2017-19)	181
6. Randy DuRoss (1992-95)	164
7. Roger Kieschnick (2006-08)	156
Joe Dillon (1996-97)	156
9. Dion Ruecker (1995-96)	150
10. Scott LeJeune (2009-13)	144

RUNS SCORED

1. Clint Bryant (1993-96)	271
3. Mike Humphreys (1985-88)	192
4. Keith Ginter (1997-98)	190
5. Josh Jung (2017-19)	189
6. Randy DuRoss (1992-95)	187
7. Eric Gutierrez (2013-16)	173
8. Barrett Barnes (2010-12)	171
9. Josh Bard (1997-99)	165
10. Cody Fuller (2002-05)	160
Kevin Lowery (1985-88)	160

TOTAL BASES

1. Clint Bryant (1993-96)	574
2. Josh Bard (1997-99)	478
3. Eric Gutierrez (2013-16)	441
4. Josh Jung (2017-19)	431
5. Roger Kieschnick (2006-08)	413
6. Mike Humphreys (1986-88)	392
7. Barrett Barnes (2010-12)	371
8. Randy DuRoss (1992-95)	356
9. Joe Dillon (1996-97)	352
10. Keith Ginter (1997-98)	347

SLUGGING PERCENTAGE

1. Jon Weber (1999)	.732
2. Keith Ginter (1997-98)	.726
3. Jason Landreth (1997-98)	.713
4. Joe Dillon (1996-97)	.710
5. John Grimes (1980-84)	.688
6. Mike Humphreys (1986-88)	.678
7. Kevin Jordan (1998-99)	.662
8. Josh Bard (1997-99)	.652
9. John Vidales (1984-86)	.649
10. Cameron Blair (2004-05)	.641

WALKS

1. Clint Bryant (1993-96)	140
2. Keith Ginter (1997-98)	129
3. Josh Jung (2017-19)	128
Eric Gutierrez (2013-16)	128
5. Stephen Smith (2014-16)	123
Randy DuRoss (1992-95)	123
7. Mike Humphreys (1986-88)	116
8. Bryan Cowan (1974-77)	115
9. Barrett Barnes (2010-12)	113
10. Jamodrick McGruder (2010-12)	110

STOLEN BASES

1. Matt Kastelic (1995-96)	97
2. Jamodrick McGruder (2010-12)	90
3. Jeff Boydston (1988-92)	86
4. Cody Fuller (2002-05)	83
5. Clint Bryant (1993-96)	73
Kent Blassingame (1991-92)	73
7. Willie Rueda (2006-09)	59
8. Gabe Holt (2017-19)	57
Ryan Ruiz (1998-99)	57
10. Keith Ginter (1997-98)	56

GAMES PLAYED

1. Eric Gutierrez (2013-16)	244
2. Clint Bryant (1993-96)	240
3. Taylor Ashby (2007-10)	216
4. Michael Davis (2015-18)	212
Madison Edwards (2002-05)	212
6. Bryant Burleson (2012-15)	205
7. Randy DuRoss (1992-95)	195
8. Joey Kenworthy (2007-10)	194
9. Cody Fuller (2002-05)	193
10. Josh Jung (2017-19)	191



APPEARANCES

1. Hayden Howard (2016)	35
2. Dane Haveman (2019)	34
3. Taylor Floyd (2019)	31
Parker Mushinski (2017)	31
James Leverton (2008)	31
6. Robert Dugger (2016)	30
John Neely (2011)	30
Blake McGinley (2001)	30
9. Jonny Drozd (2014)	28
Brad Ralston (1997)	28

WINS

1. Shane Wright (1998)	14
2. Brandon Roberson (2001)	13
3. Matt Miller (1996)	12
Mark Brandenburg (1991)	12
5. Chris Phillips (2001)	11
Jason Gooding (1997)	11
Matt Miller (1995)	11
Ryan Nye (1994)	11
9. Several with	10

INNINGS PITCHED

1. Shane Wright (1998)	152.2
2. Mark Brandenburg (1991)	147.1
3. Mark Brandenburg (1992)	146.0
4. Chris Phillips (2001)	137.1
5. Kevin Tracey (2000)	127.2
6. Shane Wright (1999)	126.0
7. Travis Driskill (1993)	120.2
8. Travis Smith (1995)	118.1
9. Brandon Roberson (2001)	116.1
10. Jason Gooding (1997)	116.0
Ryan Nye (1994)	116.0

ERA (min. 20.0 IP)

1. Corey Taylor (2015)	0.31
2. Ruben Garcia (1971)	0.74
3. Randy Prince (1973)	1.12
4. Steve Rowe (2002)	1.51
Jack Pierce (1969)	1.51
6. Steven Gingery (2017)	1.58
7. Kevin Kirk (1992)	1.61
8. Pat Abbott (1967)	1.65
9. John McMillon (2017)	1.75
10. Trey Masek (2013)	1.82

ERA (since 1974, aluminum bats - min. 20 IP)

1. Corey Taylor (2015)	0.31
2. Steve Rowe (2002)	1.51
3. Steven Gingery (2017)	1.58
4. Kevin Kirk (1992)	1.61
5. John McMillon (2017)	1.75
6. Trey Masek (2013)	1.82
7. Dylan Dusek (2014)	1.94
8. Duke von Schamann (2012)	2.08
9. Jonny Drozd (2014)	2.09
10. Parker Mushinski (2017)	2.15

COMPLETE GAMES

1. Shane Wright (1998)	13
2. Mark Brandenburg (1992)	12
3. Kevin Tracey (2000)	10
4. Travis Driskill (1993)	9
Mark McDowell (1983)	9
Kyle Karenthold (1981)	9
7. Rodney Steph (1991)	8
Doug House (1977)	8
Ruben Garcia (1971)	8
10. Several with	7

SHUTOUTS

1. Ruben Garcia (1971)	5
2. Mark Brandenburg (1991)	4
Bubba Johnson (1990)	4
4. Jason Gooding (1997)	3

STRIKEOUTS

1. Monty Ward (1998)	151
2. Jason Gooding (1997)	137
3. Travis Driskill (1993)	120
4. Monty Ward (1997)	117
5. Shane Wright (1998)	116
Jimmy Frush (1996)	116
7. Matt Miller (1996)	113
Ruben Garcia (1971)	113
9. Ryan Nye (1994)	109
Ruben Garcia (1972)	109

WALKS ALLOWED

1. Mike Beiras (1988)	69
2. Rodney Steph (1989)	60
Clay Hollock (1986)	60
4. Mike Beiras (1987)	57
5. Matt Miller (1996)	56
6. Matt Miller (1995)	55
Lucio Chaidez (1990)	55
8. Rodney Steph (1988)	53
Randy Prince (1974)	53

HITS ALLOWED

1. Shane Wright (1998)	166
2. Kevin Tracey (2000)	156
3. Mark Brandenburg (1992)	145
4. Cory Metzler (2000)	144
5. Mark Brandenburg (1991)	143
6. Shane Wright (1999)	140
7. Chris Phillips (2001)	139
8. Travis Smith (1995)	137
9. Steve Gooch (2003)	120
10. Chris Phillips (2002)	118

EARNED RUNS ALLOWED

1. Clay Hollock (1984)	74
2. Cory Metzler (2000)	70
3. Rodney Steph (1989)	67
4. Chris Phillips (2001)	63
Mark Brandenburg (1991)	63
Mike Beiras (1987)	63
7. John Vidales (1986)	61
8. Mike Beiras (1988)	60
Craig Chapin (1986)	60
10. Kevin Tracey (2000)	59

GAMES STARTED

1. Nathan Fouts (2002)	19
2. Chris Phillips (2001)	18
Shane Wright (1998)	18
Mark Brandenburg (1992)	18
Mark Brandenburg (1991)	18
6. Caleb Kilian (2019)	17
Davis Martin (2018)	17
Chris Sadberry (2014)	17
Miles Morgan (2006)	17
Dallas Braden (2004)	17
Shane Wright (1999)	17
Matt Miller (1996)	17
Lucio Chaidez (1990)	17
Rodney Steph (1989)	17

LOSSES

1. Kyle Guerry (1989)	9
2. Steven Thomas (2004)	8
Lucio Chaidez (1990)	8
Bubba Johnson (1990)	8
5. Several with	7

SAVES

1. Chad Bettis (2010)	10
Brandon Roberson (1999)	10
3. Hayden Howard (2016)	9
4. Clayton Beeter (2019)	8
Steve Rowe (2002)	8
Blake McGinley (2001)	8
Tom Black (1976)	8
8. Dominic Moreno (2015)	7
John Neely (2011)	7
Chad Bettis (2009)	7
Kevin Tracey (2000)	7
Brad Ralston (1997)	7

WINNING PERCENTAGE (min. 10 decisions)

1. Jason Gooding (11-0/1997)	1.000
2. Shane Wright (14-1/1998)	.933
3. Steven Gingery (10-1/2017)	.909
Davis Martin (10-1/2016)	.909
5. John Neely (9-1/2011)	.900
Kevin Tracey (9-1/1999)	.900
7. Matt Miller (12-2/1996)	.857
8. Steve Rowe (10-2/2002)	.833
Shane Wright (10-2/1997)	.833
10. Brad Ralston (9-2/1999)	.818

WINNING PERCENTAGE (min. 4 decisions)

1. Jason Gooding (11-0/1997)	1.000
Dylan Dusek (8-0/2014)	1.000
Ryan Shetter (6-0/2018)	1.000
Caleb Kilian (6-0/2017)	1.000
Steve Rowe (6-0/2000)	1.000
David Therneau (6-0/1997)	1.000
Mark LePori (6-0/1976)	1.000
Connor Queen (4-0/2019)	1.000
Brian Boesiger (4-0/1989)	1.000
Lloyd Cummings (4-0/1975)	1.000
11. Shane Wright (14-1/1998)	.933

WILD PITCHES

1. Jason Gooding (1997)	13
Kevin Kirk (1991)	13
Lucio Chaidez (1990)	13
4. Micah Dallas (2019)	12
Chandler Eden (2016)	12
Miles Morgan (2006)	12
Rodney Steph (1989)	12
Khrist Segrist (1986)	12
9. Ryan Moseley (2014)	10
Brett Bruening (2010)	10
Kevin Kirk (1988)	10

*No averages, percentages and per-game single-season categories were eligible for single-season records in 2020 due to COVID-19.



CAREER PITCHING RECORDS

APPEARANCES

1. Steve Rowe (1999-02)	86
2. Brad Ralston (1996-99)	85
3. Jimmy Frush (1994-97)	82
4. Ben Flora (2009-12)	79
5. Zach Stewart (1996-99)	77
6. Brian Cloud (2006-09)	74
7. John McMillon (2017-20)	72
8. Jerad McCrummen (2011-13)	70
9. Parker Mushinski (2015-17)	69
10. Jeff Peck (1994-97)	66

WINS

1. Shane Wright (1997-99)	34
2. Matt Miller (1994-96)	25
3. Caleb Kilian (2017-19)	23
4. Steve Rowe (1999-02)	21
Jimmy Frush (1994-97)	21
Mark Brandenburg (1991-92)	21
Rodney Steph (1988-91)	21
Ruben Garcia (1970-72)	21
9. Monty Ward (1996-98)	20
10. Jeff Peck (1994-97)	19

INNINGS PITCHED

1. Shane Wright (1997-99)	368.2
2. Rodney Steph (1988-91)	335.0
3. Mark Brandenburg (1991-92)	292.1
4. Steve Gooch (2002-04)	271.0
5. Monty Ward (1996-98)	270.2
6. AJ Ramos (2006-09)	254.0
7. Matt Miller (1994-96)	239.2
8. Jimmy Frush (1994-97)	236.0
9. Brad Ralston (1996-99)	235.1
10. Ruben Garcia (1979-73)	231.1

ERA (min. 40 IP)

1. David Callerman (1966-67)	1.57
2. Ruben Garcia (1970-73)	2.06
3. Steven Gingery (2016-18)	2.23
J.J. Varney (1992-93)	2.23
5. Ryan Nye (1994)	2.25
6. Robert Dugger (2016)	2.67
Duke von Schamann (2011-12)	2.67
8. Jonny Drozd (2013-14)	2.75
9. Cameron Smith (2014-15)	2.81
Clayton Beeter (2019-20)	2.81
11. Connor Queen (2018-20)	2.89
12. Dylan Dusek (2014-18)	2.94

ERA (since 1974, aluminum bats - min. 40 IP)

1. Steven Gingery (2016-18)	2.23
J.J. Varney (1992-93)	2.23
3. Ryan Nye (1994)	2.25
4. Robert Dugger (2016)	2.67
Duke von Schamann (2011-12)	2.67
6. Jonny Drozd (2013-14)	2.75
7. Cameron Smith (2014-15)	2.81
Clayton Beeter (2019-20)	2.81
9. Connor Queen (2018-20)	2.89
10. Dylan Dusek (2014-18)	2.94
11. Dominic Moreno (2013-15)	2.97
12. Hayden Howard (2016)	2.98

COMPLETE GAMES

1. Shane Wright (1997-99)	24
2. Mark Brandenburg (1991-92)	16
3. Rodney Steph (1988-91)	15
4. Kevin Tracey (1999-00)	14
5. Doug House (1976-77)	13
Ruben Garcia (1970-73)	13
7. Mark McDowell (1980-83)	12
Jon Davidson (1974-75)	12
9. Chris Phillips (2001-02)	10
10. Matt Miller (1994-96)	9
Travis Smith (1994-95)	9
Travis Driskill (1991-93)	9
Kyle Farenthold (1980-81)	9
Randy Prince (1972-75)	9
Gary Washington (1969-72)	9

STRIKEOUTS

1. Monty Ward (1996-98)	356
2. Ruben Garcia (1970-73)	304
3. Shane Wright (1997-99)	281
4. Brad Ralston (1996-99)	263
5. Rodney Steph (1988-91)	246
6. AJ Ramos (2006-09)	241
7. Jimmy Frush (1994-97)	239
8. Matt Miller (1994-96)	213
9. Chad Bettis (2008-10)	208
10. Mark Brandenburg (1991-92)	194

WALKS

1. Rodney Steph (1988-91)	167
2. Clay Hollock (1984-86)	151
3. Matt Miller (1994-96)	138
4. AJ Ramos (2006-09)	132
5. Mike Beiras (1987-88)	126
6. Monty Ward (1996-98)	113
7. Brad Ralston (1996-99)	112
8. John McMillon (2017-20)	108
9. Kevin Kirk (1988-91)	107
10. Ruben Garcia (1970-73)	98

EARNED RUNS ALLOWED

1. Rodney Steph (1988-91)	180
2. AJ Ramos (2006-09)	156
3. Monty Ward (1996-98)	144
4. Shane Wright (1997-99)	140
5. Steve Gooch (2002-04)	136
6. Matt Miller (1994-96)	121
7. Jeff Peck (1994-97)	117
8. Brad Ralston (1996-99)	113
9. Chris Phillips (2001-02)	110
10. Cory Metzler (2000-01)	108

GAMES STARTED

1. Shane Wright (1997-99)	47
2. AJ Ramos (2006-09)	44
Rodney Steph (1988-91)	44
4. Monty Ward (1996-98)	41
5. Steve Gooch (2002-04)	39
6. Matt Miller (1994-96)	38
7. John Macatee (1990-93)	37
Ruben Garcia (1970-73)	37
9. Mark Brandenburg (1991-92)	36
10. Jeff Peck (1994-97)	33

LOSSES

1. Rodney Steph (1988-91)	21
2. AJ Ramos (2006-09)	16
3. Nathan Fouts (2002-03)	13
Kevin Kirk (1988-91)	13
5. Mike Beiras (1987-88)	12
Dominic Moreno (2013-15)	12
7. Mark Brandenburg (1991-92)	11
Clay Hollock (1984-86)	11
9. Several with	10

SAVES

1. Chad Bettis (2008-10)	17
2. Brad Ralston (1996-99)	14
3. Steve Rowe (1999-02)	10
Brandon Roberson (1999-01)	10
Dominic Moreno (2013-15)	10
6. Hayden Howard (2016)	9
John Neely (2010-12)	9
8. John McMillon (2017-20)	8
Clayton Beeter (2019-20)	8
Blake McGinley (2000-01)	8
Jimmy Frush (1994-97)	8
Tom Black (1976-77)	8

WINNING PERCENTAGE (at least 20 decisions)

1. Steve Rowe (1999-02)	21-3/.875
2. Shane Wright (1997-99)	34-7/.829
3. Caleb Kilian (2017-19)	23-6/.793
4. Matt Miller (1994-96)	25-7/.781
5. Jeff Peck (1994-97)	19-6/.760
6. Travis Smith (1994-95)	18-6/.750
Travis Driskill (1991-93)	15-5/.750
8. Jimmy Frush (1994-97)	21-8/.724
9. Brandon Roberson (1999-01)	16-7/.695
10. Kevin Tracey (1999-00)	18-8/.692
John Macatee (1990-93)	18-8/.692

WINNING PERCENTAGE (at least 10 decisions)

1. Jason Gooding (1997)	11-0/.1000
2. Steve Rowe (1999-02)	21-3/.875
3. Dylan Dusek (2014-18)	13-2/.867
4. Shane Wright (1997-99)	34-7/.829
5. Steven Gingery (2016-18)	14-3/.823
6. Kevin Hannah (1993-94)	9-2/.818
7. Caleb Kilian (2017-19)	23-6/.793
8. Corey Gerstner (2003-04)	11-3/.786
Ryan Brewer (1995-96)	11-3/.786
Ryan Nye (1994)	11-3/.786



GAMES

1.	67	2016
2.	66	2019
3.	66	2014
4.	65	2018
	65	1995
6.	64	2001
	64	1998
	64	1996
9.	62	2017
	62	2002
	62	2000

BATTING AVERAGE

1.	.358	1984
2.	.352	1997
3.	.347	1996
4.	.344	1998
	.344	1995
6.	.327	1986
7.	.324	1999
8.	.318	2001
9.	.317	2003
10.	.315	2006
	.315	2004

RUNS SCORED

1.	648	1996
2.	637	1997
3.	627	1995
4.	583	1998
5.	554	2004
6.	544	1999
7.	529	2018
8.	517	2001
9.	506	1984
10.	501	1986

HITS

1.	793	1998
2.	791	1996
3.	786	1995
4.	761	1997
5.	721	2001
6.	695	2018
7.	687	2019
8.	680	2004
9.	672	2002
10.	667	1999

AT-BATS

1.	2,308	1998
2.	2,299	2019
3.	2,283	1995
4.	2,280	2016
5.	2,277	1996
6.	2,266	2001
7.	2,249	2018
8.	2,202	2014
9.	2,174	2000
10.	2,165	1997

SINGLES

1.	515	1995
2.	499	1998
3.	487	1996
4.	479	2002
5.	478	2001
6.	468	2006
7.	466	2017
8.	460	2003
9.	457	2019
10.	447	2018

DOUBLES

1.	185	1997
2.	181	1996
3.	172	1998
4.	162	2010
	162	1995
6.	146	2016
7.	145	1999
8.	142	2018
9.	139	2004
10.	138	2001

TRIPLES

1.	31	2001
2.	30	1976
3.	28	1977
	28	1975
5.	27	1998
	27	1989
	27	1988
8.	26	2017
	26	2014
	26	1996
	26	1995

HOME RUNS

1.	108	1997
2.	107	1984
3.	97	1996
4.	95	1998
5.	85	2004
6.	83	1995
7.	82	2018
8.	81	1986
9.	80	1988
10.	74	2001

RBI

1.	584	1997
2.	578	1996
3.	572	1995
4.	516	1998
5.	512	2004
6.	492	2018
7.	490	2001
8.	484	1999
9.	453	2019
10.	452	1984

STOLEN BASES

1.	185	1996
2.	146	1998
	146	1995
4.	143	2004
5.	130	1997
6.	124	1999
7.	120	1992
8.	117	2001
9.	112	1993
10.	104	2003

BASE ON BALLS

1.	361	1995
2.	358	2019
3.	355	2018
4.	350	1996
5.	347	2016
6.	328	1999
7.	326	2000
8.	310	2002
	310	1991
10.	307	1993
	307	2004

STRIKEOUTS

1.	509	2019
2.	492	2016
3.	470	2018
4.	456	2017
5.	422	1998
6.	418	2011
7.	412	2004
8.	407	2013
9.	399	2000
10.	388	2015

TOTAL BASES

1.	1,316	1997
2.	1,315	1996
3.	1,304	1998
4.	1,249	1995
5.	1,143	2001
6.	1,131	2018
7.	1,126	1984
8.	1,124	2004
9.	1,083	2019
10.	1,046	1999

ON-BASE PERCENTAGE

1.	.479	1993
2.	.470	1984
3.	.444	1996
4.	.443	1995
5.	.438	1997
6.	.425	1986
7.	.422	1998

FEWEST ERRORS

1.	37	1987
2.	52	2014
	52	1992
4.	53	2017
5.	56	2013
6.	59	1982
7.	60	2019
8.	61	2008
9.	63	2007
10.	64	1988

ASSISTS

1.	845	2016
2.	809	2014
3.	753	2011
4.	752	2002
	752	2001
6.	707	2000
7.	704	1998
8.	700	1999
9.	698	1996
10.	689	2015

FIELDING PERCENTAGE

1.	.980	2014
2.	.978	2017
3.	.976	2019
4.	.974	2016
	.974	2013
6.	.973	1992
7.	.972	2018

WINS

1.	51	1995
2.	49	1996
3.	47	2016
4.	46	2019
	46	1997
6.	45	2018
	45	2017
	45	2014
9.	44	1998
10.	43	2001
	43	1993

LOSSES

1.	33	1985
2.	32	2009
3.	30	2013
	30	2008
5.	29	2010
	29	1990
7.	28	1987
8.	27	2007
9.	26	2012
	26	2000
	26	2006

SAVES

1.	22	2017
2.	21	2019
3.	20	2016
4.	19	2010
5.	16	2014
6.	15	2018
7.	12	2009
	12	2002
	12	1999
	12	1976

COMPLETE GAMES

1.	22	1992
2.	21	1998
	21	1993
4.	20	1994
5.	18	1977
6.	17	1981
7.	16	1996
	16	1988
	16	1976

ERA

1.	2.50	1967
2.	3.11	2014
3.	3.13	1971
4.	3.14	1970
5.	3.25	1973
6.	3.30	1994
7.	3.33	2015
8.	3.43	1992
9.	3.52	1993
10.	3.73	2017

INNINGS PITCHED

1.	594.1	2016
2.	590.2	2019
3.	571.0	2018
4.	587.2	2014
5.	567.2	1998
	567.2	1995
7.	562.1	2001
8.	560.2	1996
9.	553.1	2002
10.	553.0	2017

SHUTOUTS

1.	9	2014
2.	7	1990
3.	6	2013
4.	5	2018
	5	2016
	5	1992
	5	1995
8.	4	2019
	4	2015
	4	2001
	4	1994
	4	1993
	4	1986

FEWEST BASE ON BALLS

1.	97	1967
2.	103	1970
3.	114	1969
4.	138	1992
5.	145	1972
6.	147	2001
7.	148	1971
8.	149	1973
9.	157	2012
10.	160	2002

HIT-BY-PITCH

1.	76	2016
	76	2005
3.	74	2006
4.	71	2014
5.	71	2010
6.	68	2001
7.	67	2013
	67	2002
9.	64	2000
10.	63	2018

STRIKEOUTS

1.	632	2019
2.	589	1997
3.	565	2018
4.	559	2017
5.	558	1998
6.	499	1996
7.	478	1995
8.	444	2016
9.	442	2010
10.	435	1999

*2020 season omitted with only 19 games played due to COVID-19 Pandemic.



SEASON RECORDS - BIG 12 GAMES ONLY

BATTING AVERAGE

1. Austin Cranford (2001)449
2. Chaz Eiguren (1999)442
3. Josh Bard (1998)433
Keith Ginter (1997)433
5. Ryan Ruiz (1998)422
6. Joe Dillon (1997)413

AT-BATS

1. Nick Blankenship (2001) 134
2. Shaun Larkin (2000) 128
3. Scott Holzhauser (2000) 126
4. Chaz Eiguren (2000) 123
Kevin Jordan (1998) 123
6. Josh Bard (1998) 120

HITS

1. Josh Bard (1998) 52
2. Nick Blankenship (2001) 48
3. Marco Cunningham (2000) 42
4. Gabe Holt (2019) 41
5. Jamodrick McGruder (2010) 40
Austin Cranford (2001) 40
7. Willie Rueda (2008) 38
Ryan Ruiz (1998) 38
9. Josh Jung (2018) 37
Barrett Barnes (2010) 37
Scott LeJeune (2010) 37
Michael Reed (2010) 37

DOUBLES

1. Jason Landreth (1997) 16
2. Joe Dillon (1997) 15
3. Scott LeJeune (2010) 14
Brennan Burns (1998) 14
5. Keith Ginter (1998) 13
Brandon Toro (1997) 12
7. Josh Jung (2019) 11
Josh Bard (1997, 1998) 11
Keith Ginter (1997) 11
10. Brian Klein (2019) 10
Grant Little (2018) 10
Brian Klein (2018) 10
Tanner Gardner (2016) 10
Barrett Barnes (2010) 10

TRIPLES

1. Jake Barrios (2013) 4
Josh Haney (2004) 4
Jason Rainey (2000) 4
Jon Weber (1999) 4
5. Several with 3

HOME RUNS

1. Joe Dillon (1997) 15
2. Josh Bard (1998) 12
3. Cameron Blair (2005) 10
4. Kevin Jordan (1998) 9
5. Zach Rheams (2018) 8
Jeremy Mayo (2009) 8
Keith Ginter (1999) 8
8. Orlando Garcia (2017) 7
Eric Gutierrez (2016) 7
Barrett Barnes (2010) 7

RBI

1. Josh Bard (1999) 50
2. Joe Dillon (1997) 43
3. Grant Little (2018) 38
4. Josh Brady (2004) 36
5. Chris Richburg (2009) 35

RUNS SCORED

1. Keith Ginter (1997) 45
2. Joe Dillon (1997) 41
3. Jason Landreth (1997) 39
4. Barrett Barnes (2010) 34
Marco Cunningham (2000) 34
6. Josh Bard (1997) 32

TOTAL BASES

1. Joe Dillon (1997) 112
2. Josh Bard (1998) 98
3. Keith Ginter (1997) 96
4. Kevin Jordan (1998) 75
5. Brandon Toro (1997) 74
6. Nick Blankenship (2001) 73
7. Barrett Barnes (2010) 69

WALKS

1. Keith Ginter (1998) 33
2. Jason Landreth (1997) 31
3. Josh Jung (2019) 28
4. Barrett Barnes (2010) 24
Scooter Jordan (2002) 24
6. Jon Slack (2002) 22
Chad Landry (2001) 22
Marco Cunningham (2000) 22
9. Cameron Blair (2005) 21

HIT-BY-PITCH

1. Jamodrick McGruder (2011) 12
2. Nick Blankenship (2002) 9
3. Eric Gutierrez (2013) 8
Cody Fuller (2004) 8
5. Cody Farhat (2018) 6
Eric Gutierrez (2014) 6
Anthony Arnerich (2001) 6
Shaun Larkin (2000) 6

STOLEN BASES

1. Ryan Ruiz (1999) 17
2. Cody Fuller (2004) 16
3. Jamodrick McGruder (2010) 14
4. Brett Bell (2013) 13
Josh Brady (2004) 13
Cody Fuller (2003) 13
9. Willie Rueda (2008) 12
Gera Alvarez (2002) 13
Jason Rainey (2000) 13
9. Willie Rueda (2008) 12
Jon Slack (2002) 12
Kerry Hodges (2001) 12
Joe Dillon (1997) 12

GAMES PLAYED

1. Several with 30
2. Josh Bard (1999) 29
3. Several with 27

GAMES STARTED

1. Several with 30
2. Mark Austray (1998) 29
3. Jason Huth (1999) 28
Miles Durham (1998) 28
Kevin Jordan (1998) 28
6. Several with 27

ASSISTS

1. Gera Alvarez (2001) 119
2. Joel Buchenauer (2002) 93
Nick Blankenship (2002) 93
4. Bryon Smith (2003) 92
5. Tim Proudfoot (2013) 91
Kyle Martin (2006) 91
7. Kelby Tomlinson (2011) 90
Jesse Oliveras (1997) 90

ERRORS

1. Cameron Blair (2005) 15
2. T.J. Bruce (2003) 14
3. Kyle Martin (2006) 12
4. Joey Kenworthy (2010) 9
5. Joey Kenworthy (2009) 8
Kevin Tracey (2005) 8
Gera Alvarez (2001) 8
Byron Smith (2001) 8
Kevin Jordan (1999) 8

APPEARANCES

1. Blake McGinley (2001) 17
2. Brad Ralston (1997) 16
3. James Leverton (2008) 15
4. John Neely (2011) 14
Steve Rowe (2002) 14
6. Chad Bettis (2009) 13
Corey Gerstner (2004) 13
Jeff Karstens (2003) 13

WINS

1. Monty Ward (1998) 9
2. Brandon Roberson (2001) 8
3. Caleb Kilian (2019) 7
Corey Gerstner (2006) 7
Jason Gooding (1997) 7
Shane Wright (1997) 7
Jason Gooding (1997) 7
8. Caleb Kilian (2018) 6
Davis Martin (2016) 6
Chris Phillips (2003) 6
Kevin Tracey (2002) 6

INNINGS PITCHED

1. Shane Wright (1998) 84.2
2. Chris Phillips (2001) 82.1
3. Kevin Tracey (2000) 80.1
4. Jason Gooding (1997) 72.0
5. Brandon Roberson (2001) 70.2

ERA (min. 1 IP/team game played)

1. Corey Taylor (2015) 0.55
2. Dominic Moreno (2015) 1.09
3. Steven Gingery (2016) 1.85
4. Davis Martin (2016) 2.00
Steve Rowe (2002) 2.00
6. Trey Masek (2013) 2.25
7. Steven Gingery (2017) 2.32
8. Jonny Drozd (2014) 2.36
9. Corey Gerstner (2004) 2.60
10. Caleb Kilian (2019) 2.70

COMPLETE GAMES

1. Chris Phillips (2001) 7
2. Kevin Tracey (2002) 6
3. Jason Gooding (1997) 5
4. Brandon Roberson (2001) 4
Shane Wright (1999) 4
Shane Wright (1997) 4
7. Miles Morgan (2006) 3

STRIKEOUTS

1. Monty Ward (1998) 85
2. Jason Gooding (1997) 83
3. Miles Morgan (2006) 57
4. Brandon Roberson (2001) 56
5. Chad Bettis (2010) 55
Bobby Doran (2010) 55
7. Steven Gingery (2017) 54

WALKS ALLOWED

1. Jay Johnson (2010) 35
2. AJ Ramos (2008) 32
3. J.J. Newman (2000) 28
4. AJ Ramos (2007, 2009) 26
5. Nathan Fouts (2002) 23
Kevin Tracey (2000) 23
7. Ryan Moseley (2015) 22
Trey Masek (2011) 22
Michael McGowen (2004) 22

EARNED RUNS ALLOWED

1. Chad Bettis (2008) 44
2. Colt Hynes (2007) 38
AJ Ramos (2007) 38
Shane Wright (1999) 38
5. Jay Johnson (2010) 36
JJ Newman (2000) 36

GAMES STARTED (PITCHING)

1. Chris Phillips (2001) 10
AJ Ramos (2006) 10
Shane Wright (1999) 10
Shane Wright (1998) 10
Jason Gooding (1997) 10
6. Several with 9

LOSSES

1. John Neely (2012) 6
2. Chad Bettis (2008) 5
Nathan Karns (2008) 5
Miles Morgan (2006) 5
Colt Hynes (2007) 5
6. Several with 4

SAVES

1. Chad Bettis (2010) 7
2. Brad Ralston (1997) 6
Brandon Roberson (1999) 6
Steve Rowe (2002) 6
5. Kevin Tracey (2000) 5
6. Ryan Moseley (2016) 4
Blake McGinley (2001) 4
Chad Bettis (2009) 4
9. Clayton Beeter (2019) 3
Ryan Shetter (2018) 3
Hayden Howard (2016) 3
Jeff Karstens (2003) 3
Corey Gerstner (2004) 3
Dominic Moreno (2015) 3

WINNING PERCENTAGE (at least 7 dec.)

1. Caleb Kilian (2019) 7-0/1.000
1. Shane Wright (1998) 8-1/.888
2. Corey Gerstner (2004) 7-1/.875
3. Caleb Kilian (2018) 6-1/.857
3. Brandon Roberson (2001) 8-2/.800
4. Bobby Doran (2010) 5-2/.714
5. Chris Phillips (2001) 6-3/.666



BATTING AVERAGE

1. Joe Dillon (1996-97) _____ 413
2. Austin Cranford (2001-02) _____ 395
3. Josh Bard (1997-99) _____ 393
4. Cameron Blair (2004-05) _____ 374
5. Chaz Eiguren (1999-00) _____ 366
6. Tyler Neslony (2013-14) _____ 358
- Willie Rueda (2006-09) _____ 358
8. Grant Little (2017-18) _____ 351

AT-BATS

1. Taylor Ashby (2007-10) _____ 371
2. Eric Gutierrez (2013-16) _____ 350
- Joey Kenworthy (2007-10) _____ 350
4. Josh Bard (1997-99) _____ 346
5. Scott LeJeune (2009-13) _____ 332
6. Roger Kieschnick (2006-08) _____ 313
7. Bryant Burleson (2012-15) _____ 293
8. Barrett Barnes (2010-12) _____ 289
9. Jamodrick McGruder (2010-12) _____ 288
10. Josh Jung (2017-19) _____ 281

HITS

1. Eric Gutierrez (2013-16) _____ 109
2. Joey Kenworthy (2007-10) _____ 106
3. Taylor Ashby (2007-10) _____ 102
4. Scott LeJeune (2009-13) _____ 101
5. Willie Rueda (2006-09) _____ 100
6. Josh Jung (2017-19) _____ 98
7. Keith Ginter (1997-98) _____ 95
8. Jamodrick McGruder (2010-12) _____ 94
9. Bryant Burleson (2012-15) _____ 89
- Roger Kieschnick (2006-08) _____ 89
- Josh Bard (1997-99) _____ 89

DOUBLES

1. Josh Bard (1997-99) _____ 32
2. Scott LeJeune (2009-13) _____ 29
- Taylor Ashby (2007-10) _____ 24
- Joey Kenworthy (2007-10) _____ 24
5. Eric Gutierrez (2013-16) _____ 23
- Tyler Neslony (2013-16) _____ 23
- Keith Ginter (1997-98) _____ 23
- Jason Landreth (1997-98) _____ 23
9. Barrett Barnes (2010-12) _____ 22
10. Brian Klein (2017-20) _____ 21

TRIPLES

1. Josh Haney (2003-04) _____ 6
2. Jason Rainey (2000-01) _____ 5
3. Cody Farhat (2016-18) _____ 4
- Tanner Gardner (2015-17) _____ 4
- Stephen Smith (2014-16) _____ 4
- Jake Barrios (2013) _____ 4
- Jamodrick McGruder (2010-12) _____ 4
- Willie Rueda (2008-09) _____ 4
- Madison Edwards (2002-05) _____ 4
- Scooter Jordan (2002-03) _____ 4
- Marco Cunningham (1999-00) _____ 4
- Jon Weber (1999) _____ 4
- Jason Huth (1997-99) _____ 4

HOME RUNS

1. Josh Bard (1997-99) _____ 31
2. Keith Ginter (1997-98) _____ 19
3. Cameron Blair (2004-05) _____ 18
4. Eric Gutierrez (2013-16) _____ 15
- Barrett Barnes (2010-12) _____ 15
- Joe Dillon (1997) _____ 15
7. Josh Jung (2017-19) _____ 14
- Roger Kieschnick (2006-08) _____ 14

RBI

1. Josh Bard (1997-99) _____ 151
2. Eric Gutierrez (2013-16) _____ 70
3. Josh Jung (2017-19) _____ 63
4. Scott LeJeune (2009-13) _____ 62
5. Keith Ginter (1997-98) _____ 57
6. Cameron Blair (2004-05) _____ 56
7. Grant Little (2017-18) _____ 54
- Chris Richburg (2005-09) _____ 54
9. Roger Kieschnick (2006-08) _____ 53
10. Taylor Ashby (2007-10) _____ 52

RUNS SCORED

1. Keith Ginter (1997-98) _____ 88
2. Josh Bard (1997-99) _____ 79
3. Barrett Barnes (2010-12) _____ 67
4. Josh Jung (2017-19) _____ 65
- Jason Landreth (1997-98) _____ 65
6. Eric Gutierrez (2013-16) _____ 63
- Marco Cunningham (1999-00) _____ 63
8. Michael Davis (2015-18) _____ 58
- Joey Kenworthy (2007-10) _____ 58
- Cameron Blair (2004-05) _____ 58

TOTAL BASES

1. Josh Bard (1997-99) _____ 263
2. Eric Gutierrez (2013-16) _____ 179
3. Keith Ginter (1997-98) _____ 178
4. Josh Jung (2017-19) _____ 176
5. Barrett Barnes (2010-12) _____ 160
6. Joey Kenworthy (2007-10) _____ 149
7. Roger Kieschnick (2006-08) _____ 148
8. Scott LeJeune (2009-13) _____ 146
9. Cameron Blair (2004-05) _____ 145
10. Stephen Smith (2014-16) _____ 137

WALKS

1. Josh Jung (2017-19) _____ 62
2. Barrett Barnes (2010-12) _____ 56
3. Keith Ginter (1997-98) _____ 54
4. Jason Landreth (1997-98) _____ 48
5. Eric Gutierrez (2013-16) _____ 47
- Madison Edwards (2002-05) _____ 47
7. Roger Kieschnick (2006-08) _____ 43
8. Marco Cunningham (1999-00) _____ 38
- Scott Holzhauser (1999-00) _____ 38

STOLEN BASES

1. Jamodrick McGruder (2010-12) _____ 32
2. Cody Fuller (2002-2005) _____ 31
3. Marco Cunningham (1999-00) _____ 27
4. Ryan Ruiz (1998-99) _____ 26
5. Willie Rueda (2006-09) _____ 21
6. Keith Ginter (1997-98) _____ 20
7. Barrett Barnes (2010-12) _____ 19

SLUGGING PERCENTAGE

1. Josh Bard (1997-99) _____ .784
2. Keith Ginter (1997-98) _____ .774
3. Cameron Blair (2004-05) _____ .732
4. Zach Rheams (2017-18) _____ .684
4. Austin Cranford (2001-02) _____ .632
5. Chaz Eiguren (1999-00) _____ .629
6. Barrett Barnes (2010-12) _____ .597
7. Grant Little (2017-18) _____ .596
8. Josh Jung (2017-19) _____ .591

GAMES PLAYED

1. Taylor Ashby (2007-10) _____ 102
2. Eric Gutierrez (2013-16) _____ 96
3. Madison Edwards (2002-05) _____ 91
4. Joey Kenworthy (2007-10) _____ 89
5. Scott LeJeune (2010-13) _____ 85
6. Michael Davis (2015-18) _____ 83
- Josh Bard (1997-99) _____ 83
- Bryant Burleson (2012-15) _____ 83
9. Roger Kieschnick (2006-08) _____ 79
10. Cody Fuller (2002-05) _____ 78
- Mark Austry (1998-00) _____ 78

ASSISTS

1. Tim Proudfoot (2012-15) _____ 261
2. Michael Davis (2015-18) _____ 254
3. Joey Kenworthy (2007-10) _____ 241
4. Bryant Burleson (2012-15) _____ 237
5. Jamodrick McGruder (2010-12) _____ 210
6. Gera Alvarez (2001-02) _____ 206
7. Willie Rueda (2006-09) _____ 200
8. Josh Jung (2017-19) _____ 165
9. Kyle Martin (2006-07) _____ 161
10. Orlando Garcia (2015-17) _____ 149

ERRORS

1. Cameron Blair (2004-05) _____ 21
2. Joey Kenworthy (2007-10) _____ 19
3. Kyle Martin (2006-07) _____ 18
4. Jamodrick McGruder (2010-12) _____ 17
5. Michael Davis (2015-18) _____ 15
6. TJ Bruce (2003) _____ 14
7. Tim Proudfoot (2012-15) _____ 14
8. Jason Huth (1997-99) _____ 12
- Bryant Burleson (2012-15) _____ 12

FIELDING PERCENTAGE

1. Zach Davis (2013-16) _____ 1.000
- Cory Raley (2015-16) _____ 1.000
3. Matt Smith (2006-07) _____ .996
4. Cameron Warren (2017-19) _____ .995
- Eric Gutierrez (2013-16) _____ .995
6. Chris Richburg (2005-09) _____ .994
7. Chad Landry (2000-01) _____ .993
- Josh Bard (1997-99) _____ .993
9. Hunter Hargrove (2015-17) _____ .992
10. Cooper Fouts (2003-05) _____ .991

APPEARANCES

1. Chad Bettis (2008-10) _____ 37
2. Steve Rowe (1999-02) _____ 35
3. Ben Flora (2009-12) _____ 33
- Shane Wright (1997-99) _____ 33
- AJ Ramos (2006-09) _____ 33
6. Brad Ralston (1996-99) _____ 32
7. Brian Cloud (2005-09) _____ 30
8. Jerad McCrummen (2011-13) _____ 29
- Blake McGinley (2000-01) _____ 29
- Zach Stewart (1996-99) _____ 29

WINS

1. Shane Wright (1997-99) _____ 20
2. Caleb Kilian (2017-19) _____ 17
3. Kevin Tracey (1999-00) _____ 12
4. Davis Martin (2016-18) _____ 9
- Chad Bettis (2008-10) _____ 9
- Brandon Roberson (1999-01) _____ 9
7. Corey Gerstner (2002-04) _____ 8
- Chris Phillips (2001-02) _____ 8
9. Steven Gingery (2016-17) _____ 7
- Trey Masek (2011-13) _____ 7
- Steve Rowe (1999-02) _____ 7
- Jason Gooding (1997) _____ 7
- AJ Ramos (2006-09) _____ 7
- Cameron Smith (2014-15) _____ 7

INNINGS PITCHED

1. Shane Wright (1997-99) _____ 216.2
2. AJ Ramos (2006-09) _____ 153.1
3. Chad Bettis (2008-10) _____ 141.2
4. Kevin Tracey (1999-00) _____ 135.2
5. Steve Gooch (2002-04) _____ 130.2
6. Chris Phillips (2001-02) _____ 120.1
7. Trey Masek (2011-13) _____ 112.0

ERA

1. Steven Gingery (2016-17) _____ 2.09
2. Caleb Kilian (2017-19) _____ 3.25
3. Duke von Schamann (2011-12) _____ 3.34
4. Jonny Drozd (2013-14) _____ 3.36
5. Davis Martin (2016-18) _____ 3.37
6. Dylan Dusek (2014-18) _____ 3.38
- Jose Quezada (2017-18) _____ 3.38
8. Kevin Tracey (1999-00) _____ 3.73
9. Johnathon Tripp (2013-14) _____ 3.74
10. Dominic Moreno (2013-14) _____ 3.79

COMPLETE GAMES

1. Shane Wright (1997-99) _____ 16
2. Kevin Tracey (1999-00) _____ 9
3. Chris Phillips (2001-02) _____ 7
4. Jason Gooding (1997) _____ 5
5. Brandon Roberson (1999-01) _____ 4

STRIKEOUTS

1. Shane Wright (1997-99) _____ 172
2. AJ Ramos (2006-09) _____ 140
3. Monty Ward (1996-98) _____ 133
4. Chad Bettis (2008-10) _____ 119
5. Brad Ralston (1997-99) _____ 98
6. Caleb Kilian (2017-19) _____ 92
- Steven Gingery (2016-17) _____ 92

WALKS ALLOWED

1. AJ Ramos (2006-09) _____ 97
2. Chad Bettis (2008-10) _____ 63
3. Monty Ward (1996-98) _____ 55
4. Ryan Moseley (2014-16) _____ 50
5. Trey Masek (2011-13) _____ 48
6. Kevin Tracey (1999-00) _____ 44
7. Nathan Fouts (2002-03) _____ 40

EARNED RUNS ALLOWED

1. AJ Ramos (2006-09) _____ 116
2. Chad Bettis (2008-10) _____ 89
3. Monty Ward (1997-98) _____ 82
4. Cory Metzler (2000-01) _____ 63
- Brad Ralston (1996-99) _____ 63
6. Chris Phillips (2001-02) _____ 60
- Kevin Tracey (1999-00) _____ 60
8. Steve Gooch (2002-04) _____ 57
9. Trey Masek (2011-13) _____ 54
10. Brian Cloud (2006-09) _____ 50

GAMES STARTED (PITCHING)

1. AJ Ramos (2006-09) _____ 28
2. Shane Wright (1997-99) _____ 27
3. Trey Masek (2011-13) _____ 19
4. Steve Gooch (2002-04) _____ 18
- Kevin Tracey (1999-00) _____ 18
- Monty Ward (1996-98) _____ 18
7. Davis Martin (2016-18) _____ 17
- Chris Phillips (2001-02) _____ 17
9. Steven Gingery (2016-17) _____ 16
10. Caleb Kilian (2017-19) _____ 15

LOSSES

1. Ryan Moseley (2014-16) _____ 9
2. John Neely (2010-12) _____ 8
- Chad Bettis (2008-10) _____ 8
- Nathan Fouts (2002-03) _____ 8
5. AJ Ramos (2006-09) _____ 7
- Cott Hynes (2006-07) _____ 7
- Aaron Odom (2006-07) _____ 7
8. Steve Gooch (2002-04) _____ 6
- Monty Ward (1996-98) _____ 6
10. 5 with _____ 5

SAVES

1. Chad Bettis (2008-10) _____ 11
2. Brad Ralston (1997-99) _____ 8
3. Steve Rowe (1999-02) _____ 7
4. Brandon Roberson (1999-01) _____ 6
5. Kevin Tracey (1999-00) _____ 5
- Dominic Moreno (2013-15) _____ 5

WINNING PERCENTAGE (at least 15 dec.)

1. Caleb Kilian (2017-19) _____ .944
2. Shane Wright (1997-99) _____ .800
3. Kevin Tracey (1999-00) _____ .750
4. Brandon Roberson (1999-01) _____ .692
5. Brad Ralston (1996-99) _____ .666
6. Chris Phillips (2001-02) _____ .615



TEAM RECORDS - BIG 12 GAMES ONLY

BATTING AVERAGE

1.	.333	1997
2.	.330	1998
3.	.316	1999
4.	.310	2010, 2009
5.	.309	2018, 2017
6.	.308	2001
7.	.300	2016
8.	.298	2019
8.	.296	2005, 2002
9.	.294	2004

AT-BATS

1.	1,058	2000
2.	1,051	2001
3.	1,050	1998
4.	1,032	1997
5.	978	2010
6.	947	2009
7.	946	2002
8.	927	2011
9.	919	2003
10.	905	2005, 1999

HITS

1.	347	1998
2.	344	1997
3.	324	2001
4.	309	2000
5.	303	2010
6.	294	2009
7.	286	1999
8.	280	2002
9.	268	2005
10.	264	2004

DOUBLES

1.	87	1997
2.	83	2010
3.	77	1998
4.	60	2018, 2000
5.	57	2019, 2009
6.	56	2001
7.	55	1999
8.	53	2008
9.	50	2016, 2007
10.	45	2014, 2006

TRIPLES

1.	14	1998
2.	12	2000
3.	10	2017, 2004
4.	9	2016, 2002, 1999, 1997
5.	8	2011, 2006
6.	7	2018, 2015, 2009, 2001
7.	6	2011
8.	5	2019, 2013
9.	4	2014, 2010, 2008, 2005, 2003

HOME RUNS

1.	54	1997
2.	44	1998
3.	39	2001
4.	33	2018
5.	32	2010, 1999
6.	28	2017, 2004
7.	26	2000
8.	24	2002
9.	22	2016, 2009, 2007
10.	21	2006

RBI

1.	261	1997
2.	203	1998
3.	188	2018, 2000, 1999
4.	184	2004
5.	183	2001
6.	176	2010
7.	158	2009
8.	154	2002
9.	150	2019
9.	149	2016

RUNS

1.	279	1997
2.	235	1998
3.	213	2009
4.	209	2000
5.	207	1999
6.	203	2018
7.	201	2001
8.	194	2004
9.	187	2010
10.	170	2002

TOTAL BASES

1.	611	1997
2.	584	1998
3.	511	2001
4.	490	2010
5.	471	2000
6.	455	1999
7.	436	2018
8.	431	2009
9.	412	2002
10.	410	2004

ON-BASE PERCENTAGE

1.	.424	1997
2.	.407	2018
3.	.406	1998
4.	.402	1999
5.	.401	2019
6.	.396	2016
7.	.390	2004, 2002
8.	.389	2001
9.	.388	2017, 2010
10.	.383	2009

BASE ON BALLS

1.	148	2000
2.	141	1997
3.	131	2019, 2009
4.	125	2018, 2002
5.	122	1998
6.	120	2008, 2004, 1999
7.	113	2016
8.	110	2011
9.	105	2005
10.	102	2001

STRIKEOUTS

1.	213	2007
2.	212	2011
3.	211	1998
4.	195	1997
5.	194	2008, 2000
6.	192	2019
7.	190	2009
8.	183	2004, 2002, 2001
9.	182	2013, 2005
10.	181	2010

STOLEN BASES

1.	66	2004
2.	52	1998
3.	53	1999
4.	51	1997
5.	47	2003
6.	38	2010
7.	37	2005, 2000
8.	36	2002
9.	34	2011, 2001
10.	32	2008

ASSISTS

1.	356	2001
2.	346	2011
3.	326	1997
4.	322	2015
5.	320	2002
6.	318	1998
7.	305	2009
8.	304	2013
9.	299	2010
10.	294	2012

ERRORS

1.	51	1998
2.	49	2005
3.	40	2009
4.	38	2003
5.	37	2010
6.	33	1997
7.	32	2012, 2002
8.	31	2006, 2004
9.	30	2011, 2007
10.	29	2018

FIELDING PERCENTAGE

1.	.983	2019, 2008
2.	.982	2016
3.	.981	2001
4.	.980	2014, 1999
5.	.973	2017, 2015, 2013
6.	.972	2011
7.	.971	1997
8.	.970	2002
9.	.969	2006
10.	.968	2007

GAMES

1.	30	2001, 2000, 1997
2.	29	1998
3.	27	2011, 2010, 2009, 2008, 2002
4.	26	2007, 2006, 2004, 2003, 1999
5.	25	2005
6.	24	2012-2018

WINS

1.	23	1997
2.	19	2016, 2001
3.	18	2000, 1999, 1998
4.	17	2004
5.	16	2019, 2017, 2002
6.	15	2018
7.	14	2014
8.	13	2015, 2010
9.	12	2011, 2009
10.	9	2013, 2006, 2005

LOSSES

1.	18	2008, 2007, 2003
2.	17	2012
3.	16	2006, 2005
4.	15	2013, 2011, 2009
5.	14	2010
6.	12	2000
7.	11	2015, 2002, 1998
8.	10	2014, 2001
9.	9	2018, 2004
10.	8	2019, 2017, 1999

SAVES

1.	11	2017
2.	10	2016
3.	8	1999
4.	7	2010, 2002
5.	6	2004
6.	5	2018, 2001, 2000, 1998, 1997
7.	4	2019, 2013, 2011, 2009, 2005
8.	3	2015, 2014, 2008, 2003
9.	1	2012, 2007, 2006

INNINGS PITCHED

1.	266.2	2000
2.	262.2	2001
3.	258.2	1998
4.	257.1	1997
5.	243.2	2002
6.	238.0	2011
6.	238.0	2010
8.	235.2	2008
9.	231.0	2009
10.	229.0	2004

ERA

1.	3.21	2015
2.	3.45	2019
3.	3.61	2017
4.	4.07	2016
5.	4.09	2014
6.	4.21	2002, 2001
7.	4.51	1997
8.	4.57	2012
9.	4.69	1999
10.	4.80	2006

COMPLETE GAMES

1.	13	1998
2.	11	2001
3.	9	1999, 1997
4.	8	2000
5.	5	2006
6.	3	2003, 2002
7.	2	2018, 2012, 2009, 2007, 2005, 2004

SHUTOUTS

1.	5	2006
2.	3	1997
3.	2	2019, 2016, 2002, 2001, 1999
4.	1	9 seasons

STRIKEOUTS

1.	266	1997
2.	259	1998
3.	232	2019
4.	221	2010
5.	214	2017
6.	213	2018
7.	190	2009
8.	184	2008
9.	182	2013
10.	181	1999

BASE ON BALLS

1.	138	2010, 2008
2.	131	2009
3.	126	2018
4.	119	2005
5.	105	2017
6.	103	2011
7.	100	2007, 2000
8.	97	2019, 2015
9.	89	2016
10.	88	2004

HIT-BY-PITCH

1.	39	2011
2.	38	2014, 2006
3.	34	2008, 2005
4.	31	2010
5.	30	2012
6.	29	2007, 2001
7.	26	2013, 2000
8.	25	2017, 2015
9.	22	2009
10.	20	2016

*2020 season omitted with only 19 games played due to COVID-19 Pandemic.



CATCHER

Batting Average

Josh Bard	1998	.383
Matt Smith	2006	.377
Willie Durazo	2002	.361

At-Bats

Josh Bard	1998	264
Tony Arnerich	2001	250
Josh Bard	1999	238

Runs

David Lindstrom	1996	63
Tony Arnerich	2001	60
Josh Bard	1997	60

Hits

Josh Bard	1998	101
Josh Bard	1999	84
Josh Bard	1997	83

Doubles

Josh Bard	1999	28
Tony Arnerich	2001	24
Josh Bard	1997	23

Triples

Tony Arnerich	2001	3
S. Leimgruber	1977	3
Tony Tijerina	1990	3

Home Runs

Josh Bard	1998	17
David Lindstrom	1996	16
Josh Bard	1997	13

RBI

Josh Bard	1999	92
Josh Bard	1998	71
Josh Bard	1997	69

FIRST BASE

Batting Average

Doug Ault	1972	.475
John Grimes	1984	.406
Joe Dillon	1997	.393

At-Bats

Joe Dillon	1996	267
Josh Brady	2004	260
Hunter Hargrove	2017	245
Eric Gutierrez	2014	245

Runs

Joe Dillon	1997	80
Randy DuRoss	1995	79
Barrett Barnes	2010	71

Hits

Josh Brady	2004	94
Randy DuRoss	1995	94
Joe Dillon	1997	90

Doubles

Hunter Hargrove	2017	26
Joe Dillon	1997	20

Triples

Greg Kobza	1989	7
Clint Bryant	1993	6
Gary Ashby	1977	6

Home Runs

Joe Dillon	1997	33
John Grimes	1984	24
Josh Brady	2004	20

RBI

Josh Brady	2004	90
Joe Dillon	1997	89
Cameron Warren	2019	79
John Grimes	1984	79

SECOND BASE

Batting Average

Jason Totman	1995	.435
Keith Ginter	1997	.426
Jason Totman	1994	.372

At-Bats

Gabe Holt	2018	270
Shaun Larkin	2000	259
Brian Klein	2019	257

Runs

Keith Ginter	1998	97
Stubby Clapp	1996	97
Keith Ginter	1997	93

Hits

Keith Ginter	1997	106
Gabe Holt	2018	94
Jason Totman	1995	93

Doubles

Stubby Clapp	1996	28
Keith Ginter	1998	24
Jason Totman	1995	24

Triples

Jamodrick McGruder	2012	8
Stubby Clapp	1996	8
Jason Totman	1995	5
Trey Forkerway	1992	5

Home Runs

Keith Ginter	1998	17
Keith Ginter	1997	17

RBI

Keith Ginter	1997	77
Brian Klein	2019	57
Keith Ginter	1998	55

SHORTSTOP

Batting Average

Ronnie Mattson	1976	.389
Tommy Dobyms	1984	.388
Cameron Blair	2004	.371

At-Bats

Gera Alvarez	2001	260
Dion Ruecker	1996	260
Dion Ruecker	1995	257

Runs

Scott Holzhauser	2000	72
Dion Ruecker	1996	69
Josh Jung	2019	65
Cameron Blair	2004	65

Hits

Cameron Blair	2004	95
Dion Ruecker	1996	91
Gera Alvarez	2001	88

Doubles

Josh Jung	2019	23
Cameron Blair	2004	23
Dion Ruecker	1996	22

Triples

Ronnie Mattson	1975	8
Jason Huth	1998	6
Ernie Helweg	1977	6

Home Runs

Dion Ruecker	1996	20
Cameron Blair	2005	17
Dion Ruecker	1995	17

RBI

Dion Ruecker	1996	82
Cameron Blair	2004	81
Dion Ruecker	1995	68

THIRD BASE

Batting Average

Clint Bryant	1995	.422
Josh Jung	2018	.392
Clint Bryant	1996	.382

At-Bats

N. Blankenship	2001	272
Josh Jung	2018	263
Kevin Jordan	1998	263

Runs

Clint Bryant	1995	91
Clint Bryant	1996	89
Josh Jung	2018	69

Hits

Clint Bryant	1995	109
Clint Bryant	1996	100
Josh Jung	2018	103

Doubles

Clint Bryant	1996	26
Clint Bryant	1995	24
Josh Haney	2004	23

Triples

Jason Huth	1997	7
Josh Jung	2018	6
Josh Haney	2004	5

Home Runs

Clint Bryant	1996	18
Kevin Jordan	1998	17
Clint Bryant	1995	16

RBI

Clint Bryant	1996	100
Clint Bryant	1995	93
Kevin Jordan	1998	84

OUTFIELD

Batting Average

Matt Kastelic	1996	.424
Mike Humphreys	1988	.409
Ryan Ruiz	1998	.388

At-Bats

Stephen Smith	2016	272
Matt Kastelic	1996	269
Gabe Holt	2019	261

Runs

Ryan Ruiz	1999	80
Matt Kastelic	1996	78
Mike Humphreys	1988	77

Hits

Matt Kastelic	1996	114
Grant Little	2018	91
Tanner Gardner	2016	89
Matt Kastelic	1995	89

Doubles

Jason Landreth	1997	29
Roger Kieschnick	2007	25
Grant Little	2018	25
Brandon Toro	1997	25

Triples

Jason Rainey	2000	9
Jon Weber	1999	8
Donald Harris	1988	7

Home Runs

Mike Humphreys	1988	18
Roger Kieschnick	2008	17
Todd Howey	1984	17

RBI

Jon Weber	1999	84
Grant Little	2018	77
Mike Humphreys	1988	73

DESIGNATED HITTER

Batting Average

Andy Gonzales	1995	.427
Austin Cranford	2001	.387
Chaz Eiguren	2000	.374

At-Bats

Cory Raley	2016	260
Chaz Eiguren	2000	243
Scott LeJeune	2010	229

Runs

Chaz Eiguren	2000	60
Cory Raley	2016	59
Brandon Welch	1995	56

Hits

Chaz Eiguren	2000	91
Cory Raley	2016	84
Scott LeJeune	2010	74

Doubles

Scott LeJeune	2010	28
Brennan Burns	1998	23
Adam Kirsch	2014	21

Triples

Adam Kirsch	2014	3
Mark Johnston	1977	3
Mark Johnston	1976	3

Home Runs

Zach Rheams	2018	17
Mark Helms	1988	15
N. Blankenship	2002	14

RBI

Chaz Eiguren	2000	76
John Vidales	1986	70
Brandon Welch	1995	65

(Note: minimum 100 at-bats; several players played different positions - players are listed at the position they led the team in starts.)



2021 RECORD BOOK

DAN LAW FIELD AT RIP GRIFFIN PARK RECORDS



DAN LAW FIELD AT RIP GRIFFIN PARK RECORDS



MISCELLANEOUS

All-Time Record (9 years - 2012-20)	211-63
Most Games	37 (2014, 2019)
Most Wins	33 (2014)
Most Losses	11 (2012)
Winning Percentage	.892, 33-4 (2014)*
Longest Winning Streak	16 games (April 8-June 8, 2014)
Longest Winning Streak (Big 12)	9 games (April 11-May 17, 2014)
Longest Losing Streak	4 games (April 25-29, 2015)
Longest Losing Streak (Big 12)	3 games (March 24-Apr. 5, 2012)
Longest Homestand	10 games (April 3-18, 2012)
Extra-Inning Games in a Season	5 (2015)
3-Hour Plus Games in a Season	31 (2019)

Margin of Victory 21, Houston Baptist (3) at #3 Texas Tech (24) (7) (Feb. 15, 2020)
 Margin of Defeat 17, Texas (17) at #7 Texas Tech (1) (April 24, 2016)

LONGEST GAMES (Innings)

Longest Game (Innings) <u>16</u> inn., Abilene Christian (5) at #5 Texas Tech (6) (March 3, 2015)
14 inn., TCU (3) at #8 Texas Tech (1) (May 16, 2019)
14 inn., #25 Texas (6) at Texas Tech (7) (April 6, 2012)
13 inn., #17 East Carolina (1) at #5 Texas Tech (3) (June 11, 2016)
12 inn., New Mexico State (3) at #13 Texas Tech (4) (March 10, 2015)
12 inn., Baylor (2) at #23 Texas Tech (3) (April 11, 2015)
12 inn., #12 Texas (5) at #24 Texas Tech (2) (March 30, 2014)
12 inn., New Mexico State (7) at #30 Texas Tech (8) (March 8, 2014)
12 inn., LaSalle (6) at Texas Tech (5) (Mar. 1, 2013)
12 inn., Houston (9) at Texas Tech (April 15, 2012)

LONGEST GAMES (Time)

Longest Game (Time) <u>4:56</u> , #17 East Carolina (1) at #5 Texas Tech (3) (13) (June 11, 2016)
4:43, TCU (3) at #8 Texas Tech (1) (14) (May 16, 2019)
4:42, Abilene Christian (5) at #5 Texas Tech (6) (March 3, 2015)
4:24, Oregon (11) at #3 Texas Tech (12) (Feb. 16, 2019)
4:19, Rice (6) at #2 Texas Tech (7) (11) (March 8, 2020)
4:16, #25 Texas (6) at Texas Tech (7) (April 6, 2012)
4:12, Oklahoma State (12) at #4 Texas Tech (10) (April 21, 2017)
4:12, Houston (9) at Texas Tech (10) (April 15, 2012)
4:11, #18 Baylor (11) at #16 Texas Tech (10) (11) (April 18, 2019)
4:06, Oregon (9) at #3 Texas Tech (4) (Feb. 15, 2019)
4:03, New Mexico State (3) at #13 Texas Tech (4) (March 10, 2015)
4:00, Kansas (9) at #11 Texas Tech (13) (April 7, 2019)
3:55, Sam Houston State (9) at #5 Texas Tech (8) (June 4, 2017)
3:54, New Mexico (7), at #30 Texas Tech (8) (March 8, 2014)
3:53, #12 Texas (5) at #24 Texas Tech (2) (March 28, 2014)
3:50, West Virginia (8) at #5 Texas Tech (7) (May 21, 2016)

FIRST-PITCH TEMPERATURES

Warmest First-Pitch Temp. <u>99°</u> , Baylor (7) at Texas Tech (1) (May 17, 2013)
Coldest First-Pitch Temp. <u>32°</u> , Houston Baptist (1) at Texas Tech (5) (Feb. 14, 2020)
Warmest February Temp. <u>87°</u> , #3 Indiana (2) at Texas Tech (6) (Feb. 15, 2014)
Warmest March Temp. <u>86°</u> , New Mexico State (7) at Texas Tech (6) (March 27, 2012)
Warmest April Temp. <u>90°</u> , Kansas State (7) at #30 Texas Tech (4) (April 12, 2014)
Warmest May Temp. <u>99°</u> , Baylor (7) at Texas Tech (1) (May 17, 2013)
Warmest June Temp. <u>101°</u> , New Mexico State (2) at #9 Texas Tech (9) (June 1, 2018)
Coldest February Temp. <u>32°</u> , Houston Baptist (1) at Texas Tech (5) (Feb. 14, 2020)
Coldest March Temp. <u>45°</u> , UT Arlington (13) at Texas Tech (12) (March 10, 2013)
Coldest April Temp. <u>43°</u> , New Mexico State (1) at Texas Tech (6) (April 23, 2013)
Coldest May Temp. <u>63°</u> , West Virginia (1) at #5 Texas Tech (2) (May 19, 2016)
Coldest June Temp. <u>64°</u> , Oklahoma State (6) at #8 Texas Tech (8) (June 9, 2019)

* 2020 Home Winning Percentage: 1.000 - Season shortened due to COVID-19

- Dan Law Field at Rip Griffin Park was built prior to the 2012 season following a \$5 million renovation that included numerous changes to the original facility. Upgrades included, suites, press box, stadium club, outdoor club-level seating, shading structure that covers the center portion of the grandstands, 1,154 individual chair-back seats and a tensioned backstop netting. The first game played at Dan Law Field at Rip Griffin Park was a 4-1 victory by Texas Tech over #31 Missouri State on Feb. 17, 2012. The previous ballpark, Dan Law Field, was the home of Red Raider baseball from 1987-2011.

TOP 3-GAME SERIES ATTENDANCE

Series	Dates	Total	Average
1. #17 East Carolina	June 10-12, 2016	14,451	4,817
2. #9 Oklahoma State	June 7-9, 2019	14,347	4,782
3. Duke	June 9-11, 2018	14,110	4,703
4. #18 Texas	May 4-6, 2018	13,296	4,432
Kansas	May 18-20, 2017	13,296	4,432
#2 TCU	April 28-30, 2017	13,296	4,432
Oklahoma State	April 21-23, 2017	13,296	4,432
#29 Baylor	April 7-9, 2017	13,296	4,432
Texas	April 22-24, 2016	13,296	4,432
10. Oregon	February 15-17, 2019	12,855	4,285

TOP 2-GAME SERIES ATTENDANCE

Series	Dates	Total	Average
1. #16 College of Charleston	June 7-8, 2014	9,622	4,811
2. New Mexico State	March 10-11, 2015	6,661	3,331
3. Stetson	March 24-25, 2019	6,524	3,262
4. New Mexico State	March 1-2, 2016	6,375	3,188
5. Grand Canyon	April 28-29, 2015	6,239	3,120
6. Oral Roberts	March 17-18, 2015	6,233	3,117
7. Alabama A&M	March 13-14, 2012	5,924	2,962
8. New Mexico	April 17-18, 2012	5,030	2,515
9. Florida Gulf Coast	March 20-21, 2012	4,959	2,480
10. Stephen F. Austin	March 18-19, 2014	3,523	1,762

TOP ATTENDANCE MARKS

Opening Day	4,432 vs. Oregon (Feb. 15, 2019)
Day Game	4,818, vs. Duke (June 9, 2018)
Night Game	4,833, vs. #9 Oklahoma State (June 8, 2019)
Midweek Game	4,432, vs. #4 Arizona (March 7, 2017)

Series Opener	4,818, vs. Duke (June 9, 2018)
Middle Game	4,833, vs. #9 Oklahoma State (June 8, 2019)
Series Finale	4,817, vs. #16 East Carolina (June 12, 2016)
Total Attendance	144,339, 37 games (2019)
Average Attendance	4,143, 29 games (2017)
3,000 + Attendance Games in a Season	37 (2019)*
4,000 + Attendance Games in a Season	20 (2018)*
Consecutive 3,000+ attendances	89, April 7, 2017 - Present

Monday	4,732, 2x, vs. Sam Houston State (June 5, 2017)
Tuesday	4,432, vs. #4 Arizona (March 7, 2017)
Wednesday	3,327, vs. Oral Roberts (March 18, 2015)
Thursday	4,393, vs. #2 TCU (April 2, 2015)
Friday	4,817, vs. #17 East Carolina (June 10, 2016)
Saturday	4,833, vs. #9 Oklahoma State (June 8, 2019)
Sunday	4,818, vs. Duke (June 10, 2018)

TOP-17 ATTENDANCE MARKS - SINGLE GAME

Game	Date	Attendance	Result
1. #9 Oklahoma State	June 8, 2019	4,833	L, 5-6
2. Duke	June 9, 2018	4,818	W, 6-4
Duke	June 10, 2018	4,818	L, 2-11
4. #16 East Carolina	June 12, 2016	4,817	W, 11-0
#17 East Carolina	June 11, 2016	4,817	W, 3-1 (13)
#17 East Carolina	June 10, 2016	4,817	L, 6-8
7. #16 College of Charleston	June 8, 2014	4,811	W, 1-0
#16 College of Charleston	June 7, 2014	4,811	W, 1-0
9. #9 Oklahoma State	June 9, 2019	4,782	W, 8-6
10. #9 Oklahoma State	June 7, 2019	4,732	W, 8-6
Sam Houston State	June 5, 2017	4,732	L, 3-4
Sam Houston State	June 4, 2017	4,732	L, 8-9
Sam Houston State	June 3, 2017	4,732	W, 6-0
Delaware	June 2, 2017	4,732	W, 5-2
#17 Dallas Baptist	June 6, 2016	4,732	W, 5-3
Dallas Baptist	June 5, 2016	4,732	L, 6-10
New Mexico	June 4, 2016	4,732	W, 4-3
Fairfield	June 3, 2016	4,732	W, 12-1
19. Dallas Baptist	June 2, 2019	4,679	W, 3-0
20. Louisville	June 3, 2018	4,628	W, 11-6

YEARLY ATTENDANCE - NCAA RANKINGS

YEAR	DATES	TOTAL	RANK	AVERAGE	RANK	RECORD
2012	33	94,173	21st	2,853	21st	22-11
2013	29	73,299	26th	2,527	26th	19-10
2014	35	89,355	20th	2,553	29th	33-4
2015	27	98,969	17th	3,665	13th	20-10
2016	34	130,919	15th	3,851	15th	25-9
2017	29	120,173	15th	4,143	13th	23-6
2018	34	141,158	10th	4,152	13th	28-6
2019	37	144,339	10th	3,901	14th	30-7
2020	11	40,567	13th	3,688	13th	11-0
Totals	269	933,152		3,469		211-63



TEXAS TECH HOME FIELD FACTS

MAJOR RENOVATIONS TIMELINE:

2016 - Installed a new outfield padded fence, keeping the same dimensions to the walls the same & dropping the height of the fence to 7'-6"

2015 - Installed a new FieldTurf surface and replaced video board with an updated version that previously occupied Jones AT&T Stadium.

2012 - Became Dan Law Field at Rip Griffin Park. First game played at the renovated ballpark was on Feb. 17, 2012 when Texas Tech defeated No. 31 Missouri State 4-1 on Opening Day.

2011 - Announced plans for a \$5 million renovation from private donations with a new press box and suites and addition of a club level with outdoor seating. A new shading structure will cover the area in the center portion of the grandstand and will rise above the new suites and press box. Shading structure will be directly overhead 1,154 individual chair-back seats that will be installed for the first time in the history of the stadium.

2009 - Clubhouse renovations that include 67-inch, high definition television along with theater style seating, wireless Internet, individual seating at each locker and game tables.

2007 - FieldTurf installed

2004 - LED Video Board (15' X 20') installed.

2001 - Addition of a new clubhouse, outfield fence complete with major-league style bullpens, an interior brick facade and new exterior fence.

1999 - New infield turf installed

1996 - 14 luxury skyboxes installed

1994 - Original locker rooms built on first and third base side.

1993 - Message scoreboard added

1992 - Concession stand, ticket booth, restrooms installed

1990 - Formerly an all grass field saw installation of Astro Turf 8 to Dan Law Field infield.

1988 - Became Dan Law Field, lighting system installed, first night game ever played.

EVENTS HOSTED:

- NCAA Super Regionals: 2014, 2016, 2018, 2019

- Texas Tech's No. 8 national seed earned the Red Raiders a fourth Super Regional hosting bid, hosting Big 12 foe Oklahoma State. Rip Griffin Park sold out once again in under an hour as Red Raider fans Rip Griffin Park record with 4,833 for game two. Tech earned a pair of 8-6 wins in games one and three to secure its fourth trip to the College World Series in six years.

- Texas Tech hosted its third Super Regional in 2018 as the No. 9 national seed, squaring off with Duke. Red Raider Nation set two attendance marks for Dan Law Field at Rip Griffin Park, with a pair of crowds at 4,818. Tech won 6-4 in game one and 6-2 in game three to clinch its third trip to the College World Series in five years.

- Texas Tech's No. 5 national seed earned the Red Raiders their second Super Regional hosting bid in three years, welcoming in East Carolina. All three contests brought in record crowds of 4,817, the most ever at Dan Law Field at Rip Griffin Park. Tech picked up wins in game two, 3-1 in 13 innings, and game three, 11-0, to clinch its second trip to College World Series in three years.

- Texas Tech hosted its first Super Regional in 2014 on its way to the program's first appearance at the NCAA College World Series. Red Raider Nation sold out Rip Griffin Park in less than 40 minutes when tickets went on sale. Back-to-back days a sell-out crowd of 4,811 fans packed the ballpark as the Red Raiders won a pair of 1-0 shutouts over No. 16 College of Charleston to advance to Omaha for the first time in school history.

- NCAA Regionals: 1996, 1997, 1999, 2016, 2017, 2018, 2019

- Texas Tech is the only school in the country to host four straight NCAA Regionals from 2016-19.

- The 2019 Lubbock Regional hosted Florida, Dallas Baptist and Army at Dan Law Field at Rip Griffin Park. All three of Tech's games featured crowds above regular capacity with an average of 4,592 and a total of 13,776

- The 2018 Lubbock Regional welcomed Louisville, New Mexico State and Kent State at Dan Law Field at Rip Griffin Park. All three of Tech's games featured crowds above regular capacity with an average of 4,511 and a total of 13,532.

- The 2017 Lubbock Regional hosted Arizona, Sam Houston State and Delaware to Dan Law Field at Rip Griffin Park. All four of Tech's games featured sold out crowds of 4,732 for a total of 18,928.

- The 2016 Lubbock Regional welcomed in Fairfield, New Mexico and Dallas Baptist to Dan Law Field at Rip Griffin Park. All four of Tech's games featured sold out crowds of 4,732 for a total of 18,928.

- The 1999 four-team regional ranked sixth among the 16 regionals in attendance as the tournament drew 19,869 fans to see Texas Tech, Rice, Rutgers and Wisconsin-Milwaukee. The average attendance was 2,838 during the seven-game tournament.

- The 1997 regional drew 23,407 fans, averaging 2,304 fans per game.

- The 1996 regional saw Dan Law Field average 2,808 fans per game as Texas Tech hosted a six-team regional in Lubbock.

- Southwest Conference Tournament: 1996

- The SWC Tournament - a four-day event - hosted all seven SWC teams for the first time in history. The event saw 31,542 fans enter Dan Law Field, an average of 2,628 per game.

QUICK FACTS:

- All-Time Record (1926-2019): 1,133-508-5 (.688)

- Most Wins (Season): 33 (2014, 1993)

- Fewest Losses (Season): 1, 4 times... Most recent 1971 (16-1)

- Best Winning Percentage: .943 (1993, 33-2)

- First Game: 1926 (date unknown) - Daniel Baker 3, Texas Tech 3 (11 inn.)

- First Win: 1926 (date unknown) - Daniel Baker 11, Texas Tech 14

- First Game at Dan Law Field: February 19, 1988 - New Mexico Highlands 6, Texas Tech 7

- First Night Game: March 16, 1988 - Wichita State 2, Texas Tech 6

- First Game on "Astro-Turf 8": February 2, 1990 - New Mexico 6, Texas Tech 15

- First Game on FieldTurf: March 4, 2008 - Central Arkansas 6, Texas Tech 15

- First Game at Dan Law Field at Rip Griffin Park: February 17, 2012 - Missouri State 1 vs. Texas Tech 4

TOP-20 HOME GAMES

Rank	Opponent	Year	Attendance
1.	USC	1996	5,814
2.	Texas A&M	1997	5,298
3.	Fresno State	1996	5,212
4.	Texas	2000	5,124
5.	Texas A&M	1997	5,112
6.	Southwest Texas	1997	4,992
7.	Oklahoma State	1997	4,910
8.	Fresno State	1996	4,891
9.	Texas A&M	1997	4,864
10.	#9 Oklahoma State	2019	4,833
11.	Duke	2018	4,818
	Duke	2018	4,818
13.	East Carolina	2016	4,817
	East Carolina	2016	4,817
	East Carolina	2016	4,817
16.	Grand Canyon	1997	4,813
17.	College of Charleston	2014	4,811
	College of Charleston	2014	4,811
19.	Texas A&M	1999	4,787
20.	Oklahoma	2002	4,784

NCAA TOTAL ATTENDANCE RANKINGS

Year	Total	Average	National Rank
2019	144,339	3,901	10th
2018	141,158	4,152	10th
1999	130,233	3,947	6th
2016	130,919	3,851	15th
1998	126,434	3,831	3rd
2017	120,173	4,143	???
2000	103,251	3,330	6th
2015	98,969	3,665	17th
2004	98,934	2,748	T-19th
2003	97,810	2,716	15th
2002	94,599	2,866	14th
2012	94,173	2,853	21st
2011	91,432	2,771	25th
2014	89,355	2,553	20th
2006	80,786	2,606	21st
2010	77,249	2,491	26th
2001	75,342	2,691	20th
2013	73,299	2,527	26th
2005	73,236	2,350	24th
1996	72,007	2,483	13th

AVERAGE HOME ATTENDANCE

Year	Games	Total	Average
2018	34	141,158	4,152
2017	29	120,173	4,143
1999	33	130,233	3,947
2019	37	144,339	3,901
2016	34	130,919	3,851
1998	33	126,434	3,831
2020*	11	40,567	3,688
2015	27	98,969	3,665
2000	31	103,251	3,330
2002	33	94,599	2,866
2012	33	94,173	2,853
2011	33	91,432	2,771
2004	36	98,934	2,748
2003	36	97,810	2,716
2001	28	75,342	2,691
2006	31	80,786	2,606
2014	37	89,355	2,553
2013	29	73,299	2,527
2010	31	77,249	2,491
1996	29	72,007	2,483
2009	22	53,491	2,431
2005	32	75,221	2,350
2008	25	56,556	2,262
1997	31	65,803	2,123
2007	32	60,064	1,877
1995	32	37,920	1,185

TOP SERIES ATTENDANCE

TOP 4-GAME SERIES

Series	Year	Total	Average
Texas A&M	1996	15,209	3,802

TOP 3-GAME SERIES

Series	Year	Total	Average
Texas A&M	1997	15,274	5,091
East Carolina	2016	14,451	4,817

TOP 2-GAME SERIES

Series	Year	Total	Average
College of Charleston	2014	9,622	4,811

*2020 season shortened due to COVID-19 Pandemic



TEAM BATTING

Texas Tech

At-Bats	56	vs. TCU (May 16, 2019)
Runs	26	vs. Kansas State (April 14, 2018)
Hits	26	vs. Northern Colorado (Feb. 15, 2020)
Doubles	8	twice, vs. San Francisco (February 14, 2015)*
Triples	5	vs. New Mexico State (March 7, 2014)
Home Runs	7	vs. Houston Baptist (Feb. 15, 2020)
RBI	25	vs. Kansas State (April 14, 2018)
Total Bases	45	vs. Houston Baptist (Feb. 15, 2020)
Walks	14	vs. Northeastern (March 23, 2018)
Strikeouts	19	vs. TCU (May 16, 2019)
Stolen Bases	7	vs. Alabama A&M (March 13, 2012)
Hit-by-Pitch	8	vs. Maine (February 18, 2018)
Sacrifice Hits	4	3x, vs. #17 East Carolina (June 11, 2016)*
Sacrifice Flies	4	vs. Wichita State (March 10, 2019)
Left on Base	20	vs. Northern Colorado (Feb. 15, 2020)
Hit into Double Play	5	vs. Oral Roberts (Feb. 23, 2014)

Opponent

At-Bats	51	twice, vs. TCU (May 16, 2019)
Runs	17	vs. Texas (April 24, 2016)
Hits	19	twice vs. Rice (March 7, 2020)*
Doubles	6	3x, vs. Rice (March 7, 2020)*
Triples	2	6x, UTRGV (May 1, 2019)*
Home Runs	4	twice, vs. Texas (May 4, 2018)*
RBI	17	vs. Texas (April 24, 2016)
Total Bases	32	vs. Texas (May 4, 2018)
Walks	13	vs. Kansas (April 7, 2019)
Strikeouts	21	vs. TCU (May 16, 2019)
Stolen Bases	9	vs. Oregon (Feb. 15, 2019)
Hit-by-Pitch	7	vs. Kentucky (February 24, 2019)
Sacrifice Hits	4	twice, vs. #22 Cal State Fullerton (March 5, 2016)*
Sacrifice Flies	2	10x, vs. Oklahoma State (June 9, 2019)*
Left on Base	16	vs. New Mexico (April 11, 2017)
Hit into Double Play	5	vs. Oral Roberts (March 18, 2015)

Both Teams Combined

At-Bats	107	vs. TCU (May 16, 2019)
Runs	32	vs. Kansas State (April 14, 2018)
Hits	35	twice, vs. Rice (March 7, 2020)*
Doubles	11	vs. Rice (March 7, 2020)
Triples	5	vs. New Mexico State (March 7, 2014)
Home Runs	8	twice, vs. Houston Baptist (Feb. 15, 2020)*
RBI	31	vs. Kansas State (April 14, 2018)
Total Bases	62	vs. Wichita State (March 9, 2019)
Walks	21	twice, vs. Rice (March 8, 2020)*
Strikeouts	40	vs. TCU (May 16, 2019)
Stolen Bases	11	vs. Oregon (February 15, 2019)
Hit-by-Pitch	8	twice, vs. Kentucky (February 24, 2019)*
Sacrifice Hits	5	4x, vs. #22 Cal State Fullerton (March 5, 2016)*
Sacrifice Flies	4	vs. Wichita State (March 10, 2019)
Left on Base	29	vs. #17 East Carolina (June 11, 2016)
Hit into Double Play	7	vs. Oral Roberts (March 18, 2015)

* - Most recent

TEAM PITCHING

Texas Tech

Innings	16.0	vs. Abilene Christian (March 3, 2015)
Most Runs Allowed	17	vs. Texas (April 24, 2016)
Fewest Hits Allowed	1	twice, vs. Arkansas-Pine Bluff (March 25, 2014)*
Most Hits Allowed	19	vs. #25 Texas (April 7, 2012)
Walks	13	vs. Kansas (April 7, 2019)
Strikeouts	21	vs. TCU (May 16, 2019)
Wild Pitches	5	twice, vs. Wichita State (March 9, 2019)*
Hit Batters	7	vs. Kentucky (February 24, 2019)
Balks	2	twice, vs. California (Feb. 25, 2017)*
Home Runs Allowed	4	twice, vs. Texas (May 4, 2018)*
Pitches Thrown	240	vs. TCU (May 16, 2019)

Opponent

Innings	15.1	vs. Abilene Christian (March 3, 2015)
Most Runs Allowed	26	vs. Kansas State (April 14, 2018)
Fewest Hits Allowed	3	vs. West Virginia (May 19, 2016)
Most Hits Allowed	23	vs. Alabama A&M (March 14, 2012)
Walks	14	vs. Northeastern (March 23, 2018)
Strikeouts	19	vs. TCU (May 16, 2019)
Wild Pitches	5	vs. Northern Illinois (Feb. 15, 2013)
Hit Batters	8	vs. Maine (February 18, 2018)
Balks	3	vs. Maine (February 18, 2018)
Home Runs Allowed	6	vs. Wichita State (March 9, 2019)
Pitches Thrown	244	vs. Abilene Christian (March 3, 2015)

Both Teams Combined

Innings	31.1	vs. Abilene Christian (March 3, 2015)
Most Runs Allowed	32	vs. Kansas State (April 14, 2018)
Fewest Hits Allowed	7	vs. #31 Missouri State (Feb. 17, 2012)
Most Hits Allowed	35	twice, vs. Rice (March 7, 2020)*
Walks	21	twice, vs. Rice (March 7, 2020)*
Strikeouts	40	vs. TCU (May 16, 2019)
Wild Pitches	8	vs. Maine (February 18, 2018)
Balks	3	vs. Maine (February 18, 2018)
Home Runs Allowed	8	twice, vs. Houston Baptist (Feb. 15, 2020)*
Pitches Thrown	477	vs. Abilene Christian (March 3, 2015)

TEAM FIELDING

Texas Tech

Total Chances	74	vs. Abilene Christian (March 3, 2015)
Putouts	48	vs. Abilene Christian (March 3, 2015)
Assists	25	vs. Abilene Christian (March 3, 2015)
Errors	4	6x, vs. UTRGV (May 1, 2019)*
Double Plays	5	twice, vs. Milwaukee (Feb. 19, 2016)*

Opponent

Total Chances	63	vs. Abilene Christian (March 3, 2015)
Putouts	46	vs. Abilene Christian (March 3, 2015)
Assists	22	vs. West Virginia (May 15, 2014)
Errors	5	twice, vs. Oklahoma State (April 21, 2017)*
Double Plays	5	vs. Oral Roberts (Feb. 23, 2014)

Both Teams Combined

Total Chances	137	vs. Abilene Christian (March 3, 2015)
Putouts	94	vs. Abilene Christian (March 3, 2015)
Assists	47	vs. Abilene Christian (March 3, 2015)
Errors	9	vs. Alabama A&M (March 14, 2012)
Double Plays	7	vs. Oral Roberts (March 18, 2015)

* - Most recent



DAN LAW FIELD AT RIP GRIFFIN PARK RECORDS

INDIVIDUAL BATTING

Texas Tech

At-Bats _____ 7, 8x, Josh Jung vs. TCU (May 16, 2019)*
 Runs _____ 6, Brian Klein vs. Kansas State (April 13, 2018)
 Hits _____ 5, 4x, Dylan Neuse/Cal Conley, vs. Northern Colorado (Feb. 15, 2020)*
 Doubles _____ 3, 6x, Brian Klein vs. UNLV (March 4, 2020)*
 Triples _____ 2, Jamodrick McGruder, vs. #27 Oklahoma (March 23, 2012)
 Home Runs _____ 3, Nate Rombach vs. Houston Baptist (Feb. 15, 2020)
 RBI _____ 9, Grant Little vs. Kansas State (April 13, 2018)
 Total Bases _____ 12, Nate Rombach vs. Houston Baptist (Feb. 15, 2020)
 Walks _____ 4, 6x, Braxton Fulford vs. Southern (Feb. 26, 2020)*
 Strikeouts _____ 4, 4x, Max Marusak vs. Houston Baptist (Feb. 14, 2020)*
 Stolen Bases _____ 4, Zach Davis vs. New Mexico (March 22, 2016)
 Hit-by-Pitch _____ 4, Cameron Warren vs. Maine (February 18, 2018)
 Sacrifice Hits _____ 3, Anthony Lyons, vs. New Mexico State (March 6, 2014)
 Sacrifice Flies _____ 2, 4x, Braxton Fulford, vs. Wichita State (March 10, 2019)*

Opponent

At-Bats _____ 7, 3x, Jake Guenther (TCU) (May 16, 2019)*
 Runs _____ 4, twice, Jaxx Groshans (Kansas) (April 7, 2019)*
 Hits _____ 5, Kyle Isbel (UNLV) (March 28, 2016)
 Doubles _____ 3, Zach Marberry (Stephen F. Austin) (March 19, 2014)
 Triples _____ 1, 63 times
 Home Runs _____ 3, Aaron Dodson (#29 Baylor) (April 9, 2017)
 RBI _____ 6, Aaron Dodson (#29 Baylor) (April 9, 2017)
 Total Bases _____ 12, Aaron Dodson (#29 Baylor) (April 9, 2017)
 Walks _____ 4, twice, Jaxx Groshans (Kansas) (April 7, 2019)*
 Strikeouts _____ 5, Kyle Carroll (Abilene Christian) (March 3, 2015)
 Stolen Bases _____ 5, Jarrett Ford (FIU) (May 7, 2019)
 Hit-by-Pitch _____ 3, 3x, Ryan Shinn (Kentucky) (February 24, 2019)
 Sacrifice Hits _____ 2, 6x, Jacob Chappell (Oklahoma State) (April 21, 2017)*
 Sacrifice Flies _____ 2, Derek Odell (TCU) (March 29, 2013)

INDIVIDUAL PITCHING

Texas Tech

Innings _____ 9.0, 4x, Cameron Smith vs. #2 TCU (April 3, 2015)*
 Runs Allowed _____ 8, John Neely, vs. Missouri (April 27, 2012)
 Earned Runs Allowed _____ 8, John Neely, vs. Missouri (April 27, 2012)
 Hits Allowed _____ 11, twice, Jonny Drozd, vs. #12 Texas (March 29, 2014)*
 Fewest Hits Allowed (Starter - Min. 7 IP) _____ 1, 3x (7.0), Matt Withrow vs. Ark.-Pine Bluff (March 25, 2014)*
 Walks Allowed _____ 6, twice, John McMillon, vs. South Alabama (March 3, 2018)
 Strikeouts _____ 12, 4x, Clayton Beeter vs. Rice (March 6, 2020)*
 Wild Pitches _____ 3, 6x, Taylor Floyd vs. #9 Oklahoma State (June 8, 2019)*
 Hit Batters _____ 4, twice, Mason Montgomery vs. Kentucky (February 24, 2019)*
 Balks _____ 2, 2x, John McMillon vs. California (Feb. 25, 2017)*

Opponent

Innings _____ 9.0, 4x, Mark Robinette (#19 Oklahoma State) (May 5, 2013)*
 Runs Allowed _____ 16, Sanchez Tucker (Alabama A&M) (March 14, 2012)
 Earned Runs Allowed _____ 11, Sanchez Tucker (Alabama A&M) (March 14, 2012)
 Hits Allowed _____ 13, Sanchez Tucker (Alabama A&M) (March 14, 2012)
 Fewest Hits Allowed (Starter - Min. 7 IP) _____ 3 (7.0), Brennan Leitao (Sacramento State) (Feb. 25, 2015)
 Walks Allowed _____ 6, 13x, Blake Brogdon (Rice) (March 7, 2020)*
 Strikeouts _____ 13, Nick Lodolo (TCU) (May 16, 2019)
 Wild Pitches _____ 4, Jake Hermesen (Northern Illinois) (Feb. 25, 2012)
 Hit Batters _____ 4, twice, Solomon Klimeck (Houston Baptist) (Feb. 15, 2020)*
 Balks _____ 2, Connor Johnson (Maine) (February 18, 2018)

INDIVIDUAL FIELDING

Texas Tech

Putouts _____ 21, Eric Gutierrez vs. Abilene Christian (March 3, 2015)
 Assists _____ 9, Tim Proudfoot, vs. New Mexico (April 18, 2012)
 Errors _____ 3, Erikson Lanning, vs. UTRGV (May 1, 2019)

Opponent

Putouts _____ 20, Zach Humphreys (TCU) (May 16, 2019)
 Assists _____ 8, 2x, Ryan Cash (Oklahoma State) (April 22, 2017)*
 Errors _____ 3, twice, Ivan Gonzalez (West Virginia) (March 31, 2018)

* - Most recent



TEAM BATTING - BIG 12 SERIES

Texas Tech

Batting Average _____ .434 (46-for-106), vs. Oklahoma (April 25-27, 2014)
 At-Bats _____ 124, vs. K-State (April 13-15, 2018)
 Runs _____ 56, vs. K-State (April 13-15, 2018)
 Hits _____ 52, vs. K-State (April 13-15, 2018)
 Doubles _____ 14, vs. Kansas (May 18-20, 2017)
 Triples _____ 4, vs. Texas (April 22-24, 2016)
 Home Runs _____ 9, vs. K-State (April 13-15, 2018)
 RBI _____ 53, vs. K-State (April 13-15, 2018)
 Total Bases _____ 93, vs. K-State (April 13-15, 2018)
 Walks _____ 25, vs. K-State (April 13-15, 2018)
 Strikeouts _____ 29, vs. TCU (May 16-18, 2019)
 Stolen Bases _____ 7-of-8, vs. #18 Texas (May 4-6, 2018)
 Hit-by-Pitch _____ 7, vs. Oklahoma (March 24-26, 2016)
 Sacrifice Hits _____ 5, twice, vs. #9 Oklahoma State (April 24-26, 2015)*
 Sacrifice Flies _____ 3, 2x, vs. Kansas (May 18-20, 2017)
 Left on Base _____ 35, vs. TCU (May 16-18, 2019)
 Hit into Double Play _____ 7, vs. Oklahoma (April 25-27, 2014)

Opponent

Batting Average _____ .338 (44-for-130) (#12 Texas) (March 28-30, 2014)
 At-Bats _____ 130 (#12 Texas) (March 28-30, 2014)
 Runs _____ 30 (Texas) (April 22-24, 2016)
 Hits _____ 44 (#12 Texas) (March 28-30, 2014)
 Doubles _____ 10 (#18 Texas) (May 4-6, 2018)
 Triples _____ 3, twice (Kansas) (April 5-7, 2019)*
 Home Runs _____ 6 (#18 Texas) (May 4-6, 2018)
 RBI _____ 30 (Texas) (April 22-24, 2016)
 Total Bases _____ 63 (#18 Texas) (May 4-6, 2018)
 Walks _____ 23 (K-State) (April 13-15, 2018)
 Strikeouts _____ 46 (Oklahoma State) (April 26-28, 2019)
 Stolen Bases _____ 8-of-8 (#18 Texas) (May 4-6, 2018)
 Hit-by-Pitch _____ 7, vs. #9 Oklahoma State (April 24-26, 2015)
 Sacrifice Hits _____ 5 (#19 Oklahoma State) (May 3-5, 2013)
 Sacrifice Flies _____ 4, twice, (#18 Texas) (May 4-6, 2018)
 Left on Base _____ 42 (#12 Texas) (March 28-30, 2014)
 Hit into Double Play _____ 8 (Kansas) (March 27-29, 2015)

Both Teams Combined

Batting Average _____ .388 (78-for-201), vs. Oklahoma (April 25-27, 2014)
 Runs _____ 72, vs. K-State (April 13-15, 2018)
 Hits _____ 78, twice, vs. K-State (April 13-15, 2018)
 Doubles _____ 21, vs. Kansas (May 18-20, 2017)
 Triples _____ 6, 2x, vs. Oklahoma (April 25-27, 2014)
 Home Runs _____ 10, 3x, vs. #18 Baylor (April 18-20, 2019)
 RBI _____ 69, vs. K-State (April 13-15, 2018)
 Total Bases _____ 128, vs. K-State (April 13-15, 2018)
 Walks _____ 48, vs. K-State (April 13-15, 2018)
 Strikeouts _____ 74, vs. TCU (May 16-18, 2019)
 Stolen Bases _____ 15-for-16, vs. #18 Texas (May 4-6, 2018)
 Hit-by-Pitch _____ 10, twice, vs. Kansas State (April 11-13, 2014)*
 Sacrifice Hits _____ 8, vs. #9 Oklahoma State (April 24-26, 2015)
 Sacrifice Flies _____ 6, vs. Kansas (May 18-20, 2017)
 Left on Base _____ 70, vs. #12 Texas (March 28-30, 2014)
 Hit into Double Play _____ 11, vs. TCU (March 29-31, 2013)

* - Most recent

TEAM PITCHING - BIG 12 SERIES

Texas Tech

Innings _____ 32.0, twice, vs. TCU (May 16-18, 2019)
 Strikeouts _____ 45, vs. TCU (May 16-18, 2019)
 Balks _____ 3, vs. Baylor (May 16-18, 2013)
 Home Runs Allowed _____ 6, vs. #18 Texas (May 4-6, 2018)

Opponent

Innings _____ 31.2 (#25 Texas) (April 5-7, 2012)
 Strikeouts _____ 29 (TCU) (May 16-18, 2019)
 Balks _____ 3 (Kansas State) (April 11-13, 2014)
 Home Runs Allowed _____ 9, (K-State) (April 13-15, 2018)

Both Teams Combined

Innings _____ 63.0, vs. #25 Texas (April 5-7, 2012)
 Strikeouts _____ 74, vs. TCU (May 16-18, 2019)
 Balks _____ 3, twice, vs. Kansas State (April 11-13, 2014)*
 Home Runs Allowed _____ 10, 2x, Baylor (April 18-20, 2019)*

TEAM FIELDING - BIG 12 SERIES

Texas Tech

Total Chances _____ 144, vs. #25 Texas (April 5-7, 2012)
 Putouts _____ 96, twice, vs. TCU (May 16-18, 2019)
 Assists _____ 51, vs. Kansas (March 27-29, 2015)
 Errors _____ 6, 3x, vs. #2 TCU (April 2-4, 2015)*
 Double Plays _____ 8, vs. Kansas (March 27-29, 2015)

Opponent

Total Chances _____ 144 (#25 Texas) (April 5-7, 2012)
 Putouts _____ 95 (#25 Texas) (April 5-7, 2012)
 Assists _____ 50 (West Virginia) (May 15-17, 2014)
 Errors _____ 6, 4x, (Oklahoma State) (April 26-28, 2019)*
 Double Plays _____ 6, twice (West Virginia) (May 15-17, 2014)*

Both Teams Combined

Total Chances _____ 288, vs. #25 Texas (April 5-7, 2012)
 Putouts _____ 191, vs. #25 Texas (April 5-7, 2012)
 Assists _____ 88, twice, vs. West Virginia (May 15-17, 2014)*
 Errors _____ 12, vs. Kansas State (April 11-13, 2014)
 Double Plays _____ 11, vs. TCU (March 29-31, 2013)

* - Most recent



DAN LAW FIELD AT RIP GRIFFIN PARK RECORDS

INDIVIDUAL BATTING - BIG 12 SERIES

Texas Tech

Batting Average700 (7-for-10), Cody Farhat, vs. #18 Texas (May 4-6, 2018)
 At-Bats17, twice, Gabe Holt, vs. TCU (May 16-18, 2019)
 Runs11, Brian Klein, vs. K-State (April 13-15, 2018)
 Hits10, Josh Jung, vs. K-State (April 13-15, 2018)
 Doubles6, Grant Little vs. Kansas (May 18-20, 2017)
 Triples2, twice, Tanner Gardner vs. Texas (April 22-24, 2016)*
 Home Runs4, Orlando Garcia vs. #29 Baylor (April 7-9, 2017)
 RBI13, Grant Little, vs. K-State (April 13-15, 2018)
 Total Bases18, Orlando Garcia, vs. #29 Baylor (April 7-9, 2017)
 Walks6, 3x, Josh Jung, vs. #16 Oklahoma State (April 26-28, 2019)
 Strikeouts6, Michael Davis vs. #14 Oklahoma (April 20-22, 2018)
 Stolen Bases3, 4x, Cody Farhat, vs. K-State (April 13-15, 2018)
 Hit-by-Pitch3, Cameron Warren, vs. #18 Texas (May 4-6, 2018)
 Sacrifice Hits3, Jordan Lopez, vs. Missouri (April 27-29, 2012)
 Sacrifice Flies2, 3x, Brian Klein, vs. Kansas (May 18-20, 2017)*

Opponent

Batting Average688, Steele Walker (#14 Oklahoma) (April 20-22, 2018)
 At-Bats17, Erich Weiss (#25 Texas) (April 5-7, 2012)
 Runs6, twice, Joe Baker (Texas) (April 22-24, 2016)*
 Hits11, Steele Walker (#14 Oklahoma) (April 20-22, 2018)
 Doubles3, 6x, Colin Simpson (#16 Oklahoma State) (April 26-28, 2019)*
 Triples1, 23x, Tom Lichty (Kansas) (April 5-7, 2019)*
 Home Runs3, twice, Kody Clemens (#18 Texas) (May 4-6, 2018)*
 RBI9, Patrick Mathis (Texas) (April 22-24, 2016)
 Total Bases19, Steele Walker (#14 Oklahoma) (April 20-22, 2018)
 Walks5, 3x, James Cosentino (Kansas) (April 5-7, 2019)*
 Strikeouts8, Christian Funk (#16 Oklahoma State) (April 26-28, 2019)
 Stolen Bases4, Duke Ellis (#18 Texas) (May 4-6, 2018)
 Hit-by-Pitch4, Gage Green (#9 Oklahoma State) (April 24-26, 2015)
 Sacrifice Hits3, Sautyer Saxon (#19 Oklahoma State) (May 3-5, 2013)
 Sacrifice Flies2, twice, Ryan Reynolds (#18 Texas) (May 4-6, 2018)

INDIVIDUAL PITCHING - BIG 12 SERIES

Texas Tech

Innings9.0, 3x, Cameron Smith, vs. #2 TCU (April 2-4, 2015)*
 Strikeouts11, twice, Taylor Floyd, vs. TCU (May 16-18, 2019)*

Opponent

Innings9.0, 4x, Mark Robinette (#19 Oklahoma State) (May 3-5, 2013)*
 Strikeouts13, Nick Lodolo (TCU) (May 16-18, 2019)

INDIVIDUAL FIELDING - BIG 12 SERIES

Texas Tech

Putouts45, Braxton Fulford, vs. TCU (May 16-18, 2019)
 Assists18, twice, Tim Proudfoot, vs. Kansas (March 27-29, 2015)*
 Errors3, Ryan Long, vs. #2 TCU (April 2-4, 2015)

Opponent

Putouts37, twice, Andreas Plackis (Missouri) (April 27-29, 2012)*
 Assists16, Caleb Bushyhead (#27 Oklahoma) (March 23-25, 2012)
 Errors3, 3x, Ivan Gonzalez (West Virginia) (March 29-31, 2018)*

* - Most recent



2021 RECORD BOOK

POSTSEASON RECORDS





NCAA TOURNAMENT RECORDS

YEAR	SEED	OPPONENT	W/L	SCORE	SITE
1995	#1	vs. Providence	W	24-5	Wichita, Kan.
		vs. Arkansas	W	14-0	
		vs. #15 Stanford	W	3-1	
		vs. #15 Stanford	L	* 2-3	
		vs. #15 Stanford	L	^ 5-6	
1996	#2	FRESNO STATE	L	5-12	Lubbock, Texas
		AKRON	W	7-2	
		FRESNO STATE	W	13-2	
		#1 SOUTHERN CALIFORNIA	L	10-13 (11)	
		CENTRAL LUBBOCK REGIONAL			
1997	#1	TEXAS STATE	L	6-7 (11)	Lubbock, Texas
		MISSOURI STATE	L	2-4	
1998	#4	vs. #29 North Carolina	W	6-2	Coral Gables, Fla.
		vs. #9 South Carolina	L	8-9	
		at #1 Miami (Fla.)	L	0-13	
		CENTRAL LUBBOCK REGIONAL			
1999	#2	RUTGERS	W	5-2	Lubbock, Texas
		WISCONSIN-MILWAUKEE	W	8-5	
		#1 RICE	L	* 1-3	
		#1 RICE	L	^ 11-15	
		HOUSTON REGIONAL			
2000	#3	vs. Rice	L	2-5	Houston, Texas
		vs. Princeton	W	10-1	
		vs. Rice	L	4-11	
2001	#3	vs. #19 Arizona State	L	3-12	Fullerton, Calif.
		vs. Temple	W	14-3	
		vs. #19 Arizona State	W	% 9-8	
		at #1 Cal State Fullerton	W	11-5	
		at #1 Cal State Fullerton	L	* 2-9	
2002	#2	vs. Washington	W	5-4	Houston, Texas
		at #2 Rice	L	0-6	
		vs. Washington	L	1-3	
2004	#2	vs. Mississippi State	W	10-6	Atlanta, Ga.
		at #5 Georgia Tech	L	3-9	
		vs. Mississippi State	W	14-7	
		at #5 Georgia Tech	L	* 3-5	
2014	#2	vs. Columbia	W	% 3-2	Coral Gables, Fla.
		at No. 3 Miami (Fla.)	W	3-0	
		at No. 3 Miami (Fla.)	L	1-2 (10)	
		at No. 3 Miami (Fla.)	W	4-0	
2014	#2	#16 COLLEGE OF CHARLESTON	W	1-0	Lubbock, Texas
		#16 COLLEGE OF CHARLESTON	W	1-0	
2014	#2	vs. #2 TCU	L	2-3	Omaha, Neb.
		vs. #4 Ole Miss	L	1-2	
2016	#1@	FAIRFIELD	W	12-1	Lubbock, Texas
		NEW MEXICO	W	4-3	
		#17 DALLAS BAPTIST	L	6-10	
		#17 DALLAS BAPTIST	W	5-3	
2016	#1	#16 EAST CAROLINA	L	6-8	Lubbock, Texas
		#16 EAST CAROLINA	W	3-1 (13)	
		#16 EAST CAROLINA	W	11-0	
		COLLEGE WORLD SERIES			
2016	#1	vs. #3 TCU	L	3-5	Omaha, Neb.
		vs. #1 Florida	W	3-2	
		vs. #5 Coastal Carolina	L	5-7	
2017	#1@	DELAWARE	W	5-2	Lubbock, Texas
		SAM HOUSTON STATE	W	6-0	
		SAM HOUSTON STATE	L	8-9	
		SAM HOUSTON STATE	L	3-4	
2018	#1@	NEW MEXICO STATE	W	9-2	Lubbock, Texas
		LOUISVILLE	W	10-4	
		LOUISVILLE	W	11-6	
2018	#1@	DUKE	W	6-4	Lubbock, Texas
		DUKE	L	2-12	
		DUKE	W	6-2	
2018	#1	vs. #1 Florida	W	6-3	Omaha, Neb.
		vs. #5 Arkansas	L	4-7	
		vs. #1 Florida	L	6-9	
2019	#1@	ARMY	W	9-2	Lubbock, Texas
		DALLAS BAPTIST	W	10-4	
		DALLAS BAPTIST	W	11-6	
2019	#1@	#9 OKLAHOMA STATE	W	8-6	Lubbock, Texas
		#9 OKLAHOMA STATE	L	5-6	
		#9 OKLAHOMA STATE	W	8-6	
2019	#1@	vs. Michigan	L	3-5	Omaha, Neb.
		vs. #5 Arkansas	W	5-4	
		vs. Florida State	W	4-1	
		vs. Michigan	L	3-15	

TEXAS TECH NCAA TOURNAMENT RECORDS

By Seed	W	L
No. 1	22	16
No. 2	12	11
No. 3	4	4
No. 4	1	2
TOTAL	39	33

By Site	W	L
Atlanta, Ga.	2	2
Coral Gables, Fla.	4	3
Fullerton, Calif.	3	2
Houston, Texas	2	4
Lubbock, Texas	23	12
Omaha, Neb.	4	8
Wichita, Kan.	3	2
TOTAL	39	33

By Opponents	W	L
Akron	1	0
Arizona State	1	1
Arkansas	2	1
Army	1	0
Cal State Fullerton	1	1
Coastal Carolina	0	1
College of Charleston	2	0
Columbia	1	0
Dallas Baptist	4	1
Delaware	1	0
Duke	2	1
Fairfield	1	0
Florida	2	1
Fresno State	1	1
Georgia Tech	0	2
Louisville	2	0
Miami (Fla.)	2	2
Michigan	0	2
Mississippi State	2	0
Missouri State	0	1
New Mexico	1	0
New Mexico State	1	0
North Carolina	1	0
Oklahoma State	2	1
Ole Miss	0	1
Princeton	1	0
Providence	1	0
Rice	0	5
Rutgers	1	0
Sam Houston State	1	2
South Carolina	0	1
Southern California	0	1
Stanford	1	2
TCU	0	2
Temple	1	0
Texas State	0	1
Washington	1	1
Wisconsin-Milwaukee	1	0
TOTAL	39	33

By Coaches	W	L
Larry Hays (1995-2004)	13	16
Tim Tadlock (2013-)	26	15
TOTAL	39	33

* - NCAA Regional Championship Game
 ^ - NCAA Regional "If Necessary" Championship Game
 % - Walk-off win
 @ - National Seed

Note: Due to the COVID-19 Pandemic, the 2020 NCAA Tournament was canceled.



INDIVIDUAL HITTING - GAME

Batting Average (min. 4 AB) _____ 1.000 (6-for-6), Joe Dillon vs. #1 USC (5/26/96)
 _____ 1.000 (4-for-4), Zach Rheams vs. Louisville (6/3/18)
 At-Bats _____ 7, Matt Kastelic/Brad Davis vs. #1 USC (5/26/96)
 Runs _____ 4 2x, Josh Haney vs. Mississippi State (6/5/04)*
 Hits _____ 6, Joe Dillon vs. #1 USC (5/26/96)
 Doubles _____ 2, 14x, Josh Jung vs. Sam Houston State (6/5/17)*
 Triples _____ 1, 9x, Cody Masters vs. #5 Arkansas (6/17/19)*
 Home Runs _____ 2, 5x, Josh Jung vs. #9 Oklahoma State (6/9/19)*
 RBI _____ 6, Clint Bryant vs. Providence (5/27/95)
 Total Bases _____ 11, Zach Rheams vs. Louisville (6/3/18)
 Walks _____ 4, Stephen Smith vs. #16 East Carolina (6/10/16)
 Stolen Bases _____ 2 6x, Grant Little vs. #1 Florida (6/18/18)*
 Hit For The Cycle _____ Clint Bryant vs. Providence (5/27/95)

INDIVIDUAL HITTING - NCAA REGIONALS

At-Bats _____ 31, Tanner Gardner (2016)
 Runs _____ 9, Stephen Smith (2016)
 Hits _____ 14, Clint Bryant (1995)
 Doubles _____ 5, Stubby Clapp (1996)
 Triples _____ 1, 8x, Tanner Gardner (2016)*
 Home Runs _____ 3, 5x, Cameron Warren (2019)*
 RBI _____ 13, Clint Bryant (1995)
 Walks _____ 11, Stephen Smith (2016)
 Stolen Bases _____ 4 2x, Kerry Hodges (2001)*

INDIVIDUAL HITTING - NCAA POSTSEASON (Regionals, Super Regionals, College World Series)

At-Bats _____ 41, Tanner Gardner (2016)
 Runs _____ 11, Gabe Holt (2018)
 Hits _____ 17, Josh Jung (2018)
 Doubles _____ 5, 5x, Grant Little (2018)*
 Triples _____ 2, Tyler Nestony (2014)
 Home Runs _____ 4, 3x, Josh Jung & Cameron Warren (2019)
 RBI _____ 13, Clint Bryant (1995)
 Walks _____ 11, Stephen Smith (2016)
 Stolen Bases _____ 4 3x, Cory Raley (2016)*

INDIVIDUAL HITTING - CAREER

Games Played _____ 23, Josh Jung (2017-19)
 Batting Average (min. 14 AB) _____ .556 (10-for-18), Stubby Clapp (1996)
 At-Bats _____ 93, Josh Jung (2017-19)
 Runs _____ 18, Josh Jung (2017-19)
 Hits _____ 37, Josh Jung (2017-19)
 Doubles _____ 7, Hunter Hargrove (2016-17)
 Triples _____ 2, Tyler Nestony (2014-16)
 Home Runs _____ 6, Josh Jung (2017-19)
 RBI _____ 14, Josh Jung (2017-19)
 Walks _____ 13, Tyler Nestony (2014-16)
 Stolen Bases _____ 4, 3x, Cory Raley (2016)*

TEAM HITTING - GAME

At-Bats _____ 54, vs. #1 USC (5/26/96)
 Fewest At-Bats _____ 29, 2x, vs. Delaware (6/2/17)*
 Runs _____ 24, vs. Providence (5/27/95)
 Runs (Inning) _____ 10, vs. Providence (5/27/95)
 Fewest Runs _____ 0 2x, vs. #2 Rice (6/1/02)*
 Combined Runs _____ 29, vs. Providence (5/27/95)
 Hits _____ 27, vs. Providence (5/27/95)
 Fewest Hits _____ 5 3x, vs. #16 College of Charleston (6/7/14)*
 Doubles _____ 7, vs. Providence (5/27/95)
 Triples _____ 2 2x, vs. Akron (5/24/96)*
 Home Runs _____ 6, vs. Providence (5/27/95)
 RBI _____ 24, vs. Providence (5/27/95)
 Walks _____ 10, vs. #16 East Carolina (6/11/16)
 Stolen Bases _____ 3 5x, vs. #1 Florida (6/21/16)*
 Left On Base _____ 15, vs. #16 East Carolina (6/11/16)

TEAM HITTING - NCAA REGIONALS

Batting Average _____ .361, 60-for-166 (1996)
 Worst Batting Average _____ .189, 14-for-78 (1997)
 At-Bats _____ 246 (2016)
 Runs _____ 49 (1995)
 Hits _____ 67, 2x, (2016)*
 Doubles _____ 18 (2016)
 Triples _____ 3 (1995)
 Home Runs _____ 10 (1995)
 RBI _____ 47 (1995)
 Walks _____ 45 (2016)
 Stolen Bases _____ 7 2x (2004)*
 Fewest Stolen Bases _____ 0 (1998)

TEAM HITTING - NCAA POSTSEASON (Regionals, Super Regionals, College World Series)

Batting Average _____ .361, 60-for-166 (1996)
 Worst Batting Average _____ .189, 14-for-78 (1997)
 At-Bats _____ 349 (2016)
 Runs _____ 60 (2018)
 Hits _____ 98 (2018)
 Doubles _____ 24 (2016)
 Triples _____ 3 2x (2014)*
 Home Runs _____ 10 (1995)
 RBI _____ 57 (2018)
 Walks _____ 56 (2016)
 Stolen Bases _____ 7, 3x (2016)*
 Fewest Stolen Bases _____ 0 (1998)

* - Most recent occasion

INDIVIDUAL FIELDING - GAME

Assists _____ 8, Orlando Garcia vs. #3 TCU (6/19/16)
 Putouts _____ 15, Josh Bard vs. #9 South Carolina (5/22/98)

TEAM FIELDING - GAME

Fewest Errors _____ 0, 25x, vs. #5 Arkansas (6/17/19)*
 Errors _____ 4, vs. #15 Stanford (5/30/95)
 Combined Errors _____ 7, vs. #15 Stanford (5/30/95)
 Putouts _____ 39, vs. East Carolina (6/11/16)

TEAM FIELDING - NCAA REGIONALS

Fewest Errors _____ 1 (2004)
 Errors _____ 9 (1996)

TEAM FIELDING - NCAA POSTSEASON (Regionals, Super Regionals, College World Series)

Errors _____ 9 (1996)

INDIVIDUAL PITCHING - GAME

Innings _____ 9.0 10x, Cameron Smith at #3 Miami (Fla.) (6/2/14)*
 Strikeouts _____ 12, Monty Ward vs. #9 South Carolina (5/22/98)
 Complete Games _____ 14x, Cameron Smith at #3 Miami (Fla.) (6/2/14)*

INDIVIDUAL PITCHING - NCAA REGIONALS

Wins _____ 1, 30x, Bryce Bonnin (2019)*
 Innings _____ 16.0, Travis Smith (1995)
 Strikeouts _____ 16, Travis Smith (1995)
 Complete Games _____ 1, 14x, Cameron Smith at #3 Miami (Fla.) (6/2/14)*
 Appearances _____ 6, 6x, Taylor Floyd, Dane Haveman, John McMillon (2019)*
 Games Started _____ 4, Micah Dallas (2019)*
 Saves _____ 1, 6x, John McMillon (2019)*

INDIVIDUAL PITCHING - NCAA POSTSEASON (Regionals, Super Regionals, College World Series)

ERA/0.00, Ryan Moseley (13.1 IP)/Dylan Dusek (13.0 IP)/Cameron Smith (10.2 IP) (2014)
 Wins _____ 2, 7x, John McMillon, Micah Dallas, Bryce Bonnin (2019)*
 Innings _____ 22.0, Chris Sadberry (2014)
 Strikeouts _____ 22, Caleb Kilian (2019)
 Complete Games _____ 1, 14x, Cameron Smith at #3 Miami (Fla.) (6/2/14)*
 Appearances _____ 6, 3x, Ty Harpenau (2018)*
 Games Started _____ 3, 6x, Caleb Kilian (2018)*
 Saves _____ 2, 3x, Ty Harpenau (2018)*

INDIVIDUAL PITCHING - CAREER

Wins _____ 3, Davis Martin (2016-18)
 Innings _____ 36.1, Caleb Kilian (2017-19)
 Strikeouts _____ 32, Caleb Kilian (2017-19)
 Complete Games _____ 2 2x, Cory Metzler (2000 & 2001)*
 Appearances _____ 11, John McMillon (2017-Pres)
 Games Started _____ 8, Davis Martin (2016-18)
 Saves _____ 2, 5x, John McMillon (2017-Pres)*

TEAM PITCHING - GAME

Innings _____ 13.0 vs. #16 East Carolina (6/11/16)
 Strikeouts _____ 15, 4x, vs. #17 Florida State (6/19/19)*
 Fewest Strikeouts _____ 2, vs. #1 Cal State Fullerton (2nd game) (5/27/01)
 Runs Allowed _____ 15, vs. Michigan (6/21/19)
 Earned Runs Allowed _____ 15, vs. Michigan (6/21/19)
 Runs Allowed in an Inning _____ 6, twice, (5th) vs. Duke (6/10/18)
 Fewest Runs Allowed _____ 0, 6x, vs. Dallas Baptist (6/2/19)*
 Fewest Earned Runs Allowed _____ 0, 8x, vs. Dallas Baptist (6/2/19)*
 Walks Allowed _____ 12, vs. Michigan (6/21/19)
 Hits Allowed _____ 19, vs. #1 USC (5/26/96)
 Fewest Hits Allowed _____ 3 2x, at #3 Miami (Fla.) (6/2/14)*
 Fewest Walks Allowed _____ 0 5x, vs. #16 College of Charleston (6/7/14)*

TEAM PITCHING - NCAA REGIONALS

Innings _____ 66.0 (2016)
 ERA _____ 0.97 (2014)
 Worst ERA _____ 7.67 (1998)
 Strikeouts _____ 49 (2016)
 Fewest Strikeouts _____ 4 (1995)

TEAM PITCHING - NCAA POSTSEASON (Regionals, Super Regionals, College World Series)

Innings _____ 93.0 (2016)
 ERA _____ 0.76 (2014)
 Worst ERA _____ 7.67 (1998)
 Strikeouts _____ 117 (2019)
 Fewest Strikeouts _____ 4 (1995)

MISCELLANEOUS

Attendance _____ 25,367, vs. #5 Coastal Carolina (6/23/16)
 Longest Game (Time) _____ 4:56, vs. #16 East Carolina (6/11/16)
 Shortest Game (Time) _____ 1:52, vs. #15 Stanford (5/28/95)
 Longest Game (Innings) _____ 13.0, vs. #16 East Carolina (6/11/16)
 Games Played (Postseason) _____ 10 (2016, 2019)
 Runs in an Inning _____ 10 (8th), vs. Providence (5/27/95)
 Biggest Comeback Win 5 runs (3-8, Top 4) vs. #19 Arizona State (W, 9-8) (5/26/01)
 Largest Lead After 1 Innings _____ 8-0, vs. Providence (5/27/95)
 Largest Blown Lead _____ 6 runs (8-2, 8th) vs. #9 South Carolina (L, 8-9) (5/22/98)
 Pitchers Used in a Game _____ 7, 2x, vs. Michigan (L, 3-15) (6/21/19)*
 Consecutive Innings Scoring a Run (Hitting) 6, vs. Providence (5/27/95), vs. Arkansas (5/28/95)
 Consecutive Innings without Scoring a Run (Hitting) 16, at #2 Rice (6/1/02), vs. Washington (6/1/02)
 Consecutive Innings Allowing a Run (Pitching) _____ 8, vs. Fresno State (5/23/96)
 Consecutive Scoreless Innings (Pitching) 27, at #3 Miami (6/2/14), vs. #16 College of Charleston (6/7-8/14)

* - Indicates most recent occasion



NCAA TOURNAMENT HISTORY

2014 NCAA CORAL GABLES REGIONAL CHAMPIONS



2014 NCAA LUBBOCK SUPER REGIONAL CHAMPIONS



2014 NCAA COLLEGE WORLD SERIES APPEARANCE



2016 NCAA LUBBOCK REGIONAL CHAMPIONS



2016 NCAA LUBBOCK SUPER REGIONAL CHAMPIONS



2016 NCAA COLLEGE WORLD SERIES APPEARANCE





NCAA TOURNAMENT HISTORY

2018 NCAA LUBBOCK REGIONAL CHAMPIONS



2018 NCAA LUBBOCK SUPER REGIONAL CHAMPIONS



2018 NCAA COLLEGE WORLD SERIES APPEARANCE



2019 NCAA LUBBOCK REGIONAL CHAMPIONS



2019 NCAA LUBBOCK SUPER REGIONAL CHAMPIONS



2019 NCAA COLLEGE WORLD SERIES APPEARANCE





NCAA TOURNAMENT HISTORY

GUTIERREZ BREAKS DERBY RECORD WITH 52 HOME RUNS

Gutierrez finishes runner-up while breaking all-time record with 52 home runs in memorable derby

July 3, 2014

OMAHA, Neb. - Texas Tech sophomore first baseman Eric Gutierrez hit 52 home runs breaking the College Home Run Derby record while finishing runner-up at the event Thursday night at TD Ameritrade Park in Omaha in front of 22,352 fans in attendance and a national television audience on ESPN.

Gutierrez was defeated in the championship by Texas freshman catcher - and Sharyland High School teammate - Tres Barrera who hit 25 home runs in the finals while Gutierrez hit 18 homers in the championship round.

Gutierrez' 52 home runs in the derby destroyed the previous record of 20 by Rice's Michael Aquino last year.

Gutierrez hit 15 home runs in the opening round - four more than Barrera - and blasted 19 homers in round two which gave him 34 homers entering the championship round. Barrera tallied 16 homers heading into the finals. Ohio State's Zach Ratcliff posted nine homers and Richmond's Matt Dacey finished with 14 homers after the semifinals.

"It was a crazy night," Gutierrez said following the event. "Having the opportunity to come back to Omaha, especially with my Dad throwing to me, was just incredible. It was also a special experience to be there in the finals with Tres (Barrera) - being able to represent the Big 12 Conference and Sharyland High School with him was great. It felt like old times back in high school when we would take batting practice together. Overall, it was just an amazing night."

Gutierrez, who led the Big 12 in home runs (12), RBI (58) and total bases (132) this season, brought his father, Rigo, along to pitch to him.

Other competitors included Aquino (4 home runs), Oklahoma's Hunter Haley (1), Arizona's Bobby Dalbec (3) and Ole Miss' Sikes Orvis (4).

HOME RUN DERBY NOTES:

- Gutierrez hit all of his 52 home runs to either left field, left-center field or down the left-field line.
- Gutierrez hit 29 home runs that traveled at least 400 feet... nine of his 18 home runs in the final round went at least 400 feet while his last five homers hit all went at least 410 feet.
- Gutierrez' furthest home run hit went 446 feet and landed on the concourse over the LF wall for his 25th overall homer and his 10th home run during the semifinal round.
- Gutierrez' 50th home run went 411 feet into the seats behind the left-field fence with nine outs in the championship round.
- Gutierrez hit 18 home runs to left field, 16 to left-center field and two down the left-field line.



Eric Gutierrez became the first Red Raider in school history to participate in the College Home Run Derby. He broke the all-time record for home runs in any home run derby - College or MLB - shown on ESPN with 52 homers.



Gutierrez was joined by his father, Rigo, who threw to him during the competition. Gutierrez hit 52 total homers - 29 of those traveled at least 400 feet.



GUTIERREZ FINISHES 4TH AT COLLEGE HOME RUN DERBY

Gutierrez connected on 17 home runs during the 2015 College HR Derby

July 2, 2015

OMAHA, Neb. - Texas Tech junior first baseman Eric Gutierrez put on another solid performance at the College Home Run Derby held in Omaha on Thursday night as he cleared the TD Ameritrade Park fence 17 times en route to finishing fourth overall.

Gutierrez, hitting in front of a nationally-televised audience on ESPN as well as the 20,087 in attendance, crushed nine home runs in the opening round before adding eight more a short time later. The 2014 runner-up was the final participant to hit in the first round.

His 17 combined home runs finished seven shy of advancing to the finals as Wake Forest standout Will Craig led the eight-player field with 25 long balls, one more than the total of North Dakota's Jeff Campton. Georgia Tech's Kel Johnson narrowly missed advancing to the finals after recording 23 combined home runs.

Campton went on to win the derby title after defeating Craig in the final round with 10 home runs. Craig, who was tied with Gutierrez following the opening round, totaled five home runs in his final plate appearance.

Gutierrez was the only participant making a return trip the College Home Run Derby as he set an event record with 52 home runs in 2014. That record still stands after Campton led all players with 34 home runs over the three rounds.

Gutierrez, a native of Mission, Texas, also held the individual records for total home runs after both the first and second rounds. His first-round mark fell early in the night as Campton totaled 20 long balls in the opening round alone.

The eight participants shattered the College Home Run Derby record with 79 home runs in the first round. The group fell just one home run shy of matching the three-round record set just a year ago.





NCAA TOURNAMENT HISTORY

116516D

The Automated ScoreBook

Providence vs Texas Tech May 27, 1995 at Wichita, Kan.

Providence 5 (44-14)										Texas Tech 24 (49-12)											
Name (Pos)	AB	R	H	RBI	BB	SO	PO	A		Name (Pos)	AB	R	H	RBI	BB	SO	PO	A			
John McDonald ss	5	0	3	0	0	0	0	1		Jason Totman 2b	6	2	3	1	0	1	2	3			
Corey Bibe rf	3	0	0	0	0	2	0	0		Randy Dufoss 1b	6	4	4	2	0	1	0	12	1		
Mike Harrington rf	2	1	1	0	0	0	2	0		Clint Bryant 3b	5	2	4	1	0	1	0	1			
Bob O'Toole c	4	1	2	1	0	2	5	0		Dominic Hernandez 3b	0	0	0	0	0	0	0	0			
T.J. Belvechis 2b	5	0	2	0	0	1	0	2		Matt Kastelic 1f	5	1	3	1	0	0	0	0			
Pete Tucci 1f	5	1	2	0	0	1	2	0		Neal Leonard 1f	0	0	0	0	0	0	0	0			
John Garside dh	4	1	2	0	0	1	0	0		Andy Gonzales dh	5	2	3	1	2	0	0	0			
Ryan Kiniski 1b	4	0	2	0	0	1	0	1		Brandon Welch rf	5	2	1	0	0	1	0	1			
Pete Vafiades cf	4	1	1	2	0	2	2	0		David Lindstrom c	6	3	4	0	0	0	0	2			
Scott Palmieri 2b	3	0	0	1	0	0	2	2		Logan Miller c	0	0	0	0	0	0	0	1			
Bryan Tauli ph	1	0	0	0	0	1	0	0		Dion Ruscher ss	6	3	4	0	0	0	0	3			
Mike Pandolfi 2b	0	0	0	0	0	0	0	1		Dax Holmstead cf	6	3	3	2	0	0	0	2			
Todd Incantalupo p	0	0	0	0	0	0	0	1		Travis Smith p	0	0	0	0	0	0	0	1			
Rody Byron p	0	0	0	0	0	0	0	1													
Todd Murray p	0	0	0	0	0	0	0	0													
Totals.....	40	5	15	5	0	11	24	9		Totals.....	51	24	27	24	3	4	27	12			

Score by innings: R H E

Providence	000	002	101	-	5	15	2
Texas Tech	022	020	010	-	24	27	0

E - Rody Byron(2), J. McDonald(19).
 DP - Friars 1, Red Raiders 2, LDB - Friars 9, Red Raiders 8.
 2B - J. McDonald(20), John Garside(10), Ryan Kiniski(19), A. Gonzales(12), B. Welch(10), C. Bryant(23), B. Holmstead(2), D. Lindstrom(17), D. Ruscher(13), J. Totman 2(23), M. Kastelic(14), 3B - P. Vafiades(1), C. Bryant(4).
 HR - Bob O'Toole(17), M. Harrington(2), R. Gonzales(1), C. Bryant(14), D. Holmstead(2), B. Lindstrom(12), B. Ruscher 2(17), R. Dufoss(9).
 SB - B. Holmstead(9), M. Kastelic(4).
 SH - M. Kastelic(9).

Providence						Texas Tech						
IP	H	R	ER	BB	SO	IP	H	R	ER	BB	SO	
Todd Incantalupo	1.0	11	10	10	0	2	Travis Smith	5.0	15	5	5	0
Andy Byron	6.1	11	9	9	2	2						
Todd Murray	0.2	5	5	5	1	0						

Winner - T. Smith 10-4. Loser - Incantalupo 10-1. Save - None.
 MP - Andy Byron(4). BK - Incantalupo(2).
 HBP - by T. Smith (Bob O'Toole), by Andy Byron (J. Totman).
 Umpires - John Kramer, Dave Yeast, Wayne Morris, David Wiley
 Starts 10:02 am Time 2:21 Attendance:

Game Notes:
 Game 1 of Midwest I Regional

The Automated ScoreBook

Texas Tech vs Arkansas May 26, 1995 at Wichita, Kan.

Texas Tech 14 (50-12)										Arkansas 10 (38-23)										
Name (Pos)	AB	R	H	RBI	BB	SO	PO	A		Name (Pos)	AB	R	H	RBI	BB	SO	PO	A		
Jason Totman 2b	3	2	1	0	2	1	2	1		Jeff Parsons ss	5	2	2	0	1	1	2	1		
Randy Dufoss 1b	5	2	2	0	0	1	9	1		Menderick Moore 1f/1b	6	1	3	0	0	1	4	1		
Clint Bryant 3b	5	3	4	5	1	0	1	4		Ty Bilderback cf/rf	4	1	2	1	1	0	2	0		
Matt Kastelic 1f	5	1	1	0	1	0	2	0		Mit Pellow rf/1f	4	1	2	1	1	0	1	0		
Andy Gonzales dh	4	3	3	2	1	0	0	0		Ray Miller 1b	1	0	0	0	0	1	1	1		
Brandon Welch rf	5	0	2	2	0	3	0	0		Chris Clark cf	1	0	0	1	1	1	0	0		
David Lindstrom c	3	1	3	2	1	0	9	0		Jason McConnell ph/2b	1	0	1	1	0	0	0	0		
Dion Ruscher ss	4	1	0	0	1	1	1	5		Keith Bradley dh	5	1	3	1	0	1	0	0		
Dax Holmstead cf	5	1	1	2	0	3	2	0		Matt Erickson 3b	5	2	2	0	0	1	4			
Ray Miller p	0	0	0	0	0	0	0	0		David Sheels c	5	1	1	1	0	1	1	1		
Jeff Peck p	0	0	0	0	0	0	0	0		Deren Masanda 2b/1b	5	1	2	0	0	1	4	3		
Jimmy Frush p	0	0	0	0	0	0	1	0		Ryan Mahaffey p	0	0	0	0	0	0	0	0		
										Chad Tidwell p	0	0	0	0	0	0	0	0		
										Kevin Shurety p	0	0	0	0	0	0	0	0		
										Todd Abbott p	0	0	0	0	0	0	0	1		
										Barry Lunny p	0	0	0	0	0	0	1	1		
Totals.....	40	14	17	13	7	9	27	11		Totals.....	42	10	16	9	4	9	27	13		

Score by innings: R H E

Texas Tech	311	350	001	-	14	17	2
Arkansas	002	410	030	-	10	16	1

E - C. Bryant(21), J. Frush, Chad Tidwell.
 DP - Red Raiders 1, Razorbacks 2, LDB - Red Raiders 8, Razorbacks 10.
 2B - A. Gonzales(13), C. Bryant(24), Jeff Parsons(10), M. Bradley(2), 3B - A. Gonzales(12), D. Holmstead(2), Mit Pellow(4).
 HR - R. Gonzales(4), C. Bryant 2(16).
 CS - M. Kastelic(14).

Texas Tech						Arkansas						
IP	H	R	ER	BB	SO	IP	H	R	ER	BB	SO	
Matt Miller	3.2	7	6	6	2	6	Ryan Mahaffey	3.2	9	7	7	2
Jeff Peck	0.0	0	0	0	2	0	Chad Tidwell	0.1	3	4	4	1
Jimmy Frush	5.1	9	4	3	0	3	Kevin Shurety	0.1	0	2	2	1
							Todd Abbott p	4.0	5	1	1	3
							Barry Lunny	0.2	0	0	0	0

Winner - J. Frush 5-1. Loser - A. Mahaffey 9-5. Save - None.
 MP - Barry Lunny(7). PB - David Sheels.
 HBP - by M. Miller (Ray Miller), by Todd Abbott (J. Totman), by Todd Abbott (D. Lindstrom).
 Umpires - Don January, John Kramer, Tony Kaners, Wayne Morris
 Start: 12:06 pm Time: 2:32 Attendance:

Game Notes:
 Game 5 of Midwest I Regional
 Arkansas is eliminated

The Automated ScoreBook

Stanford University vs Texas Tech May 28, 1995 at Wichita, Kan.

Stanford University 1 (36-23)										Texas Tech 3 (51-12)										
Name (Pos)	AB	R	H	RBI	BB	SO	PO	A		Name (Pos)	AB	R	H	RBI	BB	SO	PO	A		
Joe Kilburg cf	4	0	0	0	0	1	3	0		Jason Totman 2b	4	0	0	0	0	1	1	3		
Cale Carter 1f	3	0	0	0	1	0	2	0		Randy Dufoss 1b	4	0	0	0	0	2	11	2		
R.J. Hinch c	4	1	1	0	0	6	2	0		Clint Bryant 3b	4	0	0	0	0	3	3			
Steve Carver 2b	3	0	0	0	1	1	0	2		Matt Kastelic 1f	3	1	1	0	0	0	1	0		
Dusty Allen rf	3	0	0	0	0	3	0	0		Andy Gonzales dh	3	1	1	0	0	1	0	0		
Jon Schaeffer dh	3	0	1	0	0	0	0	0		Brandon Welch rf	3	0	1	2	0	0	1	0		
Brian Dallimore 2b	3	0	1	0	0	0	3	2		David Lindstrom c	2	0	0	1	0	0	5	1		
Troy Kent 1b	3	0	0	0	0	9	1	0		Dion Ruscher ss	3	0	2	0	0	1	0	3		
Eric Sees ss	3	0	0	0	0	1	1	5		Dax Holmstead cf	3	0	0	0	0	1	3	0		
Todd Bartels p	0	0	0	0	0	0	0	2		Brandon Kolb p	0	0	0	0	0	0	2	0		
Brendan Sullivan p	0	0	0	0	0	0	0	0												
Totals.....	29	1	3	1	2	6	24	14		Totals.....	29	3	8	3	0	6	27	12		

Score by innings: R H E

Stanford University	000	100	000	-	1	3	1
Texas Tech	000	200	10	-	3	8	2

E - B. Dallimore(11), B. Kolb, M. Kastelic(5).
 DP - Red Raiders 1, Cardinal 3, Red Raiders 3.
 2B - J. Schaeffer(4), R. Gonzales(14).
 HR - R.J. Hinch(1).
 SB - C. Bryant(25), M. Kastelic(44). CS - B. Welch, C. Bryant.
 SH - D. Lindstrom.

Stanford University						Texas Tech						
IP	H	R	ER	BB	SO	IP	H	R	ER	BB	SO	
Todd Bartels	6.2	7	3	3	0	5	Brandon Kolb	9.0	3	1	1	2
Brendan Sullivan	1.1	1	0	0	0	1						

Winner - B. Kolb 6-2. Loser - Todd Bartels 4-4. Save - None.
 MP - B. Kolb.
 Umpires - John Kramer, Dave Yeast, Wayne Morris, David Wiley
 Start: 7:29 pm Time: 1:32 Attendance: 2030

Game Notes:
 Game 7 of Midwest I Regional

The Automated ScoreBook

Texas Tech vs Stanford University May 29, 1995 at Wichita, Kan.

Texas Tech 2 (51-13)										Stanford University 3 (38-23)										
Name (Pos)	AB	R	H	RBI	BB	SO	PO	A		Name (Pos)	AB	R	H	RBI	BB	SO	PO	A		
Jason Totman 2b	3	1	0	0	1	1	3	1		Joe Kilburg cf	4	0	0	0	0	0	3	0		
Randy Dufoss 1b	4	1	1	0	0	1	8	0		Cale Carter 1f	4	0	1	0	0	0	4	0		
Clint Bryant 3b	4	0	2	1	0	0	0	1		R.J. Hinch c	4	0	0	0	0	1	5	0		
Matt Kastelic 1f	3	0	1	0	1	0	0	0		Steve Carver 2b	4	0	0	0	0	3	0	4		
Andy Gonzales dh	4	0	1	0	1	0	0	0		Dusty Allen rf	3	3	2	0	1	1	2	0		
Brandon																				



NCAA TOURNAMENT HISTORY

The Automated ScoreBook

Texas Tech vs Southern California May 26, 1996 at Lubbock TX (Dan Law)

Texas Tech 10 (49-15)						Southern California 13 (44-15-1)					
Name (Pos)	AB	R	H	RBI	BB SO PO A	Name (Pos)	AB	R	H	RBI	BB SO PO A
Rastelic, Matt lf	7	1	2	0	0 0 1 0	Rachels, W. 2b	7	3	4	2	0 0 3 2
Davis, Brad cf	7	1	2	0	0 3 1 1	Cruz, P. dh	7	2	3	4	0 0 1 0
Bryant, Clint 3b	6	2	2	0	0 0 0 1	Jones, J. cf	5	2	4	0	0 2 1 2
Lindstrom, David c	6	1	2	1	0 0 0 13 2	Inglin, J. rf	7	1	3	3	0 2 2 0
Dillon, Joe lb/2b	6	3	6	2	0 0 8 1	Ensbey, M. 3b	4	1	0	0	1 1 0 7
Clapp, "Stubby" ss	5	1	4	2	1 0 0 2 3	Walbridge, G lb	4	1	2	3	0 2 12 0
Martinez, Sergio 2b	4	0	1	2	0 0 1 2 2	Mirizzi, M. ss	4	2	2	2	0 2 0 3 4
Chiprez, Chris ph/dh	1	0	0	0	0 0 0 0 0	Moeller, C. c	5	0	0	0	0 1 3 9 0
Fox, Brian dh/1b	2	0	0	0	1 2 3 0	Montoya, A. lf	1	0	0	0	0 1 1 0
Bennett, Marshall rf	0	0	0	0	0 3 3 0	Brown, J. ph	1	0	0	0	0 0 0 0
Peck, Jeff p	0	0	0	0	0 0 0 0 0	Hanoian, G. pr/lf	1	1	0	0	0 0 0 1 0
Ward, Monty p	0	0	0	0	0 0 0 0 0	Diaz, E. ph	1	0	0	0	0 0 0 0 0
Frush, Jimmy p	1	1	1	1	0 0 0 0 2	Henderson, S p	0	0	0	0	0 0 0 0 1
						Parle, J. d	0	0	0	0	0 0 0 0 0
						Krawczyk, J. p	0	0	0	0	0 0 0 0 0

Totals..... 54 10 23 10 2 9 32 12 Totals..... 47 13 19 10 9 12 33 14

Score by Innings: R H E

Texas Tech	020	110	200	13	-	10	23	2
Southern California	103	000	020	16	-	13	19	2

Note: 2 outs, 0 runners LOB when the game ended.

E - Bryant, C., Frush, J., Mirizzi, M., Montoya, A.
 DP - USC Trojans 1. LOB - Texas Tech 13, USC Trojans 13.
 2B - Bryant, C.(26), Clapp, S. 2(28), Dillon, J. 2(16), Lindstrom, D(19), Jones, J. 2(15), Walbridge, G(14), 3B - Cruz, P.(1).
 HR - Bennett, M.(4), Inglin, J.(14).
 SB - Clapp, S. 2(20), Mirizzi, M.(8), CS - Montoya, A., SB - Ensbey, M., Montoya, A..

Texas Tech						Southern California					
Name	IP	H	R	ER	BB SO AB BF	Name	IP	H	R	ER	BB SO AB BF
Peck, Jeff	1.0	3	1	1	2 0	Henderson, S	6.1	13	6	6	2 3
Ward, Monty	6.2	9	5	5	2 7	Parle, J.	1.2	1	0	0	0 4
Frush, Jimmy	3.0	7	7	6	5 5	Krawczyk, J.	3.0	9	4	4	0 2

Winner - Krawczyk, J. 4-1. Loser - Frush, J. 10-6. Save - None.
 WP - Frush, J. 2, Peck, J.
 Umpires - M. Baldwin, D. Ranchoy, C. Moreno, T. Walsh
 Start: 2:01 Time: 4:21 Attendance: 5814

The Automated ScoreBook

Southwest Texas St. at Texas Tech May 22, 1997 at Lubbock, Texas

Southwest Texas St. 7 (37-24)						Texas Tech 6 (46-13)					
Name (Pos)	AB	R	H	RBI	BB SO PO A	Name (Pos)	AB	R	H	RBI	BB SO PO A
Jack Wickersham 2b	5	0	0	0	0 1 3 5	Keith Ginter 2b	5	1	1	0	1 1 2 4
Lane Ladewig rf	4	0	0	0	2 2 2 0	Shane Langen cf/lf	5	1	2	0	0 1 1 0
Matt Schnabel lf	5	0	1	0	1 1 0 0	Joe Dillon lb	5	1	3	0	0 2 11 0
David Walters 1b	6	2	1	0	0 2 17 0	Josh Bard c	4	0	0	0	1 11 0
Casey Carter 3b	0	0	0	0	0 0 1 1	Brandon Toro rf	4	1	1	0	1 0 2 0
Chad Spear c	4	2	1	0	2 1 6 2	Jason Landreth dh	4	1	1	0	1 0 0 0
Jeremy Fikac dh/p	4	2	1	1	1 0 4	Jake Rinehart pr/dh	0	0	0	0	0 0 0 0
Brad Eubank 3b/1b	5	0	2	3	1 1 2 6	Brandon Buckley 3b	4	0	1	1	1 1 4
Collin Wissen cf	6	1	2	1	0 1 3 0	Carter Ayers lf	4	0	0	0	0 2 0 0
Ray Arrendo ss	4	0	2	1	0 0 0 2	Joe Smith ph	1	0	0	0	0 0 1 0
Scott Linebrink p	0	0	0	0	0 0 0 0	Duane Price cf	0	0	0	0	0 0 1 0

Totals..... 43 7 10 6 7 10 33 20 Totals..... 41 6 9 4 5 7 33 14

Score by Innings: R H E

Southwest Texas St.	010	002	300	01	-	7	10	4
Texas Tech	420	000	000	00	-	6	9	2

E - M. Schnabel(6), Chad Spear 2(15), R Arrendo(25), B. Buckley 2(7).
 LOB - SWT 13, Texas Tech 10.
 2B - Brad Eubank(3), C. Wissen(10), R Arrendo(14), Brandon Toro(25).
 HR - J. Dillon(3).
 SB - M. Schnabel(8).
 SH - J. Fikac(7), R Arrendo(2), S. Langen(8), Josh Bard(6), SF - J. Dillon(1).

Southwest Texas St.						Texas Tech					
Name	IP	H	R	ER	BB SO AB BF	Name	IP	H	R	ER	BB SO AB BF
Scott Linebrink	2.0	0	0	0	3 4 5 10	Jason Gooding	7.0	8	6	4	5 6 29 36
Jeremy Fikac	9.0	9	6	5	2 3 36 39	Brad Ralston	4.0	2	1	0	2 4 14 17

Winner - S. Linebrink 9-4. Loser - B. Ralston 3-3. Save - None.
 WP - J. Fikac(5), J. Gooding(13), BK - J. Fikac(1), B. Ralston(2).
 HBP - by J. Gooding (J. Wickersham).
 Umpires - Home:Heureux 1st:Gillmore 2nd:Levine 3rd:Ricciarini
 Start: 7 p.m. Time: 3:08 Attendance: 4992
 J. Gooding faced 1 batter in the 8th.

Texas Tech at Southwest Mo. State May 22, 1997 at Lubbock, Texas

Texas Tech 2 (46-14)						Southwest Mo. State 4 (34-24)					
Name (Pos)	AB	R	H	RBI	BB SO PO A	Name (Pos)	AB	R	H	RBI	BB SO PO A
Keith Ginter 2b	4	1	0	0	1 3 2 1	Brandon Jackson ss	4	1	2	1	0 0 3 3 0
Shane Langen cf	5	0	1	1	0 0 4 0	Matt Cepicky lf	4	1	2	2	0 0 2 0
Joe Dillon lb	1	0	0	0	3 1 4 0	Lance Burkhardt c	4	0	0	0	0 3 8 0
Brandon Toro rf	4	0	0	0	1 1 0 0	Chris Curry 2b	4	0	1	1	0 0 1 0
Jason Landreth lf	4	0	0	0	1 4 0 0	Nick Kays dh	4	0	1	0	0 1 0 0
Josh Bard c	4	1	1	1	0 0 10 2	Jason Hart 1b	4	0	2	0	0 0 5 1
Joe Smith dh	4	0	1	0	0 0 0 0	Richie Smith 3b	4	0	0	0	0 3 0 3
Jose Alvarez 3b	3	0	1	0	0 0 0 0	Mike Byas rf	3	1	1	0	0 1 2 0
Jeff Peck ph	1	0	0	0	1 1 0 0	Micah Holst cf	3	1	1	0	0 1 5 0
Jason Huth ss	3	0	1	0	1 0 0 2	Scott Geltz p	0	0	0	0	0 1 1 0
Monty Ward p	0	0	0	0	0 0 0 0						

Totals..... 33 2 5 2 5 7 24 5 Totals..... 34 4 10 4 0 9 27 4

Score by Innings: R H E

Texas Tech	010	000	100	-	2	5	2
Southwest Mo. State	001	000	30	-	4	10	1

E - Ginter(16), J. Dillon(5), Jason Hart(8).
 LOB - Texas Tech 9, SMS 6.
 2B - Matt Cepicky(13).
 HR - Josh Bard(13).
 SB - J. Dillon 2(19), Matt Cepicky 2(10), Mike Byas(14). CS - Chris Curry(1).

Texas Tech						Southwest Mo. State					
Name	IP	H	R	ER	BB SO AB BF	Name	IP	H	R	ER	BB SO AB BF
Monty Ward	8.0	10	4	0	0 9 34 34	Scott Geltz	9.0	5	2	1	5 7 33 38

Winner - Scott Geltz 7-2. Loser - Monty Ward 9-4. Save - None.
 PB - L. Burkhardt(15).
 Umpires - Home:Nagussan 1st:Levine 2nd:Metzel 3rd:Heureux
 Start: 11 a.m. Time: 1:59 Attendance: 2191

Game Notes:
 Second day of the NCAA Central Regional
 Dan Law Field on the Texas Tech Campus in Lubbock, Texas

Texas Tech vs North Carolina May 21, 1998 at Miami, Fla.

Texas Tech 6 (44-18)						North Carolina 2 (39-22)					
Name (Pos)	AB	R	H	RBI	BB SO PO A	Name (Pos)	AB	R	H	RBI	BB SO PO A
Keith Ginter 2b	5	1	0	0	0 1 1 4	Dan Hoylen c	4	0	1	0	0 0 9 0
Ryan Ruiz cf	2	1	1	0	2 0 1 0	Brian Roberts ss	3	0	1	0	0 1 2 2
Brennan Burns dh	4	1	1	0	0 0 0 0	Jarrett Shearin cf	4	0	0	0	0 2 3 0
Josh Bard c	4	1	3	0	2 8 0	Chris LaMarsh dh	4	0	0	0	1 0 0
Kevin Jordan 3b	3	1	0	0	1 0 0 0	Richie Grimley lf	3	0	0	0	0 2 1 0
Jason Landreth lf	3	1	2	1	1 1 0	Kevin Davidson rf	3	0	0	0	1 3 0
Mark Austry 1b	2	0	0	0	2 0 13 1	Ryan Earey 3b	3	0	1	0	0 0 1 0
Miles Durham rf	4	0	0	0	3 1 0	Jay Madiera 1b	2	1	0	0	1 8 2
Jason Huth ss	4	0	0	0	2 1 4	Rob Miano 2b	2	1	0	0	0 0 0 5
Shane Wright p	0	0	0	0	0 1 3	Ryan Snare p	0	0	0	0	0 0 0 1

Totals..... 31 6 5 6 6 9 27 12 Totals..... 28 2 4 1 0 8 27 10

Score by Innings: R H E

Texas Tech	000	000	240	-	6	5	1
North Carolina	000	002	000	-	2	4	1

E - JINTER, K., ROBERTS, B..
 DP - Red Raiders 2, Tar Heels 1. LOB - Red Raiders 4, Tar Heels 2.
 2B - MADEIRA, J..
 HR - BARD, J., LANDRETH, J..
 CS - LANDRETH, J..
 SH - ROBERTS, B., MADEIRA, J., MIANO, R..

Texas Tech						North Carolina					
Name	IP	H	R	ER	BB SO AB BF	Name	IP	H	R	ER	BB SO AB BF
Shane Wright	9.0	4	2	2	0 8 28 31	Ryan Snare	6.1	3	2	2	4 6 20 24

Winner - WRIGHT, S. 14-1. Loser - RICHARDSON, C. 3-2. Save - None.
 Umpires - Home:Ken Graener 1st:RonSebastian 2nd:LarryRandall 3rd:J.Cacciatori
 Start: 12 noon Time: 2:05 Attendance: 600



Texas Tech Baseball Statistics

South Carolina vs Texas Tech May 22, 1998 at Miami, Fla.

South Carolina 9 (44-16)						Texas Tech 8 (44-19)						
Name (Pos)	AB	R	H	RBI	BB SO PO A	Name (Pos)	AB	R	H	RBI	BB SO PO A	
Mike Curry cf.....	3	3	1	1	2	1	0	0	0	1	2	2
Adam Everett ss.....	5	1	2	0	0	2	1	1	1	1	2	0
Derick Urquhart lf.....	5	2	3	1	0	1	1	0	0	1	0	0
Ryan Bordenick c.....	4	2	1	4	1	2	1	2	3	0	0	0
Adam Poe rf.....	5	0	1	0	0	3	1	0	0	0	0	0
Clint Collins dh.....	4	1	1	3	1	1	0	0	0	0	0	0
Mike Knox 1b.....	5	0	0	0	0	2	1	0	1	1	0	0
Eric Staeton 3b.....	3	0	1	0	1	1	0	0	0	0	0	0
Jay Lambert 2b.....	4	0	2	0	0	2	1	3	0	0	0	0
Brett Jodie p.....	0	0	0	0	0	0	1	1	0	0	0	0
Jason Pomar p.....	0	0	0	0	0	0	0	0	0	0	0	0
Patrick Sexton p.....	0	0	0	0	0	0	0	0	0	0	0	0
Totals.....	38	9	12	9	5	15	27	11	8	13	8	4

Score by Innings: R H E
 South Carolina 101 000 034 - 9 12 1
 Texas Tech 000 140 300 - 8 13 0

E - JANTON, E.
 DP - Gamecocks 1, Red Raiders 1. LOB - Gamecocks 7, Red Raiders 8.
 2B - URQUHART, D., LANDRETH, J.
 HR - CURRY, M., BORDENICK, R., COLLINS, C., AUSTRY, M.,
 SB - CURRY, M., EVERETT, A., CS - JORDAN, K.,
 SH - RUIZ, R..

South Carolina						Texas Tech						
Name (Pos)	IP	H	R	ER	BB SO AB BF	Name (Pos)	IP	H	R	ER	BB SO AB BF	
Brett Jodie.....	4.2	9	5	5	4	8	19	25				
Jason Pomar.....	1.1	4	3	2	0	3	9	9				
Patrick Sexton.....	3.0	0	0	0	0	1	9	9				

Winner - SEXTON, P. 3-1. Loser - RALSTON, B. 3-4. Save - None.
 WP - JODIE, B. 2, POMAR, J., WARD, M., RALSTON, B., BK - WARD, M.,
 HBP - by JODIE, B. (BURNS, B.).
 Umpires - Home:J.Cacciatore 1st:Scott Graham 2nd:RonSebastian 3rd:LarryDonovan
 Start: 7:40 pm Time: 3:18 Attendance: 5551
 POMAR, J. faced 3 batters in the 7th.
 WARD, M. faced 2 batters in the 8th.

Texas Tech Baseball Statistics

Miami vs Texas Tech May 23, 1998 at Miami, Fla.

Miami 13 (48-10)						Texas Tech 0 (44-20)						
Name (Pos)	AB	R	H	RBI	BB SO PO A	Name (Pos)	AB	R	H	RBI	BB SO PO A	
Bobby Hill ss.....	6	3	2	4	0	2	2	1	0	0	0	1
German Alvarez lf.....	3	3	2	4	1	0	0	0	0	0	0	0
Mark Walker ph/Lf.....	1	0	0	0	0	1	0	0	0	0	0	0
Aubrey Huff 3b.....	4	0	0	0	1	1	0	1	0	0	1	0
Pat Burrell dh.....	3	1	1	1	1	0	0	0	0	0	0	0
Kevin Brown dh.....	1	0	0	0	0	1	0	0	0	0	0	0
Jason Michaels rf.....	5	1	3	1	0	1	2	0	0	0	0	0
Nanny Crespo 2b.....	4	1	0	0	0	2	1	3	0	0	0	0
Kris Clute 2b.....	1	0	0	0	0	0	0	0	0	0	0	0
Rick Saggese 1b.....	4	2	3	1	1	1	8	1	0	0	0	0
Russ Jacobson c.....	3	1	3	1	0	0	10	2	0	0	0	0
Greg Lovelady c.....	1	0	0	0	0	2	0	0	0	0	0	0
Brian Seever cf.....	4	1	0	1	0	2	0	0	0	0	0	0
Alex Santos p.....	0	0	0	0	0	0	0	0	0	0	0	0
Alex Pendas p.....	0	0	0	0	0	0	0	0	0	0	0	0
Totals.....	40	13	14	13	4	9	27	11	32	0	8	3

Score by Innings: R H E
 M 102 420 400 - 13 14 2
 Texas Tech 000 000 000 - 0 8 3

E - HILL, B. 2, BARD, J., JORDAN, K., LANDRETH, J.,
 DP - Hurricanes 1, Red Raiders 1. LOB - Hurricanes 6, Red Raiders 9.
 2B - MICHAELS, J., SAGGESE, R., SB - MICHAELS, J.,
 HR - HILL, B., ALVAREZ, G. 2, BURRELL, P.,
 CS - RUIZ, R., BARD, J., AUSTRY, M.,
 SH - JORDAN, K., SF - SEEVER, B..

Miami						Texas Tech						
Name (Pos)	IP	H	R	ER	BB SO AB BF	Name (Pos)	IP	H	R	ER	BB SO AB BF	
Alex Santos.....	8.0	6	0	0	3	10	27	31				
Alex Pendas.....	1.0	2	0	0	0	1	5	5				

Winner - SANTOS, A. 14-1. Loser - ALLISON, C. 3-5. Save - None.
 WP - ALLISON, C., SMITH, J., CI - BARD, J.,
 Umpires - Home:Ken Gracner 1st:RonSebastian 2nd:LarryRandall 3rd:J.Cacciatore
 Start: 12 noon Time: 2:42 Attendance: 4000

Game Notes:
 Miami's shutout of Texas Tech broke a streak of 155 consecutive games that Texas Tech had not been shut out. The last time the Red Raiders were shut out was on March 23, 1996 when they lost 8-0 at Baylor.

1999 Texas Tech Baseball

Rutgers at #22 Texas Tech - May 28, 1999 at Lubbock, Texas

RUTGERS 2 (37-20)						#22 TEXAS TECH 5 (41-15)						
Name (Pos)	AB	R	H	RBI	BB SO PO A	Name (Pos)	AB	R	H	RBI	BB SO PO A	
David DeJesus (RF).....	4	0	1	0	0	1	1	1	0	0	1	4
Darren Fenster (SS).....	4	0	2	0	0	1	3	4	0	0	2	0
Pete Zoccolillo (LF).....	3	0	0	0	0	2	0	0	0	1	0	3
Jake Daubert (3B).....	4	0	0	0	0	1	2	0	0	0	0	0
Michael O'Brien (1B).....	4	1	1	0	0	11	1	0	0	0	0	0
Todd Speedy (DH).....	4	1	1	0	0	0	0	0	0	0	0	0
Matthew Wolski (2B).....	4	0	1	0	1	5	4	0	0	0	0	0
Michael Popowski (C).....	3	0	1	0	0	0	1	1	0	0	0	0
Brian Cierniecki (CF).....	3	0	1	0	0	0	0	0	0	0	0	0
James Wilson (P).....	0	0	0	0	0	0	0	4	0	0	0	0
Totals.....	33	2	8	2	0	3	24	17	26	5	7	1

Score by Inning: R H E
 Rutgers 000 000 200 2 8 3
 #22 Texas Tech 001 202 00X 5 7 1

E - FENSTER, WILSON 2, HUTH.
 DP - ScarKnights 1, Red Raiders 2.
 LOB - ScarKnights 5, Red Raiders 5.
 2B - CIERNIECKI(S), HOLZHAUER(12), HUTH(8).
 SB - CUNNINGHAM,M(3), HOLZHAUER(11), WOODCOCK(13), CS - SPEEDY, WOODCOCK.
 SH - CUNNINGHAM,M, AUSTRY, SAMPSON, SF - RUIZ.

Rutgers						Texas Tech						
Name (Pos)	IP	H	R	ER	BB SO AB BF	Name (Pos)	IP	H	R	ER	BB SO AB BF	
James Wilson.....	8.0	7	5	2	3	1	26	34				
Shane Wright.....	9.0	8	2	0	0	3	33	34				

Winner - WRIGHT 10-4. Loser - WILSON 8-3. Save - None.
 WP - WILSON.
 HBP - by WRIGHT (ZOCOLILLO), by WILSON (EIGUREN).
 Umpires - Home: B.Woodall 1st:K.Gillmore 2nd:Mike Wallace 3rd:TonyThompson
 Start: Time: 2:10 Attendance: 4089

1999 Texas Tech Baseball

UW-Milwaukee at #22 Texas Tech - May 29, 1999 at Lubbock, Texas

#22 TEXAS TECH 8 (42-15)						UW-MILWAUKEE 5 (41-15)						
Name (Pos)	AB	R	H	RBI	BB SO PO A	Name (Pos)	AB	R	H	RBI	BB SO PO A	
Marco Cunningham (CF).....	5	2	2	1	0	0	0	0	0	0	0	0
Ryan Ruiz (LF).....	3	1	1	2	1	1	0	0	0	0	1	3
Josh Bard (C).....	5	1	1	1	0	0	5	0	0	0	2	0
Chaz Eiguren (DH).....	3	0	0	0	0	0	0	0	0	0	0	0
Allen Marshall (DH/PH).....	1	0	0	0	0	1	0	0	0	0	0	0
Trey Lunsford (PH).....	0	0	0	0	0	0	0	0	0	0	0	0
Scott Holzhauser (2B).....	5	1	2	0	0	2	7	0	0	0	1	14
Mark Austry (1B/RF).....	3	1	0	0	1	0	14	2	0	0	1	1
Chris Sampson (RF).....	1	0	0	0	0	1	0	0	0	0	0	0
Miles Durham (RF).....	2	0	1	0	0	0	1	0	0	0	0	0
Brennan Burns (PH).....	1	0	1	1	0	0	0	0	0	0	0	0
Clancy Fossum (PR).....	0	0	0	0	0	0	0	0	0	0	0	0
David O'Keefe (1B).....	0	0	0	0	0	0	2	0	0	0	0	0
Lance Woodcock (SS).....	3	1	1	1	0	0	4	0	0	0	0	0
Jason Huth (3B).....	3	1	1	1	0	0	2	0	0	0	0	0
Kevin Tracey (P).....	0	0	0	0	0	0	0	1	0	0	0	0
Brandon Roberson (P).....	0	0	0	0	0	0	3	2	0	0	0	0
Totals.....	35	8	10	6	3	3	27	18	35	5	7	5

Score by Inning: R H E
 #22 Texas Tech 000 031 013 8 10 1
 UW-Milwaukee 301 100 000 5 7 2

E - HUTH, TYLKE, LUDWIG.
 LOB - Red Raiders 7, Panthers 9.
 2B - CUNNINGHAM,M(16), BARD(28), HOLZHAUER 2(14), DURHAM(S), WOODCOCK(10), HUTH(9), JOHNSON(16), OILER(8).
 HR - HUEBNER(6).
 SH - RUIZ, LUNSFORD, AUSTRY, SF - WOODCOCK.

Texas Tech						UW-Milwaukee						
Name (Pos)	IP	H	R	ER	BB SO AB BF	Name (Pos)	IP	H	R	ER	BB SO AB BF	
Kevin Tracey.....	2.1	2	4	1	2	2	10	12				
Brandon Roberson.....	6.2	5	1	1	3	3	25	29				

Winner - ROBERSON 3-4. Loser - NEARY 6-8. Save - None.
 PB - BARD, LUDWIG.
 HBP - by ROBERSON(LUDWIG).
 Umpires - Home:K.Gillmore 1st:Don January 2nd:TonyThompson 3rd:Mike Cerra
 Start: 3 p.m. Time: 2:25 Attendance: 4197



NCAA TOURNAMENT HISTORY

1999 Texas Tech Baseball

#1 Rice at #22 Texas Tech - May 30, 1999 at Lubbock, Texas

#22 TEXAS TECH 1 (42-16)										#1 RICE 3 (55-12)									
Name (Pos)	AB	R	H	RBI	BB	SO	PO	A		Name (Pos)	AB	R	H	RBI	BB	SO	PO	A	
Marco Cunningham (CF).....	5	0	2	0	0	1	1	0		Charles Williams (LF).....	4	1	2	0	0	0	2	0	
Ryan Ruiz (LF).....	2	0	0	0	3	0	1	0		Brett Smith (2B).....	4	0	1	0	0	1	2	2	
Josh Bard (C).....	5	0	1	0	0	1	4	1		Damon Thames (SS).....	4	1	1	1	0	0	1	2	
Chaz Eiguren (DH).....	3	0	0	0	1	0	0	0		Will Ford (RF).....	4	1	3	2	0	0	1	0	
Allen Marshall (PH).....	1	0	0	0	1	0	0	0		Jason Gray (CF).....	3	0	0	0	0	1	4	0	
Scott Holzhauser (2B).....	3	0	0	0	1	1	2	4		Justin Berg (DH).....	3	0	1	0	0	0	0	0	
David O'Keeffe (1B).....	4	0	0	0	0	1	13	0		Jacob Baker (1B).....	3	0	0	0	0	2	9	0	
Lance Woodcock (SS).....	4	0	0	0	0	1	1	6		Zane Curry (CF).....	3	0	0	0	0	0	8	0	
Jason Huth (3B).....	3	0	1	0	1	1	0	1		Matt Fox (3B).....	2	0	0	0	1	1	0	2	
Miles Durham (RF).....	3	0	1	0	0	0	2	0		Kenny Baugh (P).....	0	0	0	0	0	0	0	2	
Brennan Burns (PH).....	0	0	0	0	1	0	0	0		Jesse Kurtz-Nicholl (P).....	0	0	0	0	0	0	0	0	
Chris Sampson (PR/LF).....	0	1	0	0	0	0	0	0		Totals	30	3	8	3	1	5	27	8	
Brad Ralston (P).....	0	0	0	0	0	0	0	0											
Totals	33	1	5	0	6	8	24	12											

SCORE BY INNING					R	H	E
#22 Texas Tech	000	000	001		1	5	0
#1 Rice	100	000	002		3	8	2

Note: None out, 0 runner(s) LOB when the game ended.

E - SMITH, THAMES.
DP - Red Raiders 2, Owls 1. LOB - Red Raiders 11, Owls 4.
2B - SMITH(9).
HR - FORD(10).
SB - CUNNINGHAM,M(37), HOLZHAUSER(12), DURHAM(27).

Texas Tech.....	IP	H	R	ER	BB	SO	AB	BF	Rice	IP	H	R	ER	BB	SO	AB	BF
Brad Ralston	8.0	8	3	3	1	5	30	31	Kenny Baugh	8.2	4	1	0	6	8	30	36
									Jesse Kurtz-Nicholls	0.1	1	0	0	0	0	3	3

Winner - KURTZ-NICH. 7-1. Loser - RALSTON 9-2. Save - None.
WP - RALSTON 2.
Umpires - Home:Don January 1st:B.Woodall 2nd:Mike Cerra 3rd:Mike Wallace
Start: 2 p.m. Time: 2:25 Attendance: 5031

1999 Texas Tech Baseball

#1 Rice at #22 Texas Tech - May 30, 1999 at Lubbock, Texas

#1 RICE 15 (56-12)										#22 TEXAS TECH 11 (42-17)									
Name (Pos)	AB	R	H	RBI	BB	SO	PO	A		Name (Pos)	AB	R	H	RBI	BB	SO	PO	A	
Charles Williams (LF).....	6	1	0	0	0	0	2	0		Marco Cunningham (CF).....	6	1	2	0	0	0	2	0	
Brett Smith (2B).....	4	2	0	0	2	1	3	4		Ryan Ruiz (LF).....	4	1	2	2	2	2	3	0	
Damon Thames (SS).....	5	3	3	0	0	0	3	6		Brennan Burns (DH).....	5	2	3	2	1	1	0	0	
Will Ford (RF).....	6	3	3	4	0	0	0	0		Trey Lunsford (PR).....	0	0	0	0	0	0	0	0	
Jason Gray (CF).....	4	2	3	1	2	0	2	0		Josh Bard (C).....	6	0	1	1	0	0	3	0	
Justin Berg (DH).....	6	1	3	3	0	1	0	0		Scott Holzhauser (2B).....	5	3	2	0	1	0	1	4	
Jacob Baker (1B).....	5	1	2	1	0	0	8	1		Mark Austry (1B).....	2	2	0	0	2	0	12	0	
Matt Fox (3B).....	3	2	0	0	2	0	0	2		David O'Keeffe (PH/1B).....	1	0	0	0	0	1	1	0	
John Lukin (C).....	4	0	1	2	0	1	8	0		Miles Durham (RF).....	3	1	2	3	1	0	2	0	
Zane Curry (C).....	1	0	0	0	0	0	1	0		Lance Woodcock (SS).....	2	0	1	0	0	1	1	1	
Stephen Bess (P).....	0	0	0	0	0	1	0	0		Allen Marshall (SS).....	3	0	1	0	0	2	1	1	
Jeff Nichols (P).....	0	0	0	0	0	0	0	0		Jason Huth (3B).....	5	1	2	1	0	2	1	2	
Jesse Kurtz-Nicholls (P).....	0	0	0	0	0	0	0	0		Cade Allison (P).....	0	0	0	0	0	0	0	0	
Mario Ramos (P).....	0	0	0	0	0	0	0	0		Zach Stewart (P).....	0	0	0	0	0	0	0	0	
Totals	44	15	15	11	6	3	27	14		Steve Rowe (P).....	0	0	0	0	0	0	0	0	

SCORE BY INNING					R	H	E
#1 Rice	0210	030	000		15	15	3
#22 Texas Tech	000	131	600		11	16	2

E - BAKER, LUKIN, NICHOLS, AUSTRY, HUTH.
DP - Owls 1. LOB - Owls 9. Red Raiders 12.
2B - GRAY(11), BERG(18), LUKIN(5), RUIZ(8), BURNS(3), DURHAM(6).
HR - FORD(11), HUTH(2).
SB - RUIZ(35).
SH - DURHAM.

Texas Tech.....	IP	H	R	ER	BB	SO	AB	BF	Rice	IP	H	R	ER	BB	SO	AB	BF
Cade Allison	2.0	4	4	4	2	0	10	12	Stephen Bess	3.0	2	1	1	6	1	9	16
Zach Stewart	0.0	2	2	1	0	0	2	2	Jeff Nichols	3.0	6	6	1	0	5	17	17
Steve Rowe	0.2	1	4	0	2	1	4	6	Jesse Kurtz-Nicholls	2.0	8	4	0	1	3	14	15
Shane Wright	0.0	2	2	0	0	0	3	3	Mario Ramos	1.0	0	0	0	0	0	2	2
Chris Sampson	2.0	4	3	3	0	0	10	11									
Clancy Fossum	3.2	2	0	0	1	13	14										
Brandon Roberson	0.2	0	0	0	1	1	2	3									

Winner - NICHOLS 14-3. Loser - ALLISON 4-2. Save - RAMOS (2).
WP - NICHOLS.
HBP - by SAMPSON (THAMES).
Umpires - Home:B. Woodall 1st:Mike Cerra 2nd:K. Gillmore 3rd:Don January
Start: 6 p.m. Time: 3:20 Attendance: 4054
ALLISON faced 2 batters in the 3rd.
STEWART faced 2 batters in the 3rd.
WRIGHT faced 3 batters in the 3rd.
BESS faced 3 batters in the 4th.
NICHOLS faced 2 batters in the 7th.
KURTZ-NICH. faced 2 batters in the 9th.

2000 Texas Tech Baseball

Texas Tech at #24 Rice - May 26, 2000 at Houston, Texas (Cougar Field)

TEXAS TECH 2 (35-25)										#24 RICE 5 (41-21)									
Name (Pos)	AB	R	H	RBI	BB	SO	PO	A		Name (Pos)	AB	R	H	RBI	BB	SO	PO	A	
Marco Cunningham (CF).....	5	1	1	0	0	0	5	0		Brett Smith (2B).....	5	1	1	0	0	0	1	3	
Scott Holzhauser (SS).....	3	0	1	0	1	0	1	2		Eric Arnold (SS).....	4	1	2	1	0	0	1	3	
Jason Rainey (LF).....	4	0	0	0	3	1	0	0		Jason Gray (CF).....	4	1	2	2	0	1	3	0	
Chaz Eiguren (DH).....	4	1	4	1	0	0	0	0		Jesse Roman (DH).....	3	0	0	0	1	0	0	0	
Chad Landry (RF).....	4	1	0	0	2	0	0	0		Mitch Ackal (RF).....	4	0	1	0	0	0	0	0	
Eric McLamore (RF).....	0	0	0	0	0	0	0	0		Tony Adler (3B).....	3	1	1	0	0	1	2	4	
Shaun Larkin (2B).....	4	0	1	0	0	1	1	1		Jerry Van Noy (LF).....	2	0	1	0	1	0	0	0	
David O'Keeffe (3B).....	3	0	1	1	0	1	0	1		John Lukin (C).....	4	1	0	0	0	1	8	0	
David Garza (PR).....	0	0	0	0	0	0	0	0		Jayme Sperring (1B).....	4	0	2	2	0	1	11	0	
Mark Austry (1B).....	4	0	0	0	0	1	11	1		Kenny Baugh (P).....	0	0	0	0	0	1	2	0	
Trey Lunsford (C).....	3	0	0	0	0	0	4	0		Totals	33	5	11	5	2	4	27	12	
Brennan Burns (PH).....	0	0	0	0	1	0	0	0											
Kevin Tracey (P).....	0	0	0	0	0	0	1	3											
Totals	34	2	9	2	2	8	24	8											

SCORE BY INNING					R	H	E
Texas Tech	000	110	000		2	9	2
#24 Rice	200	011	01X		5	11	0

E - O'Keeffe(6), Lunsford(4).
DP - Rice 2. LOB - Texas Tech 8, Rice 8.
2B - Arnold(2), Lukin(10).
HR - Arnold(15), Gray(3).
SB - Gray(11).
SH - Adler(2), Van Noy(10).

Texas Tech.....	IP	H	R	ER	BB	SO	AB	BF	Rice	IP	H	R	ER	BB	SO	AB	BF
Kevin Tracey	8.0	11	5	4	2	4	33	37	Kenny Baugh	9.0	9	2	2	2	8	34	37

Win - Baugh 12-2. Loss - Tracey 9-7. Save - None.
WP - Baugh(7).
HBP - by Baugh (O'Keeffe).
Umpires - Home: Tony Maners 1st: Dan Marple 2nd: Phil Benson 3rd: Mike Kiernan
Start: 3:01 pm Time: 2:22 Attendance: 4583

2000 Texas Tech Baseball

Texas Tech vs. Princeton - May 27, 2000 at Houston, Texas (Cougar Field)

TEXAS TECH 10 (36-25)										PRINCETON 1 (24-20)									
Name (Pos)	AB	R	H	RBI	BB	SO	PO	A		Name (Pos)	AB	R	H	RBI	BB	SO	PO	A	
Marco Cunningham (CF).....	4	1	1	0	1	0	3	0		Watterson (DH).....	4	0	2	0	0	0	0	0	
Scott Holzhauser (SS).....	5	1	2	2	0	0	5	3		Boran (SS).....	3	0	0	0	1	0	3	4	
Jason Rainey (LF).....	3	2	0	0	2	1	5	0		Hanson (1B).....	4	0	0	0	0	0	8	3	
Chaz Eiguren (DH).....	4	2	1	1	0	0	0	0		Krance (RF).....	4	0	0	0	0	0	2	0	
Chad Landry (RF).....	3	1	1	0	0	1	0	0		Hildreth (C).....	4	1	1	0	0	1	4	0	
Cory Sellars (RF).....	2	1	1	3	0	0	0	0		Martin (CF).....	3	0	2	1	1	0	3	0	
Shaun Larkin (2B).....	4	1	2	3	0	0	2	6		Achterberg (LF).....	4	0	0	0	0	1	2	0	
David O'Keeffe (3B).....	2	0	0	0	1	1	0	1		McNally (3B).....	3	0	0	0	0	0	0	1	
Eric McLamore (PR/3B).....	1	0	0	0	0	1	0	0		Phillips (2B).....	3	0	1	0	0	0	2	5	
Mark Austry (1B).....	4	1	1	0	0	0	9	0		Quintana (P).....	0	0	0	0	0	0	0	0	
Trey Lunsford (C).....	3	0	1	0	0	1	2	0		Rowland (P).....	0	0	0	0	0	0	0	1	
Brennan Burns (PH/C).....	1	0	0	0	0	0	0	0		Quillian (P).....	0	0	0	0	0	0	2	0	
Cory Metzler (P).....	0	0	0	0	0	0	0	0		Totals	32	<							



2000 Texas Tech Baseball

#24 Rice vs. Texas Tech - May 27, 2000 at Houston, Texas (Cougar Field)

#24 RICE 11 (42-22)										TEXAS TECH 4 (36-26)									
Name (Pos)	AB	R	H	RBI	BB	SO	PO	A		Name (Pos)	AB	R	H	RBI	BB	SO	PO	A	
B.Smith (2B)	3	0	1	1	0	1	0	1		Scott Holzhauser (SS)	4	1	1	1	1	1	1	0	
Gray (CF)	4	2	1	0	1	1	0	0		Shaun Larkin (2B)	5	1	1	0	0	2	3		
Arnold (SS)	5	2	2	0	0	1	2	1		Marco Cunningham (CF)	4	2	2	2	0	1	3	0	
Roman (DH)	4	2	2	2	0	0	0	0		Chaz Eiguren (DH)	2	0	0	0	2	0	0	0	
Ackal (RF)	5	2	3	1	0	1	0	0		Jason Rainey (LF)	3	0	1	1	0	2	2	0	
Van Noy (LF)	5	1	1	0	0	1	1	0		Chad Landry (RF)	4	0	0	0	3	2	0	0	
Sperring (1B)	4	0	2	3	0	0	9	1		Brennan Burns (C)	0	0	0	0	0	0	0	0	
Lukin (C)	4	1	1	0	0	11	1	1		Mark Austry (1B)	4	0	0	0	0	3	9	0	
Ghutzman (C)	1	0	0	0	0	2	0	0		Trey Lunsford (C)	3	0	0	0	0	1	6	0	
Fox (3B)	5	1	2	0	0	1	2		Cory Sellars (PH/LF)	1	0	0	0	0	0	0	0		
J.Skaggs (P)	0	0	0	0	0	1	2		Eric McLamore (3B)	3	0	1	0	0	2	1	3		
Totals	40	11	15	7	1	5	27	8		Totals	34	4	6	4	3	14	27	8	

SCORE BY INNING	R H E		
#24 Rice	402	010	040
Texas Tech	103	000	000

E - Arnold, Lukin, Fox, Holzhauser, S(2)(7), McGinley, B(1).
 DP - RU 1, LOB - RU 7, TT 7.
 2B - Ackal, Sperring 2, Lukin, Larkin, S(20), Rainey, J(17), McLamore, E(8).
 HR - Holzhauser, S(8), Cunningham M(3), SB - Rainey, J(18).
 SH - B.Smith, SF - B.Smith, Roman, Sperring.

Texas Tech	IP	H	R	ER	BB	SO	AB	BF	Rice	IP	H	R	ER	BB	SO	AB	BF
Blake McGinley	7.0	14	9	4	0	5	34	36	J.Skaggs	9.0	6	4	3	3	14	34	38
Steve Rowe	0.2	1	2	0	1	0	2	5									
Clancy Fossum	1.1	0	0	0	0	0	4	4									

Win - J.Skaggs 12-2. Loss - McGinley, B 5-4. Save - None.
 WP - J.Skaggs 3, McGinley, B 2(2). HBP - by J.Skaggs (Rainey, J).
 Umpires - Home: Ken Couch 1st: Tony Maners 2nd: Tim Catton 3rd: Phil Benson
 Start: 7:01 Time: 2:22 Attendance: 2477

2001 Texas Tech Baseball Temple vs Texas Tech May 26, 2001 at Fullerton, Calif. (Goodwin Field)

Temple 3 (27-31)										Texas Tech 14 (41-19-1)									
Player	ab	r	h	rbi	bb	so	po	a	lob	Player	ab	r	h	rbi	bb	so	po	a	lob
Bob Miller cf	4	1	1	0	0	1	2	0	1	Brent Fossum lf	6	1	1	2	0	1	2	0	2
John Quigley cf	1	0	1	0	0	0	0	0	0	Austin Cranford dh	3	1	2	1	1	0	0	0	0
Jim Tully ss	5	0	2	0	0	0	3	5	3	Gera Alvarez ss	5	2	2	0	0	1	2	1	0
Kyle Sweppenhiser 3b	4	0	1	1	0	0	0	0	0	Nick Blankenship 3b	5	2	3	1	0	1	0	3	2
Kevin Sharp 2b	0	0	0	0	0	0	0	0	0	Anthony Arnerich c	4	2	1	0	0	0	5	1	2
Joe Lyall rf	3	1	0	1	0	0	1	2	Brennan Burns c	1	0	0	0	0	1	0	1	0	
Al Roach rf	0	0	0	0	0	0	0	0	Kerry Hodges rf	4	2	3	1	1	1	0	1	0	
Rob Cucinotta 1b	4	0	1	1	0	2	7	0	0	Bryon Smith 2b/1b	4	1	2	4	0	0	1	5	0
Sam Sabolchick dh	4	0	0	0	1	0	0	1	Chad Landry 1b	4	1	1	2	0	0	9	2	0	
Keith Ramsey lf	2	0	0	0	1	0	0	1	Matt Deichert 2b	1	0	0	0	1	0	1	0	0	
Chris Krusen lf	2	1	1	1	0	2	0	0	Tyler Carson cf	5	2	3	0	0	0	3	0	1	
Jeff Roma c	2	0	0	0	0	3	1	0	Cory Metzler p	0	0	0	0	0	4	3	0	0	
Mike Brown c	1	0	0	0	0	4	0	0	Totals	42	14	17	14	2	6	27	17	8	
Mike Jenkins 2b	1	0	1	0	1	0	3	2	0										
Brandon Bruno pr	0	0	0	0	0	0	0	0	0										
Spencer Witte 2b/3b	1	0	1	0	0	0	0	0	0										
Jeff Rugg p	0	0	0	0	0	0	0	0	0										
Matt Powell p	0	0	0	0	0	0	0	0	0										
Alan Birnbrauer p	0	0	0	0	0	0	0	0	0										
Mike Caron p	0	0	0	0	0	0	0	0	0										
Totals	34	3	9	3	2	5	24	9	8										

Score by Innings	1	2	3	4	5	6	7	8	9	R	H	E
Temple	0	0	1	0	0	0	1	1	0	3	9	3
Texas Tech	5	0	0	1	5	2	1	0	X	14	17	0

E - K. Sweppenhiser; M. Jenkins 2. LOB - Temple 8; Texas Tech 8. 2B - M. Jenkins; Blankenship. 3B - R. Cucinotta; Carson. HR - C. Krusen; Fossum; Alvarez; Smith. HBP - J. Roma; Cranford. SH - M. Jenkins. SF - Smith. CS - Hodges, K..

Temple	IP	H	R	ER	BB	SO	AB	BF	Texas Tech	IP	H	R	ER	BB	SO	AB	BF
Jeff Rugg	0.0	3	5	3	0	0	4	5	Cory Metzler	9.0	9	3	3	2	5	34	38
Matt Powell	4.1	8	6	3	2	0	21	24									
Alan Birnbrauer	2.2	4	3	3	0	4	12	12									
Mike Caron	1.0	2	0	0	0	2	5	5									

Win - Metzler (6-3). Loss - J. Rugg (8-6). Save - None.
 HBP - by J. Rugg (Cranford); by Metzler (J. Roma). PB - J. Roma.

Umpires - HP: Jack Cox 1B: Terry Mann 2B: David Buck 3B: Bryan Donnelly
 Start: 1:00 pm Time: 2:35 Attendance: 954
 J. Rugg faced 5 batters in the 1st.

2001 Texas Tech Baseball Texas Tech vs Arizona State May 25, 2001 at Fullerton, Calif. (Goodwin Field)

Texas Tech 3 (40-19-1)										Arizona State 12 (37-18-1)									
Player	ab	r	h	rbi	bb	so	po	a	lob	Player	ab	r	h	rbi	bb	so	po	a	lob
Austin Cranford dh	5	1	1	0	0	0	0	0	0	Nick Walsh dh	3	2	1	0	1	0	0	0	2
Jason Rainey lf	4	0	1	0	0	1	0	1	0	Chris Duffy cf	5	1	2	1	0	1	2	0	2
Gera Alvarez ss	4	1	1	1	0	5	6	1	0	Brooks Conrad 2b	3	1	1	2	0	0	2	2	1
Nick Blankenship 3b	4	0	2	0	0	1	0	0	0	Casey Myers c	5	2	4	3	0	0	5	1	0
Anthony Arnerich c	4	0	2	0	0	0	4	0	0	Rod Allen lf	5	1	2	1	0	0	2	0	1
Kerry Hodges rf	4	0	2	0	0	1	0	0	0	Mike Lopez 3b	3	3	1	0	0	1	0	2	1
Chad Landry 1b	3	0	0	0	1	10	0	3	Steve Garrabrants ph/3b	1	0	0	0	0	0	0	0	0	
Bryon Smith 2b	4	1	1	1	0	2	2	5	1	Dennis Wyrick ss	5	0	2	0	0	1	3	3	0
Tyler Carson cf	3	0	1	0	0	1	0	0	0	Jeff Phelps 1b	4	1	1	1	0	1	8	0	0
Brandon Roberson p	0	0	0	0	0	0	0	0	0	Jeremy West 1b	1	0	0	0	0	0	1	0	1
Chad Ertel p	0	0	0	0	0	0	1	0	0	Jonah Martin rf	4	1	3	3	0	0	3	0	0
Steve Rowe p	0	0	0	0	0	0	0	0	0	Mike Esposito p	0	0	0	0	0	0	0	0	0
Mike Larsen p	0	0	0	0	0	0	1	0	0	Andy Torres p	0	0	0	0	0	0	0	1	0
Clancy Fossum p	0	0	0	0	0	0	0	0	0	Totals	39	12	17	11	3	3	27	11	8
Totals	35	3	11	2	1	5	24	13	7										

Score by Innings	1	2	3	4	5	6	7	8	9	R	H	E
Texas Tech	1	0	0	1	0	0	1	0	0	3	11	2
Arizona State	1	1	0	0	0	1	9	0	X	12	17	1

E - Blankenship; Landry, C.; Wyrick. DP - Texas Tech 4; ASU 2. LOB - Texas Tech 7; ASU 8. 2B - Cranford; Arnerich, A.; Myers; Allen; Martin. HR - Alvarez; Smith; Duffy; Myers. HBP - Cranford; Walsh; Conrad. SB - Hodges, K.; Conrad. CS - Landry, C..

Texas Tech	IP	H	R	ER	BB	SO	AB	BF	Arizona State	IP	H	R	ER	BB	SO	AB	BF
Brandon Roberson	4.0	6	2	1	2	2	18	20	Mike Esposito	5.0	5	2	2	1	4	18	20
Chad Ertel	2.0	6	5	5	1	1	11	12	Andy Torres	4.0	6	1	1	0	1	17	17
Steve Rowe	0.1	3	3	3	0	0	4	4									
Mike Larsen	0.2	1	2	2	0	0	3	4									
Clancy Fossum	1.0	1	0	0	0	0	3	4									

Win - Torres (13-4). Loss - Ertel (3-3). Save - None.
 WP - Larsen; Esposito 2. HBP - by Esposito (Carson); by Larsen (Walsh); by Fossum, C. (Conrad). PB - Myers.

Umpires - HP: Arthur Schmidt 1B: Jack Cox 2B: Dan Pederson 3B: Dave Buck
 Start: 3:07 pm Time: 2:54 Attendance: 1037
 Roberson, B. faced 2 batters in the 5th.
 Ertel faced 4 batters in the 7th.

2001 Texas Tech Baseball Arizona State vs Texas Tech May 26, 2001 at Fullerton, Calif. (Goodwin Field)

Arizona State 8 (37-20-1)										Texas Tech 9 (42-19-1)									
Player	ab	r	h	rbi	bb	so	po	a	lob	Player	ab	r	h	rbi	bb	so	po	a	lob
Nick Walsh dh	4	1	0	0	1	0	0	0	1	Austin Cranford dh	4	1	2	1	1	0	0	0	0
Chris Duffy cf	5	2	1	2	0	1	0	0	0	Stephen Leist pr	0	1	0	0	0	0	0	0	0
Casey Myers c	2	2	1	0	1	0	12	0	0	Brent Fossum ph	0	0	0	0	1	0	0	0	0
Rod Allen lf	4	1	3	5	0	0	0	0	0	Jason Rainey lf	5	2	3	1	0	2	2	0	1
Brooks Conrad 2b	4	0	0	1	0	1	3	3	1	Gera Alvarez ss	3	0	1	0	1	0	2	5	0
Mike Lopez 3b	4	0	0	0	0	1	0	0	1	Nick Blankenship 3b	5	0	2	2	0	1	1	3	1
Jeff Phelps 1b	3	0	2	0	1	0	7	1	0	Anthony Arnerich c	5	0	3	2	0	1	7	1	2
Dennis Wyrick																			



NCAA TOURNAMENT HISTORY

2001 Texas Tech Baseball Texas Tech vs Cal State Fullerton May 27, 2001 at Fullerton, Calif. (Goodwin Field)

Texas Tech 11 (43-19-1)

Player	ab	r	h	rbi	bb	so	po	a	lob
Austin Cranford dh	5	0	2	1	0	0	0	0	0
Jason Rainey lf	4	1	1	0	0	3	0	0	0
Gera Alvarez ss	4	1	0	0	1	1	0	4	2
Nick Blankenship 3b	5	1	1	1	0	1	0	2	1
Anthony Arnerich c	4	2	1	0	0	0	5	0	0
Kerry Hodges rf	4	2	3	2	0	1	4	0	0
Brent Fossum rf	0	0	0	0	0	0	1	0	0
Brennan Burns 1b	3	2	1	1	2	0	10	2	1
Bryon Smith 2b	4	2	2	5	0	0	1	2	0
Tyler Carson cf	2	0	0	1	1	1	1	0	0
Matt Harbin p	0	0	0	0	0	2	2	0	0
Totals	35	11	11	11	4	4	27	12	6

Cal State Fullerton 5 (43-16)

Player	ab	r	h	rbi	bb	so	po	a	lob
David Bacani 2b	5	0	0	0	0	2	1	1	2
Robert Guzman rf	4	1	1	0	0	0	4	1	0
Jason Corapci dh	4	1	1	0	0	0	0	0	0
Aaron Rifkin 1b	4	1	2	2	0	0	6	2	0
Brett Kay c	4	1	1	2	0	0	5	0	1
Mike Rouse ss	3	0	1	0	0	1	0	2	5
Chris Stringfellow cf	4	0	0	0	0	1	6	0	2
Louie Lamoure lf	4	1	1	1	0	1	1	0	0
Shawn Norris 3b	4	0	3	0	0	1	1	0	0
Darric Merrell p	0	0	0	0	0	0	0	0	0
Wes Littleton p	0	0	0	0	0	0	1	0	0
Charlie Zahari p	0	0	0	0	0	0	0	0	0
Totals	36	5	10	5	1	5	27	9	5

Score by Innings	1	2	3	4	5	6	7	8	9	R	H	E
Texas Tech	0	3	5	0	0	3	0	0	0	11	11	0
Cal State Fullerton	0	0	0	0	1	2	0	2	0	5	10	2

E - Bacani; Kay. DP - Texas Tech 1; CSF 1. LOB - Texas Tech 6; CSF 5. 2B - Cranford; Rainey, J.; Arnerich, A.; Rouse; Norris. HR - Smith; Rifkin; Kay; Lamoure. HBP - Rainey, J.; Hodges, K.. SF - Smith; Carson. SB - Hodges, K. 2; Carson. Reached on CI - Arnerich, A..

Texas Tech	ip	h	r	er	bb	so	ab	bf
Matt Harbin	9.0	10	5	5	1	5	36	37

Cal State Fullerton	ip	h	r	er	bb	so	ab	bf
Darric Merrell	2.1	5	7	6	3	1	12	16
Wes Littleton	3.0	6	4	2	0	3	15	17
Charlie Zahari	3.2	0	0	0	1	0	8	11

Win - Harbin (4-1). Loss - Merrell (6-4). Save - None.
HBP - by Littleton (Rainey, J.); by Zahari (Hodges, K.). CI - Kay.

Umpires - HP: David Buck 1B: Bryan Donnelly 2B: Jack Cox 3B: Terry Mann
Start: 1:02 pm Time: 2:33 Attendance: 2110

2001 Texas Tech Baseball Cal State Fullerton at Texas Tech May 27, 2001 at Fullerton, Calif. (Goodwin Field)

Cal State Fullerton 9 (44-16)

Player	ab	r	h	rbi	bb	so	po	a	lob
David Bacani 2b	4	1	1	0	0	2	1	0	0
Robert Guzman lf	4	1	1	1	0	0	2	0	0
Jason Corapci dh	5	0	0	0	1	0	0	2	0
Aaron Rifkin 1b	5	1	3	1	0	0	7	1	0
Brett Kay c	4	1	1	0	0	0	3	0	0
Mike Rouse ss	3	1	1	0	0	2	4	1	0
Chris Stringfellow cf	4	1	2	1	0	1	6	0	2
Shane Costa rf	4	3	3	2	0	0	3	0	0
Shawn Norris 3b	2	0	1	1	0	1	1	1	1
Jon Smith p	0	0	0	0	0	0	1	0	0
Chad Cordero p	0	0	0	0	0	0	0	0	0
Totals	35	9	13	6	1	2	27	7	6

Texas Tech 2 (43-20-1)

Player	ab	r	h	rbi	bb	so	po	a	lob
Brent Fossum lf	3	1	1	0	1	0	4	0	2
Austin Cranford dh	4	0	0	0	0	0	0	0	0
Gera Alvarez ss	3	0	1	1	0	4	2	0	0
Nick Blankenship 3b	4	0	0	0	2	0	3	2	0
Anthony Arnerich c	3	1	1	0	1	0	1	2	0
Kerry Hodges rf	4	0	1	0	0	0	3	0	0
Brennan Burns 1b	4	0	2	1	0	0	9	1	0
Matt Deichert pr	0	0	0	0	0	0	0	0	0
Bryon Smith 2b	3	0	0	0	0	0	4	2	1
Tyler Carson cf	1	0	0	0	1	0	0	1	0
Jason Rainey ph	3	0	0	0	0	0	0	0	0
Chad Ertel p	0	0	0	0	0	0	0	0	0
Chris Phillips p	0	0	0	0	0	0	0	0	0
Brandon Roberson p	0	0	0	0	0	0	0	0	0
Stephen Leist p	0	0	0	0	0	0	0	0	0
Totals	32	2	6	2	3	3	27	13	6

Score by Innings	1	2	3	4	5	6	7	8	9	R	H	E
Cal State Fullerton	0	0	1	0	1	4	0	1	2	9	13	0
Texas Tech	0	1	0	0	0	0	0	1	0	2	6	1

E - Blankenship. DP - CSF 1; Texas Tech 1. LOB - CSF 6; Texas Tech 6. 2B - Rifkin 2; Kay; Costa 3. HBP - Rouse; Norris. SH - Bacani; Guzman; Kay; Rouse. SB - Stringfellow.

Cal State Fullerton	ip	h	r	er	bb	so	ab	bf
Jon Smith	7.2	4	2	2	3	1	26	29
Chad Cordero	1.1	2	0	0	0	2	6	6

Texas Tech	ip	h	r	er	bb	so	ab	bf
Chad Ertel	5.0	7	3	3	1	2	19	22
Chris Phillips	0.2	3	3	0	0	0	3	6
Brandon Roberson	2.1	2	1	1	0	0	7	8
Stephen Leist	1.0	2	2	1	0	0	6	6

Win - Smith (10-2). Loss - Ertel (3-3). Save - None.
WP - Ertel; Roberson, B.; Leist, S.. HBP - by Phillips (Rouse); by Phillips (Norris). BK - Smith.

Umpires - HP: Dan Pedersen 1B: Arthur Schmidt 2B: Terry Mann 3B: David Buck
Start: 4:27 pm Time: 2:27 Attendance: 1225
Ertel faced 1 batter in the 6th.

2002 Texas Tech Baseball Washington vs Texas Tech May 31, 2002 at Houston, Texas (Reckling Park)

Washington 4 (30-26-1)

Player	ab	r	h	rbi	bb	so	po	a	lob
Johnson, Taylor rf	5	1	1	0	0	2	0	3	0
Reynolds, Tila ss	3	0	2	2	0	0	2	1	0
Larsen, Kyle 1b	4	0	0	0	0	1	9	1	2
Davidson, Tyler lf	4	1	3	1	0	0	2	0	0
Done, Michael 3b	4	1	1	0	0	0	3	0	0
Garthwaite, Jay cf	4	0	2	0	0	0	2	0	0
Otness, John dh	4	0	1	1	0	0	0	1	0
Hathaway, Aaron c	4	0	0	0	0	7	2	0	0
Isaacson, Greg 2b	2	1	0	0	1	0	2	0	0
Kohn, Shawn p	0	0	0	0	0	2	3	0	0
Totals	34	4	10	4	1	1	26	12	6

Texas Tech 5 (42-18)

Player	ab	r	h	rbi	bb	so	po	a	lob
Slack, Jon cf	5	1	2	1	0	2	5	0	0
Jordan, Kevin lf	3	1	2	1	1	0	4	0	0
Alvarez, Gera ss	3	0	0	0	0	1	3	3	0
Durazo, Willie c	3	1	2	1	1	0	1	2	0
Edwards, Madison rf	4	0	0	0	0	2	3	0	0
McElroy, Travis dh	4	1	1	0	0	1	0	0	0
Brown, Jake 3b	4	0	2	1	0	1	1	0	0
Cranford, Austin 1b	1	0	1	1	1	0	5	0	0
Fossum, Brent pr	0	0	0	0	0	0	0	0	0
Blankenship, Nick 1b	1	0	0	0	0	0	2	0	0
Smith, Bryon 2b	4	1	1	0	0	2	7	2	0
Gooch, Steve p	0	0	0	0	0	0	0	0	0
Harbin, Matt p	0	0	0	0	0	0	0	0	0
Rowe, Steve p	0	0	0	0	0	0	1	0	0
Totals	32	5	11	5	3	7	27	12	6

Score by Innings	1	2	3	4	5	6	7	8	9	R	H	E
Washington	0	0	1	1	0	0	1	1	0	4	10	1
Texas Tech	2	0	0	2	0	0	0	0	1	5	11	1

Note: 2 outs, 1 runner LOB when the game ended.

E - T. Johnson(2); Cranford(8). DP - Washington 1; Texas Tech 2. LOB - Washington 6; Texas Tech 6. 2B - T. Johnson(7); Slack(14); Jordan(10); Smith(17). HR - Davidson(15). HBP - Reynolds; Isaacson. SH - Alvarez(4). SF - Cranford(4). SB - Slack(30). CS - Davidson(6); Isaacson(5); Jordan(7).

Washington	ip	h	r	er	bb	so	ab	bf
Kohn, Shawn	8.2	11	5	4	3	7	32	37

Texas Tech	ip	h	r	er	bb	so	ab	bf
Gooch, Steve	6.2	9	3	3	1	1	26	29
Harbin, Matt	0.1	0	0	0	0	0	1	1
Rowe, Steve	2.0	1	1	1	0	0	7	7

Win - Rowe (10-2). Loss - Kohn (11-5). Save - None.
HBP - by Gooch (Isaacson); by Gooch (Reynolds).

Umpires - HP: Jim Ricci 1B: Tony Maners 2B: Randy Harvey 3B: Mitch Mele
Start: 7:23 pm Time: 2:45 Attendance: 3031

2002 Texas Tech Baseball Texas Tech at Rice Jun 01, 2002 at Houston, Texas (Reckling Park)

Texas Tech 0 (42-19)

Player	ab	r	h	rbi	bb	so	po	a	lob
Slack, Jon cf	4	0	0	0	0	2	6	0	0
Jordan, Kevin lf	4	0	0	0	0	2	1	0	1
Alvarez, Gera ss	4	0	1	0	0	2	2	4	0
Durazo, Willie c	3	0	0	0	0	2	0	1	0
Edwards, Madison rf	0	0	0	0	0	0	0	0	0
Fuller, Cody rf	3	0	1	0	1	1	1	0	0
Fossum, Brent dh	4	0	1	0	0	0	0	0	0
Brown, Jake 3b	4	0	2	0	0	0	1	1	1
Blankenship, Nick 1b	3	0	0	0	0	1	8	0	0
McElroy, Travis 1b/ph	1	0	0	0	0	0	0	3	0
Smith, Bryon 2b	3	0	1	0	0	0	3	2	2
Buck, Dusty p	0	0	0	0	0	0	1	0	0
Ertel, Chad p	0	0	0	0	0	0	0	0	0
Totals	33	0	6	0	1	8	24	8	8

Rice 6 (49-11)

Player	ab	r	h	rbi	bb	so	po	a	lob
Chris Kolkhorst lf	4	0	0	0	0	1	1	0	1
Austin Davis rf	3	0	1	0	1	0	3	0	0
Eric Arnold 2b	4	0	0	0	0	1	2	1	1
Vincent Sinisi 1b	3	3	2	1	1	0	8	1	0
Matt Moake 3b	2	1	1	0	1	0	0	2	1
Mike Lorsbach dh	3	0	0	0	0	0	0	0	0
Paul Janish ss	4	2	2	1	0	0	2	5	0
A.J. Porfirio cf	4	0	1	2	0	0	0	0	1



NCAA TOURNAMENT HISTORY

2004 Texas Tech Baseball #5 Georgia Tech vs Texas Tech Jun 06, 2004 at Atlanta, Ga. (Russ Chandler Stad.)

Georgia Tech 5 (44-19)

Player	ab	r	h	rbi	bb	so	po	a	lob
Eric Patterson 2b	4	0	1	0	1	0	5	3	0
Brandon Boggs cf	5	2	2	1	0	1	4	0	2
Steven Blackwood lf	4	1	1	0	0	1	1	0	0
Micah Owings dh	2	1	1	2	0	0	0	0	0
Clifton Remole rf	5	0	3	1	0	0	0	0	1
Whit Robbins 1b	3	0	0	0	0	2	0	0	1
Andy Hawranick c	3	0	0	0	0	8	1	5	
Tyler Greene ss	5	1	3	2	0	1	2	2	0
Mike Trapani 3b	3	0	0	0	1	1	0	3	
Andrew Kown p	0	0	0	0	0	0	1	0	
Jordan Crews p	0	0	0	0	0	0	0	0	
Totals	34	5	11	5	6	4	27	8	12

Texas Tech 3 (40-21)

Player	ab	r	h	rbi	bb	so	po	a	lob
Brady, Josh 1b	5	0	3	0	0	1	10	0	0
Delgado, Jose 2b	4	0	1	0	1	2	0	5	0
Blair, Cameron ss	5	1	1	0	0	1	5	0	3
Mask, Michael lf	4	2	3	2	1	0	3	0	0
Haney, Josh 3b	3	0	2	0	2	0	2	4	0
Braden, Dallas dh	2	0	0	0	0	1	0	0	0
Coco, Matthew dh	1	0	0	0	0	0	0	0	0
Fuller, Cody cf	4	0	0	1	0	0	2	0	2
Edwards, Madison rf	3	0	0	0	1	2	1	0	3
Fouts, Cooper c	4	0	0	0	0	0	4	1	3
McGowan, Michael p	0	0	0	0	0	0	0	0	0
Milton, John p	0	0	0	0	0	0	0	1	0
Gerstner, Corey p	0	0	0	0	0	0	0	0	0
Totals	35	3	10	3	5	7	27	11	11

Score by Innings	1	2	3	4	5	6	7	8	9	R	H	E
Georgia Tech	1	0	1	0	0	1	1	0		5	11	1
Texas Tech	0	0	0	0	0	1	0	0		3	10	0

E - Hawranick, A. DP - Texas Tech 1. LOB - Georgia Tech 12; Texas Tech 11. 2B - Brady, 3B - Remole, C. HR - Boggs, B.; Greene, T.; Mask. HBP - Blackwood, S.; Hawranick, A. 2. SH - Braden. SF - Owings, M.. SB - Patterson, E.; Brady; Delgado; Haney. CS - Patterson, E.; Brady.

Georgia Tech	ip	h	r	er	bb	so	ab	bf	np	Texas Tech	ip	h	r	er	bb	so	ab	bf	np
Andrew Kown	7.0	7	1	1	3	7	27	31	113	McGowan, Michael	3.1	3	3	3	5	3	12	18	74
Jordan Crews	2.0	3	2	2	0	8	10	29		Milton, John	3.1	6	1	1	1	0	15	17	60
										Gerstner, Corey	2.1	2	1	1	0	1	7	9	26

Win - Kown, A. (10-1). Loss - McGowan (2-2). Save - None.
WP - Kown, A. HBP - by McGowan (Blackwood, S.); by Milton (Hawranick, A.); by Gerstner (Hawranick, A.). Pitches/strikes: Kown, A. 113/67; Crews, J. 29/19; McGowan 74/40; Milton 60/34; Gerstner 26/18.

Umpires - HP: Ken Gracner 1B: Doug Williams 2B: Harry Greer 3B: Chuck Lyon
Start: 1:02 pm Time: 2:55 Attendance: 2489
Kown, A. faced 1 batter in the 8th.

2014 Texas Tech Baseball Columbia vs #23 Texas Tech May 30, 2014 at Coral Gables, FL (Alex Rodriguez Park)

Columbia 2 (29-19)

Player	ab	r	h	rbi	bb	so	po	a	lob
Savage, Will 2b	4	0	0	0	2	3	3	2	
Serenia, Jordan cf	4	0	1	0	0	2	0	0	
Vandercook, David 3b	3	0	0	0	2	0	2	1	
Paller, Robb lf	4	1	3	0	0	2	0	0	
Silbar, Aaron ss	3	1	1	0	0	2	4	2	
Craig, Gus rf	2	0	1	0	1	0	4	0	
Kinne, John dh	2	0	1	1	1	0	0	0	
Fischer, Mike c	4	0	0	0	2	2	1	1	
Maguire, Nick 1b	3	0	0	1	0	10	0	0	
Thanopoulos, George p	0	0	0	0	0	0	0	0	
Cline, Adam p	0	0	0	0	0	0	1	0	
Crispi, Thomas p	0	0	0	0	0	0	0	0	
Totals	29	2	7	2	2	6	25	11	7

Texas Tech 3 (41-18)

Player	ab	r	h	rbi	bb	so	po	a	lob
Smith, Stephen rf	2	0	0	0	1	0	1	0	3
Davis, Zach pr	0	1	0	0	0	0	0	0	0
Burleson, Bryant 2b	3	1	1	0	1	0	5	4	2
Neslony, Tyler lf	5	0	2	0	0	0	1	0	0
Gutierrez, Eric 1b	5	0	1	1	0	0	9	2	3
Kirsch, Adam dh	1	1	2	3	0	0	0	0	0
Long, Ryan 3b	4	0	1	0	1	0	1	0	1
Conley, Devon cf	3	0	0	0	0	0	3	0	1
Proudfoot, Tim ss	1	0	1	0	2	0	0	5	0
Redman, Hunter c	4	0	0	0	0	0	7	2	0
Sadberry, Chris p	0	0	0	0	0	0	1	2	0
Drozdz, Jonny p	0	0	0	0	0	0	0	1	0
Totals	28	3	7	3	7	1	27	16	12

Score by Innings	1	2	3	4	5	6	7	8	9	R	H	E
Columbia	0	0	0	1	0	1	0	0	0	2	7	1
Texas Tech	0	0	0	0	2	0	0	0	1	3	7	0

Note: 1 out, 2 runners LOB when the game ended.

E - Savage(11). DP - COL 3. LOB - COL 7; TTU 12. 2B - Burleson(20); Gutierrez(15). HR - Kirsch(10). HBP - Vandercook; Craig; Maguire; Smith, S. 2; Conley. SH - Silbar(7); Kinne(3); Burleson(4); Proudfoot(2). SB - Proudfoot(1). CS - Paller(2); Craig(3).

Columbia	ip	h	r	er	bb	so	ab	bf	np	Texas Tech	ip	h	r	er	bb	so	ab	bf	np
Thanopoulos, George	4.0	3	0	0	4	0	14	19	78	Sadberry, Chris	5.1	5	2	2	5	17	24	101	
Cline, Adam	2.0	2	2	2	0	1	7	10	35	Drozdz, Jonny	3.2	2	0	0	0	1	12	12	35
Crispi, Thomas	2.1	2	1	1	3	0	7	11	45										

Win - Drozdz (7-0). Loss - Crispi (3-2). Save - None.
WP - Sadberry(3). HBP - by Sadberry (Vandercook); by Thanopoulos (Smith, S.); by Sadberry (Maguire); by Sadberry (Craig); by Cline (Conley); by Cline (Smith, S.). Inherited runners/scored: Drozdz 2/1. Pitches/strikes: Thanopoulos 78/42; Cline 35/24; Crispi 45/24; Sadberry 101/59; Drozdz 35/22.

Umpires - HP: Mark Uyl 1B: Brandon Cooper 2B: Dave Condon 3B: Skip Dietz
Start: 2:06 PM Time: 2:57 Attendance: 1843
Weather: 88 degrees/12 MPH, Out to LF

2014 Texas Tech Baseball #23 Texas Tech at #3 Miami (Fla.) May 31, 2014 at Coral Gables, FL (Alex Rodriguez Park)

Texas Tech 3 (42-18)

Player	ab	r	h	rbi	bb	so	po	a	lob
Smith, Stephen rf	5	1	1	0	0	2	2	0	2
Burleson, Bryant 2b	3	0	0	0	1	0	3	1	0
Neslony, Tyler lf	2	0	0	0	1	4	0	0	
Gutierrez, Eric 1b	4	0	1	1	0	11	1	1	
Kirsch, Adam dh	4	0	1	0	0	3	0	0	
Long, Ryan 3b	4	1	1	0	0	1	1	2	2
Conley, Devon cf	4	1	1	0	0	1	1	0	0
Proudfoot, Tim ss	2	0	1	1	2	0	2	4	0
Redman, Hunter c	4	0	0	0	1	3	0	2	
Dusek, Dylan p	0	0	0	0	0	0	0	0	
Taylor, Corey p	0	0	0	0	0	0	0	0	
Totals	32	3	6	2	4	9	27	8	7

Miami (Fla.) 0 (42-18)

Player	ab	r	h	rbi	bb	so	po	a	lob
Dale Carey cf	4	0	0	0	0	1	3	0	7
Tyler Palmer lf	4	0	0	0	0	0	1	0	0
Zack Collins c	4	0	1	0	0	1	9	0	0
David Thompson 1b	4	0	0	0	0	11	0	0	
Brandon Lopez ss	4	0	0	0	1	0	3	2	
Brad Fieger dh	4	0	2	0	0	0	0	0	
Johnny Ruiz 3b	4	0	2	0	0	0	1	0	
Alex Hernandez 2b	3	0	1	0	1	0	2	5	1
Jacob Heyward rf	1	0	0	0	0	0	0	0	
Ricky Eusebio ph	1	0	0	0	0	0	0	0	
Chris Diaz p	0	0	0	0	0	0	1	3	0
Cooper Hammond p	0	0	0	0	0	0	0	0	
Thomas Woodrey p	0	0	0	0	0	0	0	0	
Totals	33	0	6	0	1	3	27	12	10

Score by Innings	1	2	3	4	5	6	7	8	9	R	H	E
Texas Tech	0	2	0	0	0	0	0	1	0	3	6	1
Miami (Fla.)	0	0	0	0	0	0	0	0	0	0	6	0

E - Redman, H.(2). LOB - TTU 7; UM 10. 2B - Kirsch(20); Collins, Z.(14). HBP - Carey, D.; Heyward, J.. SH - Neslony(1). Reached on CI - Heyward, J..

Texas Tech	ip	h	r	er	bb	so	ab	bf	np	Miami (Fla.)	ip	h	r	er	bb	so	ab	bf	np
Dusek, Dylan	8.0	4	0	0	1	3	28	32	103	Chris Diaz	7.1	5	3	3	3	6	26	30	108
Taylor, Corey	1.0	2	0	0	0	0	5	5	22	Cooper Hammond	0.1	1	0	0	0	1	2	2	8
										Thomas Woodrey	1.1	0	0	0	1	2	4	5	24

Win - Dusek (7-0). Loss - Diaz, C. (9-1). Save - Taylor (2).
WP - Diaz, C. 2(13). HBP - by Dusek (Carey, D.); by Dusek (Heyward, J.). CI - Redman, H.. Inherited runners/scored: Hammond, C. 2/1; Woodrey, T. 2/0. Pitches/strikes: Dusek 103/67; Taylor 22/14; Diaz, C. 108/62; Hammond, C. 8/6; Woodrey, T. 24/14.

Umpires - HP: Dave Condon 1B: Jim Schaly 2B: Mark Uyl 3B: Greg Howard
Start: 7:09 PM Time: 2:46 Attendance: 2350
Weather: 83 degrees/13 MPH, Out to LF

2014 Texas Tech Baseball #3 Miami (Fla.) at #23 Texas Tech Jun 01, 2014 at Coral Gables, FL (Alex Rodriguez Park)

Miami (Fla.) 2 (44-18)

Player	ab	r	h	rbi	bb	so	po	a	lob
Dale Carey cf	4	0	0	0	1	2	1	0	0
Tyler Palmer lf	4	2	2	0	1	2	0	1	
Zack Collins dh	2	0	1	0	2	0	0	0	
John Lawroski pr	0	0	0	0	0	0	0	0	
Brad Fieger ph	1	0	0	0	0	0	0	0	
Ricky Eusebio pr	0	0	0	0	0	0	0	0	
David Thompson 1b	5	0	1	2	0	1	6	0	4
Brandon Lopez ss	4	0	0	1	2	2	0	1	
Johnny Ruiz 3b	5	0	0	0	1	0	2	0	
Willie Abreu rf	5	0	0	0	0	3	0	3	
Jacob Heyward rf	0	0	0	0	0	1	0	0	
Alex Hernandez 2b	4	0	1	0	0	6	4	0	
Garrett Kennedy c	3	0	1	0	1	0	9	1	2
Javi Salas p	0	0	0	0	0	0	0	0	
Thomas Woodrey p	0	0	0	0	0	0	0	0	
Cooper Hammond p	0	0	0	0	0	0	0	0	
Bryan Garcia p	0	0	0	0	0	0	1	0	
Totals	37	2	6	2	6	7	30	8	11

Texas Tech 1 (42-19)

Player	ab	r	h	rbi	bb	so	po	a	lob
Smith, Stephen cf/rf	3	0	1						



2014 Texas Tech Baseball #23 Texas Tech at #3 Miami (Fla.) Jun 02, 2014 at Coral Gables, FL (Alex Rodriguez Park)

Texas Tech 4 (43-19)

Player	ab	r	h	rbi	bb	so	po	a	lob
Smith, Stephen rf	2	0	0	0	1	0	0	1	
Ritchie, Todd ph/rf	1	0	0	0	1	0	0	0	
Humphreys, Alec ph	0	0	1	0	0	0	0	0	
Davis, Zach rf	1	0	1	2	0	0	1	0	
Burleson, Bryant 2b	5	0	0	0	1	4	6	3	
Neslony, Tyler lf	5	0	1	0	0	2	0	1	
Gutierrez, Eric 1b	4	0	1	0	0	10	3	0	
Kirsch, Adam dh	3	0	1	0	1	0	0	0	
Long, Ryan 3b	3	1	0	0	1	0	4	3	
Proudfoot, Tim ss	4	2	2	0	0	2	2	0	
Conley, Devon cf	2	1	2	0	1	0	4	0	
Redman, Hunter c	3	0	1	0	1	3	0	0	
Smith, Cameron p	0	0	0	0	0	3	2	0	
Totals	33	4	9	3	2	7	27	17	8

Miami (Fla.) 0 (44-19)

Player	ab	r	h	rbi	bb	so	po	a	lob
Dale Carey cf	1	0	0	0	3	0	4	0	0
Tyler Palmer lf	3	0	0	0	1	0	4	0	0
Zack Collins dh	4	0	0	0	2	0	0	1	
David Thompson 1b	4	0	0	0	0	9	0	2	
Brandon Lopez ss	4	0	2	0	0	2	4	0	
Johnny Ruiz 3b	3	0	0	0	1	0	3	1	
Willie Abreu rf	2	0	0	0	1	0	0	0	
Jacob Heyward ph/rf	1	0	1	0	0	0	0	0	
Alex Hernandez 2b	3	0	0	0	0	0	0	2	
Garrett Kennedy c	2	0	0	0	0	7	0	0	
Brad Fieger ph	1	0	0	0	0	0	0	0	
Carlos Diaz c	0	0	0	0	0	1	0	0	
Derik Beauprez p	0	0	0	0	0	0	0	0	
Cooper Hammond p	0	0	0	0	0	0	1	0	
Thomas Woodrey p	0	0	0	0	0	0	0	0	
Totals	28	0	3	0	5	3	27	8	6

Score by Innings	1	2	3	4	5	6	7	8	9	R	H	E
Texas Tech	0	0	0	0	0	0	2	0	2	4	9	0
Miami (Fla.)	0	0	0	0	0	0	0	0	0	0	3	1

E - Kennedy, G.(5). DP - TTU 1. LOB - TTU 8; UM 6. HBP - Long. SH - Conley(5); Redman, H.(4). SF - Humphreys(2). CS - Carey, D.(9).

Texas Tech	ip	h	r	er	bb	so	ab	bf	np	Miami (Fla.)	ip	h	r	er	bb	so	ab	bf	np	
Smith, Cameron	9.0	3	0	0	5	3	28	33	114											
										Derik Beauprez	4.0	1	0	0	2	2	13	15	56	
										Cooper Hammond	2.1	4	2	0	0	2	10	12	35	
										Thomas Woodrey	2.2	4	2	0	3	10	12	54		

Win - Smith, C. (9-2). Loss - Hammond, C. (5-2). Save - None.
HBP - by Hammond, C. (Long). Inherited runners/scored: Woodrey, T. 2/1. Pitches/strikes: Smith, C. 114/65; Beauprez, D. 56/34; Hammond, C. 35/25; Woodrey, T. 54/36.

Umpires - HP: Mark Uyl 1B: Dave Condon 2B: Jim Schaly 3B: Skip Deltz
Start: 4:10 PM Time: 2:36 Attendance: 1542
Weather: 82 degrees/14 MPH, Out to LF
Game notes:
Texas Tech wins NCAA Coral Gables Regional Tournament
Texas Tech advances to its first-ever NCAA Super Regional

2014 Texas Tech Baseball #16 Col. of Charleston at #10 Texas Tech Jun 07, 2014 at Lubbock, TX (Rip Griffin Park)

Col. of Charleston 0 (44-18)

Player	ab	r	h	rbi	bb	so	po	a	lob
Butler, Blake 2b	4	0	0	0	1	0	0	2	
Murray, Brandon lf	4	0	0	0	2	1	0	0	
Wise, Carl 3b	4	0	1	0	1	1	3	0	
Pappas, Nick 1b	4	0	1	0	1	10	0	0	
Heidt, Gunnar dh	3	0	0	0	0	0	0	1	
Phillips, Morgan cf	3	0	0	0	2	4	0	1	
Glazer, Brandon rf	3	0	2	0	0	3	0	0	
Welke, Ryan c	1	0	0	0	1	3	1	0	
Rowland, Champ ss	3	0	0	0	1	2	4	0	
Clarke, Taylor p	0	0	0	0	0	0	1	0	
Totals	29	0	4	0	9	24	9	4	

Texas Tech 1 (44-19)

Player	ab	r	h	rbi	bb	so	po	a	lob
Smith, Stephen rf	4	1	2	0	0	1	1	0	0
Burleson, Bryant 2b	3	0	0	0	0	1	2	0	
Neslony, Tyler lf	3	0	1	1	0	1	0	0	
Gutierrez, Eric 1b	2	0	0	0	1	0	8	0	1
Kirsch, Adam dh	3	0	1	0	0	0	0	2	
Long, Ryan 3b	2	0	0	0	0	0	1	0	
Conley, Devon cf	3	0	0	0	0	4	0	0	
Proudfoot, Tim ss	3	0	0	0	2	0	5	1	
Redman, Hunter c	3	0	1	0	0	0	12	0	
Sadberry, Chris p	0	0	0	0	0	0	0	3	0
Drozdz, Jonny p	0	0	0	0	0	0	0	0	0
Totals	26	1	5	1	1	3	27	11	4

Score by Innings	1	2	3	4	5	6	7	8	9	R	H	E
Col. of Charleston	0	0	0	0	0	0	0	0	0	0	4	0
Texas Tech	0	0	1	0	0	0	0	0	0	1	5	1

E - Long(8). DP - COFC 1. LOB - COFC 4; TTU 4. 2B - Glazer(4). 3B - Neslony(5). SH - Welke 2(6); Burleson(6); Long(3). SB - Rowland(6); Smith, S.(2).

Col. of Charleston	ip	h	r	er	bb	so	ab	bf	np	Texas Tech	ip	h	r	er	bb	so	ab	bf	np	
Clarke, Taylor	8.0	5	1	1	1	3	26	29	105											
										Sadberry, Chris	8.0	4	0	0	0	8	26	28	100	
										Drozdz, Jonny	1.0	0	0	0	0	1	3	3	8	

Win - Sadberry (5-3). Loss - Clarke (10-4). Save - Drozd (4).
Inherited runners/scored: None. Pitches/strikes: Clarke 105/70; Sadberry 100/72; Drozd 8/6.

Umpires - HP: Pat Riley 1B: Joe Burleson 2B: Billy Speck 3B: Harry Greer
Start: 12:05 PM Time: 2:10 Attendance: 4811
Weather: 76 degrees/21 MPH, In from CF

2014 Texas Tech Baseball #10 Texas Tech at #16 Col. of Charleston Jun 08, 2014 at Lubbock, TX (Rip Griffin Park)

Texas Tech 1 (45-19)

Player	ab	r	h	rbi	bb	so	po	a	lob
Smith, Stephen rf	4	0	0	0	0	3	0	0	
Burleson, Bryant 2b	4	0	0	0	1	1	1	2	
Neslony, Tyler lf	4	1	1	0	0	0	0	0	
Davis, Zach lf	0	0	0	0	0	0	0	0	
Gutierrez, Eric 1b	4	0	2	0	0	12	1	0	
Kirsch, Adam dh	4	0	1	0	1	0	0	0	
Long, Ryan 3b	4	0	0	0	1	0	2	1	
Conley, Devon cf	3	0	0	0	0	5	0	2	
Proudfoot, Tim ss	3	0	1	0	0	0	4	0	
Redman, Hunter c	2	0	1	0	0	5	0	0	
Dusek, Dylan p	0	0	0	0	0	0	1	0	
Smith, Cameron p	0	0	0	0	0	0	1	0	
Moreno, Dominic p	0	0	0	0	0	0	1	0	
Drozdz, Jonny p	0	0	0	0	0	0	1	0	
Totals	32	1	6	1	0	4	27	11	5

Col. of Charleston 0 (44-19)

Player	ab	r	h	rbi	bb	so	po	a	lob
Butler, Blake 2b	3	0	1	0	1	0	2	3	0
Murray, Brandon lf	4	0	1	0	0	0	1	0	1
Wise, Carl 3b	4	0	1	0	0	0	2	5	0
Pappas, Nick 1b	3	0	0	0	0	1	12	0	1
Heidt, Gunnar ph	1	0	0	0	0	0	0	0	0
Glazer, Brandon rf	4	0	0	0	3	0	0	2	
Boykin, Ben dh	2	0	0	0	1	0	0	0	
Pastorius, Alex ph/dh	2	0	1	0	0	0	0	0	
Welke, Ryan c	2	0	0	0	0	0	4	0	
Phillips, Morgan cf	3	0	1	0	0	0	6	0	
Rowland, Champ ss	3	0	0	0	0	0	2	2	
Ober, Bailey p	0	0	0	0	0	0	2	0	
Henry, Chase p	0	0	0	0	0	0	0	0	
Totals	31	0	5	0	1	5	27	12	6

Score by Innings	1	2	3	4	5	6	7	8	9	R	H	E
Texas Tech	0	0	0	1	0	0	0	0	0	1	6	0
Col. of Charleston	0	0	0	0	0	0	0	0	0	0	5	0

LOB - TTU 5; COFC 6. 2B - Gutierrez 2(18); Kirsch(21). SH - Redman, H.(5); Welke(7). SB - Butler(7).

Texas Tech	ip	h	r	er	bb	so	ab	bf	np	Col. of Charleston	ip	h	r	er	bb	so	ab	bf	np		
Dusek, Dylan	5.0	3	0	0	1	2	18	19	70												
Smith, Cameron	1.1	2	0	0	0	2	5	6	23		Ober, Bailey	8.0	6	1	1	0	4	29	30	113	
Moreno, Dominic	0.2	0	0	0	0	0	2	2	6		Henry, Chase	1.0	0	0	0	0	3	3	8		
Drozdz, Jonny	2.0	0	0	0	0	1	6	6	15												

Win - Dusek (8-0). Loss - Ober (10-3). Save - Drozd (5).
Inherited runners/scored: Smith, C. 1/0; Moreno 1/0. Pitches/strikes: Dusek 70/45; Smith, C. 23/16; Moreno 6/4; Drozd 15/13; Ober 113/81; Henry 8/6.

Umpires - HP: Joe Burleson 1B: Billy Speck 2B: Billy Head 3B: Pat Riley
Start: 3:32 PM Time: 2:31 Attendance: 4811
Weather: 68 degrees/11 MPH, In from CF
Dusek faced 1 batter in the 6th.

2014 Texas Tech Baseball #7 Texas Tech vs #2 TCU Jun 15, 2014 at Omaha, NE (TD Ameritrade Park)

Texas Tech 2 (45-20)

Player	ab	r	h	rbi	bb	so	po	a	lob
Smith, Stephen rf	4	0	1	0	0	2	2	0	0
Davis, Zach pr/rf	0	1	0	0	0	0	1	0	0
Ritchie, Todd ph	1	0	0	0	0	0	0	2	
Burleson, Bryant 2b	3	0	0	0	2	0	0	1	
Lyons, Anthony ph	1	1	1	0	0	0	0	0	
Humphreys, Alec 2b	0	0	0	0	0	0	0	0	
Neslony, Tyler lf	4	0	1	2	0	1	1	0	
Gutierrez, Eric 1b	4	0	0	0	2	9	2	0	
Kirsch, Adam dh	4	0	2	0	0	2	0	1	
Long, Ryan 3b	3	0	1	0	1	1	0	3	
Proudfoot, Tim ss	4	0	1	0	0	2	0	2	
Conley, Devon cf	4	0	1	0	1	3	0	2	
Redman, Hunter c	3	0	0	0	1	5	0	0	
Sadberry, Chris p	0	0	0	0	0	1	6	0	
Drozdz, Jonny p	0								



NCAA TOURNAMENT HISTORY

2014 Texas Tech Baseball #7 Texas Tech vs #4 Ole Miss Jun 17, 2014 at Omaha, NE (TD Ameritrade Park)

Texas Tech 1 (45-21)

Player	ab	r	h	rbi	bb	so	po	a	lob
Smith, Stephen rf	3	0	2	0	1	0	0	0	0
Burleson, Bryant 2b	4	0	1	0	0	0	2	2	2
Neslony, Tyler lf	4	0	0	0	1	1	0	1	0
Broadbent, Matt if	0	0	0	0	0	0	0	0	0
Gutierrez, Eric 1b	4	0	0	0	0	10	1	1	1
Kirsch, Adam dh	4	0	2	0	2	0	0	0	0
Davis, Zach pr	0	1	0	0	0	0	0	0	0
Long, Ryan 3b	3	0	1	0	2	1	2	1	2
Lyons, Anthony ph	0	0	0	1	0	0	0	0	0
Humphreys, Alec 3b	0	0	0	0	0	0	0	0	0
Conley, Devon cf	4	0	1	0	0	2	0	0	0
Proudfoot, Tim ss	3	0	0	0	1	2	2	1	0
Redman, Hunter c	3	0	0	0	0	7	0	0	0
Moseley, Ryan p	0	0	0	0	0	2	3	0	0
Droz, Jonny p	0	0	0	0	0	0	0	0	0
Taylor, Corey p	0	0	0	0	0	0	0	0	0
Smith, Cameron p	0	0	0	0	0	0	0	0	0
Moreno, Dominic p	0	0	0	0	0	0	0	0	0
Totals	32	1	7	1	1	6	25	10	6

Score by Innings

	1	2	3	4	5	6	7	8	9	R	H	E
Texas Tech	0	0	0	0	0	0	0	1	0	1	7	2
Ole Miss	0	0	0	0	0	0	1	0	1	2	5	0

Note: 1 out, 2 runners LOB when the game ended.

E - Burleson(9); Smith, C.(2). DP - TTU 1; OM 1. LOB - TTU 6; OM 8. 2B - Burleson(21); Long(7); P. Overbey(10). 3B - Kirsch(3). SF - Lyons(2). SB - Davis 2(9); Conley(5); A. Bousfield(18).

Texas Tech

Player	ip	h	r	er	bb	so	ab	bf	np
Moseley, Ryan	7.1	4	1	0	3	6	26	29	107
Droz, Jonny	0.1	0	0	0	0	1	1	1	1
Taylor, Corey	0.1	0	0	0	0	1	1	7	7
Smith, Cameron	0.1	0	1	0	1	1	2	3	12
Moreno, Dominic	0.1	0	1	0	0	0	1	1	4

Win - Weathersby (4-1). Loss - Smith, C. (8-3). Save - None.

WP - Moseley(10). BK - Moseley(1). Inherited runners/scored: Drozd 1/0; Taylor 1/0; Moreno 2/1. Pitches/strikes: Moseley 107/72; Drozd 1/1; Taylor 7/6; Smith, C. 12/6; Moreno 4/3; C. Trent 116/76; Weathersby 16/9.

Umpires - HP: Billy Van Raaphorst 1B: Mike Conlin 2B: Scott Erby 3B: Jeff Head

Start: 2:08 PM Time: 2:58 Attendance: 18828

Weather: 90 degrees/29 MPH, In from RC

Moreno faced 1 batter in the 9th.

Ole Miss 2 (47-20)

Player	ab	r	h	rbi	bb	so	po	a	lob
Braxton Lee lf	4	0	1	0	0	1	1	0	1
Auston Bousfield cf	2	0	0	0	2	1	2	0	0
Austin Anderson 3b	4	0	1	0	0	2	1	1	1
Will Allen c	4	0	0	0	0	1	6	0	1
Sikes Orvis 1b	4	1	0	0	0	1	6	0	1
J.B. Woodman dh	2	0	0	0	1	0	0	0	0
Colby Bortles ph	0	0	0	0	1	0	0	0	0
Aaron Greenwood pr	0	1	0	0	0	0	0	0	0
Will Jamison rf	3	0	0	0	0	7	0	0	0
Brantley Bell ph	1	0	0	0	0	0	0	0	0
Preston Overbey 2b	2	0	1	0	0	1	0	1	0
Holt Perdzock ph	1	0	1	0	0	0	0	0	0
Dalton Dulin 2b	0	0	0	0	0	0	2	0	0
John Gatlin ph	1	0	1	0	0	0	0	0	0
Errol Robinson ss	3	0	0	0	2	2	2	2	2
Christian Trent p	0	0	0	0	0	1	1	0	0
Scott Weathersby p	0	0	0	0	0	0	0	0	0
Totals	31	2	5	2	4	7	27	7	8

Score by Innings

	1	2	3	4	5	6	7	8	9	R	H	E
Texas Tech	0	0	1	0	0	0	0	0	0	1	6	0
Ole Miss	0	0	0	0	0	1	0	1	2	5	0	0

2016 NCAA Lubbock Regional Fairfield at #7 Texas Tech Jun 03, 2016 at Lubbock, Texas (Rip Griffin Park)

Fairfield 1 (33-24)

Player	ab	r	h	rbi	bb	so	po	a	lob
Arcuolo, Drew cf	3	0	1	0	1	4	0	0	0
Conti, Michael ss	3	0	0	0	1	1	5	0	0
Salpietro, Jake rf	4	0	1	0	0	2	0	0	0
Radziewicz, Kevin c	4	0	0	0	0	4	0	1	1
Crispino, Mac 1b	4	0	0	0	3	8	1	2	2
Tracy, Brendan 2b	4	0	2	0	0	1	2	3	0
Socca, Troy dh	4	0	1	0	0	1	0	0	0
Gethings, Jack 3b	4	0	1	0	0	1	1	3	3
Gambardella, Tyler lf	2	1	0	0	1	1	0	1	0
Dube, Kyle p	0	0	0	0	0	0	0	0	0
Signore, John p	0	0	0	0	0	0	0	0	0
Howell, Aaron p	0	0	0	0	0	0	0	0	0
McNiff, Bobby p	0	0	0	0	0	0	0	0	0
Horn, Peter p	0	0	0	0	0	0	0	0	0
Totals	32	1	6	0	2	7	24	12	7

Score by Innings

	1	2	3	4	5	6	7	8	9	R	H	E
Fairfield	0	0	1	0	0	0	0	0	0	1	6	0
Texas Tech	2	1	0	3	0	3	0	3	X	12	16	1

E - Floyd(6). DP - Fairfield 2; Texas Tech 1. LOB - Fairfield 7; Texas Tech 8. 2B - Floyd(6); Raley(13); Davis, Z.(2). HR - Davis, M.(2). SH - Conti(5). SF - Raley(3); Long(3).

Fairfield

Player	ip	h	r	er	bb	so	ab	bf	np
Dube, Kyle	4.0	8	6	6	4	3	20	24	89
Signore, John	2.0	3	3	3	0	1	8	9	37
Howell, Aaron	1.0	2	0	0	1	0	4	5	21
McNiff, Bobby	0.0	3	3	1	0	3	4	11	11
Horn, Peter	1.0	0	0	0	0	1	2	9	9

Win - Martin, D. (9-0). Loss - Dube (6-4). Save - None.

WP - Signore(4). Pitches/strikes: Dube 89/53; Signore 37/23; Howell 21/12; McNiff 11/6; Horn 9/5; Martin, D. 102/66; Lanning, E. 26/18.

Umpires - HP: Tim Essey 1B: Danny Everett 2B: Dominic Giarratano 3B: Greg Charles

Start: 2:04 pm Time: 2:34 Attendance: 4732

Weather: 75 mostly cloudy; NNW 11 mph

McNiff faced 4 batters in the 8th.

Texas Tech 12 (42-16)

Player	ab	r	h	rbi	bb	so	po	a	lob
Smith, Stephen rf	3	2	3	0	2	0	1	0	0
Floyd, Tyler c	5	3	2	1	0	1	8	0	2
Gardner, Tanner cf	3	3	2	1	0	1	0	1	0
Farhat, Cody ph/cf	0	1	0	0	1	0	0	0	0
Raley, Cory dh	3	1	2	3	1	0	0	0	0
Neslony, Tyler lf	4	0	2	4	0	1	0	0	0
Davis, Zach ph/lf	1	1	1	1	0	0	0	0	0
Gutierrez, Eric 1b	4	0	1	0	1	1	12	3	2
Hargrove, Hunter 3b	4	0	1	0	0	0	0	0	3
Long, Ryan ph/3b	0	0	1	0	0	0	0	0	0
Davis, Michael 2b	5	1	1	1	0	1	1	6	0
Garcia, Orlando ss	4	0	1	0	0	1	1	3	0
Martin, Davis p	0	0	0	0	0	0	2	2	0
Lanning, Erikson p	0	0	0	0	0	0	0	0	0
Totals	36	12	16	11	6	4	27	14	8

Score by Innings

	1	2	3	4	5	6	7	8	9	R	H	E
Fairfield	0	0	1	0	0	0	0	0	0	1	6	0
Texas Tech	2	1	0	3	0	3	0	3	X	12	16	1

E - Martin, D. (9-0). Loss - Dube (6-4). Save - None.

WP - Signore(4). Pitches/strikes: Dube 89/53; Signore 37/23; Howell 21/12; McNiff 11/6; Horn 9/5; Martin, D. 102/66; Lanning, E. 26/18.

Texas Tech

Player	ip	h	r	er	bb	so	ab	bf	np
Martin, Davis	7.0	5	1	1	2	4	26	29	102
Lanning, Erikson	2.0	1	0	0	0	3	6	6	26

2016 NCAA Lubbock Regional #7 Texas Tech at New Mexico Jun 04, 2016 at Lubbock, Texas (Rip Griffin Park)

Texas Tech 4 (43-16)

Player	ab	r	h	rbi	bb	so	po	a	lob
Smith, Stephen rf	4	1	1	1	0	1	4	0	0
Floyd, Tyler c	3	0	0	0	2	1	8	1	1
Gardner, Tanner cf	5	0	2	1	0	2	2	0	1
Raley, Cory dh	2	1	1	0	3	0	0	0	0
Neslony, Tyler lf	5	0	0	0	2	0	0	5	5
Davis, Zach if	0	0	0	0	0	0	0	0	0
Gutierrez, Eric 1b	4	1	1	0	1	8	3	0	0
Hargrove, Hunter 3b	3	0	0	0	1	0	2	1	0
Davis, Michael 2b	3	0	0	0	2	1	0	0	0
Long, Ryan ph/2b	1	0	1	2	0	0	0	0	0
Garcia, Orlando ss	4	1	1	0	0	2	3	2	2
Gingery, Steven p	0	0	0	0	0	1	0	0	0
Dugger, Robert p	0	0	0	0	0	0	0	0	0
Mushinski, Parker p	0	0	0	0	0	0	1	0	0
Shetter, Ryan p	0	0	0	0	0	0	1	0	0
Howard, Hayden p	0	0	0	0	0	0	1	0	0
Totals	34	4	7	4	6	9	27	11	0

Score by Innings

	1	2	3	4	5	6	7	8	9	R	H	E
Texas Tech	0	0	1	0	0	0	2	1	4	7	3	3
New Mexico	0	0	2	1	0	0	0	0	0	3	5	2

E - Hargrove 2(4); Davis, M.(11); GONZALEZ, Lu(5); ZOELLNER, Ja(6). DP - New Mexico 1. LOB - Texas Tech 10; New Mexico 11. 2B - Gardner(18); Garcia(4); GONZALEZ, Lu(21). HR - Smith, S.(10); MANG, Jared(3). HBP - Smith, S.; DeVITO, Chri 2; ZOELLNER, Ja. SB - Raley(18).

Texas Tech

Player	ip	h	r	er	bb	so	ab	bf	np
Gingery, Steven	3.0	3	3	3	4	2	14	19	85
Dugger, Robert	1.2	0	0	0	1	1	6	8	44
Mushinski, Parker	1.1	0	0	0	0	2	3	4	19
Shetter, Ryan	2.0	1	0	0	0	2	7	20	7
Howard, Hayden	1.0	1	0	0	0	1	3	3	11

Win - Shetter, R. (4-2). Loss - TRIPP, Chris (2-2). Save - Howard, H. (8).

WP - Dugger, R. 2(7); HBP - by STEVENS, Tyl (Smith, S.); by Gingery, S. (DeVITO, Chri); by Dugger, R. (ZOELLNER, Ja); by Mushinski (DeVITO, Chri). Pitches/strikes: Gingery, S. 85/50; Dugger, R. 44/22; Mushinski 19/10; Shetter, R. 20/16; Howard, H. 11/8; STEVENS, Tyl 132/79; ESTRELLA, Al 5/3; TRIPP, Chris 25/14; FERNANDEZ, F 10/4.



2016 NCAA Lubbock Regional #17 Dallas Baptist at #7 Texas Tech Jun 06, 2016 at Lubbock, Texas (Rip Griffin Park)

Dallas Baptist 3 (44-19)

Player	ab	r	h	rbi	bb	so	po	a	lob
Jameson Hannah cf	3	0	1	0	0	0	3	0	0
Justin Wall dh	3	1	1	0	1	0	0	0	0
Austin Listi rf	4	1	2	0	1	4	0	0	0
Darick Hall 1b	3	0	0	0	1	0	7	1	1
Trooper Reynolds 2b	4	0	0	0	1	5	3	1	0
Matt Duce c	4	0	0	0	1	4	2	0	0
Daniel Sweet If	3	1	1	0	1	0	0	0	0
Camden Duzenack ss	2	0	1	1	0	1	0	0	0
Tim Millard 3b	2	0	0	0	1	0	1	1	1
Coby Weaver p	0	0	0	0	0	0	0	0	0
Landon Wilson p	0	0	0	0	0	0	0	0	0
Dalton Higgins p	0	0	0	0	0	0	0	0	0
Totals	28	3	5	3	4	6	24	8	4

Texas Tech 5 (44-17)

Player	ab	r	h	rbi	bb	so	po	a	lob
Smith, Stephen rf	4	2	2	0	0	1	2	0	0
Hargrove, Hunter 3b	3	0	0	0	1	1	1	2	2
Gardner, Tanner cf	4	0	1	0	1	2	0	0	0
Raley, Cory dh	4	0	0	0	0	0	0	0	0
Neslony, Tyler lf	3	0	0	0	1	1	0	0	0
Davis, Zach if	0	0	0	0	0	0	0	0	0
Gutierrez, Eric 1b	2	1	0	0	1	0	8	2	2
Davis, Michael 2b	4	2	2	0	1	4	2	0	0
Floyd, Tyler c	3	0	0	0	0	1	6	0	0
Garcia, Orlando ss	3	0	2	3	0	0	2	4	2
Moseley, Ryan p	0	0	0	0	0	0	1	2	0
Howard, Hayden p	0	0	0	0	0	0	2	0	0
Totals	30	5	7	4	3	6	27	13	6

Score by Innings	1	2	3	4	5	6	7	8	9	R	H	E
Dallas Baptist	0	0	1	0	0	2	0	0	0	3	5	0
Texas Tech	1	0	1	1	0	2	0	0	X	5	7	0

DP - Dallas Bap. 1; Texas Tech 2. LOB - Dallas Bap. 4; Texas Tech 6. 2B - Wall(5); Smith, S. 2(18); Garcia 2(6). 3B - Sweet(4). HR - Listi(10). HBP - Hannah; Gutierrez; Floyd. SF - Duzenack(8). SB - Sweet(11).

Dallas Baptist	ip	h	r	er	bb	so	ab	bf	np
Coby Weaver	2.0	2	2	2	1	0	8	11	35
Landon Wilson	3.0	3	3	3	2	12	14	57	
Dalton Higgins	3.0	2	0	0	0	3	10	10	37

Texas Tech	ip	h	r	er	bb	so	ab	bf	np
Moseley, Ryan	4.1	3	1	1	2	1	13	16	61
Howard, Hayden	4.2	2	2	2	2	5	15	18	75

Win - Howard, H. (9-3). Loss - Wilson (0-1). Save - None.
WP - Weaver(1); Howard, H.(7). HBP - by Weaver (Gutierrez); by Weaver (Floyd); by Howard, H. (Hannah). BK - Wilson(1). PB - Floyd(4). Pitches/strikes: Weaver 35/17; Wilson 53/32; Higgins 37/26; Moseley 61/35; Howard, H. 75/45.

Umpires - HP: Billy Haze 1B: Danny Everett 2B: Greg Charles 3B: Dominic Giarratano
Start: 2:04 pm Time: 2:46 Attendance: 4732
Weather: 84 clear skies; S 5 mph
Weaver faced 2 batters in the 3rd.
Wilson faced 2 batters in the 6th.

2016 NCAA Lubbock Regional #17 East Carolina at #7 Texas Tech Jun 10, 2016 at Lubbock, Texas (Rip Griffin Park)

East Carolina 8 (38-21-1)

Player	ab	r	h	rbi	bb	so	po	a	lob
Lamm, Parker rf/lf	6	0	3	0	0	1	2	0	3
Yorgen, Charlie 2b	3	1	0	0	1	0	1	0	0
Williams-Sutton, D. lf	5	2	2	0	0	1	0	2	0
Nelson, Jeff rf	0	0	0	0	0	0	1	0	0
Brown, Turner ss	3	1	1	1	1	1	0	0	0
Watkins, Travis c	5	2	3	6	0	1	13	1	3
Brooks, Garrett cf	4	1	1	0	1	2	0	0	0
Tyler, Eric 3b	4	0	1	0	1	0	0	2	2
Harman, Bryce 1b	3	0	1	0	0	6	0	0	0
Bolka, Luke dh	2	0	1	0	0	0	0	0	0
Morgan, Kirk ph/dh	2	0	0	0	0	0	0	0	0
Littlefield, Ryan ph	1	0	0	0	1	0	0	0	0
Kruczynski, Evan p	0	0	0	0	0	0	2	0	0
Lanier, Sam p	0	0	0	0	0	0	0	0	0
Bridges, Matt p	0	0	0	0	0	0	0	0	0
Totals	38	8	13	7	4	5	27	5	11

Texas Tech 6 (44-18)

Player	ab	r	h	rbi	bb	so	po	a	lob
Smith, Stephen rf	1	1	0	0	4	1	3	0	0
Hargrove, Hunter 3b	5	0	0	0	1	0	4	2	2
Gardner, Tanner cf	5	1	3	0	0	1	0	0	0
Raley, Cory dh	4	1	1	1	2	0	0	1	1
Neslony, Tyler lf	5	2	3	0	1	0	0	0	2
Gutierrez, Eric 1b	4	0	0	0	2	8	1	2	2
Davis, Michael 2b	4	1	2	1	0	2	3	4	0
Floyd, Tyler c	3	0	0	1	1	7	2	0	0
Garcia, Orlando ss	3	0	0	0	2	3	2	1	0
Lyons, Anthony ph	1	0	0	0	1	0	0	0	0
Ochoa, Trey ss	0	0	0	0	0	1	1	0	0
Martin, Davis p	0	0	0	0	0	0	0	0	0
Mushinski, Parker p	0	0	0	0	0	0	0	0	0
Brown, Dalton p	0	0	0	0	0	0	1	1	0
Patterson, Jacob p	0	0	0	0	0	0	0	0	0
Totals	35	6	8	6	6	14	27	15	8

Score by Innings	1	2	3	4	5	6	7	8	9	R	H	E
East Carolina	0	0	1	0	5	2	0	0	0	8	13	0
Texas Tech	0	1	0	1	1	0	3	0	0	6	8	1

E - Davis, M.(11). DP - Texas Tech 2. LOB - ECU 11; Texas Tech 8. 2B - Tyler, E.(14); Neslony(18). 3B - Gardner(6). HR - Watkins, T. 2(7); Neslony(10); Davis, M.(3). HBP - Yorgen, C.; Brown, T.; Harman, B. 2. SB - Brooks, G. 2(6); Tyler, E.(8); Smith, S.(8).

East Carolina	ip	h	r	er	bb	so	ab	bf	np
Kruczynski, Evan	5.2	6	3	3	5	6	23	28	109
Lanier, Sam	0.2	2	3	3	1	2	4	5	17
Bridges, Matt	2.2	0	0	0	0	6	8	8	32

Texas Tech	ip	h	r	er	bb	so	ab	bf	np
Martin, Davis	4.1	9	6	5	2	2	21	25	72
Mushinski, Parker	0.0	0	0	0	0	0	0	1	6
Brown, Dalton	1.1	2	2	0	0	6	6	24	
Patterson, Jacob	3.1	2	0	0	2	3	11	14	49

Win - Kruczynski (8-1). Loss - Martin, D. (9-1). Save - Bridges, M. (2).
WP - Martin, D.(4); Mushinski(1). HBP - by Martin, D. (Yorgen, C.); by Martin, D. (Brown, T.); by Mushinski (Harman, B.); by Patterson (Harman, B.). Pitches/strikes: Kruczynski 109/64; Lanier, S. 17/11; Bridges, M. 32/26; Martin, D. 72/43; Mushinski 6/3; Brown 24/17; Patterson 49/34.

Umpires - HP: Scott Higgins 1B: Darrell Arnold 2B: Barry Chambers 3B: Harry Greer
Start: 7:04 pm Time: 3:25 Attendance: 4817
Weather: 86 mostly cloudy; SE 21 mph
Mushinski faced 1 batter in the 5th.

2016 NCAA Lubbock Regional #7 Texas Tech at #17 East Carolina Jun 11, 2016 at Lubbock, Texas (Rip Griffin Park)

Texas Tech 3 (45-18)

Player	ab	r	h	rbi	bb	so	po	a	lob
Smith, Stephen rf	4	0	0	0	2	0	1	0	0
Gutierrez, Eric 1b	6	0	1	2	1	2	10	3	2
Gardner, Tanner 3b/cf	6	0	3	0	1	1	2	0	0
Raley, Cory dh	6	0	0	0	1	0	0	4	0
Neslony, Tyler lf	4	1	1	0	2	2	0	0	0
Davis, Zach cf	1	0	0	0	0	0	0	0	0
Ochoa, Trey ss	0	0	0	0	0	0	0	0	0
Hargrove, Hunter ph/3b	2	0	0	0	1	0	0	0	0
Davis, Michael 2b	3	0	1	1	2	1	7	4	0
Floyd, Tyler c	3	1	0	0	2	0	12	1	2
Garcia, Orlando ss/3b	4	1	1	0	3	4	7	2	2
Gingery, Steven p	0	0	0	0	0	1	2	0	0
Howard, Hayden p	0	0	0	0	0	0	1	0	0
Moseley, Ryan p	0	0	0	0	0	0	0	0	0
Dugger, Robert p	0	0	0	0	0	0	1	0	0
Totals	39	3	7	3	10	11	39	19	15

East Carolina 1 (38-22-1)

Player	ab	r	h	rbi	bb	so	po	a	lob
Lamm, Parker rf	6	0	2	0	0	0	1	0	1
Yorgen, Charlie 2b	5	1	1	0	0	1	3	4	2
Williams-Sutton, D. lf	5	0	2	0	1	3	3	0	0
Brown, Turner ss	6	0	2	0	0	1	0	2	4
Watkins, Travis c	2	0	1	1	3	0	12	0	0
Brooks, Garrett cf	3	0	0	0	2	1	0	0	0
Nelson, Jeff ph	0	0	0	0	0	0	0	0	0
Morgan, Kirk ph	1	0	0	0	0	0	0	0	2
Littlefield, Ryan ph	2	0	0	0	0	2	0	3	0
Tyler, Eric 3b	5	0	2	0	1	1	1	5	0
Harman, Bryce 1b	4	0	0	0	1	2	15	3	0
Bolka, Luke dh	3	0	2	0	0	1	0	0	0
Phillips, Wes pr/dh	2	0	0	0	0	0	0	0	1
Mozingo, Zack ph	1	0	0	0	0	0	0	0	0
Boyd, Jimmy p	0	0	0	0	0	0	0	4	0
Bridges, Matt p	0	0	0	0	0	0	0	0	0
Ingle, Joe p	0	0	0	0	0	0	1	2	0
Lanier, Sam p	0	0	0	0	0	0	0	0	0
Holba, Chris p	0	0	0	0	0	0	0	0	0
Totals	45	1	12	1	6	11	39	20	14

Score by Innings	1	2	3	4	5	6	7	8	9	10	11	12	13	R	H	E	
Texas Tech	0	0	0	1	0	0	0	0	0	0	0	0	0	2	3	7	1
East Carolina	0	0	0	0	1	0	0	0	0	0	0	0	0	0	1	12	1

E - Floyd(7); Ingle, J.(2). DP - Texas Tech 4. LOB - Texas Tech 15; ECU 14. 2B - Neslony(19). HBP - Davis, Z. 2; Garcia 2; Yorgen, C.; Harman, B.; SH - Smith, S.(2); Davis, Z.(2); Davis, M.(4); Floyd(7). SF - Watkins, T.(5). SB - Tyler, E.(9). CS - Brooks, G.(3).

Texas Tech	ip	h	r	er	bb	so	ab	bf	np
Gingery, Steven	5.0	5	1	1	2	5	17	21	75
Howard, Hayden	2.2	4	0	0	1	1	9	11	38
Moseley, Ryan	0.1	1	0	0	1	0	2	3	14
Dugger, Robert	5.0	2	0	0	2	5	17	19	81

East Carolina	ip	h	r	er	bb	so	ab	bf	np
Boyd, Jimmy	5.1	3	1	1	2	3	16	24	71
Bridges, Matt	1.2	1	0	0	1	2	6	7	33
Ingle, Joe	5.0	1	0	0	5	6	12	19	82
Lanier, Sam	0.2	2	2	2	0	4	6	26	
Holba, Chris	0.1	0	0	0	0	0	1	1	3

Win - Dugger, R. (6-0). Loss - Lanier, S. (2-2). Save - None.



NCAA TOURNAMENT HISTORY

2016 NCAA Lubbock Regional #3 TCU vs #4 Texas Tech Jun 19, 2016 at Omaha, Neb. (TD Ameritrade Park)

TCU 5 (48-16)

Player	ab	r	h	rbi	bb	so	po	a	lob
Wade rf	4	1	1	0	1	2	1	0	1
Warner 2b	5	1	2	1	0	0	0	1	0
Skoug c	5	1	2	0	0	13	2	0	0
Baker dh	5	1	2	3	0	0	0	1	1
Barzilli 3b	3	1	0	0	1	1	1	0	0
Watson lf	5	0	1	0	0	1	1	0	2
Steinhagen cf	4	0	1	0	0	0	1	0	0
Merrill ss	1	0	0	1	2	0	0	1	0
Landestoy 1b	3	0	1	0	0	8	1	4	4
Wanhnenen ph/1b	1	0	0	0	0	1	0	2	2
Janczak p	0	0	0	0	0	1	1	0	0
Trieglaff p	0	0	0	0	0	0	0	0	0
Burnett p	0	0	0	0	0	0	0	0	0
Feltman p	0	0	0	0	0	0	0	0	0
Totals	36	5	10	5	4	4	27	7	10

Score by Innings

	1	2	3	4	5	6	7	8	9	R	H	E
TCU	0	0	0	1	1	0	0	0	3	5	10	2
Texas Tech	0	0	1	0	1	0	0	0	1	3	8	3

E - Watson(3); Janczak(3); Neslony(1); Davis, M. 2(14). LOB - TCU 10; Texas Tech 8. 2B - Skoug(21); Garcia(8); Gardner(19); Raley(14); Hargrove(10). HR - Warner(6); Baker(10). HBP - Barzilli; Gutierrez; Hargrove. SF - Merrill(4). SB - Barzilli 2(14); Raley(20).

TCU	ip	h	r	er	bb	so	ab	bf	np
Janczak	4.2	6	2	1	1	8	19	22	88
Trieglaff	3.0	2	1	1	1	5	11	12	52
Burnett	0.1	0	0	0	0	1	1	1	1
Feltman	1.0	0	0	0	0	2	3	3	22

Win - Burnett (3-1). Loss - Dugger, R. (6-1). Save - Feltman (9).
WP - Moseley(8). HBP - by Janczak (Hargrove); by Janczak (Gutierrez); by Howard, H. (Barzilli). Pitches/strikes: Janczak 88/55; Trieglaff 52/33; Burnett 1/1; Feltman 22/15; Gingery, S. 77/52; Howard, H. 53/28; Moseley 5/2; Dugger, R. 23/14.

Umpires - HP: David Savage 1B: Scott Cline 2B: John Haggerty 3B: Chris Coskey
Start: 2:05 pm Time: 3:38 Attendance: 19834
Weather: 90 - Sunny - W: 15 MPH S

Texas Tech 3 (46-19)

Player	ab	r	h	rbi	bb	so	po	a	lob
Smith, Stephen rf	5	0	0	0	0	2	3	0	0
Garcia, Orlando ss	5	0	2	0	0	2	1	8	0
Gardner, Tanner cf	4	1	2	1	0	1	1	0	0
Davis, Zach cf	0	0	0	0	0	0	1	0	0
Raley, Cory dh	4	1	2	0	0	1	0	0	1
Neslony, Tyler lf	4	0	0	0	0	4	1	0	3
Gutierrez, Eric 1b	2	0	1	0	1	0	11	0	0
Hargrove, Hunter 3b	3	0	1	1	0	1	0	1	0
Davis, Michael 2b	4	0	0	0	0	3	5	2	2
Floyd, Tyler c	2	1	0	0	1	0	4	3	2
Long, Ryan ph	1	0	0	0	0	1	0	0	0
Gingery, Steven p	0	0	0	0	0	0	0	0	0
Howard, Hayden p	0	0	0	0	0	0	0	0	0
Moseley, Ryan p	0	0	0	0	0	0	0	0	0
Dugger, Robert p	0	0	0	0	0	0	0	0	0
Totals	34	3	8	2	2	15	27	14	8

Score by Innings

	1	2	3	4	5	6	7	8	9	R	H	E
TCU	0	0	0	1	1	0	0	0	3	5	10	2
Texas Tech	0	0	1	0	1	0	0	0	1	3	8	3

E - Watson(3); Janczak(3); Neslony(1); Davis, M. 2(14). LOB - TCU 10; Texas Tech 8. 2B - Skoug(21); Garcia(8); Gardner(19); Raley(14); Hargrove(10). HR - Warner(6); Baker(10). HBP - Barzilli; Gutierrez; Hargrove. SF - Merrill(4). SB - Barzilli 2(14); Raley(20).

Texas Tech	ip	h	r	er	bb	so	ab	bf	np
Gingery, Steven	4.1	5	2	1	2	2	17	20	77
Howard, Hayden	3.1	3	0	0	1	1	13	15	53
Moseley, Ryan	0.1	0	0	0	0	1	1	1	5
Dugger, Robert	1.0	2	3	3	1	1	5	6	23

Win - Burnett (3-1). Loss - Dugger, R. (6-1). Save - Feltman (9).
WP - Moseley(8). HBP - by Janczak (Hargrove); by Janczak (Gutierrez); by Howard, H. (Barzilli). Pitches/strikes: Janczak 88/55; Trieglaff 52/33; Burnett 1/1; Feltman 22/15; Gingery, S. 77/52; Howard, H. 53/28; Moseley 5/2; Dugger, R. 23/14.

Umpires - HP: David Savage 1B: Scott Cline 2B: John Haggerty 3B: Chris Coskey
Start: 2:05 pm Time: 3:38 Attendance: 19834
Weather: 90 - Sunny - W: 15 MPH S

2016 NCAA Lubbock Regional #4 Texas Tech vs #1 Florida Jun 21, 2016 at Omaha, Neb. (TD Ameritrade Park)

Texas Tech 3 (47-19)

Player	ab	r	h	rbi	bb	so	po	a	lob
Smith, Stephen rf	4	0	1	0	0	2	1	0	0
Garcia, Orlando ss	4	0	1	0	0	1	3	4	1
Gardner, Tanner cf	4	0	0	0	0	1	0	1	0
Davis, Zach cf	0	0	0	0	0	0	0	0	0
Raley, Cory dh	4	1	2	0	0	2	0	0	0
Neslony, Tyler lf	4	1	1	0	0	2	1	0	0
Gutierrez, Eric 1b	4	1	2	2	0	10	0	0	0
Hargrove, Hunter 3b	3	0	1	0	0	1	0	2	1
Davis, Michael 2b	4	0	0	0	0	3	3	1	2
Floyd, Tyler c	4	0	0	0	0	3	5	1	2
Martin, Davis p	0	0	0	0	0	0	2	3	0
Howard, Hayden p	0	0	0	0	0	0	0	0	0
Totals	35	3	8	2	0	9	27	14	6

Score by Innings

	1	2	3	4	5	6	7	8	9	R	H	E
Texas Tech	0	0	0	2	0	0	0	0	1	3	8	1
Florida	0	0	0	0	0	0	0	0	2	2	6	2

E - Floyd(8); Alonso(5); India(12). DP - Texas Tech 3; Florida 1. LOB - Texas Tech 6; Florida 4. HR - Gutierrez(13); Alonso(14). HBP - Hargrove. SH - Reed(5). SB - Garcia(6); Raley(21); Davis, M.(6).

Texas Tech	ip	h	r	er	bb	so	ab	bf	np
Martin, Davis	7.0	3	0	0	3	3	21	25	82
Howard, Hayden	2.0	3	2	2	0	1	8	8	37

Florida 2 (52-16)

Player	ab	r	h	rbi	bb	so	po	a	lob
Dalton Guthrie ss	3	0	0	0	1	0	2	4	0
Buddy Reed cf	3	1	1	0	0	1	0	0	0
Peter Alonso 1b	3	1	2	2	0	0	9	2	0
JJ Schwarz dh	4	0	0	0	0	2	0	0	3
Mike Rivera c	4	0	0	0	0	1	9	0	0
Jonathan India 3b	3	0	1	0	1	0	0	0	0
Deacon Liput 2b	3	0	0	0	0	2	7	0	0
Danny Reyes lf	3	0	1	0	0	0	0	0	1
Nelson Maldonado rf	1	0	0	0	0	0	3	0	0
Jeremy Vasquez ph/rf	2	0	1	0	0	0	0	0	0
Alex Faedo p	0	0	0	0	0	0	1	0	0
Scott Moss p	0	0	0	0	0	0	1	0	0
Dane Dunning p	0	0	0	0	0	0	0	0	0
Totals	29	2	6	2	3	4	27	13	4

Score by Innings

	1	2	3	4	5	6	7	8	9	R	H	E
Texas Tech	0	0	0	2	0	0	0	0	1	3	8	1
Florida	0	0	0	0	0	0	0	0	2	2	6	2

E - Floyd(8); Alonso(5); India(12). DP - Texas Tech 3; Florida 1. LOB - Texas Tech 6; Florida 4. HR - Gutierrez(13); Alonso(14). HBP - Hargrove. SH - Reed(5). SB - Garcia(6); Raley(21); Davis, M.(6).

Texas Tech	ip	h	r	er	bb	so	ab	bf	np
Martin, Davis	7.0	3	0	0	3	3	21	25	82
Howard, Hayden	2.0	3	2	2	0	1	8	8	37

Florida	ip	h	r	er	bb	so	ab	bf	np
Alex Faedo	7.2	7	2	2	0	9	29	29	107
Scott Moss	0.1	0	0	0	0	0	1	1	8
Dane Dunning	1.0	1	1	0	0	0	5	6	23

Win - Martin, D. (10-1). Loss - Faedo (13-3). Save - Howard, H. (9).
HBP - by Dunning (Hargrove). Pitches/strikes: Martin, D. 82/50; Howard, H. 37/26; Faedo 107/82; Moss 8/6; Dunning 23/14.

Umpires - HP: John Haggerty 1B: Chris Coskey 2B: David Savage 3B: Scott Cline
Start: 4:04 pm Time: 2:45 Attendance: 16865
Weather: 87 - Sunny - W: 11 MPH - S/SE

2016 NCAA Lubbock Regional #5 Coastal Carolina vs #4 Texas Tech Jun 23, 2016 at Omaha, Neb. (TD Ameritrade Park)

Coastal Carolina 7 (51-17)

Player	ab	r	h	rbi	bb	so	po	a	lob
PAEZ, Michael ss	3	0	0	0	2	2	0	3	1
MARKS, Anthony lf	5	0	1	0	0	2	3	0	0
REMILLARD, Zach 3b	5	1	2	0	0	1	1	2	0
OWINGS, Connor rf	4	1	1	0	1	1	1	0	0
EWING, Dalton cf	0	0	0	0	0	0	0	0	0
YOUNG, G.K. dh	5	2	1	0	0	1	0	0	2
WOODALL Jr., Kevin 1b	3	1	0	1	2	0	7	0	0
COOKE, Billy cf	2	2	0	0	2	1	3	0	0
CHADWICK, Tyler 2b	3	0	2	1	0	1	2	1	0
PARRETT, David c	4	0	2	3	0	1	10	1	4
BLOUS, Jason p	0	0	0	0	0	0	0	0	0
MORRISON, Mike p	0	0	0	0	0	0	0	0	0
HOLMES, Bobby p	0	0	0	0	0	0	1	0	0
Totals	34	7	9	5	7	10	27	8	8

Score by Innings

	1	2	3	4	5	6	7	8	9	R	H	E
Coastal Carolina	0	1	3	0	0	3	0	0	0	7	9	0
Texas Tech	0	3	0	0	0	0	0	0	0	5	9	3

E - Garcia(10); Gutierrez(3); Hargrove(5). DP - Texas Tech 2. LOB - Coastal Car. 8; Texas Tech 12. 2B - OWINGS, C.(19); Smith, S.(19); Neslony(2). SF - CHADWICK, T.(5); Hargrove(4). SB - MARKS, A.(15); COOKE, B.(27); PARRETT, D.(2). CS - PAEZ, M.(5); REMILLARD, Z(3).

Coastal Carolina	ip	h	r	er	bb	so	ab	bf	np
BLOUS, Jason	2.1	5	3	3	4	2	11	15	59
MORRISON, Mike	4.1	3	2	2	4	6	15	20	83
HOLMES, Bobby	2.1	1	0	0	1	2	8	9	32

Win - MORRISON, M. (8-1). Loss - Lanning, E. (3-4). Save - HOLMES, B. (4).
WP - HOLMES, B.(5). Pitches/strikes: BLOUS, J. 59/31; MORRISON, M. 83/45; HOLMES, B. 32/23; Lanning, E. 58/33; Dugger, R. 50/30; Mushinski 13/7; Moseley 56/31.

Umpires - HP: Chris Coskey 1B: David Savage 2B: Scott Cline 3B: John Haggerty
Start: 7:04 pm Time: 3:48 Attendance: 25367
Weather: 82 - Pt Cloudy - W: 7 MPH N/NE

Texas Tech 5 (47-20)

Player	ab	r	h	rbi	bb	so	po	a	lob
Smith, Stephen rf	5	0	1	3	0	2	2	0	0
Garcia, Orlando ss	4	0	1	0	1	2	2	3	0
Gardner, Tanner cf	2	1	1	0	3	0	2	0	2
Raley, Cory dh	4	0	0	0	1	1	0	0	1
Neslony, Tyler lf	4	1	1	0	1	1	1	0	4
Gutierrez, Eric 1b	4								



2017 Texas Tech Baseball #5 Texas Tech at Sam Houston State Jun 03, 2017 at Lubbock, Texas (Rip Griffin Park)

Texas Tech 6 (45-15)

Sam Houston State 0 (41-21)

Player	ab	r	h	rbi	bb	so	po	a	lob
Little, Grant lf	5	1	1	0	0	1	0	0	2
Jung, Josh 3b	5	1	0	0	0	1	0	1	0
Gardner, Tanner cf	5	2	3	4	0	0	2	0	0
Hargrove, Hunter 1b	3	0	0	0	1	2	9	1	0
Long, Ryan rf	4	2	2	1	1	1	0	0	0
Garcia, Orlando ss	3	0	1	0	1	2	4	0	0
Berglund, Michael c	4	0	1	1	0	1	12	3	5
Klein, Brian 2b	4	0	0	0	0	0	2	0	0
McMillon, John dh	3	0	1	0	0	1	0	0	0
Koelzer, Clay ph	0	0	0	0	1	0	0	0	0
Gingery, Steven p	0	0	0	0	0	0	0	0	0
Quezada, Jose p	0	0	0	0	0	0	0	0	0
Dusek, Dylan p	0	0	0	0	0	0	1	0	0
Totals	36	6	9	6	4	9	27	10	8

Score by Innings	1	2	3	4	5	6	7	8	9	R	H	E
Texas Tech	2	0	0	1	3	0	0	0	0	6	9	0
Sam Houston State	0	0	0	0	0	0	0	0	0	0	4	1

E - Beene, T.(11). DP - Texas Tech 1. LOB - Texas Tech 8; SHSU 8. 2B - Little, G.(16); Berglund, M.(7). HR - Gardner, T. 2(4); Long, R.(5). HBP - Hargrove, H.; Johnson, B. 2; Rojas, R.; Chisolm, B.. SB - Johnson, B.(31). CS - McKnight, R.(7); Hearn, H.(1).

Texas Tech	ip	h	r	er	bb	so	ab	bf	np
Gingery, Steven	6.0	2	0	0	2	8	19	23	85
Quezada, Jose	2.0	1	0	0	0	5	7	9	42
Dusek, Dylan	1.0	1	0	0	0	3	3	7	

Win - Gingery, S. (10-1). Loss - Donica, H. (9-2). Save - None.
WP - Donica, H.(3); Demco, B.(5). HBP - by Gingery, S. (Johnson, B.); by Gingery, S. (Rojas, R.); by Donica, H. (Hargrove, H.); by Quezada, J. (Chisolm, B.); by Quezada, J. (Johnson, B.). Pitches/strikes: Gingery, S. 85/52; Quezada, J. 42/26; Dusek, D. 7/6; Donica, H. 112/65; Demco, B. 32/14; Cannon, J. 14/9.

Umpires - HP: Chuck Pack 1B: Barry Chambers 2B: Troy Fullwood 3B: Tim Carey
Start: 9:30 pm Time: 2:52 Attendance: 4732
Weather: 67 cloudy; ENE 6 mph

2017 Texas Tech Baseball Sam Houston State at #5 Texas Tech Jun 04, 2017 at Lubbock, Texas (Rip Griffin Park)

Sam Houston State 9 (43-21)

Texas Tech 8 (45-16)

Player	ab	r	h	rbi	bb	so	po	a	lob
McKnight, Riley rf/1b	6	0	1	0	0	3	2	1	2
Johnson, Bryce cf	4	2	2	2	1	0	5	0	2
Fregia, Andrew ss	4	1	1	0	1	1	2	0	0
Harp, Clayton lf	5	0	2	4	0	1	1	0	0
Rojas, Robie c	4	0	1	0	0	1	11	1	4
Grisham, Jaxxon dh	3	2	2	0	2	0	0	1	4
Hearn, Hunter 1b	3	1	3	0	0	0	4	0	0
Odom, Mac ph/rf	0	0	0	0	0	0	0	0	0
Miles, Lance 2b	3	2	2	0	1	0	3	0	0
Beene, Taylor 3b	5	1	0	2	0	2	3	0	1
Mills, Dakota p	0	0	0	0	0	0	0	0	0
Cooper, Riley p	0	0	0	0	0	0	0	0	0
Cannon, Jordan p	0	0	0	0	0	0	0	0	0
Backhus, Kyle p	0	0	0	0	0	0	0	0	0
Robinson, Dominic p	0	0	0	0	0	0	0	0	0
Mikolajchak, N. p	0	0	0	0	0	0	0	0	0
Totals	37	9	14	8	5	8	27	7	10

Score by Innings	1	2	3	4	5	6	7	8	9	R	H	E
Sam Houston State	1	1	0	3	0	0	1	3	0	9	14	2
Texas Tech	1	1	0	0	1	1	2	2	0	8	15	3

E - Miles, L.(12); Cooper, R.(1); Garcia, O. 2(6); Harpenau, T.(1). DP - Texas Tech 1. LOB - SHSU 10; Texas Tech 11. 2B - Harp, C.(12); Long, R.(11); Garcia, O.(9); Koelzer, C.(2). HR - Jung, J.(6); Gardner, T.(5). HBP - Rojas, R.; Hearn, H.; Garcia, O.. SH - Odom, M.(7); Miles, L.(9). SB - Johnson, B.(32); Fregia, A.(14); Rojas, R.(7); Grisham, J.(3).

Sam Houston State	ip	h	r	er	bb	so	ab	bf	np
Mills, Dakota	2.1	4	2	2	0	1	11	11	45
Cooper, Riley	3.2	3	1	1	0	4	15	16	60
Cannon, Jordan	0.0	2	1	1	0	0	2	2	10
Backhus, Kyle	1.0	1	0	0	1	1	4	5	30
Robinson, Dominic	1.0	2	2	2	0	2	5	5	22
Mikolajchak, N.	1.0	3	2	2	1	2	6	7	27

Win - Cooper, R. (3-3). Loss - Shetter, R. (4-1). Save - Mikolajchak, (12).
WP - Mills, D.(3); Backhus, K.(2). HBP - by Shetter, R. (Hearn, H.); by Shetter, R. (Rojas, R.); by Cooper, R. (Garcia, O.). BK - Cooper, R.(1). Pitches/strikes: Mills, D. 45/26; Cooper, R. 60/41; Cannon, J. 10/6; Backhus, K. 30/15; Robinson, D. 22/14; Mikolajchak, 27/15; Shetter, R. 65/44; McMillon, J. 23/15; Harpenau, T. 56/38; McDonald, J. 23/13.

Umpires - HP: Barry Chambers 1B: Tim Carey 2B: Jason Bradley 3B: Chuck Pack
Start: 6:20 pm Time: 3:55 Attendance: 4732
Weather: 80 mostly cloudy; NNE 14 mph
Cannon, J. faced 2 batters in the 7th.

2017 Texas Tech Baseball #5 Texas Tech vs Sam Houston State Jun 05, 2017 at Lubbock, Texas (Rip Griffin Park)

Texas Tech 3 (45-17)

Sam Houston State 4 (44-21)

Player	ab	r	h	rbi	bb	so	po	a	lob
Little, Grant lf	5	1	2	0	0	0	0	0	0
Jung, Josh 3b	5	0	2	0	0	1	2	1	0
Gardner, Tanner dh	4	1	1	1	1	0	0	0	0
Hargrove, Hunter 1b	5	1	3	0	0	1	5	0	4
Garcia, Orlando ss	4	0	2	2	0	1	1	2	0
Long, Ryan rf	3	0	1	0	1	2	1	0	1
Klein, Brian 2b	4	0	0	0	0	1	2	0	0
Farhat, Cody cf	4	0	0	0	0	1	0	5	0
Berglund, Michael c	3	0	1	0	0	1	1	0	0
Koelzer, Clay ph	1	0	0	0	0	0	0	0	0
Martin, Davis p	0	0	0	0	0	1	0	0	0
Mushinski, Parker p	0	0	0	0	0	1	0	0	0
Patterson, Jacob p	0	0	0	0	0	0	1	0	0
Kilian, Caleb p	0	0	0	0	0	0	0	0	0
Totals	38	3	12	3	2	6	24	6	10

Score by Innings	1	2	3	4	5	6	7	8	9	R	H	E
Texas Tech	0	0	0	0	3	0	0	0	0	3	12	2
Sam Houston State	0	1	0	0	1	2	0	0	X	4	8	0

E - Garcia, O.(7); Klein, B.(1). DP - Texas Tech 1. LOB - Texas Tech 10; SHSU 8. 2B - Little, G.(17); Jung, J. 2(14); Hargrove, H.(26); Chisolm, B.(17); Rojas, R.(15); Beene, T.(6). SB - Garcia, O.(9); McKnight, R.(11); Johnson, B.(33); Beene, T.(7).

Texas Tech	ip	h	r	er	bb	so	ab	bf	np
Martin, Davis	4.1	6	2	2	0	6	18	18	64
Mushinski, Parker	1.2	1	2	1	2	3	7	9	38
Patterson, Jacob	0.2	1	0	0	1	0	3	4	15
Kilian, Caleb	1.1	0	0	0	0	2	5	5	18

Win - Cooper, R. (4-3). Loss - Mushinski, P (3-2). Save - Mikolajchak, (13).
WP - Martin, D.(4); Cooper, R.(2). Pitches/strikes: Martin, D. 64/42; Mushinski, P 38/23; Patterson, J 15/10; Kilian, C. 18/15; Ballew, S. 33/23; Mills, D. 5/4; Cooper, R. 55/43; Donica, H. 14/8; Mikolajchak, 12/7.

Umpires - HP: Troy Fullwood 1B: Chuck Pack 2B: Barry Chambers 3B: Tim Carey
Start: 2:04 pm Time: 2:55 Attendance: 4732
Weather: 86 partly cloudy; NNE 11 mph
Ballew, S. faced 1 batter in the 3rd.

2018 Texas Tech Baseball New Mexico State at #9 Texas Tech June 1, 2018 at Lubbock, Texas (RIP Griffin Park)



New Mexico State 2 (40-21)

Texas Tech 9 (40-17)

Player	ab	r	h	rbi	bb	so	po	a	lob
Still, Marcus cf	4	0	1	0	0	1	4	0	1
Ortiz, Joey ss	4	1	2	1	0	0	0	0	0
Henderson, Caleb 1b	4	0	2	1	0	0	6	0	0
Ehnes, Logan rf	3	0	0	0	1	0	3	1	0
Carranza, Tristen lf	4	0	1	0	0	3	0	2	0
Gonzales, Nick 2b	3	0	1	0	0	2	0	3	0
Bellamy, David ph	1	0	0	0	0	0	0	0	0
Fishback, Mason dh	4	0	0	0	0	3	0	0	0
Stine, Trey 3b	4	0	0	0	0	0	1	2	0
Williams, Braden c	2	1	1	0	1	0	8	0	0
Groff, Jonathan p	0	0	0	0	0	0	0	0	0
Perea, Matthew p	0	0	0	0	0	0	1	0	0
Pinedo, Alex p	0	0	0	0	0	0	0	0	0
Totals	33	2	8	2	2	6	24	5	6

Score by Innings	1	2	3	4	5	6	7	8	9	R	H	E
New Mexico State	0	0	1	0	0	0	0	1	0	2	8	0
Texas Tech	3	0	2	0	0	0	4	0	X	9	11	0

DP - Texas Tech 2. LOB - NMSU 6; Texas Tech 7. 2B - Holt, G.(11); Little, G.(21); Davis, M.(17). 3B - Henderson, C(3). HR - Ortiz, J(7); Rheams, Z.(14). SF - Davis, M.(5).

New Mexico State	ip	h	r	er	bb	so	ab	bf	np
Groff, Jonathan	4.0	8	5	5	2	5	19	22	91
Perea, Matthew	2.2	3	4	4	2	3	11	13	54
Pinedo, Alex	1.1	0	0	0	1	0	4	5	18

Win - Shetter, R. (5-0). Loss - Groff, J (11-3). Save - None.
Inherited runners/scored: Perea, M 1/0; Pinedo, A 1/0; Queen, C. 1/1. Pitches/strikes: Groff, J 91/59; Perea, M 54/32; Pinedo, A 18/7; Dusek, D. 29/22; Shetter, R. 66/47; Haveman, D. 4/0; Queen, C. 21/15.

Umpires - HP: Gary Swanson 1B: Patrick Riley 2B: Mike Banks 3B: Ryan Morehead
Start: 1:04 pm Time: 2:58 Attendance:
Weather: 101 sunny; SSW 14 MPH



NCAA TOURNAMENT HISTORY



2018 Texas Tech Baseball Louisville at #9 Texas Tech

Jun 02, 2018 at Lubbock, Texas (RIP Griffin Park)



Louisville 4 (44-18)

Player	ab	r	h	rbi	bb	so	po	a	lob
Fitzgerald ss	3	0	0	0	1	2	2	3	2
Snider lf	5	1	1	0	0	2	2	0	2
Mann 2b	4	0	0	0	1	0	2	0	0
Wyatt 1b	4	0	0	1	0	1	4	1	0
Stowers cf	2	1	1	1	2	0	5	0	2
Campbell rf	4	0	1	0	0	1	0	0	3
Dunn rf	1	0	1	0	0	0	0	0	0
Oriente dh	3	1	2	0	0	0	0	0	0
Stringer ph	1	0	0	0	0	0	0	1	0
Pinkham c	2	0	1	0	0	0	5	1	2
Britton ph	2	0	0	0	0	0	3	0	0
Lavey 3b	4	1	1	1	0	0	2	0	0
Bennett p	0	0	0	0	0	0	0	0	0
Smiddy p	0	0	0	0	0	0	1	0	0
Mundt p	0	0	0	0	0	0	0	0	0
Totals	35	4	8	4	4	6	24	7	12

Score by Innings	1	2	3	4	5	6	7	8	9	R	H	E
Louisville	0	0	1	0	0	0	0	2	4	8	1	
Texas Tech	0	0	3	3	0	2	0	0	X	10	10	2

E - Fitzgerald(7); Warren, C.(6); Davis, M.(14). LOB - Louisville 12; Texas Tech 10. 2B - Stowers(14); Campbell(6); Holt, G.(12); Little, G.(22). HR - Jung, J.(12). HBP - Fitzgerald(3); Wyatt; Stowers; Oriente; Davis, M.. SF - Holt, G.(2). SB - Stowers(36); Lavey(7); Farhat, C.(16). CS - Little, G.(5).

Louisville	ip	h	r	er	bb	so	ab	bf	np
Bennett	3.1	5	6	6	5	4	13	19	89
Smiddy	2.1	3	2	1	4	2	11	15	62
Mundt	2.1	2	2	2	0	2	9	10	32

Win - Kilian, C. (9-1). Loss - Bennett (8-2). Save - Harpenau, T. (3).
WP - Smiddy(3); Kilian, C.(4). HBP - by Kilian, C. (Fitzgerald); by Kilian, C. (Oriente); by Kilian, C. (Wyatt); by Kilian, C. (Stowers); by Mundt (Davis, M.). BK - Bennett(1). Inherited runners/scored: Smiddy 2/2; Mundt 2/0; Harpenau, T. 1/0. Pitches/strikes: Bennett 89/52; Smiddy 62/37; Mundt 32/23; Kilian, C. 103/63; Harpenau, T. 52/36.

Umpires - HP: Patrick Riley 1B: Ryan Morehead 2B: Adam Dowdy 3B: Gary Swanson
Start: 7:04 pm Time: 3:44 Attendance: 4563
Weather: 89 mostly sunny; ENE 21 mph



2018 Texas Tech Baseball #9 Texas Tech vs Louisville

Jun 03, 2018 at Lubbock, Texas (Rip Griffin Park)



Texas Tech 11 (42-17)

Player	ab	r	h	rbi	bb	so	po	a	lob
Holt, Gabe rf	5	3	2	0	0	0	2	0	1
Klein, Brian 2b	3	2	2	0	0	3	3	0	0
Jung, Josh 3b	5	1	2	0	0	3	3	1	0
Little, Grant lf	5	0	2	0	0	1	2	0	1
Rheams, Zach dh	4	3	4	5	0	0	0	0	0
Warren, Cameron 1b	5	1	1	0	0	1	9	1	0
Davis, Michael ss	5	0	0	0	0	0	4	2	0
Farhat, Cody cf	4	1	2	3	0	0	3	0	2
Fulford, Braxton c	5	0	0	0	0	2	4	0	1
Martin, Davis p	0	0	0	0	0	0	1	2	0
Quezada, Jose p	0	0	0	0	0	0	0	0	0
Freeman, Caleb p	0	0	0	0	0	0	0	0	0
Harpenau, Ty p	0	0	0	0	0	0	0	0	0
Totals	41	11	14	10	2	4	27	13	8

Score by Innings	1	2	3	4	5	6	7	8	9	R	H	E
Texas Tech	4	1	0	1	1	2	0	0	2	11	14	1
Louisville	0	0	0	0	1	1	1	3	0	6	13	3

E - Jung, J.(8); Wyatt(11); Stowers 2(3), DP - Texas Tech 1. LOB - Texas Tech 8; Louisville 12. 2B - Farhat, G.(13); Klein, B.(15); Rheams, Z.(9); Warren, C.(14); Mann(17); Campbell(8). HR - Rheams, Z. 2(16); Harhat, C.(5); Snider(2). HBP - Holt, G.; Rheams, Z.; Stowers 2. SF - Farhat, C.(3); Mann(9); Lavey(4). SB - Holt, G.(28); Klein, B.(4).

Texas Tech	ip	h	r	er	bb	so	ab	bf	np
Martin, Davis	5.0	5	2	2	1	1	19	23	66
Quezada, Jose	2.0	3	1	1	2	2	8	11	47
Freeman, Caleb	1.0	4	3	3	0	1	7	7	35
Harpenau, Ty	1.0	1	0	0	0	4	4	10	

Win - Martin, D. (7-5). Loss - Detmers (4-2). Save - None.
WP - McAvene(2). HBP - by Detmers (Holt, G.); by Detmers (Rheams, Z.); by Martin, D. (Stowers); by Martin, D. (Stowers). PB - Pinkham 2(3). Inherited runners/scored: Quezada, J. 1/1; Hoieg 2/0. Pitches/strikes: Martin, D. 66/41; Quezada, J. 47/25; Freeman, C. 35/23; Harpenau, T. 10/8; Detmers 61/33; Hoieg 50/35; McAvene 22/14; Elliott 26/16; Conway 21/14.

Umpires - HP: Ryan Morehead 1B: Gary Swanson 2B: Stephen Hagan 3B: Patrick Riley
Start: 6:24 pm Time: 3:29 Attendance: 4628
Weather: 86 partly cloudy; ENE 14 mph



2018 Texas Tech Baseball Duke at #9 Texas Tech

Jun 09, 2018 at Lubbock, Texas (RIP Griffin Park)



Duke 4 (44-17)

Player	ab	r	h	rbi	bb	so	po	a	lob
Jimmy Herron lf	3	2	1	0	1	0	2	0	0
Chris Proctor c	4	0	0	0	1	4	0	1	0
Zack Kone ss	4	0	3	0	0	3	3	0	0
Griffin Conine rf	4	0	0	0	2	1	1	4	0
Joey Loperfido 1b	4	1	2	0	0	1	8	1	0
Kennie Taylor cf	4	0	1	0	0	0	3	0	0
Max Miller 2b	4	0	1	0	0	2	5	0	0
Chris Crabtree dh	1	1	0	0	0	0	0	0	0
Erikson Nichols 3b	0	0	0	0	0	0	1	0	0
Michael Smicklas ph	0	0	0	0	0	0	0	0	0
Chase Cheek pr	0	0	0	0	0	0	0	0	0
Jack Labosky 3b	4	0	0	0	0	0	0	2	0
Mitch Stallings p	0	0	0	0	0	0	0	3	0
Ethan DeCaster p	0	0	0	0	0	0	0	0	0
Totals	32	4	8	4	3	4	24	13	7

Score by Innings	1	2	3	4	5	6	7	8	9	R	H	E
Duke	0	0	1	0	0	2	0	1	0	4	8	1
Texas Tech	0	0	0	0	2	1	1	2	X	6	11	0

E - Proctor, C.(3). DP - Duke 1; Texas Tech 2. LOB - Duke 7; Texas Tech 9. 2B - Kone, Z. 2(19); Klein, B.(16); Little, G.(23). HR - Rheams, Z.(17). HBP - Herron, J.; Crabtree, C.; Smicklas, M.; Farhat, C.. SB - Herron, J.(23). CS - Loperfido, J(6); Holt, G.(1).

Duke	ip	h	r	er	bb	so	ab	bf	np
Mitch Stallings	5.0	6	2	2	4	2	19	23	92
Ethan DeCaster	2.0	2	2	2	1	1	8	10	48
Jack Labosky	1.0	3	2	0	0	1	6	6	23

Win - Quezada, J. (5-2). Loss - Labosky, J. (3-1). Save - Harpenau, T. (4).
HBP - by Shetter, R. (Crabtree, C.); by Shetter, R. (Herron, J.); by DeCaster, E. (Farhat, C.); by Harpenau, T. (Smicklas, M.). PB - Fulford, B.(8). Inherited runners/scored: Shetter, R. 2/0. Pitches/strikes: Stallings, M. 92/55; DeCaster, E. 48/30; Labosky, J. 23/19; Dusek, D. 27/18; Shetter, R. 59/41; Quezada, J. 43/23; Harpenau, T. 12/8.

Umpires - HP: Darren Hyman 1B: Grady Smith 2B: Scott Cline 3B: Greg Street
Start: 2:04 pm Time: 3:19 Attendance: 4818
Weather: 91 mostly cloudy; SSE 17 mph



2018 Texas Tech Baseball #9 Texas Tech at Duke

Jun 10, 2018 at Lubbock, Texas (RIP Griffin Park)



Texas Tech 2 (43-18)

Player	ab	r	h	rbi	bb	so	po	a	lob
Holt, Gabe rf	3	1	2	0	0	1	2	0	0
Klein, Brian 2b	3	0	0	0	1	2	2	1	0
Jung, Josh 3b	4	0	2	0	0	1	2	3	0
Little, Grant lf	4	0	2	0	1	0	0	1	0
Rheams, Zach dh	4	0	1	0	0	0	0	0	0
Warren, Cameron 1b	4	0	0	0	0	6	1	3	0
Davis, Michael ss	4	0	1	0	0	2	3	0	0
Farhat, Cody cf	3	1	1	0	0	0	2	0	1
Fulford, Braxton c	1	0	0	0	1	1	3	0	0
Koelzer, Clay c	2	0	0	0	0	1	2	0	1
Kilian, Kurt p	0	0	0	0	0	0	1	0	0
Wilson, Kurt p	0	0	0	0	0	0	0	0	0
Queen, Connor p	0	0	0	0	0	0	0	0	0
Sublette, Ryan p	0	0	0	0	0	0	0	0	0
Totals	32	2	9	2	3	7	24	11	7

Score by Innings	1	2	3	4	5	6	7	8	9	R	H	E
Texas Tech	0	0	0	0	0	0	1	1	0	2	9	0
Duke	0	0	0	4	6	0	0	1	X	11	16	1

E - Labosky, J.(9). DP - Texas Tech 1; Duke 2. LOB - Texas Tech 7; Duke 8. 2B - Little, G.(24); Farhat, C.(8); Proctor, C.(11); Loperfido, J(11); Miller, M.(5); Crabtree, C.(4). 3B - Davis, M.(1); Loperfido, J(3); Miller, M.(2). HBP - Holt, G.; Miller, M.; Labosky, J.. SF - Herron, J.(5). SB - Holt, G.(29); Proctor, C.(12). CS - Farhat, C.(6).

Texas Tech	ip	h	r	er	bb	so	ab	bf	np
Kilian, Caleb	4.0	8	6	6	1	2	19	21	76
Wilson, Kurt	0.1	3	4	4	1	1	4	6	24
Queen, Connor	2.2	4	0	0	0	0	10	11	31
Sublette, Ryan	1.0	1	1	1	2	1	3	5	29

Win - Stinson, G. (5-1). Loss - Kilian, C. (9-2). Save - None.
WP - Sublette, R.(4); Stinson, G.(8); Davis, H.(2). HBP - by Kilian, C. (Miller, M.); by Wilson, K. (Labosky, J.); by Stinson, G. (Holt, G.). Inherited runners/scored: Wilson, K. 1/1; Queen, C. 2/1; Dockman, M. 2/0. Pitches/strikes: Kilian, C. 76/51; Wilson, K. 24/11; Queen, C. 31/21; Sublette, R. 29/15; Stinson, G. 86/51; Davis, H. 35/18; Dockman, M. 19/12.

Umpires - HP: Grady Smith 1B: Scott Cline 2B: Greg Street 3B: Darren Hyman
Start: 6:16 PM Time: 3:27 Attendance: 4818
Weather: 86 mostly cloudy; SSE 14 mph



NCAA TOURNAMENT HISTORY



2019 Texas Tech Baseball Army at #8 Texas Tech

May 31, 2019 at Lubbock, Texas (Rip Griffin Park)



Army 2 (35-25)

Player	ab	r	h	rbi	bb	so	po	a	lob
Hurtubise, J cf	4	1	1	0	1	2	4	1	1
Walden, A. lf	4	0	1	0	0	1	3	0	0
Giachin, A. 3b	4	0	0	0	2	0	1	0	0
Martin, Trey ss	3	0	1	1	0	1	2	3	0
McKenna, J. dh	4	0	0	0	1	0	0	4	0
Adams, J. 1b	3	1	1	0	1	0	8	0	0
Cerruto, Cam c	3	0	0	0	1	0	5	1	0
Crompton, A. pr	0	0	0	0	0	0	0	0	0
Simoes, Tim 2b	1	0	0	0	0	1	0	0	0
Hudgins, M. ph	1	0	0	0	1	0	0	2	0
White, Josh 2b	2	0	2	1	0	0	0	0	0
Titus, Drake rf	4	0	0	0	1	1	0	1	0
Burggraaf, D p	0	0	0	0	0	0	0	0	0
Gagliardi, M p	0	0	0	0	0	0	0	0	0
Santoro, Joe p	0	0	0	0	0	0	0	0	0
LoRiccio, A. p	0	0	0	0	0	0	0	0	0
Carte, Jacob p	0	0	0	0	0	0	1	0	0
Totals	33	2	6	2	3	9	24	7	8

Score by Innings	1	2	3	4	5	6	7	8	9	R	H	E
Army	0	0	0	0	0	1	0	0	1	2	6	1
Texas Tech	3	2	1	0	2	0	3	0	X	11	16	1

E - Titus, Drake(3); Jung, J.(6). LOB - ARMY 8; Texas Tech 12. 2B - Martin, Trey(11); Holt, G.(15); O'Tremba, T.(6); Klein, B.(18); Murrell, E.(2). 3B - Holt, G.(3). HR - Warren, C.(15). HBP - Martin, Trey; Murrell, E., SF - O'Tremba, T.(1).

Army	ip	h	r	er	bb	so	ab	bf	np
Burggraaf, D	2.0	7	5	5	0	12	13	62	
Gagliardi, M	1.0	2	1	1	1	0	5	6	21
Santoro, Joe	1.1	2	2	2	3	0	5	9	42
LoRiccio, A.	1.2	2	0	0	1	2	7	8	28
Carte, Jacob	2.0	3	3	3	2	2	9	11	47

Win - Dallas, M. (5-0). Loss - Burggraaf, D (5-3). Save - None.
WP - Santoro, Joe 2(4); Carte, Jacob(5). HBP - by Dallas, M. (Martin, Trey); by Santoro, Joe (Murrell, E.).
Pitches/strikes: Burggraaf, D 62/38; Gagliardi, M 21/11; Santoro, Joe 42/18; LoRiccio, A. 28/18; Carte, Jacob 47/24; Dallas, M. 99/63; Sublette, R. 20/13; Freeman, C. 25/17.

Umpires - HP: Craig Barron 1B: Kellen Levy 2B: Mike Lusky 3B: Brandon Cooper
Start: 3:06 PM Time: 3:09 Attendance: 4567
Weather: Chance of Rain, 80

Texas Tech 11 (40-17)

Player	ab	r	h	rbi	bb	so	po	a	lob
Holt, Gabe cf	4	2	2	0	1	0	2	0	2
Marusak, Max ph/cf	1	0	0	0	0	1	0	0	0
O'Tremba, Tanner rf	4	2	3	3	1	1	0	1	2
Klein, Brian 2b	5	0	1	2	0	1	0	2	0
Jung, Josh ss	3	2	2	0	2	0	2	1	1
Warren, Cameron 1b	4	2	2	3	1	0	14	0	3
Masters, Cody dh	5	0	1	2	0	0	0	0	2
Wilson, Kurt lf	4	1	1	0	1	1	1	0	1
Murrell, Easton 3b	3	1	2	0	1	0	1	7	0
Fulford, Braxton c	4	1	2	1	0	1	6	2	1
Stilwell, Cole ph/c	1	0	0	0	0	0	1	1	0
Dallas, Micah p	0	0	0	0	0	0	0	0	0
Sublette, Ryan p	0	0	0	0	0	0	0	0	0
Freeman, Caleb p	0	0	0	0	0	0	0	1	0
Totals	38	11	16	11	7	5	27	15	12

Score by Innings	1	2	3	4	5	6	7	8	9	R	H	E
Texas Tech	0	3	0	0	0	0	0	0	0	3	6	2
Dallas Baptist	0	0	0	0	2	0	0	0	0	2	7	1

E - Kelly, P.(3); Fulford, B.(6); Jones(6). DP - Texas Tech 2. LOB - Texas Tech 8; DBU 8. 2B - Iser(12). HR - Warren, C.(16). HBP - Glenn; Bandy. SH - Fulford, B. 2(9). SF - Isaacson(2). SB - Ball(3); Bandy(23).

Texas Tech	ip	h	r	er	bb	so	ab	bf	np
Dallas, Micah	7.0	3	1	0	1	7	25	27	99
Sublette, Ryan	1.0	1	0	0	1	1	4	5	20
Freeman, Caleb	1.0	2	1	1	1	1	4	5	25

Win - Dallas, M. (5-0). Loss - Burggraaf, D (5-3). Save - None.
WP - Santoro, Joe 2(4); Carte, Jacob(5). HBP - by Dallas, M. (Martin, Trey); by Santoro, Joe (Murrell, E.).
Pitches/strikes: Burggraaf, D 62/38; Gagliardi, M 21/11; Santoro, Joe 42/18; LoRiccio, A. 28/18; Carte, Jacob 47/24; Dallas, M. 99/63; Sublette, R. 20/13; Freeman, C. 25/17.

Umpires - HP: Kellen Levy 1B: Brandon Cooper 2B: Davi Savage 3B: Craig Barron
Start: 4:36 PM Time: 3:03 Attendance: 4567
Weather: Chance of Rain, 88



2019 Texas Tech Baseball #8 Texas Tech at Dallas Baptist

Jun 01, 2019 at Lubbock, Texas (Rip Griffin Park)



Texas Tech 3 (41-17)

Player	ab	r	h	rbi	bb	so	po	a	lob
Holt, Gabe cf	4	0	0	0	1	2	0	1	0
O'Tremba, Tanner rf	5	0	0	0	3	1	0	1	0
Klein, Brian 2b	4	0	1	0	0	3	1	4	2
Jung, Josh ss	4	1	1	0	0	1	1	2	0
Warren, Cameron 1b	3	1	2	1	1	8	1	0	0
Stilwell, Cole dh	2	1	0	0	1	1	0	0	2
Masters, Cody dh	0	0	0	0	1	0	0	0	0
Wilson, Kurt lf	3	0	1	0	1	0	3	1	0
Kelly, Parker 3b	3	0	1	0	1	1	0	1	0
Fulford, Braxton c	2	0	1	1	0	10	1	0	0
Kilian, Caleb p	0	0	0	0	0	0	0	0	0
Floyd, Taylor p	0	0	0	0	0	1	1	0	0
Totals	30	3	6	3	6	11	27	10	8

Score by Innings	1	2	3	4	5	6	7	8	9	R	H	E
Texas Tech	0	3	0	0	0	0	0	0	0	3	6	2
Dallas Baptist	0	0	0	0	2	0	0	0	0	2	7	1

E - Kelly, P.(3); Fulford, B.(6); Jones(6). DP - Texas Tech 2. LOB - Texas Tech 8; DBU 8. 2B - Iser(12). HR - Warren, C.(16). HBP - Glenn; Bandy. SH - Fulford, B. 2(9). SF - Isaacson(2). SB - Ball(3); Bandy(23).

Texas Tech	ip	h	r	er	bb	so	ab	bf	np
Kilian, Caleb	4.2	7	2	2	1	5	19	21	67
Floyd, Taylor	4.1	0	0	0	1	5	13	16	66

Win - Floyd, T. (5-3). Loss - Martinson (8-4). Save - None.
HBP - by Floyd, T. (Glenn); by Floyd, T. (Bandy). Pitches/strikes: Kilian, C. 67/44; Floyd, T. 66/41; Martinson 115/74; Bayless 46/28.

Umpires - HP: Kellen Levy 1B: Brandon Cooper 2B: Davi Savage 3B: Craig Barron
Start: 4:36 PM Time: 3:03 Attendance: 4567
Weather: Chance of Rain, 88

Dallas Baptist 2 (42-19)

Player	ab	r	h	rbi	bb	so	po	a	lob
Jones 2b	4	0	0	0	0	4	2	2	0
Vansau ph	1	0	0	0	0	1	0	0	0
Ball dh	2	0	2	0	2	0	0	0	0
Glowneke ss	4	0	1	1	0	2	0	1	1
Glenn 3b	3	0	0	0	0	0	4	1	1
Sandmann rf	4	0	1	0	0	0	3	0	5
Bandy cf	3	0	0	0	0	1	1	0	0
Iser c	4	1	2	0	0	0	10	2	0
Sosa 1b	4	1	1	0	0	1	10	0	0
Isaacson lf	3	0	1	0	1	1	0	1	1
Martinson p	0	0	0	0	0	0	0	0	2
Bayless p	0	0	0	0	0	0	1	0	1
Totals	32	2	7	2	2	10	27	12	8

Score by Innings	1	2	3	4	5	6	7	8	9	R	H	E
Texas Tech	0	3	0	0	0	0	0	0	0	3	6	2
Dallas Baptist	0	0	0	0	2	0	0	0	0	2	7	1

E - Kelly, P.(3); Fulford, B.(6); Jones(6). DP - Texas Tech 2. LOB - Texas Tech 8; DBU 8. 2B - Iser(12). HR - Warren, C.(16). HBP - Glenn; Bandy. SH - Fulford, B. 2(9). SF - Isaacson(2). SB - Ball(3); Bandy(23).

Dallas Baptist	ip	h	r	er	bb	so	ab	bf	np
Martinson	6.1	6	3	3	4	7	23	28	115
Bayless	2.2	0	0	0	2	4	7	10	46

Win - Floyd, T. (5-3). Loss - Martinson (8-4). Save - None.
HBP - by Floyd, T. (Glenn); by Floyd, T. (Bandy). Pitches/strikes: Kilian, C. 67/44; Floyd, T. 66/41; Martinson 115/74; Bayless 46/28.

Umpires - HP: Kellen Levy 1B: Brandon Cooper 2B: Davi Savage 3B: Craig Barron
Start: 4:36 PM Time: 3:03 Attendance: 4567
Weather: Chance of Rain, 88



2019 Texas Tech Baseball Dallas Baptist at #8 Texas Tech

Jun 02, 2019 at Lubbock, Texas (Rip Griffin Park)



Dallas Baptist 0 (43-20)

Player	ab	r	h	rbi	bb	so	po	a	lob
Bandy cf	4	0	1	0	0	2	4	0	0
Ball dh	4	0	2	0	0	0	0	0	1
Glowneke ss	4	0	0	0	1	0	3	2	0
Glenn 3b	4	0	0	0	2	0	1	0	0
Sandmann rf	2	0	0	2	1	3	0	0	0
Sosa 1b	4	0	2	0	1	8	0	0	0
Iser c	4	0	0	0	3	6	1	2	0
Jones 2b	3	0	0	0	0	1	3	2	0
Isaacson lf	3	0	0	0	2	2	0	0	0
Reeves p	0	0	0	0	0	0	0	1	0
Sherlin p	0	0	0	0	0	0	0	0	0
Kechely p	0	0	0	0	0	0	0	0	0
Galthier p	0	0	0	0	0	0	0	0	0
Totals	32	0	5	0	2	12	24	9	7

Score by Innings	1	2	3	4	5	6	7	8	9	R	H	E
Dallas Baptist	0	0	0	0	0	0	0	0	0	0	5	0
Texas Tech	3	0	0	0	0	0	0	0	X	3	6	0

DP - DBU 1. LOB - DBU 7; Texas Tech 7. 2B - Neuse, D.(11); Jung, J.(22). HR - Warren, C.(17). HBP - Jung, J., SB - Bandy(26); Sandmann(3); Holt, G.(28).

Dallas Baptist	ip	h	r	er	bb	so	ab	bf	np
Reeves	4.0	4	3	3	1	4	15	17	69
Sherlin	2.2	1	0	0	2	1	9	11	42
Kechely	0.2	1	0	0	1	0	3	4	8
Galthier	0.2	0	0	0	0	2	2	9	

Win - Bonnin, B. (6-1). Loss - Reeves (1-2). Save - McMillon, J. (2).
HBP - by Reeves (Jung, J.). Pitches/strikes: Reeves 69/39; Sherlin 42/23; Kechely 8/6; Galthier 9/6; Bonnin, B. 95/65; McMillon, J. 29/25.

Umpires - HP: Brandon Cooper 1B: Craig Barron 2B: Chris Booker 3B: Kellen Levy
Start: 6:26 pm Time: 2:38 Attendance: 4679
Weather: Clear, 85

Texas Tech 3 (42-17)

Player	ab	r	h	rbi	bb	so	po	a	lob
Holt, Gabe rf	2	1	1	0	2	0	2	0	0
Neuse, Dylan cf	4	0	1	0	0	2	3	0	1
Klein, Brian 2b	3	0	0	0	1	0	0	2	1
Jung, Josh ss	3</								



2019 Texas Tech Baseball #9 Texas Tech at #8 Oklahoma State

Jun 08, 2019 at Lubbock, Texas (Rip Griffin Park)



Texas Tech 5 (43-18)

Player	ab	r	h	rb	bb	so	po	a	lob
Holt, Gabe rf	5	1	2	1	0	0	0	0	0
O'Tremba, Tanner rf	0	0	0	0	0	0	0	0	0
Neuse, Dylan cf	5	0	2	0	2	2	0	1	0
Klein, Brian 2b	3	1	1	1	0	2	0	2	0
Jung, Josh ss	4	0	1	0	1	1	2	3	0
Warren, Cameron 1b	5	0	0	1	0	2	5	0	0
Stilwell, Cole dh	3	0	0	0	1	0	0	0	0
Masters, Cody ph/dh	2	1	1	0	0	0	0	2	0
Wilson, Kurt lf	3	0	0	0	1	0	2	0	0
Baker, Dru 3b	3	2	2	1	0	0	2	0	0
Kelly, Parker 3b	0	0	0	0	0	0	0	0	0
Fulford, Braxton c	4	0	2	0	0	1	13	1	2
Kilian, Caleb p	0	0	0	0	0	0	1	0	0
Queen, Connor p	0	0	0	0	0	0	0	0	0
Haveman, Dane p	0	0	0	0	0	0	1	0	0
Beeter, Clayton p	0	0	0	0	0	0	0	0	0
Floyd, Taylor p	0	0	0	0	0	0	0	0	0
Totals	37	5	11	5	4	7	25	7	10

Score by Innings	1	2	3	4	5	6	7	8	9	R	H	E
Texas Tech	0	1	0	0	1	1	1	1	1	5	11	0
Oklahoma State	1	0	0	2	0	0	2	1	6	7	7	1

Note: 1 out, 2 runners LOB when the game ended.

E - Navigato(15). DP - Texas Tech 1; OSU 1. LOB - Texas Tech 10; OSU 6. 2B - Klein, B.(19); Navigato(15). HR - Baker, D.(3); Morrill(2); Simpson, C.(16). HBP - Funk; Cabbiness. SH - Funk(4). SF - Klein, B.(11). SB - Neuse, D.(17); Morrill(12). CS - Cabbiness(4).

Texas Tech	ip	h	r	er	bb	so	ab	bf	np
Kilian, Caleb	6.0	5	3	3	1	8	21	24	99
Queen, Connor	1.0	1	1	1	0	3	4	4	15
Haveman, Dane	0.2	1	1	0	2	3	4	9	
Beeter, Clayton	0.1	0	1	1	1	1	2	10	
Floyd, Taylor	0.1	0	0	0	2	1	3	13	

Win - Leeper (4-3). Loss - Beeter, C. (0-3). Save - None.
WP - Haveman, D.(2); Floyd, T. 3(6). HBP - by Kilian, C. (Cabbiness); by Kilian, C. (Funk). BK - Haveman, D.(1).
Pitches/strikes: Kilian, C. 99/68; Queen, C. 15/11; Haveman, D. 9/8; Beeter, C. 10/5; Floyd, T. 13/2; Scott 102/58; Battenfield 11/7; Basso 17/12; Lienhard 12/5; Leeper 27/19.

Umpires - HP: Ryan Morehead 1B: Barry Chambers 2B: Mark Buchanan 3B: Eddie Newsom
Start: 5:06 PM Time: 3:45 Attendance: 4833
Weather: Clear skies, 92 F
Queen, C. faced 1 batter in the 8th.
Beeter, C. faced 1 batter in the 9th.

Oklahoma State 6 (40-20)

Player	ab	r	h	rb	bb	so	po	a	lob
Morrill, Hueston 2b	3	3	3	2	2	0	2	4	0
Funk, Christian 3b	2	0	0	0	1	0	1	1	1
Simpson, Colin dh	4	1	2	3	0	1	0	0	1
Navigato, Andrew ss	4	0	1	0	0	2	3	3	0
Boone, Trevor cf	4	0	0	0	0	3	3	0	0
Carter, Bryce c	4	0	0	0	2	7	0	2	0
McCusker, Carson lf	3	0	1	0	0	1	1	0	0
Sifrit, Noah lf	0	1	0	0	1	0	1	0	0
Garcia, Alex 1b	3	1	0	0	1	2	7	0	0
Cabbiness, Cade rf	3	0	0	0	2	3	1	0	0
Scott, Parker p	0	0	0	0	0	0	0	0	0
Battenfield, Peyton p	0	0	0	0	0	0	0	0	0
Basso, Brady p	0	0	0	0	0	0	0	0	0
Lienhard, Joe p	0	0	0	0	0	0	0	0	0
Leeper, Ben p	0	0	0	0	0	0	0	0	0
Totals	30	6	7	5	4	14	27	9	6

Score by Innings	1	2	3	4	5	6	7	8	9	R	H	E
Oklahoma State	0	1	0	0	2	0	1	2	0	6	7	1
Texas Tech	0	0	2	1	1	0	0	4	X	8	10	1

Oklahoma State 6 (40-21)

Player	ab	r	h	rb	bb	so	po	a	lob
Morrill, Hueston 2b	5	1	1	0	0	2	2	2	2
Funk, Christian 3b	4	1	2	1	0	1	2	0	0
Simpson, Colin c	4	1	1	2	0	3	4	0	2
Navigato, Andrew ss	2	1	0	0	1	2	0	5	1
Boone, Trevor cf	4	1	1	0	2	2	1	1	0
Carter, Bryce dh	2	0	0	1	1	0	0	0	0
McCusker, Carson lf	4	0	1	0	0	3	4	0	0
Garcia, Alex 1b	3	0	0	0	1	1	8	0	0
Gardner, Dylan pr	0	0	0	0	0	0	0	0	0
Cabbiness, Cade rf	2	1	1	1	2	1	3	0	0
Standlee, Brett p	0	0	0	0	0	0	0	0	0
Gragg, Logan p	0	0	0	0	0	0	0	0	0
Lienhard, Joe p	0	0	0	0	0	0	0	0	0
Battenfield, Peyton p	0	0	0	0	0	0	0	0	0
Leeper, Ben p	0	0	0	0	0	0	0	0	0
Totals	30	6	7	6	6	14	24	10	6

Score by Innings	1	2	3	4	5	6	7	8	9	R	H	E
Oklahoma State	0	1	0	0	2	0	1	2	0	6	7	1
Texas Tech	0	0	2	1	1	0	0	4	X	8	10	1

E - Simpson, C.(4); Fulford, B.(7). DP - OSU 1; Texas Tech 2. LOB - OSU 6; Texas Tech 4. 2B - Morrill(17); Funk(11); Neuse, D.(12); O'Tremba, T.(7); Fulford, B.(8). HR - Simpson, C.(17); Boone(21); Cabbiness(8); Jung, J. 2(14); Wilson, K.(4); Fulford, B.(4). HBP - Navigato. SF - Simpson, C.(8); Carter(1). SB - Funk(1); Navigato(7); Marusak, M.(9); Masters, C.(5).

Oklahoma State	ip	h	r	er	bb	so	ab	bf	np
Standlee, Brett	3.0	4	3	3	2	1	12	14	52
Gragg, Logan	3.0	3	1	1	0	1	11	11	43
Lienhard, Joe	1.0	1	0	0	0	4	4	12	
Battenfield, Peyton	0.0	1	1	0	0	1	1	5	
Leeper, Ben	1.0	1	3	3	2	2	4	6	29

Win - McMillon, J. (3-3). Loss - Leeper (4-4). Save - Haveman, D. (3).
WP - McMillon, J.(3). HBP - by Bonnin, B. (Navigato). Pitches/strikes: Standlee 52/28; Gragg 43/28; Lienhard 12/7; Battenfield 5/3; Leeper 29/17; Bonnin, B. 84/52; McMillon, J. 58/36; Haveman, D. 25/14.

Umpires - HP: Barry Chambers 1B: Mark Buchanan 2B: Eddie Newsom 3B: Ryan Morehead
Start: 5:06 PM Time: 3:29 Attendance: 4782
Weather: Cloudy, 63 windy 25mph
Standlee faced 3 batters in the 4th.
Battenfield P faced 1 batter in the 8th.
McMillon, J. faced 1 batter in the 9th.



2019 Texas Tech Baseball Michigan vs Texas Tech

Jun 15, 2019 at Omaha, Neb. (TD Ameritrade Park)



Michigan 5 (47-20)

Player	ab	r	h	rb	bb	so	po	a	lob
Nwogu dh	5	1	2	0	0	1	0	0	0
Franklin cf	3	2	0	0	2	0	3	0	2
Brewer rf	4	1	1	0	0	3	0	0	0
Kerr 1b	3	1	1	2	1	0	10	0	0
Nelson 3b	4	0	2	1	0	1	1	0	0
Bullock lf	4	0	0	0	3	1	0	2	0
Blomgren ss	4	0	1	0	1	2	3	2	0
Donovan c	3	0	0	0	1	6	1	1	0
Thomas 2b	3	0	1	0	1	1	1	0	0
Kauffmann p	0	0	0	0	0	0	1	0	0
Criswell p	0	0	0	0	0	0	1	0	0
Totals	33	5	8	4	4	6	27	8	7

Score by Innings	1	2	3	4	5	6	7	8	9	R	H	E
Michigan	1	0	3	0	0	0	1	0	0	5	8	0
Texas Tech	0	0	2	0	0	1	0	0	0	3	9	1

E - Jung, J.(7). DP - Texas Tech 2. LOB - Michigan 7; Texas Tech 8. 2B - Warren, C.(17); Fulford, B.(9). 3B - Kerr(1). HR - Klein, B.(2). HBP - Donovan. SF - Brewer(8). SB - Blomgren(6).

Michigan	ip	h	r	er	bb	so	ab	bf	np
Kauffmann	7.0	8	3	3	0	3	29	29	101
Criswell	2.0	1	0	0	2	4	7	9	37

Win - Kauffmann (11-6). Loss - Dallas, M. (7-1). Save - Criswell (2).
WP - Kauffmann(9); Dallas, M.(12); McMillon, J.(4). HBP - by Queen, C. (Donovan). PB - Fulford, B.(13).
Pitches/strikes: Kauffmann 101/67; Criswell 37/23; Dallas, M. 61/40; Queen, C. 41/23; McMillon, J. 26/14; Haveman, D. 12/10; Floyd, T. 8/6.

Umpires - HP: Perry Costello 1B: Billy Haze 2B: Scott Cline 3B: Greg Charles
Start: 1:09 pm Time: 3:25 Attendance: 24148
Weather: 81 - Cloudy - W: WNW 12 MPH

Texas Tech 3 (44-19)

Player	ab	r	h	rb	bb	so	po	a	lob
Neuse, Dylan cf	4	1	1	0	1	0	3	0	0
Klein, Brian 2b	5	1	2	2	0	1	0	3	4
Jung, Josh ss	4	1	1	0	0	1	2	2	0
Warren, Cameron 1b	3	0	1	0	1	0	8	1	1
Masters, Cody dh	4	0	0	0	0	0	0	0	0
Baker, Dru 3b/rf	4	0	1	1	0	1	0	0	1
Wilson, Kurt lf	4	0	0	0	0	2	3	0	1
O'Tremba, Tanner rf	2	0	0	0	2	5	0	1	0
Murrell, Easton ph/3b	2	0	1	0	0	0	0	0	0
Fulford, Braxton c	4	0	2	0	0	6	1	0	0
Dallas, Micah p	0	0	0	0	0	0	0	0	0
Queen, Connor p	0	0	0	0	0	0	0	0	0
McMillon, John p	0	0	0	0	0	0	0	0	0
Haveman, Dane p	0	0	0	0	0	0	0	0	0
Floyd, Taylor p	0	0	0	0	0	0	0	0	0
Totals	36	3	9	3	2	7	27	7	8

Score by Innings	1	2	3	4	5	6	7	8	9	R	H	E
Michigan	1	0	3	0	0	0	1	0	0	5	8	0
Texas Tech	0	0	2	0	0	1	0	0	0	3	9	1

Texas Tech	ip	h	r	er	bb	so	ab	bf	np
Dallas, Micah	3.0	6	4	3	1	2	13	15	61
Queen, Connor	2.0	1	0	0	2	3	7	10	41
McMillon, John	1.2	0	1	0	1	0	6	7	26
Haveman, Dane	1.1	0	0	0	1	4	4	12	
Floyd, Taylor	1.0	1	0	0	0	3	3	8	



2019 Texas Tech Baseball Arkansas vs Texas Tech

Jun 17, 2019 at Omaha, Neb. (TD Ameritrade Park)



Arkansas 4 (46-20)

Player	ab	r	h	rb	bb	so	po	a	lob
Ezell 1b	5	0	1	0	0	1	7	0	0
Murrill ss	5	1	2	1	0	3	2	1	1
Goodheart dh	5	0	1	1	0	1	0	3	0
Fletcher cf	2	1	0	0	2	0	2	0	0
Kjerstad rf	4	1	2	1	0	2	3	2	0
Kenley 2b	3	0	0	1	0	2	2	0	0
Opitz c	4	0	0	0	2	7	2	2	0
Nesbit 3b	3	0	0	0	0	1	0		



NCAA TOURNAMENT HISTORY



2019 Texas Tech Baseball Texas Tech vs Florida State

Jun 19, 2019 at Omaha, Neb. (TD Ameritrade Park)



Texas Tech 4 (46-19)

Florida State 1 (42-23)

Player	ab	r	h	rbi	bb	so	po	a	lob	Player	ab	r	h	rbi	bb	so	po	a	lob
Holt, Gabe rf	5	0	1	0	0	0	0	0	1	Salvatore ss	3	0	1	0	2	1	1	4	0
Neuse, Dylan cf	5	2	2	0	0	0	5	0	1	Albert rf/cf	5	0	0	0	4	3	0	1	0
Klein, Brian 2b	5	2	1	1	0	3	1	2	0	Mendoza 3b	3	0	1	0	1	0	2	2	1
Jung, Josh ss	3	0	2	1	1	1	2	2	0	Martin dh/rf	3	1	0	0	1	1	1	0	3
Warren, Cameron 1b	4	0	2	1	0	1	4	1	0	Nelson c	2	0	0	0	1	1	9	0	0
Masters, Cody dh	2	0	0	0	1	0	0	0	0	Smith 1b	2	0	1	0	1	0	8	1	0
Stilwell, Cole ph	1	0	0	0	1	0	0	0	0	Flowers cf/p	2	0	0	0	1	1	0	0	0
Wilson, Kurt if	3	0	0	1	1	0	0	0	3	Velez p	0	0	0	0	0	0	0	0	0
Murrell, Easton 3b	2	0	1	0	1	1	0	2	0	Sanchez ph	1	0	0	0	1	0	0	1	0
Marusak, Max pr	0	0	0	0	0	0	0	0	0	Scolaro p	0	0	0	0	0	0	0	0	0
Kelly, Parker 3b	1	0	0	0	1	0	0	0	0	De Sedas 2b	3	0	0	0	1	3	1	1	2
Fulford, Braxton c	4	0	0	0	2	14	1	3	3	Becker if	4	0	0	0	3	1	0	2	0
Bonnin, Bryce p	0	0	0	0	0	1	0	0	0	Grady p	0	0	0	0	0	1	1	0	0
Floyd, Taylor p	0	0	0	0	0	0	0	0	0	Haney p	0	0	0	0	0	0	0	0	0
Totals	35	4	9	4	4	10	27	8	8	Totals	28	1	3	0	8	15	27	9	10

Score by Innings	1	2	3	4	5	6	7	8	9	R	H	E
Texas Tech	0	0	0	1	0	1	0	2	0	4	9	1
Florida State	0	0	0	1	0	0	0	0	0	1	3	0

E - Fulford, B.(8). DP - Texas Tech 1; Florida St. 2. LOB - Texas Tech 8; Florida St. 10. 2B - Jung, J.(23). HR - Klein, B.(3). HBP - Nelson. SH - Smith(1). SB - Neuse, D.(18); Marusak, M.(10); Salvatore(6).

Texas Tech	ip	h	r	er	bb	so	ab	bf	np	Florida State	ip	h	r	er	bb	so	ab	bf	np
Bonnin, Bryce	5.0	2	1	0	4	7	16	22	97	Grady	5.0	6	2	2	2	4	19	21	81
Floyd, Taylor	4.0	1	0	0	4	8	12	16	75	Haney	2.0	0	0	0	1	2	6	7	35
										Flowers	0.0	3	2	1	0	1	4	4	16
										Velez	1.0	0	0	0	1	3	3	4	19
										Scolaro	1.0	0	0	0	0	0	3	3	10

Win - Bonnin, B. (7-1). Loss - Grady (9-6). Save - Floyd, T. (5). WP - Bonnin, B.(5). HBP - by Bonnin, B. (Nelson). PB - Fulford, B.(14); Nelson(11). Pitches/strikes: Bonnin, B. 97/54; Floyd, T. 75/45; Grady 81/53; Haney 35/21; Flowers 16/11; Velez 19/10; Scolaro 10/7.

Umpires - HP: Perry Costello 1B: Greg Charles 2B: Scott Cline 3B: Billy Haze
Start: 6:50 pm Time: 3:22 Attendance: 24104
Weather: 78 - Partly cloudy - W: NNW 7
Game notes:
Texas Tech advances to play Michigan on Friday at 1 p.m.
Florida State eliminated.
Grady faced 1 batter in the 6th.
Flowers faced 4 batters in the 8th.



2019 Texas Tech Baseball Texas Tech vs Michigan

Jun 21, 2019 at Omaha, Neb. (TD Ameritrade Park)



Texas Tech 3 (46-20)

Michigan 15 (49-20)

Player	ab	r	h	rbi	bb	so	po	a	lob	Player	ab	r	h	rbi	bb	so	po	a	lob
Murrell, Easton dh	3	0	1	1	2	1	0	0	0	Nwogu dh	4	1	1	3	2	1	0	0	0
Neuse, Dylan cf	5	0	0	0	0	1	1	0	0	Franklin cf	5	1	3	4	1	1	0	0	3
Klein, Brian 2b	4	0	0	0	0	1	4	0	3	Brewer rf	5	0	0	1	0	1	0	0	3
Jung, Josh ss	3	0	1	0	0	1	1	2	1	Kerr 1b	6	4	4	3	0	2	9	0	0
Warren, Cameron 1b	3	1	1	0	1	1	5	0	0	Nelson 3b	4	2	2	1	0	1	1	1	3
Masters, Cody rf	3	0	1	0	0	0	1	0	0	Bertram ph/3b	0	0	0	0	0	0	0	0	0
Wilson, Kurt if	3	1	1	0	1	1	1	0	0	Bullock if	2	1	1	0	3	0	1	0	1
Baker, Dru 3b	4	1	1	1	0	1	0	2	4	Lewis ph/lf	1	0	0	0	1	0	0	0	0
Fulford, Braxton c	2	0	1	1	0	0	11	0	0	Blomgren ss	5	2	2	0	1	0	3	5	0
Facendo, Doug ph	1	0	0	0	1	0	0	0	0	Donovan c	3	2	0	0	2	3	5	0	0
Dallas, Micah p	0	0	0	0	0	0	0	0	0	Clementi ph	1	0	0	0	0	0	0	0	2
McMillon, John p	0	0	0	0	0	0	0	0	0	Salter c	0	0	0	0	0	0	3	0	0
Dobbins, Hunter p	0	0	0	0	0	0	0	0	0	Thomas 2b	2	2	1	2	3	1	5	6	2
Sublette, Ryan p	0	0	0	0	0	0	0	0	0	Kauffmann p	0	0	0	0	0	0	0	2	0
Haveman, Dane p	0	0	0	0	0	0	0	0	0	Criswell p	0	0	0	0	0	0	0	0	0
Freeman, Caleb p	0	0	0	0	0	0	0	0	0	Totals	38	15	14	14	12	11	27	14	14
Beeter, Clayton p	0	0	0	0	0	0	0	0	0	Totals	31	3	7	3	4	8	24	4	8

Score by Innings	1	2	3	4	5	6	7	8	9	R	H	E
Texas Tech	0	3	0	0	0	0	0	0	0	3	7	2
Michigan	2	2	2	1	0	5	2	1	X	15	14	0

E - Neuse, D.(2); Baker, D.(8). DP - Michigan 2. LOB - Texas Tech 8; Michigan 14. 2B - Nwogu(14); Franklin(14); Kerr(15). HR - Kerr 2(14). HBP - Jung, J.; Brewer; Nelson; Bertram. SH - Masters, C.(5); Fulford, B.(10). SB - Blomgren(7).

Texas Tech	ip	h	r	er	bb	so	ab	bf	np	Michigan	ip	h	r	er	bb	so	ab	bf	np
Dallas, Micah	1.0	5	4	4	1	0	8	9	26	Kauffmann	6.0	6	3	3	4	2	22	29	100
McMillon, John	2.0	2	2	2	4	5	7	12	57	Criswell	3.0	1	0	0	0	6	9	9	36
Dobbins, Hunter	2.1	2	3	3	2	3	10	12	50										
Sublette, Ryan	0.1	1	3	3	2	0	2	4	23										
Haveman, Dane	0.2	3	2	2	0	0	5	6	13										
Freeman, Caleb	0.2	0	0	0	2	2	2	4	20										
Beeter, Clayton	1.0	1	1	1	1	1	4	6	23										

Win - Kauffmann (12-6). Loss - Dallas, M. (7-2). Save - Criswell (3). WP - Dobbins, H.(6); Sublette, R.(3); Beeter, C.(8). HBP - by McMillon, J. (Brewer); by Kauffmann (Jung, J.); by Haveman, D. (Nelson); by Beeter, C. (Bertram). Pitches/strikes: Dallas, M. 26/15; McMillon, J. 57/35; Dobbins, H. 50/29; Sublette, R. 23/10; Haveman, D. 13/9; Freeman, C. 20/9; Beeter, C. 23/15; Kauffmann 100/60; Criswell 36/25.

Umpires - HP: David Savage 1B: Scott Cline 2B: Grady Smith 3B: Perry Costello
Start: 1:07 pm Time: 4:02 Attendance: 20944
Weather: 71, cloudy, wind SE 8 mph
Game notes:
Texas Tech eliminated.
Michigan advances to CWS Finals.
Dallas, M. faced 3 batters in the 2nd.

BIG 12 TOURNAMENT RESULTS



YEAR	OPPONENT	W/L	SCORE	SITE
1997	Missouri	W	12-2	Oklahoma City, Okla.
	#14 Oklahoma	L	3-5	
	#18 Texas A&M	W	9-6	
	#12 Oklahoma State	W	7-6	
1998	#14 Oklahoma	L	* 17-19	Oklahoma City, Okla.
	#18 Oklahoma	W	5-1	
	#16 Baylor	W	11-4	
	#11 Texas A&M	L	7-11	
	#18 Oklahoma	W	4-3	
1999	#11 Texas A&M	W	* 14-7	Oklahoma City, Okla.
	Texas	L	3-7	
2000	Missouri	L	7-8 (12)	Oklahoma City, Okla.
	#12 Texas	L	4-8	
	Texas A&M	W	8-6	
2001	#12 Texas	W	4-3	Oklahoma City, Okla.
	#4 Baylor	L	1-10	
	Oklahoma	W	17-5	
2002	Texas A&M	L	6-8	Arlington, Texas
	Oklahoma	L	3-4	
	Kansas State	W	5-4 (12)	
2004	#13 Nebraska	L	8-12	Arlington, Texas
	Kansas State	L	6-7	
	Baylor	L	3-8	
2005	#17 Oklahoma	L	1-3	Oklahoma City, Okla.
	#5 Nebraska	W	5-3	
2006	#17 Missouri	L	1-10	Oklahoma City, Okla.
	#5 Nebraska	L	1-2	
	#6 Texas	L	0-4	
2009	#11 Nebraska	L	4-6	Oklahoma City, Okla.
	Baylor	L	3-5	
	#8 Oklahoma	L	2-5	
2010	#15 Missouri	W	4-2	Oklahoma City, Okla.
	#19 Texas A&M	L	4-11	
	Texas A&M	L	2-9	
2011	#1 Texas	W	4-2	Oklahoma City, Okla.
	Missouri	L	3-7	
	#13 Texas A&M	L	5-10	
2013	#12 Oklahoma	L	1-3	Oklahoma City, Okla.
	#15 Kansas State	L	3-4	
	#24 Oklahoma	L	0-8	
2014	Baylor	W	8-2	Oklahoma City, Okla.
	#19 Texas	L	3-8	
2015	Oklahoma	L	8-9	Tulsa, Okla.
	Texas	L	1-2	
2016	#2 TCU	W	8-1	Oklahoma City, Okla.
	Baylor	L	4-5	
	Kansas State	W	8-5	
2017	West Virginia	L	4-9	Oklahoma City, Okla.
	Oklahoma	L	4-17 (7)	
	Oklahoma State	L	0-3	
2018	Baylor	W	4-1	Oklahoma City, Okla.
	West Virginia	L	7-12 (10)	
	TCU	L	2-12	
2019	Oklahoma State	W	6-2	Oklahoma City, Okla.
	West Virginia	L	4-12	
	Kansas State	W	7-4	
	West Virginia	L	1-5	
	Kansas	W	7-5	
	West Virginia	W	10-3	
	West Virginia	L	0-2	

* - Big 12 Tournament Championship Game



TEXAS TECH RECORDS		
By Site	W	L
Arlington, Texas	1	4
Oklahoma City, Okla.	20	32
Tulsa, Okla.	1	2
TOTAL	22	38
By Opponents	W	L
Baylor	3	4
Kansas	1	0
Kansas State	3	2
Missouri	2	3
Oklahoma	3	9
Oklahoma State	2	1
Nebraska	1	3
TCU	1	1
Texas	2	5
Texas A&M	3	5
West Virginia	1	5
TOTAL	19	36
By Coaches	W	L
Larry Hays (1997-2006)	12	18
Dan Spencer (2009-2011)	2	6
Tim Tadlock (2013)	8	14
TOTAL	22	38

BIG 12 CHAMPIONSHIP TITLES

YEAR	SITE
1998 _____	Oklahoma City, Okla.

BIG 12 ALL-TOURNAMENT TEAM SELECTIONS

YEAR	PLAYER
1997 _____	Joe Dillon (1B)
	Brandon Toro (OF)
	Jason Landreth (DH)
	Jason Gooding (P)
1998 _____	MVP - Josh Bard (C)
	Keith Ginter (2B)
	Jason Landreth (OF)
	Brennan Burns (DH)
	Shane Wright (P)
1999 _____	Josh Bard (C)
2000 _____	Marco Cunningham (OF)
2002 _____	Jake Brown (3B)
2006 _____	Patrick Smart (1B)
2010 _____	Barrett Barnes (1B)
	Chad Bettis (P)
2016 _____	Tyler Neslony (OF)
2018 _____	Cameron Warren (1B)
2019 _____	Dane Haveman (LHP)
_____	Cameron Warren (1B)

Note: Due to the COVID-19 Pandemic, the 2020 Big 12 Tournament was canceled.



BIG 12 TOURNAMENT RECORDS

TEAM HITTING - TOURNAMENT

Average _____ .390 (1997)
 At bats _____ 183 (1997)
 Runs _____ 48 (1997)
 Hits _____ 69 (1997)
 Doubles _____ 17 (1997)
 Triples _____ 3 (2019)
 Home Runs _____ 7 (1997)
 Extra-base Hits _____ 26 (1997)
 On-base Pct. _____ .442 (1997)
 Slugging Pct. _____ .607 (1997)
 RBI _____ 44 (1997)
 Strikeouts _____ 42 (2019)
 Walks _____ 18, 3x, (2016)*
 Hit-By-Pitch _____ 10 (2019)
 Stolen Bases _____ 8, twice (1998)*
 Most Left on Base _____ 35 (2019)
 Least Left on Base _____ 11 (1999)

TEAM HITTING - GAME

Average _____ .452 (19-42), vs. #14 Oklahoma (5/18/97)
 At bats _____ 47, vs. Missouri (5/20/99)
 Runs _____ 17, 2x, vs. Oklahoma (5/16/01)*
 Hits _____ 19, vs. #14 Oklahoma (5/18/97)
 Doubles _____ 6, vs. #14 Oklahoma (5/18/97)
 Triples _____ 1 several times, vs. Oklahoma (5/27/16)*
 Home Runs _____ 3, 3x, vs. Kansas (5/24/19)*
 Extra-base Hits _____ 9, 2x, vs. Oklahoma (5/16/01)*
 Total Bases _____ 35, vs. Oklahoma (5/16/01)
 RBI _____ 17, vs. Oklahoma (5/16/01)
 Strikeouts _____ 12, vs. #4 West Virginia (5/25/19)*
 Walks _____ 10, vs. #4 West Virginia (5/25/19)
 Hit-By-Pitch _____ 4, vs. #4 West Virginia (5/23/19)
 Stolen Bases _____ 4, vs. #16 Baylor (5/15/98)
 Most Left on Base _____ 12, 2x, vs. Kansas State (5/25/16)*

INDIVIDUAL HITTING - TOURNAMENT

Games _____ 5, 25x (players in 1998, 2019)*
 Average _____ .556 (5-for-9), Nick Popescu (2011)
 At bats _____ 24, Josh Bard (1997)
 Runs _____ 9, Brandon Torro (1997)
 Hits _____ 12, Brandon Torro (1997)
 Doubles _____ 4, Brandon Torro (1997)
 Triples _____ 1, several times, Dru Baker (2019)*
 Home Runs _____ 4, Joe Dillon (1997)
 RBI _____ 12, Jason Landreth (1997)
 Extra-base Hits _____ 5, 3x, Josh Bard (1998)*
 Strikeouts _____ 6, 5x, Dylan Neuse (2019)*
 Walks _____ 8, Keith Ginter (1998)
 Hit by Pitch _____ 3, Eric Gutierrez (2013)*
 Stolen Bases _____ 4, Brandon Torro (1997)

INDIVIDUAL HITTING - GAME

At bats _____ 6, 7x, Jon Slack, vs. #13 Nebraska (5/23/02)*
 Runs _____ 4, 2x, Jason Rainey, vs. Oklahoma (5/16/01)*
 Hits _____ 4, 6x, Tyler Neslony, vs. Oklahoma (5/22/14)*
 Doubles _____ 2, 6x, Tyler Neslony (5/22/15)*
 Triples _____ 1, several times, Dru Baker vs. #4 West Virginia (5/25/19)*
 Home Runs _____ 2, 2x, Barrett Barnes, vs. #1 Texas (5/27/10)*
 Extra-base Hits _____ 3, Jason Landreth, vs. #14 Oklahoma (5/18/97)
 Total Bases _____ 8, 3x, Barrett Barnes, vs. #1 Texas (5/27/10)*
 RBI _____ 5, 2x, Tim Proudfoot, vs. Baylor (5/25/13)*
 Strikeouts _____ 3, 12x, Cory Raley, vs. West Virginia (5/26/16)*
 Walks _____ 2, 17x, Eric Gutierrez, vs. Oklahoma (5/27/16)*
 Hit by Pitch _____ 2, 3x, Eric Gutierrez, vs. Kansas State (5/23/13)*
 Stolen Bases _____ 2, 4x, Gabe Holt, vs. #4 West Virginia (5/25/19)*

TEAM PITCHING - TOURNAMENT

Lowest ERA _____ 3.60 (2019)
 Highest ERA _____ 9.39 (2016)
 Innings Pitched _____ 45.0 (2019)
 Runs _____ 38 (1997)
 Fewest Runs _____ 8 (2015)
 Earned Runs _____ 32 (1997)
 Fewest Earned Runs _____ 6 (2015)
 Hits _____ 63 (1998)
 Fewest Hits _____ 22 (2015)
 Strikeouts _____ 44 (1997)
 Fewest Strikeouts _____ 11, 2x (2014)*
 Walks _____ 20 (2019)*
 Fewest Walks _____ 5 (2011)
 Complete Games _____ 1, 4x (2013)*
 Shutouts _____ N/A

TEAM PITCHING - GAME

Innings Pitched _____ 12.0, vs. Kansas State (5/22/02)
 Hits _____ 21, vs. #14 Oklahoma (5/18/97)
 Fewest Hits _____ 6, 4x, vs. #4 West Virginia (5/25/19)*
 Runs _____ 19, vs. #14 Oklahoma (5/18/97)
 Fewest Runs _____ 1, 2x, vs. #2 TCU (5/21/15)*
 Earned Runs _____ 13, vs. #14 Oklahoma (5/18/97)
 Fewest Earned Runs _____ 0, 2x, vs. #2 TCU (5/21/15)
 Walks _____ 9, vs. #19 Texas A&M (5/23/09)
 Fewest Walks _____ 0, vs. #14 Oklahoma (5/16/97)
 Strikeouts _____ 14, vs. #16 Baylor (5/15/98)
 Fewest Strikeouts _____ 1, 2x, vs. Oklahoma (5/27/16)*
 Home Runs Allowed _____ 2, 7x, vs. Missouri (5/29/10)*
 Most Hit Batters _____ 4, vs. #14 Oklahoma (5/16/97)

INDIVIDUAL PITCHING - TOURNEY

Games _____ 4, Zach Stewart (1997)
 Wins _____ 1, by several, Ryan Sublette (2019)*
 Losses _____ 1, by several, Hunter Dobbins (2019)*
 Saves _____ 2, 3x, Dane Haveman (2019)*
 Complete Games _____ 1, 4x, Trey Masek (2013)*
 Shutouts _____ N/A
 ERA _____ 0.00 by several pitchers, Dane Haveman (2019)*
 Innings Pitched _____ 9.0, 3x, Brandon Roberson (2001)*
 Hits _____ 14, Joe Smith (1998)
 Runs _____ 11, Joe Smith (1998)
 Earned Runs _____ 7, 2x, Chris Phillips (2001)*
 Strikeouts _____ 10, Chad Bettis (2010)
 Walks _____ 6, Shane Wright (1999)

INDIVIDUAL PITCHING - GAME

Low-hit CG _____ 6, Trey Masek, vs. #18 Oklahoma (5/14/98)
 Innings _____ 9.0, 4x, Brandon Roberson, vs. Oklahoma (6/16/01)*
 Hits _____ 14, Joe Smith, vs. #11 Texas A&M (5/16/98)
 _____ 14, Kevin Tracey, vs. Texas A&M (5/18/00)
 Runs _____ 11, Joe Smith, vs. #11 Texas A&M (5/16/98)
 Earned Runs _____ 7, Jeff Peck, vs. #14 Oklahoma (5/18/97)
 Strikeouts _____ 10, Chad Bettis, vs. #1 Texas (5/27/10)
 Walks _____ 6, Shane Wright, vs. Texas (5/19/99)

RELIEF PITCHING - GAME

IP _____ 6.1, Brandon Roberson, vs. Missouri (5/20/99)
 Hits _____ 7, Brandon Roberson, vs. Missouri (5/20/99)
 Runs _____ 5, 3x, Hayden Howard, vs. Oklahoma (5/27/16)*
 Earned Runs _____ 5, 2x, Hayden Howard, vs. Oklahoma (5/27/16)*
 Strikeouts _____ 5, 5x, John McMillon, vs. Kansas State (5/22/19)*
 Walks _____ 3, Bobby Doran, vs. Missouri (5/29/10)

MISCELLANEOUS

Games _____ 5, 2x (1998)*
 Longest Game, Time _____ 4:12, vs. Kansas State (5/22/02)
 Longest Game, Innings _____ 12, 2x, vs. Kansas State (5/22/02)*
 Shortest Game, Time _____ 2:05, vs. #5 Nebraska (5/27/05)
 Highest Attendance _____ 10,400, vs. #18 Oklahoma (5/14/98)
 Lowest Attendance _____ 1,900, vs. #18 Texas A&M (5/16/97)
 Largest Margin of Victory _____ 12 runs, vs. Oklahoma (5/16/01)
 Largest Margin of Defeat _____ 13 runs, vs. Oklahoma (5/27/16)
 Biggest Deficit Overcame _____ 4, vs. Kansas State (5/25/16)
 Biggest Lead to Squander _____ 6, 2x, vs. Oklahoma (5/22/14)*
 Most Runs in Inning _____ 8 (2nd Inn.), vs. #11 Texas A&M (5/17/98)

* - Most recent occasion



2021 RECORD BOOK

2020 SEASON REVIEW





2020 SEASON REVIEW

2020 SEASON RESULTS

Date	Opponent	Score	Inns	Overall	Big 12	Pitcher of record	Attend	Time
Feb 14, 2020	HOUSTON BAPTIST	w 5-1	9	1-0-0	0-0-0	Beeter, C. (W 1-0)	3511	2:22
Feb 15, 2020	HOUSTON BAPTIST	w 24-3	7	2-0-0	0-0-0	Becker, A. (W 1-0)	4299	2:21
Feb 15, 2020	NORTHERN COLORADO	w 22-4	9	3-0-0	0-0-0	Bonnin, B. (W 1-0)	4229	3:37
Feb 16, 2020	NORTHERN COLORADO	w 14-3	7	4-0-0	0-0-0	Montgomery (W 1-0)	3928	2:35
Feb 21, 2020	vs Tennessee	L 2-6	9	4-1-0	0-0-0	Beeter, C. (L 1-1)	4552	3:22
Feb 22, 2020	vs Stanford	w 7-2	9	5-1-0	0-0-0	Bonnin, B. (W 2-0)	8064	3:05
Feb 23, 2020	vs Houston	w 3-2	(10)	6-1-0	0-0-0	Devine, A. (W 1-0)	5123	3:52
Feb 25, 2020	SOUTHERN	w 13-2	9	7-1-0	0-0-0	Montgomery (W 2-0)	3021	2:27
Feb 26, 2020	SOUTHERN	w 10-3	9	8-1-0	0-0-0	Dobbins, H. (W 1-0)	3009	3:00
Feb 28, 2020	vs FAU	w 7-1	9	9-1-0	0-0-0	Brustoski (W 1-0)	4249	2:39
Feb 29, 2020	at #14 Florida State	w 6-5	(11)	10-1-0	0-0-0	McMillon, J. (W 1-0)	5443	4:18
Mar 01, 2020	at #14 Florida State	w 4-3	9	11-1-0	0-0-0	Sublette, R. (W 1-0)	4279	2:54
Mar 03, 2020	UNLV	w 11-2	9	12-1-0	0-0-0	Montgomery (W 3-0)	3087	2:58
Mar 04, 2020	UNLV	w 11-3	9	13-1-0	0-0-0	Dobbins, H. (W 2-0)	3032	2:54
Mar 06, 2020	RICE	w 7-1	9	14-1-0	0-0-0	Beeter, C. (W 2-1)	4432	2:27
Mar 07, 2020	RICE	w 19-12	9	15-1-0	0-0-0	Sublette, R. (W 2-0)	4432	3:49
Mar 08, 2020	RICE	w 7-6	(11)	16-1-0	0-0-0	Dallas, M. (W 1-0)	3587	4:19
Mar 10, 2020	vs #13 Mississippi State	L 3-6	9	16-2-0	0-0-0	Montgomery (L 3-1)	5752	3:09
Mar 11, 2020	vs #13 Mississippi State	L 2-3	9	16-3-0	0-0-0	Brustoski (L 1-1)	6029	3:01

* = Conference game

() extra inning game



2020 BIG 12 STANDINGS

TEAM	BIG 12	OVERALL
Texas Tech	0-0	16-3
Texas	0-0	14-3
Oklahoma	0-0	14-4
TCU	0-0	11-4
Oklahoma State	0-0	13-5
West Virginia	0-0	11-5
Baylor	0-0	10-6
Kansas State	0-0	10-7
Kansas	0-0	7-10

2020 AWARDS & HONORS

BIG 12 PLAYER OF THE WEEK

Nate Rombach	February 17, 2020
Brian Klein	March 2, 2020

BIG 12 PITCHER OF THE WEEK

Caleb Kilian	March 18, 2019
--------------	----------------

BIG 12 NEWCOMER OF THE WEEK

Jace Jung	February 17, 2020
Cal Conley	March 9, 2020

NATIONAL PLAYER OF THE WEEK

Nate Rombach (NCBWA)	February 17, 2020
Nate Rombach (D1Baseball)	February 17, 2020

USA BASEBALL GOLDEN SPIKES AWARD WATCH LIST

Brian Klein	Feb. 13, 2020
-------------	---------------

BUSTER POSEY NATIONAL CATCHER OF THE YEAR WATCH LIST

Braxton Fulford	Mar. 9, 2020
-----------------	--------------

STOPPER OF THE YEAR WATCH LIST

Clayton Beeter	Feb. 10, 2020
----------------	---------------

BRAGAN COLLEGIATE SLUGGER WATCH LIST

Brian Klein	February 19, 2020
-------------	-------------------

PRESEASON ALL-AMERICA HONORS

Brian Klein - NCBWA Third Team
Brian Klein - CB Newspaper Second Team
Brian Klein - D1Baseball Third Team

ALL-BIG 12 PRESEASON TEAM

Dylan Neuse (CF) - Unanimous Selection
Brian Klein (2B)
Braxton Fulford (C)
John McMillon (RHP)
Micah Dallas (RHP)
Clayton Beeter (RHP)

2020 NATIONAL POLLS

COLLEGIATE BASEBALL (March 16)	NCBWA (March 16)
1. Florida	1. Florida
2. UCLA	2. UCLA
3. Ole Miss	3. Miami
4. Louisville	4. Ole Miss
5. Vanderbilt	5. TEXAS TECH
6. Mississippi State	6. Louisville
7. TEXAS TECH	7. Georgia
8. Arizona State	8. Vanderbilt
9. Miami	9. Arizona State
10. Georgia	10. Oklahoma
11. NC State	11. NC State
12. UCF	12. Mississippi State
13. Florida State	13. Florida State
14. Arkansas	14. UCF
15. Texas	15. Arkansas
16. Texas A&M	16. Duke
17. LSU	17. Texas A&M
18. Alabama	18. East Carolina
19. Auburn	19. LSU
20. Pepperdine	20. Clemson
21. Tennessee	21. Auburn
22. Duke	22. Alabama
23. Virginia	23. Tennessee
24. Notre Dame	24. Dallas Baptist
25. Clemson	25. Long Beach State
26. UC Santa Barbara	26. Tulane
27. Long Beach State	27. Oklahoma State
28. Oklahoma	28. TCU
29. Tulane	29. Texas
30. Wichita State	30. Pepperdine
Bold - 2020 opponents	Bold - 2020 opponents
BASEBALL AMERICA (March 9)	D1 BASEBALL (March 9)
1. Florida	1. Florida
2. TEXAS TECH	2. Louisville
3. Georgia	3. Georgia
4. UCLA	4. TEXAS TECH
5. Miami	5. UCLA
6. Louisville	6. Vanderbilt
7. Arizona State	7. Miami
8. Mississippi	8. Ole Miss
9. Oklahoma	9. Arizona State
10. Duke	10. Duke
11. Vanderbilt	11. NC State
12. Long Beach State	12. UCF
13. Mississippi State	13. Oklahoma
14. Arkansas	14. Arkansas
15. Central Florida	15. Florida State
16. Pepperdine	16. Long Beach State
17. Virginia	17. Mississippi State
18. NC State	18. Auburn
19. Florida State	19. LSU
20. LSU	20. Tulane
21. Dallas Baptist	21. Pepperdine
22. Clemson	22. Dallas Baptist
23. Tennessee	23. UC Santa Barbara
24. East Carolina	24. Clemson
25. Michigan	25. Virginia
Bold - 2020 opponents	Bold - 2020 opponents

2020 RECORD BREAKDOWN

	ALL	BIG 12
All Opponents	16-3	0-0
At Rip Griffin Park	11-0	0-0
On the road	2-0	0-0
At neutral sites	3-3	0-0
Big 12 Opponents	0-0	0-0
Non-Conference	15-3	0-0
Day Games	13-0	0-0
Night Games	3-3	0-0
Top 25 Teams	3-2	0-0
Top-10 Teams	2-2	0-0
Top-5 Teams	0-0	0-0
February	10-1	0-0
March	6-2	0-0
April	0-0	0-0
May	0-0	0-0
June	0-0	0-0
Monday	0-0	0-0
Tuesday	2-1	0-0
Wednesday	2-1	0-0
Thursday	0-0	0-0
Friday	3-1	0-0
Saturday	5-0	0-0
Sunday	4-0	0-0
vs Left-handed Starter	6-1	0-0
vs Right-handed Starter	10-2	0-0
1-Run games	4-1	0-0
2-Run games	0-0	0-0
5+Run games	12-0	0-0
Extra innings	3-0	0-0
Shutouts	0-0	0-0
Scoring 0-2 runs	0-2	0-0
Scoring 3-5 runs	3-1	0-0
Scoring 6-9 runs	5-0	0-0
Scoring 10+ runs	8-0	0-0
Opponent 0-2 runs	7-0	0-0
Opponent 3-5 runs	7-1	0-0
Opponent 6-9 runs	1-2	0-0
Opponent 10+ runs	1-0	0-0
Scored in 1st inning	10-0	0-0
Opp. scored in 1st inning	6-1	0-0
Scores first	10-1	0-0
Opponent scores first	6-2	0-0
Leading after the 6th	11-0	0-0
Trailing after the 6th	3-2	0-0
Tied after the 6th	2-1	0-0
Leading after the 7th	12-0	0-0
Trailing after the 7th	2-3	0-0
Tied after the 7th	2-0	0-0
Leading after the 8th	11-0	0-0
Trailing after the 8th	2-3	0-0
Tied after the 8th	1-0	0-0
Hit 0 home runs	5-3	0-0
Hit 1 home run	7-0	0-0
Hit 2+ home runs	4-0	0-0
Opponent 0 home runs	9-2	0-0
Opponent 1 home run	6-0	0-0
Opponent 2+ HRs	1-1	0-0
Made 0 errors	6-1	0-0
Made 1 error	7-2	0-0
Made 2+ errors	3-0	0-0
Opponent made 0 errors	2-1	0-0
Opponent made 1 error	5-1	0-0
Opponent made 2+ errors	9-1	0-0
Out-hit opponent	13-0	0-0
Out-hit by opponent	2-3	0-0
Hits are tied	1-0	0-0



2020 SEASON REVIEW

2020 NUMERICAL ROSTER

No.	Name	POS	HT	WT	B/T	CL/EXP	Hometown / High School / Previous School
1	Dillon Carter	OF	5-11	205	L/R	Fr./HS	Flower Mound, Texas / Argyle HS
2	Jace Jung	INF	6-0	200	L/R	Fr./HS	San Antonio, Texas / MacArthur HS
3	T.J. Rumfield	INF	6-5	225	L/R	RS-Fr./RS	Temple, Texas / Temple HS
4	Dru Baker	INF/OF	5-11	190	R/R	So./1L	Tomball, Texas / Memorial HS
5	Brian Klein	INF	5-11	190	L/R	Sr./3L	Keller, Texas / Timber Creek HS
7	Cody Masters	OF	6-1	180	S/L	Jr./2L	Coppell, Texas / Coppell HS
8	Kurt Wilson	OF/RHP	6-2	185	R/R	Jr./2L	Arlington, Texas / Martin HS
9	Dylan Neuse	INF/OF	5-9	175	R/R	Jr./1L	Fort Worth, Texas / Fossil Ridge HS / McLennan CC
10	Mason Montgomery	LHP	6-2	185	L/L	So./1L	Leander, Texas / Leander HS
11	Andrew Devine	RHP	5-10	155	R/R	Fr./HS	Simi Valley, Calif. / Simi Valley HS
13	Cal Conley	INF	5-10	180	S/R	RS-Fr./RS	Mount Carmel, Ohio / West Clermont HS
14	Jared Cushing	INF	6-2	190	R/R	Fr./HS	Joliet, Ill. / Joliet Catholic Academy
15	Parker Kelly	INF	6-3	205	R/R	Jr./2L	Wichita Falls, Texas / Rider HS
16	Bo Willis	C	6-0	205	R/R	Fr./HS	Magnolia, Texas / Magnolia HS
17	John McMillon	RHP	6-3	230	L/R	Sr./3L	Jasper, Texas / Jasper HS
18	Cole Stilwell	INF/C	6-0	200	R/R	So./1L	Rockwall, Texas / Heath HS
19	Easton Murrell	INF/OF	6-0	195	S/R	Jr./1L	Prosper, Texas / Prosper HS / Arkansas
20	Max Marusak	OF	6-0	175	R/R	So./1L	Amarillo, Texas / Amarillo HS
21	Nate Rombach	C/INF	6-4	225	R/R	Fr./HS	Mansfield, Texas / Legacy HS
25	Connor Queen	RHP	6-1	210	R/R	Sr./2L	Boerne, Texas / Boerne HS / Odessa College
26	Braxton Fulford	C	5-11	200	R/R	Jr./2L	Lubbock, Texas / Monterey HS
29	Clayton Beeter	RHP	6-2	220	R/R	RS-So./1L	Colleyville, Texas / Birdville HS
31	Austin Becker	RHP	6-5	205	R/R	So./TR	Sunbury, Ohio / Big Walnut HS / Vanderbilt
33	Jakob Brustoski	LHP	6-2	240	L/L	Jr./TR	Green, Ohio / Green HS / Sinclair CC
34	Micah Dallas	RHP	6-2	205	R/R	So./1L	Aubrey, Texas / Homeschool
35	Brandon Hendrix	RHP	6-0	175	R/R	Fr./HS	Big Sandy, Texas / Big Sandy HS
38	Tyler Hamilton	RHP	6-1	195	R/R	Fr./HS	Dallas, Texas / Parish Episcopal HS
40	Bryce Bonnin	RHP	6-1	190	R/R	Jr./1L	Mont Belvieu, Texas / Barbers Hill HS / Arkansas
42	Hunter Dobbins	RHP	6-2	185	R/R	So./1L	Bryan, Texas / Rudder HS
43	Jon Barrera	LHP	5-9	185	L/L	Fr./HS	Corpus Christi, Texas / King HS
44	Tanner O'Tremba	OF	6-0	215	R/R	So./1L	Parker, Colo. / Cherry Creek HS
46	Riley Ramsey	RHP	6-4	205	R/R	Jr./TR	Wills Point, Texas / Wills Point HS / Richland College
47	Eli Riechmann	LHP	5-11	185	L/L	So./TR	Houston, Texas / Memorial HS / Blinn College
49	Ryan Sublette	RHP	6-2	200	R/R	Jr./2L	Lemont, Ill. / Township HS

COACHING STAFF

6	Tim Tadlock	Head Coach	8th Season
19	J-Bob Thomas	Assistant Coach	8th Season
50	Matt Gardner	Assistant Coach	7th Season
12	Eric Gutierrez	Volunteer Assistant Coach	2nd Season
	Ray Hayward	Special Assistant	8th Season
	Joe Hughes	Director of Operations	8th Season
	Bryan Simpson	Athletic Trainer	7th Season
	Shishir Bhakta	Equipment Manager	20th Season

PRONUNCIATION GUIDE

2	Jace JUNG	Young
5	Brian KLEIN	Cline
9	Dylan NEUSE	Noisy
19	Easton MURRELL	Merr-ELL
20	Max MARUSAK	MAR-shock
21	Nate ROMBACK	ROM-back
33	Jakob BRUSTOSKI	Brew-STOW-ski (like cow)
40	Bryce BONNIN	BAHN-in
42	Hunter DOBBINS	DAH-binz
47	Eli RIECHMANN	REEK-man
49	Ryan SUBLETTE	SUB-let



2020 SEASON STATISTICS

Record: 16-3 Home: 11-0 Away: 2-0 Neutral: 3-3 Big 12: 0-0

Player	avg	gp-gs	ab	r	h	2b	3b	hr	rbi	tb	slg%	bb	hp	so	gdp	ob%	sf	sh	sb-att	po	a	e	fld%		
Parker Kelly	.429	13-3	21	8	9	1	0	1	3	13	.619	1	0	3	0	.455	0	0	0-0	4	10	0	1.000		
T.J. Rumfield	.417	9-4	24	6	10	3	0	0	3	13	.542	3	0	2	0	.481	0	0	0-0	24	0	0	1.000		
Brian Klein	.391	19-19	69	20	27	10	0	1	13	40	.580	15	0	9	2	.494	1	0	0-0	22	38	0	1.000		
Cal Conley	.371	18-18	70	15	26	8	1	3	24	45	.643	8	2	11	1	.444	1	0	5-5	32	34	3	.957		
Dylan Neuse	.355	19-19	76	22	27	5	1	1	12	37	.487	12	0	12	0	.438	1	0	12-12	15	4	1	.950		
Cole Stilwell	.345	17-16	55	15	19	6	0	2	18	31	.564	14	3	10	2	.500	0	0	0-2	112	12	2	.984		
Tanner O'Tremba	.313	9-2	16	5	5	3	1	0	2	10	.625	1	0	6	0	.333	1	0	1-1	3	1	0	1.000		
Nate Rombach	.308	19-19	65	20	20	4	1	6	27	44	.677	12	5	17	1	.440	2	0	0-0	67	7	0	1.000		
Max Marusak	.286	7-5	21	3	6	0	0	0	6	6	.286	1	0	7	0	.318	0	1	3-4	3	1	0	1.000		
Dillon Carter	.280	18-16	50	12	14	3	1	0	4	19	.380	13	3	7	2	.448	1	2	7-8	28	0	1	.966		
Dru Baker	.266	17-16	64	13	17	3	2	2	8	30	.469	14	0	13	3	.392	1	0	3-4	31	3	0	1.000		
Jace Jung	.264	19-16	53	16	14	4	1	4	23	32	.604	18	0	15	2	.438	2	1	1-1	9	25	7	.829		
Bo Willis	.250	6-0	4	2	1	0	0	0	0	1	.250	1	0	2	0	.400	0	0	0-0	6	0	1	.857		
Jared Cushing	.250	5-0	4	1	1	0	0	0	0	1	.250	1	0	2	0	.400	0	0	0-0	1	3	0	1.000		
Braxton Fulford	.227	15-12	44	6	10	2	0	0	11	12	.273	11	1	16	0	.379	2	0	0-0	137	16	0	1.000		
Cody Masters	.194	14-6	31	13	6	2	0	3	11	17	.548	2	4	12	0	.316	1	0	1-1	3	0	0	1.000		

Kurt Wilson	1.000	4-0	1	0	1	0	0	0	1	1	1.000	1	0	0	0	1.000	0	0	0-0	1	3	0	1.000		
Totals	.319	19	668	177	213	54	8	23	166	352	.527	128	18	144	13	.434	13	4	33-38	507	167	16	.977		
Opponents	.213	19	628	68	134	28	3	11	63	201	.320	68	13	222	8	.302	3	2	9-12	479	137	30	.954		

LOB - Team (175), Opp (139). DPs turned - Team (10), Opp (18). IBB - Team (3), Klein, B. 2, Fulford, B. 1, Opp (1). Picked off - Rombach, N. 1.

(All games Sorted by Earned run avg)

Player	era	w-l	app	gs	cg	sho	sv	ip	h	r	er	bb	so	2b	3b	hr	b/avg	wp	hp	bk	sfa	sha
Riley Ramsey	0.00	0-0	2	0	0	0/0	0	1.1	1	0	0	0	2	0	0	0	.200	1	0	0	0	0
Micah Dallas	0.57	1-0	5	0	0	0/0	3	15.2	7	1	1	1	23	1	0	0	.132	0	1	0	0	0
Andrew Devine	1.23	1-0	6	0	0	0/0	1	7.1	4	1	1	2	10	0	0	1	.160	0	0	0	0	0
Hunter Dobbins	1.35	2-0	6	3	0	0/0	0	20.0	17	3	3	5	25	2	1	0	.230	1	0	0	0	0
Connor Queen	1.50	0-0	3	0	0	0/0	0	6.0	5	1	1	1	1	0	1	0	.238	0	0	0	0	0
Jakob Brustoski	1.80	1-1	7	0	0	0/0	0	10.0	5	3	2	4	13	2	0	0	.147	2	1	0	0	0
Clayton Beeter	2.14	2-1	4	4	0	0/0	0	21.0	13	7	5	4	33	2	0	3	.169	2	1	0	0	0
Mason Montgomery	3.00	3-1	4	4	0	0/0	0	18.0	12	6	6	7	20	2	0	1	.185	2	1	0	0	0
Eli Riechmann	3.00	0-0	5	0	0	0/0	0	6.0	6	2	2	1	6	2	0	0	.261	1	0	0	0	0
Ryan Sublette	3.86	2-0	6	0	0	0/0	0	9.1	7	4	4	5	15	3	0	0	.194	4	1	0	0	0
John McMillon	3.86	1-0	7	0	0	0/0	0	9.1	9	4	4	8	20	3	0	0	.250	4	2	0	1	0
Kurt Wilson	4.50	0-0	5	0	0	0/0	0	8.0	6	4	4	4	7	1	0	1	.231	1	2	0	1	2
Brandon Hendrix	6.00	0-0	5	0	0	0/0	0	6.0	7	4	4	1	5	0	0	1	.269	1	0	0	0	0
Austin Becker	6.08	1-0	5	4	0	0/0	0	13.1	9	10	9	14	11	2	1	1	.191	3	4	0	1	0
Bryce Bonnin	7.36	2-0	4	4	0	0/0	0	14.2	19	13	12	6	27	6	0	2	.297	1	0	0	0	0
Jon Barrera	13.50	0-0	2	0	0	0/0	0	2.0	3	3	3	5	3	1	0	0	.333	1	0	0	0	0
Tyler Hamilton	18.00	0-0	1	0	0	0/0	0	1.0	4	2	2	0	1	1	0	1	.571	0	0	0	0	0
Totals	3.36	16-3	19	19	0	0/0	4	169.0	134	68	63	68	222	28	3	11	.213	24	13	0	3	2
Opponents	8.34	3-16	19	19	0	0/0	3	159.2	213	177	148	128	144	54	8	23	.319	20	18	3	13	4

PB - Team (6), Fulford, B. 4, Rombach, N. 2, Opp (3). Pickoffs - Team (1), Rombach, N. 1, Opp (1). SBA/ATT - Rombach, N. (5-6), Fulford, B. (4-6), Becker, A. (3-3), Dobbins, H. (1-2), Dallas, M. (2-2), McMillon, J. (1-1), Beeter, C. (0-1), Brustoski (1-1), Bonnin, B. (1-1), Riechmann (0-1).



2020 SEASON REVIEW

2020 BIG 12 SEASON STATISTICS

*No conference games were played in 2020 due to the shortened season caused by the COVID-19 Pandemic

2019 BIG 12 SEASON STATISTICS

Record: 16-8 Home: 9-3 Away: 7-5 Big 12: 16-8

Player	avg	gp-gs	ab	r	h	2b	3b	hr	rbi	tb	slg%	bb	hp	so	gdp	ob%	sf	sh	sb-att	po	a	e	fld%
Facendo, Doug	.500	6-0	4	0	2	0	0	0	2	2	.500	1	0	2	0	.500	1	0	0-0	1	0	0	1.000
Holt, Gabe	.353	24-24	116	20	41	7	0	1	11	51	.440	8	2	11	2	.402	1	0	5-6	42	1	1	.977
Warren, Cameron	.347	24-24	95	25	33	9	1	5	22	59	.621	12	3	11	1	.432	1	0	1-1	224	10	0	1.000
O'Tremba, Tanner	.333	7-4	18	1	6	3	0	0	3	9	.500	3	1	8	0	.455	0	0	0-0	6	1	0	1.000
Jung, Josh	.322	24-24	87	24	28	11	0	6	23	57	.655	28	2	17	4	.496	0	0	1-1	24	71	3	.969
Fulford, Braxton	.316	24-21	76	14	24	3	1	1	13	32	.421	9	4	28	3	.416	0	4	0-0	209	21	3	.987
Klein, Brian	.299	24-24	97	18	29	10	1	0	19	41	.423	18	0	14	0	.398	3	0	0-0	29	68	0	1.000
Stilwell, Cole	.299	19-18	67	11	20	4	0	0	13	24	.358	11	4	13	1	.427	0	1	1-1	0	0	0	.000
Masters, Cody	.293	21-13	58	2	17	3	0	1	12	23	.397	2	1	14	0	.328	0	2	1-1	11	1	1	.923
Baker, Dru	.275	17-8	40	6	11	1	0	0	3	12	.300	0	2	9	0	.310	0	2	1-1	9	24	0	1.000
Neuse, Dylan	.250	23-23	88	21	22	2	1	4	18	38	.432	20	1	23	0	.391	1	0	6-7	42	4	1	.979
Marusak, Max	.250	18-8	40	5	10	1	1	0	5	13	.325	4	0	12	1	.318	0	0	3-5	17	0	1	.944
Wilson, Kurt	.208	10-6	24	3	5	0	0	1	4	8	.333	6	1	5	0	.387	0	0	1-1	8	2	0	1.000
Kelly, Parker	.191	15-14	47	8	9	3	0	1	2	15	.319	5	2	21	2	.296	0	1	0-0	3	25	2	.933
Minzey, Mason	.167	5-3	6	0	1	0	0	0	0	1	.167	1	0	3	0	.286	0	0	0-0	13	1	0	1.000
Murrell, Easton	.143	7-2	7	3	1	0	0	0	0	1	.143	3	0	1	0	.400	0	0	0-0	2	3	2	.714
Totals	.298	24	870	161	259	57	5	20	150	386	.444	131	23	192	14	.401	7	10	20-24	649	257	16	.983
Opponents	.233	24	782	93	182	32	5	13	84	263	.336	97	14	232	27	.325	8	8	22-28	640	217	23	.974

LOB - Team (240), Opp (167). DPs turned - Team (30), Opp (18). IBB - Team (8), Jung, J. 4, Warren, C. 3, Neuse, D. 1, Opp (5). Picked off - Holt, G. 1.

(Big 12 games only Sorted by Earned run avg)

Player	era	w-l	app	gs	cg	sho	sv	ip	h	r	er	bb	so	2b	3b	hr	b/avg	wp	hp	bks	sfa	sha
Queen, Connor	0.00	1-0	3	0	0	0/0	0	6.2	4	0	0	2	3	0	0	0	.174	0	0	0	0	0
Garlett, Trey	0.00	0-0	1	0	0	0/0	0	1.0	1	0	0	1	1	0	0	0	.250	1	0	0	0	0
Keesee, Ryan	0.00	0-0	1	0	0	0/0	0	1.0	0	0	0	0	1	0	0	0	.000	0	0	0	0	0
Montgomery, Mason	1.50	0-0	2	1	0	0/0	0	6.0	1	1	1	5	5	0	0	0	.056	1	1	0	0	0
Floyd, Taylor	1.90	1-1	10	0	0	0/0	1	23.2	16	5	5	7	36	3	0	1	.198	0	1	0	1	3
Haveman, Dane	2.57	1-1	11	0	0	0/0	0	14.0	20	7	4	5	21	2	1	0	.345	1	2	0	2	0
Bonnin, Bryce	2.65	2-0	4	3	0	0/0	0	17.0	12	6	5	11	20	5	0	0	.207	0	1	0	0	0
Kilian, Caleb	2.70	7-0	8	8	1	1/1	0	50.0	38	15	15	11	42	5	1	4	.217	1	5	0	0	2
Beeter, Clayton	2.70	0-1	7	0	0	0/1	3	6.2	3	3	2	10	16	2	1	0	.130	2	0	0	0	0
Dobbins, Hunter	3.86	1-0	4	0	0	0/0	0	4.2	4	2	2	2	4	1	0	1	.222	1	0	0	0	0
Dallas, Micah	4.07	2-0	8	7	0	0/0	0	42.0	44	20	19	20	41	9	0	4	.277	6	0	0	2	3
McMillon, John	5.00	1-3	7	0	0	0/0	0	18.0	11	12	10	13	26	1	1	1	.169	0	0	1	0	0
Lanning, Erikson	6.48	0-1	5	5	0	0/0	0	16.2	20	13	12	4	5	3	1	0	.308	0	3	1	2	0
Wilson, Kurt	7.36	0-1	3	0	0	0/0	0	3.2	3	4	3	2	3	1	0	0	.231	2	1	0	0	0
Freeman, Caleb	8.10	0-0	2	0	0	0/0	0	3.1	4	3	3	1	5	0	0	2	.286	0	0	0	0	0
Sublette, Ryan	9.00	0-0	2	0	0	0/0	0	2.0	1	2	2	3	3	0	0	0	.200	1	0	0	1	0
Totals	3.45	16-8	24	24	1	2/1	4	216.1	182	93	83	97	232	32	5	13	.233	16	14	2	8	8
Opponents	5.91	8-16	24	24	1	1/0	4	213.1	259	161	140	131	192	57	5	20	.298	22	23	4	7	10

PB - Team (5), Fulford, B. 5, Opp (7). Pickoffs - Team (0), Opp (1). SBA/ATT - Fulford, B. (20-25), McMillon, J. (7-8), Dallas, M. (3-5), Lanning, E. (2-3), Beeter, C. (3-3), Kilian, C. (2-3), Minzey, M. (2-2), Haveman, D. (2-2), Bonnin, B. (2-2), Montgomery (0-1), Sublette, R. (1-1).



2020 TEAM HITTING GAME-BY-GAME

Date	Opponent	ab	r	h	rbi	2b	3b	hr	tb	bb	ibb	sb	cs	hbp	sac	sf	qdp	k	po	a	e	lob	avg
Feb 14	HOUSTON BAPTIST	30	5	7	3	1	0	0	8	7	0	3	0	1	1	0	0	11	27	8	0	10	.233
Feb 15	HOUSTON BAPTIST	38	24	19	24	3	1	7	45	4	0	2	0	5	0	0	1	2	21	5	0	5	.382
Feb 15	NORTHERN COLORAD	46	22	26	22	5	0	4	43	12	0	2	0	5	0	3	0	7	27	10	1	20	.456
Feb 16	NORTHERN COLORAD	30	14	11	14	4	0	1	18	10	1	4	0	2	0	0	0	5	21	6	0	10	.438
Feb 21	vs Tennessee	31	2	6	2	1	0	0	7	4	0	2	0	0	0	1	1	13	24	7	0	7	.394
Feb 22	vs Stanford	33	7	11	5	3	1	1	19	4	0	1	0	0	1	1	1	5	27	5	1	8	.385
Feb 23	vs Houston	35	3	8	3	1	1	1	14	6	1	2	0	0	0	0	1	8	30	8	0	9	.362
Feb 25	SOUTHERN	39	13	13	13	5	1	1	23	6	0	2	0	0	0	0	0	14	27	14	1	8	.358
Feb 26	SOUTHERN	34	10	10	9	2	0	0	12	11	0	1	1	1	0	0	0	3	27	7	1	12	.351
Feb 28	vs FAU	37	7	12	6	2	0	1	17	5	0	1	1	2	0	0	1	9	27	8	3	10	.348
Feb 29	at Florida State	43	6	9	5	3	0	1	15	5	0	1	0	0	1	0	0	19	33	9	1	10	.333
Mar 01	at Florida State	31	4	7	4	3	0	2	16	6	0	1	1	0	0	1	1	7	27	8	1	7	.326
Mar 03	UNLV	34	11	14	9	3	0	0	17	6	0	2	0	0	0	2	3	5	27	18	2	7	.332
Mar 04	UNLV	40	11	17	10	5	1	3	33	6	1	2	0	0	0	0	2	3	27	10	0	11	.339
Mar 06	RICE	30	7	9	7	3	0	0	12	7	0	0	1	0	0	2	0	6	27	5	0	8	.337
Mar 07	RICE	38	19	16	19	5	2	1	28	12	0	2	0	1	0	2	1	3	27	7	1	10	.343
Mar 08	RICE	37	7	10	7	4	1	0	16	11	0	4	0	0	0	1	1	4	33	15	2	12	.338
Mar 10	vs Mississippi State	32	3	3	2	0	0	0	3	3	0	1	0	0	0	0	0	12	24	10	1	5	.326
Mar 11	vs Mississippi State	30	2	5	2	1	0	0	6	3	0	0	1	1	1	0	0	8	24	7	1	6	.319
Totals		668	177	213	166	54	8	23	352	128	3	33	5	18	4	13	13	144	507	167	16	175	.319



2020 SEASON REVIEW

2020 TEAM PITCHING GAME-BY-GAME

Date	Opponent	ip	h	r	er	bb	so	2b	3b	hr	wp	bk	hbp	dp	ibb	score	w-l	sv	era
Feb 14	HOUSTON BAPTIST	9.0	2	1	1	1	11	1	0	0	2	0	1	0	0	5-1	1-0	1	1.00
Feb 15	HOUSTON BAPTIST	7.0	8	3	3	2	8	1	1	1	1	0	0	0	0	24-3	2-0	1	2.25
Feb 15	NORTHERN COLORAD	9.0	4	4	4	6	15	1	0	1	1	0	0	0	0	22-4	3-0	1	2.88
Feb 16	NORTHERN COLORAD	7.0	3	3	3	1	9	0	0	2	1	0	1	1	0	14-3	4-0	1	3.09
Feb 21	vs Tennessee	8.0	8	6	6	5	12	2	0	3	1	0	0	1	0	2-6	4-1	1	3.83
Feb 22	vs Stanford	9.0	6	2	2	1	15	1	0	1	0	0	0	0	0	7-2	5-1	2	3.49
Feb 23	vs Houston	10.0	6	2	2	4	14	3	0	0	3	0	2	1	1	3-2	6-1	2	3.20
Feb 25	SOUTHERN	9.0	6	2	2	4	10	1	0	1	0	0	0	1	0	13-2	7-1	2	3.04
Feb 26	SOUTHERN	9.0	10	3	3	3	13	0	1	1	0	0	1	1	0	10-3	8-1	2	3.04
Feb 28	vs FAU	9.0	2	1	0	2	13	0	0	0	1	0	0	0	0	7-1	9-1	2	2.72
Feb 29	at Florida State	11.0	13	5	4	4	19	3	0	0	2	0	1	0	0	6-5	10-1	2	2.78
Mar 01	at Florida State	9.0	2	3	3	6	11	0	0	1	1	0	3	1	0	4-3	11-1	3	2.80
Mar 03	UNLV	9.0	6	2	2	3	5	0	0	0	1	0	0	1	0	11-2	12-1	3	2.74
Mar 04	UNLV	9.0	8	3	3	3	10	0	0	0	1	0	0	1	0	11-3	13-1	3	2.76
Mar 06	RICE	9.0	6	1	0	1	17	1	0	0	0	0	1	0	0	7-1	14-1	4	2.57
Mar 07	RICE	9.0	19	12	12	4	14	6	1	0	2	0	1	0	0	19-12	15-1	4	3.17
Mar 08	RICE	11.0	6	6	4	10	11	2	0	0	4	0	2	2	0	7-6	16-1	4	3.18
Mar 10	vs Mississippi State	8.0	9	6	6	4	8	3	0	0	1	0	0	0	0	3-6	16-2	4	3.35
Mar 11	vs Mississippi State	8.0	10	3	3	4	7	3	0	0	2	0	0	0	0	2-3	16-3	4	3.36
Totals		169.0	134	68	63	68	222	28	3	11	24	0	13	10	1	177-68	16-3	4	3.36



TEXAS TECH SUMMARY

Score by innings	1	2	3	4	5	6	7	8	9	EX	Total
Texas Tech	22	31	22	13	34	12	17	18	5	3	177
Opponents	13	6	4	9	8	5	15	2	6	0	68

Record when ...

Overall	16-3	After 6 leading	11-0
Conference	0-0 trailing	3-2
Non-Conference	16-3 tied	2-1
Home games	11-0	After 7 leading	10-0
Away games	2-0 trailing	2-3
Neutral site	3-3 tied	2-0
Day games	13-0	After 8 leading	11-0
Night games	3-3 trailing	2-3
vs Left starter	7-1 tied	1-0
vs Right starter	9-2		
1-Run games	4-1	Hit 0 home runs	5-3
2-Run games	0-0	... 1 home run	7-0
5+Run games	11-0	... 2+ home runs	4-0
Extra innings	3-0		
Shutouts	0-0	Opponent 0 home runs	9-2
	 1 home run	6-0
	 2+ HRs	1-1
Scoring 0-2 runs	0-2		
..... 3-5 runs	3-1	Made 0 errors	6-1
..... 6-9 runs	5-0	... 1 error	7-2
..... 10+ runs	8-0	... 2+ errors	3-0
Opponent 0-2 runs	7-0		
..... 3-5 runs	7-1	Opp. made 0 errors	2-1
..... 6-9 runs	1-2 1 error	5-1
..... 10+ runs	1-0 2+ errors	9-1
Scored in 1st inning	10-0	Out-hit opponent	13-0
Opp. scored in 1st	6-1	Out-hit by opponent	2-3
Scores first	10-1	Hits are tied	1-0
Opp. scores first	6-2		

Record when team scores:

Runs	0	1	2	3	4	5	6	7	8	9	10+
W-L	0-0	0-0	0-2	1-1	1-0	1-0	1-0	4-0	0-0	0-0	8-0

Record when opponent scores:

Runs	0	1	2	3	4	5	6	7	8	9	10+
W-L	0-0	3-0	4-0	5-1	1-0	1-0	1-2	0-0	0-0	0-0	1-0

Record when leading after:

Inn.	1	2	3	4	5	6	7	8
W-L	7-0	9-0	9-1	10-1	10-0	11-0	10-0	11-0

Record when trailing after:

Inn.	1	2	3	4	5	6	7	8
W-L	3-1	2-1	2-2	4-2	3-2	3-2	2-3	2-3

Record when tied after:

Inn.	1	2	3	4	5	6	7	8
W-L	6-2	5-2	5-0	2-0	3-1	2-1	2-0	1-0

Current losing streak: 2
 Longest winning streak: 12
 Longest losing streak: 2

Home attendance : 40567 (11 dates avg = 3687)
 Away attendance : 43491 (8 dates avg = 5436)
 Total attendance: 84058 (19 dates avg = 4424)

HITTING STREAKS

Player	Longest	Current
Dylan Neuse	14	1
Brian Klein	12	-
Cole Stilwell	9	9
Cal Conley	6	1
Nate Rombach	6	-
Dru Baker	6	-
Max Marusak	5	5
Jace Jung	4	7
Dillon Carter	4	-
Parker Kelly	3	3
Braxton Fulford	3	-
T.J. Rumfield	3	-
Tanner O'Tremba	2	1
Cody Masters	2	-

REACHING BASE SAFELY STREAKS

Player	Longest	Current
Dillon Carter	16	-
Cole Stilwell	16	16
Dylan Neuse	14	1
Dru Baker	14	2
Brian Klein	13	13
Nate Rombach	11	-
Braxton Fulford	8	-
Jace Jung	6	-
Max Marusak	6	6
Cal Conley	6	1
Parker Kelly	3	3
T.J. Rumfield	3	-
Tanner O'Tremba	3	1
Cody Masters	3	1

MULTI-HIT GAMES

Player	2	3	4	5+	Total
Brian Klein	7	1	1	-	9
Cal Conley	4	2	-	1	7
Cole Stilwell	6	-	-	-	6
Nate Rombach	4	1	-	-	5
Dru Baker	4	1	-	-	5
Jace Jung	5	-	-	-	5
Dylan Neuse	3	-	1	1	5
Dillon Carter	4	-	-	-	4
Parker Kelly	2	-	-	-	2
Braxton Fulford	2	-	-	-	2
T.J. Rumfield	1	-	1	-	2
Cody Masters	1	-	-	-	1
Max Marusak	1	-	-	-	1
Tanner O'Tremba	1	-	-	-	1
TEAM	45	5	3	2	55

MULTIPLE RBI GAMES

Player	2	3	4	5+	Total
Cal Conley	4	2	-	1	7
Nate Rombach	1	2	2	1	6
Jace Jung	1	1	2	1	5
Cole Stilwell	2	1	1	-	4
Cody Masters	3	-	1	-	4
Max Marusak	3	-	-	-	3
Braxton Fulford	1	2	-	-	3
Dylan Neuse	-	1	1	-	2
Brian Klein	1	1	-	-	2
Dru Baker	1	-	-	-	1
Dillon Carter	1	-	-	-	1
Parker Kelly	1	-	-	-	1
TEAM	19	10	7	3	39



2020 SEASON REVIEW

NATIONAL RANKINGS

DATE	BA	NCBWA	CB	USA	D1	PG
Preseason	6	3	3	3	6	3
2/17	4	1	1	-	6	3
2/24	2	3	4	-	5	4
3/2	2	2	3	4	5	4
3/9	2	2	2	3	4	3
3/16	5	7	3			

NATIONAL POLLS

BA	Baseball America
CB	Collegiate Baseball
NCBWA	National Collegiate Baseball Writers Association
USA	USA Today Coaches
PG	Perfect Game
D1	D1Baseball.com

HIGHEST RANKING IN EACH POLL

Poll	Date	Ranking
Baseball America	3/9/20	(3x) 2nd
NCBWA	2/17/20	1st
Collegiate Baseball	2/17/20	(4x) 1st
USA Today Coaches	3/27/17	2nd
D1Baseball.com	3/5/18	(7x) 3rd
Perfect Game	3/9/20	(5x) 3rd

HIGHEST FINAL RANKING IN EACH POLL

Poll	YEAR	Ranking
Baseball America	2020	2nd
NCBWA	2019	4th
Collegiate Baseball	2019	4th
USA Today Coaches	2020	3rd
D1Baseball.com	2016, 2019, 2020	4th
Perfect Game	2020	3rd

NO. 1 RANKINGS

Poll	Date	Ranking
Collegiate Baseball	4/28/97	1st
Collegiate Baseball	4/21/97	1st
Collegiate Baseball	4/14/97	1st
Collegiate Baseball	2/17/20	1st
NCBWA	2/17/20	1st

TEAM GAME HIGHS

Batting

At bats:	46	-	vs Northern Colorado (Feb 15, 2020)
Runs scored:	24	-	vs Houston Baptist (Feb 15, 2020)
Hits:	26	-	vs Northern Colorado (Feb 15, 2020)
RBIs:	24	-	vs Houston Baptist (Feb 15, 2020)
Doubles:	5	-	(4 times)
Triples:	2	-	vs Rice (Mar 07, 2020)
Home runs:	7	-	vs Houston Baptist (Feb 15, 2020)
Total bases:	45	-	vs Houston Baptist (Feb 15, 2020)
Walks:	12	-	vs Northern Colorado (Feb 15, 2020)
	12	-	vs Rice (Mar 07, 2020)
Strikeouts:	19	-	at Florida State (Feb 29, 2020)
Sac hits:	1	-	(4 times)
Sac flies:	3	-	vs Northern Colorado (Feb 15, 2020)
Stolen bases:	4	-	vs Northern Colorado (Feb 16, 2020)
	4	-	vs Rice (Mar 08, 2020)
Hit by pitch:	5	-	vs Houston Baptist (Feb 15, 2020)
	5	-	vs Northern Colorado (Feb 15, 2020)
Caught stealing:	1	-	(5 times)
Runners LOB:	20	-	vs Northern Colorado (Feb 15, 2020)
Hit into DP:	3	-	vs UNLV (Mar 03, 2020)

Fielding

Putouts:	33	-	at Florida State (Feb 29, 2020)
	33	-	vs Rice (Mar 08, 2020)
Assists:	18	-	vs UNLV (Mar 03, 2020)
Errors:	3	-	vs FAU (Feb 28, 2020 at Tallahassee, Fla.)
Passed balls:	1	-	(6 times)
DPs turned:	2	-	vs Rice (Mar 08, 2020)

Pitching

Innings pitched:	11.0	-	at Florida State (Feb 29, 2020)
	11.0	-	vs Rice (Mar 08, 2020)
Runs allowed:	12	-	vs Rice (Mar 07, 2020)
Earned runs:	12	-	vs Rice (Mar 07, 2020)
Walks allowed:	10	-	vs Rice (Mar 08, 2020)
Strikeouts:	19	-	at Florida State (Feb 29, 2020)
Hits allowed:	19	-	vs Rice (Mar 07, 2020)
Doubles allowed:	6	-	vs Rice (Mar 07, 2020)
Triples allowed:	1	-	vs Houston Baptist (Feb 15, 2020)
	1	-	vs Southern (Feb 26, 2020)
	1	-	vs Rice (Mar 07, 2020)
Homers allowed:	3	-	vs Tennessee (Feb 21, 2020 at Round Rock, TX)
Wild pitches:	4	-	vs Rice (Mar 08, 2020)
Hit batters:	3	-	at Florida State (Mar 01, 2020)



INDIVIDUAL GAME HIGHS

Batting

At bats:	6 - (8 times)
Runs scored:	4 - Nate Rombach vs Houston Baptist (Feb 15, 2020)
	4 - Dylan Neuse vs Northern Colorado (Feb 15, 2020)
Hits:	5 - Cal Conley vs Northern Colorado (Feb 15, 2020)
	5 - Dylan Neuse vs Northern Colorado (Feb 15, 2020)
RBI's:	7 - Nate Rombach vs Houston Baptist (Feb 15, 2020)
Doubles:	3 - Brian Klein vs UNLV (Mar 04, 2020)
Triples:	1 - (8 times)
Home runs:	3 - Nate Rombach vs Houston Baptist (Feb 15, 2020)
Total bases:	12 - Nate Rombach vs Houston Baptist (Feb 15, 2020)
Walks:	4 - Braxton Fulford vs Southern (Feb 26, 2020)
Strikeouts:	4 - Max Marusak vs Houston Baptist (Feb 14, 2020)
	4 - Dru Baker at Florida State (Feb 29, 2020)
Sac hits:	1 - (4 times)
Sac flies:	1 - (13 times)
Stolen bases:	2 - Dylan Neuse vs Rice (Mar 07, 2020)
	2 - Dylan Neuse vs Rice (Mar 08, 2020)
Hit by pitch:	2 - Cole Stilwell vs Houston Baptist (Feb 15, 2020)
	2 - Nate Rombach vs Northern Colorado (Feb 15, 2020)
	2 - Dillon Carter vs Northern Colorado (Feb 15, 2020)
Caught stealing:	1 - (5 times)
Runners LOB:	6 - (4 times)

Fielding

Putouts:	16 - Braxton Fulford vs Stanford (Feb 22, 2020 at Round Rock,TX)
	16 - Braxton Fulford vs Rice (Mar 06, 2020)
Assists:	8 - Cal Conley vs UNLV (Mar 03, 2020)
Errors:	2 - Jace Jung vs Rice (Mar 08, 2020)
Passed balls:	1 - (6 times)

Pitching

Innings pitched:	6.0 - (4 times)
Runs allowed:	6 - Bryce Bonnin vs Rice (Mar 07, 2020)
Earned runs:	6 - Bryce Bonnin vs Rice (Mar 07, 2020)
Walks allowed:	4 - Jon Barrera vs Northern Colorado (Feb 15, 2020)
	4 - Austin Becker at Florida State (Mar 01, 2020)
	4 - Austin Becker vs Rice (Mar 08, 2020)
Strikeouts:	12 - Clayton Beeter vs Rice (Mar 06, 2020)
Hits allowed:	7 - Bryce Bonnin at Florida State (Feb 29, 2020)
	7 - Bryce Bonnin vs Rice (Mar 07, 2020)
	7 - Hunter Dobbins vs Mississippi State (Mar 11, 2020 at Biloxi, Miss.)
Doubles allowed:	3 - Bryce Bonnin vs Rice (Mar 07, 2020)
Triples allowed:	1 - Austin Becker vs Houston Baptist (Feb 15, 2020)
	1 - Hunter Dobbins vs Southern (Feb 26, 2020)
	1 - Connor Queen vs Rice (Mar 07, 2020)
Homers allowed:	3 - Clayton Beeter vs Tennessee (Feb 21, 2020 at Round Rock,TX)
Wild pitches:	2 - Clayton Beeter vs Houston Baptist (Feb 14, 2020)
	2 - Austin Becker vs Houston (Feb 23, 2020 at Round Rock,TX)

2020 STARTERS BREAKDOWN

(Win-Loss record in parenthesis)

PITCHER: _____		
Bonnin, Bryce _____	4	(4-0)
Becker, Austin _____	4	(4-0)
Beeter, Clayton _____	4	(3-1)
Montgomery, Mason _____	4	(3-1)
Dobbins, Hunter _____	3	(2-1)
CATCHER: _____		
Fulford, Braxton _____	11	(9-2)
Rombach, Nate _____	8	(7-1)
FIRST BASE: _____		
Stilwell, Cole _____	16	(14-2)
Rumfield, T.J. _____	3	(2-1)
SECOND BASE: _____		
Klein, Brian _____	19	(16-3)
THIRD BASE: _____		
Jung, Jace _____	17	(14-3)
Kelly, Parker _____	1	(1-0)
Neuse, Dylan _____	1	(1-0)
SHORTSTOP: _____		
Conley, Cal _____	18	(15-3)
Kelly, Parker _____	1	(1-0)
LEFT FIELD: _____		
Carter, Dillon _____	15	(13-2)
O'Tremba, Tanner _____	2	(2-0)
Baker, Dru _____	2	(1-1)
CENTER FIELD: _____		
Neuse, Dylan _____	18	(15-3)
Carter, Dillon _____	1	(1-0)
RIGHT FIELD: _____		
Baker, Dru _____	14	(13-1)
Max Marusak _____	5	(3-2)
DESIGNATED HITTER: _____		
Rombach, Nate _____	11	(9-2)
Masters, Cody _____	6	(5-1)
Rumfield, T.J. _____	1	(1-0)
Fulford, Braxton _____	1	(1-0)



2020 SEASON REVIEW

TEXAS TECH GAME WINNING RBI

NO	PLAYER (#)	GAME #	DATE	OPPONENT	RUNS	OUTS	COUNT	INNING	FINAL	PLAY
1.	Cal Conley (1)	1	2/14	Houston Baptist	1	1	1-2	5th	5-1	6-3
2.	Dylan Neuse (1)	2	2/15	Houston Baptist	1	0	3-2	1st	24-3	1B RS
3.	Dylan Neuse (2)	3	2/15	Northern Colorado	2	2	3-2	1st	22-4	1B LF
4.	Jace Jung (1)	4	2/16	Northern Colorado	3	2	0-1	1st	14-3	2B RC
5.	Dylan Neuse (No RBI)	6	2/22	Stanford	1	1	0-0	4th	7-2	FC 5, EST
6.	Brian Klein (1)	7	2/23	Houston	1	2	0-0	10th	3-2	1B RS
7.	Nate Rombach (1)	8	2/25	Southern	3	1	1-1	1st	13-2	HR CF
8.	Dylan Neuse (3)	9	2/26	Southern	1	2	0-0	1st	10-3	2B CF
9.	Dru Baker (No RBI)	10	2/28	Florida Atlantic	1	0	2-0	7th	7-1	6-4-3 GDP
10.	Dylan Neuse (No RBI)	11	2/29	Florida State	1	1	0-0	11th	6-5	1B, EST
11.	Cody Masters (1)	12	3/1	Florida State	1	1	0-1	8th	4-3	F8 SF
12.	Max Marusak (1)	13	3/3	UNLV	1	1	1-0	2nd	11-2	1B LF
13.	Dillion Carter (No RBI)	14	3/4	UNLV	1	1	1-1	2nd	11-3	FC 1, E1T
14.	Cole Stillwell (1)	15	3/6	Rice	1	2	1-1	1st	7-1	2B LF
15.	Cal Conley (2)	16	3/7	Rice	2	2	0-0	6th	19-12	1B LS
16.	TJ Rumfield (1)	17	3/8	Rice	1	0	2-2	11th	7-6	2B LF

GAME-WINNING RBI - 7th Inning or Later

Brian Klein _____ 1
 Dru Baker _____ 1
 Cody Masters _____ 1
 TJ Rumfield _____ 1

WALK-OFF GAME-WINNING RBI BASE HITS

Brian Klein _____ 1
 TJ Rumfield _____ 1

GAME WINNING RBI:

Dylan Neuse _____ 3
 Cal Conley _____ 2
 Cody Masters _____ 1
 Max Marusak _____ 1
 Cole Stilwell _____ 1
 Brian Klein _____ 1
 Jace Jung _____ 1
 Nate Rombach _____ 1
 TJ Rumfield _____ 1



THE LAST TIME A TEXAS TECH TEAM...

Won 5 or more consecutive games	12 games (Feb. 22-Mar. 8, 2020)
Won 6 or more consecutive games	12 games (Feb. 22-Mar. 8, 2020)
Won 8 or more consecutive games	12 games (Feb. 22-Mar. 8, 2020)
Won 10 or more consecutive games	12 games (Feb. 22-Mar. 8, 2020)
Won 16 or more consecutive games	16 games (April 13-May 22, 2002)
Won 5 or more consecutive home games	12 games (June 9, 2019-March 8, 2020)
Won 6 or more consecutive home games	12 games (June 9, 2019-March 8, 2020)
Won 8 or more consecutive home games	12 games (June 9, 2019-March 8, 2020)
Won 10 or more consecutive home games	12 games (June 9, 2019-March 8, 2020)
Won 14 or more consecutive home games	14 games (Feb. 16-March 25, 2018)
Won 21 or more consecutive home games	21 games (February 5-April 4, 1999)
Won 24 or more consecutive home games	24 games (February 22-April 26, 1996)
Won 5 or more consecutive road games	6 games (March 17-26, 2017)
Won 6 or more consecutive road games	6 games (March 17-26, 2017)
Won 7 or more consecutive road games	9 games (March 23-April 20, 1997)
Won 8 or more consecutive road games	9 games (March 23-April 20, 1997)
Won 9 or more consecutive road games	9 games (March 23-April 20, 1997)
Won 5 or more consecutive conference games	8 games (Apr. 19-May 5)
Won 6 or more consecutive conference games	8 games (Apr. 19-May 5)
Won 7 or more consecutive conference games	8 games (Apr. 19-May 5)
Won 8 or more consecutive conference games	8 games (Apr. 19-May 5)
Won 11 or more consecutive conference games	11 games (March 20-April 22, 2016)
Won 5 or more consecutive conference home games	5 games (April 19-April 28, 2019)
Won 6 or more consecutive conference home games	7 games (March 30-April 21, 2018)
Won 7 or more consecutive conference home games	7 games (March 30-April 21, 2018)
Won 8 or more consecutive conference home games	9 games (April 11-May 17, 2014)
Won 9 or more consecutive conference home games	9 games (April 11-May 17, 2014)
Won 10 or more consecutive conference home games	10 games (February 26-May 14, 1999)
Won 5 or more consecutive conference road games	7 games (May 1, 2016-March 19, 2017)
Won 6 or more consecutive conference road games	7 games (May 1, 2016-March 19, 2017)
Won 7 or more consecutive conference road games	7 games (May 1, 2016-March 19, 2017)
Won 5 or more consecutive midweek games	6 games (May 1, 2019-March 4, 2020)
Won 6 or more consecutive midweek games	6 games (May 1, 2019-March 4, 2020)
Won 7 or more consecutive midweek games	7 games (March 21-April 18, 2017)
Won 8 or more consecutive midweek games	8 games (May 10, 2011-March 21, 2012)
Won 5 or more consecutive midweek home games	6 games (May 1, 2019-March 4, 2020)
Won 10 or more consecutive midweek home games	10 (March 12, 2013-March 18, 2014)
Won 11 or more consecutive midweek home games	14 (May 18, 2004-March 29, 2006)
Won 5 or more consecutive midweek road/neutral site games	9 games (March 22, 2011-March 6, 2012)
Lost 5 or more consecutive midweek road/neutral site games	5 games (March 25-May 15, 2013)
Lost 5 or more consecutive games	9 games (April 2-20, 2013)
Lost 6 or more consecutive games	9 games (April 2-20, 2013)
Lost 7 or more consecutive games	9 games (April 2-20, 2013)
Lost 8 or more consecutive games	9 games (April 2-20, 2013)
Lost 9 or more consecutive games	9 games (April 2-20, 2013)
Lost 10 or more consecutive games	11 games (April 12-28, 1985)
Lost 11 or more consecutive games	11 games (April 12-28, 1985)
Lost 5 or more consecutive home games	9 games (March 24-April 7, 1987)
Lost 6 or more consecutive home games	9 games (March 24-April 7, 1987)
Lost 7 or more consecutive home games	9 games (March 24-April 7, 1987)
Lost 8 or more consecutive home games	9 games (March 24-April 7, 1987)
Lost 9 or more consecutive home games	9 games (March 24-April 7, 1987)
Lost 5 or more consecutive road games	10 games (March 23-April 27, 2013)
Lost 6 or more consecutive road games	10 games (March 23-April 27, 2013)
Lost 7 or more consecutive road games	10 games (March 23-April 27, 2013)
Lost 8 or more consecutive road games	10 games (March 23-April 27, 2013)
Lost 10 or more consecutive road games	10 games (March 23-April 27, 2013)
Lost 11 or more consecutive road games	11 games (April 4-May 10, 2008)
Lost 5 or more consecutive conference games	5 games (April 5-20, 2013)
Lost 6 or more consecutive conference games	8 games (April 4-19, 2008)
Lost 7 or more consecutive conference games	8 games (April 4-19, 2008)
Lost 8 or more consecutive conference games	8 games (April 4-19, 2008)
Lost 9 or more consecutive conference games	9 games (April 22-May 19, 2007)
Lost 10 or more consecutive conference games	10 games (March 27-April 27, 1987)
Lost 15 or more consecutive conference games	15 games (March 29-April 28, 1985)
Lost 5 or more consecutive conference home games	6 games (March 24-April 1, 1989)
Lost 6 or more consecutive conference home games	6 games (March 24-April 1, 1989)
Lost 7 or more consecutive conference home games	8 games (March 14-April 17, 1987)
Lost 8 or more consecutive conference home games	8 games (March 14-April 17, 1987)
Lost 5 or more consecutive conference road games	6 games (March 23-April 27, 2013)
Lost 6 or more consecutive conference road games	6 games (March 23-April 27, 2013)
Lost 7 or more consecutive conference road games	8 games (April 4-May 10, 2008)
Lost 8 or more consecutive conference road games	8 games (April 4-May 10, 2008)
Lost 9 or more consecutive conference road games	9 games (April 1-May 19, 2007)
Shutout an opponent	vs. #24 Dallas Baptist, 3-0 (June 2, 2019)
Shutout an opponent on Opening Day	vs. Northern Illinois, 8-0 (Feb. 15, 2013)
Shutout an opponent at home	vs. #24 Dallas Baptist, 3-0 (June 2, 2019)
Shutout a Big 12 opponent at home	vs. Oklahoma, 5-0 (March 24, 2016)
Shutout an opponent on the road	at West Virginia (Apr. 14, 2019)
Shutout a Big 12 opponent on the road	at West Virginia (Apr. 14, 2019)

Shutout an opponent on a neutral field	vs. Nevada-Reno @ Phoenix, Ariz., 4-0 (Feb. 21, 1998)
Shutout a midweek opponent at home	New Mexico State, 7-0 (Feb. 26, 2019)
Shutout a midweek opponent on the road	at #27 Dallas Baptist, 5-0 (May 8, 2012)
Shutout back-to-back opponents	at UTSA, 5-0 & 3-0 (Feb. 24-25, 2018)
Was shutout	vs. West Virginia, 0-2 (May 25, 2019)
Was shutout on Opening Day	vs. #3 Indiana, 0-1 (February 14, 2014)
Was shutout at home	vs. West Virginia, 0-1 (March 29, 2018)
Was shutout at home by a Big 12 opponent	vs. West Virginia, 0-1 (March 29, 2018)
Was shutout on the road	at West Virginia (Apr. 12, 2019)
Was shutout on the road by a Big 12 opponent	at West Virginia (Apr. 12, 2019)
Was shutout on a neutral field	vs. West Virginia, 0-2 (May 25, 2019)
Was shutout against a midweek opponent at home	vs. Abilene Christian, 0-1 (March 25, 1963)
Was shutout against a midweek opponent on the road	at North Texas, 0-5 (March 16, 1987)
Was shutout against a non-conference opponent on a neutral site	vs. Texas A&M, 0-9 (March 3, 2017)
Run-ruled an opponent	14-3, 7 inn. vs. Northern Colorado (Feb. 16, 2020)
Run-ruled an opponent at home	14-3, 7 inn. vs. Northern Colorado (Feb. 2020)
Run-ruled a Big 12 opponent at home	13-3, 7 inn. vs. #18 Baylor (April 20, 2019)
Run-ruled an opponent on the road	15-5, 7 inn. at #16 Oklahoma State (April 10, 2016)
Run-ruled a Big 12 opponent on the road	15-5, 7 inn. at #16 Oklahoma State (April 10, 2016)
Was run-ruled	2-12, 7 inn. vs. TCU (May 23, 2018)
Was run-ruled at home	1-17, 7 inn. vs. Texas (April 24, 2016)
Was run-ruled by a Big 12 opponent at home	1-17, 7 inn. vs. Texas (April 24, 2016)
Was run-ruled on the road	2-12, 8 inn. at Kansas State (April 7, 2013)
Was run-ruled by a Big 12 opponent on the road	3-17, 7 inn. at Kansas (April 8, 2018)
Played in 14 or more innings	14 innings, vs. TCU (L, 1-3) (May 16, 2019)
Played in 15 or more innings	16 innings, vs. Abilene Christian (W, 6-5) (March 3, 2015)
Played in 16 or more innings	16 innings, vs. Abilene Christian (W, 6-5) (March 3, 2015)
Played in 17 or more innings	17 innings, at Southeastern Oklahoma (L, 1-2) (April 18, 1966)
Won both games of a doubleheader	vs. HBU, Northern Colo.: 24-3 (7), 22-4 (Feb. 15, 2020)
Shutout opponent in both games of a doubleheader	vs. Northern Illinois: 8-0, 5-0 (February 20, 2015)
Lost both games of a doubleheader	at #4 Nebraska: 3-4 (11 inn.), 4-14 (7 inn.) (April 29, 2006)
Was shutout in both games of a doubleheader	vs. #2 Texas: 0-4, 0-10 (April 3, 2004)
Swept a 3-game series at home	vs. Rice (March 5-8, 2020)
Swept a 3-game series at home vs. non-conference opponent	vs. Rice (March 5-8, 2020)
Swept a 3-game series on the road	at Oklahoma (May 3-5, 2019)
Swept a 3-game Big 12 series at home	vs. #16 Oklahoma State (April 26-28, 2019)
Swept a 3-game Big 12 series on the road	at Oklahoma (May 3-5, 2019)
Swept a midweek series at home	2 games, vs. UNLV (March 3-4, 2020)
Swept a midweek series on the road	2 games, at San Diego State (Mar. 5-6, 2019)
Swept a midweek series at a neutral site	2 games, vs. UTSA in San Angelo DH (April 5, 2011)
Swept a four-game series	vs. Northeastern (March 23-25, 2018)
Swept a four-game series against a ranked opponent	vs. No. 11 South Alabama (March 2-4, 2018)
Swept a road series against a ranked opponent	2 games, at #9 Florida State (Feb. 29-March 1, 2020)
Was swept in a 3-game series at home	vs. #8 TCU (March 4-6, 2011)
Was swept in a 3-game series at home vs. non-conference opponent	vs. #8 TCU (March 4-6, 2011)
Was swept in a 3-game series on the road	at #30 Cal State Fullerton (March 6-8, 2015)
Was swept in a 3-game Big 12 series at home	vs. #19 Oklahoma State (May 11-13, 2007)
Was swept in a 3-game Big 12 series on the road	at K-State (April 5-7, 2013)
Swept 3 or more Big 12 series in a season	4, 2016 (vs. OU, vs. KSU, at OSU)
Swept 4 or more Big 12 series in a season	4, 1997 & 2016
Swept 3 or more midweek road/neutral site series in a season	3, 2011 (vs. UTSA, @ UNM, @ MICH)
Was swept in 3 or more Big 12 series in a season	3, 2007 (@ UT, @ MU, vs. OSU)
Was swept in 4 or more Big 12 series in a season	Never Happened
Swept Baylor in a 3-game series at home	2015
Swept Baylor in a 3-game series on the road	Never Happened
Was swept by Baylor in a 3-game series at home	1986
Was swept by Baylor in a 3-game series on the road	2012
Swept Kansas in a 3-game series at home	2017
Swept Kansas in a 3-game series on the road	2016
Was swept by Kansas in a 3-game series at home	Never Happened
Was swept by Kansas in a 3-game series on the road	2014
Swept Kansas State in a 3-game series at home	2018
Swept Kansas State in a 3-game series on the road	1997
Was swept by Kansas State in a 3-game series at home	Never Happened
Was swept by Kansas State in a 3-game series on the road	2013
Swept Oklahoma in a 3-game series at home	2016
Swept Oklahoma in a 3-game series on the road	2019
Was swept by Oklahoma in a 3-game series at home	2006
Was swept by Oklahoma in a 3-game series on the road	2011
Swept Oklahoma State in a 3-game series at home	2019
Swept Oklahoma State in a 3-game series on the road	2018
Was swept by Oklahoma State in a 3-game series at home	2007
Was swept by Oklahoma State in a 3-game series on the road	2012
Swept Texas in a 3-game series at home	Never Happened
Swept Texas in a 3-game series on the road	at Texas (March 17-19, 2017)
Was swept by Texas in a 3-game series at home	1992
Was swept by Texas in a 3-game series on the road	2007
Swept TCU in a 3-game series at home	1989
Swept TCU in a 3-game series on the road	Never Happened
Was swept by TCU in a 3-game series at home	2011
Was swept by TCU in a 3-game series on the road	2010



2020 SEASON REVIEW

THE LAST TIME A TEXAS TECH TEAM...

Swept West Virginia in a 3-game series at home _____ 2014
 Swept West Virginia in a 3-game series on the road _____ Never Happened
 Was swept by West Virginia in a 3-game series at home _____ Never Happened
 Was swept by West Virginia in a 3-game series on the road _____ Never Happened

Defeated a Top 25 ranked team _____ at #9 Florida State (Mar. 1, 2020)
 Defeated a Top 25 ranked team at home _____ vs. #9 Oklahoma State, 8-6 (June 9, 2019)
 Defeated a Top 25 ranked team on the road _____ at #9 Florida State (Mar. 1, 2020)
 Defeated a Top 25 ranked team at a neutral site _____ vs. #15 Stanford, 7-2 (Feb. 22, 2020)

Defeated a Top 25 ranked non-conference team _____ vs. #9 Florida State (Mar. 1, 2020)
 Defeated a Top 25 ranked non-conference team (home) _____ vs. #24 DBU, 3-0 (June 2, 2019)
 Defeated a Top 25 ranked non-conference team (road) _____ at #9 Florida State (Mar. 1, 2020)
 Defeated a Top 25 ranked non-conference team (neutral) _____ vs. #15 Stanford, 7-2 (Feb. 22, 2020)
 Defeated a Top 25 ranked Big 12 team _____ vs. #9 Oklahoma State (June 9, 2019)
 Defeated a Top 25 ranked Big 12 team at home _____ vs. #9 Oklahoma State (June 9, 2019)
 Defeated a Top 25 ranked Big 12 team on the road _____ at #10 Texas, 3-0 (Mar. 16, 2019)
 Defeated a Top 25 ranked Big 12 team at a neutral site _____ vs. #2 TCU, 8-1 (May 21, 2015)

Defeated a Top 20 ranked team _____ at #9 Florida State (Mar. 1, 2020)
 Defeated a Top 20 ranked team at home _____ vs. #9 Oklahoma State, 8-6 (June 9, 2019)
 Defeated a Top 20 ranked team on the road _____ at #9 Florida State (Mar. 1, 2020)
 Defeated a Top 20 ranked team at a neutral site _____ vs. #15 Stanford, 7-2 (Feb. 22, 2020)

Defeated a Top 15 ranked team _____ at #9 Florida State (Mar. 1, 2020)
 Defeated a Top 15 ranked team at home _____ vs. #9 Oklahoma State, 8-6 (June 9, 2019)
 Defeated a Top 15 ranked team on the road _____ at #9 Florida State (Mar. 1, 2020)
 Defeated a Top 15 ranked team at a neutral site _____ vs. #15 Stanford, 7-2 (Feb. 22, 2020)

Defeated a Top 10 ranked team _____ at #9 Florida State (Mar. 1, 2020)
 Defeated a Top 10 ranked team at home _____ vs. #9 Oklahoma State, 8-6 (June 9, 2019)
 Defeated a Top 10 ranked team on the road _____ at #9 Florida State (Mar. 1, 2020)
 Defeated a Top 10 ranked team at a neutral site _____ vs. #5 Arkansas, 5-4 (June 17, 2019)

Defeated a Top 5 ranked team _____ vs. #5 Arkansas, 5-4 (June 17, 2019)
 Defeated a Top 5 ranked team at home _____ vs. #2 TCU, 21-3 (April 30, 2017)
 Defeated a Top 5 ranked team on the road _____ at #4 Louisville, 8-4 (March 13, 2018)
 Defeated a Top 5 ranked team at a neutral site _____ vs. #5 Arkansas, 5-4 (June 17, 2019)

Defeated a #1 ranked team _____ vs. #1 Florida, 6-3 (June 17, 2018)
 Defeated a #1 ranked team on the road _____ at #1 Cal State Fullerton, 11-5 (May 27, 2001)
 Defeated a #1 ranked team at a neutral site _____ vs. #1 Florida, 6-3 (June 17, 2018)

Won a series vs. a Top 25 ranked team _____ vs. #9 Oklahoma State: 8-6, 5-6, 8-6 (June 7-9, 2019)
 Won a series vs. a Top 10 ranked team _____ vs. #9 Oklahoma State: 8-6, 5-6, 8-6 (June 7-9, 2019)
 Won a series vs. a Top 25 ranked team (home) _____ vs. #9 Oklahoma State: 8-6, 5-6, 8-6 (June 7-9, 2019)
 Won a series vs. a Top 10 ranked team at home _____ vs. #9 Oklahoma State: 8-6, 5-6, 8-6 (June 7-9, 2019)
 Won a series vs. a Top 25 ranked team on the road _____ at #14 OSU: 9-4, 14-6, 7-3 (May 17-19, 2018)
 Swept a series vs. a Top 25 ranked team _____ vs. #16 Oklahoma State: 12-4, 10-2, 5-2 (April 26-28, 2019)
 Swept a two-game series vs. a Top 25 team _____ at #9 Florida State: 6-5 (11), 4-3 (Feb. 29-March 1, 2020)
 Swept a two-game series vs. a Top 25 team (road) _____ at #9 Florida State: 6-5 (11), 4-3 (Feb. 29-March 1, 2020)
 Played to a tie _____ vs. Kansas State, 11-11 (10) (April 15, 2006)

Hit back-to-back home runs _____ Cal Conley, Brian Klein, vs. Northern Colo., 2nd Inn. (Feb. 15, 2020)
 Hit back-to-back-to-back HRs _____ J. Jung, N. Rombach, C. Conley vs. HBU, 3rd Inn. (Feb. 15, 2020)
 Homered on consecutive pitches _____ C. Warren, Dru Baker, at New Mexico, 4th Inn. (April 2, 2019)
 Hit 2 or more home runs in an inning _____ 3, vs. Northern Colorado 2nd Inn. (Feb. 15, 2020)
 Hit 3 or more home runs in an inning _____ 3, vs. HBU, 3rd Inn. (Feb. 15, 2020)
 Hit 4 or more home runs in an inning _____ 4, vs. Maine (Feb. 17, 2018)
 Hit 3 or more home runs in a game _____ 3, vs. UNLV (March 4, 2020)
 Hit 4 or more home runs in a game _____ 4, vs. Northern Colorado (Feb. 15, 2020)
 Hit 5 or more home runs in a game _____ 7, vs. Houston Baptist (Feb. 15, 2020)
 Hit 6 or more home runs in a game _____ 7, vs. Houston Baptist (Feb. 15, 2020)
 Hit 7 or more home runs in a game _____ 7, vs. Houston Baptist (Feb. 15, 2020)
 Hit 8 or more home runs in a game _____ 8, vs. Missouri (April 5, 1997)
 Hit 2 grand slams in a week _____ Grant Little (April 13), Cameron Warren (April 14, 2018)
 Hit multiple grand slams in a season _____ 3, (Neuse (2), Warren) (2019)
 Hit 3 or more grand slams in a season _____ 3, (Neuse (2), Warren) (2019)
 Hit 4 or more grand slams in a season _____ 4, Blair (3), Edwards (1) (2005)

Homered in 3 or more consecutive innings _____ 3, vs. #5 Arkansas (June 17, 2019)
 Homered in 5 or more consecutive games _____ 8 games (May 31-June 17, 2019)
 Homered in 6 or more consecutive games _____ 8 games (May 31-June 17, 2019)
 Homered in 7 or more consecutive games _____ 8 games (May 31-June 18, 2019)
 Homered in 10 or more consecutive games _____ 13 games (March 3-23, 2002)
 Homered in 13 or more consecutive games _____ 13 games (March 3-23, 2002)

Scored 10 or more runs in 3 consecutive games _____ 3 games (Feb. 15-16, 2020)
 Scored 10 or more runs in 4 consecutive games _____ 4 games (March 6-10, 2019)
 Scored 10 or more runs in 5 consecutive games _____ 2000 (Feb. 2-8, 2000)
 Scored 15 or more runs in a game _____ 22, vs. Northern Colorado (Feb. 15, 2020)
 Scored 20 or more runs in a game _____ 22, vs. Northern Colorado (Feb. 15, 2020)
 Scored 25 or more runs in a game _____ 26, vs. K-State (April 14, 2018)
 Scored 27 or more runs in a game _____ 27, at New Mexico (April 26, 2017)
 Scored 31 or more runs in a game _____ 31, vs. College of the Southwest (March 25, 1997)
 Scored 10 or more runs in a loss _____ 10-11 (11 Inn.), vs. #18 Baylor (April 18, 2019)
 Scored 13 or more runs in a loss _____ 13-14, at New Mexico (April 25, 2012)
 Scored 15 or more runs in a loss _____ 16-26, vs. Dallas Baptist (May 7, 2005)
 Scored 16 or more runs in a loss _____ 16-26, vs. Dallas Baptist (May 7, 2005)
 Scored 17 or more runs in a loss _____ 17-23, vs. New Mexico State (February 5, 2000)
 Scored 18 or more runs in a loss _____ 18-19, at Lubbock Christian (March 8, 1986)
 Scored 19 or more runs in a loss _____ 19-20, vs. Baylor (March 24, 1984)
 Scored 20 or more runs in a loss _____ 20-25, at McMurry (1928)
 Scored 10 or more unanswered runs _____ 19, vs. UTRGV (May 1, 2019)
 Scored 15 or more unanswered runs _____ 19, vs. UTRGV (May 1, 2019)
 Scored 20 or more unanswered runs _____ 20, vs. K-State (April 13, 2018)
 Scored 25 or more unanswered runs _____ 25, vs. Howard (January 26, 2001)

Scored in 5 consecutive innings _____ 13, vs. HBU (1st) - Northern Colorado (6th) (Feb. 15, 2020)
 Scored in 8 consecutive innings _____ 13, vs. HBU (1st) - Northern Colorado (6th) (Feb. 15, 2020)
 Scored in 13 consecutive innings _____ 13, vs. HBU (1st) - Northern Colorado (6th) (Feb. 15, 2020)
 Scored 5 or more runs in the first inning _____ 5, vs. Northern Colorado (Feb. 15, 2020)
 Scored 7 or more runs in the first inning _____ 9, vs. Maine (Feb. 17, 2018)
 Scored 9 or more runs in the first inning _____ 9, vs. Maine (Feb. 17, 2018)
 Scored 10 or more runs in the first inning _____ 10, vs. UTSA (February 25, 2008)
 Scored in the first inning in 4 or more consecutive games _____ 4, 2020 (Feb. 22-26, 2020)
 Scored in the first inning in 5 or more consecutive games _____ 5, 2012 (February 17-24, 2012)
 Scored in the first inning in 6 or more consecutive games _____ 6, 2008 (March 9-18, 2008)
 Scored 7 or more runs in an inning _____ 10 (2nd inn.) vs. Houston Baptist (Feb. 15, 2020)
 Scored 8 or more runs in an inning _____ 10 (2nd inn.) vs. Houston Baptist (Feb. 15, 2020)
 Scored 9 or more runs in an inning _____ 10 (2nd inn.) vs. Houston Baptist (Feb. 15, 2020)
 Scored 10 or more runs in an inning _____ 10 (2nd inn.) vs. Houston Baptist (Feb. 15, 2020)
 Scored 11 or more runs in an inning _____ 13 (4th inn.) vs. Kansas (April 6, 2019)
 Scored 13 or more runs in an inning _____ 13 (4th inn.) vs. Kansas (April 6, 2019)
 Scored 4 or more runs in 3 different innings vs. Rice: 5th (5), 6th (5), 7th (4) (March. 7, 2019)
 Scored 4 or more runs in 4 different innings vs. Alabama A&M: 1st (5), 3rd (4), 5th (5), 6th (7) (March 14, 2012)
 Scored 10 or more runs in a road game _____ 10, at Oklahoma (May 3, 2019)
 Scored 15 or more runs in a road game _____ 15, at New Mexico (April 2, 2019)
 Scored 20 or more runs in a road game _____ 20, at New Mexico (April 17, 2018)
 Scored 24 or more runs in a road game _____ 27, at New Mexico (April 26, 2017)
 Scored 25 or more runs in a road game _____ 27, at New Mexico (April 26, 2017)

Allowed 10 or more runs in a loss _____ 11 (11 Inn.) vs. #18 Baylor (April 18, 2019)
 Allowed 10 or more runs in a win _____ 11, vs. UTRGV (May 1, 2019)
 Allowed 15 or more runs in a game _____ 17, at Kansas (April 8, 2018)
 Allowed 20 or more runs in a game _____ 22, vs. #13 Texas (March 20, 2008)
 Allowed 7 or more runs in an inning _____ 9 (2nd inn.), vs. UTRGV (May 1, 2019)
 Allowed 8 or more runs in an inning _____ 9 (2nd inn.), vs. UTRGV (May 1, 2019)
 Allowed 9 or more runs in an inning _____ 9 (2nd inn.), vs. UTRGV (May 1, 2019)
 Allowed 10 or more runs in an inning _____ 10, vs. Houston (March 7, 2010)
 Allowed 5 or more runs in the first inning _____ 8, vs. Oregon (Feb. 16, 2019)
 Allowed 6 or more runs in the first inning _____ 8, vs. Oregon (Feb. 16, 2019)
 Allowed 7 or more runs in the first inning _____ 8, vs. Oregon (Feb. 16, 2019)
 Allowed 8 or more runs in the first inning _____ 8, vs. Oregon (Feb. 16, 2019)
 Allowed 9 or more runs in the first inning _____ 9, at Kansas State (April 6, 2013)

Overcame a deficit of 4 or more runs in a win _____ 7, vs. Rice: 1-8, Won - 19-12 (March 7, 2019)
 Overcame a deficit of 5 or more runs in a win _____ 7, vs. Rice: 1-8, Won - 19-12 (March 7, 2019)
 Overcame a deficit of 6 or more runs in a win _____ 7, vs. Rice: 1-8, Won - 19-12 (March 7, 2019)
 Overcame a deficit of 7 or more runs in a win _____ 7, vs. Rice: 1-8, Won - 19-12 (March 7, 2019)
 Overcame a deficit of 8 or more runs in a win _____ 9, vs. UTRGV: 0-9, Won - 19-11 (May 1, 2019)
 Overcame a deficit of 9 or more runs in a win _____ 9, vs. UTRGV: 0-9, Won - 19-11 (May 1, 2019)
 Overcame a deficit of 3 or more runs in the 9th to win 5, at #22 Oklahoma State: 2-7, Won - 11-8 (May 16, 2004)
 Overcame a deficit of 4 or more runs in the 9th to win 5, at #22 Oklahoma State: 2-7, Won - 11-8 (May 16, 2004)
 Overcame a deficit of 5 or more runs in the 9th to win 5, at #22 Oklahoma State: 2-7, Won - 11-8 (May 16, 2004)
 Won when trailing after 8 innings in back-to-back games _____ at No. 14 Baylor/at Dallas Baptist (March 20, 22, 2011)

Squandered a lead of 4 or more runs in a loss _____ 6, at New Mexico: 8-2 - Lost 9-12 (April 2, 2019)
 Squandered a lead of 5 or more runs in a loss _____ 6, at New Mexico: 8-2 - Lost 9-12 (April 2, 2019)
 Squandered a lead of 6 or more runs in a loss _____ 6, at New Mexico: 8-2 - Lost 9-12 (April 2, 2019)
 Squandered a lead of 7 or more runs in a loss _____ 8, at Kansas State: 10-2 - Lost 12-13 (April 17, 2005)
 Squandered a lead of 8 or more runs in a loss _____ 8, at Kansas State: 10-2 - Lost 12-13 (April 17, 2005)
 Squandered a multiple-run lead in the 9th in a loss _____ 2, vs. Baylor: 6-4 - Lost 7-12 (10) (March 24, 2017)

Had 15 or more hits in a game _____ 17, vs. UNLV (March 4, 2020)
 Had 15 or more hits in a win _____ 17, vs. UNLV (March 4, 2020)
 Had 20 or more hits in a win _____ 26, vs. Northern Colorado (Feb. 15, 2020)
 Had 25 or more hits in a win _____ 26, vs. Northern Colorado (Feb. 15, 2020)
 Had 30 or more hits in a game _____ 32, vs. College of the Southwest (March 25, 1997)
 Had 50 or more hits in a Big 12 series _____ 52, vs. K-State (April 13-15, 2018)
 Had 15 or more hits in a loss _____ 15, vs. #18 Baylor (April 18, 2019)
 Had 16 or more hits in a loss _____ 18, vs. #22 Oklahoma State (May 20, 2011)
 Had 20 or more hits in a loss _____ 22, at #14 Baylor (March 19, 2011)

Had at least 15 hits in back-to-back games _____ 19 hits vs. HBU, 26 hits vs. Northern Colo. (Feb. 15, 2020)
 Had at least 19 hits in back-to-back games _____ 19 hits vs. HBU, 26 hits vs. Northern Colo. (Feb. 15, 2020)
 Had at least 10 hits in 5 or more consecutive games _____ 9 games (May 1-May 22, 2019)
 Had at least 10 hits in 8 or more consecutive games _____ 9 games (May 1-May 22, 2019)
 Had at least 10 hits in 9 or more consecutive games _____ 9 games (February 14-March 3, 2006)
 Had at least 10 hits in 10 or more consecutive games _____ 10 games (February 1-18, 2003)
 Had 4 or more consecutive hits _____ 5 (2B-1B-2B-1B-HR), vs. UNLV, 8 Inn. (March 4, 2020)
 Had 5 or more consecutive hits _____ 5 (2B-1B-2B-1B-HR), vs. UNLV, 8 Inn. (March 4, 2020)
 Had 6 or more consecutive hits 8 (2B-1B-1B-2B-1B-1B-1B), vs. Howard Payne, 2nd inn. (April 7, 2004)
 Had at least 1 base hit in every inning of a game _____ 17 hits, vs. UNLV (March 4, 2020)
 Had 7 or more consecutive batters reach base safely _____ 8, vs. Kansas, 4th inn. (April 6, 2019)
 Had 8 or more consecutive batters reach base safely _____ 8, vs. Kansas, 4th inn. (April 6, 2019)
 Had 9 or more consecutive batters reach base safely _____ 12, vs. Maine, 2nd inn. (Feb. 18, 2018)

Had 5 or more extra-base hits in an inning _____ 5, at New Mexico (4th inn. (April 2, 2019)
 Had 6 or more extra-base hits in an inning _____ 6, vs. Maine, 1st inn. (Feb. 17, 2018)
 Had 7 or more extra-base hits in an inning _____ 7, at Kansas, 2nd inn. (April 25, 2010)
 Had 8 or more extra-base hits in a game _____ 9, vs. UNLV (March 4, 2020)
 Had 9 or more extra-base hits in a game _____ 9, vs. UNLV (March 4, 2020)
 Had 11 or more extra-base hits in a game _____ 11, vs. Houston Baptist (Feb. 15, 2020)
 Had 13 or more extra-base hits in a game _____ 13, at New Mexico (April 17, 2018)
 Had not allowed an extra-base hit in a game _____ vs. UNLV (March 4, 2020)
 Had not allowed an extra-base hit in a Big 12 game _____ at West Virginia (Apr. 14, 2019)
 Had all 9 starters score a run in a game _____ 24 runs, vs. Houston Baptist (Feb. 15, 2020)
 Had all 9 starters with a base hit in a game _____ 17 hits, vs. UNLV (March 4, 2020)
 Had 3 players score 3 runs each in a game _____ Neuse (4), Jung (3), Rumfield (3), Conley (3) vs. Houston Baptist (Feb. 15, 2020)
 Had 5 players with 3 hits _____ Holt (3), Klein (4), Jung (4), Little (3), Davis (5), vs. K-State (April 14, 2018)
 Had 5 or more players score multiple runs in a game _____ 5, vs. Northern Colorado (Feb. 16, 2020)



THE LAST TIME A TEXAS TECH TEAM...

Had 6 or more players score multiple runs in a game _____ 6, vs. Northern Colorado (Feb. 15, 2020)
 Had 7 or more players score multiple runs in a game _____ 7, vs. Houston Baptist (Feb. 15, 2020)
 Had 7 or more players finish with a multi-hit game _____ 8, vs. Northern Colorado (Feb. 15, 2020)
 Had 8 or more players finish with a multi-hit game _____ 8, vs. Northern Colorado (Feb. 15, 2020)

Had 5 or more doubles in a game _____ 5, vs. UNLV (March 4, 2020)
 Had 6 or more doubles in a game _____ 7, at Oklahoma (May 5, 2019)
 Had 7 or more doubles in a game _____ 7, at Oklahoma (May 5, 2019)
 Had 10 or more doubles in a game _____ 12, at Kansas (April 25, 2010)
 Allowed 5 or more doubles in a game _____ 5, vs. Oregon (Feb. 16, 2019)
 Allowed 6 or more doubles in a game _____ 6, vs. Oral Roberts (March 17, 2015)
 Allowed 7 or more doubles in a game _____ 7, vs. Baylor (May 17, 2008)

Had 3 or more triples in a game _____ 4, at New Mexico (April 17, 2018)
 Had 4 or more triples in a game _____ 4, at New Mexico (April 17, 2018)
 Had 5 or more triples in a game _____ 5, vs. New Mexico State (March 7, 2014)

Allowed 2 or more triples in a game _____ 2, vs. UTRGV (May 1, 2019)
 Allowed 3 or more triples in a game _____ 4, at #10 Arizona State (March 6, 2012)
 Allowed 4 or more triples in a game _____ 4, at #10 Arizona State (March 6, 2012)

Allowed 3 or more home runs in a game _____ 3, vs. #9 Oklahoma State (June 9, 2019)
 Allowed 4 or more home runs in a game _____ 4, at Kansas State (April 6, 2013)
 Allowed 5 or more home runs in a game _____ 7, vs. Gonzaga (March 10, 2010)
 Allowed 6 or more home runs in a game _____ 7, vs. Gonzaga (March 10, 2010)
 Allowed 7 or more home runs in a game _____ 7, vs. Gonzaga (March 10, 2010)

Did not draw a walk in a game _____ vs. #17 West Virginia (May 25, 2019)
 Combined with opponent to allow 0 walks in a game _____ at Oklahoma State (April 22, 2012)
 Walked 13 or more times in a game _____ 13, at UTSA (Feb. 26, 2018)
 Walked 14 or more times in a game _____ 14, vs. Houston (March 7, 2010)
 Walked 15 or more times in a game _____ 15, vs. Western Illinois (February 20, 2005)
 Allowed 0 walks in a game _____ vs. #18 Baylor (April 20, 2019)
 Allowed 0 walks in back-to-back games _____ vs. Texas State (March 7-8, 2003)
 Allowed 1 walk in a 3-game series _____ vs. Iowa State (April 7-8, 2001)
 Allowed 14 or more walks in a game _____ 14, at TCU (April 29, 2018)
 Allowed 14 or more walks in a game _____ 14, at TCU (April 29, 2018)

Did not strikeout in a game _____ vs. Kansas (April 6, 2019)
 Struck out 12 or more times in a game _____ 12, vs. #10 Mississippi State (March 10, 2020)
 Struck out 15 or more times in a game _____ 19, vs. #9 Florida State (Feb. 29, 2020)
 Struck out 18 or more times in a game _____ 19, vs. #9 Florida State (Feb. 29, 2020)
 Did not strikeout an opposing batter in a game _____ at Missouri (March 30, 2001)
 Struck out 13 or more opposing batters in a game _____ 19, vs. #9 Florida State (Feb. 29, 2020)
 Struck out 15 or more opposing batters in a game _____ 19, vs. #9 Florida State (Feb. 29, 2020)
 Struck out 20 or more opposing batters in a game _____ 21, vs. TCU (May 16, 2019)
 Struck out 8 or more opposing batters in 5 consecutive games _____ 15 games (June 17, 2019-March 1, 2020)
 Struck out 8 or more opposing batters in 8 consecutive games _____ 15 games (June 17, 2019-March 1, 2020)
 Pitching staff held opponent scoreless for 10 consecutive inn. in a game _____ 10, vs. TCU (May 16, 2019)
 Pitching staff held opponent scoreless for 11 consecutive inn. in a game _____ 11, vs. Baylor (April 11, 2015)

Pitching staff held opponents 15 or more consecutive scoreless innings _____ 16, March 15-17, 2019
 Pitching staff held opponents 20 or more consecutive scoreless innings _____ 37, February 18-26, 2018
 Pitching staff held opponents 25 or more consecutive scoreless innings _____ 37, February 18-26, 2018
 Pitching staff held opponents 30 or more consecutive scoreless innings _____ 37, February 18-26, 2018
 Pitching staff held opponents 35 or more consecutive scoreless innings _____ 37, February 18-26, 2018

Had 5 or more hit batters in a game _____ 5, vs. Northern Colorado (Feb. 15, 2020)
 Had 6 or more hit batters in a game _____ 6, vs. Alabama A&M (March 14, 2012)
 Allowed 5 or more hit batters in a game _____ 7, vs. Kentucky (Feb. 24, 2019)
 Allowed 6 or more hit batters in a game _____ 7, vs. Kentucky (Feb. 24, 2019)

Had 5 or more stolen bases in a game _____ 6, vs. Western Illinois (February 18, 2017)
 Had 6 or more stolen bases in a game _____ 7, vs. Alabama A&M (March 13, 2012)
 Had 7 or more stolen bases in a game _____ 7, vs. Alabama A&M (March 13, 2012)
 Had 8 or more stolen bases in a game _____ 8, vs. Texas A&M-Corpus Christi (April 2, 2008)
 Had 10 or more stolen bases in a game _____ 10, vs. #13 Oklahoma (April 24, 2004)

Left 14 or more runners on base _____ 20, vs. Northern Colorado (Feb. 15, 2020)
 Left 15 or more runners on base _____ 20, vs. Northern Colorado (Feb. 15, 2020)
 Left 16 or more runners on base _____ 20, vs. Northern Colorado (Feb. 15, 2020)
 Left 18 or more runners on base _____ 20, vs. Northern Colorado (Feb. 15, 2020)
 Left 20 or more runners on base _____ 20, vs. Northern Colorado (Feb. 15, 2020)

Hit into 3 or more double plays _____ 3, vs. UNLV (March 3, 2020)
 Hit into 4 or more double plays _____ 4, vs. UTSA (Feb 25, 2018)
 Hit into 5 or more double plays _____ 5, vs. Oral Roberts (February 23, 2014)
 Turned 3 or more double plays _____ 3, vs. TCU (May 17, 2019)
 Turned 4 or more double plays _____ 4, vs. Delaware (June 2, 2017)
 Turned 5 or more double plays _____ 5, vs. Oral Roberts (March 18, 2015)

Committed 4 or more errors in a game _____ 4, vs. UTRGV (May 1, 2019)
 Committed 5 or more errors in a game _____ 5, vs. WVU (May 25, 2018)
 Committed 6 or more errors in a game _____ 6, vs. Kansas State (April 15, 2006)
 Committed 4 or more errors in back-to-back games _____ vs. UTRGV (April 30-May 1, 2019)

Threw back-to-back complete games _____ vs. #24 Baylor (March 31, 2006) & vs. #24 Baylor (April 1, 2006)
 Combined on a no-hitter _____ 4 pitchers (Beck, Kirk, Boesinger, Shipley) vs. College of the Southwest (March 20, 1990)
 Combined on a one-hitter _____ 2 pitchers (Kilian, Beeter) at #10 Texas (Mar. 16, 2019)
 Combined on a two-hitter _____ 5 pitchers (Gonzalez, Mushinski, Patterson, Kilian, Davis) vs. New Mexico State (February 21, 2017)
 Combined on a three-hitter _____ 2 pitchers (Cameron Smith/Corey Taylor) at Baylor (March 16, 2014)

HITTING

Hit back-to-back home runs _____ Cal Conley, Brian Klein vs. Northern Colo. 2nd inn. (May 17, 2019)
 Hit a home run to lead off a game _____ Gabe Holt at #14 OSU (May 19, 2018)
 Hit a home run for first career hit _____ Nate Rombach (3-run) vs. Houston Baptist (Feb. 15, 2020)
 Hit a home run in career debut _____ Michael Davis (2-run) vs. San Francisco (Feb. 14, 2015)
 Hit an inside-the-park home run _____ Cal Conley (solo) vs. Northern Colorado (Feb. 15, 2020)
 Hit a pinch-hit home run _____ Zach Rheams (2-run) at Baylor (March 18, 2018)
 Had a pitcher hit a home run _____ Quinn Carpenter (solo) at Oral Roberts (April 7, 2015)
 Hit a grand slam _____ Dylan Neuse vs. #18 Baylor (April 20, 2019)
 Hit 2 grand slams in a week _____ Tyler Neslony vs. #3 Indiana/vs. Oral Roberts (Feb. 15/Feb. 22, 2014)
 Hit a grand slam on the road _____ Cameron Warren at San Diego State (March 6, 2019)
 Hit a grand slam for first career home run _____ Ryan Long at #30 Cal State Fullerton (March 8, 2015)
 Hit a grand slam (freshman) _____ Gabe Holt at Kansas (April 6, 2018)
 Hit 2 grand slams in a season _____ Dylan Neuse (2019)
 Hit 3 grand slams in a season _____ Cameron Blair (2005)
 Hit a home run in the 9th inning to tie game _____ Dru Baker, at #9 Florida State (Feb. 29, 2020)
 Hit a game-winning home run _____ Cameron Warren at Oklahoma (7th, 3-Run HR) (May 3, 2019)
 Hit a walk-off home run _____ Cody Masters vs. #18 Baylor (7th, 2-Run HR) (April 20, 2019)
 Hit an extra-inning home run _____ Orlando Garcia vs. Baylor (12th, Solo HR) (April 10, 2015)
 Hit an extra-inning, walk-off home run _____ Orlando Garcia vs. Baylor (12th, Solo HR) (April 10, 2015)
 Hit 2 game-winning HR in a week _____ Stephen Hagen at New Mexico State (May 1, 2012) at #9 Texas A&M (May 6, 2012)
 Hit 2 home runs in an inning _____ Cameron Blair (2-run/solo - 9th inn.) at Oklahoma State (May 16, 2004)
 Hit 2 or more home runs in a game _____ Jace Jung (2) vs. UNLV (March 4, 2020)
 Hit 3 or more home runs in a game _____ Nate Rombach vs. Northern Colorado (Feb. 15, 2020)
 Hit 4 or more home runs in a game _____ Johnny Vidales & Todd Howey vs. Sul Ross (March 20, 1984)
 Homered in consecutive innings _____ Nate Rombach vs. Northern Colorado, 2nd & 3rd inn. (Feb. 15, 2020)
 Homered in consecutive at-bats _____ Nate Rombach vs. Northern Colorado, 2nd & 3rd inn. (Feb. 15, 2020)
 Homered in consecutive games _____ Nate Rombach vs. Northern Colorado (Feb. 15, 2020)
 Homered in 3 consecutive games _____ Nate Rombach vs. Houston Baptist, Northern Colorado (Feb. 15, 2020)
 Homered in 4 consecutive games _____ Eric Gutierrez vs. Baylor (May 16-18), vs. #15 Kansas State (May 23, 2013)

Hit for the cycle _____ Josh Jung at New Mexico (April 17, 2018)
 Hit for the natural cycle _____ Jon Weber (1B, 2B, BB, 3B, HR) vs. Southwest Texas (April 20, 1999)
 Hit for the cycle in a Big 12 game _____ Never Happened
 Hit for the cycle in a non-Big 12 game _____ Josh Jung at New Mexico (April 17, 2018)
 Had a 10-game hit streak _____ Brian Klein, 12 games (Feb. 23-March 10, 2020)
 Had a 14-game hit streak _____ Dylan Neuse, 14 games (Feb. 14-March 4, 2020)
 Had a 20-game hit streak _____ Gabe Holt, 20 games (May 6, 2018-Feb. 17, 2019)
 Had a 25-game hit streak _____ Gera Alvarez, 30 games (March 3-April 27, 2002)
 Had a 30-game hit streak _____ Gera Alvarez, 30 games (March 3-April 27, 2002)

Reached base safely in at least 25 consecutive games _____ Gabe Holt 31 games (Apr. 2-May 25, 2019)
 Reached base safely in at least 32 consecutive games _____ Gabe Holt 32 games (May 6, 2018 -Mar. 21, 2019)
 Reached base safely in at least 35 consecutive games _____ Tyler Neslony 37 games (March 25-June 15, 2014)
 Reached base safely in at least 39 consecutive games _____ Jamodrick McGruder 39 games (May 23, 2010-April 15, 2011)
 Reached base safely in at least 40 consecutive games _____ Cameron Blair 53 games (May 22, 2004-May 16, 2005)
 Reached base safely in at least 50 consecutive games _____ Cameron Blair 53 games (May 22, 2004-May 16, 2005)

Reached base in 7 or more consecutive plate appearances _____ Dru Baker, 7 (Feb. 22-23, 2020)
 Reached base in 8 or more consecutive plate appearances _____ Dylan Neuse, 8 (Feb. 15-16, 2020)
 Reached base in 9 or more consecutive plate appearances _____ Braxton Fulford, 11 (April 6-9, 2019)
 Reached base in 10 or more consecutive plate appearances _____ Braxton Fulford, 11 (April 6-9, 2019)

Had a walk-off base hit _____ Brian Klein (1B through RS in 10th) vs. Houston (Feb. 23, 2020)
 Had a walk-off base hit in extra-innings _____ Brian Klein (1B through RS in 10th) vs. Houston (Feb. 23, 2020)
 Had a walk-off walk _____ Michael Davis (BB w/bases loaded in 10th) vs. UNLV (March 22, 2017)
 Had a walk-off balk _____ Josh Jung (BK on 3rd in 10th) vs. #14 OU (April 20, 2018)

Had 7 or more at-bats in a game _____ Gabe Holt, Dylan Neuse, Brian Klein, Josh Jung 7, vs. TCU (May 16, 2019)
 Had 4 or more hits in a game _____ Brian Klein (4), vs. UNLV (March 4, 2020)
 Had 5 or more hits in a game _____ Cal Conley (5), Dylan Neuse (5) vs. Northern Colo. (Feb. 15, 2020)
 Had 6 or more hits in a game _____ Keith Ginter 6, vs. Kansas (April 10, 1998)



2020 SEASON REVIEW

THE LAST TIME A TEXAS TECH INDIVIDUAL...

Scored 4 or more runs in a game _____ Dylan Neuse, 4, vs. Northern Colorado (Feb. 15, 2020)
 Scored 5 or more runs in a game _____ Michael Davis 5, vs. K-State (April 14, 2018)
 Scored 6 or more runs in a game _____ Brian Klein 6, vs. K-State (April 13, 2018)

Hit 3 or more doubles in a game _____ Brian Klein, 3, vs. UNLV (March 4, 2020)

Hit 2 or more triples in a game _____ Cody Farhat 2, at New Mexico (April 26, 2017)
 Hit 3 or more triples in a game _____ Jason Rainey 3, vs. Texas A&M-Corpus Christi (May 1, 2001)
 Hit a triple in consecutive games _____ Dylan Neuse vs. Wichita State (Mar. 9-10, 2019)

Had 3 or more extra-base hits in a game _____ Brian Klein (3B-3B-3B), vs. UNLV (March 4, 2020)
 Had 4 or more extra-base hits in a game _____ Roger Kieschnick 4, vs. Army (2 2B, 1 3B, 1 HR) (February 24, 2008)
 Had 5 or more extra-base hits in a game _____ Roger Kieschnick 5, at New Mexico (2 HR, 2 2B, 1 3B) (February 27, 2007)

Had 6 or more RBI in a game _____ Nate Rombach 7, vs. Houston Baptist (Feb. 15, 2020)
 Had 7 or more RBI in a game _____ Nate Rombach 7, vs. Houston Baptist (Feb. 15, 2020)
 Had 8 or more RBI in a game _____ Josh Jung 8, at New Mexico (April 17, 2018)
 Had 9 or more RBI in a game _____ Grant Little 9, vs. K-State (April 13, 2018)

Had an RBI in 7 or more consecutive games _____ Brian Klein, 7 (March 21-30, 2019)
 Had an RBI in 8 or more consecutive games _____ Chris Richburg, 8 (May 6-20, 2009)

Had 4 or more walks in a game _____ Braxton Fulford 4, vs. Southern (Feb. 26, 2020)
 Had 5 or more walks in a game _____ Todd Ritchie 5, at #20 Oklahoma State (April 5, 2014)
 Had 3 or more intentional walks in a game _____ Barrett Barnes 3, vs. #22 Oklahoma State (May 21, 2011)
 Had 3 or more hit by pitch in a game _____ Cameron Warren 4, vs. Maine (Feb. 18, 2018)

Stole home _____ Zach Davis vs. #12 Texas (March 30, 2014)
 Stole home in back-to-back games _____ Barrett Barnes at #26 TCU vs. Alabama A&M (March 12-13, 2012)
 Had 3 or more stolen bases in a game _____ Gabe Holt 3, at New Mexico (April 3, 2019)
 Had 4 or more stolen bases in a game _____ Willie Rueda 4, vs. Central Arkansas (March 4, 2008)

Had 4 or more strikeouts in a game _____ Dru Baker, 4, at #9 Florida State (Feb. 29, 2020)

Had 10 or more assists in a game _____ Bryant Burleson (2B) 10, at #10 Arizona State (March 6, 2012)
 Had 11 or more assists in a game _____ Gera Alvarez (SS) 11, vs. UT-Pan American (May 12, 2002)
 Hit into a triple play _____ Chris Richburg, at Cal State Northridge (1st inn.) (February 28, 2009)

PITCHING

Had 5 or more consecutive scoreless outings _____ Andrew Devine, 5 (Feb. 23 - March 11, 2020)
 Had 6 or more consecutive scoreless outings _____ Taylor Floyd, 6 (June 1-19, 2019)
 Had 7 or more consecutive scoreless outings _____ Clayton Beeter, 9 (Apr. 13-May 25, 2019)
 Had 8 or more consecutive scoreless outings _____ Clayton Beeter, 9 (Apr. 13-May 25, 2019)
 Had 9 or more consecutive scoreless outings _____ Clayton Beeter, 9 (Apr. 13-May 25, 2019)
 Had 10 or more consecutive scoreless outings _____ Adrian Soto, 10 (February 24-May 12, 2002)

Had a scoreless streak of at least 10 innings _____ Taylor Floyd, 11.1 (June 1-19, 2019)
 Had a scoreless streak of at least 12 innings _____ Taylor Floyd, 12.1 (April 19-May 3, 2019)
 Had a scoreless streak of at least 15 innings _____ Dominic Moreno, 15.2 (April 19-May 3, 2015)
 Had a scoreless streak of at least 20 innings _____ Dylan Dusek, 26.1 (May 6, 2014-February 14, 2015)
 Had a scoreless streak of at least 28 innings _____ Jonny Drozd, 28.0 (May 5, 2013-March 4, 2014)
 Had a scoreless streak of at least 30 innings _____ Trey Masek, 32.1 (February 16-March 16, 2013)

Threw a 7-inning no-hitter _____ Ramey Brandon vs. Eastern New Mexico - 2-0 (April 2, 1962)
 Threw a 9-inning no-hitter _____ Ruben Garcia at Baylor - 1-0 (April 23, 1971)

Carried a no-hitter through 5.0 or more innings _____ Clayton Beeter, 5.0 IP, vs. Florida Atlantic (Feb. 28, 2020)
 Carried a no-hitter through 6.0 or more innings _____ Mason Montgomery, 6.0 IP, at #9 Texas (March 17, 2019)
 Carried a no-hitter through 6.1 or more innings _____ Nathan Fouts, 6.1 IP, vs. Texas State (February 17, 2002)

Retired 17 or more consecutive hitters _____ 19, Caleb Kilian, 9.0 IP (3rd-to-9th), at West Virginia (April 14, 2019)
 Retired 17 or more consecutive hitters in relief _____ 17, Brennan Stewart, 6.1 IP, vs. UTSA (April 5, 2011)

Pitched 10 or more consecutive innings without allowing a walk _____ Micah Dallas, 10.2 IP (Feb. 14-Feb. 29, 2020)
 Pitched 15 or more consecutive innings without allowing a walk _____ Caleb Kilian, 16.0 IP (Apr. 13-27, 2019)
 Pitched 20 or more consecutive innings without allowing a walk _____ Dylan Dusek, 23.0 IP (March 11-April 8, 2014)
 Pitched 25 or more consecutive innings without allowing a walk _____ Chris Sadberry, 26.1 IP (February 15-March 15, 2014)

Pitched 50 or more consecutive IP without allowing a home run _____ Ryan Moseley, 78.1 IP, (June 1, 2014-May 14, 2015)
 Pitched 60 or more consecutive IP without allowing a home run _____ Ryan Moseley, 78.1 IP, (June 1, 2014-May 14, 2015)
 Pitched 90 or more consecutive IP without allowing a home run _____ Jonny Drozd, 91.0 IP, (May 5, 2013-June 17, 2014)
 Pitched 100 or more consecutive IP without allowing a home run _____ Trey Masek, 132.2 IP, (May 26, 2011-May 23, 2013)
 Pitched 120 or more consecutive IP without allowing a home run _____ Trey Masek, 132.2 IP, (May 26, 2011-May 23, 2013)
 Struck out the side in the first inning _____ Hunter Dobbin vs. UNLV (March 4, 2020)
 Struck out the side in the ninth inning _____ Kurk Wilson vs. Rice (March 8, 2020)
 Struck out 4 or more batters in an inning _____ Jose Quezada (4th inn.) vs. New Mexico State (April 18, 2017)
 Struck out 4 or more consecutive hitters _____ 5, John McMillon at #9 Florida State (Feb. 29, 2020)
 Struck out 5 or more consecutive hitters _____ 5, John McMillon at #9 Florida State (Feb. 29, 2020)
 Struck out 6 or more consecutive hitters _____ 6, Bryce Bonnin vs. TCU (May 18, 2019)
 Struck out 7 or more consecutive hitters _____ 8, Ryan Moseley vs. #9 Oklahoma State (April 24, 2015)
 Struck out 8 or more consecutive hitters _____ 8, Ryan Moseley vs. #9 Oklahoma State (April 24, 2015)
 Struck out at least 2 hitters in 5 or more innings in one game _____ 5, Corey Taylor, vs. Utah Valley (March 13, 2013)
 Struck out at least 2 hitters in 6 or more innings in one game _____ 6, Bobby Doran, vs. Missouri (May 1, 2010)
 Had at least one strikeout in 7 consecutive innings in one game _____ 7, Dominic Moreno, at Baylor (March 14, 2014)
 Had at least one strikeout in 8 consecutive innings in one game _____ 8, Trey Masek, vs. La Salle (March 2, 2013)
 Struck out at least 10 batters in 3 outings during season _____ Miles Morgan, 2006

Struck out 10 or more batters in a game _____ 12, Clayton Beeter vs. Rice (March 6, 2020)
 Struck out 11 or more batters in a game _____ 12, Clayton Beeter vs. Rice (March 6, 2020)
 Struck out 12 or more batters in a game _____ 12, Clayton Beeter vs. Rice (March 6, 2020)
 Struck out 13 or more batters in a game _____ 16, Bobby Doran, vs. Missouri (May 1, 2010)
 Struck out 14 or more batters in a game _____ 16, Bobby Doran, vs. Missouri (May 1, 2010)
 Struck out 15 or more batters in a game _____ 16, Bobby Doran, vs. Missouri (May 1, 2010)
 Struck out 16 or more batters in a game _____ 16, Bobby Doran, vs. Missouri (May 1, 2010)

Struck out 7 or more batters in a game in relief _____ 7, John McMillon, at #9 Florida State (Feb. 29, 2020)
 Struck out 8 or more batters in a game in relief _____ 9, Steve Rowe, vs. Kansas State (April 5, 2002)
 Struck out 9 or more batters in a game in relief _____ 9, Steve Rowe, vs. Kansas State (April 5, 2002)

Pitched 7.0 IP or more in career debut (starter) _____ 7.0 IP, Rusty Shellhorn, vs. Tennessee Tech (February 19, 2011)
 Pitched 7.0 IP or more in Big 12 career debut (starter) _____ 7.1, Corey Taylor, vs. TCU (March 29, 2013)
 Pitched 7.1 IP or more in Big 12 career debut (starter) _____ 7.1, Corey Taylor, vs. TCU (March 29, 2013)
 Struck out 6 or more batters in a career debut (starter) _____ 11, Dominic Moreno, vs. Northern Illinois (February 15, 2013)
 Struck out 7 or more batters in a career debut (starter) _____ 11, Dominic Moreno, vs. Northern Illinois (February 15, 2013)
 Struck out 8 or more batters in a career debut (starter) _____ 11, Dominic Moreno, vs. Northern Illinois (February 15, 2013)
 Struck out 9 or more batters in a career debut (starter) _____ 11, Dominic Moreno, vs. Northern Illinois (February 15, 2013)
 Struck out 10 or more batters in a career debut (starter) _____ 11, Dominic Moreno, vs. Northern Illinois (February 15, 2013)
 Struck out 11 or more batters in a career debut (starter) _____ 11, Dominic Moreno, vs. Northern Illinois (February 15, 2013)

Pitched a complete-game loss _____ Trey Masek (8.0 IP) vs. #15 Kansas State (May 23, 2013)

Pitched a 7-inning, complete game _____ Dusty Buck vs. #17 Baylor (May 19, 2002)

Pitched 9 or more innings _____ 9.0, Caleb Kilian at West Virginia (April 14, 2019)
 Pitched 9 or more scoreless innings _____ 9.0, Caleb Kilian at West Virginia (April 14, 2019)
 Pitched a 9-inning, complete game _____ 9.0, Caleb Kilian at West Virginia (April 14, 2019)
 Pitched a 9-inning, complete-game shutout _____ 9.0, Caleb Kilian at West Virginia (April 14, 2019)
 Pitched a 9-inning, complete-game, two-hit shutout _____ 9.0, Caleb Kilian at West Virginia (April 14, 2019)

Pitched 8 or more innings in 4 consecutive starts _____ 4, Trey Masek (February 24-March 16, 2013)
 Pitched back-to-back scoreless starts _____ Cameron Smith vs. West Virginia (May 17), at #3 Miami (Fla.) (June 2, 2014)
 Pitched back-to-back scoreless Big 12 starts _____ Jonny Drozd vs. Oklahoma State (May 5, 2013), vs. Baylor (May 17, 2013)

Pitched 3 or more consecutive scoreless starts _____ 4, Dylan Dusek at DBU (May 6, 2014), vs. West Virginia (May 17)

Pitched 4 consecutive scoreless starts _____ 4, Dylan Dusek at DBU (May 6, 2014), vs. West Virginia (May 17)
 _____ at #3 Miami (Fla.) (June 2), vs. College of Charleston (June 8)

Pitched back-to-back complete games in a DH _____ A.J. Ramos/Chad Bettis at #11 Oklahoma (April 11, 2009)
 Started in back-to-back games _____ Chris Sadberry, 2014 - vs. Oklahoma (May 22), vs. Columbia (May 30)
 Pitched 2 CG in Big 12 play _____ 2, Duke von Schamann, vs. #27 Oklahoma (March 23, 2012), at Kansas (March 30, 2012)
 Pitched 3 CG in Big 12 play _____ 3, Miles Morgan, vs. #16 Texas (March 18, 2006),
 _____ vs. #24 Baylor (March 31, 2006), at #6 Texas (April 13, 2006)

Pitched back-to-back CG _____ Duke von Schamann, vs. #27 Oklahoma (March 23, 2012), at Kansas (March 30, 2012)
 Pitched 3 consecutive CG _____ Chris Phillips at New Mexico (February 2, 2002),
 _____ vs. TCU (February 7, 2002), vs. Houston (February 15, 2002)

