

U S B A N K S T A D I U M



M I N N E A P O L I S , M N



C Beard 4:1

4:1




2019 NCAA DIVISION I MEN'S BASKETBALL CHAMPIONSHIP

TEXAS TECH BASKETBALL



2019 BIG 12 CHAMPIONS
TexasTech.com



17 NCAA TOURNAMENT APPEARANCES

1954 • 1956 • 1961 • 1962 • 1973 • 1976 • 1985 • 1986 • 1993 • 1996 • 2002 • 2004 • 2005 • 2007 • 2016 • 2018 • 2019

G37

TEXAS TECH (30-6) VS MICHIGAN STATE (32-6)



U.S. BANK STADIUM • MINNEAPOLIS, MINNESOTA • SATURDAY, APRIL 6, 2019 • 7:39 P.M.

TV: CBS • NATIONAL RADIO: WESTWOOD ONE • SATELLITE RADIO: SIRIUS 84 / XM 84 • LOCAL RADIO: DOUBLE T 97.3 FM

NCAA CHAMPIONSHIP HISTORY

OVERALL: Texas Tech, 15-18 (17 appearances)

2019: R1: TTU 72, Northern Kentucky 57; R2: TTU 78, Buffalo 58; S16: TTU 63, Michigan 44; E8: TTU 75, Gonzaga 69

LAST YEAR: R1: TTU 70, SFA 60; R2: TTU 69, Florida 66; S16: TTU 78, Purdue 65; E8: Villanova 71, TTU 59

TOURNAMENT NOTE: Tech is in the Final Four for the first time in program history and is now 7-1 in the tournament the last two years.

UP NEXT

NCAA Championship Game

vs. Auburn or Virginia; Monday
Minneapolis, Minnesota

MEDIA COVERAGE

TELEVISION

• **TBS** •

Jim Nantz • Play-by-Play
Bill Raftery • Analyst
Grant Hill • Analyst
Tracy Wolfson • Reporter

RADIO

• **Westwood One** •

Kevin Kugler • Play-by-Play
John Thompson • Analyst
Clark Kellogg • Analyst
Jim Gray • Reporter

• **Double T 97.3 FM** •

Geoff Haxton • Play-by-Play
Chris Level • Analyst

SOCIAL MEDIA

• **Facebook** • www.Facebook.com/TexasTechMBB
• **Twitter • Instagram • Coach Beard** •
[@TexasTechMBB](https://twitter.com/TexasTechMBB) • [@CoachBeardTTU](https://twitter.com/CoachBeardTTU)



Texas Tech senior Norens Odiase is playing in his third NCAA Tournament and is averaging 5.2 rebounds per game this season and is second on the team with 34 blocks.

TexasTech.com Game Notes

TEXAS TECH RED RAIDERS

2018-19 Record 30-6 • 14-4 Big 12
West Region Seed No. 3
Current Rankings AP: 9; USA TODAY: 10; NET: 10
Last Game W • 75-69 • vs. Gonzaga
Head Coach Chris Beard
Texas Tech Record 75-30 • 3rd Season
NCAA Career Record 171-60 • 7th Season
Leading Scorer Jarrett Culver • 18.9 PPG
Leading Rebounder Jarrett Culver • 6.4 RPG

MICHIGAN STATE SPARTANS

2018-19 Record 32-6 • 16-4 Big 10
East Region Seed No. 2
Current Rankings AP: 5; USA TODAY: 6; NET: 8
Last Game W • 68-67 • vs. Duke
Head Coach Tom Izzo
Michigan State Record 606-231 • 24th Season
Career Record 606-231 • 24th Season
Leading Scorer Cassius Winston • 18.9 PPG
Leading Rebounder Kenny Goins • 9.0 RPG

TEXAS TECH RED RAIDER PROBABLE STARTERS (29-5 AS A FIRST-FIVE GROUP)



32	NORENSE ODIASE 6-9 • Senior • Center 4.2 ppg; 5.2 rpg FG: 58.5; 1.0 bpg	13	MATT MOONEY 6-3 • Senior • Guard 11.0 ppg; 3.4 apg. 1.9 spg; 3.2 rpg.	11	TARIQ OWENS 6-10 • Senior • Forward 8.9 ppg; 2.4 bpg 5.8 rpg; FG: 61.3	25	DAVIDE MORETTI 6-3 • Soph. • Guard FG: 50.2; 3PT: 46.3; FT: 92.2; 11.6 ppg.	23	JARRETT CULVER 6-6 • Soph. • Guard 18.9 ppg; 3.8 apg 6.4 rpg; FG: 47.6
-----------	---	-----------	---	-----------	--	-----------	---	-----------	--

Texas Tech vs. Michigan State (Full preview article at www.TexasTech.com)

HEADLINE NEWS: Texas Tech is making its first Final Four appearance where it will take on Michigan State at 7:49 p.m. on Saturday at U.S. Bank Stadium in Minneapolis, Minnesota. The Red Raiders advanced to the Elite Eight last season and are now 7-1 under head coach Chris Beard in the NCAA Tournament the past two seasons. Tech has matched the program's all-time win total at 30 after earning a 75-69 win over Gonzaga last Saturday in the Elite Eight, while the Spartans are back in the Final Four after a 68-67 win over Duke on Sunday. The Red Raiders are led by a senior class of Norens Odiase, Brandone Francis, Tariq Owens and Matt Mooney along with sophomore Jarrett Culver who is a consensus All-America and the first Big 12 Conference Player of the Year in program history. Beard enters Saturday's game with a 75-30 record in three seasons leading the Red Raiders.

STAT RANKINGS: Texas Tech enters the Final Four second in the nation by limiting opponents to a 36.9 shooting percentage, is third in the country with teams scoring only 59.0 points per game and seventh with a 13.9 scoring margin and 179 total blocks through 36 games. The Red Raider defense ranks 10th by holding teams to 29.3 percent on 3-pointers and is 19th with a 3.4 turnover margin advantage. Offensively, Tech is shooting 47.1 percent which is 46th nationally and was the second best within the Big 12 Conference. Individually, Davide Moretti ranks second in the nation at 92.2 percent at the free-throw line where he is 95 of 103 in his sophomore season while Tariq Owens has the seventh most blocks in the nation with 88 and the 12th-best shots-per-game average at 2.44. Jarrett Culver ranks second from the Big 12 with his 18.9 points per game and Matt Mooney was also second in the conference with 1.86 steals per game. With 246 field goals made, Culver ranks second from the conference is 22nd nationally in made shots and 35th with 679 total points.

FINAL FOUR MATCHUPS: Texas Tech will be playing Michigan State for the first time in program history. The Spartans are making their 10th trip to the Final Four with most recent appearance coming in 2015. Tech has also not played Virginia in program history, but could meet up with Auburn for the fifth time. The all-time series against Auburn is tied 2-2 with the last meeting coming in 2016 in Cancun.

PLAYER NOTES: **Jarrett Culver** was named the first Big 12 Conference Player of the Year in program history and has also earned AP, NABC, USBWA and Sporting News All-America honors in a season where he is averaging 18.9 points, 6.5 rebounds and 3.8 assists per game. He was named the West Region Most Outstanding Player after averaging 21.5 points, 6.8 rebounds and 4.5 assist per game in the tournament leading into the Final Four... **Matt Mooney** was named to the West Region All-Tournament team and enters the Final Four averaging 11.8 points per game along with contributing 16 assist and 12 steals through four tournament games. He helped lead the Red Raiders past Gonzaga by scoring 17 points and led the team with five assists. In the win over the Bulldogs, Mooney was 6-for-12 from the field and 4-for-4 at the free-throw line... **Davide Moretti** drilled two crucial 3-pointers late in the win over Gonzaga where he finished with 12 points to help lead the Red Raiders to the Final Four. He has scored in double-digits in 11 straight games after also going 5-for-7 from the field with three 3-pointers against Michigan... **Tariq Owens** is averaging 8.9 points, 5.8 rebounds and 2.4 blocked shots going into the game against the Spartans. Owens transferred to Tech after playing his freshman season at Tennessee and then two years at St. John's. He came to Lubbock with 179 blocked shots and now has 267 in his career.

ONLINE: Full preview, stats, historical information available at TexasTech.com.

MEN'S BASKETBALL CONTACT | WES BLOOMQUIST | WES.BLOOMQUIST@TTU.EDU • CELL: 512.966.6971



TEXAS TECH RED RAIDERS



0 KYLER EDWARDS
6-3 • Freshman • Guard
Arlington, Texas



1 BRANDONE FRANCIS
6-5 • Senior • Guard
La Romana, Dominican Rep.



3 DESHAWN CORPREW
6-5 • Soph. • Forward
Norfolk, Virginia



10 MALIK ONDIGO
6-10 • Soph. • Forward
El Mirage, Arizona



11 TARIQ OWENS
6-10 • Senior • Forward
Odentown, Maryland



13 MATT MOONEY
6-3 • Senior • Guard
Wauconda, Illinois



20 PARKER HICKS
6-5 • Soph. • Guard
Decatur, Texas



21 KHAVON MOORE
6-7 • Freshman • Forward
Macon, Georgia



23 JARRETT CULVER
6-5 • Soph. • Guard
Lubbock, Texas



24 AVERY BENSON
6-3 • Soph. • Guard
Springdale, Arkansas



25 DAVIDE MORETTI
6-3 • Soph. • Guard
Bologna, Italy



30 ANDREW SORRELLS
6-3 • Junior • Guard
North Richland Hills, Texas



32 NORENSE ODIASE
6-9 • Senior • Center
Fort Worth, Texas



35 JOSH MBALLA
6-7 • Freshman • Forward
Bordeaux, France



CHRIS BEARD
Head Coach



MARK ADAMS
Assistant Coach



BRIAN BURG
Assistant Coach



GLYNN CYPRIEN
Assistant Coach



MAX LEFEVRE
Player Development



SEAN SUTTON
Executive Advisor



TIM MACALLISTER
Chief of Staff



CHRIS WILLIAMS
Athletic Trainer



JOHN REILLY
Strength & Conditioning



DARRYL DORA
Graduate Assistant




RONALD ROSS
Graduate Assistant



CASEY PERRIN
Graduate Assistant



ANTHONY JOHNSON
Graduate Assistant



MATT TEMPLE
Graduate Assistant



ELLIOTT DE WIT
Graduate Assistant



GINO SAUCEDO
Graduate Assistant



UNIVERSITY • ATHLETICS DEPARTMENT INFORMATION

Location	Lubbock, Texas
Founded	1923
Enrollment	38,246
Nickname	Red Raiders
Colors	Scarlet (PMS 485c) and Black (Process Black)
Official Mascot	Masked Rider
Unofficial Mascot	Raider Red
Facility • Capacity	United Supermarkets Arena • 15,098
Conference	Big 12 • Charter Member
Chancellor	Tedd L. Mitchell, M.D.
President	Dr. Lawrence Schovanec
Director of Athletics	Kirby Hocutt
Deputy Director of Athletics • Men's Basketball Sport Administrator	Tony Hernandez
NCAA Faculty Representative	Brian Shannon

LAST SEASON

2017-18 Record	27-10 (Home: 17-1 • Away: 4-6 • Neutral: 6-3)
2017-18 Big 12 Record • Finish	11-7 • T-2nd
2018 Big 12 Tournament	Semifinals • West Virginia
2018 Postseason	NCAA Tournament • Elite Eight • Villanova
Letterwinners Returning/Lost	7/7
Starters Returning/Lost	2/3
Newcomers	6

COACHING STAFF

Head Coach (Alma Mater • Year • Season at Tech)	Chris Beard (Texas • 1995 • 3rd)
Career Record • NCAA Record • Texas Tech Record (Seasons)	246-80 (10) • 171-60 (7) • 75-30 (3)
Assistant Coach (Alma Mater • Year • Season at Tech)	Mark Adams (Texas Tech • 1979 • 3rd)
Assistant Coach (Alma Mater • Year • Season at Tech)	Brian Burg (Mount Mercy • 2003 • 3rd)
Assistant Coach (Alma Mater • Year • Season at Tech)	Glynn Cyprien (UTSA • 2004 • 1st)
Chief of Staff (Alma Mater • Year • Season at Tech)	Tim MacAllister (Murray State • 2013 • 1st)
Director of Player Development (Alma Mater • Year • Season at Tech)	Max Lefevre (Avila • 2012 • 3rd)
Executive Advisor to Coach Beard	Sean Sutton (Oklahoma State • 1992 • 2nd)
Head Strength & Conditioning Coach	John Reilly (BYU • 2011 • 3rd)
Head Athletic Trainer	Chris Williams (Ohio State • 2006 • 5th)
Executive Associate to Coach Beard	Liz Cope (Cal State Fullerton • 2003 • 4th)
Graduate Assistants	Darryl Dora, Casey Perrin, Ronald Ross, Anthony Johnson, Gino Saucedo, Matt Temple, Elliott De Wit

PROGRAM HISTORY

Actual/Adjusted All-Time Record (Seasons)	1424-1113/1411-1123
Actual/Adjusted All-Time Big 12 Record (Seasons)	149-234 (22 • .372)/137-244 (22 • .344)
Big 12 Tournament Record (Appearances)	14-23 (23 • .389)
NCAA Tournament Record (Appearances)	15-18 (17 • .379)
Conference Regular Season Titles	1 • Big 12 • 2019 6 • SWC • 1961 • 1962 • 1973 • 1985 • 1995 • 1996 6 • Border • 1933 • 1934 • 1935 • 1954 • 1955 • 1956
Conference Tournament Titles	5 • SWC • 1976 • 1985 • 1986 • 1993 • 1996
NCAA Tournament Appearances	17
1954 • 1956 • 1961 • 1962 • 1973 • 1976 • 1985 • 1986 • 1993 • 1996 • 2002 • 2004 • 2005 • 2007 • 2016 • 2018 • 2018	
NIT Appearances	4 1979 • 1995 • 2003 • 2010

ATHLETIC COMMUNICATIONS • RADIO STATION/NETWORK

Senior Associate AD • External Operations & Strategic Communications	Robert Giovannetti
Men's Basketball SID • Email Address	Wes Bloomquist • wes.bloomquist@ttu.edu
Wes Bloomquist Cell	(512) 966-6971
Website	www.TexasTech.com

Mailing • Overnight Address	TV • Radio Information
Texas Tech Athletics Communications	Texas Tech Sports Network: KTTU-FM • 97.3 FM
2526 South 6th Street, Room 117	Radio Play-by-Play • Analyst: Geoff Haxton • Chris Level/Clark Lammert
Lubbock, TX 79409	TV Play-by-Play • Analyst: John Harris • Chris Level

Video Footage	Social Media
David Hougland • Director of Broadcast Services	www.Facebook.com/TexasTechMBB
david.hougland@ttu.edu • (806) 834-0740	@TexasTechMBB • Twitter/Instagram/Snapchat

2018-19 SCHEDULE

DATE [DAY]	OPPONENT	LOCATION	TIME
Nov. 6 [Tue.]	Incarinate Word	United Supermarkets Arena	W, 87-37
Nov. 9 [Fri.]	Mississippi Valley State [2]	United Supermarkets Arena	W, 84-52
Nov. 13 [Tue.]	Southeastern Louisiana [2]	United Supermarkets Arena	W, 59-40
Nov. 19 [Mon.]	vs. Southern Cal [3 • ESPN2]	Kansas City, Mo.	W, 78-63
Nov. 20 [Tue.]	vs. No. 25 Nebraska [3 • ESPN2]	Kansas City, Mo.	W, 70-52
Nov. 24 [Sat.]	Northern Colorado	United Supermarkets Arena	W, 93-62
Dec. 1 [Sat.]	vs. Memphis [4]	Miami, Fla.	W, 78-67
Dec. 5 [Wed.]	Arkansas-Pine Bluff	United Supermarkets Arena	W, 65-47
Dec. 12 [Wed.]	Northwestern State	United Supermarkets Arena	W, 79-44
Dec. 15 [Sat.]	Abilene Christian [5]	Lubbock Municipal Coliseum	W, 82-48
Dec. 20 [Thur.]	vs. No. 2 Duke [ESPN2]	New York City, N.Y.	L, 69-58
Dec. 28 [Fri.]	UTRGV	United Supermarkets Arena	W, 71-46
Jan. 2 [Wed.]	at West Virginia [Big 12 • ESPN2]	Morgantown, W.V.	W, 62-59
Jan. 5 [Sat.]	Kansas State [Big 12 • ESPN]	United Supermarkets Arena	W, 63-57
Jan. 8 [Tue.]	Oklahoma [Big 12 • ESPNNews]	United Supermarkets Arena	W, 66-59
Jan. 12 [Sat.]	at Texas [Big 12 • LHN]	Austin, Texas	W, 68-62
Jan. 16 [Wed.]	Iowa State [Big 12 • ESPN]	United Supermarkets Arena	L, 68-64
Jan. 19 [Sat.]	at Baylor [Big 12 • ESPN]	Waco, Texas	L, 73-62
Jan. 22 [Tue.]	at Kansas State [Big 12 • ESPN2]	Manhattan, Kansas	L, 58-45
Jan. 26 [Sat.]	Arkansas [6 • ESPN2]	United Supermarkets Arena	W, 67-64
Jan. 28 [Mon.]	TCU [Big 12 • ESPN]	United Supermarkets Arena	W, 84-65
Feb. 2 [Sat.]	at Kansas [Big 12 • CBS]	Lawrence, Kansas	L, 79-63
Feb. 4 [Mon.]	West Virginia [Big 12 • ESPN]	United Supermarkets Arena	W, 81-50
Feb. 9 [Sat.]	at Oklahoma [Big 12 • ESPN2]	Norman, Oklahoma	W, 66-54
Feb. 13 [Wed.]	at Oklahoma State [Big 12 • ESPN]	Stillwater, Oklahoma	W, 78-50
Feb. 16 [Sat.]	Baylor [Big 12 • ESPN]	United Supermarkets Arena	W, 86-61
Feb. 23 [Wed.]	Kansas [Big 12 • ESPN]	United Supermarkets Arena	W, 91-62
Feb. 27 [Wed.]	Oklahoma State [Big 12 • ESPN]	United Supermarkets Arena	W, 84-80 (OT)
March 2 [Sat.]	at TCU [Big 12 • ESPN2]	Fort Worth, Texas	W, 81-66
March 4 [Mon.]	Texas [Big 12 • ESPN]	United Supermarkets Arena	W, 70-51
March 9 [Sat.]	at Iowa State [Big 12 • ESPNNews]	Ames, Iowa	W, 80-73
March 14 [Thurs.]	vs. West Virginia [ESPN2]	Kansas City, Mo.	L, 79-74
March 22 [Fri.]	vs. Northern Kentucky [TNT]	Tulsa, Oklahoma	W, 72-57
March 24 [Sun.]	vs. Buffalo	Tulsa, Oklahoma	W, 78-58
March 28 [Thur.]	vs. Michigan	Anaheim, California	W, 63-44
March 30 [Sat.]	vs. Gonzaga	Anaheim, California	W, 75-69
April 6 [Sat.]	vs. Michigan State	Minneapolis, Minn.	7:49 p.m.
April 8 [Mon.]	vs. Auburn or Virginia	Minneapolis, Minn.	TBA

All times are Central and subject to change; Home games are bolded and played at the United Supermarkets Arena unless noted; [1] Exhibition Game; [2] Hall of Fame Classic Regional Rounds [United Supermarkets Arena]; [3] Hall of Fame Classic [Sprint Center • Kansas City, Mo.]; [4] Hoopball Invitational [American Airlines Center • Miami, Fla.]; [5] SWC Throwback Game [Lubbock Municipal Coliseum]; [Big 12] Big 12 Conference game; [6] SEC/Big 12 Challenge [United Supermarkets Arena.]; [ESPN, ESPN2, ESPN, ESPNEWS, Watch ESPN] ESPN Family of Networks, www.WatchESPN.com and Watch ESPN app; [FS1, FCS, FSSW+] FOX Sports 1, FOX College Sports, FOX Sports Southwest Plus and FOX Sports Go app; [LHN] Longhorn Network; [TTSN] Texas Tech Sports Network and TuneIn Radio app • Listing of radio affiliates can be found online at www.TexasTech.com.

2018-19 ROSTER

NO.	NAME	POS	HT.	WT.	CL.-EXP	HOMETOWN
0	Kyler Edwards	G	6-3	200	Fr.-HS	Arlington, Texas
1	Brandone Francis	G	6-5	215	R Sr.-1L	La Romana, Dominican Republic
3	Deshawn Corprew	F	6-5	210	R So.-TR	Norfolk, Virginia
10	Malik Ondigo	F	6-10	215	So.-1L	El Mirage, Arizona
11	Tariq Owens	F/C	6-10	205	G Sr.-TR	Odenton, Maryland
13	Matt Mooney	G	6-3	200	G Sr.-TR	Wauconda, Illinois
20	Parker Hicks	G	6-6	210	So.-1L	Decatur, Texas
23	Jarrett Culver	G	6-6	195	So.-1L	Lubbock, Texas
24	Avery Benson	G	6-3	190	R Fr.-HS	Springdale, Arkansas
25	Davide Moretti	G	6-2	175	So.-1L	Bologna, Italy
30	Andrew Sorrells	G	6-3	175	R Jr.-2L	North Richland Hills, Texas
32	Norense Odiase	C	6-8	250	R Sr.-3L	Fort Worth, Texas
35	Josh Mballa	F	6-7	215	Fr.-HS	Bordeaux, France





2018-19 ROSTER

TEXASTECH.COM

NO.	NAME	POS	HT.	WT.	CL.-EXP	HOMETOWN (HIGH SCHOOL/LAST SCHOOL)
0	Kyler Edwards	G	6-3	200	Fr.-HS	Arlington, Texas (Findlay Prep - Nev.)
1	Brandone Francis	G	6-5	215	R Sr.-1L	La Romana, Dominican Republic (Arlington Country Day - Fla./Florida)
3	Deshawn Corprew	F	6-5	210	R So.-TR	Norfolk, Virginia (Quality Education Academy/South Plains College)
10	Malik Ondigo	F	6-10	215	So.-1L	El Mirage, Arizona (Dysart HS/Putnam Science Academy - Conn.)
11	Tariq Owens	F	6-10	205	G Sr.-TR	Odentown, Maryland (Mt. Zion Prep/St. John's)
13	Matt Mooney	G	6-3	200	G Sr.-TR	Wauconda, Illinois (Notre Dame Prep/South Dakota)
20	Parker Hicks	G	6-5	210	So.-1L	Decatur, Texas (Decatur HS)
21	Khavon Moore	F	6-7	215	Fr.-HS	Macon, Georgia (Westside HS)
23	Jarrett Culver	G	6-5	195	So.-1L	Lubbock, Texas (Coronado HS)
24	Avery Benson	G	6-3	190	So.-1L	Springdale, Arkansas (Southwest Christian Academy)
25	Davide Moretti	G	6-3	175	So.-1L	Bologna, Italy (Trevio Basket)
30	Andrew Sorrells	G	6-3	175	R Jr.-2L	North Richland Hills, Texas (Birdville HS)
32	Norensé Odiase	C	6-9	245	R Sr.-3L	Fort Worth, Texas (North Crowley HS/ELEV8 Sports Prep)
35	Josh Mballa	F	6-7	215	Fr.-HS	Bordeaux, France (Putnam Science Academy - Conn.)

COACHING STAFF - 3RD SEASON AT TEXAS TECH

HEAD COACH: Chris Beard (Texas, 1995)

ASSISTANT COACH: Mark Adams (Texas Tech, 1979)

ASSISTANT COACH: Brian Burg (Mount Mercy, 2003)

ASSISTANT COACH: Glynn Cyprien (UTSA, 2004)

SUPPORT STAFF

DIRECTOR OF PLAYER DEVELOPMENT: Max Lefevre (Avila, 2012)

ADVISOR TO COACH BEARD: Sean Sutton (Oklahoma State, 1992)

CHIEF OF STAFF: Tim MacAllister (Murray State, 2013)

HEAD STRENGTH & CONDITIONING COACH: John Reilly (BYU, 2011)

HEAD ATHLETIC TRAINER: Chris Williams (Ohio State, 2006)

EXECUTIVE ASSOCIATE TO COACH BEARD: Liz Cope (Cal State Fullerton, 2003)

GRADUATE ASSISTANTS: Darryl Dora, Casey Roberts-Perrin, Ronald Ross, Anthony Johnson, Gino Saucedo, Matt Temple, Elliot De Wit

PRONUNCIATION GUIDE

BRANDONE Francis	BRAN-duhn
Deshawn CORPREW	CORE-Pru
DAVIDE MORETTI	DA-vee-day
Matt MOONEY	Moo-Knee
KHAVON Moore	Kay-Von
Malik ONDIGO	on-DEE-go
Andrew SORRELLS	SORR-els
NORENSE ODIASE	NOHR-ens oh-DEE-ah-say
Josh MBALLA	M-Ball-ah

TEXAS TECH vs. FINAL FOUR OPPONENTS

MICHIGAN STATE

O - 0-0	H - 0-0	A - 0-0	N - 0-0	TECH RANK	OPP. RANK	LOCATION
DATE	RESULT					
04/06/2019	TBD					Minneapolis

AUBURN

O - 2-2	H - 2-0	A - 0-1	N - 0-1	TECH RANK	OPP. RANK	LOCATION
DATE	RESULT					
12/14/1962	L - 86-57					Auburn
12/19/1963	W - 83-71					Lubbock
12/03/2014	W - 46-44					Lubbock
11/22/2016	L - 67-65					Cancun, Mexico [N]

VIRGINIA

O - 0-0	H - 0-0	A - 0-0	N - 0-0	TECH RANK	OPP. RANK	LOCATION
DATE	RESULT					
TBD						

TEXAS TECH AS A RANKED TEAM VS. RANKED OPPONENT

O - 15-19	H - 5-3	A - 1-10	N - 9-6	DATE	OPPONENT	[TT]	RESULT
				03/18/1976	NCAA vs. [14] Missouri	[16]	L - 86-75
				03/17/1996^	NCAA vs. [25] North Carolina	[7]	W - 92-73
				03/21/1996^	NCAA vs. [4] Georgetown	[4]	L - 98-90
				12/21/1996	4 vs. [21] Fresno State	[23]	W - 111-101
				01/29/1997	B12 [1] Kansas	[22]	L - 86-77
				02/03/1997	B12 at [23] Texas	[22]	L - 83-67
				02/06/2002	B12 at [14] Oklahoma State	[24]	L - 64-62
				02/09/2002	B12 at [2] Kansas	[24]	L - 108-81
				01/19/2004	B12 [11] Oklahoma	[22]	W - 67-47
				01/26/2004	B12 [16] Texas	[18]	L - 62-61 - OT
				01/31/2004	B12 at [18] Oklahoma State	[13]	L - 70-66
				02/07/2004	B12 at [20] Kansas	[19]	L - 96-77
				02/28/2004	B12 at [10] Texas	[25]	L - 74-71
				03/12/2005	5 vs. [17] Oklahoma	[24]	W - 69-63
				03/13/2005	5 vs. [10] Oklahoma State	[24]	L - 72-68
				03/19/2005	NCAA vs. [11] Gonzaga	[24]	W - 71-69
				12/29/2009	at [19] New Mexico	[20]	L - 90-75
				12/29/2017	B12 [18] Baylor	[22]	W - 77-53
				01/02/2018	B12 at [10] Kansas	[18]	W - 85-73
				01/09/2018	B12 at [9] Oklahoma	[8]	L - 75-65
				01/13/2018	B12 [2] West Virginia	[8]	W - 72-71
				02/13/2018	B12 [23] Oklahoma	[7]	W - 88-78
				02/24/2018	B12 [8] Kansas	[6]	L - 74-72
				02/26/2018	B12 at [20] West Virginia	[12]	L - 84-74
				03/09/2018	7 vs. [18] West Virginia	[14]	L - 66-63
				03/17/2018	NCAA vs. [23] Florida	[14]	W - 69-66
				03/23/2018	NCAA vs. [11] Purdue	[14]	W - 78-65
				03/25/2018	NCAA vs. [2] Villanova	[14]	L - 71-59
				12/20/2018	10 vs. [2] Duke	[12]	L - 69-58
				01/08/2019	B12 vs. [23] Oklahoma	[8]	W - 66-59
				02/02/2019	B12 at [11] Kansas	[16]	L - 79-63
				02/23/2019	B12 vs. [12] Kansas	[14]	W - 91-62
				03/24/2019	NCAA vs. [15] Buffalo	[9]	W - 78-58
				03/28/2019	NCAA vs. [8] Michigan	[9]	W - 63-44
				03/30/2019	NCAA vs. [4] Gonzaga	[9]	W - 75-69

ALL-TIME COACHING RECORDS

COACH	SEASONS	TOTAL ALL GAMES	
		SEASONS	W-L
Grady Higgenbotham	1925-1927	2	14-18
Victor Payne	1927-1930	3	31-21
W.L. Golightly	1930-1931	1	11-9
Dell Morgan	1931-1934	3	42-27
Virgil Ballard	1934-1935	1	14-10
Berl Huffman	1935-42, 1946-47	8	116-72
Polk Robison	1942-46, 1947-61	18	255-197
Gene Gibson	1961-1969	8	100-92
Bob Bass	1969-1971	1.5	22-15
Gerald Myers	1971-1991	20.5	325-262
James Dickey ^	1991-2001	10	166-124
Bob Knight	2001-2008	6.7	138-82
Pat Knight	2008-2011	3.3	50-61
Billy Gillispie	2011-2012	1	8-23
Chris Walker	2012-13	1	11-20
Tubby Smith	2013-15	3	46-50
Chris Beard	2016-Present	3	75-30
OVERALL		94	1424-1112

TEXAS TECH - NOTES

SEASON AWARDS

Chris Beard: Big 12 Coach of the Year; USBWA District Coach of the Year

Jarrett Culver: Big 12 Player of the Year, John R. Wooden Award Finalist, Jerry West Award Finalist, AP All-America 2nd Team; USBWA All-America 2nd Team, Sporting News All-America 2nd Team, All-Big 12 First-Team, NABC All-District, 3-time Big 12 Player of the Week, Big 12 All-Academic Team

Matt Mooney: All-Big 12 Second Team, All-Big 12 Newcomer Team, All-Big 12 Defensive Team

Daive Moretti: All-Big 12 Third-Team, CoSIDA Academic All-District, Academic All-Big 12

Tariq Owens: All-Big 12 Honorable Mention, All-Big 12 Defensive Team, Naismith Defensive Player of the Year Semifinalist

Andrew Sorrells, Avery Benson, Parker Hicks, Norense Odiase, Malik Ondigo: Academic All-Big 12

COACH NOTES: Texas Tech head coach Chris Beard has been named a Werner Ladder Naismith Men's College Coach of the Year Finalist and is now 75-30 in three seasons as the Red Raider coach. Beard was named the Big 12 Coach of the Year this season after earning the Big 12 Co-Coach of the Year last season and leading the program to its first-ever NCAA Elite Eight appearance in his second year. Under Beard, Tech is 50-5 at home and has secured a third seed in the national tournament in back-to-back seasons. Beard is 8-2 in the NCAA tournament after leading the Red Raiders to a 7-1 record in the tournament the past two years and also guiding Little Rock to an 85-83 first-round win over Purdue on March 17, 2016 in Denver, Colorado. Beard is 3-0 in first-round games at the tournament, 2-1 in the second round and 2-0 in the Sweet 16, 1-1 in the Elite Eight and will be making his first Final Four appearance.

30-WIN MILESTONE: Texas Tech has matched the program's all-time wins record that was also achieved in the 1995-96 season... The Red Raiders have now won 25 games or more four times in program history... The program also won 25 games in the 1975-76 season and set the program record with 30 wins in the 1995-96 season. Tech reached the 20-win milestone with its victory over Oklahoma State and has now recorded 20 wins in a season 13 times in program history. The team went 27-10 last season and has back-to-back 20-win years for the first time since 2003-04 and 2004-05 under head coach Bob Knight. We are in the midst of the winningest two years span in program history.

NEW CONFERENCE RECORD: Texas Tech established a new program record by winning 14 Big 12 games this season. The Red Raiders broke the previous mark of 11 games that was established last season and also set a new mark by winning nine conference games in a row. Before the last two seasons, Tech had recorded 10 conference wins in 2004-05, 2001-02 and 1996-97.

ELITE DEFENSE: Texas Tech has allowed only five opponents to score over 70 points and has limited 12 to under 55 points. Gonzaga was held under 70 points for

only the fourth time this season by the Red Raiders in the Elite Eight after shooting 42.4 percent after shooting 52.6 percent for the season. Michigan was limited to a season-low 44 points and it was the 22nd double-digit win by the Red Raiders, while Buffalo averaged 84.4 points on the season and was limited to a season-low 58 in the second round where it also shot 10 percent lower than its season average. Tech is limiting its opponents to 37.4 percent shooting from the field and to 23.4 percent on 3-pointers through its first four NCAA Tournament games. In the regular season, Texas was held to 29.6 percent shooting in Tech's home finale which made them the sixth opponent this season to shoot under 30 percent, while NKU was held to 37.1 percent, Buffalo to 36.5 and Michigan to 32.7 percent to give the Red Raiders 22 opponents to shoot under 40 percent this season. The Wolverines were held to 1-for-19 on 3-pointers against the Tech defense and Gonzaga went 7-for-26.

FAST STARTS: Tech has led at halftime by double-digits in eight of its last 15 games: at TCU (+18), Oklahoma State (+10), Kansas (+25), Baylor (+13), at Oklahoma State (+19), at Oklahoma (+11), West Virginia (+15) and TCU (+16). The only discrepancies during the stretch is Gonzaga (-2), Michigan (+8), Buffalo (+8), Norse (+4), WVU (-9) at the Big 12 Tournament, Iowa State (-2), Texas (+9).

MAINTAINING POSSESSION: Texas Tech has a plus-4.3 turnover margin advantage during the NCAA Tournament after having only eight against Michigan and forcing NKU to commit 17 turnovers and Buffalo 16. Gonzaga committed 16 turnovers in a game with the Red Raiders having 13 in the Elite Eight matchup. The Red Raiders have forced 63 turnovers by their opponents during those games and have only lost 46 possessions during the tournament. For the season, TTU has a plus-3.4 turnover margin advantage which was second in the Big 12 and is 22nd nationally. Tech committed only nine turnovers at ISU, had seven against Texas and OSU and limited turnovers to eight against KU during a late-season stretch of wins. The team has 12 games with single-digit turnovers this season and had a season-low six turnovers in the non-conference win over Northern Colorado. Tech is on a streak of 16 straight games where it has not committed more turnovers than its opponents.

HOME DOMINANCE: Texas Tech matched a program record by going 17-1 at home this season and is 50-5 at home under Chris Beard the past three seasons. In Big 12 play, the Red Raiders finished the year with an 8-1 record on their home court this season and are 22-5 during the Beard era. Tech is currently 93-75 in conference play and 248-90 all-time at the United Supermarkets Arena since the first game on Nov. 19, 1999. The Red Raiders went 9-0 this season at home in non-conference play to extend a 47-game non-conference home winning streak. The Red Raiders pushed that total to 47 with a 67-64 win over Arkansas in the SEC/Big 12 Challenge on Jan. 26. They will go into next season on a seven-game home winning streak with the only loss this season coming in a 68-64 loss to Iowa State on Jan. 16.

PLAYER NOTES: Jarrett Culver was named the first Big 12 Conference Player of the Year in program history and has also earned AP, NABC, USBWA and Sporting News All-America honors in a season where he is averaging 18.8 points, 6.5 rebounds and 3.8 assists per game. He was named the West Region Most Outstanding Player after averaging 21.5 points, 6.8 rebounds and 4.5 assist per game in the four tournament games leading into the Final Four. A sophomore from Lubbock, Culver led Tech with 19 points and had five rebounds in the win over Gonzaga after coming off a 22-point performance against Michigan where he hit nine shots and was 4-for-4 at the free-throw line. He started the NCAA Tournament by going off for 29 points, eight rebounds and a career-high eight assists in the first-round win over Northern Kentucky and then recorded his fifth double-double of the season with 16 points and 10 rebounds against Buffalo. He enters the Final Four having scored 1,094 career points after coming into the national post-season having recorded a career-high 31 in the regular-season finale at Iowa State and then his fourth double-double of the season with 26 points and 10 rebounds in the Big 12 Championship quarterfinals against West Virginia. Culver averaged 7.5 points and 5.0 rebounds per game in last year's NCAA Elite Eight run, including scoring 11 points against Florida and Villanova. Culver had 11 points and nine rebounds against Florida to help propel the team to the Sweet 16 as a freshman. This season, he was 10-for-17 from the field with three 3-pointers and also knocked down six free throws to help knock off the Norse in the first-round matchup before adding five assists to his double-double against the Bulls. Culver is the first player to reach 1,000 points as a freshman-sophomore in program history and is the 42nd player in program history to reach the milestone and is currently 31st on the all-time scoring list. His 17.8 points per game in Big 12 play ranked as the program's fifth most. Culver was named the Big 12 Conference Player of the Week three times this season after he earned the award following his 31 points against ISU that followed 16 points and seven rebounds against Texas in the home finale. He won his second Big 12 weekly honor after going for 26 points against Kansas and followed it by recording his third double-double of the season with 19 points and 10 rebounds in the win over Oklahoma State. Culver has led the team in scoring in 24 of 36 games and finished the conference campaign averaging 17.6 points, 6.8 rebounds and has 57 assists. Culver is a finalist for the Jerry West Award finalist and John R. Wooden Award along with being on the Oscar Robertson Trophy and Lute Olson Award watch lists. He has scored in double figures in 35 of 36 games and is shooting 47.6 percent from the field overall and was 44.6 percent in Big 12 play. Culver had recorded a previous career-high with 30 points against Abilene Christian on Dec. 20 where he went 12-for-13 from the field and hit four 3-pointers. He was named the Big 12 Player of the Week for the first time this season after the performance and followed it by going to New York and scoring 25 points against Duke. Culver is averaging 21.9 points and 6.6 rebounds per game in the last 10 games where he is shooting 43.5 percent from the field and also has 40 assists and 23 steals in those games.

Davide Moretti drilled two crucial 3-pointers late in the win over Gonzaga where he finished with 12 points to help lead the Red Raiders to the Final Four. He has scored in double-digits in 11 straight games after also going 5-for-7 from the field with three 3-pointers against Michigan. Moretti finished the game with 15 points and four assists to help lead the team back to the Elite Eight and is currently averaging 12.0 points with five 3-pointers and is 11-for-13 at the free-throw line in four NCAA Tournament games. He was named an All-Big 12 Conference Third Team selection as one of the top shooters in the nation and is currently second in the country by shooting 92.2 percent at the free-throw line where he has gone 95 of 103 this season



where is only behind Gavin Peppers who finished his season at 92.4 percent for Nicholls State. Moretti is shooting 50.2 percent from the field and is 46.3 percent on 3-pointers to go along with his free-throw percentage. A coach's son from Italy, Moretti is averaging 11.6 points and 2.5 assists per game in his second season with the program. He scored 11 points against Buffalo after going 5-for-6 from the free-throw line following a game where he scored 10 points and had five rebounds in the win over NKU on Friday. Moretti averaged 4.8 points per game during last year's NCAA tournament as a freshman, including scoring seven in the Sweet 16 win over Purdue before going for seven more in the loss to Villanova. He scored 20 points with four 3-pointers at Iowa State in the regular season finale at Iowa State. He hit two 3-pointers in the conference tournament quarterfinal to extend a 21-game streak of making a 3-pointer before having that streak end without one in Tulsa during the first two round. His three 3-pointers last Thursday against Michigan was the 13th time this season he's had three or more in a game and he has now made 69 this season. He'll come into the matchup against Michigan State shooting 22-for-41 on 3-pointers and 31-for-33 at the free-throw line in the past 10 games. Back in the regular season, he led Texas Tech with 20 points after going 12-for-12 from the free-throw line and 2-for-2 on 3-pointers at Oklahoma State and followed it by scoring 15 points at TCU with three more 3-pointers. Moretti, who averaged 13.2 points and 2.7 assists in conference play, has made a 3-pointer in 30 of 36 games this season for the Red Raiders. Moretti recorded a career-high 21 points against Arkansas in the SEC/Big 12 Challenge after going 6-for-9 from the field with three 3-pointers. He shot 53.5 percent on 3-pointers in conference play and is 69-for-149 from beyond the arc this season and has made 95 3-pointers in his career. Moretti scored in double figures in 16 of 18 Big 12 games this season and now has 546 points through 73 games in his career. He has started all 36 games for the Red Raiders this season after making one start in 37 games played as a freshman. Moretti made a career-high five 3-pointers against MVSU in non-conference play and has 10 games with four more assists, including having a career-high eight assists in the win at Oklahoma State.

After losing five seniors off last season's NCAA Elite Eight team, Texas Tech remained a veteran team through recruiting by

adding graduate transfers Matt Mooney (University of South Dakota) and Tariq Owens (St. John's) to go along with returners Norense Odiase and Brandone Francis to make up a senior class of four for the Red Raiders. Mooney was named to the All-Big 12 Second-Team, the Big 12 Newcomer Team and he and Owens were both selected for the Big 12 All-Defensive Team. Owens was advanced to the Naismith Defensive Player of the Year Award Semifinalist Watch List. Mooney and Owens were on the original list, making TTU the only team with two members on the original list of 15.

Mooney was named to the West Region All-Tournament team and enters the Final Four averaging 11.8 points per game along with contributing 16 assist and 12 steals through four tournament games. He helped lead the Red Raiders past Gonzaga by scoring 17 points and led the team with five assists. In the win over the Bulldogs, Mooney was 6-for-12 from the field and 4-for-4 at the free-throw line. He established a new career-high with eight assists in the win over NKU in the opening round and is averaging 11.0 points, 3.4 assists and 1.9 steals per game this season for the Red Raiders after also having 10 points against Michigan in the Sweet 16 and 11 points against Buffalo. A graduate transfer, Mooney earned Big 12 Conference Second-Team honors along with being named to the Big 12 All-Newcomer Team and Big 12 All-Defensive Team. He came into the first NCAA Tournament of his career after a game against WVU where he hit three 3-pointers and finished with 13 points and five assists for the second straight game. He went for 13 points, four steals and five assists in the win over Iowa State in the regular-season finale and now has a team-high 48 assists in the past 10 games. His conference season was highlighted by scoring a season-high 22 points at Texas where he was 8-for-10 from the field with three 3-pointers and scored in double-figures in 10 conference games this season. He now has three games in his collegiate career with five 3-pointers and has 43 3-pointers this season for the Red Raiders after making two against the Wolverines and one against Buffalo and NKU. His production includes 12 games with five assists or more, including seven games with six assists before his eight against the Norse in the opening round. Through the 18 conference games, he averaged 11.1 points, 2.7 rebounds, 1.6 steals and 3.1 assists per game in Big 12 play. An Illinois native, Mooney

started his career at Air Force before playing two seasons at South Dakota where he led his team in scoring both years. He is shooting 42.2 percent from the field this season, has scored in double figures in 21 games and leads the team with his 67 steals after having a team-leading 12 in the first four rounds of the tournament. He's had at least one steal in 31 of 36 games this season. Mooney transferred to Tech having recorded 1,480 points, 166 steals and 228 assists at Air Force and South Dakota. He now has 1,874 points, 233 steals and 350 assists in his collegiate career.

Owens electrified the Tech team and fan base with a pair of huge second-half dunks and also had 10 rebounds and two blocked shots against Michigan in the Sweet 16 win and followed it with nine points, three blocks and seven rebounds in the win over Gonzaga. Owens, who is playing in his first NCAA Tournament of his career, went for 10 points and seven rebounds in the win over Buffalo after scoring 12 points with five blocked shots in the win over Northern Kentucky. He owns the single-season program record at 88 with 10 coming in the first four rounds of the tournament. He did not have a blocked shot against the Bulls which was the first game this season without one, but he now has five in the past two games. Owens went 4-for-5 from the field against Gonzaga and was 4-for-4 against Buffalo after going 6-for-7 from the field against the Norse. He's currently shooting 16-for-23 (69.6 percent) in the NCAA Tournament. Back in the regular season, he had a season-high 14 rebounds in the win over Iowa State in the regular-season finale and then went for 14 points against WVU at the tournament leading into the tournament. He would record his third double-double of the season by securing 13 rebounds at TCU where he also added 12 points in Fort Worth. He secured his second double-double of the season by scoring 12 points and adding 10 rebounds in the first matchup at Kansas. An Oden-ton, Maryland native, he had one of his best offensive games of the season after scoring 17 points in the first matchup against TCU where he was 7-for-9 from the field, including going 2-for-2 on 3-pointers in the first matchup between the two teams. Owens is averaging 8.9 points, 5.8 rebounds and 2.4 blocked shots going into the game against the Spartans. He had 43 blocks in Big 12 play and was fourth in the conference with a 60.2 shooting percentage. Owens, who led the BIG EAST in blocks the past two seasons while playing at St. John's, established a new Texas Tech single-game record with eight blocks in the win over Memphis on Dec. 1 in Miami after starting his Red Raider career with six blocks against Incarnate Word in the season opener. He had a season-high 18 points against Southern Cal in Kansas City and recorded the team's first double-double with 13 points and 11 rebounds in his program-record eight-block performance against Memphis. Owens transferred to Tech after playing his freshman season at Tennessee and then two years at St. John's. He came to Lubbock with 179 blocked shots and now has 267 in his career.

Odiase recorded his first double-double of the season with a career-high 15 rebounds and a season-high 14 points in the second-round win over Buffalo in Tulsa and had four rebounds against Michigan in the Sweet 16. He's currently 8-for-10 from the field and has 13 rebounds through four games of the NCAA Tournament. He has made 109 career starts and played in 124 games as a Red Raider and is averaging 4.2 points, 5.2 rebounds and 1.0 block per game in his senior season. He was 4-for-4 from the field against Buffalo and had seven of his 15 rebounds on the offensive end of the court in the second-round win. The most veteran player in the program, Odiase scored the first four points in the win over NKU and also had two blocks in the first-round game. He has played in nine NCAA tournament



games and has 33 rebounds in those games. In the regular season he would record back-to-back double-digit rebounding performances with 11 rebounds at OU after having 10 against West Virginia in the regular season and then had a three-block performance against Texas to highlight his success down the stretch for the Red Raiders. Odiase also had five rebounds in the win over ISU in the regular-season finale to finish with nine conference games with five or more rebounds. He had a previous season-high nine points against the Mountaineers. The career resume boasts 579 rebounds, 619 points and 78 blocked shots in his career as a Red Raider that includes trips to the NCAA tournament in 2016, 2018 and this season. A Fort Worth native, Odiase is shooting 58.5 percent from the field this season and is 241-for-455 (53.0 percent) in his career. He had his previous career-high 13 rebound performance in the win over Southeastern Louisiana on Nov. 13 after a 10-rebound game against Mississippi Valley State. Odiase scored seven points to go along with his seven rebounds against Duke after going 3-for-4 from the field and finished with 91 rebounds and 20 blocks in conference play.

Francis scored six points in the win over Gonzaga with one 3-pointer after making two 3s in the first-round win over the Norse. He is now averaging 6.1 points and 1.4 assists per game in his senior season where he has made at least one 3-pointer in 25 games. He had five points against Buffalo and four against Michigan. A senior guard, he went for 12 points and four rebounds on his Senior Night after hitting two 3-pointers against Texas and followed it with two big second-half 3-pointers against ISU in the regular-season finale. A reserve in 35 of 36 games this season with an average of 23.6 minutes per game, Francis had a streak of seven straight games with a 3-pointer end at OSU in conference but comes into the Final Four with 40 3-pointers this season which is fourth on the team. A Dominican Republic native, he started his career at Florida before transferring to Lubbock where he averaged 5.1 points per game with 33 3-pointers as a junior during the Elite 8 run, including a career-high 17 points in the win over West Virginia. Francis scored 13 points in the opener against UIW and would contribute 10 points and a career-high six assists in the neutral-court

win over Memphis. He has scored 408 points in 73 games in his career for the Red Raiders.

Kyler Edwards is coming off a game against Gonzaga where he scored eight points with two 3-pointers to help the Red Raiders advance. He also hit two second-half 3-pointers in the win against Buffalo in the round of 32 and had one against Michigan. He is averaging 5.3 points and 1.1 assists per game in his freshman season where he recorded a career-high six assists and added eight points in the win over OU and shot 32.4 on 3-pointers in conference play. Edwards is currently 5-for-7 on 3-pointers and is averaging 4.3 points per game through the first four rounds of the NCAA Tournament. He scored nine points in two conference games, first in the home game against KSU and then against Iowa State before going 3-for-3 from the field for eight points in Norman. A guard from Arlington, he has scored nine or more points in eight games this season and has recorded four double-digit scoring performances. Edwards recorded a career-high 19 points against Northern Colorado where he went 7-for-7 from the field with four 3-pointers.

Texas Tech sophomore Deshawn Corprew is averaging 5.3 points and 3.5 rebounds per game this season. Corprew scored five points with one 3-pointer and also had three rebounds against Buffalo before having four rebounds in the win over Michigan. In the regular season, he was 5-for-6 from the field with 12 points in the win at TCU and followed it by recording seven points and six rebounds in the win over Texas at the end of the regular season. A transfer from South Plains College, he recorded a double-double with 13 points and 10 rebounds against UTRGV. Corprew, who made his only start of the season in that game against UTRGV, was 6-for-8 from the field to match a previous career-high of 13 points that he also had against Northern Colorado. Avery Benson scored a career-high five points against Baylor after recording a career-high three steals in 11 minutes against WVU, while Parker Hicks scored a career-high with five points against the Mountaineers. Hicks was 2-for-4 from the field, including hitting one of the eight 3-pointers by the Red Raiders in the 31-point win.



TEXAS TECH SEASON STATS

Overall record: 30-6 Conf: 14-4 Home: 17-1 Away: 6-3 Neutral: 7-2

#	Player	gp-gs	min	Total		3-Point		F-Throw		Rebounds			pf	dq	a	to	blk	stl	pts	avg		
				fg-fga	fg%	3fg-fga	3fg%	ft-fita	ft%	off	def	tot									avg	
23	Culver, Jarrett	36-36	1160	32.2	246-517	.476	48-152	.316	139-196	.709	49	180	229	6.4	67	0	135	97	19	55	679	18.9
25	Moretti, Davide	36-36	1121	31.1	127-253	.502	69-149	.463	95-103	.922	3	72	75	2.1	80	2	91	47	0	40	418	11.6
13	Mooney, Matt	36-36	1100	30.6	144-341	.422	43-113	.381	66-85	.776	7	107	114	3.2	68	1	122	92	4	67	397	11.0
11	Owens, Tariq	36-35	919	25.5	125-204	.613	7-29	.241	63-80	.788	79	131	210	5.8	104	4	28	37	88	17	320	8.9
01	Francis, Brandone	36-1	851	23.6	78-219	.356	40-121	.331	24-36	.667	12	72	84	2.3	77	1	51	33	6	29	220	6.1
00	Edwards, Kyler	36-0	636	17.7	65-162	.401	28-64	.438	32-50	.640	10	68	78	2.2	54	1	40	33	8	23	190	5.3
03	Corprew, Deshawn	35-1	492	14.1	75-133	.564	20-49	.408	14-21	.667	36	86	122	3.5	54	0	16	27	10	13	184	5.3
32	Odiase, Norens	35-35	603	17.2	55-94	.585	0-0	.000	37-59	.627	61	122	183	5.2	84	1	8	30	34	14	147	4.2
10	Ondigo, Malik	18-0	106	5.9	9-23	.391	0-5	.000	5-9	.556	12	10	22	1.2	15	0	1	9	3	0	23	1.3
20	Hicks, Parker	16-0	50	3.1	5-15	.333	2-10	.200	4-5	.800	3	9	12	0.8	2	0	0	3	2	1	16	1.0
35	Mballa, Josh	17-0	57	3.4	4-9	.444	0-1	.000	5-14	.357	2	3	5	0.3	6	0	2	3	2	2	13	0.8
24	Benson, Avery	20-0	70	3.5	5-13	.385	0-4	.000	1-5	.200	4	8	12	0.6	9	0	5	6	3	5	11	0.6
30	Sorrells, Andrew	17-0	57	3.4	3-13	.231	1-9	.111	2-3	.667	1	2	3	0.2	7	0	2	1	0	2	9	0.5
21	Moore, Khavon	1-0	2	2.0	0-0	.000	0-0	.000	0-0	.000	0	0	0	0.0	0	0	0	0	0	0	0	0.0
Team											34	50	84				24					
Total.....		36	7224		941-1996	.471	258-706	.365	487-666	.731	313	920	1233	34.2	627	10	501	442	179	268	2627	73.0
Opponents.....		36	7226		709-1921	.369	225-768	.293	482-702	.687	370	801	1171	32.5	677	-	351	564	89	232	2125	59.0

TEAM STATISTICS	TTU	OPP
SCORING	2627	2125
Points per game	73.0	59.0
Scoring margin	+13.9	-
FIELD GOALS-ATT	941-1996	709-1921
Field goal pct	.471	.369
3 POINT FG-ATT	258-706	225-768
3-point FG pct	.365	.293
3-pt FG made per game	7.2	6.3
FREE THROWS-ATT	487-666	482-702
Free throw pct	.731	.687
F-Throws made per game	13.5	13.4
REBOUNDS	1233	1171
Rebounds per game	34.2	32.5
Rebounding margin	+1.7	-
ASSISTS	501	351
Assists per game	13.9	9.8
TURNOVERS	442	564
Turnovers per game	12.3	15.7
Turnover margin	+3.4	-
Assist/turnover ratio	1.1	0.6
STEALS	268	232
Steals per game	7.4	6.4
BLOCKS	179	89
Blocks per game	5.0	2.5
ATTENDANCE	217771	198363
Home games-Avg/Game	18-12098	9-10833
Neutral site-Avg/Game	-	9-11207

Date	Opponent	Score	Att.
11/6/18	UIW	w 87-37	10198
11/9/18	VALLEY	w 84-52	9873
11/13/18	SLU	w 59-40	8650
11/19/18	vs USC	w 78-63	6082
11/20/18	vs Nebraska	w 70-52	6521
11/24/18	UNC	w 93-62	9689
12/1/18	vs Memphis	w 78-67	5749
12/5/18	UAPB	w 65-47	9503
12/12/18	NSU	w 79-44	10086
12/15/18	ACU	w 82-48	7169
12/20/18	vs Duke	L 58-69	19812
12/28/18	UTRGV	w 71-46	11418
* 1/2/19	at West Virginia	w 62-59	10358
* 1/5/19	KANSAS STATE	w 63-57	15098
* 1/8/19	OKLAHOMA	w 66-59	14090
* 01/12/19	at Texas	w 68-62	14070
* 1/16/19	ISU	L 64-68	15098
* 01/19/19	at Baylor	L 62-73	9018
* 01/22/19	at Kansas State	L 45-58	11134
1/26/19	ARKANSAS	w 67-64	14290
* 1/28/19	TCU	w 84-65	12736
* 02/02/19	at Kansas	L 63-79	16300
* 2/4/19	WEST VIRGINIA	w 81-50	12831
* 02/09/19	at Oklahoma	w 66-54	9463
* 02/13/19	at Oklahoma St.	w 78-50	6155
* 2/16/19	BAYLOR	w 86-61	14598
* 2/23/19	KANSAS	w 91-62	15098
* 2/27/19	OKLAHOMA ST.	Wot 84-80	12248
* 03/02/19	at TCU	w 81-66	6616
* 3/4/19	TEXAS	w 70-51	15098
* 03/09/19	at ISU	w 80-73	14384
03/14/19	vs West Virginia	L 74-79	18927
03/22/19	vs Northern Kentucky	w 72-57	12352
03/24/19	vs Buffalo	w 78-58	0
03/28/19	vs Michigan	w 63-44	16145
03/30/19	vs Gonzaga	w 75-69	15277

* = Conference game



TEXAS TECH CONFERENCE STATS

RECORD:	OVERALL	HOME	AWAY	NEUTRAL
	14-4	8-1	6-3	0-0

##	Player	gp-gs	min	avg	Total		3-Point		F-Throw		Rebounds					pts	avg					
					fg-fga	fg%	3fg-fga	3fg%	ft-fga	ft%	off	def	tot	avg	pf			dq	a	to	blk	stl
23	Culver, Jarrett	18-18	598	33.2	115-258	.446	19-77	.247	68-94	.723	24	98	122	6.8	35	0	57	52	7	26	317	17.6
25	Moretti, Davide	18-18	599	33.3	69-129	.535	46-86	.535	54-58	.931	0	38	38	2.1	37	1	48	23	0	24	238	13.2
13	Mooney, Matt	18-18	573	31.8	73-175	.417	21-60	.350	33-43	.767	1	47	48	2.7	34	0	56	32	2	28	200	11.1
11	Owens, Tariq	18-17	479	26.6	64-102	.627	4-16	.250	33-41	.805	51	64	115	6.4	59	2	14	18	43	10	165	9.2
01	Francis, Brandone	18-1	433	24.1	42-119	.353	27-73	.370	15-22	.682	7	32	39	2.2	40	1	21	16	5	14	126	7.0
03	Corprew, Deshawn	17-0	232	13.6	32-58	.552	10-24	.417	7-9	.778	12	37	49	2.9	29	0	7	17	5	5	81	4.8
00	Edwards, Kyler	18-0	306	17.0	23-78	.295	12-37	.324	14-22	.636	5	31	36	2.0	30	1	22	15	3	10	72	4.0
32	Odiase, Norense	18-18	310	17.2	26-50	.520	0-0	.000	18-30	.600	33	58	91	5.1	42	1	2	15	20	7	70	3.9
20	Hicks, Parker	5-0	18	3.6	3-7	.429	1-4	.250	1-1	1.000	1	4	5	1.0	1	0	0	0	1	1	8	1.6
24	Benson, Avery	7-0	29	4.1	3-7	.429	0-4	.000	1-3	.333	3	5	8	1.1	5	0	3	4	0	4	7	1.0
35	Mballa, Josh	5-0	19	3.8	1-3	.333	0-1	.000	3-6	.500	0	1	1	0.2	2	0	1	2	2	0	5	1.0
30	Sorrells, Andrew	6-0	18	3.0	1-6	.167	1-6	.167	0-0	.000	0	0	0	0.0	2	0	2	0	0	0	3	0.5
10	Ondigo, Malik	4-0	9	2.3	1-1	1.000	0-0	.000	0-0	.000	1	1	2	0.5	2	0	0	2	0	0	2	0.5
21	Moore, Khavon	1-0	2	2.0	0-0	.000	0-0	.000	0-0	.000	0	0	0	0.0	0	0	0	0	0	0	0	0.0
Team											17	27	44				10					
Total.....		18	3625		453-993	.456	141-388	.363	247-329	.751	155	443	598	33.2	318	6	233	206	88	129	1294	71.9
Opponents.....		18	3625		373-956	.390	133-396	.336	248-361	.687	179	419	598	33.2	331	-	183	261	43	103	1127	62.6

TEAM STATISTICS	TTU	OPP	Date	Opponent	Score	Att.
SCORING	1294	1127	* 1/2/19	at West Virginia	w 62-59	10358
Points per game	71.9	62.6	* 1/5/19	KANSAS STATE	w 63-57	15098
Scoring margin	+9.3	-	* 1/8/19	OKLAHOMA	w 66-59	14090
FIELD GOALS-ATT	453-993	373-956	* 01/12/19	at Texas	w 68-62	14070
Field goal pct	.456	.390	* 1/16/19	ISU	L 64-68	15098
3 POINT FG-ATT	141-388	133-396	* 01/19/19	at Baylor	L 62-73	9018
3-point FG pct	.363	.336	* 01/22/19	at Kansas State	L 45-58	11134
3-pt FG made per game	7.8	7.4	* 1/28/19	TCU	w 84-65	12736
FREE THROWS-ATT	247-329	248-361	* 02/02/19	at Kansas	L 63-79	16300
Free throw pct	.751	.687	* 2/4/19	WEST VIRGINIA	w 81-50	12831
F-Throws made per game	13.7	13.8	* 02/09/19	at Oklahoma	w 66-54	9463
REBOUNDS	598	598	* 02/13/19	at Oklahoma St.	w 78-50	6155
Rebounds per game	33.2	33.2	* 2/16/19	BAYLOR	w 86-61	14598
Rebounding margin	+0.0	-	* 2/23/19	KANSAS	w 91-62	15098
ASSISTS	233	183	* 2/27/19	OKLAHOMA ST.	Wot 84-80	12248
Assists per game	12.9	10.2	* 03/02/19	at TCU	w 81-66	6616
TURNOVERS	206	261	* 3/4/19	TEXAS	w 70-51	15098
Turnovers per game	11.4	14.5	* 03/09/19	at ISU	w 80-73	14384
Turnover margin	+3.1	-	* = Conference game			
Assist/turnover ratio	1.1	0.7				
STEALS	129	103				
Steals per game	7.2	5.7				
BLOCKS	88	43				
Blocks per game	4.9	2.4				
ATTENDANCE	126895	97498				
Home games-Avg/Game	9-14099	9-10833				
Neutral site-Avg/Game	-	0-0				

Score by Periods	1st	2nd	OT	Totals
Texas Tech	619	662	13	1294
Opponents	516	602	9	1127



TEXAS TECH NCAA TOURNAMENT STATS

RECORD:	OVERALL	HOME	AWAY	NEUTRAL
	4-0	0-0	0-0	4-0

#	Player	gp-gs	min	avg	Total		3-Point		F-Throw		Rebounds				pf	dq	a	to	blk	stl	pts	avg
					fg-fga	fg%	3fg-fga	3fg%	ft-fga	ft%	off	def	tot	avg								
23	Culver, Jarrett	4-4	133	33.2	30-72	.417	6-22	.273	20-27	.741	5	22	27	6.8	9	0	18	10	5	9	86	21.5
25	Moretti, Davide	4-4	136	34.0	16-33	.485	5-15	.333	11-13	.846	0	12	12	3.0	6	0	10	6	0	3	48	12.0
13	Mooney, Matt	4-4	131	32.8	17-44	.386	5-14	.357	8-8	1.000	1	11	12	3.0	6	0	16	16	0	12	47	11.8
11	Owens, Tariq	4-4	125	31.3	16-23	.696	1-3	.333	5-7	.714	5	22	27	6.8	10	0	1	3	10	2	38	9.5
32	Odiase, Norensense	4-4	72	18.0	8-10	.800	0-0	.000	6-9	.667	10	13	23	5.8	10	0	1	3	2	0	22	5.5
01	Francis, Brandone	4-0	99	24.8	8-21	.381	3-11	.273	2-4	.500	0	7	7	1.8	9	0	4	3	1	3	21	5.3
00	Edwards, Kyler	4-0	50	12.5	5-9	.556	5-7	.714	2-3	.667	0	5	5	1.3	3	0	1	0	1	0	17	4.3
03	Corprew, Deshawn	4-0	44	11.0	4-9	.444	1-3	.333	0-0	.000	2	9	11	2.8	5	0	1	0	3	2	9	2.3
35	Mballa, Josh	2-0	2	1.0	0-0	.000	0-0	.000	0-0	.000	0	0	0	0.0	0	0	0	0	0	0	0	0.0
10	Ondigo, Malik	2-0	2	1.0	0-0	.000	0-0	.000	0-0	.000	0	0	0	0.0	0	0	0	0	0	0	0	0.0
24	Benson, Avery	2-0	2	1.0	0-0	.000	0-0	.000	0-0	.000	0	0	0	0.0	0	0	0	0	0	1	0	0.0
30	Sorrells, Andrew	2-0	2	1.0	0-0	.000	0-0	.000	0-0	.000	0	0	0	0.0	0	0	0	1	0	0	0	0.0
20	Hicks, Parker	2-0	2	1.0	0-0	.000	0-0	.000	0-0	.000	0	0	0	0.0	0	0	0	1	0	0	0	0.0
Team											7	5	12				3					
Total.....		4	800		104-221	.471	26-75	.347	54-71	.761	30	106	136	34.0	58	0	52	46	22	32	288	72.0
Opponents.....		4	800		83-222	.374	22-94	.234	40-63	.635	46	97	143	35.8	68	-	46	63	10	26	228	57.0

TEAM STATISTICS	TTU	OPP	Date	Opponent	Score	Att.
SCORING	288	228	03/22/19	vs Northern Kentucky	w 72-57	12352
Points per game	72.0	57.0	03/24/19	vs Buffalo	w 78-58	0
Scoring margin	+15.0	-	03/28/19	vs Michigan	w 63-44	16145
FIELD GOALS-ATT	104-221	83-222	03/30/19	vs Gonzaga	w 75-69	15277
Field goal pct	.471	.374	* = Conference game			
3 POINT FG-ATT	26-75	22-94				
3-point FG pct	.347	.234				
3-pt FG made per game	6.5	5.5				
FREE THROWS-ATT	54-71	40-63				
Free throw pct	.761	.635				
F-Throws made per game	13.5	10.0				
REBOUNDS	136	143				
Rebounds per game	34.0	35.8				
Rebounding margin	-1.7	-				
ASSISTS	52	46				
Assists per game	13.0	11.5				
TURNOVERS	46	63				
Turnovers per game	11.5	15.8				
Turnover margin	+4.3	-				
Assist/turnover ratio	1.1	0.7				
STEALS	32	26				
Steals per game	8.0	6.5				
BLOCKS	22	10				
Blocks per game	5.5	2.5				
ATTENDANCE	0	43774				
Home games-Avg/Game	0-0	0-0				
Neutral site-Avg/Game	-	4-10944				

Score by Periods	1st	2nd	Totals
Texas Tech	122	166	288
Opponents	104	124	228

Opponent	1st	2nd	Score	Mar	Total FG	FG Pct	3-Pointers	3FG Pct	Free Throws	FT Pct	Rebounds	Assist	T/Over	Block	Steal	Fouls	
UIW	39/30	48/7	87-37	+50	34-57/13-49	.596/.265	9-22/2-13	.409/.154	10-13/9-13	.769/.692	35/28	+7	19/7	14/29	11/2	13/7	16/20
VALLEY	43/20	41/32	84-52	+32	32-64/18-54	.500/.333	8-19/9-23	.421/.391	12-21/7-8	.571/.875	50/25	+25	21/8	9/12	3/1	1/5	11/18
SLU	32/19	27/21	59-40	+19	22-52/12-46	.423/.261	5-19/5-29	.263/.172	10-16/11-18	.625/.611	38/25	+13	12/7	12/15	5/1	6/4	19/18
USC	23/32	55/31	78-63	+15	25-53/23-52	.472/.442	6-15/9-22	.400/.409	22-30/8-12	.733/.667	28/31	(3)	13/10	11/17	2/2	10/6	13/22
Nebraska	32/26	38/26	70-52	+18	25-57/17-48	.439/.354	4-12/5-23	.333/.217	16-20/13-21	.800/.619	38/29	+9	10/6	11/14	4/3	3/6	18/17
UNC	43/30	50/32	93-62	+31	37-61/19-55	.607/.345	10-16/4-24	.625/.167	9-12/20-29	.750/.690	31/36	(5)	21/7	6/16	6/1	10/1	22/16
Memphis	28/37	50/30	78-67	+11	26-53/23-66	.491/.348	4-13/3-15	.308/.200	22-30/18-28	.733/.643	36/39	(3)	18/13	17/18	11/2	8/10	22/26
UAPB	35/25	30/22	65-47	+18	26-62/14-43	.419/.326	3-15/5-15	.200/.333	10-20/14-18	.500/.778	41/30	+11	20/7	13/20	4/3	8/6	18/24
NSU	53/10	26/34	79-44	+35	29-60/13-53	.483/.245	10-23/4-19	.435/.211	11-17/14-22	.647/.636	41/33	+8	16/6	12/19	6/4	8/5	20/20
ACU	41/26	41/22	82-48	+34	30-54/15-53	.556/.283	7-22/5-21	.318/.238	15-21/13-22	.714/.591	39/26	+13	17/9	10/8	2/3	6/4	21/25
Duke	29/28	29/41	58-69	(11)	22-57/23-60	.386/.383	5-16/3-20	.313/.150	9-13/20-25	.692/.800	33/35	(2)	9/11	24/19	3/7	6/15	18/17
UTRGV	38/31	33/15	71-46	+25	28-52/16-49	.538/.327	4-14/5-16	.286/.313	11-16/9-14	.688/.643	34/22	+12	16/7	15/19	2/2	11/12	13/17
West Virginia	20/22	42/37	62-59	+3	21-55/18-43	.382/.419	3-18/5-19	.167/.263	17-24/18-32	.708/.563	31/41	(10)	5/6	13/22	4/2	12/5	25/25
KANSAS STATE	34/19	29/38	63-57	+6	17-38/19-57	.447/.333	6-19/4-23	.316/.174	23-31/15-24	.742/.625	32/33	(1)	9/9	19/14	8/3	5/6	22/25
OKLAHOMA	31/35	35/24	66-59	+7	22-49/20-62	.449/.323	5-19/9-29	.263/.310	17-17/10-14	1000/.714	31/38	(7)	11/11	14/14	8/2	8/7	14/18
Texas	26/30	42/32	68-62	+6	24-54/23-57	.444/.404	7-19/7-20	.368/.350	13-17/9-13	.765/.692	30/37	(7)	14/14	9/14	7/1	6/4	12/16
ISU	33/41	31/27	64-68	(4)	26-63/25-56	.413/.446	6-18/5-21	.333/.238	6-15/13-19	.400/.684	37/39	(2)	6/13	9/9	5/6	4/6	15/16
Baylor	31/33	31/40	62-73	(11)	21-45/24-58	.467/.414	5-15/11-29	.333/.379	15-19/14-16	.789/.875	29/31	(2)	12/16	17/13	3/1	8/10	18/17
Kansas State	24/32	21/26	45-58	(13)	16-49/19-41	.327/.463	5-23/5-17	.217/.294	8-11/15-22	.727/.682	25/33	(8)	7/7	13/17	2/0	10/8	19/16
ARKANSAS	30/33	37/31	67-64	+3	22-43/21-48	.512/.438	10-19/4-19	.526/.211	13-19/18-26	.684/.692	25/27	(2)	14/6	21/17	4/2	5/10	21/20
TCU	43/27	41/38	84-65	+19	32-59/21-46	.542/.457	9-21/6-18	.429/.333	11-14/17-24	.786/.708	31/28	+3	20/9	7/13	2/4	3/5	17/16
Kansas	26/46	37/33	63-79	(16)	22-64/27-59	.344/.458	6-28/13-30	.214/.433	13-22/12-19	.591/.632	42/39	+3	8/19	11/13	5/3	7/6	15/18
WEST VIRGINIA	36/21	45/29	81-50	+31	30-57/19-39	.526/.231	8-22/3-16	.364/.188	13-20/29-41	.650/.707	35/27	+8	20/5	21/26	4/2	13/10	29/22
Oklahoma	35/24	31/30	66-54	+12	23-54/21-58	.426/.362	10-22/4-14	.455/.286	10-12/8-12	.833/.667	38/35	+3	15/9	14/14	7/1	7/7	18/17
Oklahoma St.	44/23	34/27	78-50	+28	29-56/18-49	.518/.367	12-25/5-20	.480/.250	8-10/9-12	.800/.750	30/30	-	17/9	7/14	4/3	8/4	14/15
BAYLOR	45/32	41/29	86-61	+25	22-54/17-49	.407/.347	12-29/9-25	.414/.360	30-35/18-28	.857/.643	30/34	(4)	12/6	9/19	5/3	7/4	25/26
KANSAS	45/20	46/42	91-62	+29	34-56/22-48	.607/.458	16-26/9-21	.615/.429	7-13/9-12	.538/.750	30/23	+7	19/8	8/13	2/2	5/3	11/17
OKLAHOMA ST.	37/27	34/44	84-80	+4	28-67/26-64	.418/.406	3-19/17-32	.158/.531	25-32/11-13	.781/.846	44/34	+10	11/12	7/11	4/1	5/3	16/27
TCU	43/25	38/41	81-66	+15	33-58/24-62	.569/.387	8-21/9-25	.381/.360	7-8/9-14	.875/.643	33/30	+3	22/15	12/12	5/2	6/10	11/9
TEXAS	32/23	38/28	70-51	+19	25-50/16-54	.500/.296	9-18/4-18	.500/.222	11-16/15-20	.688/.750	33/31	+2	12/3	7/9	8/3	7/2	18/17
ISU	34/36	46/37	80-73	+7	28-65/24-54	.431/.444	11-26/8-19	.423/.421	13-13/17-26	1000/.654	37/35	+2	13/12	9/14	5/4	8/3	19/14
West Virginia	29/38	45/41	74-79	(5)	26-57/26-67	.456/.388	6-18/7-19	.333/.368	16-18/20-22	.889/.909	30/44	(14)	10/18	15/17	6/3	12/12	19/18
Northern Kentucky	30/26	42/31	72-57	+15	28-53/23-62	.528/.371	6-17/5-22	.353/.227	10-17/6-8	.588/.750	31/39	(8)	18/11	11/17	8/3	7/6	9/17
Buffalo	33/25	45/33	78-58	+20	27-56/19-52	.482/.365	5-16/9-27	.313/.333	19-25/11-22	.760/.500	45/32	+13	11/11	14/16	3/1	8/7	18/22
Michigan	24/16	39/28	63-44	+19	24-55/16-49	.436/.327	6-19/1-19	.316/.053	9-10/11-17	.900/.647	31/35	(4)	12/9	8/14	4/2	8/5	17/13
Gonzaga	35/37	40/32	75-69	+6	25-57/25-59	.439/.424	9-23/7-26	.391/.269	16-19/12-16	.842/.750	29/37	(8)	11/15	13/16	7/4	9/8	14/16

TEXAS TECH GAME-BY-GAME STATS

Opponent	Date	Score		fg-fga	pct	3fg-fga	pct	ft-fa	pct	off	def	tot	avg	pf	a	t/o	blk	stl	pts	avg
UIW	11/6/18	87-37	W	34-57	.596	9-22	.409	10-13	.769	11	24	35	35.0	16	19	14	11	13	87	87.0
VALLEY	11/9/18	84-52	W	32-64	.500	8-19	.421	12-21	.571	19	31	50	42.5	11	21	9	3	1	84	85.5
SLU	11/13/18	59-40	W	22-52	.423	5-19	.263	10-16	.625	5	33	38	41.0	19	12	12	5	6	59	76.7
vs USC	11/19/18	78-63	W	25-53	.472	6-15	.400	22-30	.733	5	23	28	37.8	13	13	11	2	10	78	77.0
vs Nebraska	11/20/18	70-52	W	25-57	.439	4-12	.333	16-20	.800	11	27	38	37.8	18	10	11	4	3	70	75.6
UNC	11/24/18	93-62	W	37-61	.607	10-16	.625	9-12	.750	5	26	31	36.7	22	21	6	6	10	93	78.5
vs Memphis	12/1/18	78-67	W	26-53	.491	4-13	.308	22-30	.733	11	25	36	36.6	22	18	17	11	8	78	78.4
UAPB	12/5/18	65-47	W	26-62	.419	3-15	.200	10-20	.500	16	25	41	37.1	18	20	13	4	8	65	76.8
NSU	12/12/18	79-44	W	29-60	.483	10-23	.435	11-17	.647	10	31	41	37.6	20	16	12	6	8	79	77.0
ACU	12/15/18	82-48	W	30-54	.556	7-22	.318	15-21	.714	7	32	39	37.7	21	17	10	2	6	82	77.5
vs Duke	12/20/18	58-69	L	22-57	.386	5-16	.313	9-13	.692	6	27	33	37.3	18	9	24	3	6	58	75.7
UTRGV	12/28/18	71-46	W	28-52	.538	4-14	.286	11-16	.688	9	25	34	37.0	13	16	15	2	11	71	75.3
at West Virginia	1/2/19	62-59	W	21-55	.382	3-18	.167	17-24	.708	9	22	31	36.5	25	5	13	4	12	62	74.3
KANSAS STATE	1/5/19	63-57	W	17-38	.447	6-19	.316	23-31	.742	5	27	32	36.2	22	9	19	8	5	63	73.5
OKLAHOMA	1/8/19	66-59	W	22-49	.449	5-19	.263	17-17	1.000	3	28	31	35.9	14	11	14	8	8	66	73.0
at Texas	01/12/19	68-62	W	24-54	.444	7-19	.368	13-17	.765	7	23	30	35.5	12	14	9	7	6	68	72.7
ISU	1/16/19	64-68	L	26-63	.413	6-18	.333	6-15	.400	9	28	37	35.6	15	6	9	5	4	64	72.2
at Baylor	01/19/19	62-73	L	21-45	.467	5-15	.333	15-19	.789	8	21	29	35.2	18	12	17	3	8	62	71.6
at Kansas State	01/22/19	45-58	L	16-49	.327	5-23	.217	8-11	.727	7	18	25	34.7	19	7	13	2	10	45	70.2
ARKANSAS	1/26/19	67-64	W	22-43	.512	10-19	.526	13-19	.684	6	19	25	34.2	21	14	21	4	5	67	70.1
TCU	1/28/19	84-65	W	32-59	.542	9-21	.429	11-14	.786	9	22	31	34.0	17	20	7	2	3	84	70.7
at Kansas	02/02/19	63-79	L	22-64	.344	6-28	.214	13-22	.591	13	29	42	34.4	15	8	11	5	7	63	70.4
WEST VIRGINIA	2/4/19	81-50	W	30-57	.526	8-22	.364	13-20	.650	12	23	35	34.4	29	20	21	4	13	81	70.8
at Oklahoma	02/09/19	66-54	W	23-54	.426	10-22	.455	10-12	.833	9	29	38	34.6	18	15	14	7	7	66	70.6
at Oklahoma St.	02/13/19	78-50	W	29-56	.518	12-25	.480	8-10	.800	6	24	30	34.4	14	17	7	4	8	78	70.9
BAYLOR	2/16/19	86-61	W	22-54	.407	12-29	.414	30-35	.857	13	17	30	34.2	25	12	9	5	7	86	71.5
KANSAS	2/23/19	91-62	W	34-56	.607	16-26	.615	7-13	.538	9	21	30	34.1	11	19	8	2	5	91	72.2
OKLAHOMA ST.	2/27/19	84-80	Wot	28-67	.418	3-19	.158	25-32	.781	12	32	44	34.4	16	11	7	4	5	84	72.6
at TCU	03/02/19	81-66	W	33-58	.569	8-21	.381	7-8	.875	10	23	33	34							

TEXAS TECH GAME HIGHS SINCE OPENING BIG 12 PLAY

Opponent	Date	Score	Points	Rebounds	Assists	Steals	Blocked shots
at West Virginia	1/2/19	62-59	18-Culver, Jarrett	6-Culver, Jarrett	2-Culver, Jarrett	4-Francis, Brandone	2-Owens, Tariq Odiase, Norense
KANSAS STATE	1/5/19	63-57	19-Moretti, Davide	8-Owens, Tariq	3-Culver, Jarrett	2-Moretti, Davide	3-Owens, Tariq
OKLAHOMA	1/8/19	66-59	23-Culver, Jarrett	13-Culver, Jarrett	3-Moretti, Davide	3-Moretti, Davide	4-Owens, Tariq
at Texas	01/12/19	68-62	22-Mooney, Matt	9-Culver, Jarrett	6-Culver, Jarrett	3-Moretti, Davide	4-Owens, Tariq
ISU	1/16/19	64-68	20-Culver, Jarrett	16-Culver, Jarrett	2-Edwards, Kyler	2-Culver, Jarrett	3-Owens, Tariq
at Baylor	01/19/19	62-73	19-Culver, Jarrett	9-Culver, Jarrett	5-Culver, Jarrett	3-Culver, Jarrett Moretti, Davide	2-Odiase, Norense
at Kansas State	01/22/19	45-58	17-Culver, Jarrett	7-Culver, Jarrett	3-Culver, Jarrett Mooney, Matt	5-Culver, Jarrett	1-Corprew, Deshawn Owens, Tariq
ARKANSAS	1/26/19	67-64	21-Moretti, Davide	7-Odiase, Norense	4-Culver, Jarrett	3-Culver, Jarrett	3-Owens, Tariq
TCU	1/28/19	84-65	18-Mooney, Matt Culver, Jarrett	7-Culver, Jarrett	7-Moretti, Davide	1-Moretti, Davide Edwards, Kyler Culver, Jarrett	1-Edwards, Kyler Owens, Tariq
at Kansas	02/02/19	63-79	14-Moretti, Davide	10-Owens, Tariq	3-Mooney, Matt	2-Mooney, Matt	3-Owens, Tariq
WEST VIRGINIA	2/4/19	81-50	16-Francis, Brandone	10-Odiase, Norense	5-Mooney, Matt	4-Mooney, Matt	1-Mballe, Josh Mooney, Matt Owens, Tariq Odiase, Norense
at Oklahoma	02/09/19	66-54	14-Moretti, Davide	11-Odiase, Norense	6-Edwards, Kyler	4-Mooney, Matt	4-Owens, Tariq
at Oklahoma St.	02/13/19	78-50	19-Culver, Jarrett	7-Owens, Tariq	8-Moretti, Davide	2-Culver, Jarrett Edwards, Kyler	2-Owens, Tariq
BAYLOR	2/16/19	86-61	18-Culver, Jarrett	8-Culver, Jarrett	4-Culver, Jarrett	2-Mooney, Matt Francis, Brandone	2-Owens, Tariq
KANSAS	2/23/19	91-62	26-Culver, Jarrett	13-Odiase, Norense	6-Mooney, Matt	1-Francis, Brandone Moretti, Davide Owens, Tariq Corprew, Deshawn Mooney, Matt	1-Odiase, Norense Owens, Tariq
OKLAHOMA ST.	2/27/19	84-80	20-Moretti, Davide	10-Culver, Jarrett	6-Mooney, Matt	2-Culver, Jarrett	2-Owens, Tariq
at TCU	03/02/19	81-66	15-Culver, Jarrett Moretti, Davide	13-Owens, Tariq	7-Culver, Jarrett	5-Culver, Jarrett	3-Owens, Tariq
TEXAS	3/4/19	70-51	16-Culver, Jarrett	7-Culver, Jarrett	4-Moretti, Davide Mooney, Matt	2-Culver, Jarrett Owens, Tariq	3-Owens, Tariq Odiase, Norense
at ISU	03/09/19	80-73	31-Culver, Jarrett	14-Owens, Tariq	5-Mooney, Matt	4-Mooney, Matt	3-Owens, Tariq
vs West Virginia	03/14/19	74-79	26-Culver, Jarrett	10-Culver, Jarrett	5-Mooney, Matt	5-Culver, Jarrett	3-Owens, Tariq
vs Northern Kentucky	03/22/19	72-57	29-Culver, Jarrett	8-Culver, Jarrett	8-Mooney, Matt	5-Mooney, Matt	5-Owens, Tariq
vs Buffalo	03/24/19	78-58	16-Culver, Jarrett	15-Odiase, Norense	5-Culver, Jarrett	2-Francis, Brandone Mooney, Matt Culver, Jarrett	3-Culver, Jarrett
vs Michigan	03/28/19	63-44	22-Culver, Jarrett	10-Owens, Tariq	4-Culver, Jarrett Moretti, Davide	3-Culver, Jarrett	2-Owens, Tariq Corprew, Deshawn
vs Gonzaga	03/30/19	75-69	19-Culver, Jarrett	7-Owens, Tariq	5-Mooney, Matt	3-Mooney, Matt Culver, Jarrett	3-Owens, Tariq



TEXAS TECH • NCAA CHAMPIONSHIPS RECORDS

1954 • WEST REGION - CORVALLIS, OREGON

03/09/1954 • Santa Clara 73, Texas Tech 64 1st Round • 32

1956 • WEST REGION - WICHITA, KANSAS

03/13/1956 • SMU 68, Texas Tech 67 1st Round • 32

1961 • MIDWEST REGION - LAWRENCE, KANSAS

03/17/1961 • Cincinnati 78, Texas Tech 55 Regional Semi • 16
03/18/1961 • Texas Tech 69, Houston 67 Regional 3rd Place • C

1962 • MIDWEST REGION - DALLAS, TEXAS

03/12/1962 • Texas Tech 68, Air Force 66 1st Round • 32

1962 • MIDWEST REGION - MANHATTAN, KANSAS

03/16/1962 • Colorado 67, Texas Tech 60 Regional Semi • 16
03/17/1962 • Creighton 63, Texas Tech 61 Regional 3rd Place • C

1973 • MIDWEST REGION - WICHITA, KANSAS

03/10/1973 • South Carolina 68, Texas Tech 60 1st Round • 32

1976 • MIDWEST REGION - DENTON, TEXAS

03/13/1976 • Texas Tech 69, Syracuse 56 1st Round • 32

1976 • MIDWEST REGION - LOUISVILLE, KENTUCKY

03/18/1976 • Missouri 86, Texas Tech 75 Regional Semi • 16

1985 • MIDWEST REGION - HOUSTON, TEXAS

03/15/1985 • [11] Boston College 55, [6] Texas Tech 53 1st Round • 64

1986 • MIDWEST REGION - DAYTON, OHIO

03/13/1986 • [4] Georgetown 70, [13] Texas Tech 64 1st Round • 64

1993 • EAST REGION - DAYTON, OHIO

03/18/1993 • [5] St. John's 85, [12] Texas Tech 67 1st Round • 64

1996 • EAST REGION - RICHMOND, VIRGINIA

03/15/1996 • [3] Texas Tech 74, [14] Northern Illinois 73 1st Round • 64
03/17/1996 • [3] Texas Tech 92, [6] North Carolina 73 2nd Round • 32

1996 • EAST REGION - ATLANTA, GEORGIA

03/21/1996 • [2] Georgetown 98, [3] Texas Tech 90 Regional Semi • 16

2002 • EAST REGION - CHICAGO, ILLINOIS

03/15/2002 • [11] Southern Illinois 76, [6] Texas Tech 68 1st Round • 64

2004 • EAST REGION - BUFFALO, NEW YORK

03/18/2004 • [8] Texas Tech 76, [9] Charlotte 73 1st Round • 64
03/20/2004 • [1] Saint Joseph's 70, [8] Texas Tech 65 2nd Round • 32

2005 • WEST REGION - TUCSON, ARIZONA

03/17/2005 • [6] Texas Tech 78, [11] UCLA 66 1st Round • 64
03/19/2005 • [6] Texas Tech 71, [3] Gonzaga 69 2nd Round • 32

2005 • WEST REGION - ALBUQUERQUE, NEW MEXICO

03/24/2005 • [7] West Virginia 65, [6] Texas Tech 60 Regional Semi • 16

2007 • EAST REGION - WINSTON-SALEM, NORTH CAROLINA

03/15/2007 • [7] Boston College 84, [10] Texas Tech 75 1st Round • 64

2016 • MIDWEST REGION - RALEIGH, NORTH CAROLINA

03/17/2016 • [9] Butler 71, [8] Texas Tech 61 1st Round • 64

2018 • EAST REGION - DALLAS, TEXAS

03/15/2018 • [3] Texas Tech 70, [14] Stephen F. Austin 60 1st Round • 64
03/17/2018 • [3] Texas Tech 69, [6] Florida 66 2nd Round • 32

2018 • EAST REGION - BOSTON, MASSACHUSETTS

03/23/2018 • [3] Texas Tech 78, [2] Purdue 65 Regional Semi • 16
03/25/2018 • [1] Villanova 71, [3] Texas Tech 59 Regional Final • 8

2019 • WEST REGION - TULSA, OKLAHOMA

03/22/2019 • [3] Texas Tech 72, [14] Northern Kentucky 57 1st Round • 64
03/24/2019 • [3] Texas Tech 78, [6] Buffalo 58 2nd Round • 32
03/29/2019 • [3] Texas Tech 63, [2] Michigan 44 Regional Semi • 16
03/31/2018 • [3] Texas Tech 75, [1] Gonzaga 69 Regional Final • 8

[] - Seed for NCAA Tournament in region
C - Consolation Game

MOST TOTAL POINTS - TEAM

PTS	OPPONENT	DATE
1	92 vs. North Carolina	03/17/1996
2	90 vs. Georgetown	03/21/1996
3	78 vs. Buffalo	03/24/2019
	78 vs. Purdue	03/23/2018
	78 vs. UCLA	03/17/2005
5	76 vs. Charlotte	03/18/2004
6	75 vs. Gonzaga	03/31/2019
	75 vs. Boston College	03/15/2007
	75 vs. Missouri	03/18/1976
	74 vs. Northern Illinois	03/15/1996
	72 vs. Northern Kentucky	03/22/2019
	71 vs. Gonzaga	03/19/2005

FEWEST TOTAL POINTS - TEAM

PTS	OPPONENT	DATE
1	53 vs. Boston College	03/15/1985
2	55 vs. Cincinnati	03/17/1961
3	57 vs. Northern Kentucky	03/22/2019
4	59 vs. Villanova	03/25/2018
5	60 vs. Stephen F. Austin	03/15/2018
	60 vs. West Virginia	03/24/2005
	60 vs. South Carolina	03/10/1973
	60 vs. Colorado	03/16/1962

FIELD GOALS MADE - TEAM

FGM	OPPONENT	DATE
1	31 vs. Missouri	03/18/1976
2	30 vs. Boston College	03/15/2007
	30 vs. Georgetown	03/21/1996
	30 vs. North Carolina	03/17/1996
	30 vs. South Carolina	03/10/1973
6	29 vs. Gonzaga	03/19/2005
	29 vs. Charlotte	03/18/2004
8	28 vs. Northern Kentucky	03/22/2019
	28 vs. Purdue	03/23/2018
	28 vs. Florida	03/17/2018
	28 vs. Northern Illinois	03/15/1996

FIELD GOALS ATTEMPTED - TEAM

FGM	OPPONENT	DATE
1	87 vs. Missouri	03/18/1976
2	80 vs. St. John's	03/18/1993
3	67 vs. Southern Illinois	03/15/2002
	67 vs. Northern Illinois	03/15/1996
5	66 vs. Georgetown	03/21/1996
6	65 vs. Boston College	03/15/2007

3-POINT FIELD GOALS MADE - TEAM

3PM	OPPONENT	DATE
1	12 vs. North Carolina	03/17/1996
2	9 vs. Gonzaga	03/31/2019
3	7 vs. Butler	03/17/2016
	7 vs. Boston College	03/15/2007
	7 vs. Georgetown	03/21/1996
	7 vs. St. John's	03/18/1993

3-POINT FIELD GOALS ATTEMPTED - TEAM

3PA	OPPONENT	DATE
1	33 vs. St. John's	03/18/1993
2	26 vs. North Carolina	03/17/1996
3	23 vs. Gonzaga	03/31/2019
4	22 vs. Northern Illinois	03/15/1996
5	20 vs. Villanova	03/25/2018
6	19 vs. Michigan	03/29/2019
7	18 vs. Purdue	03/23/2018
	18 vs. Butler	03/17/2016

FREE THROWS MADE - TEAM

FTM	OPPONENT	DATE
1	23 vs. Georgetown	03/21/1996
	23 vs. SMU	03/13/1956
3	20 vs. North Carolina	03/17/1996
4	19 vs. Buffalo	03/24/2019
	19 vs. Creighton	03/17/1962
6	17 vs. Purdue	03/23/2018
	17 vs. Syracuse	03/13/1976
	17 vs. Houston	03/18/1961
9	16 vs. Stephen F. Austin	03/15/2018
	16 vs. Air Force	03/12/1962
	16 vs. Santa Clara	03/09/1954

FREE THROWS ATTEMPTED - TEAM

FTA	OPPONENT	DATE
1	35 vs. Georgetown	03/21/1996
2	33 vs. Houston	03/18/1961
3	31 vs. Creighton	03/17/1962
4	30 vs. North Carolina	03/17/1996
5	29 vs. SMU	03/13/1956
6	26 vs. Santa Clara	03/09/1954
7	25 vs. Buffalo	03/24/2019
	25 vs. Missouri	03/18/1976
	25 vs. Air Force	03/12/1962
	25 vs. Cincinnati	03/17/1961

REBOUNDING - TEAM

REB	OPPONENT	DATE
1	45 vs. Buffalo	03/24/2019
2	42 vs. Missouri	03/18/1976
3	41 vs. Stephen F. Austin	03/15/2018
4	39 vs. Florida	03/17/2018
5	36 vs. Northern Illinois	03/15/1996
6	35 vs. Georgetown	03/21/1996
	35 vs. Air Force	03/12/1962

ASSISTS - TEAM

AST	OPPONENT	DATE
1	22 vs. North Carolina	03/17/1996
2	21 vs. UCLA	03/17/2005
3	19 vs. Northern Illinois	03/15/1996
	19 vs. South Carolina	03/10/1973
5	18 vs. Gonzaga	03/19/2005
	18 vs. Northern Kentucky	03/22/2019
6	17 vs. Florida	03/17/2018
	17 vs. Charlotte	03/18/2004
	17 vs. Georgetown	03/13/1986
9	16 vs. Saint Joseph's	03/20/2004
	16 vs. St. John's	03/18/1993

BLOCKS - TEAM

BLK	OPPONENT	DATE
1	8 vs. Northern Kentucky	03/22/2019
2	7 vs. Gonzaga	03/31/2019
3	6 vs. Stephen F. Austin	03/15/2018
4	5 vs. Purdue	03/23/2018
	5 vs. Florida	03/17/2018
	4 vs. Michigan	03/29/2019
	4 vs. Butler	03/17/2016
	4 vs. Northern Illinois	03/15/1996

STEALS - TEAM

STL	OPPONENT	DATE
1	11 vs. West Virginia	03/24/2005
2	10 vs. Southern Illinois	03/15/2002
	10 vs. South Carolina	03/10/1973
4	9 vs. Gonzaga	03/31/2019
	9 vs. St. John's	03/18/1993
	9 vs. Boston College	03/15/1985
6	8 vs. Michigan	03/29/2019
	8 vs. Buffalo	03/24/2019
7	7 vs. Northern Kentucky	03/22/2019
	7 vs. Gonzaga	03/19/2005
	7 vs. UCLA	03/17/2005
	7 vs. Saint Joseph's	03/20/2004
	7 vs. Charlotte	03/18/2004

TEXAS TECH - NCAA CHAMPIONSHIPS RECORDS

POINTS - INDIVIDUAL

PTS	PLAYER	OPPONENT	DATE
1	29	Jarrett Culver vs. Northern Kentucky	03/22/2019
2	28	Ronald Ross vs. UCLA	03/17/2005
3	27	Jason Sasser vs. North Carolina	03/17/1996
4	26	Will Flemons vs. St. John's	03/18/1993
	26	Harold Hudgens vs. Cincinnati	03/17/1961
6	25	Jason Sasser vs. Georgetown	03/21/1996
7	24	Ronald Ross vs. Gonzaga	03/19/2005
	24	Del Ray Mounts vs. Creighton	03/17/1962
	24	Harold Hudgens vs. Houston	03/18/1961
10	23	Keenan Evans vs. Stephen F. Austin	03/15/2018
	23	Rick Bullock vs. Missouri	03/18/1976
	23	Eugene Carpenter vs. SMU	03/13/1956
13	22	Jarrett Culver vs. Michigan	03/29/2019
	22	Keenan Evans vs. Florida	03/17/2018
	22	Wendell Owens vs. Georgetown	03/13/1986
15	21	Martin Zeno vs. Boston College	03/15/2007
	21	Jason Sasser vs. Northern Illinois	03/15/1996
	21	Mike Russell vs. Syracuse	03/13/1976
	21	Eugene Carpenter vs. Santa Clara	03/09/1954
19	20	Andre Emmett vs. Charlotte	03/18/2004
	20	Bobby Gindorf vs. Air Force	03/12/1962

FIELD GOALS MADE - INDIVIDUAL

FGM	PLAYER	OPPONENT	DATE
1	11	Ronald Ross vs. UCLA	03/17/2005
	11	Harold Hudgens vs. Houston	03/18/1961
3	10	Jarrett Culver vs. Northern Kentucky	03/22/2019
	10	Jason Sasser vs. North Carolina	03/17/1996
	10	Eugene Carpenter vs. SMU	03/13/1956
5	9	Jarrett Culver vs. Michigan	03/29/2019
	9	Martin Zeno vs. Boston College	03/15/2007
	9	Ronald Ross vs. Gonzaga	03/19/2005
	9	Will Flemons vs. St. John's	03/18/1993
	9	Harold Hudgens vs. Cincinnati	03/17/1961
9	8	Keenan Evans vs. Florida	03/17/2018
	8	Zhaire Smith vs. Florida	03/17/2018
	8	Ronald Ross vs. West Virginia	03/24/2005
	8	Jarrius Jackson vs. UCLA	03/17/2005
	8	Andre Emmett vs. Charlotte	03/18/2004
	8	Kasib Powell vs. Southern Illinois	03/15/2002
	8	Jason Sasser vs. Georgetown	03/21/1996
	8	Tony Benford vs. Georgetown	03/13/1986
	8	Bubba Jennings vs. Boston College	03/15/1985
	8	Rick Bullock vs. Missouri	03/18/1976
	8	Mike Russell vs. Syracuse	03/13/1976
	8	Rick Bullock vs. South Carolina	03/10/1973
	8	Bobby Gindorf vs. Air Force	03/12/1962

FIELD GOALS ATTEMPTED - INDIVIDUAL

FGA	PLAYER	OPPONENT	DATE
1	24	Eugene Carpenter vs. SMU	03/13/1956
2	22	Ronald Ross vs. West Virginia	03/24/2005
3	21	Ronald Ross vs. Gonzaga	03/19/2005
4	20	Ronald Ross vs. UCLA	03/17/2005
	20	Kasib Powell vs. Southern Illinois	03/15/2002
	20	Will Flemons vs. St. John's	03/18/1993
	20	Rick Bullock vs. Missouri	03/18/1976
	20	Del Ray Mounts vs. Colorado	03/16/1962
	20	Harold Hudgens vs. Cincinnati	03/17/1961
10	19	Jarrett Culver vs. Michigan	03/29/2019
	19	Jarrett Culver vs. Gonzaga	03/31/2019
11	18	Jason Sasser vs. Georgetown	03/21/1996
	18	Rick Bullock vs. South Carolina	03/10/1973
	18	Bobby Gindorf vs. Air Force	03/12/1962

3-POINT FIELD GOALS MADE - INDIVIDUAL

3PM	PLAYER	OPPONENT	DATE
1	4	Devaughnah Williams vs. Butler	03/17/2016
	4	Cory Carr vs. North Carolina	03/17/1996
	4	Jason Sasser vs. North Carolina	03/17/1996
4	3	Davide Moretti vs. Michigan	03/29/2019
	3	Jarrett Culver vs. Northern Kentucky	03/22/2019
	3	Keenan Evans vs. Florida	03/17/2018
	3	Koy Smith vs. North Carolina	03/17/1996
	3	Cory Carr vs. Georgetown	03/21/1996
	3	Cory Carr vs. Northern Illinois	03/15/1996
	3	Will Flemons vs. St. John's	03/18/1993

3-POINT FIELD GOALS ATTEMPTED - INDIVIDUAL

3PA	PLAYER	OPPONENT	DATE
1	10	Cory Carr vs. Northern Illinois	03/15/1996
2	9	Cory Carr vs. North Carolina	03/17/1996
3	8	Devaughnah Williams vs. Butler	03/17/2016
	8	Cory Carr vs. Georgetown	03/21/1996
	8	Koy Smith vs. St. John's	03/18/1993
6	7	Jarrett Culver vs. Villanova	03/25/2018
	7	Will Flemons vs. St. John's	03/18/1993

FREE THROWS MADE - INDIVIDUAL

FTM	PLAYER	OPPONENT	DATE
1	12	Del Ray Mounts vs. Creighton	03/17/1962
	12	Ned Underwood vs. SMU	03/13/1956
3	10	Keenan Evans vs. Stephen F. Austin	03/15/2018
4	9	Keenan Evans vs. Purdue	03/23/2018
	9	Eugene Carpenter vs. Santa Clara	03/09/1954
6	8	Wendell Owens vs. Georgetown	03/13/1986
	8	Del Ray Mounts vs. Houston	03/18/1961
	8	Harold Hudgens vs. Cincinnati	03/17/1961
9	7	Jarrett Culver vs. Gonzaga	03/31/2019
	7	Jason Sasser vs. Georgetown	03/21/1996
	7	Tony Battie vs. North Carolina	03/17/1996
	7	Rick Bullock vs. Missouri	03/18/1976
	7	Roger Hennig vs. Houston	03/18/1961

FREE THROWS ATTEMPTED - INDIVIDUAL

FTA	PLAYER	OPPONENT	DATE
1	14	Del Ray Mounts vs. Creighton	03/17/1962
	14	Ned Underwood vs. SMU	03/13/1956
3	12	Rick Bullock vs. Missouri	03/18/1976
4	11	Del Ray Mounts vs. Houston	03/18/1961
	11	Eugene Carpenter vs. Santa Clara	03/09/1954
6	10	Keenan Evans vs. Purdue	03/23/2018
	10	Keenan Evans vs. Stephen F. Austin	03/15/2018
	10	Jason Sasser vs. Georgetown	03/21/1996
	10	Tony Battie vs. North Carolina	03/17/1996
	10	Wendell Owens vs. Georgetown	03/13/1986
	10	Harold Hudgens vs. Cincinnati	03/17/1961

REBOUNDING - INDIVIDUAL

REB	PLAYER	OPPONENT	DATE
1	15	Norense Odiase vs. Buffalo	03/24/2019
2	14	Tony Battie vs. North Carolina	03/17/1996
	14	Mike Russell vs. Syracuse	03/18/1976
	14	Rick Bullock vs. Missouri	03/18/1976
5	12	Vince Taylor vs. Boston College	03/15/1985
	12	Mike Russell vs. Syracuse	03/13/1976
	12	Harold Hudgens vs. Air Force	03/12/1962
8	10	Tariq Owens vs. Michigan	03/29/2019
	10	Darryl Dora vs. Charlotte	03/18/2004
	10	Andy Ellis vs. Southern Illinois	03/15/2002
	10	Will Flemons vs. St. John's	03/18/1993
	10	Harold Hudgens vs. Colorado	03/16/1962

ASSISTS - INDIVIDUAL

AST	PLAYER	OPPONENT	DATE
1	10	Jason Martin vs. North Carolina	03/17/1996
2	9	Richard Little vs. South Carolina	03/10/1973
3	8	Matt Mooney vs. Northern Kentucky	03/22/2019
4	7	Jarrett Culver vs. Northern Kentucky	03/22/2019
	7	Zhaire Smith vs. Florida	03/17/2018
	7	Phil Wallace vs. Boston College	03/15/1985
6	6	Keenan Evans vs. Butler	03/17/2016
	6	Darryl Dora vs. Charlotte	03/18/2004
	6	Martin Zeno vs. Gonzaga	03/19/2005
9	5	Matt Mooney vs. Gonzaga	03/31/2019
	5	Jarrett Culver vs. Buffalo	03/24/2019
	5	Keenan Evans vs. Stephen F. Austin	03/15/2018
	5	Koy Smith vs. North Carolina	03/17/1996
	5	Jason Martin vs. Northern Illinois	03/15/1996
	5	Jason Sasser vs. St. John's	03/18/1993
	5	Tobin Doda vs. Georgetown	03/13/1986

STEALS - INDIVIDUAL

STL	PLAYER	OPPONENT	DATE
1	5	Matt Mooney vs. Northern Kentucky	03/22/2019
	5	Will Chavis vs. Southern Illinois	03/15/2002
2	4	Ronald Ross vs. West Virginia	03/24/2005
	4	Richard Little vs. South Carolina	03/10/1973
4	3	Matt Mooney vs. Gonzaga	03/31/2019
	3	Jarrett Culver vs. Gonzaga	03/31/2019
	3	Ronald Ross vs. Michigan	03/29/2019
	3	Jarrius Jackson vs. West Virginia	03/24/2005
	3	Ronald Ross vs. Gonzaga	03/19/2005
	3	Ronald Ross vs. UCLA	03/17/2005
	3	Ronald Ross vs. Saint Joseph's	03/20/2004
	3	Andre Emmett vs. Charlotte	03/18/2004
	3	Andre Emmett vs. Southern Illinois	03/15/2002
	3	Jason Martin vs. Georgetown	03/21/1996
	3	Jason Sasser vs. St. John's	03/18/1993
	3	Wendell Owens vs. Georgetown	03/13/1986
	3	Bubba Jennings vs. Boston College	03/15/1985
	3	Phil Wallace vs. Boston College	03/15/1985
	3	Mike Russell vs. Missouri	03/18/1976
	3	Steve Dunn vs. Syracuse	03/13/1976

BLOCKS - INDIVIDUAL

BLK	PLAYER	OPPONENT	DATE
1	5	Tariq Owens vs. Northern Kentucky	03/22/2019
2	3	Tariq Owens vs. Gonzaga	03/31/2019
	3	Jarrett Culver vs. Buffalo	03/24/2019
3	2	Zach Smith vs. Stephen F. Austin	03/15/2018
	2	Tariq Owens vs. Michigan	03/29/2019
	2	Deshawn Corprew vs. Michigan	03/29/2019
	2	Zhaire Smith vs. Purdue	03/23/2018
	2	Zach Smith vs. Butler	03/17/2016
	2	Andy Ellis vs. Southern Illinois	03/15/2002
	2	Tony Battie vs. North Carolina	03/17/1996
	2	Tony Battie vs. Northern Illinois	03/15/1996

NCAA TOURNAMENT - DOUBLE-DOUBLES

PLAYER	OPPONENT	DATE
Norense Odiase		
14 PTS • 15 REB	vs. Buffalo	03/24/2019
Jarrett Culver		
16 PTS • 10 REB	vs. Buffalo	03/24/2019
Darryl Dora		
12 PTS • 10 REB	vs. Charlotte	03/18/2004
Andy Ellis		
19 PTS • 10 REB	vs. Southern Illinois	03/15/2002
Tony Battie		
16 PTS • 14 REB	vs. North Carolina	03/17/1996
Will Flemons		
26 PTS • 10 REB	vs. St. John's	03/18/1993
Vince Taylor		
12 PTS • 12 REB	vs. Boston College	03/15/1985
Rick Bullock		
23 PTS • 14 REB	vs. Missouri	03/18/1976
Mike Russell		
14 PTS • 14 REB	vs. Missouri	03/18/1976
Mike Russell		
21 PTS • 12 REB	vs. Syracuse	03/13/1976
Harold Hudgens		
12 PTS • 10 REB	vs. Colorado	03/16/1962
Harold Hudgens		
10 PTS • 12 REB	vs. Air Force	03/12/1962

TEXAS TECH SINGLE-GAME PROGRAM RECORDS

Complete record book at TexasTech.com

GAME • TEAM POINTS • ALL GAMES

PTS	OPPONENT	DATE	RESULT
128	Texas [SWC]	02/20/2004	W • 128-125
122	at Baylor [SWC]	02/11/1995	W • 122-91
119	UNC Asheville	11/19/2004	W • 119-55
119	Texas Wesleyan	11/30/1981	W • 119-89
118	Houston Baptist	01/29/1992	W • 118-53
117	Oral Roberts	02/15/1993	W • 117-99
117	at Texas [SWC]	02/19/1966	W • 117-86
117	UTEP [BC]	02/27/1956	W • 117-90
116	Houston Baptist	11/29/1994	W • 116-82
115	Baylor [SWC]	01/04/1966	W • 115-77
114	McMurry	12/02/1965	W • 114-70
113	Arizona State [BC]	02/01/1956	W • 113-63
111	vs. [21] Fresno State	12/21/1996	W • 111-101
111	South Dakota State	12/01/1979	W • 111-75
111	at Furman	12/17/1954	W • 111-103

SINGLE GAME • TOTAL POINTS • ALL GAMES • FRESHMAN

PLAYER	PTS	OPPONENT	DATE
Jason Sasser	31	at Baylor • SWC	03/06/1993
Lance Hughes	31	at Rice • SWC	02/22/1992
John Roberson	28	Northwestern State	12/29/2007
Jordan Tolbert	27	Cal State Bakersfield	12/27/2011
Jordan Tolbert	27	at TCU	12/06/2011
Jarrett Culver	26	at West Virginia	2/26/2018
Jarrett Culver	25	Oklahoma State	1/23/2018

SINGLE GAME • TOTAL POINTS • ALL GAMES • SOPHOMORE

PLAYER	PTS	OPPONENT	DATE
Mike Singletary	43	vs. Texas A&M • B12 Tourney	03/11/2009
Rick Bullock	41	TCU • SWC	02/02/1974
Dub Malaise	40	Wyoming	12/12/1964
Paul Nolen	38	Arizona State • BC	02/14/1951
Greg Lowery	35	at Texas • SWC	02/07/1970
Del Ray Mounts	35	Arkansas • SWC	02/02/1960

SINGLE GAME • TOTAL POINTS • ALL GAMES • JUNIOR

PLAYER	PTS	OPPONENT	DATE
Mike Russell	42	Texas A&M • SWC	01/18/1977
Rayford Young	41	[24] Kansas • B12	02/13/1999
Jim Reed	41	at Furman	12/17/1954
Jarrius Jackson	41	at Nebraska • B12	02/18/2006
Jason Sasser	36	at TCU • SWC	03/04/1995
Jason Sasser	36	TCU • SWC	02/04/1995

SINGLE GAME • TOTAL POINTS • ALL GAMES • SENIOR

PLAYER	PTS	OPPONENT	DATE
Dub Malaise	50	at Texas • SWC	02/19/1966
Will Flemons	47	Oral Roberts	02/15/1993
Rick Bullock	44	at Arkansas • SWC	01/28/1976
Dub Malaise	43	TCU • SWC	02/01/1966
Dub Malaise	40	Texas A&M • SWC	02/15/1966

GAME • 3-POINT FIELD GOALS MADE • ALL GAMES

3FGM	OPPONENT	DATE
16	Kansas	02/25/2019
16	UNC-Asheville	11/19/2004
16	vs. New Mexico State	12/27/1996
15	[9] Kansas • B12	03/04/2009
15	Houston Baptist	01/29/1992
14	Florida Atlantic	12/19/2018
14	Eastern Kentucky	11/22/2008
13	East Central	11/20/2008
13	Missouri State	12/09/1995

GAME • INDIVIDUAL • BLOCKS • ALL GAMES

BLK	PLAYER	OPPONENT	DATE
8	Tariq Owens	Memphis	12/01/2018
7	Will Flemons	Texas A&M • SWC	01/31/1990
6	Tariq Owens	Incarnate Word	11/6/2018
6	Jaye Crockett	Texas A&M-Corpus Christi	01/02/2011
6	Dior Lowhorn	UTEP	01/01/2006
6	Devonne Giles	at UTEP	12/04/2004
6	Tony Battie	Texas • B12	02/22/1997
6	Tony Battie	vs. Texas A&M • SWC-T	03/07/1996
6	Tony Battie	TCU • SWC	02/07/1996
6	Rick Bullock	at New Mexico	12/21/1973

GAME • TEAM • BLOCKS • ALL GAMES

BLK	OPPONENT	DATE
12	Texas Southern	11/18/2013
12	vs. Pepperdine	12/22/1998
11	Incarnate Word	11/06/2018

GAME • INDIVIDUAL • ASSISTS • ALL GAMES

ASST	PLAYER	OPPONENT	DATE
14	Stan Bonewitz	vs. [21] Fresno State	12/21/1996
13	John Roberson	at Texas A&M • B12	01/28/2009
13	Stan Bonewitz	vs. New Mexico State	12/27/1996
13	Mark Davis	TCU • SWC	02/04/1995
12	John Roberson	at Iowa State • B12	01/26/2011
12	John Roberson	at Texas A&M • B12	01/30/2010
12	Mark Davis	at Texas A&M • SWC	03/05/1994
12	Bryant Moore	SMU • SWC	02/02/1991
11	Drew Coffman	Northern Colorado	01/04/2005
11	Nick Valdez	[6] Oklahoma State • B12	01/19/2002
11	Jamal Brown	UTEP	12/05/2000
11	Jamal Brown	at Louisiana-Lafayette	11/25/2000
11	Rayford Young	New Mexico State	11/25/1998
11	Jason Martin	Nicholls State	01/25/1995
11	Mark Davis	Texas • SWC	02/20/1994
11	Bryant Moore	Houston • SWC	02/25/1992
11	Bryant Moore	at Baylor • SWC	02/09/1991
11	Sean Gay	Houston • SWC	01/11/1989
11	Kent Williams	TCU • SWC-T	02/25/1980
10	John Roberson	at TCU	12/08/2009
10	John Roberson	at [2] Oklahoma • B12	02/14/2009
10	Kasib Powell	vs. [3] Texas • B12-T	03/14/2003
10	Kasib Powell	Baylor • B12	02/12/2002
10	Jamal Brown	at TCU	12/28/2000
10	Jamal Brown	Texas A&M-Corpus Christi	12/18/2000
10	Stan Bonewitz	at Kansas State • B12	01/18/1997
10	Jason Martin	vs. [25] North Carolina • NCAA	03/17/1996
10	Jason Martin	Texas • SWC	01/28/1996
10	Jason Martin	BYU	12/22/1995
10	Lenny Holly	TCU • SWC	01/30/1993
10	Bryant Moore	SIU-Edwardsville	01/26/1991
10	Bryant Moore	vs. Nevada	11/25/1990
10	Sean Gay	Wyoming	12/11/1986
10	Bubba Jennings	at Texas • SWC	02/12/1983

GAME • TEAM • ASSISTS • ALL GAMES

ASST	OPPONENT	DATE
35	East Central	11/20/2008
31	Rice	12/16/2018
30	UNC-Asheville	11/19/2004
30	Baylor • B12	02/12/2002
30	Nicholls State	12/14/1995
30	TCU • SWC	02/04/1995
29	Stetson	12/22/2001
28	South Carolina State	12/17/2014
28	Eastern Kentucky	11/22/2008
28	UTRGV	12/10/2005
28	vs. [21] Fresno State	12/21/1996
28	at New Mexico State	12/29/1984
28	at TCU • SWC	01/12/1980
27	at Iowa State • B12	01/26/2011

GAME • 3-POINT FIELD GOALS MADE • ALL GAMES

3FGM	PLAYER	3FGA	OPPONENT	DATE
9	Alan Voskuil	[9]	Kansas • B12	03/04/2009
8	Alan Voskuil		Eastern Kentucky	11/22/2008
8	Devaughtah Williams		at [14] Baylor • B12	03/06/2015
7	Lance Hughes		Houston • SWC	02/15/1995
7	Cory Carr		Rice • SWC	03/02/1996
7	Cory Carr		vs. New Mexico State	12/27/1996
7	Cory Carr		at Missouri • B12	02/25/1997
7	Stan Bonewitz		at Texas A&M • B12	02/21/1998
7	Jayson Mitchell		North Texas	12/01/1999
7	Nathan Doudney		vs. [3] Texas • B12-T	03/14/2003
7	John Roberson		Nebraska • B12	01/22/2011
7	Dusty Hannahs		at West Virginia • B12	01/22/2014

GAME • INDIVIDUAL • STEALS • ALL GAMES

STL	PLAYER	OPPONENT	DATE
7	Josh Gray	Jackson State	11/26/2012
7	Ronald Ross	at UTEP	12/04/2004
7	Nick Valdez	at UTEP	11/30/2002
6	Jarrett Culver	Rice	12/16/2018
6	Jaye Crockett	at West Virginia • B12	02/16/2013
6	Nick Okorie	at [3] Kansas • B12	01/16/2010
6	Martin Zeno	at [17] Oklahoma State • B12	02/10/2007
6	Jarrius Jackson	Texas-Pan American	12/10/2005
6	Ronald Ross	Baylor • B12	02/03/2004
6	Ronald Ross	San Diego State	03/21/2003
6	Andre Emmett	at [16] Oklahoma State • B12	02/24/2003
6	Will Chavis	at Iowa State • B12	02/12/2003
6	Andre Emmett	Nicholls State	12/07/2002
6	Jason Sasser	at BYU	12/17/1993
6	Lance Hughes	[19] Wisconsin	12/11/1993
6	Jeff Taylor	Arkansas • SWC	02/20/1979
6	Mike Edwards	vs. Houston • SWC-T	03/02/1978

GAME • INDIVIDUAL • REBOUNDS • ALL GAMES

REB	PLAYER	OPPONENT	DATE
27	Jim Reed	at Texas	02/14/1956
27	Jim Reed	at Eastern New Mexico	01/27/1956
26	Jim Reed	at Furman	12/17/1954
24	Jim Reed	Hardin-Simmons • BC	02/28/1955
23	Jim Reed	New Mexico State • BC	02/13/1953
23	Jim Reed	Hardin-Simmons • BC	03/03/1953
23	Eugene Carpenter	Arizona State • BC	02/01/1956
23	Will Flemons	Houston • SWC	02/14/1990
22	Rick Bullock	Adams State	12/02/1974
22	Bob Glover	Arizona	12/06/1965
22	Eugene Carpenter	New Mexico State • BC	02/29/1956
22	Eugene Carpenter	vs. Loyola-New Orleans	12/29/1955
22	Jim Reed	McMurry	12/01/1953
21	Will Flemons	vs. Baylor • SWC	03/12/1993
21	Rick Bullock	Arkansas • SWC	02/12/1974
21	William Johnson	at Texas • SWC	01/26/1974
21	Bob Glover	Baylor • SWC	01/04/1966

GAME • TEAM • REBOUNDS • BIG 12 GAMES

REB	OPPONENT	DATE
52	Missouri	01/13/2010
49	at Nebraska	01/30/2002
47	Iowa State	01/20/2010
46	Oklahoma	03/02/2011
46	at Missouri	01/24/2009
46	at Kansas State	01/18/1997
46	Colorado	01/11/1997
45	Baylor	01/11/2006
45	Nebraska	01/29/2005
45	at [16] Texas	01/25/2005
45	Colorado	01/29/2003
45	Baylor	01/02/1999
45	at Baylor	02/15/1997
45	Baylor	01/04/1997

GAME • FREE THROWS MADE • ALL GAMES

FTM	OPPONENT	DATE
42	vs. Houston • SWC-T	03/10/1994
41	Arizona • BC	02/06/1956
41	at Arizona • BC	01/11/1956
40	Louisiana-Lafayette	12/06/1997
38	Arizona • BC	02/22/1954
37	Texas • SWC	02/20/1994
37	UTEP • BC	02/27/1956
37	vs. Howard Payne	12/10/1954
36	Oklahoma State • B12	02/06/2010
36	Missouri • B12	01/23/2008
36	at Baylor • SWC	02/11/1995
36	[20] Oklahoma	12/06/1971

GAME • FREE THROWS MADE • ALL GAMES

FTM	PLAYER	FTA	OPPONENT	DATE
19	Martin Zeno	24	Missouri • B12	01/23/2008
18	Keenan Evans	20	Texas • B12	01/31/2018
18	Rayford Young	18	[24] Kansas • B12	02/13/1999
17	Del Ray Mounts	19	Arkansas • SWC	02/02/1960
17	Eugene Carpenter	20	Hardin-Simmons • BC	01/07/1956
16	Rayford Young	18	Texas State	12/21/1999
16	Mike Russell	17	Texas A&M • SWC	01/18/1977
16	Dub Malaise	18	Texas A&M • SWC	02/15/1966
16	Dub Malaise	18	Texas • SWC	02/16/1965
16	Dub Malaise	21	Nebraska	12/19/1964

GAME • TEAM • STEALS • ALL GAMES

STL	OPPONENT	DATE
24	Nicholls State	12/07/2002
19	Massachusetts	11/21/2003
18	East Central • Oklahoma	11/20/2008
18	Davidson	11/18/2003
17	Grambling State	11/20/2012
16	Northwestern State	12/29/2007
16	UC Riverside	11/10/2007
16	UTRGV	12/10/2005
16	at UTEP	11/30/2002
16	at San Diego State	01/06/2003

TEXAS TECH SEASON PROGRAM RECORDS

SEASON • SCORING AVERAGE • ALL GAMES

PLAYER	SEASON	POS	CL	GAMES	PTS	AVG	
1	Greg Lowery	1971-72	G	Sr.	26	636	24.5
2	Dub Malaise	1964-65	G	Jr.	23	547	23.8
3	Cory Carr	1997-98	G	Sr.	27	628	23.3
4	Cory Carr	1996-97	G	Jr.	28	646	23.1
5	Rick Bullock	1975-76	C	Sr.	31	708	22.8
6	Jim Reed	1954-55	F	Jr.	25	558	22.3
7	Mike Russell	1976-77	F	Jr.	29	643	22.2
8	Gene Knolle	1970-71	F	Sr.	26	572	22.0
9	Andre Emmett	2002-03	G	Jr.	34	741	21.8
10	Dub Malaise	1965-66	G	Sr.	24	515	21.5
11	Rick Bullock	1973-74	C	So.	26	557	21.4
12	Rick Bullock	1974-75	C	Jr.	23	480	20.9
	Gene Knolle	1969-70	F	Jr.	24	501	20.9
	Jim Reed	1955-56	F	Sr.	22	460	20.9
15	Andre Emmett	2003-04	G	Sr.	34	701	20.6
	Jason Sasser	1993-94	F	So.	28	576	20.6
17	Jarrius Jackson	2005-06	G	Jr.	32	657	20.5

SEASON • 3-POINT FIELD GOAL PERCENTAGE • ALL GAMES

PCT	PLAYER	SEASON	GAMES	3FGM	3FGA	
1	.500	Alan Voskuil	2007-08	31	67	134
2	.477	Lance Hughes	1992-93	28	31	65
3	.463	Stan Bonewitz	1996-97	28	62	134
	.463	Davide Moretti	2018-19	36	69	149
5	.461	Todd Duncan	1988-89	28	65	141
6	.460	David Tairu	2009-10	35	29	63
7	.459	Todd Duncan	1987-88	28	67	146
8	.458	Jarrius Jackson	2004-05	33	44	96
9	.448	Jarrius Jackson	2005-06	32	73	163
10	.440	James Ware	1998-99	30	44	100

SEASON • FREE THROW PERCENTAGE • ALL GAMES • MIN: 100 FTA

PCT	PLAYER	SEASON	GAMES	FTM	FTA	
1	.92.2	Davide Moretti	2018-19	36	95	103
2	.877	Rayford Young	1998-99	25	100	114
3	.874	Aaron Ross	2015-16	32	97	111
4	.870	Gerald Myers	1957-58	23	107	123
5	.868	Bubba Jennings	1984-85	31	105	121
6	.861	Cory Carr	1997-98	27	143	166
7	.854	Bubba Jennings	1982-83	26	88	103
8	.849	Keenan Evans	2016-17	31	107	126
9	.848	Bubba Jennings	1983-84	29	89	105
10	.846	Greg Lowery	1970-71	26	121	143

SEASON • INDIVIDUAL • REBOUNDS • ALL GAMES

PLAYER	SEASON	POS	GAMES	AVG	REB	
1	Paul Nolen	1950-51	C	28	17.57	492
2	Jim Reed	1954-55	F	25	16.28	407
3	Tony Battie	1996-97	C	28	11.75	329
4	Will Flemons	1992-93	F	30	10.80	324
5	Jim Reed	1952-53	F	24	13.46	323
6	Rick Bullock	1975-76	C	31	10.39	322
7	Eugene Carpenter	1954-55	F	25	12.84	321
8	Paul Nolen	1951-52	C	24	13.25	318
9	Jim Reed	1953-54	F	24	12.75	306
10	Jim Reed	1955-56	F	22	13.50	297
11	Bob Glover	1965-66	C	24	12.25	294
	Paul Nolen	1951-52	C	24	12.25	294
13	Mike Russell	1976-77	F	29	9.86	286
14	Will Flemons	1991-92	F	29	9.83	285
15	Rick Bullock	1973-74	C	26	10.73	279
	Jerry Turner	1968-69	F	24	11.63	279

SEASON • INDIVIDUAL • BLOCKS • ALL GAMES

PLAYER	SEASON	GAMES	BPG	BLK	
1	Tariq Owens	2018-19	36	2.40	88
2	Tony Battie	1996-97	28	2.54	71
3	Brodney Kennard	1999-2000	28	2.46	69
4	Tony Battie	1995-96	30	2.27	68
5	Devonne Giles	2004-05	33	1.70	56
6	Andy Ellis	2001-02	32	1.72	55
7	Devonne Giles	2003-04	34	1.50	51
8	Zach Smith	2015-16	32	1.47	47
9	Zach Smith	2014-15	31	1.45	45
10	D'Walyn Roberts	2009-10	34	1.29	44
11	Zach Smith	2016-17	31	1.39	43
	Mark Davis	1993-94	28	1.54	43
	Zhaire Smith	2017-18	37	1.14	42
	Rick Bullock	1974-75	23	1.83	42
	Dejan Kravic	2013-14	32	1.28	41
	Dejan Kravic	2012-13	31	1.32	41
	Rick Bullock	1973-74	26	1.58	41

SEASON • INDIVIDUAL • ASSISTS PER GAME • ALL GAMES

PLAYER	SEASON	GAMES	ASST	APG	
1	John Roberson	2008-09	33	212	6.42
2	Jamal Brown	2000-01	28	175	6.25
3	Bryant Moore	1991-92	29	179	6.17
4	Jason Martin	1995-96	32	182	5.69
5	John Roberson	2009-10	35	190	5.43
6	Stan Bonewitz	1996-97	28	151	5.39
7	Bryant Moore	1990-91	29	156	5.38
8	Lenny Holly	1992-93	30	149	4.97
9	Kent Williams	1979-80	29	142	4.90
10	Paul Nolan	1950-51	28	134	4.79
11	Mark Davis	1994-95	30	142	4.73
12	Sean Gay	1987-88	27	126	4.67
13	Sean Gay	1988-89	28	128	4.57
14	Jason Martin	1994-95	26	116	4.46
15	John Roberson	2010-11	30	133	4.43

SEASON • INDIVIDUAL • STEALS • ALL GAMES

PLAYER	SEASON	GAMES	SPG	STL	
1.	Ronald Ross	2004-05	33	2.61	86
2.	Matt Mooney	2018-19	36	1.90	67
3.	Andre Emmett	2002-03	34	1.88	64
	Jarrius Jackson	2003-04	34	1.82	62
5.	Josh Gray	2012-13	31	1.97	61
6.	Ronald Ross	2002-03	35	1.60	56
7.	Bryant Moore	1991-92	29	1.90	55
8.	Sean Gay	1985-86	31	1.74	54
9.	Steve Smith	1981-82	28	1.89	53
10.	Jarrius Jackson	2005-06	32	1.66	53
	Jarrett Culver	2018-19	35	1.40	52
	Sean Gay	1987-88	27	1.89	51
	Rayford Young	1999-00	28	1.82	51
	Mark Davis	1994-95	30	1.70	51
	Brad Reese	2010-11	32	1.59	51
	Bryant Moore	1990-91	29	1.72	50
	Ronald Ross	2003-04	34	1.47	50
	Jarrett Culver	2018-19	35	1.40	52

ANNUAL TEAM POINTS • ALL GAMES

SEASON	GAMES	PTS	PPG	GAMES	PTS	PPG
1957-58	23	1653	71.9	14	975	69.6
1958-59	24	1600	66.7	14	896	64.0
1959-60	24	1589	66.2	14	925	66.1
1960-61	25	1897	75.9	14	1102	78.7
1961-62	27	1919	71.1	14	983	70.2
1962-63	23	1618	70.3	14	1032	73.7
1963-64	23	1961	85.3	14	1189	84.9
1964-65	23	2000	87.0	14	1242	88.7
1965-66	24	2086	86.9	14	1251	89.4
1966-67	24	1639	68.3	14	984	70.3
1967-68	24	1674	69.8	14	981	70.1
1968-69	24	1821	75.9	14	997	71.2
1969-70	24	1771	73.8	14	1054	75.3
1970-71	26	2065	79.4	14	1133	80.9
1971-72	26	2082	80.1	14	1079	77.1
1972-73	27	1916	71.0	14	1002	71.6
1973-74	26	1994	76.7	14	1111	79.4
1974-75	26	1874	72.1	14	995	71.1
1975-76	31	2379	76.7	16	1295	80.9
1976-77	29	2096	72.3	16	1142	71.4
1977-78	29	2044	70.5	16	1085	67.8
1978-79	30	2222	74.1	16	1172	73.3
1979-80	29	2007	69.2	16	1038	64.9
1980-81	28	1781	63.6	16	968	60.5
1981-82	28	2056	73.4	16	1079	67.4
1982-83	31	1953	63.0	16	1048	65.5
1983-84	29	1836	63.3	16	1090	68.1
1984-85	31	2138	69.0	16	1059	66.2
1985-86	31	1923	62.0	16	961	60.1
1986-87	29	1865	64.3	16	1008	63.0
1987-88	28	1835	65.5	16	1031	64.4
1988-89	28	1946	69.5	16	1127	70.4
1989-90	27	1865	69.1	16	1033	64.6
1990-91	31	2058	66.4	16	1088	68.0
1991-92	29	2186	75.4	14	1029	73.5
1992-93	30	2405	80.2	14	1114	79.6
1993-94	28	2336	83.4	14	1195	85.4
1994-95	30	2664	88.8	14	1257	89.8
1995-96	32	2629	82.2	14	1128	80.6

ANNUAL TEAM POINTS • ALL GAMES

SEASON	GAMES	PTS	PPG	GAMES	PTS	PPG
1996-97	28	2243	80.1	16	1188	74.3
1997-98	27	2088	77.3	16	1194	74.6
1998-99	30	2109	70.3	16	1063	66.4
1999-00	28	1969	70.3	16	1075	67.2
2000-01	28	1918	68.5	16	1010	63.1
2001-02	32	2532	79.1	16	1270	79.4
2002-03	35	2543	72.7	16	1069	66.8
2003-04	34	2490	73.2	16	1147	71.7
2004-05	33	2535	76.8	16	1180	73.8
2005-06	32	2187	68.3	16	1027	64.2
2006-07	34	2437	71.7	16	1102	68.9
2007-08	31	2166	69.9	16	1098	68.6
2008-09	33	2563	77.7	16	1167	72.9
2009-10	35	2684	76.7	16	1166	72.9
2010-11	32	2342	73.2	16	1113	69.6
2011-12	31	1844	59.5	18	970	53.9
2012-13	31	2026	65.4	18	1051	58.4
2013-14	32	2190	68.4	18	1161	64.5
2014-15	32	1949	60.9	18	999	55.5
2015-16	32	2305	72.0	18	1275	70.8
2016-17	32	2346	73.3	18	1233	68.5
2017-18	36	2759	74.6	18	1297	72.1
2018-19	36	2627	73.0	18	1294	71.9

ASSOCIATED PRESS TOP 25 - WEEK 20 • 3/18/2019

RANK	TEAM	RECORD	PTS	PR
1	Duke (58)	29-5	1,592	5
2	Virginia (5)	29-3	1,497	2
3	North Carolina	27-6	1,453	3
4	Gonzaga (1)	30-3	1,398	1
5	Michigan State	28-6	1,382	6
6	Tennessee	29-5	1,270	8
7	Kentucky	27-6	1,232	4
8	Michigan	28-6	1,146	10
9	Texas Tech	26-6	1,033	7
10	Florida State	27-7	1,017	12
11	Houston	31-3	933	11
12	LSU	26-6	886	9
13	Purdue	23-9	727	13
14	Auburn	26-9	665	22
15	Buffalo	31-3	608	18
16	Virginia Tech	24-8	595	16
17	Kansas	25-9	590	17
18	Kansas State	25-8	529	3
19	Wofford	29-4	385	20
20	Nevada	29-4	361	14
21	Wisconsin	23-10	339	19
22	Cincinnati	28-6	335	24
23	Villanova	25-9	306	25
24	Iowa State	23-11	245	NR
25	Utah State	28-6	73	NR

RECEIVING VOTES

Marquette 63, Maryland 55, Mississippi St. 35, Murray St. 12, New Mexico St. 11, UCF 9, Louisville 8, VCU 4, Seton Hall 3, Old Dominion 2, Liberty 1.

TRACKING THE RED RAIDERS IN THE TOP 25 POLLS

ASSOCIATED PRESS

WEEK	DATE	RANK	POINTS
PRESEASON	10/22	RV	6
2	11/12	RV	5
3	11/19	RV	8
4	11/26	20	380
5	12/2	13	783
6	12/9	11	914
7	12/17	12	912
8	12/24	11	845
9	12/31	11	893
10	1/7/19	8	1109
11	1/14/19	8	1157
12	1/21/19	14	743
13	1/28/19	16	561
14	2/4/19	18	482
15	2/11/19	15	660
16	2/18/19	14	733
17	2/25/19	11	938
18	3/4/19	8	1,110
19	3/11/19	7	1,211



NCAA NET (THROUGH MARCH 18)

RANK	PRV	SCHOOL	CON.	RECORD	ROAD	NEU	HOME	NOND1
1	1	Virginia	ACC	29-3	10-1	4-1	15-1	0-0
2	2	Gonzaga	WCC	30-3	9-1	4-2	17-0	0-0
3	3	Duke	ACC	29-5	7-2	7-1	15-2	0-0
4	4	Houston	AAC	31-3	11-1	1-1	19-1	0-0
5	5	Tennessee	SEC	29-5	7-3	4-2	17-0	1-0
6	6	Kentucky	SEC	27-6	8-2	2-3	17-1	0-0
7	7	North Carolina	ACC	27-6	11-1	2-3	14-2	0-0
8	8	Michigan St.	Big Ten	28-6	8-4	5-1	15-1	0-0
9	9	Michigan	Big Ten	28-6	7-4	4-1	17-1	0-0
10	10	Texas Tech	Big 12	26-6	6-3	3-2	17-1	0-0
11	11	Virginia Tech	ACC	24-8	5-5	5-1	14-2	0-0
12	12	Purdue	Big Ten	23-9	6-6	2-3	15-0	0-0
13	13	Wofford	SoCon	29-4	11-3	3-0	12-1	3-0
14	14	LSU	SEC	26-6	9-1	2-3	15-2	0-0
15	15	Buffalo	MAC	31-3	12-3	5-0	13-0	1-0
16	16	Florida St.	ACC	27-7	6-4	6-2	15-1	0-0
17	17	Wisconsin	Big Ten	23-10	8-5	3-2	12-3	0-0
18	18	Auburn	SEC	26-9	4-6	7-1	14-2	1-0
19	19	Mississippi St.	SEC	23-10	5-5	4-2	14-3	0-0
20	20	Kansas	Big 12	25-9	3-8	5-1	17-0	0-0
21	21	Iowa St.	Big 12	23-11	5-6	6-1	12-4	0-0
22	22	Louisville	ACC	20-13	5-6	1-3	14-4	0-0
23	23	Nevada	MWC	29-4	9-3	5-1	15-0	0-0
24	24	Kansas St.	Big 12	25-8	7-5	4-1	14-2	0-0
25	25	Cincinnati	AAC	28-6	7-4	5-0	16-2	0-0
26	26	Villanova	Big East	25-9	5-7	7-0	13-2	0-0
27	27	Maryland	Big Ten	22-10	6-5	1-2	15-3	0-0
28	28	Marquette	Big East	24-9	7-4	1-2	16-3	0-0
29	29	Utah St.	MWC	28-6	9-4	5-1	13-1	1-0
30	30	UCF	AAC	23-8	5-6	3-0	15-2	0-0
31	31	Florida	SEC	19-15	5-6	5-3	9-6	0-0
32	32	Saint Mary's (CA)	WCC	22-11	5-5	3-3	14-3	0-0
33	33	NC State	ACC	22-11	4-6	3-1	15-4	0-0
34	34	VCU	Atlantic 10	25-7	8-4	1-2	16-1	0-0
35	35	Clemson	ACC	19-13	4-6	2-3	13-4	0-0
36	36	Ole Miss	SEC	20-12	6-5	3-2	11-5	0-0
37	37	Oklahoma	Big 12	19-13	5-7	3-2	11-4	0-0
38	38	Texas	Big 12	16-16	2-8	2-2	12-6	0-0
39	39	Baylor	Big 12	19-13	5-6	1-2	13-5	0-0
40	40	New Mexico St.	WAC	30-4	10-2	4-1	14-1	2-0
41	41	Furman	SoCon	25-7	11-4	1-1	10-2	3-0
42	42	Syracuse	ACC	20-13	6-4	1-3	13-6	0-0
43	43	Iowa	Big Ten	22-11	4-6	4-1	14-4	0-0
44	44	Murray St.	OVC	27-4	10-3	2-0	13-1	2-0
45	45	Washington	Pac-12	26-8	7-4	4-3	15-1	0-0
46	46	Memphis	AAC	21-13	3-7	1-3	17-3	0-0
47	47	Belmont	OVC	26-5	12-3	1-1	12-1	1-0
48	48	Nebraska	Big Ten	18-16	2-9	4-2	11-5	1-0
49	49	Lipscomb	ASUN	25-7	11-4	0-0	12-3	2-0
50	50	Penn St.	Big Ten	14-18	4-9	1-3	9-6	0-0





2019 NCAA DIVISION I MEN'S BASKETBALL CHAMPIONSHIP BRACKET

First Round
MARCH 21-22

Second Round
MARCH 23-24

Regional
Semifinals
MARCH 28-29

Regional
Finals
MARCH 30-31

National
Semifinals
APRIL 6

FIRST FOUR

National
Semifinals
APRIL 6

Regional
Finals
MARCH 30-31

Regional
Semifinals
MARCH 28-29

Second Round
MARCH 23-24

First Round
MARCH 21-22

16 Prairie View (22-12) ⁷⁶ W 11 Belmont (26-5) ⁸¹ E DAYTON MARCH 19-20
 16 F. Dickinson (20-13) ⁸² W 11 Temple (23-9) ⁷⁰ E E 78 N. Dakota St. (18-15) ¹⁶ W 74 Arizona St. (22-10) ¹¹
 74 NC Central (18-15) ¹⁶ W 65 St. John's (21-12) ¹¹



ANNUAL SCORING AVERAGE LEADERS - ALL GAMES

SEASON	PLAYER	POS	CL	GAMES	PTS	AVG
1947-48	Don Grove	C	Jr.	26	347	13.3
1948-49	Don Grove	C	Sr.	30	439	14.6
1949-50	Chester "Jiggs" Jackson	G	Sr.	26	330	12.7
1950-51	Paul Nolen	C	So.	28	538	19.2
1951-52	Paul Nolen	C	Jr.	24	378	15.8
1952-53	Paul Nolen	C	Sr.	24	390	16.3
1953-54	Jim Reed	F	So.	24	377	15.7
1954-55	Jim Reed	F	Jr.	25	558	22.3
1955-56	Jim Reed	F	Sr.	22	460	20.9
1956-57	Leon "Podd" Hill	C	So.	23	298	13.0
1957-58	Leon "Podd" Hill	C	Jr.	23	386	16.8
1958-59	Leon "Podd" Hill	C	Sr.	24	374	15.6
1959-60	Del Ray Mounts	G	So.	24	393	16.4
1960-61	Del Ray Mounts	G	Jr.	24	497	19.9
1961-62	Del Ray Mounts	G	Sr.	27	456	16.9
1962-63	Harold Denney	C	So.	23	297	12.9
1963-64	Harold Denney	C	Jr.	23	403	17.5
1964-65	Dub Malaise	G	Jr.	23	547	23.8
1965-66	Dub Malaise	G	Sr.	24	515	21.5
1966-67	Billy Tapp	G	Sr.	24	302	12.6
1967-68	Vernon Paul	C	Sr.	24	365	15.2
1968-69	Steve Hardin	C	Jr.	24	305	12.7
1969-70	Gene Knolle	F	Jr.	24	501	20.9
1970-71	Gene Knolle	F	Sr.	26	572	22.0
1971-72	Greg Lowery	G	Sr.	26	636	24.5
1972-73	Rick Bullock	C	Fr.	27	373	13.8
1973-74	Rick Bullock	C	So.	26	557	21.4
1974-75	Rick Bullock	C	Jr.	23	480	20.9
1975-76	Rick Bullock	C	Sr.	31	708	22.8
1976-77	Mike Russell	F	Jr.	29	643	22.2
1977-78	Mike Russell	F	Sr.	29	568	19.6
1978-79	Kent Williams	G	Jr.	30	371	12.4
1979-80	Jeff Taylor	G	So.	29	390	13.4
1980-81	Jeff Taylor	G	Jr.	28	374	13.4
1981-82	Clarence Swannegan	C	Sr.	28	486	17.4
1982-83	Bubba Jennings	G	So.	26	416	16.0
1983-84	Bubba Jennings	G	Jr.	29	401	13.8
1984-85	Bubba Jennings	G	Sr.	31	605	19.5
1985-86	Tony Benford	G	Sr.	31	445	14.4
1986-87	Sean Gay	G	So.	29	434	15.0
1987-88	Sean Gay	G	Jr.	27	406	15.0
1988-89	Sean Gay	G	Sr.	28	440	15.7
1989-90	Derek Butts	G	Jr.	27	313	11.6
1990-91	Steve Miles	C	Sr.	31	505	16.3
1991-92	Will Flemons	F	Jr.	29	567	19.6
1992-93	Will Flemons	F	Sr.	30	607	20.2
1993-94	Jason Sasser	F	So.	28	576	20.6
1994-95	Jason Sasser	F	Jr.	30	602	20.1
1995-96	Jason Sasser	F	Sr.	31	605	19.5
1996-97	Cory Carr	G	Jr.	28	646	23.1
1997-98	Cory Carr	G	Sr.	27	628	23.3
1998-99	Rayford Young	G	Jr.	25	403	16.1
1999-00	Rayford Young	G	Sr.	28	497	17.8
2000-01	Andy Ellis	C	Jr.	27	391	14.5
2001-02	Andre Emmett	G	So.	32	599	18.7
2002-03	Andre Emmett	G	Jr.	34	741	21.8
2003-04	Andre Emmett	G	Sr.	34	701	20.6
2004-05	Ronald Ross	G	Sr.	33	578	17.5
2005-06	Jarrius Jackson	G	Jr.	32	657	20.5
2006-07	Jarrius Jackson	G	Sr.	34	677	19.9
2007-08	Martin Zeno	G	Sr.	31	497	16.0
2008-09	John Roberson	G	So.	33	460	13.9
2009-10	Mike Singletary	F	Jr.	35	525	15.0
2010-11	John Roberson	G	Sr.	30	422	14.1
2011-12	Jordan Tolbert	F	Fr.	31	357	11.5
2012-13	Jaye Crockett	F	Jr.	31	368	11.9
2013-14	Jaye Crockett	F	Sr.	32	446	13.9
2014-15	Devauntah Williams	G	Jr.	32	335	10.5
2015-16	Toddrick Gotcher	G	Sr.	32	349	10.9
2016-17	Keenan Evans	G	Jr.	31	476	15.4
2017-18	Keenan Evans	G	Sr.	36	633	17.6
2018-19	Jarrett Culver	G	So.	36	679	18.9

SEASON - INDIVIDUAL - BLOCKS - ALL GAMES

	PLAYER	SEASON	GAMES	BPG	BLK
1	Tariq Owens	2018-19	36	2.40	88
2	Tony Battie	1996-97	28	2.54	71
3	Brodney Kennard	1999-2000	28	2.46	69
4	Tony Battie	1995-96	30	2.27	68
5	Devonne Giles	2004-05	33	1.70	56
6	Andy Ellis	2001-02	32	1.72	55
7	Devonne Giles	2003-04	34	1.50	51
8	Zach Smith	2015-16	32	1.47	47
9	Zach Smith	2014-15	31	1.45	45
10	D'Walyn Roberts	2009-10	34	1.29	44

ABOUT 4:1 - CHRIS BEARD

"One of many great things I learned from Coach Knight was the idea about mental toughness. The mental is to the physical as four is to one. Everyone has talented players. What separates good teams from great teams and contenders from champions is mental toughness. Mental toughness is everything to us, and I'm proud of our teams for embracing 4:1."

A HISTORIC SEASON: Texas Tech earned the program's first NCAA Elite Eight trip and a program-best second-place Big 12 finish en route to a 27-10 record in 2017-18. The 27 wins were the second-highest total in program history for a season only behind the 30-2 mark put together by the 1995-96 squad under James Dickey. The Red Raiders also set a program single season record with eight victories over Associated Press Top 25 opponents and captured a program-best No. 6 final ranking in the USA Today/Coaches Top 25 poll.

COACHING STAFF: Beard's coaching staff includes assistant coaches Mark Adams, Brian Burg, Glynn Cyprien, Max Lefevre, Sean Sutton and Tim MacAllister. Cyprien and MacAllister are in their first seasons with the Red Raiders with Cyprien most recently being the head coach of the NBA G League's Memphis Hustle and MacAllister working at Creighton. Lefevre has been on Beard's staff since he was a graduate assistant at Angelo State, while Adams and Burg helped lead Little Rock to the Sun Belt Conference title and the NCAA tournament before coming to Tech.

TECH ALUMS ON STAFF: Texas Tech fans will recognize a group of former players who are now on the sidelines as graduate assistants in Darryll Dora (2004-07), Ronald Ross (2002-05) and Matt Temple (2016-17). The trio of former Red Raiders are joined by Casey Perrin, Anthony Johnson, Gino Saucedo and Elliott De Wit on the graduate assistant staff.

PRESEASON HONORS/POLLS

Texas Tech sophomore Jarrett Culver has been named to the 2019 Jerry West Shooting Guard of the Year Award Watch List as part of "The Naismith Starting 5". Culver is coming off an impressive freshman season where he averaged 11.2 points, 4.8 rebounds, 1.8 assists and 1.1 steals per game for the Red Raiders. A Lubbock Coronado graduate, he recorded career-highs with 26 points and 12 rebounds at West Virginia and finished his first season with four games scoring 20 or more points. He led Texas Tech with 55 3-pointers and was second on the team with 177 rebounds, 41 steals and 27 blocks.

The Naismith Memorial Basketball Hall of Fame announced the 20-member watch list on Tuesday for the 2019 Jerry West Shooting Guard of the Year Award that is named after Class of 1980 Hall of Famer and 1959 NCAA Final Four Most Valuable Player Jerry West. The annual honor is in its fifth year and recognizes the top shooting guards in Division I men's college basketball. A national committee comprised of top college basketball personnel determined the watch list of 20 candidates.

Culver joins Zach Smith as the only Texas Tech players to be recognized by either of the five preseason watch lists for honors presented by the Naismith Basketball Hall of Fame. The list includes the Bob Cousy, Jerry West, Julius Erving, Karl Malone and Kareem Abdul-Jabbar awards. Smith was named to the Karl Malone Award Watch List last season.

Preseason All-Big 12 Team

Lindell Wigginton, ISU	G	6-2	188	So.	Dartmouth, Nova Scotia/Oak Hill Academy
Dedric Lawson, Kansas	F	6-9	235	Jr.	Memphis, Tenn./Hamilton/Memphis
Barry Brown, Jr., KSU	G	6-3	195	Sr.	St. Petersburg, Fla./Gibbs
Dean Wade, K-State*	F	6-10	228	Sr.	St. John, Kan./St. John
Sagaba Konate, WVU	F	6-8	250	Jr.	Bamako, Mali/Kennedy Catholic
Honorable Mention (listed alphabetically by school)					
Cameron Lard (Iowa State), Udoka Azubuike (Kansas), Quentin Grimes (Kansas), Alex Robinson (TCU), Kerwin Roach II (Texas), Jericho Sims (Texas), Jarrett Culver (Texas Tech)					

RED RAIDERS PICKED 7TH IN BIG 12 PRESEASON POLL

2018-19 Big 12 Preseason Poll

Team (1st Place Votes)	Points
1. Kansas (9)*	81
2. Kansas State	72
3. West Virginia	61
4. TCU	54
5. Texas	54
6. Iowa State	41
7. Texas Tech	36
8. Oklahoma	21
9. Baylor	20
10. Oklahoma State	10

* - Unanimous Selection

Coaches are not permitted to vote for their own team.

ALL-AMERICA

SECOND TEAM



JARRETT CULVER



JARRETT

CULVER



WOODEN AWARD FINALIST



ALL-AMERICA

SECOND TEAM



JARRETT CULVER



Spotlight Shines on Red Raiders With Big 12 Honors

LUBBOCK, Texas – It was all about celebrating team success for Texas Tech on Saturday, but Sunday turned to spotlighting some of the players who helped lead the Red Raiders to the program's first Big 12 Conference regular-season championship.

Texas Tech sophomore Jarrett Culver was named the Big 12 Conference Player of the Year and head coach Chris Beard earned Big 12 Coach of the Year honors for the second straight season to highlight Red Raider selections on the 2018-19 Phillips 66 All-Big 12 Basketball Awards. Culver, who was a unanimous All-Big 12 First-Team selection, is the first Red Raider to be named the Big 12 Player of the Year after leading the team with 18.3 points, 6.2 rebounds and 3.6 per game in his second season. Matt Mooney was named to the All-Big 12 Second Team, Davide Moretti earned All-Big 12 Third Team honors and Tariq Owens was an honorable mention selection. Owens and Mooney were also named to the Big 12 All-Defensive Team and Mooney added Big 12 All-Newcomer Team to his list of honors that were selected by the conference's head coaches. Culver is only the fifth underclassman to earn the Big 12 Player of the Year honor, joining Marcus Smart (2012-13), Blake Griffin (2008-09), Michael Beasley (2007-08) and Kevin Durant (2006-07) for the league's top honor.

Beard led the team to a 14-4 conference record and to the program's first Big 12 Conference title on Saturday with an 80-73 win over Iowa State. The victory extended a nine-game winning to end the regular season and takes Beard's record at Texas Tech to 71-29 over the past three years leading the program. He was also named the Big 12 Conference Co-Coach of the Year last season and now becomes only the third coach in conference history to earn the award in back-to-back seasons, joining Bill Self and Larry Eustachy to receive two straight selections. Under Beard, Tech is 50-5 at home and are the second seed in this week's Phillips 66 Big 12 Conference Championship where they will play at 6 p.m. on Thursday against the Oklahoma-West Virginia winner.

Culver finished the regular season by leading the Red Raiders with a career-high 31 points against the Cyclones and now has 982 career points. Before leading Tech to the win at Iowa State he was named to the John R. Wooden National Ballot and is also a two-time Big 12 Conference Player of the Week this season. A Lubbock native, Culver has been one of the most consistently dominant players in the nation this season with nine games scoring over 20 points and having scored in double figures in 30 of 31 games. He recorded three double-doubles this season, including going off for a career-high 16 rebounds and 20 points in the first matchup against Iowa State. Culver, who is the 10th player in program history to earn Big 12 First-Team honors, averaged 17.6 points, 6.8 rebounds, 3.2 assists and 1.4 steals per game in the 18 conference games this season. He will go into the postseason shooting 48.7 percent from the field and is only 18 points shy of becoming the first Red Raider in program history to reach 1,000 points during their freshman-sophomore seasons.

Mooney was tabbed for three honors on Sunday with his All-Big 12 Second Team selection to go along with Big 12 All-Newcomer and Big 12 All-Defensive Team honors. A graduate transfer from



Wauconda, Illinois, Mooney finished the regular season averaging 10.9 points, 3.3 assists and 1.7 steals per game. He led the Red Raiders with five assists and four steals on Saturday in Ames where he also had 13 points and six rebounds. Mooney scored a season-high 22 points at Texas and has seven games this season with three or more steals in a game. He's also recorded 27 assists over the past five games going into the postseason.

Moretti leads the nation by shooting 93.3 percent from the free-throw line and tops the conference by shooting 48.1 percent on 3-pointers. A sophomore from Italy, Moretti finished the regular season averaging 11.6 points and 2.6 assists per game after going off for 20 points in the win over Iowa State. He is 25-for-39 (64.1 percent) on 3-pointers during the nine-game winning streak where he's also 33-for-34 on free throws and finished the regular season shooting 50.7 percent from the field. Moretti scored in double figures in 16 of 18 conference games, including scoring 20 against ISU and Oklahoma State. He has also earned CoSIDA Academic All-District and Academic All-Big 12 honors this season.

Owens has produced one of the most dominant defensive seasons in Texas Tech history where he has established a new program single-season record with 75 blocks along with the single-game record with eight blocks against Memphis. A graduate transfer in his first season with the Red Raiders, Owens is averaging 8.6 points, 5.7 rebounds and 2.4 blocked shots per game going into the postseason. He recorded a career-high with 14 rebounds in the win over Iowa State on Saturday where he also added to his program block record

with three more. He's now had 13 games with three or more blocks, including having three blocks in the final three games of the regular season and leads the team by shooting 59.9 percent from the field.

Mooney and Owens have helped Texas Tech to lead the nation by limiting teams to 36.8 percent shooting from the field. The team is second nationally by holding opponents to only 58.6 points per game, are 17th with 4.9 blocks per game and lead the Big 12 with a plus-3.3 turnover margin. The duo of graduate transfers join Zhaire Smith as the only players in program history to earn Big 12 All-Defensive Team honors.

Beard has now earned conference awards in three of the past four years after being named the Sun Belt Conference of the Year after leading Little Rock to a 30-5 record in 2016 before taking over as the Red Raider coach and earning the Big 12 Coach of the Year honor the past two seasons. He's currently 101-34 as an NCAA Division I head coach and has a 242-79 record during his career leading teams at Fort Scott Community College, Seminole State, the South Carolina Warriors (ABA), McMurry University, Angelo State, Little Rock and Tech.

Barry Brown, Jr. (K-State) was named Defensive Player of the Year while Dedric Lawson (Kansas) was voted Newcomer of the Year and Jaxson Hayes (Texas) captured Freshman of the Year. Lindell Wigginton (Iowa State) picked up the Sixth Man Award and Kristian Doolittle (Oklahoma) was voted as the Most Improved Player, a new award presented by the Conference.

RED RAIDER CAREER HIGHS

*GAMES PLAYED AT TEXAS TECH, PRIOR SCHOOL RECORDS ON PLAYER PAGES

0 KYLER EDWARDS

Points: 19, UNC -- 11/24/18
Rebounds: 6, vs. Duke -- 12/20/18
Assists: 6, at Oklahoma -- 2/9/19
Steals: 2, UIW -- 11/6/18
Blocks: 1, UNC -- 11/24/18; UAPB -- 12/5/18
FG made: 7, UNC -- 11/24/18
FG attempts: 11, UAPB -- 12/5/18
3FG made: 4, UNC -- 11/24/18
3FG attempts: 4, UNC -- 11/24/18

1 BRANDONE FRANCIS

Points: 17, No. 2 West Virginia -- 01/13/18
Rebounds: 6, South Alabama -- 11/10/17
Assists: 6, vs Memphis -- 12/1/18
Steals: 4, at West Virginia -- 1/2/19
Blocks: 1, Texas -- 01/31/18; vs No. 23 Florida -- 03/17/18
FG made: 7, West Virginia -- 02/04/19
FG attempts: 12, at Texas -- 01/17/18
3FG made: 3, No. 2/20/18 West Virginia -- 01/13/18; at Texas -- 01/17/18
3FG attempts: 6, at Texas -- 01/17/18
FT made: 4, Kansas State -- 1/5/19

3 DESHAWN CORPREW

Points: 13, UNC -- 11/24/18; UTRGV -- 12/28/18
Rebounds: 10 -- UTRGV, 12/28/18
Assists: 2, ACU -- 12/15/18
Steals: -- 3, UTRGV, 12/28/18
Blocks: 1, UNC -- 11/24/18; vs Memphis -- 12/1/18
FG made: 6, UNC -- 11/24/18
FG attempts: 9, VALLEY -- 11/9/18
3FG made: 1, 4 times

10 MALIK ONDIGO

Points: 8, VALLEY -- 11/9/18
Rebounds: 5, VALLEY -- 11/9/18
Steals: 1, Maine -- 11/14/17
Blocks: 1, Maine -- 11/14/17; UIW -- 11/6/18
FG made: 3, at Iowa State -- 01/20/18; VALLEY -- 11/9/18
FG attempts: 5, at Iowa State -- 01/20/18; VALLEY -- 11/9/18
3FG attempts: 1, UIW -- 11/6/18
FT made: 2, at South Carolina -- 01/27/18; UIW -- 11/6/18; VALLEY -- 11/9/18

11 TARIQ OWENS

Points: 18, vs USC -- 11/19/18
Rebounds: 13, at TCU -- 3/2/19
Assists: 2, VALLEY -- 11/9/18
Steals: 1, UNC -- 11/24/18; vs Memphis -- 12/1/18
Blocks: 8, vs Memphis -- 12/1/18
FG made: 7, vs USC -- 11/19/18
FG attempts: 13, NSU -- 12/12/18
3FG made: 1, vs USC -- 11/19/18
3FG attempts: 2, vs USC -- 11/19/18; UNC -- 11/24/18
FT made: 5, Kansas State -- 1/5/19
FT attempts: 7, Kansas State -- 1/5/19

13 MATT MOONEY

Points: 22, at Texas -- 1/12/19
Rebounds: 5, 5X
Assists: 8, vs. Northern Kentucky, 3/22/19
Steals: 4, 3X
FG made: 8, at Texas -- 1/12/19
FG attempts: 12, vs USC -- 11/19/18
3FG made: 5, at Oklahoma State -- 2/13/19
FT made: 7, Kansas State -- 1/5/19
3FG attempts: 4, UIW -- 11/6/18

20 PARKER HICKS

Points: 5, West Virginia
Rebounds: 2, SLU -- 11/13/18
Assists: 1, Savannah State -- 11/25/17
Steals: 1, South Alabama -- 11/10/17
Blocks: 1, Savannah State -- 11/25/17
FG made: 1, 4 times
FG attempts: 2, VALLEY -- 11/9/18
3FG made: 1, Abilene Christian -- 12/22/17; UIW -- 11/6/18
3FG attempts: 1, 4 times
FT made: 2, Savannah State -- 11/25/17
FT attempts: 2, vs No. 20 Northwestern State -- 11/25/17

23 JARRETT CULVER

Points: 31, at ISU -- 03/09/19
Rebounds: 16, ISU -- 1/16/19
Assists: 7, Savannah -- 11/25/17; at TCU -- 03/02/19; vs. Northern Kentucky, 3/22/19
Steals: 6, Rice -- 12/16/17
Blocks: 3, at TCU -- 02/03/18
FG made: 12, at ISU -- 03/09/19; ACU -- 12/15/18
FG attempts: 22, Oklahoma St. -- 2/27/19
3FG made: 5, vs Seton Hall -- 11/30/17
3FG attempts: 9, vs Duke -- 12/20/18
FT made: 7, 5 times
FT attempts: 11, vs USC -- 11/19/18

24 AVERY BENSON

Points: 5, Baylor, 2/16/19
Rebounds: 1, SLU -- 11/13/18; UNC -- 11/24/18; UIW -- 11/6/18
Assists: 1, UNC -- 11/24/18; VALLEY -- 11/9/18
Steals: 3, West Virginia -- 2/4/19
FG made: 1, UNC -- 11/24/18; UIW -- 11/6/18

25 DAVIDE MORETTI

Points: 21, Arkansas -- 1/26/19
Rebounds: 4, Kansas State -- 1/5/19; UIW -- 11/6/18
Assists: 8, at Oklahoma State -- 2/13/19
Steals: 3, Rice -- 12/16/17; at West Virginia -- 1/2/19; SLU -- 11/13/18
FG made: 7, Kansas State -- 1/5/19
FG attempts: 11, Kansas State -- 1/5/19
3FG made: 5, VALLEY -- 11/9/18
3FG attempts: 7, Kansas State -- 1/5/19; VALLEY -- 11/9/18
FT made: 12, Oklahoma State -- 2/27/19
FT attempts: 12, Oklahoma State -- 2/27/19

30 ANDREW SORRELLS

Points: 4, NSU -- 12/12/18
Rebounds: 2, NSU -- 12/12/18
Assists: 1, 4 times
Steals: 1, Maine -- 11/14/17; Savannah State -- 11/25/17; UIW -- 11/6/18
FG made: 1, South Alabama -- 11/10/17; UIW -- 11/6/18; NSU -- 12/12/18
FG attempts: 4, NSU -- 12/12/18
3FG made: 1, South Alabama -- 11/10/17
3FG attempts: 2, NSU -- 12/12/18

32 NORENSE ODIASE

Points: 16, 3X Last: Sam Houston State -- 12/02/15
Rebounds: 15, vs. Buffalo -- 3/25/19
Assists: 4, 2X Last: No. 18/NR Baylor -- 12/29/17
Steals: 2, 4 times
Blocks: 3, at TCU -- 01/18/16; Loyola Maryland -- 11/14/14
FG made: 8, Hawaii -- 11/28/15
FG attempts: 13, Hawaii -- 11/28/15
3FG attempts: 1, High Point -- 11/13/15
FT made: 6, 2X Last: Sam Houston State -- 12/02/15
FT attempts: 10, Sam Houston State -- 12/02/15

35 JOSH MBALLA

Points: 2, UNC -- 11/24/18; UIW -- 11/6/18
Rebounds: 2, VALLEY -- 11/9/18
Steals: 1, UIW -- 11/6/18
FG made: 1, UNC -- 11/24/18; UIW -- 11/6/18

21 KHAVON MOORE

*Played two minutes against ISU - no stats

THE SEASON RUNDOWN

TEXAS TECH RECORD BY STARTING LINEUP

1. Owens • Mooney • Culver • Moretti • Odiase	29-5
2. Owens • Mooney • Culver • Moretti • Corprew	1-0
3. Francis • Mooney • Culver • Moretti • Odiase	0-1

SCORE BY PERIOD	1	2	OT	OT2	TOTAL
Texas Tech	1236	1378	13	0	2627
Opponents	1005	1111	9	0	2125

2018-19 TEXAS TECH HONOR ROLL

JARRETT CULVER

• Big 12 Player of the Year; NABC All-America (3rd); USBWA All-America (2nd); Jerry West Award Finalist; NCAA West Region Most Outstanding Player; Sporting News All-America (2nd); Big 12 Player of the Week (12/18/18; 2/25/19; 3/11/19); Academic All-Big 12; Sporting News Midseason All-American; John Wooden Award Late Season Watch List (2019); Jerry West Award Watch List (2019); Oscar Robertson Trophy Watch List (2019); Lute Olson Midseason Watch List (2019); Hall of Fame Classic MVP; Hoophall Invitational Game MVP; Big 12 Preseason Honorable Mention; Jerry West Award Watch List; College Sports Madness Big 12 Player of the Week (11/26/18).

MATT MOONEY

• All-Big 12 (2nd); NCAA West Region All-Tournament Team; Big 12 All-Defensive Team; Big 12 All-Newcomer Team; Hall of Fame Classic; All-Tournament; Naismith Defensive Player of the Year Award Watch List

TARIQ OWENS

• All-Big 12 (HM); Big 12 All-Defensive; Naismith Defensive Player of the Year Semifinalist

DAVIDE MORETTI

• All-Big 12 (3rd); CoSIDA Academic All-District; Academic All-Big 12

TEXAS TECH RECORD BREAKDOWN

	OVERALL	BIG 12
At Home	17-1	8-1
On Road	6-3	6-3
At Neutral Sites	7-2	0-0
Games in Texas	19-2	10-2
Games in Kansas City	2-1	0-0
Games in Kansas	0-2	0-2
Games in Florida	1-0	0-0
Games in New York	0-1	0-0
Games in West Virginia	1-0	1-0
Games in Oklahoma	4-0	2-0
Games in California	2-0	0-0
Day Games	7-1	6-0
Night Games (At/After 5pm local time)	23-5	8-3
Overtime Games	1-0	1-0
Double-Digit Decisions	22-3	8-2
Games Decided by 10 Pts or Less	7-1	5-1
Games Decided by 5 Pts or Less	4-2	3-1
In November	6-0	0-0
In December	5-1	0-0
In January	6-2	4-2
In February	6-1	6-1
In March	7-1	3-0

SCORING

	OVERALL	BIG 12
Texas Tech Leads at Halftime	22-1	10-0
Texas Tech Trails at Halftime	8-5	4-4
Tied at Halftime	0-0	0-0
Texas Tech Scores Less Than 60	1-2	0-1
Texas Tech Scores 60-69	8-3	5-3
Texas Tech Scores 70-79	1-1	2-0
Texas Tech Scores 80-89	8-0	6-0
Texas Tech Scores 90+	2-0	2-0
Opponent Scores Less Than 60	19-1	8-1
Opponent Scores 60-69	8-3	4-2
Opponent Scores 70-79	1-3	1-2
Opponent Scores 80-89	1-0	1-0
Opponent Scores 90+	0-0	0-0

DOUBLE-DOUBLES

	18-19	CAREER
Tariq Owens	3	3
Deshawn Corprew	1	1
Jarrett Culver	5	7
Norense Odiase	1	2

DOUBLE-FIGURE REBOUNDING

	18-19	CAREER
Norense Odiase	6	8
Tariq Owens	4	4
Deshawn Corprew	1	1
Jarrett Culver	5	8

DOUBLE-FIGURE SCORING

	18-19	CAREER
Jarrett Culver	35	50
Daive Moretti	20	221
Matt Mooney	18	18
Brandone Francis	6	10
Kyler Edwards	4	4
Deshawn Corprew	7	7
Tariq Owens	12	12

30+ SCORING

	18-19	CAREER
Jarrett Culver	2	2

20+ SCORING

	18-19	CAREER
Jarrett Culver	13	15
Matt Mooney	1	1
Daive Moretti	3	3

5+ ASSISTS

	18-19	CAREER
Matt Mooney	11	11
Daive Moretti	4	4
Jarrett Culver	7	9
Brandone Francis	1	1
Kyler Edwards	1	1

5+ BLOCKS

	18-19	AT TTU
Tariq Owens	2	2

GAMES AS LEADING SCORER

	18-19	CAREER
Jarrett Culver	24	26
Daive Moretti	6	6
Tariq Owens	1	1
Matt Mooney	2	2
Brandone Francis	1	1

GAMES AS LEADING REBOUNDER

	18-19	CAREER
Norense Odiase	7	22
Jarrett Culver	12	12
Tariq Owens	10	10
Deshawn Corprew	1	1

FINAL BIG 12 STANDINGS

TEAM	BIG 12
Texas Tech	14 - 4
Kansas State	14 - 4
Kansas	12 - 6
Baylor	10 - 8
Iowa State	9 - 9
Texas	8 - 10
Oklahoma	7 - 11
TCU	7 - 11
Oklahoma State	5 - 13
West Virginia	4 - 14

LARGEST LEADS • DEFICITS

	TECH	OPP.
Incarnate Word	50	0
Mississippi Valley	36	0
Southeastern Louisiana	24	0
vs. USC	15	13
vs. Nebraska	19	9
Northern Colorado	31	3
vs. Memphis	11	13
UAPB	25	1
Northwestern State	47	0
Abilene Christian	39	3
vs. Duke	8	11
UTRGV	26	3
at West Virginia	9	9
Kansas State	16	0
Oklahoma	8	8
at Texas	10	5
Iowa State	4	10
at Baylor	13	13
at Kansas State	2	15
Arkansas	12	3
TCU	20	4
at Kansas	0	24
West Virginia	39	5
at Oklahoma	23	2
at Oklahoma State	37	2
Baylor	25	2
Kansas	33	0
Oklahoma State	14	1
at TCU	23	2
Texas	21	1
Iowa State	7	8
vs. West Virginia	4	17
vs. Northern Kentucky	20	2
vs. Buffalo	29	1
vs. Michigan	25	2
vs. Gonzaga	7	4

THE LAST TIME TEXAS TECH...

Player scored 30+.....31, Jarrett Culver at Iowa State (3/9/19)
 Player had 15+rb.....16, Jarrett Culver vs. Iowa State (1/16/19);
 Brad Reese vs. UT Arlington (12/22/2010)
 Player had 8+ assists.....8, Daive Moretti, at OSU (2/13/19);
 Matt Mooney vs. Northern Kentucky (3/22/19)
 Player had 6+ steals.....6, Jarrett Culver, vs. Rice (12/16/2017)
 Player had 6+ blocks.....8, Tariq Owens vs. Memphis (12/1/18)
 Player had 6+ 3s....6, Toddrick Gotcher, vs. UT Martin (12/9/15)
 Texas Tech scored 100+ points....103, Savannah State (11/25/2017)
 Texas Tech had 50+ rebounds.....50, MVSU (11/09/18)
 Texas Tech had 30+ assists.....31, Savannah State (11/25/2017)
 Texas Tech made 15+ 3-pointers.....16, Kansas (2/23/2019)

Texas Tech Adds Four During Signing Period

LUBBOCK, Texas – Texas Tech head coach Chris Beard and the men's basketball program announced the signing of Kevin McCullar, Jahmius Ramsey, Russel Tchewa and Khalid Thomas to National Letters of Intent on November 15, 2018.

The signing class includes three four-star prospects and a three-star to join a program which is coming off a NCAA Elite Eight appearance and has started this season with a 3-0 record. Thomas is a transfer from the College of Southern Idaho, while Ramsey signs out of Duncanville High School, McCullar from San Antonio Wagner and Tchewa is a senior at Putnam Science Academy in Connecticut.

KEVIN McCULLAR | GUARD | 6-6 | SAN ANTONIO, TEXAS

With ties to Texas Tech with his father a former Red Raider football player and his mother a Tech graduate, McCullar committed in the summer before making his selection official this week. A 6-foot-6 guard, McCullar played at San Antonio Wagner High School as a junior. He graduated earlier and joined the Red Raiders this semester.

McCullar helped his high school team to the Class 6A title game as a sophomore before averaging 16.8 points and 6.6 rebounds per game last year. He chose the Red Raiders over Kansas State, Louisville, Houston and Virginia Tech. ESPN lists him as a top-30 national player and rivals.com lists him as a 4 Star prospect.

Corey Evans (Rivals): "Kevin McCullar is another mix and match guard that defines versatility. I love his intangibles and ability to touch various portions of the stat sheet. Best ball is ahead of him and have not issues settling in as a backcourt contributor early on."

Blue Zertuche (Texas Hoops): "There is a high ceiling for Kevin and he worked his way into being among the elites in the state and the country. Kevin's versatility and play making ability will allow for success in the Big 12 and will be a player that has the length and size to compete."

JAHMIUS RAMSEY | GUARD | 6-4 | DUNCANVILLE, TEXAS

Ramsey is the highest rated recruit in program history with a national ranking of 28 on the ESPN 100 list and at No. 33 by 247Sports. He is a four-star by ESPN, 247Sports and Rivals who had 22 offers before choosing the Red Raiders.

A Duncanville, Texas native, Ramsey is a senior at Duncanville High School and committed to Texas Tech on Nov. 8 after also receiving offers from Florida, Indiana, Memphis, Louisville, LSU and Oregon among others. A 6-foot 4 shooting guard, he's ranked fifth nationally at his position by ESPN and is the third



highest rated player in the state of Texas at No. 3 by 24/7 Sports.

Ramsey joins Texas Tech freshman Kyler Edwards who was also a four-star shooting guard in last year's signing class and gives the Red Raiders two straight years of ESPN 100 signees after Khavon Moore chose Tech as the No. 43-ranked player in last year's class.

Evan Daniels (247Sports): "Jahmius Ramsey is one of the most dynamic guards in the 2019 class. He's an impressive athlete that can be utilized on or off the ball. He has good vision and can pass, is effective in transition and is a good finisher at the rim. On top of all that, he has the tools to be a great defender one day. There's immense potential wrapped up in Ramsey's frame."

Jon Rothstein (CBS Sports): "Jahmius Ramsey is a program changing recruit for Chris Beard and Texas Tech. The Red Raiders became a national name last season by reaching the Elite Eight and adding Ramsey will only augment their brand."

RUSSEL TCHEWA | CENTER | 7-0 | CAMEROON

A 7-foot, 250-pound center currently playing at Putnam Science Academy in Connecticut, Tchewa signs with the Red Raiders as a 3-star prospect by Rivals. Tchewa played three years of prep basketball in Italy.

Texas Tech sophomore Malik Ondigo and freshman Josh Mballa also played at Putnam Science Academy.

Jeff Borzello (ESPN): "This could end up being a steal for Texas Tech. Russel Tchewa has the potential to be a major factor as he develops. We're talking about a 7-footer who can run the floor and finish in transition, or get the ball in the post and score with his back to the basket. Guys with size and athleticism don't come around every day."

Eric Bossi (Rivals): Russel Tchewa is a throwback low post player who plays with physicality and tries to punish the rim whenever possible. He's an interior enforcer who controls the glass and scores on the block.

KHALID THOMAS | FORWARD | 6-9 | PORTLAND, OREGON

Thomas will transfer to Texas Tech after two years at the College of Southern Idaho where he is coming off a freshman season averaging 14.5 points and 6.5 rebounds per game. Regarded as one of the top junior college players in the nation, he helped lead the team to the NJCAA championship game last season and attracted offers from throughout the country. Street and Smith lists Thomas as their Preseason Player of the Year.

Thomas chose the Red Raiders over Arizona, Baylor, Oklahoma, West Virginia and Florida State among 14 offers. A four-star recruit, Thomas was a NJCAA All-American selection last season at CSI and committed to Texas Tech on Sept. 28. Thomas shot 54.8 percent from the field and 41.4 on 3-pointers as a freshman.

Jeff Borzello (ESPN): "Khalid Thomas is going to make an impact at Texas Tech because of two reasons: his fit in Chris Beard's motion offense, and his college-level experience. Thomas is very skilled for his size, and shot better than 41 percent from 3-point range last season. But because he is 6-foot-9, he can rebound very well too. There's a reason he was a JUCO All-American and one of the favorites for JUCO Player of the Year this season."

Eric Bossi (Rivals): "Khalid Thomas is one of the premier junior college prospects in the country. He's a long and fluid athlete who can really make defenses pay with his ability to face up and shoot the ball from deep."

TEXAS TECH NATIONAL STAT RANKINGS

Statistic	National Rank	Conference Rank	Value	National Leader	Value	Conference Leader	Value
3-pt Field Goal Attempts (351 ranked)	214	9	706	Savannah St.	1,199	Texas	882
Assist Turnover Ratio (351 ranked)	101	5	1.13	Belmont	1.71	Iowa St.	1.35
Assists Per Game (351 ranked)	131	3	13.9	Belmont	19.5	TCU	16.4
Blocked Shots Per Game (350 ranked)	15	1	5.0	Duke	6.8	Texas Tech	5.0
Defensive Rebounds per Game (351 ranked)	148	5	25.56	South Dakota St.	30.55	Oklahoma	28.12
Fewest Fouls (350 ranked)	270	8	627	Notre Dame	455	Oklahoma St. Iowa St.	517 517
Fewest Turnovers (351 ranked)	221	6	442	Omaha	304	Texas	381
Field-Goal Percentage (351 ranked)	46	2	47.1	Gonzaga	52.6	Iowa St.	47.6
Field-Goal Percentage Defense (351 ranked)	2	1	36.9	Houston	36.8	Texas Tech	36.9
Free Throw Attempts (351 ranked)	124	4	666	Texas Southern	965	West Virginia	849
Free Throws Made (351 ranked)	94	2	487	Texas Southern	646	West Virginia	584
Free-Throw Percentage (351 ranked)	91	2	73.1	Incarinate Word	81.0	Iowa St.	73.2
Offensive Rebounds Per Game (351 ranked)	272	10	8.69	Portland St.	15.59	West Virginia	14.58
Personal Fouls Per Game (351 ranked)	145	8	17.4	Notre Dame	13.8	Iowa St.	14.8
Rebound Margin (351 ranked)	121	5	1.7	North Carolina	10.4	Baylor	5.7
Scoring Defense (351 ranked)	3	1	59.0	Virginia	55.4	Texas Tech	59.0
Scoring Margin (351 ranked)	7	1	13.9	Gonzaga	22.8	Texas Tech	13.9
Scoring Offense (350 ranked)	157	5	73.0	Gonzaga	87.6	Iowa St.	76.9
Steals Per Game (350 ranked)	54	2	7.4	FIU	10.6	Kansas St.	7.5
Three Pt FG Defense (351 ranked)	10	1	29.3	Houston	27.9	Texas Tech	29.3
Three-Point Field Goals Per Game (351 ranked)	231	8	7.2	Winthrop	12.4	Texas	8.8
Three-Point Field-Goal Percentage (351 ranked)	70	2	36.5	Lehigh	42.3	Oklahoma St.	37.2
Total 3-point FGM (351 ranked)	171	8	258	Auburn	445	Texas	307
Total Assists (351 ranked)	60	3	501	Michigan St.	709	TCU	591
Total Blocks (350 ranked)	7	1	179	Duke	257	Texas Tech	179
Total Rebounds (351 ranked)	90	6	1,233	North Carolina	1,577	West Virginia	1,425
Total Rebounds Per Game (351 ranked)	230	7	34.25	North Carolina	43.81	West Virginia	39.58
Total Steals (351 ranked)	29	1	268	Auburn	366	Texas Tech	268
Turnover Margin (348 ranked)	19	2	3.4	FIU	5.6	Kansas St.	3.5
Turnovers Forced (351 ranked)	22	1	15.67	FIU	19.62	Texas Tech	15.67
Turnovers Per Game (351 ranked)	115	6	12.3	Virginia	9.0	Texas	10.9
Won-Lost Percentage (351 ranked)	13	1	83.3	Virginia	91.7	Texas Tech	83.3

Statistic	Player	National Rank	Conference Rank	Value	National Leader	Value	Conference Leader	Value
3-pt Field Goal Attempts (248 ranked)					Chris Clemons, Campbell	389	Thomas Dziagwa, Oklahoma St.	247
Assist Turnover Ratio (250 ranked)					Jalen Avery, Kent St.	5.05	Tyrese Haliburton, Iowa St.	4.46
Assists Per Game (250 ranked)	Jarrett Culver	183	4	3.8	Ja Morant, Murray St.	10.0	Alex Robinson, TCU	7.0
Blocked Shots Per Game (248 ranked)	Tariq Owens	12	2	2.44	Brandon Gilbeck, Western Ill.	3.42	Yor Anei, Oklahoma St.	2.66
Defensive Rebounds per Game (250 ranked)	Jarrett Culver	192	5	5.00	Mike Daum, South Dakota St.	9.30	Dedric Lawson, Kansas	7.22
Double Doubles (209 ranked)	Jarrett Culver	209	6	5	Devontae Cacok, UNCW	24	Dedric Lawson, Kansas	22
Field-Goal Percentage (250 ranked)	Jarrett Culver	150	4	47.6	Brandon Clarke, Gonzaga	68.7	Desmond Bane, TCU	50.7
Free Throw Attempts (247 ranked)	Jarrett Culver	69	2	196	Jeremy Combs, Texas Southern	299	Dedric Lawson, Kansas	205
Free Throws Made (245 ranked)	Jarrett Culver	89	2	139	Deishuan Booker, Long Beach St.	250	Dedric Lawson, Kansas	167
Free-Throw Percentage (248 ranked)	Davide Moretti	2	1	92.2	Gavin Peppers, Nicholls St.	92.4	Davide Moretti, Texas Tech	92.2
Minutes Per Game (250 ranked)					Ky Bowman, Boston College	39:19	Desmond Bane, TCU	35:28
Offensive Rebounds Per Game (248 ranked)	Tariq Owens	231	7	2.19	Cletrell Pope, Bethune-Cookman	4.32	Mark Vital, Baylor	3.56
Points Per Game (250 ranked)	Jarrett Culver	69	2	18.9	Chris Clemons, Campbell	30.1	Dedric Lawson, Kansas	19.4
Rebounds Per Game (248 ranked)					Nico Carvacho, Colorado St.	12.9	Dedric Lawson, Kansas	10.3
Steals Per Game (249 ranked)	Matt Mooney Jarrett Culver	60 147	2 4	1.86 1.53	Matisse Thybulle, Washington	3.50	Barry Brown, Jr., Kansas St.	1.91
Three-Point Field Goals Per Game (250 ranked)					Fletcher Magee, Wofford	4.51	Thomas Dziagwa, Oklahoma St.	3.28
Three-Point Field-Goal Percentage (123 ranked)					Derrick Jamerson, Norfolk St.	49.7	Thomas Dziagwa, Oklahoma St.	42.5
Total 3-point FGM (246 ranked)	Davide Moretti	246	5	69	Fletcher Magee, Wofford	158	Thomas Dziagwa, Oklahoma St.	105
Total Assists (246 ranked)	Jarrett Culver Matt Mooney	125 180	3 7	135 122	Ja Morant, Murray St.	331	Alex Robinson, TCU	253
Total Blocks (237 ranked)	Tariq Owens Norensa Odiase	7 221	1 7	88 33	Brandon Clarke, Gonzaga	117	Tariq Owens, Texas Tech	88
Total Field Goal Attempts (249 ranked)	Jarrett Culver	25	1	517	Carsen Edwards, Purdue	703	Jarrett Culver, Texas Tech	517
Total Field Goals Made (250 ranked)	Jarrett Culver	22	2	246	Lamine Diane, CSUN	340	Dedric Lawson, Kansas	249
Total Minutes (250 ranked)	Jarrett Culver Davide Moretti Matt Mooney	113 180 233	7 10 13	1163:07 1121:54 1100:16	Payton Pritchard, Oregon	1348:18	Desmond Bane, TCU	1277:12
Total Points (247 ranked)	Jarrett Culver	35	2	679	Chris Clemons, Campbell	993	Dedric Lawson, Kansas	700
Total Rebounds (250 ranked)	Jarrett Culver	202	9	229	Nico Carvacho, Colorado St.	414	Dedric Lawson, Kansas	371
Total Steals (231 ranked)	Matt Mooney Jarrett Culver	34 97	1 3	67 55	Matisse Thybulle, Washington	126	Matt Mooney, Texas Tech	67
Triple Doubles (3 ranked)					Ja Morant, Murray St.	3		

(1-0) RED RAIDERS OPEN SEASON WITH 50-POINT WIN OVER INCARNATE WORD CARDINALS

LUBBOCK, Texas – Jarrett Culver led Texas Tech with 16 points, Tariq Owens had six blocks and Matt Mooney contributed 12 points and six assists to help lead the Red Raiders to an 87-37 season-opening win over Incarnate Word on Tuesday at the United Supermarkets Arena.

Texas Tech (1-0) held UIW (0-1) to only seven points in the second half with the Cardinals being limited to shooting 3-for-30 from the field and 0-for-9 on 3-pointers. With the defense putting on pressure, the Red Raider offense knocked down six 3-pointers and shot 19-for-30 (63.3 percent) to post the largest season-opening win since a 119-55 win over UNC-Ashville to begin the 2003-04 season. The Red Raiders, who finished with 11 blocked shots as a team which was one off the program record, have now won 19-straight season openers and extended their non-conference home winning streak to 39 games after outscoring UIW by a 48-7 margin in the second half.

“We had some hard words to the guys at half time,” Texas Tech coach Chris Beard said. “We weren’t pleased. We made some adjustments, but you have to give the players credit. It starts with those four seniors. They knew what was coming. They knew we didn’t play our best in the first half. You have to have guys that want to be coached, that’s the first thing. But then again, you have to give Incarnate Word credit, they

spaced it out the first half. They shot a good percentage and they had a player get really hot. It isn’t always what you did bad, sometimes it is about understanding the opponents pretty good too.”

Culver shot 6-for-10 from the field with two 3-pointers for his team-leading 16 points and also added four assists, while Owens was only one blocked shot away from matching the Texas Tech program record of seven set by Will Flemons in 1990 against Texas A&M. Owens, a graduate transfer from St. John’s, is coming off a season where he had 94 blocks and now has 185 in his career. His career-high is eight last year in a game against Georgetown and he is now one of nine players in Texas Tech history to have six or more blocks in a game.

“Tariq has the chance to become one of the best defensive players in college basketball,” Beard said. “He has a special gift. It isn’t just the ability to get up there and block the shot, it’s the anticipation, intelligence, toughness, athleticism, and preparation.”

Tech finished with five players recording blocks, including two from Norense Odiase who led the team with six rebounds. The 11 blocks by the Red Raiders were only behind 12-block games against Texas Southern (2013) and Pepperdine (1998).

Brandone Francis would add 13 points and five rebounds for

the Red Raiders in the first game of his senior season after having two 3-pointers, and freshman Kyler Edwards gave Tech four double-digit scorers when he hit a shot with 4:34 to play to give him 10 points in his debut. Mooney and Francis led the team with three steals each, while Davide Moretti added nine points and six assists, starting with a lob pass to Owens for a dunk on the opening possession and then drilling a 3-pointer on the next trip down the court. The Red Raiders started the season on a 9-0 run to start the game before UIW kept it close throughout the opening half. Culver would hit a 3-pointer with four seconds remaining in the opening half as Tech took a 39-30 lead into the locker room. Moretti’s six assists matched his previous career-high against Wofford in his freshman season.

Edwards led Texas Tech at halftime with eight points, while Mooney, Culver and Moretti each had seven. The Red Raiders, who started the game on the 9-0 run, shot 55.6 percent in the first half.

A nine-point advantage at halftime would turn into a 50-point win for the Red Raiders with the combination of a strong shooting performance and stifling defense over the final 20 minutes. Texas Tech opened the second half on a 17-2 run that started on an Owens dunk like in the first half and included two 3-pointers from Culver and one from Francis as the lead grew to 56-32 with 15:13 remaining in the game. Another run, this time a 15-0 one, saw 3s from Moretti and Francis along with a dunk by Odiase.

Texas Tech will return to action at 8 p.m. on Friday against Mississippi Valley State in its second of three home games to begin the season at the United Supermarkets Arena. The Red Raiders are now 34-4 in home games with Beard as head coach.

POSTGAME QUOTES

Brandone Francis
On the offensive surge in the second half:
“First of all, if you noticed, it started on defense. We kind of held it up back at halftime and coach talked to us about it. We just brought a whole other intensity. Then the floor had a couple steals and things got going defensively. That is what started for us.”

On how steals and blocks energized the team:
“He gets us going, we need Norense Odiase to be a tough defender, especially myself. “I got your back, I got your back. I stay low and I think Odiase got way better defensively and he’s trying. I’m proud of him.”

Tariq Owens
On having six blocks in tonight’s game:
“We did a good job as a team. Everybody is flying around, and it makes things easier. Speeding the defense up, it makes my job easier and you see me coming. It is easier for me to get there.”

On TTU’s defensive helping Owens play tonight:
“It gave us energy. Centers down the floor, flying. A lot of plays with a lot of balls. You know, send us down to transition. Plays like that give us energy. Getting steals, getting blocks, it’s all the energy and effort plays that will have things right.”



Official Basketball Box Score -- Game Totals -- Final Statistics
UIW vs Texas Tech
11/6/18 6:30 p.m. at Lubbock, TX (United Supermarkets Arena)

UIW 37 • 0-1

##	Player	Total			3-Ptr			Rebounds			PF	TP	A	TO	Blk	Stl	Min
		FG-FGA	FG-FGA	FT-FTA	FG-FGA	FG-FGA	FT-FTA	Off	Def	Tot							
04	Peevy, Christian	* 1-3	0-0	0-0	3	0	3	3	2	0	4	0	0	0	11		
10	Graham, Cody	* 1-5	0-1	0-0	1	3	4	1	2	0	3	0	2	30			
12	Ene, Augustine	* 0-2	0-1	0-0	0	1	1	3	0	2	3	1	2	22			
13	Brown, Charles	* 2-4	0-0	1-2	0	1	1	1	5	0	2	0	0	18			
20	Taylor, Morgan	* 3-11	0-1	3-5	0	2	2	3	9	2	5	0	1	37			
01	Smith, Antoine	5-9	2-3	4-4	2	2	4	1	16	0	1	1	0	31			
02	Caruso, Jordan	1-2	0-1	0-0	1	1	2	0	2	1	5	0	0	17			
05	Wilbert, Romello	0-6	0-3	0-0	3	1	4	3	0	1	2	0	2	19			
23	Kite, Jordan	0-3	0-3	0-0	0	0	0	0	0	0	1	0	0	5			
24	Davis, Bryce	0-4	0-0	1-2	0	1	1	5	1	1	1	0	0	10			
Team					5	1	6			2							
Totals		13-49	2-13	9-13	15	13	28	20	37	7	29	2	7	200			

FG % 1st Half: 10-19 52.6% 2nd half 3-30 10.0% Game: 13-49 26.5% Deadball Rebounds 2
 3FG % 1st Half: 2-4 50.0% 2nd half 0-9 0.0% Game: 2-13 15.4%
 FT % 1st Half: 8-11 72.7% 2nd half 1-2 50.0% Game: 9-13 69.2%

Texas Tech 87 • 1-0

##	Player	Total			3-Ptr			Rebounds			PF	TP	A	TO	Blk	Stl	Min
		FG-FGA	FG-FGA	FT-FTA	FG-FGA	FG-FGA	FT-FTA	Off	Def	Tot							
11	Owens,Tariq	* 2-2	0-0	1-2	0	2	2	4	5	1	1	6	0	10			
13	Mooney,Matt	* 5-8	2-4	0-0	0	3	3	2	12	6	2	0	3	25			
23	Culver,Jarrett	* 6-10	2-4	2-3	2	1	3	0	16	4	2	1	1	27			
25	Moretti,Davide	* 3-7	1-5	2-2	1	3	4	2	9	6	0	0	1	28			
32	Odiase,Norense	* 2-3	0-0	0-0	2	5	7	3	4	0	3	2	1	20			
00	Edwards,Kyler	4-9	0-2	2-2	2	0	2	0	10	1	1	0	2	22			
01	Francis,Brandone	5-8	2-3	1-2	0	5	5	2	13	1	0	0	3	27			
03	Corprew,Deshawn	3-4	1-2	0-0	1	2	3	2	7	0	2	0	0	10			
10	Ondigo,Malik	0-2	0-1	2-2	1	2	3	1	2	0	2	1	0	12			
20	Hicks,Parker	1-1	1-1	0-0	0	0	0	0	3	0	0	0	0	4			
24	Benson,Avery	1-1	0-0	0-0	0	1	1	0	2	0	0	1	0	6			
30	Sorrells,Andrew	1-1	0-0	0-0	0	0	0	0	2	0	0	0	1	4			
35	Mballa,Josh	1-1	0-0	0-0	1	0	1	0	2	0	0	0	1	5			
Team					1	0	1			1							
Totals		34-57	9-22	10-13	11	24	35	16	87	19	14	11	13	200			

FG % 1st Half: 15-27 55.6% 2nd half 19-30 63.3% Game: 34-57 59.6% Deadball Rebounds 3
 3FG % 1st Half: 3-9 33.3% 2nd half 6-13 46.2% Game: 9-22 40.9%
 FT % 1st Half: 6-7 85.7% 2nd half 4-6 66.7% Game: 10-13 76.9%

Officials: Gerry Pollard, Chance Moore, Jon Stigliano
 Technical fouls: UIW-None. Texas Tech-None.
 Attendance: 10198

Score by periods	1st	2nd	Total
UIW	30	7	37
Texas Tech	39	48	87

	In	Off	2nd	Fast	Bench
Points	Paint	Paint	Chance	Break	
UIW	12	13	9	2	19
TTU	42	36	15	14	41

Last FG - UIW 2nd-04:51, TTU 2nd-00:38.
 Largest lead - UIW None, TTU by 50 2nd-00:38.

Score tied - 0 times.
 Lead changed - 0 times.

(2-0) RED RAIDERS ROLL TO 40TH STRAIGHT NON-CONFERENCE HOME WIN

LUBBOCK, Texas – Davide Moretti scored a career-high 17 points and Deshawn Corprew added 11 points and eight rebounds to help lead Texas Tech to an 84-52 non-conference win over Mississippi Valley State on Friday at the United Supermarkets Arena.

The Red Raiders (2-0) won their 40th straight non-conference home game with the 32-point victory where they limited the Delta Devils (0-2) to 33.3 percent shooting and forced 12 turnovers. Texas Tech has not lost a non-conference home game now since Dec. 30, 2013 and coach Chris Beard is now 21-0 in those games.

Moretti, a sophomore from Italy, would also set a new career-high with five 3-pointers in the game and added four assists and two rebounds. Moretti led the Red Raiders with 14 points at halftime after going 4-for-5 on 3-pointers. His previous career-best was 14 points last season against Florida Atlantic.

"I was just making shots," Moretti said. "My teammates helped me a lot with about five assists in the first half. I mean, that was confidence. My teammates were giving me wide-open shots."

"That's what Moretti is supposed to do," Beard said. "He is a good shooter when his teammates get him wide open shots

and the offense produces shots. I think he is a 40-45 percent shooter. We are looking for him to get more consistent this year, he helped us out a lot last year as a freshman learning how to play on this level. He is a guy I pull for."

Norense Odiase would add a team-high 10 rebounds and also scored eight points, while Jarrett Culver went for 12 points, five assists and four rebounds in the second game of his sophomore season. Odiase, who also led the team with seven rebounds in the opener against Incarnate Word, had four of his rebounds on the offensive side of the court along with two blocked shots. Corprew, a sophomore in his first season at Texas Tech after transferring from South Plains College, scored seven of his 11 points in the second half after scoring seven in the game against UIW.

Texas Tech finished the game with eight 3-pointers and was 32-for-64 (50 percent) from the field. The Red Raiders owned the glass with a 49-25 rebounding advantage, including seven rebounds from Tariq Owens who would also add nine points, two assists and one blocked shot. Matt Mooney led the Red Raiders for the second straight game in assists, finishing with six assists along with scoring eight points and securing five rebounds. Malik Ondigo also had a career night with eight points and five rebounds, while Kyler Edwards went for nine points after opening his freshman season with 10 against UIW.

Odiase and Owens each had six points each as the Red

Raiders took a 43-20 lead at halftime. Odiase led the team with seven rebounds through 20 minutes and also had two blocks, while Mooney went into the break with five assists.

NOTES

Texas Tech has scored on the opening possessions in both games this season with an inside shot and then a 3-pointer. . . Owens would score the opening points for the second straight game and was followed by Mooney knocking down a 3-pointer. Against UIW, Owens had a dunk to start the game and was followed by Moretti hitting a 3-pointer... Texas Tech has started the first two games of the season with 9-0 runs... Texas Tech led by 23 at halftime after hitting five 3-pointers and shooting 53.3 percent from the field.

POSTGAME QUOTES

Coach Chris Beard

On Davide Moretti's performance against Mississippi Valley State:

"That's what Moretti is supposed to do. He is a good shooter when his teammates get him wide open shots and the offense produces shots. I think he is a 40-45 percent shooter. We are looking for him to get more consistent this year, he helped us out a lot last year as a freshman learning how to play on this level. He dedicated himself this summer to his national team while staying in town with his teammates in Lubbock. He is a guy I pull for. When he shoots the ball every time I think it is going in because I know what this guy does behind the scenes. He is a guy that takes 400-500 shots a day and never takes a day off. I got a lot of respect for him."

On the play of Malik Ondigo and Deshawn Corprew:

"Malik played well tonight he is talents and Corprew is doing everything he can to contribute to the team he has three years of eligibility left. They are our first guys coming off of the bench. They played great tonight."

On Odiase against the Delta Devils:

"I think Norense played great tonight right around a double-double. If the game would not have been so large he would of played more and got a double-double. I think he is a rim protector. Everyone associated block shots with Tariq but he is an explosive athlete. He is one of the better defensive players in the Big 12."

Mississippi Valley State coach Andre Payne

On playing against Texas Tech:

"They are so diverse, they can beat you from the perimeter from shooting 3s. Culver is outstanding off the dribble. They have an attack game. The point guard is solid and Odiase is a big man in the middle who can get in there and bang. I'm not quite sure the depth, but the first seven or eight guys they play are pretty tough guys."



Official Basketball Box Score -- Game Totals -- Final Statistics
VALLEY vs Texas Tech
11/9/18 8 p.m. at Lubbock, Tx (United Supermarkets Arena)

VALLEY 52 • 0-2

#	Player	Total			3-Ptr			Rebounds			PF	TP	A	TO	Bk	Stl	Min
		FG-FGA	FG-FGA	FT-FTA	Off	Def	Tot										
11	MITCHELL, Marcus	f	2-9	0-3	1-2	1	5	6	4	5	2	2	1	1	21		
10	EJEH, Emmanuel	c	0-2	0-0	0-0	0	1	1	4	0	1	1	0	0	15		
01	SCOTT, Dante	g	1-11	1-6	4-4	0	3	3	0	7	1	2	0	0	31		
03	EVANS, Jordan	g	6-11	4-6	0-0	0	0	0	2	16	0	2	0	2	25		
05	ECKWOOD, Tereke	g	1-3	0-1	0-0	0	3	3	2	2	0	2	0	0	23		
00	BARNES, Zachary	g	0-1	0-1	0-0	0	0	0	0	0	0	0	0	0	4		
02	SIMMONS, Torico	g	1-3	1-2	2-2	0	0	0	1	5	2	0	0	0	17		
12	HUNT, Lorenzo	g	1-2	0-0	0-0	1	3	4	1	2	2	1	0	0	15		
15	GREEN, Michael	g	6-11	3-4	0-0	1	0	1	1	15	0	1	0	1	29		
20	LUCIEN, Fritz	g	0-0	0-0	0-0	0	0	0	1	0	0	0	0	0	2		
21	RUCKER, Patrick	g	0-0	0-0	0-0	1	0	1	0	0	0	0	0	0	6		
23	ALLEN, Lacurtis	g	0-1	0-0	0-0	1	2	3	2	0	0	0	0	1	12		
Team						2	1	3									
Totals			18-54	9-23	7-8	7	18	25	18	52	8	12	1	5	200		

FG % 1st Half:	8-25	32.0%	2nd half:	10-29	34.5%	Game:	18-54	33.3%	Deadball Rebounds	0
3FG % 1st Half:	1-9	11.1%	2nd half:	8-14	57.1%	Game:	9-23	39.1%		
FT % 1st Half:	3-4	75.0%	2nd half:	4-4	100.0	Game:	7-8	87.5%		

Texas Tech 84 • 2-0

#	Player	Total			3-Ptr			Rebounds			PF	TP	A	TO	Bk	Stl	Min
		FG-FGA	FG-FGA	FT-FTA	Off	Def	Tot										
11	Owens, Tariq	f	4-5	0-1	1-1	1	6	7	1	9	2	1	1	0	23		
32	Odiase, Norense	c	1-3	0-0	6-9	4	6	10	2	8	1	0	2	0	22		
13	Mooney, Matt	g	3-7	2-3	0-0	0	5	5	0	8	6	2	0	0	24		
23	Culver, Jarrett	g	5-14	0-1	2-3	4	0	4	1	12	5	1	0	0	27		
25	Moretti, Davide	g	6-9	5-7	0-0	0	2	2	2	17	4	1	0	0	28		
00	Edwards, Kyler	g	4-5	0-1	1-6	1	2	3	1	9	1	2	0	1	24		
01	Francis, Brandone	g	0-4	0-3	0-0	0	1	1	1	0	1	1	0	0	7		
03	Corprew, Deshawn	g	5-9	1-2	0-0	3	5	8	2	11	0	0	0	0	17		
10	Ondigo, Malik	g	3-5	0-0	2-2	4	1	5	1	8	0	0	0	0	11		
20	Hicks, Parker	g	1-2	0-1	0-0	1	0	1	0	2	0	1	0	0	4		
24	Benson, Avery	g	0-0	0-0	0-0	0	0	0	0	0	1	0	0	0	5		
30	Sorrells, Andrew	g	0-0	0-0	0-0	0	0	0	0	0	0	0	0	0	4		
35	Mballa, Josh	g	0-1	0-0	0-0	0	2	2	0	0	0	0	0	0	4		
Team						1	1	2									
Totals			32-64	8-19	12-21	19	31	50	11	84	21	9	3	1	200		

FG % 1st Half:	16-30	53.3%	2nd half:	16-34	47.1%	Game:	32-64	50.0%	Deadball Rebounds	4
3FG % 1st Half:	5-12	41.7%	2nd half:	3-7	42.9%	Game:	8-19	42.1%		
FT % 1st Half:	6-12	50.0%	2nd half:	6-9	66.7%	Game:	12-21	57.1%		

Officials: Darron George, Antinio Petty, Craig Murley
Technical fouls: VALLEY-None. Texas Tech-None.
Attendance: 9873

Score by periods	1st	2nd	Total
VALLEY	20	32	52
Texas Tech	43	41	84

Points	In	Off	2nd	Fast	Bench
VALLEY	12	9	4	2	22
TTU	38	18	17	2	30

Last FG - VALLEY 2nd-00:09, TTU 2nd-00:33.
Largest lead - VALLEY None, TTU by 36 2nd-02:59.

Score tied - 0 times.
Lead changed - 0 times.

G3 TEXAS TECH 59, SOUTHEASTERN LOUISIANA 40 (November 13, 2018)

(3-0) ODIASE, CULVER LEAD RED RAIDERS TO 19-POINT WIN OVER LIONS TO COMPLETE HOME STAND

LUBBOCK, Texas – Texas Tech senior Norense Odiase secured a career-high 13 rebounds in his 92nd career game and Jarrett Culver scored a season-high 21 points to help lead the Red Raiders to a 59-40 non-conference win over Southeastern Louisiana on Tuesday at the United Supermarkets Arena.

Texas Tech (3-0) has now won 41 straight non-conference home games and has outscored its first three opponents by a 33.7 scoring margin to begin the season. The Red Raiders have still not trailed in a game this season and are 3-0 for the third straight season under head coach Chris Beard who is also now 22-0 in non-conference home games at Tech.

“The first season, within the season, was this three-game home stand,” Beard said. “We are pleased to be 3-0 and are looking forward to getting to Kansas City and having an opportunity to compete for our first championship of the season in the four-team tournament. We didn’t play our best game tonight where we had a lot of open shots and just didn’t make them and other parts of our game didn’t pick us up. Defensively, we were good for the most part, but offensively it wasn’t one of our better efforts. You have to give them credit though, they are well-coached and are a good team. They came in here and played hard”

Culver was 8-for-12 from the field with two 3-pointers for his fifth career game over 20 points and just five back of his career-high of 26 last season at West Virginia. The sophomore from Lubbock led the Red Raiders at halftime with 14 points after shooting 5-for-6 from the field, including a jumper with two seconds remaining in the half to give the team the 13-point advantage after 20 minutes. The Red Raiders started the game on an 18-3 run that began on the with a Matt Mooney jumper and grew to 15 on a Culver jumper.

“My teammates got me open and made plays for me,” Culver said. “I was just letting the game come to me and being patient like Coach always tells me. I have a lot of confidence in my team. That just comes from our daily work. Everybody’s in the gym every day, everybody watches film, and I have a lot of confidence that every game everybody’s going to come and play hard.”

Odiase, who had a previous career-best of 12 rebounds against Seton Hall last season, now has six games of double-figure rebounding in his career. He would grab nine rebounds in the first half against the Lions who were out-rebounded in the game by a 38-25 margin. Odiase would add six points to his rebounding total, while Davide Moretti went for eight points after hitting two shots and going 4-for-4 from the free-throw line. Mooney and Culver led the team with four assists each and Deshawn Coprew led the reserves with six points and three rebounds.

Culver is now averaging 16.3 points per game this season, while Mooney leads the team with 16 assists through three games. Tariq Owens added three blocks in the win over SLU and now has 10 on the season. The Red Raiders finished the game shooting only 42.3 percent from the field, but limited the Lions to 26.1 percent and forced 15 turnovers. Tech would lead by as many as 24 points in the game.

Moses Greenwood led the Lions with 13 points and six rebounds, while Parker Edwards hit two 3-pointers and scored 11. SLU, which won the Southland Conference regular-season last year, falls to 1-3 but those losses are to LSU, Nebraska and now the Red Raiders.

The Red Raiders will now travel to Kansas City where it will play Southern Cal on Monday at the Hall of Fame Classic at the Sprint Center. The Red Raiders and Trojans will then play either Nebraska or Missouri State on Tuesday to complete the event. Texas Tech will return home to host Northern Colorado on Saturday, Nov. 24 at the United Supermarkets Arena.

POSTGAME QUOTES

Chris Beard | Texas Tech Head Coach

On his ability to play multiple lineups throughout the game: “One of the things we have on this team is a lot of different pieces. I think we can play small ball and put five shooters out there, but we’re obviously starting two bigs with Norense and Tariq, and we’ll even play Malik, Norense and Tariq together and get really big if need be. So tonight, just at different parts of the game and because of the way the game was going, we went with that smaller lineup and it helped us a little bit and we finished the game with Norense cause he was doing such a great job rebounding.”

On his thoughts about the game against SLU: “We played nine players in the game basically and only three guys shot 50%. If you’re trying to shoot 50% as a team, everyone has to make their shots and tonight only 3 of 9 made their shots. Again, you can’t always depend on jump shooting, tonight shots weren’t going down and we just got to figure out ways to get to the free throw line more, we’ve got figure out how to get more offensive baskets as our worse offensive rebounding effort. I’ll have to watch the film and try to figure out why. But it’s nice to see our defense carry us to a night where we really needed it.”

Norense Odiase

On his mentality on rebounding and playing defense: “Just across the board it’s just like every game. I was fortunate enough to corral on this game, so whatever helps the team. We didn’t give up many layups, so that was good. We walled up, and early on we didn’t do much fouling, so that really helped us early on.”

On the first three games of the season: “Every day is a different struggle, every game and opponents. It’s kind of different, but we’ve been okay we just have to keep getting better as the season keeps going, so that when we come to Big 12 we’ll be full up and ready to go. Shots fall some games, shots fall some other games, but tonight they didn’t fall for us. We just have to know how to grind it out and get those tough wins in different ways.” Keep moving the ball, don’t get stagnant and don’t settle for three’s and get to the free throw line early in each half, so that’s what we harped on.”



Official Basketball Box Score -- Game Totals -- Final Statistics
SLU vs Texas Tech
11/13/18 6:30 p.m. at Lubbock, Tx (United Supermarkets Arena)

SLU 40 • 1-3

#	Player	Total		3-Ptr	Rebounds			PF	TP	A	TO	Bik	Stl	Min	
		FG-FGA	FG-FGA	FT-FTA	Off	Def	Tot								
00	Veal,Marlain	* 2-9	1-7	2-2	0	2	2	4	7	2	5	0	2	27	
05	Brown,Kajon	* 0-3	0-2	0-0	1	0	1	3	0	0	1	0	0	10	
10	Julien,Von	* 1-7	1-4	1-2	0	4	4	2	4	2	2	0	1	36	
13	Greenwood,Moses	* 4-6	1-1	4-4	1	5	6	4	13	0	4	1	0	32	
24	Charleston,Keith	* 0-5	0-4	0-0	0	4	4	2	0	1	1	0	0	31	
01	Saunders,Jeremiah	0-0	0-0	0-0	0	0	0	0	0	0	0	0	0	1	
03	Edwards,Parker	3-8	2-6	3-3	0	2	2	1	11	0	0	0	0	18	
04	West,D'Angelo	0-2	0-2	0-2	0	0	0	0	0	0	1	0	0	9	
12	Strange,Matthew	0-0	0-0	0-0	0	0	0	0	0	0	0	0	0	1	
20	Gonzalez,Brandon	0-0	0-0	0-0	0	0	0	0	0	0	0	0	0	2	
22	Bosetta,Patrick	0-0	0-0	0-0	0	0	0	0	0	0	0	0	0	1	
23	Thomas,Quinton	1-3	0-2	0-1	0	2	2	1	2	2	0	0	1	17	
25	Brewer,Ty	1-3	0-1	1-4	1	2	3	1	3	0	0	0	0	15	
Team					0	1	1				1				
Totals		12-46	5-29	11-18	3	22	25	18	40	7	15	1	4	200	
FG % 1st Half:		6-21	28.6%	2nd half:	6-25	24.0%	Game:	12-46	26.1%						Deadball
3FG % 1st Half:		3-11	27.3%	2nd half:	2-18	11.1%	Game:	5-29	17.2%						Rebounds
FT % 1st Half:		4-7	57.1%	2nd half:	7-11	63.6%	Game:	11-18	61.1%						5

Texas Tech 59 • 3-0

#	Player	Total		3-Ptr	Rebounds			PF	TP	A	TO	Bik	Stl	Min	
		FG-FGA	FG-FGA	FT-FTA	Off	Def	Tot								
11	Owens,Tariq	* 1-4	0-0	1-2	1	1	2	2	3	0	1	3	0	19	
13	Mooney,Matt	* 3-10	0-3	1-4	1	4	5	3	7	4	3	0	2	26	
23	Culver,Jarrett	* 8-12	2-5	3-4	0	4	4	3	21	4	1	1	0	31	
25	Moretti,Davide	* 2-8	0-4	4-4	0	0	0	3	8	1	1	0	3	26	
32	Odiase,Norense	* 3-3	0-0	0-0	0	13	13	2	6	0	3	0	0	22	
00	Edwards,Kyler	1-4	1-1	0-0	0	1	1	0	3	0	0	0	1	18	
01	Francis,Brandone	2-6	1-3	0-0	1	2	3	3	5	2	2	0	0	23	
03	Coprew,Deshawn	2-2	1-1	1-2	1	2	3	1	6	1	0	0	0	16	
10	Ondigo,Malik	0-1	0-1	0-0	0	2	2	0	0	0	0	0	0	7	
24	Hicks,Parker	0-0	0-0	0-0	0	2	2	0	0	0	0	0	0	2	
24	Benson,Avery	0-1	0-0	0-0	1	0	1	1	0	0	0	1	0	4	
30	Sorrells,Andrew	0-1	0-1	0-0	0	0	0	0	0	0	0	0	0	3	
35	Mbaila,Josh	0-0	0-0	0-0	0	0	0	1	0	0	0	0	0	3	
Team					0	2	2				1				
Totals		22-52	5-19	10-16	5	33	38	19	59	12	12	5	6	200	
FG % 1st Half:		12-26	46.2%	2nd half:	10-26	38.5%	Game:	22-52	42.3%						Deadball
3FG % 1st Half:		3-10	30.0%	2nd half:	2-9	22.2%	Game:	5-19	26.3%						Rebounds
FT % 1st Half:		5-10	50.0%	2nd half:	5-6	83.3%	Game:	10-16	62.5%						9

Officials: Doug Sirmons, Mike Roberts, Bret Smith
Technical fouls: SLU-None. Texas Tech-None.
Attendance: 8650

Score by periods	1st	2nd	Total
SLU	19	21	40
Texas Tech	32	27	59

	In	Off	2nd	Fast	Bench
Points	Paint	T/O	Chance	Break	
SLU	10	4	2	2	16
TTU	31	18	4	9	14

Last FG - SLU 2nd-02:05, TTU 2nd-02:34.
Largest lead - SLU None, TTU by 24 2nd-02:34.

Score tied - 0 times.
Lead changed - 0 times.

(4-0) RED RAIDERS RALLY FROM 13 BACK FOR WIN OVER TROJANS AT HALL OF FAME CLASSIC

KANSAS CITY – Tariq Owens and Jarrett Culver scored 18 points each and Matt Mooney and Davide Moretti both went for 17 as Texas Tech stormed back from a nine-point halftime deficit to earn a 78-63 win over Southern Cal on Monday on the first day of the Hall of Fame Classic at the Sprint Center.

The Red Raiders (4-0) trailed by as many as 13 in the first half against the Trojans (2-2), but would respond by shooting 16-for-19 (84.2 percent) from the field and 5-for-6 on 3-pointers in the second half to advance to the Hall of Fame Classic Championship final where they will meet Nebraska at 8:30 p.m. on Tuesday at the Sprint Center.

“It’s not easy not playing well and then flipping the script,” Texas Tech head coach Chris Beard said. “We played really well in the second half shooting over 80 percent and only having three turnovers. You can beat a lot of teams like that. I learned that we can make adjustments and everything that I had hoped about our guys where they are grown men who want to be coached hard. Every team is a work in progress right now and trying to get better

and we’re no different. Playing this type of competition in this venue gives us a chance to get better.”

Culver would add a team-high nine rebounds and five assists to his 18 points, while Owens scored his season-high 18 points by going 7-for-10 from the field and 3-for-3 from the free-throw line. Mooney would also notch a season-high with his 17 points that came on a 6-for-12 shooting performance and knocking down two 3-pointers. Down 32-23 at halftime, Mooney would spark the team early in the second half with a layup followed by a 3-pointer to cut it to a 34-29 deficit just 1:40 in the half. Another Mooney layup was followed by two Culver free throws and a layup before Moretti drilled a 3-pointer to give the Red Raiders a 37-36 lead with 14:38 to play. Mooney scored 15 of his 17 points in the second half where he was 5-for-5 from the field.

“We were sluggish in the first half and that’s just not us,” Mooney said. “Us as seniors can’t let that happen. We knew we had to bring energy in the second half and we were able to get some steals and get out in transition. Once we got some shots going it got contagious.”

Moretti’s 17 points matched his career-high that he set in the second game of the season and came with him

knocking down four shots and going 4-for-4 from the free-throw line. A sophomore from Italy, Moretti scored 13 of his 17 points in the second half and also finished the game with two assists. Owens scored 11 points in the second half where he was 4-for-4 from the field and 3-for-3 from the line. He had an emphatic dunk off a lob from Culver to give the Red Raiders a 59-53 that would grow to an 11-point lead with him hitting a layup to cap the 7-0 run.

“This was a real test for us,” Owens said. “We’ve felt like we always had that leadership role but this game showed that we always have to be ready. As leaders and seniors, this showed us that we have to be ready to play every single game and all 40 minutes.”

Texas Tech trailed 32-23 at halftime after being limited to 27.3 percent shooting from the field and only going 1-for-9 on 3-pointers. The Red Raiders, who had not trailed once throughout the first three games of the season, were down by as many as 13 in the opening half against the Trojans who were 6-for-12 on 3-pointers through 20 minutes. Owens led Texas Tech with seven points and four rebounds in the first half, while Culver had five points and two assists. The Trojans would take a 20-17 game into a 13-point deficit for the Red Raiders with a 10-0 run that included two 3-pointers. Tech ended the run with a Culver layup with 2:46 remaining in the half.

Boatwright had a half-high 10 points for USC and Porter was at eight points and three assists as the Trojans took the nine-point lead into halftime despite having 10 turnovers against the Red Raider defense.

“We didn’t play very well in the first half,” Beard said. “A lot of that was us, but you also have to give them some credit. We settled down in the second half. When you shoot over 80 percent and only have three turnovers in a half you’re going to be successful a lot of times.”

Texas Tech and Nebraska will meet for the 27th time on Tuesday, but the first since 2011 when the Red Raiders earned a 72-71 win in Lubbock. The Huskers (4-0) advanced to final with an 85-62 win over Missouri State on Monday led by Isaac Copeland Jr. who went for 23 points, seven rebounds and four assists. The Huskers shot 50.8 percent from the field in the game, including hitting 13 3-pointers.

“I’ve only seen Nebraska play one game on television and we’ll dig in tonight,” Beard said. “I know this, they are really good. They look to me to be a Sweet 16-type team on paper and then of course if you’re that good you can win a couple more and make the final four. They have experience, guard play and we know that we’ll have to play our best against them.”



Official Basketball Box Score -- Game Totals -- Final Statistics
USC vs Texas Tech
11/19/18 8:30 p.m. at Kansas City, Mo. (Sprint Center)

USC 63 • 3-1

##	Player	Total			3-Ptr			Rebounds			PF	TP	A	TO	Blk	Stl	Min
		FG-FGA	FG-FGA	FT-FTA	FG-FGA	FG-FGA	FT-FTA	Off	Def	Tot							
31	Nick Rakocevic	f	3-5	0-0	3-4	3	6	9	4	9	0	4	1	2		30	
00	Shaquan Aaron	g	1-4	1-3	3-4	0	4	4	2	6	0	1	0	0		23	
02	Jonah Mathews	g	4-7	3-6	1-2	0	1	1	2	12	2	3	0	0		30	
04	Kevin Porter Jr.	g	6-16	2-7	1-2	1	4	5	4	15	3	2	1	2		33	
05	Derryck Thornton	g	0-0	0-0	0-0	0	2	2	0	0	4	5	0	0		19	
01	Jordan Usher	g	1-3	0-0	0-0	0	2	2	3	2	0	0	0	0		19	
03	Elijah Weaver	g	2-3	1-1	0-0	0	0	0	2	5	1	1	0	1		18	
25	Bennie Boatwright	g	6-14	2-5	0-0	1	5	6	5	14	0	1	0	1		28	
Team																	
Totals			23-52	9-22	8-12	5	26	31	22	63	10	17	2	6		200	
FG % 1st Half:		12-25	48.0%	2nd half	11-27	40.7%	Game:		23-52	44.2%	Deadball						
3FG % 1st Half:		6-12	50.0%	2nd half	3-10	30.0%	Game:		9-22	40.9%	Rebounds				4		
FT % 1st Half:		2-4	50.0%	2nd half	6-8	75.0%	Game:		8-12	66.7%							

Texas Tech 78 • 4-0

##	Player	Total			3-Ptr			Rebounds			PF	TP	A	TO	Blk	Stl	Min
		FG-FGA	FG-FGA	FT-FTA	FG-FGA	FG-FGA	FT-FTA	Off	Def	Tot							
11	Owens, Tariq	f	7-10	1-2	3-3	3	1	4	1	18	0	1	1	0		26	
32	Odiase, Norene	c	1-4	0-0	2-4	1	0	1	1	4	0	0	1	0		18	
13	Mooney, Matt	g	6-12	2-2	3-4	1	4	5	1	17	4	1	0	4		32	
23	Culver, Jarrett	g	5-10	1-3	7-11	0	9	9	1	18	5	6	0	3		35	
25	Moretti, Davide	g	5-9	2-3	5-6	0	3	3	4	17	2	2	0	1		34	
00	Edwards, Kyler	g	0-1	0-1	0-0	0	2	2	1	0	2	1	0	1		14	
01	Francis, Brandone	g	0-3	0-2	0-0	0	3	3	3	0	0	0	0	0		23	
03	Corprew, Deshawn	g	1-4	0-2	2-2	0	1	1	1	4	0	0	0	1		13	
10	Ondigo, Malik	g	0-0	0-0	0-0	0	0	0	0	0	0	0	0	0		5	
Team																	
Totals			25-53	6-15	22-30	5	23	28	13	78	13	11	2	10		200	
FG % 1st Half:		9-33	27.3%	2nd half	16-20	80.0%	Game:		25-53	47.2%	Deadball						
3FG % 1st Half:		1-9	11.1%	2nd half	5-6	83.3%	Game:		6-15	40.0%	Rebounds				5,1		
FT % 1st Half:		4-6	66.7%	2nd half	18-24	75.0%	Game:		22-30	73.3%							

Officials: Gerry Pollard, Keith Kimble, Bret Smith
Technical fouls: USC-Nick Rakocevic. Texas Tech-None.
Attendance:
Flagrant 1 by USC #31 with 2:25 in 1st half.
Texas Tech advances to play Nebraska in Hall of Fame Championship game.

Score by periods	1st	2nd	Total
USC	32	31	63
Texas Tech	23	55	78

Points	In	Off	2nd	Fast	Bench
USC	20	7	4	4	21
TTU	36	19	0	6	4

Last FG - USC 2nd-01:46, TTU 2nd-00:19.
Largest lead - USC by 13 1st-03:30, TTU by 15 2nd-00:19.

Score tied - 3 times.
Lead changed - 8 times.

(5-0) TEXAS TECH WINS HALL OF FAME CLASSIC CHAMPIONSHIP TITLE OVER NEBRASKA

KANSAS CITY – Jarrett Culver matched a career-high with 26 points and Matt Mooney added 15 to help lead Texas Tech to the Hall of Fame Classic Championship title with a 70-52 win over No. 25 Nebraska on Tuesday at the Sprint Center.

The Red Raiders (5-0) earned the tournament title after limiting the Cornhuskers (4-1) to 37 points below their season average and having nine players score in the game. Texas Tech trailed early by as many as nine in the first half but would take a six-point halftime lead and never looked back as it led for 25:29. The Red Raiders have now won a regular-season tournament title for the second straight season after taking the Naismith Memorial Hall of Fame Tournament title last season with an 85-49 win over No. 20 Northwestern. Nebraska, which came into the game having scored over 80 in its previous four games, was the first ranked opponent for the Red Raiders this season and comes a year after Tech went 8-5 against opposition in the polls.

“We were really concerned with their offensive firepower and their ability to make the 3-point shot,” said Texas Tech

coach Chris Beard who is now 50-24 as the program’s head coach. “I thought our guys were locked in tonight, especially on a one-day prep. I’m really proud of our team and it’s evident that we have a veteran team with these four seniors. We embraced the preparation.”

Texas Tech opened the tournament in Kansas City with a 78-63 win over Southern Cal on Monday after beginning the season with three home wins. Mooney was also named to the all-tournament team after he scored 17 points against the Trojans, while Culver earned the top honors after going for 18 against USC and then dropping the 26 against the Cornhuskers.

Culver was named the Hall of Fame Classic Most Valuable Player after recording the sixth game of his career with 20 or more points. He was 9-for-18 from the field with three 3-pointers and five more point from the free-throw line. Tariq Owens secured a season-high eight rebounds and added two blocks, while Mooney had two steals and two assists to go along with his 15 points. Culver, who also had 26 points last season at West Virginia, also had six rebounds and two assists in the win.


Daive Moretti finished the game with eight points and two assists and Brandone Francis scored seven to lead

the bench which owned a 15-3 scoring advantage over Nebraska’s bench on the night. Texas Tech owned a 38-29 rebounding advantage and limited the Cornhuskers to n 35.4 percent shooting and to a 5-for-23 performance on 3-pointers.

Texas Tech would take a 32-26 lead into halftime with Mooney scoring the final six points of the half on three layups to complete a first half where the Red Raiders trailed by nine early before four lead changes in the opening 20 minutes. Mooney led with nine points, including the six in the final 1:25 minutes of play to take a tied game to break with the Red Raiders up six. Francis added seven off the bench with a 3-pointer and two jumpers, while Culver had six points and three rebounds for the Red Raiders who would finish the half shooting 45.2 percent from the field.

Texas Tech was down 15-6 six minutes in the game before going on a 12-0 run to take a 18-15 lead on an Owens layup, an and-one from Mooney, two Culver free throws, Francis’ 3-pointer and then a Deshawn Corprew layup. The run was shades of Monday’s game against USC when the Red Raiders were down 13 before storming back to advance to the title game. Nebraska finished the first half shooting 37.5 percent from the field and were only 3-for-12 on 3-pointers. The Red Raiders were 1-for-5 from beyond the arc in the first half but owned inside with a 24-10 scoring advantage in the paint and a 20-13 rebounding margin.

The Red Raiders would never trail in the second half and were up double-digits for the first time when Culver hit a 3-pointer with 11 minutes remaining in the game. Mooney would add to the lead that was 11 with just over nine to play before a pair of Moretti free throws pushed the lead to 15 with 7:31 remaining. The largest lead of the game was at 17 points when Mooney hit a pair of free throws to increase the lead to 61-44 and the lead never went under 13 the rest of the way.



Official Basketball Box Score -- Game Totals -- Final Statistics
Texas Tech vs Nebraska
 11/20/18 8:30 p.m. at Kansas City, Mo. (Sprint Center)

Texas Tech 70 • 5-0		Total			3-Ptr			Rebounds			PF	TP	A	TO	Blk	Stl	Min
		FG-FGA	FG-FGA	FT-FTA	Off	Def	Tot										
11	Owens,Tariq	f	2-7	0-0	1-3	5	3	8	0	5	1	0	2	0	28		
32	Odiase,Norens	c	0-0	0-0	1-2	0	1	1	3	1	0	0	0	1	7		
13	Mooney,Matt	g	5-11	0-3	5-5	0	3	3	2	15	2	3	1	2	34		
23	Culver,Jarrett	g	9-18	3-4	5-6	0	6	6	3	26	2	0	1	0	35		
25	Moretti,Daive	g	2-4	0-2	4-4	0	1	1	3	8	2	1	0	0	32		
00	Edwards,Kyler		1-3	0-0	0-0	0	3	3	1	2	1	0	0	0	17		
01	Francis,Brandone		3-8	1-2	0-0	2	2	4	3	7	1	1	0	0	24		
03	Corprew,Deshawn		1-2	0-0	0-0	2	4	6	1	2	1	0	0	0	12		
10	Ondigo,Malik		2-4	0-1	0-0	1	1	2	2	4	0	1	0	0	7		
20	Hicks,Parker		0-0	0-0	0-0	0	0	0	0	0	0	0	0	0	1		
24	Benson,Avery		0-0	0-0	0-0	0	0	0	0	0	0	1	0	0	1		
30	Sorrells,Andrew		0-0	0-0	0-0	0	0	0	0	0	0	0	0	0	1		
35	Mballa,Josh		0-0	0-0	0-0	0	0	0	0	0	0	0	0	0	1		
Team						1	3	4				4					
Totals			25-57	4-12	16-20	11	27	38	18	70	10	11	4	3	200		
FG % 1st Half: 14-31		45.2%	2nd half: 11-26	42.3%	Game: 25-57	43.9%	Deadball										
3FG % 1st Half: 1-5		20.0%	2nd half: 3-7	42.9%	Game: 4-12	33.3%	Rebounds										
FT % 1st Half: 3-4		75.0%	2nd half: 13-16	81.3%	Game: 16-20	80.0%	1,1										

Nebraska 52 • 4-1		Total			3-Ptr			Rebounds			PF	TP	A	TO	Blk	Stl	Min
		FG-FGA	FG-FGA	FT-FTA	Off	Def	Tot										
14	Isaac Copeland Jr.	f	5-9	1-3	9-14	2	6	8	1	20	2	3	0	2	38		
15	Isaiah Roby	f	2-5	0-0	2-3	2	4	6	3	6	0	4	3	2	37		
00	James Palmer Jr.	g	5-13	2-8	1-2	0	2	2	5	13	1	4	0	0	27		
05	Glynn Watson Jr.	g	2-11	2-7	0-0	0	5	5	2	6	3	1	0	0	38		
12	Thomas Allen	g	2-6	0-2	0-0	0	0	0	0	4	0	1	0	1	36		
01	Amir Harris		0-0	0-0	0-0	0	0	0	0	0	0	1	0	1	9		
20	Tanner Borchardt		0-0	0-0	1-2	1	1	2	2	1	0	0	0	0	5		
25	Nana Akenten		1-4	0-3	0-0	0	2	2	3	2	0	0	0	0	10		
Team						2	2	4	1								
Totals			17-48	5-23	13-21	7	22	29	17	52	6	14	3	6	200		
FG % 1st Half: 9-24		37.5%	2nd half: 8-24	33.3%	Game: 17-48	35.4%	Deadball										
3FG % 1st Half: 3-12		25.0%	2nd half: 2-11	18.2%	Game: 5-23	21.7%	Rebounds										
FT % 1st Half: 5-8		62.5%	2nd half: 8-13	61.5%	Game: 13-21	61.9%	4,2										

Officials: Doug Sirmons, Brian O’Connell, Bret Smith
 Technical fouls: Texas Tech-None. Nebraska-TEAM.
 Attendance: 6521
 Championship game of the Hall of Fame Classic.
 All tournament team: Bennie Boatwright (USC), Keandre Cook (MSU), Matt Mooney (TTU), Isaac Copeland (UN), Jarrett Culver (TTU) MVP.

Score by periods	1st	2nd	Total
Texas Tech	32	38	70
Nebraska	26	26	52

	Points	In Paint	Off T/O	2nd Chance	Fast Break	Bench
Texas Tech	34	19	10	2	15	
Nebraska	18	8	3	4	3	

Last FG - TTU 2nd-01:31, NEB 2nd-02:39.
 Largest lead - TTU by 19 2nd-00:55, NEB by 9 1st-15:47.
 Score tied - 4 times.
 Lead changed - 4 times.

(6-0) RED RAIDERS ROLL TO 31-POINT WIN OVER NORTHERN COLORADO AT HOME

LUBBOCK, Texas — Kyler Edwards didn't miss a shot and finished with a career-high 19 points while Jarrett Culver scored 20 and had six assists to lead Texas Tech to a 93-62 win over Northern Colorado on Saturday at the United Supermarkets Arena.

The Red Raiders (6-0) shot 60.7 percent from the field, including going 10-for-16 on 3-pointers as they extended their non-conference home winning streak to 42 games and handed the Bears (3-1) their first loss of the season and held them to 40 points below their season average. Texas Tech's shooting percentage was the best it had in a game since shooting 61.4 percent in a win over Idaho State on Nov. 25, 2016 and the first over 60 since last year against Northwestern.

"I was really pleased to get the win tonight," Texas Tech coach Chris Beard said. "They were a team that had our full respect and attention. They are a team that is set up to win games in March. They won 26 games last year. I thought our guys were dialed in for the most part with a couple of good days of preparation."

Edwards finished the game 7-for-7, including going 4-for-4 on 3-pointers while Deshawn Corprew also had a career-night with 13 points after going 6-for-7 from the field. A freshman from Arlington, Edwards came into the game averaging 4.8 points per game and with a season-best 10 points in the opener against Incarnate Word.

"It was just my night tonight," Edwards said. "It could have been anyone's night, but tonight was just my night. It just happen to be me tonight. Coach gives me confidence. He tells me my time is going to be coming one day, any game."

Culver, who was coming off matching his career-high with 26 on Tuesday against Nebraska, shot 7-for-10 in the game with two 3-pointers and Brandone Francis was 5-for-7 and finished with 11 to give the Red Raiders four double-digit scorers in the game where the team went 37-for-61 from the field. Matt Mooney and Davide Moretti added seven points each with Mooney also grabbing five rebounds. Norense Odiase also had five rebounds and Tariq Owens added two blocks for the Red Raiders.

Edwards and Corprew led a bench that owned a 51-3 scoring advantage over the UNC bench in the game.

Northern Colorado came into Lubbock averaging 101 points per game but were limited to 62 by the Red Raider defense which held the Bears to 19-for-55 shooting and to only 4-for-24 on 3-pointers. Texas Tech has now limited back-to-back opponents to game where they were held well below their season averages after also holding Nebraska to only 52 points on Tuesday.

Culver has now scored in double-digits in all six games this season and now has 26 in his career. His 20-point performance was the seventh time in 43 games and he is now averaging 18.8 points per game and leads the Red Raiders with 26 assists. A sophomore from Lubbock, he is also leading the team by shooting 54.1 percent from the field.

Texas Tech, which had 12 players score, finished the game with six blocks with two coming from Owens and one each from Odiase, Edwards, Corprew and Avery Benson. Owens now has 15 blocked shots through only six games. The Red Raiders led 43-30 at halftime and would cruise to the win after only having six turnovers in the game and forcing 16 from the Bears. The Red Raiders have won all six of their games by double-digits with three wins of over 30 or more points and are now winning by a 27.5 margin.

Edwards led the Red Raiders with 11 points in the first half after shooting 4-for-4 from the field, including going 3-for-3 on 3-pointers. Francis added nine points on 4-for-5 shooting in the half and Corprew and Odiase both had six at halftime. The Red Raiders led by as many as 19 in the first half after shooting 59.4 percent from the field and going 5-for-8 on 3-pointers. Culver, who had one 3-point in the opening half, would hit a jumper at the halftime buzzer and finished with seven points and three assists at halftime.

QUOTES

Chris Beard

On his team's depth on Saturday:

"We're a team of depth. We've got a nine or 10 man rotation right now and we also got some players that aren't in the rotation right now that will be some really good players at some point. You know I would like to recognize those players at the end of the game. So speaking of the five guys at the end of the game did a great job. Those guys are a big part of our team and practice hard every day. We have a lot of confidence in those five guys. We want to have balance. We have a lot of players on our roster that we have a lot of confidence in. We can't win in the Big 12 by only having one or two good players. You have to have a team of players that can play a role and get it done any given night."

On the team's effort against the Bears:

"It's a game of spurts and what we are trying to get through is the 40 minutes. Tonight with the naked eye I think we played about 28 minutes instead of the 40. Fortunately that got the win tonight. There will be some games that we will have to play 38 of the 40 to be able to win. They spread you out, it's not easy for those big guys but I thought we hung with them the best that we could."



Official Basketball Box Score -- Game Totals -- Final Statistics
UNC vs Texas Tech
 11/24/18 4:30 p.m. at Lubbock, Tx (United Supermarkets Arena)

UNC 62 • 3-1

##	Player	Total			3-Ptr			Rebounds			PF	TP	A	TO	Blk	Stl	Min
		FG-FGA	FG-FGA	FT-FTA	FG-FGA	FG-FGA	FT-FTA	Off	Def	Tot							
00	Davis, Jordan	* 7-17	1-3	11-13	1	2	3	0	26	5	3	0	1	35			
05	Masten, Sam	* 3-6	0-2	3-6	1	1	2	2	9	0	2	0	0	30			
12	Radebaugh, Jonah	* 2-7	1-4	1-1	3	5	8	1	6	0	1	0	0	38			
13	Hume, Bodie	* 3-12	2-10	3-4	1	4	5	3	11	0	0	1	0	26			
25	Edwards, Kai	* 3-3	0-0	1-1	2	2	4	4	7	0	1	0	0	23			
01	Harris, Trent	0-6	0-4	0-0	2	0	2	0	0	1	3	0	0	18			
02	Johnson, Matt	0-1	0-0	0-0	0	0	0	0	0	0	0	0	0	2			
04	Bergan, Cole	1-3	0-1	0-2	2	2	4	4	2	1	4	0	0	15			
15	Jockuch, Kur	0-0	0-0	1-2	0	0	0	1	1	0	0	0	0	5			
23	Drgon, Matej	0-0	0-0	0-0	0	0	0	1	0	0	0	0	0	7			
33	Reyes, Johnatan	0-0	0-0	0-0	0	1	1	0	0	0	1	0	0	2			
Team					3	4	7			1							
Totals		19-55	4-24	20-29	15	21	36	16	62	7	16	1	1	201			

FG % 1st Half: 9-25 36.0%	2nd half: 10-30 33.3%	Game: 19-55 34.5%	Deadball Rebounds: 5
3FG % 1st Half: 2-10 20.0%	2nd half: 2-14 14.3%	Game: 4-24 16.7%	
FT % 1st Half: 10-15 66.7%	2nd half: 10-14 71.4%	Game: 20-29 69.0%	

Texas Tech 93 • 6-0

##	Player	Total			3-Ptr			Rebounds			PF	TP	A	TO	Blk	Stl	Min
		FG-FGA	FG-FGA	FT-FTA	FG-FGA	FG-FGA	FT-FTA	Off	Def	Tot							
11	Owens, Tariq	* 1-6	0-2	0-0	0	2	2	3	2	1	1	2	1	15			
13	Mooney, Matt	* 3-7	1-1	0-0	0	5	5	5	7	1	2	0	2	22			
23	Culver, Jarrett	* 7-10	2-3	4-6	0	5	5	2	20	6	1	0	2	26			
25	Moretti, Davide	* 2-5	1-3	2-2	1	0	1	3	7	3	0	0	1	26			
32	Odiase, Norense	* 3-6	0-0	0-0	1	4	5	3	6	1	0	1	0	14			
00	Edwards, Kyler	7-7	4-4	1-2	0	1	1	3	19	3	1	1	1	27			
01	Francis, Brandone	5-7	1-1	0-0	0	3	3	0	11	4	0	0	3	23			
03	Corprew, Deshawn	6-7	1-1	0-0	2	2	4	1	13	0	1	1	0	21			
10	Ondigo, Malik	1-3	0-1	0-0	0	0	0	1	2	1	0	0	0	7			
20	Hicks, Parker	0-0	0-0	2-2	0	0	0	0	2	0	0	0	0	4			
24	Benson, Avery	1-1	0-0	0-0	0	1	1	1	2	1	0	1	0	4			
30	Sorrells, Andrew	0-0	0-0	0-0	1	0	1	0	0	0	0	0	0	6			
35	Mballa, Josh	1-2	0-0	0-0	0	0	0	0	2	0	0	0	0	4			
Team					0	3	3										
Totals		37-61	10-16	9-12	5	26	31	22	93	21	6	6	10	199			

FG % 1st Half: 19-32 59.4%	2nd half: 18-29 62.1%	Game: 37-61 60.7%	Deadball Rebounds: 1
3FG % 1st Half: 5-8 62.5%	2nd half: 5-8 62.5%	Game: 10-16 62.5%	
FT % 1st Half: 0-1 0.0%	2nd half: 9-11 81.8%	Game: 9-12 75.0%	

Officials: Antinno Petty, Kelly Self, Lee Cassell
 Technical fouls: UNC-None. Texas Tech-None.
 Attendance: 9689

Score by periods	1st	2nd	Total
UNC	30	32	62
Texas Tech	43	50	93

Points	In Paint	Off T/O	2nd Chance	Fast Break	Bench
UNC	26	13	5	2	3
TTU	44	17	8	4	51

Last FG - UNC 2nd-03:11, TTU 2nd-01:43.
 Largest lead - UNC by 3 1st-17:51, TTU by 31 2nd-00:32.

Score tied - 1 time.
 Lead changed - 2 times.

(7-0) RED RAIDERS RALLY FOR WIN OVER MEMPHIS IN HOOPHALL MIAMI INVITATIONAL

MIAMI – Tariq Owens recorded a double-double with 13 points and 11 rebounds along with setting a new Texas Tech single-game record with eight blocked shots to help the No. 20/19-ranked Red Raiders rally for a 78-67 win over Memphis at the Air Force Reserve HoopHall Miami Invitational on Saturday at the AmericanAirlines Arena.

The Red Raiders (7-0) trailed 78-67 at halftime and by as many as 13 in the second half before finishing the game on a 27-8 run over the final seven minutes to knocked off the Tigers (3-4). Texas Tech went on a 9-0 run to take its first lead of the second half at 60-59 with 4:35 remaining, capped by Owens layup and a free-throw off an assist from Kyler Edwards assist. Owens had a block on the next possession, got the rebound and then hit two free throws as the Red Raiders took a 62-59 lead that would not be relinquished.

Jarrett Culver led the Red Raiders with 20 points, six assists and also had six rebounds in the win, while Deshawn Corprew added 12 points and five rebounds. Culver had now led the team in scoring in six of seven games, has scored in double-figures in all seven games

and has scored 20 or more in four games. Owens, who had six blocks in the season opener against Incarnate Word, set a new TTU record that had previously been held by Will Flemons had seven against Texas A&M in 1990 and also the first double-double for Texas Tech this season.

“We just picked it up as a team,” Owens said. “Our team defense was better and we just locked in as a collective unit.”

Brandone Francis would add 10 points after going 2-for-3 on 3-pointers in the second half and Edwards would go for nine points and two assists. Matt Mooney finished with eight points, three assists and three rebounds for the Red Raiders who shot 49.1 percent from the field and went 22-for-30 from the free-throw line. Corprew, who was one point away from his season-high in scoring went on a 6-0 run of his own in the second half, hitting a jumper, two free throws and then a layup to cut the deficit to 57-51 with 8:11 remaining.

“Coach is always on us about playing it to the bone,” Culver said. “We play a full 40 minutes and fight until the end. We all buy into that and are always going to fight until the end. I feel like this team has a lot of heart.”


Texas Tech hit 16 of its 22 free throws in the second half, including Culver hitting six in his 20-point performance. The 22 free throws matched the 22 the team made in its comeback win over Southern Cal and the team has still won all of its games this season by double-digits with Edwards knocking down a layup with 31 seconds remaining for the 11-point win.

“I thought above everything, we just stayed the course,” Texas Tech coach Chris Beard said. “On a night when some teams could say it’s not our night, we just stayed the course. We knew we couldn’t get it all back at once so we broke the game into little three and four minute games.”

Tyler Harris led Memphis with 17 points, while Kyvon Davenport added 13 points and four rebounds. The Tigers finished the game shooting 3-for-15 on 3-pointers and were 18-for-28 from the free-throw line.

Texas Tech trailed by the nine-point halftime deficit after shooting going 2-for-8 on 3-pointers and committing 10 turnovers. It was only their second time trailing at halftime this season and came with the team going 10-for-25 from the field and the Tigers shooting 12-for-35. Owens and Culver led the Red Raiders with six points each at halftime with Owens scoring four of his six on dunks. Culver was limited to 2-for-6 shooting in the first half and also had two assists. Owens led the team with six rebounds in the opening and also had one blocked shot. Memphis, which led by as many as 11 in the first half, was led by Tyler Harris who had 13 points with three 3-pointers. The Tigers built their first-half lead by going 10-for-11 at the free-throw line while the Red Raiders were 6-for-11 at the line. The 37 points scored by Memphis were the most by an opponent in the first half this season against Tech.

Texas Tech will begin a three-game home stand on Wednesday when the Red Raiders welcome Arkansas-Pine Bluff to the United Supermarkets Arena. TTU is on a 42-game home non-conference winning streak going into the 6:30 p.m. game and is 4-0 at home this season.



Official Basketball Box Score -- Game Totals -- Final Statistics
Texas Tech vs Memphis
 12/1/18 2:30 PM at AmericanAirlines Arena, Miami, Fla.

Texas Tech 78 • 7-0		Total			3-Ptr			Rebounds			PF		TP		A TO		Blk Stl		Min
##	Player	FG-FGA	FG-FGA	FT-FTA	Off	Def	Tot	PF	TP	A	TO	Blk	Stl						
11	Owens,Tariq	f	5-6	0-0	3-3	4	7	11	4	13	0	2	8	1					24
32	Odiase,Norene	c	1-1	0-0	0-0	0	0	0	3	2	0	0	0	1					5
13	Mooney,Matt	g	2-7	0-1	4-6	0	3	3	2	8	3	4	0	3					31
23	Culver,Jarrett	g	6-15	1-4	7-10	4	2	6	2	20	6	5	2	2					35
25	Moretti,Davide	g	2-6	0-3	0-0	0	3	3	5	4	1	2	0	0					30
00	Edwards,Kyler		3-6	1-2	2-2	0	1	1	2	9	2	2	0	1					21
01	Francis,Brandone		3-6	2-3	2-2	0	3	3	3	10	6	1	0	0					32
03	Corprew,Deshawn		4-5	0-0	4-6	2	3	5	1	12	0	0	1	0					15
10	Ondigo,Malik		0-1	0-0	0-1	0	1	1	0	0	0	1	0	0					6
35	Mballa,Josh		0-0	0-0	0-0	0	0	0	0	0	0	0	0	0					1
Team						1	2	3											
Totals			26-53	4-13	22-30	11	25	36	22	78	18	17	11	8					200
FG % 1st Half: 10-25 40.0%		2nd half: 16-28 57.1%		Game: 26-53 49.1%		Deadball Rebounds 5.1													
3FG % 1st Half: 2-8 25.0%		2nd half: 2-5 40.0%		Game: 4-13 30.8%															
FT % 1st Half: 6-11 54.5%		2nd half: 16-19 84.2%		Game: 22-30 73.3%															

Memphis 67 • 3-4		Total			3-Ptr			Rebounds			PF		TP		A TO		Blk Stl		Min
##	Player	FG-FGA	FG-FGA	FT-FTA	Off	Def	Tot	PF	TP	A	TO	Blk	Stl						
04	Thornton,Raynere	f	1-6	0-0	1-2	2	2	4	4	3	0	0	1	0					24
10	Parks,Mike	f	3-5	0-0	0-0	3	0	3	2	6	0	1	0	0					19
01	Harris,Tyler	g	6-14	3-8	2-2	1	0	1	3	17	1	3	0	3					34
02	Lomax,Alex	g	2-8	0-1	3-4	3	5	8	4	7	2	3	0	4					29
03	Martin,Jeremiah	g	2-12	0-5	3-4	0	3	3	3	7	4	3	0	2					34
00	Davenport,Kyvon		5-10	0-0	3-9	2	2	4	2	13	0	3	0	1					22
05	Brewton,Kareem		3-7	0-0	2-3	3	0	3	3	8	3	3	0	0					17
11	Jones,Antwann		0-1	0-0	0-0	1	1	2	1	0	2	1	0	0					12
14	Maurice,Isaiah		1-3	0-1	4-4	1	2	3	4	6	1	0	1	0					9
Team						5	3	8			1								
Totals			23-66	3-15	18-28	21	18	39	26	67	13	18	2	10					200
FG % 1st Half: 12-35 34.3%		2nd half: 11-31 35.5%		Game: 23-66 34.8%		Deadball Rebounds 6.1													
3FG % 1st Half: 3-10 30.0%		2nd half: 0-5 0.0%		Game: 3-15 20.0%															
FT % 1st Half: 10-11 90.9%		2nd half: 8-17 47.1%		Game: 18-28 64.3%															

Officials: Rick Crawford, Byron Jarrett, Rod Dixon
 Technical fouls: Texas Tech-None. Memphis-None.
 Attendance: 5749
 2018 Air Force Reserve HoopHall Invitational presented by Citi

Score by periods	1st	2nd	Total
Texas Tech	28	50	78
Memphis	37	30	67

	In	Off	2nd	Fast	Bench
Points	Paint	T/O	Chance	Break	
TTU	40	12	10	7	31
MEM	34	13	20	2	27

Last FG - TTU 2nd-00:31, MEM 2nd-00:50.
 Largest lead - TTU by 11 2nd-00:31, MEM by 13 2nd-16:20.
 Score tied - 2 times.
 Lead changed - 3 times.

(8-0) RED RAIDERS LOCKS DOWN UAPB FOR EIGHTH STRAIGHT WIN TO OPEN SEASON

LUBBOCK, Texas – No. 13-ranked Texas Tech extended its non-conference home winning streak to 43 games with a 65-47 win over Arkansas-Pine Bluff on Wednesday at the United Supermarkets Arena by limiting the Golden Lions to 32.6 percent shooting and forcing 20 turnovers.

The Red Raiders (8-0) are now 5-0 on their home court this season, limited an opponent to under 50 points for the third time this season and are unbeaten through eight games for the third time in program history. UAPB (2-6) made only 14 shots in the game and saw Martaveous McKnight score 27 of their 47 points. Texas Tech has now won all eight of its games this season by double digits and remain one of only 11 teams in the nation still unbeaten. TTU led the nation coming into the game by limiting opponents to 33.8 percent shooting this season, a number that dropped to 33.7 percent after another stifling night on the defensive side of the court.

Jarrett Culver led Texas Tech with 13 points, seven rebounds and four assists in the game, while Matt Mooney went for 11 points and led the team with five assists. Kyler Edwards scored in double-figures for the

third time this season after adding 10 points and Tariq Owens and Davide Moretti each finished with nine points. Norense Odiase added six rebounds and five points and Deshawn Corprew had five rebounds for the Red Raiders who had a 41-30 rebounding advantage.

“We played against zone for 40 minutes tonight,” Texas Tech head coach Chris Beard said. “We just have to hit shots. On nights where you don’t hit shots you have to manufacture some offense out of offensive rebounds. I thought we could have done a lot better job on the glass, and you have to get to the free throw line so I give Pine Bluff a lot of credit. They slowed the game down with zone, we weren’t hitting shots, and then we really weren’t creating much offense with our defense.”

Texas Tech earned the 18-point win despite a season-low 41.9 shooting percentage from the field and going 3-for-15 on 3-pointers. The Red Raiders were only 1-for-4 on 3-pointers in the second half, but dominated with a 36-14 scoring advantage in the paint and had a 27-10 points off turnover advantage. Moretti and Mooney each had one 3-pointers in the first half before Edwards hit one in the second. The three 3-pointers were the fewest for the Red Raiders this season, but defensively the 20 turnovers forced were the second most as the team has had this

season behind only 29 in the season-opening win over Incarnate Word.

McKnight, who came into the game averaging 25.0 points per game, shot 9-for-18 with three 3-pointers. He would also go 6-for-6 from the free-throw line and had seven rebounds. The rest of the Golden Lions would go 5-for-25 in the game against the Red Raider defense.

Moretti led Texas Tech at halftime with nine points after going 4-for-6 from the field, while Culver had eight points and five rebounds. The Red Raiders shot 45.2 percent from the field in the opening half, including Mooney knocking down three shots and scoring seven points. Mooney scored the first basket of the game on the opening possession and would also knock down a 3-pointer to give the Red Raiders an early 10-3 lead after Moretti had scored five in a row. TTU, which owned a 7-0 scoring advantage off the bench, went on a 6-0 run late in the first half to take a 35-21 lead before the Golden Lions scored the final four points to cut their deficit to 10 after 20 minutes.

The Red Raiders have now held opponents to under 30 points in the first half in four of eight games this season.

Texas Tech will return to action at 6:30 p.m. on Wednesday, Dec. 12 against Northwestern State at the USA followed by its Throwback Game against Abilene Christian on Saturday, Dec. 15 at the Lubbock Municipal Coliseum. The Red Raiders and Wildcats will play the final basketball game in the coliseum before TTU travels to New York to play Duke on Thursday, Dec. 20 at Madison Square Garden.

QUOTES

Chris Beard

On his thoughts about the win over UAPB: “We played against zone for 40 minutes tonight. We got the ball in the middle some, we got to the free throw line many times. We just have to hit shots. On nights where you don’t hit shots you have to manufacture some offense out of offensive rebounds. I thought we could have done a lot better job on the glass, and you have to get to the free throw line so I give Pine Bluff a lot of credit. They slowed the game down with zone, we weren’t hitting shots, and then we really weren’t creating much offense with our defense. We let their best player get hot. At times in the second half when we started to separate a little bit, we started getting rebounds and running before they could set up their zone and we had some success there. It’s not just the players, I take responsibility for this too. The coaching staff has to figure this out, and we just have to play better.”



Official Basketball Box Score -- Game Totals -- Final Statistics
UAPB vs Texas Tech
12/5/18 6:30 p.m. at Lubbock, Tx (United Supermarkets Arena)

UAPB 47 • 2-6

##	Player	Total			3-Ptr			Rebounds			PF	TP	A	TO	Bk	Stl	Min
		FG	FGA	FT	FTA	Off	Def	Tot									
01	Charles Jackson	* 1-5	1-5	0-0	0	6	6	3	3	1	4	0	1			26	
12	Terrance Banyard	* 1-6	0-1	2-3	3	5	8	2	4	1	4	3	0			28	
21	Shaun Doss	* 0-3	0-1	1-2	0	1	1	4	1	2	2	0	0			22	
23	Martaveous McKnight	* 9-18	3-5	6-6	1	6	7	0	27	0	4	0	1			37	
30	Cameron Posey	* 1-1	1-1	0-0	0	0	0	1	3	0	1	0	0			6	
00	Dwain Whitfield	0-0	0-0	0-0	0	0	0	0	0	0	0	0	0			5	
02	Marquell Carter	0-2	0-0	0-0	0	0	0	3	0	0	1	0	0			9	
05	Anthony Davis Jr.	0-0	0-0	0-0	0	0	0	0	0	0	1	0	0			3	
10	Quamauri Hardy	1-3	0-1	0-0	1	1	2	0	2	1	1	0	1			18	
14	Marcus Wallace	0-2	0-1	0-0	1	0	1	1	0	1	0	0	1			3	
25	Christian Robertson	1-2	0-0	2-3	0	0	0	3	4	0	0	0	0			14	
33	Isaac Bassey	0-1	0-0	0-0	0	2	2	3	0	0	2	0	0			12	
34	Chris Smith	0-0	0-0	3-4	0	2	2	4	3	1	0	0	2			17	
Team					0	1	1										
Totals		14-43	5-15	14-18	6	24	30	24	47	7	20	3	6			200	

FG % 1st Half: 8-23 34.8%	2nd half: 6-20 30.0%	Game: 14-43 32.6%	Deadball Rebounds 2
3FG % 1st Half: 4-9 44.4%	2nd half: 1-6 16.7%	Game: 5-15 33.3%	
FT % 1st Half: 5-7 71.4%	2nd half: 9-11 81.8%	Game: 14-18 77.8%	

Texas Tech 65 • 8-0

##	Player	Total			3-Ptr			Rebounds			PF	TP	A	TO	Bk	Stl	Min
		FG	FGA	FT	FTA	Off	Def	Tot									
11	Owens,Tariq	* 4-6	0-1	1-2	2	2	4	3	9	2	1	1	1			17	
13	Mooney,Matt	* 5-8	1-3	0-0	0	4	4	1	11	6	4	0	1			25	
23	Culver,Jarrett	* 5-9	0-2	3-6	3	4	7	2	13	4	1	0	0			25	
25	Moretti,Davide	* 4-8	1-3	0-0	0	1	1	1	9	2	2	0	2			23	
32	Odiase,Norense	* 2-4	0-0	1-2	2	4	6	1	5	0	0	1	1			15	
00	Edwards,Kyler	3-11	1-2	3-3	1	4	5	2	10	0	1	1	1			27	
01	Francis,Brandone	0-6	0-3	2-2	0	2	2	1	2	4	0	0	2			24	
03	Corprew,Deshawn	2-5	0-1	0-2	4	1	5	1	4	1	0	0	0			17	
10	Ondigo,Malik	1-2	0-0	0-2	2	0	2	2	2	0	2	0	0			8	
20	Hicks,Parker	0-1	0-0	0-0	1	2	3	0	0	0	0	1	0			4	
24	Benson,Avery	0-1	0-0	0-0	0	0	0	1	0	0	1	0	0			4	
30	Sorrells,Andrew	0-1	0-0	0-0	0	0	0	1	0	0	0	0	0			3	
35	Mballa,Josh	0-0	0-0	0-1	0	0	0	2	0	1	1	0	1			8	
Team					1	1	2										
Totals		26-62	3-15	10-20	16	25	41	18	65	20	13	4	8			200	

FG % 1st Half: 14-31 45.2%	2nd half: 12-31 38.7%	Game: 26-62 41.9%	Deadball Rebounds 6
3FG % 1st Half: 2-11 18.2%	2nd half: 1-4 25.0%	Game: 3-15 20.0%	
FT % 1st Half: 5-8 62.5%	2nd half: 5-12 41.7%	Game: 10-20 50.0%	

Officials: Gary Maxwell, Kerby Sitton, Marques Pettigrew
Technical fouls: UAPB-None. Texas Tech-None.
Attendance: 9503

Score by periods	1st	2nd	Total
UAPB	25	22	47
Texas Tech	35	30	65

	Points	In Paint	Off T/O	2nd Chance	Fast Break	Bench
UAPB	14	10	4	0	9	
TTU	36	27	15	8	18	

Last FG - UAPB 2nd-04:13, TTU 2nd-01:18.
Largest lead - UAPB by 1 1st-18:24, TTU by 25 2nd-10:48.

Score tied - 0 times.
Lead changed - 2 times.

(9-0) RED RAIDERS SHUTS DOWN DEMONS

LUBBOCK, Texas – The Texas Tech defense limited Northwestern State to 10 points and 14.8 percent shooting in a dominant first half that carried the No. 11-ranked Red Raiders to a 79-44 win and extended a 44-game non-conference home winning streak on Wednesday at the United Supermarkets Arena.

The Red Raiders (9-0) would lead 53-10 at halftime and matched a season-high with 10 3-pointers in the game, including Matt Mooney and Deshawn Corprew knocking down three each in a 35-point win where 11 players scored. The team has now won all nine of its games by double-digits this season, four by 30 or more points, is 6-0 at home and have limited opponents to under 30 percent shooting in three games. Texas Tech would hold NSU (2-8) to 24.5 percent shooting throughout the game, a season-low for the nation's top defensive team which has now held its first nine opponents to 32.6 percent shooting.

"Our theme this year is consistency," Texas Tech coach Chris Beard said. "We are trying to get consistent and tonight is a great example of how we are not quite there yet. I thought the first half we played the game about as well as you can play basketball. You have to give Northwestern

State credit, in the second half you could not even tell what the score was based on how hard they were playing. I understand that it is hard to play with these big leads. You want to value patience, but you still want to attack. I know these games are hard but I think these players would be the first to tell you that there are a lot of things we have to do better."

Jarrett Culver led the Red Raiders with 15 points and five assists, while Tariq Owens added 14 points and eight rebounds. Culver has now scored in double figures in all nine games this season, leading the team in eight and is now averaging 17.9 points per game for the season. Mooney and Corprew both finished the game with 11 points, while Kyler Edwards and Davide Moretti had seven each. Norense Odiase led the Red Raiders with seven rebounds and had two blocks along with Owens.

Culver led the Red Raiders with 13 points at halftime, while Mooney was at 11 and Owens had eight points and five rebounds. The Red Raiders had nine players score in the opening 20 minutes and finished the half shooting 54.5 percent from the field, including going 8-for-18 on 3-pointers. The Red Raiders pulled away early with a 15-0 run to take a 20-2 lead after starting the game 4-for-7 on 3-pointers while NSU was 1-for-10 from the field. Another

first-half run, this time an 8-0 run that included an alley-oop dunk by Owens on a pass from Culver, followed by two layups by Culver and a Moretti layup that took the lead to 46-10.

"We were locked in on defense," Culver said. "We had a great defense mentality. Everybody was flying around and playing as hard as we can. We were focusing on putting 40 minutes together."

The Red Raiders finished the game shooting 48.3 percent from the field, including going 10-for-23 on 3-pointers. Mooney was 3-for-4 from beyond the arc, while Corprew was 3-for-5. Culver, Moretti, Edwards and Brandone Francis would also knocked down 3s in the game.

DeAndre Love led Northwestern State with 11 points, while Dalin Williams added nine points and six rebounds. The Demons would shoot 4-for-27 in the first half and finished at 13-for-53. NSU was limited to 4-for-19 on 3-pointers and also committed 19 turnovers as they fell to 0-7 on the road this season.

Texas Tech is 9-0 for the first time since the 2009-10 season and for only the third time in program history. The best start to a season came in 1929-30 at 12-0.

The Red Raiders will return to action at 6 p.m. on Saturday against Abilene Christian (9-1) in the final game ever at the Lubbock Municipal Coliseum and for the 27th time overall. TTU earned a 74-47 win last season in the last meeting with the first-ever game between the two West Texas programs coming on Feb. 22, 1926 that resulted in a 34-21 win by the Red Raiders.

HEAD COACH CHRIS BEARD

On the team's performance in the first half: "I think defensively we were executing the game-plan. Everybody was bringing energy. I thought on offense, we had a lot of shots early, which always helps. We've good shooters. Then, I was really proud of the guys about mid-way through the first half. We said "hey, let's not settle though" because to win in the Big XII, you have to go to make shots. But you also have to get to the bonus, get to the free-throw line. There is a balance. I thought in the first half I would agree with you, that is about as well as we have played all year long."

On the challenge of stringing together two quality halves: "Our theme this year is consistency, we are trying to get consistent and tonight is a great example of how we are not quite there yet. I thought the first half we played the game about as well as you can play basketball. You have to give Northwestern State credit, in the second half you could not even tell what the score was based on how hard they were playing. The coach was coaching until the end, and they gave us all we could handle in the second half and I think that is a great reflection of their character and their team and what they are about. I understand that it is hard to play with these big leads. You want to value patience, but you still want to attack. I know these games are hard but I think these players would be the first to tell you that there are a lot of things we have to do better."



Official Basketball Box Score -- Game Totals -- Final Statistics
NSU vs Texas Tech
 12/12/18 6:30 p.m. at Lubbock, Tx (United Supermarkets Arena)

NSU 44 • 2-8

##	Player	Total			3-Ptr			Rebounds			PF	TP	A	TO	Blk	Stl	Min
		FG-FGA	FT-FTA	3P-3PT	Off	Def	Tot										
00	Jones, C.J.	* 2-6	0-3	4-4	1	1	2	3	8	1	4	0	0	0	0	22	
01	Reed, LaTerrance	* 0-9	0-4	0-1	1	2	3	0	0	1	3	0	1	24	24		
20	Lane, Ishmael	* 0-11	0-4	0-0	1	5	6	4	0	0	2	2	2	22	22		
22	Love, DeAndre	* 4-6	3-4	0-0	0	2	2	2	11	0	1	0	1	26	26		
23	Dixon, Darian	* 0-1	0-0	0-2	0	3	3	2	0	0	0	0	0	12	12		
03	Comanita, Alex	0-0	0-0	1-2	0	0	0	0	1	0	1	0	0	6	6		
10	Metoyer, Malik	0-2	0-1	0-0	0	1	1	1	0	0	0	0	0	7	7		
12	Norvel, John	1-3	0-0	0-0	0	1	1	0	2	1	0	0	0	17	17		
14	Guest, Jacob	0-1	0-1	0-0	0	1	1	0	0	0	0	0	0	6	6		
21	Ott, Vonte	0-0	0-0	0-0	0	0	0	1	0	0	1	0	0	3	3		
32	Owens, Larry	1-3	0-0	3-4	0	1	1	3	5	1	3	0	0	13	13		
34	Hutton, Brandon	3-6	1-2	1-2	0	0	0	3	8	0	3	0	0	18	18		
35	Williams, Dalin	2-5	0-0	5-7	4	2	6	1	9	2	0	2	1	24	24		
Team					5	2	7			1							
Totals		13-53	4-19	14-22	12	21	33	20	44	6	19	4	5	200			

FG % 1st Half:	4-27	14.8%	2nd half:	9-26	34.6%	Game:	13-53	24.5%	Deadball Rebounds:	5
3FG % 1st Half:	1-10	10.0%	2nd half:	3-9	33.3%	Game:	4-19	21.1%		
FT % 1st Half:	1-1	100.0	2nd half:	13-21	61.9%	Game:	14-22	63.6%		

Texas Tech 79 • 9-0

##	Player	Total			3-Ptr			Rebounds			PF	TP	A	TO	Blk	Stl	Min
		FG-FGA	FT-FTA	3P-3PT	Off	Def	Tot										
11	Owens, Tariq	* 7-13	0-1	0-0	2	6	8	1	14	0	0	2	1	21	21		
13	Mooney, Matt	* 3-7	3-4	2-2	0	4	4	0	11	2	1	1	2	25	25		
23	Culver, Jarrett	* 5-6	1-2	4-5	0	6	6	1	15	5	3	0	1	23	23		
25	Moretti, Davide	* 3-7	1-3	0-0	0	1	1	1	7	6	2	0	1	22	22		
32	Odiase, Norense	* 2-2	0-0	0-0	3	4	7	2	4	0	1	2	0	18	18		
00	Edwards, Kyler	2-5	1-1	2-2	1	3	4	4	7	0	3	0	0	14	14		
01	Francis, Brandone	1-4	1-3	0-2	1	2	3	2	3	2	0	0	2	20	20		
03	Corprew, Deshawn	4-6	3-5	0-0	0	2	2	2	11	1	1	0	1	15	15		
10	Ondigo, Malik	0-1	0-0	0-0	1	0	1	4	0	0	1	1	0	15	15		
20	Hicks, Parker	0-2	0-2	1-2	0	0	0	0	1	0	0	0	0	6	6		
24	Benson, Avery	0-1	0-0	0-0	0	0	0	0	0	0	0	0	0	7	7		
30	Sorrells, Andrew	1-4	0-2	2-3	0	2	2	2	4	0	0	0	0	9	9		
35	Mballa, Josh	1-2	0-0	0-1	0	0	0	1	2	0	0	0	0	5	5		
Team					2	1	3										
Totals		29-60	10-23	11-17	10	31	41	20	79	16	12	6	8	200			

FG % 1st Half:	18-33	54.5%	2nd half:	11-27	40.7%	Game:	29-60	48.3%	Deadball Rebounds:	6
3FG % 1st Half:	8-18	44.4%	2nd half:	2-5	40.0%	Game:	10-23	43.5%		
FT % 1st Half:	9-11	81.8%	2nd half:	2-6	33.3%	Game:	11-17	64.7%		

Officials: Ray Natili, Keith Kimble, Larry Spaulding
 Technical fouls: NSU-None. Texas Tech-None.
 Attendance: 10086

Score by periods	1st	2nd	Total
NSU	10	34	44
Texas Tech	53	26	79

	Points	In Paint	Off T/O	2nd Chance	Fast Break	Bench
NSU	10	8	11	2	25	28
TTU	28	23	6	8	28	28

Last FG - NSU 2nd-01:36, TTU 2nd-02:26.
 Largest lead - NSU None, TTU by 47 2nd-19:02.

Score tied - 0 times.
 Lead changed - 0 times.

(10-0) RED RAIDERS SHINE IN FINAL GAME AT LUBBOCK MUNICIPAL COLISEUM

LUBBOCK, Texas – Jarrett Culver scored a career-high 30 points after going 12-for-13 from the field to lead No. 11-ranked Texas Tech to an 82-48 win over Abilene Christian on Saturday in the final game ever at the Lubbock Municipal Coliseum.

The Red Raiders (10-0) are now unbeaten through 10 games to start a season for the second time in program history behind only a 12-0 start to the 1929-30 campaign and also extend their non-conference home winning streak to 45 games. TTU shot 55.6 percent from the field in the game and limited ACU (9-2) to 28.3 percent shooting after the Wildcats came into the game shooting 49.3 percent through their first 10 games.

Texas Tech will now face No. 2-ranked Duke on Thursday at Madison Square Garden in the first-ever matchup between the two programs. The Red Raiders and Blue Devils are scheduled to tip-off at 6 p.m. on ESPN2.

A Lubbock native playing in front of a sold-out Coliseum, Culver would add seven rebounds and four assists to his career-high 30 points. He had a previous career high of 26

earlier this season against Nebraska and last season as a freshman at West Virginia before going off for 30 against the Wildcats where he was 2-for-3 on 3-pointers. Culver is now averaging 19.1 points per game this season and has scored in double-digits in all 10 and led the team in scoring in nine.

“My teammates got me open a lot, set some good screens, had good passing and there was great space on the floor tonight so I got going early and didn’t look back,” Culver said.

Texas Tech had double-digit scorers for the second straight game with 10 players scoring at least a point in the 34-point win. Matt Mooney went for 14 points on a 6-for-10 shooting performance along with adding three steals and freshman Kyler Edwards had 10 points and five rebounds. Deshawn Corprew matched a career-high with eight rebounds and also had four points and two assists off the bench, while Tariq Owens added seven points and five rebounds and Davide Moretti contributed seven points and two assists.

Texas Tech took a 41-26 into halftime with Culver leading the way with 20 points on 8-for-9 shooting, while Mooney had eight. Culver’s 20-point halftime was the first

of his career and also included him going 4-for-5 from the free-throw line in the opening half. The Red Raiders were 14-for-27 from the field in the first half and limited the Wildcats to 37 percent. The Wildcats were 4-for-13 on 3-pointers at halftime.

“I just told the guys without watching the film I feel played a solid 33 to 34 minutes,” Texas Tech head coach Chris Beard said. “We had a couple of stretches in the second half that just got away from us. When you get that lead there is a fine line that you want to play with some patience, but you also want to keep attacking. I give ACU a lot of credit. They are a great reflection of how coach Joe Golding was as a player and as a coach. He is a competitive guy. It was one of our better games. In order to win in the Big 12 we need to play the full 40 minutes.”

The Red Raiders led by as many as 39 points in the game and has now won five games by 30 or more and all 10 of their games by double digits. Culver’s performance was the first time a Red Raider has scored 30 points this season and the first since Keenan Evans went for 38 last season at Texas. He is the 45th player in program history to reach 30 points, with Dub Malaise topping the program with 13 games with 30 or more points and Will Flemons maintained the all-time Lubbock Municipal Coliseum record with 47 against Oral Roberts in 1993.

Texas Tech has now shot over 50 percent in four games and limited an opponent to under 30 percent in four this season. The Red Raiders continue to lead the nation by holding the opposition to 32.2 percent shooting and is now at 49.9 percent offensively. The team has held opponents to under 50 points in five games and three straight after holding ACU to 48, a season-low for them that was previously at 60.

Jalone Friday led the Wildcats with 12 points and seven rebounds, while Jaren Lewis had nine and Jaylen Franklin and Trey Lenox added eight each. The Wildcats had only eight turnovers in the game, but were unable to stay with the Red Raiders after going 5-for-21 on 3-pointers and 15-for-53 from the field. ACU will return to action on Friday when it plays at Southeastern Missouri State.

Coach Chris Beard - Quote

“I want to wish Abilene Christian the best this season. I think the best complement that I can give those guys is how focused our guys were tonight. We set this game up, in our opinion, as the best team that we have played in non-conference at home. No disrespect to the other opponents. This team was 9-1 for a reason. They got a veteran team. Joe Golding has done a great job with his team. We will be pulling for them the rest of the season. Our guys were dialed in. I think that they understood that Abilene Christian was coming here to beat us. Once again, I would like to thank our fans. Red Raider nation never disappoints. We had what appeared to be an almost sell out situation without the students in town. It is always humbling how our fans are good to us. Tonight was always about showing respect to the players and coaches that came before us. Last night I couldn’t sleep because I was worried to death about Abilene Christian.”



Official Basketball Box Score -- Game Totals -- Final Statistics
ACU vs Texas Tech
12/15/18 6 p.m. at Lubbock, Tx (Lubbock Municipal Coliseum)

ACU 48 • 9-2

#	Player	Total			Rebounds			PF	TP	A	TO	Blk	Stl	Min
		FG-FGA	3-PT	FT-FTA	Off	Def	Tot							
00	Franklin, Jaylen	* 3-7	1-1	1-3	0	0	0	3	8	2	4	0	0	35
01	Lewis, Jaren	* 4-11	0-0	1-1	2	2	4	2	9	4	0	1	1	31
05	Ricks, Payten	* 0-7	0-5	4-4	0	2	2	3	4	1	1	0	2	31
14	Lenox, Trey	* 3-4	2-2	0-0	0	1	1	1	8	0	0	0	0	24
21	Friday, Jalone	* 4-10	2-4	2-5	1	6	7	5	12	1	1	1	1	20
04	Daniels, Damien	0-2	0-2	0-0	1	0	1	1	0	1	0	0	0	12
11	Cameron, Tobias	0-1	0-0	2-2	1	1	2	0	2	0	0	0	0	2
13	Maxwell, B.J.	0-2	0-1	0-0	1	2	3	3	0	0	0	0	0	10
15	Farquhar, Hayden	0-5	0-5	0-1	0	0	0	3	0	0	0	0	0	9
22	Cobb, Chase	0-1	0-1	1-2	0	1	1	0	1	0	0	0	0	1
32	Pleasant, Joe	0-1	0-0	0-0	0	1	1	1	0	0	1	1	0	14
33	Hiepler, Paul	1-1	0-0	0-0	1	1	2	0	2	0	0	0	0	1
34	Kohl, Kolton	0-0	0-0	1-2	1	0	1	3	1	0	0	0	0	2
42	Gayman, Clay	0-1	0-0	1-2	0	0	0	0	1	0	0	0	0	8
	Team				1	0	1				1			
	Totals	15-53	5-21	13-22	9	17	26	25	48	9	8	3	4	200

FG % 1st Half: 10-27 37.0% 2nd half: 5-26 19.2% Game: 15-53 28.3%
3FG % 1st Half: 4-13 30.8% 2nd half: 1-8 12.5% Game: 5-21 23.8%
FT % 1st Half: 2-4 50.0% 2nd half: 11-18 61.1% Game: 13-22 59.1%

Deadball Rebounds 7

Texas Tech 82 • 10-0

#	Player	Total			Rebounds			PF	TP	A	TO	Blk	Stl	Min
		FG-FGA	3-PT	FT-FTA	Off	Def	Tot							
11	Owens,Tariq	* 2-2	1-1	2-2	1	4	5	3	7	1	2	1	0	23
13	Mooney,Matt	* 6-10	1-3	1-2	0	3	3	3	14	2	5	0	3	29
23	Culver,Jarrett	* 12-13	2-3	4-5	1	6	7	1	30	4	1	0	1	27
25	Moretti,Davide	* 2-4	1-3	2-2	0	1	1	2	7	3	0	0	0	26
32	Odiase,Norense	* 1-1	0-0	2-2	0	3	3	2	4	1	0	0	1	19
00	Edwards,Kyler	4-7	2-3	0-0	0	5	5	3	10	2	1	0	1	19
01	Francis,Brandone	0-7	0-4	2-2	1	3	4	1	2	2	0	0	0	20
03	Corprew,Deshawn	2-6	0-3	0-0	1	7	8	1	4	2	1	0	0	17
10	Ondigo,Malik	1-2	0-1	0-0	0	0	0	2	2	0	0	1	0	6
20	Hicks,Parker	0-1	0-1	0-0	0	0	0	1	0	0	0	0	0	3
24	Benson,Avery	0-1	0-0	0-2	0	0	0	1	0	0	0	0	0	3
30	Sorrells,Andrew	0-0	0-0	0-0	0	0	0	1	0	0	0	0	0	5
35	Mbaila,Josh	0-0	0-0	2-4	1	0	1	0	2	0	0	0	0	3
	Team				2	0	2							
	Totals	30-54	7-22	15-21	7	32	39	21	82	17	10	2	6	200

FG % 1st Half: 14-27 51.9% 2nd half: 16-27 59.3% Game: 30-54 55.6%
3FG % 1st Half: 2-11 18.2% 2nd half: 5-11 45.5% Game: 7-22 31.8%
FT % 1st Half: 11-13 84.6% 2nd half: 4-8 50.0% Game: 15-21 71.4%

Deadball Rebounds 6

Officials: Paul Janssen, Rodrick Dixon, Jon Stigliano
Technical fouls: ACU-None. Texas Tech-None.
Attendance: 7169

Score by periods	1st	2nd	Total
ACU	26	22	48
Texas Tech	41	41	82

Points	In Paint	Off T/O	2nd Chance	Fast Break	Bench
ACU	12	11	5	0	7
TTU	36	10	8	6	20

Last FG - ACU 2nd-01:10, TTU 2nd-03:35.
Largest lead - ACU by 3 1st-19:21, TTU by 39 2nd-02:17.

Score tied - 1 time.
Lead changed - 1 time.

(10-1) RED RAIDERS FALL TO DUKE IN MADISON SQUARE GARDEN SHOWDOWN

NEW YORK – No. 12/11-ranked Texas Tech led by two with six minutes remaining but would see No. 2 Duke finish the game on a 16-3 run and take a 69-58 win over the Red Raiders on Thursday at a Madison Square Garden sellout.

Jarrett Culver led the Red Raiders (10-1) with 25 points and also had four assists and six rebounds, while Norense Odiase had seven rebounds and seven points. Texas Tech led as many as seven in the second half and had a 55-53 lead on a layup by Matt Mooney before Duke went on its first run of 7-0 to take a 60-55 lead and then a 9-1 run to end the game.

“This says a lot about our team,” Culver said. “We have a lot of fight and heart on our team, a lot of great players that want to be coached. We see what we can be. We’re not there yet, but we’re going to learn from [tonight] and try to reach our potential.”

“I think that the best thing about tonight was that we have a locker room full of guys who were disappointed,” Texas Tech coach Chris Beard added. “We expected to win

the game. It’s not arrogance, just a belief. We were right there. We get two wide-open 3s and two layups around the six or seven minute mark left in the game. I thought if we could’ve gotten those, the momentum would’ve swung a little bit. But, this is what Duke does. They just know how to win. We have a lot of respect for their program.”

Culver, who finished with 25 points a game after recording a career-high 30 last Saturday, has now scored 20 or more points in five games and in double-figures in all 11. He was 9-for-21 for his game-high against the Blue Devils including hitting four 3-pointers. Culver drained his fourth 3 of the game and followed it with a dunk to give Texas Tech a 53-49 lead with 7:27 remaining and then had three free throws in the middle of the Blue Devil run.

“He’s one of the best guys in college basketball,” Beard said. “The secret is out. Jarrett Culver is a great player. And, what makes him really special is the kind of person he is, his character. He’s the real deal. The guy is like an old school student of the game. He’s in the film room more than anybody I’ve ever coached. He always wants to get better. He’s that fine balance between confident and killer, but he’s also the nicest guy in the world. He’s going to kill you in one-on-one at 10:30 a.m. on Sunday then he’s

going to help you go to church at 11:15. He’s special.”

Texas Tech led 29-28 at halftime after trailing 8-0 to start the game where it stormed back on a Culver dunk, Mooney 3-pointer, Culver 3-pointer and an Odiase putback to take a 12-10 lead eight minutes into the half. The Red Raiders lead by as many as seven points in the half when Culver made a jumper to give them a 21-14 lead and then again on a Culver 3-pointer for a 24-17 lead. Duke would tie the game on a Williamson dunk with 4:34 remaining before Culver made another layup and Owens hit a free throw.

Mooney finished the game with seven points, five rebounds and two steals, while Tariq Owens and Kyler Edwards had six points each. Edwards was 3-for-6 shooting on the night to lead the bench for the Red Raiders who would finish the game shooting 44.0 percent but with a season-high 24 turnovers.

“We just had a lot of uncharacteristic, unforced turnovers,” Beard said. “So that’s the stuff we have to clean up. We knew it was not going to be a perfect game and we allowed ourselves ten to fifteen turnovers including blocked shots to be in the game. I think our formula turned out to be right. We turned it over two dozen times—never had a team do that. But, give Duke credit.”

Zion Williamson led the Blue Devils with 17 points and 13 rebounds for the double-double, while RJ Barrett had 16 points and six assists. Williamson would foul out of the game, but also got to the free-throw line throughout the game where he went 9-for-10. Tre Jones added 13 points and Cam Reddish had six assists. The Blue Devils did not make a 3-pointer in the first half but would go 4-for-7 from beyond the arc in the second half including two from Jack White who finished with eight points.

Culver led the Red Raiders with 14 points and four rebounds in the first half after shooting 6-for-9 from the field with two 3-pointers. Mooney had five in the opening half, while Edwards and Owens had four rebounds each. Texas Tech was shooting 44 percent in the first half after making 11 of its first 25 shots, including knocking down two 3-pointers.

Duke, which was held to 0-for-10 shooting on 3-pointers, trailed at halftime for only the second time this season and was limited to a first-half low by the Red Raider defense. The Blue Devils were 12-for-35 from the field with four dunks. Williamson led the Blue Devils with 11 points and six rebounds, while Jones and Barrett had six points each. The Red Raiders, who led despite having 18 first-half turnovers, owned the halftime lead for the ninth time in 11 games.

Official Basketball Box Score -- Game Totals -- Final Statistics															
Texas Tech vs Duke															
12/20/18 7:00 pm at New York (Madison Square Garden)															
Texas Tech 58 • 10-1															
##	Player	Total			Rebounds			PF	TP	A	TO	Blk	Stl	Min	
		FG-FGA	3-Ptr	FT-FTA	Off	Def	Tot								
11	Tariq Owens	f	2-7	0-1	2-4	0	4	4	1	6	0	1	1	0	29
32	Norense Odiase	f	3-4	0-0	1-1	2	5	7	3	7	1	1	0	1	23
13	Matt Mooney	g	3-7	1-1	0-0	0	5	5	2	7	1	6	0	2	32
23	Jarrett Culver	g	9-21	4-9	3-5	2	4	6	3	25	4	6	1	2	35
25	Davide Moretti	g	0-3	0-0	3-3	0	1	1	1	3	0	3	0	0	24
00	Kyler Edwards		3-6	0-1	0-0	0	6	6	2	6	2	3	1	0	20
01	Brandone Francis		1-5	0-3	0-0	0	0	0	2	2	1	2	0	1	22
03	Deshawn Corprew		1-4	0-1	0-0	2	2	4	4	2	0	1	0	0	15
Team						0	0	0							
Totals			22-57	5-16	9-13	6	27	33	18	58	9	24	3	6	200
FG % 1st Half: 11-25		44.0%	2nd half: 11-32		34.4%	Game: 22-57		38.6%					Deadball Rebounds		
3FG % 1st Half: 3-6		50.0%	2nd half: 2-10		20.0%	Game: 5-16		31.3%							2,1
FT % 1st Half: 4-6		66.7%	2nd half: 5-7		71.4%	Game: 9-13		69.2%							
Duke 69 • 11-1															
##	Player	Total			Rebounds			PF	TP	A	TO	Blk	Stl	Min	
		FG-FGA	3-Ptr	FT-FTA	Off	Def	Tot								
01	Zion Williamson	f	4-9	0-2	9-10	4	9	13	5	17	1	5	1	1	25
02	Cam Reddish	f	1-7	1-5	5-6	0	3	3	3	8	0	6	0	3	20
05	RJ Barrett	f	7-22	0-7	2-3	0	3	3	4	16	1	6	0	2	39
12	Javin DeLaurier	f	2-2	0-0	1-1	3	2	5	3	5	1	1	2	0	27
03	Tre Jones	g	6-15	0-2	1-3	1	4	5	0	13	5	1	0	6	39
14	Jordan Goldwire		0-0	0-0	0-0	0	0	0	0	0	0	0	0	0	1
15	Alex O'Connell		1-2	0-1	0-0	0	1	1	0	2	1	0	0	1	11
20	Marques Bolden		0-0	0-0	0-0	0	0	0	1	0	0	0	2	0	6
41	Jack White		2-3	2-3	2-2	1	4	5	1	8	2	0	2	2	32
Team						0	0	0							
Totals			23-60	3-20	20-25	9	26	35	17	69	11	19	7	15	200
FG % 1st Half: 12-32		37.5%	2nd half: 11-28		39.3%	Game: 23-60		38.3%					Deadball Rebounds		
3FG % 1st Half: 0-10		0.0%	2nd half: 3-10		30.0%	Game: 3-20		15.0%							5,5
FT % 1st Half: 4-7		57.1%	2nd half: 16-18		88.9%	Game: 20-25		80.0%							
Officials: Mike Eades, Doug Sirmons, Mike Roberts															
Technical fouls: Texas Tech-None. Duke-None.															
Attendance: 19812															
2018-19 Men's Basketball. Round: 0. Duke vs Texas Tech. Played at .															
Score by periods				1st	2nd	Total									
Texas Tech				29	29	58									
Duke				28	41	69									
		Points	In Paint	Off T/O	2nd Chance	Fast Break	Bench								
Texas Tech		30	19	6	3	10	10								
Duke		36	23	10	29	10	10								
Last FG - TTU 2nd-06:22, DUKE 2nd-02:41.							Score tied - 5 times.								
Largest lead - TTU by 8 2nd-14:21, DUKE by 11 2nd-00:30.							Lead changed - 4 times.								

(11-1) RED RAIDERS STIFLE VAQUEROS FOR 46TH STRAIGHT NON-CONFERENCE HOME WIN

LUBBOCK, Texas – Deshawn Corprew recorded a double-double with 13 points and 10 rebounds and Jarrett Culver went for 19 points to help lead No. 11/13-ranked Texas Tech to a 71-46 win over The University of Texas Rio Grande Valley on Friday at the United Supermarkets Arena.

The Red Raiders (11-1) extended a 46-game non-conference home winning streak with the 25-point victory where they limited an opponent under 50 and 32 percent shooting for the sixth time this season. TTU, which is 11-1 after 12 games for the fourth straight season, finished off the 2018 calendar year with a 26-10 record and will open Big 12 play next week when it travels to play West Virginia (7-4) at 6 p.m. (CST) on Wednesday at the WVU Coliseum in Morgantown, West Virginia.

“This was a good game to prepare us for West Virginia,” Texas Tech coach Chris Beard said. “In our non-conference we try to play people that prepare us. When this game came up, we knew how big of an opportunity it would be for us. We always want to play against well coached teams because it exposes and tests you. This game was a good game for us and I was pleased to win.”

Texas Tech finished the game shooting 53.8 percent from the field with four 3-pointers, while UTRGV was held to 32.7 percent for the game after the Red Raider defense locked down and held them to 4-for-23 shooting (17.4 percent) and 15 points in the second half. TTU improved to 8-0 at home with the win while the Vaqueros fell to 8-7 overall on the season with the loss.

Corprew established a new career-high with his 10 rebounds and matched his scoring high after going 6-for-8 from the field. A sophomore who transferred in this season from South Plains College, Corprew made his first career start and would also add three steals for the Red Raiders. Averaging 7.4 points and 4.9 rebounds per game, Corprew had two games with eight rebounds prior to Friday's win over the Vaqueros and now has five double-digit scoring performances this season with 13 also coming against Northern Colorado.

“I feel very comfortable on the court now,” Corprew said. “Every day I tell myself to just go out there and work hard and play hard and do my role. I think I’m still doing the same thing that I’m supposed to do when I go out there every night and just play aggressive and basically just play my role.”

Culver would score in double-figures for the 12th straight

game to start the season after shooting 8-for-13 from the field, while Matt Mooney led the team with six assists and would also add eight points, four rebounds and two steals. Tariq Owens scored eight of his 10 points in the second half and Brandone Francis led the reserves with eight points in the game that all came in the second half. Francis was 4-for-5 from the field in the second half and also contributed three rebounds. Tyler Edwards would score seven and Malik Ondigo added four rebounds for the Red Raiders who have now won six games by 25 points or more this season.

Corprew's double-double was the second of the season for a Red Raider after Owens had the first with 13 points and 11 rebounds in the win over Memphis on Dec. 1 in Miami.

Terry Winn III led UTRGV with 17 points after going 7-for-14 from the field in the game, while Lesley Varner II and Greg Bowie II scored eight each. The Vaqueros would commit 19 turnovers in the game and were outrebounded by a 34-22 margin.

Texas Tech led 38-31 at halftime after shooting 14-for-28 from the field in the opening 20 minutes led by Culver who had 11 points on a 5-for-9 shooting performance. The Red Raiders, who hit four 3-pointers in the half, led by as many as 11 in the opening half but did trail for 3:18 in it. The team owned the lead at halftime for the 10th time in 12 games this season and had a 17-9 rebounding margin advantage. Mooney added eight points and two assists for the Red Raiders, while Corprew led the team with four rebounds and had seven points. The Vaqueros stayed with TTU by shooting 46.2 percent and forcing eight turnovers in the opening half before the Red Raiders pulled away in the second half.

Texas Tech will return from its game against WVU next Wednesday to host Kansas State on Saturday, Jan. 5, 2019 at 1 p.m. and Oklahoma on Tuesday, Jan. 8, 2019 at the United Supermarkets Arena. The Red Raiders, who are currently 11-1 in non-conference play, will host Arkansas on Saturday, Jan. 26, 2019 in their final non-conference game of the regular season after playing seven Big 12 games.

QUOTES
Texas Tech coach Chris Beard

On preparation for West Virginia:
“This was a good game to prepare us for West Virginia. Mark Adams says he did it on purpose, but I am not sure if I'll buy that. It did turn out to be good. It helped us work on fast breaks and press breakers. This transitions us into the West Virginia game. In our nonconference we try to play people that prepare us. When this game came up, we knew how big of an opportunity it would be for us. We always want to play against well coached teams because it exposes and tests you. This game was a good game for us and I was pleased to win.”



Official Basketball Box Score -- Game Totals -- Final Statistics
UTRGV vs Texas Tech
12/28/18 6 p.m. at Lubbock, Tx (United Supermarkets Arena)

UTRGV 46 • 8-7

#	Player	Total		3-Ptr	Rebounds			PF	TP	A	TO	Blk	Stl	Min
		FG-FGA	FG-FGA	FT-FTA	Off	Def	Tot							
03	WINN III, Terry	* 7-14	1-1	2-3	2	2	4	0	17	0	4	0	3	34
11	VARNER II, Lesley	* 3-9	2-4	0-0	4	2	6	3	8	0	1	0	2	32
12	GUEYE, Ndene	* 2-3	0-0	1-2	0	1	1	1	5	1	2	1	2	20
14	LEVI, Javon	* 2-6	0-0	0-0	0	2	2	2	4	4	4	0	2	28
22	JACKSON, Jordan	* 0-2	0-2	1-2	0	1	1	3	1	0	1	0	1	14
00	BOWIE II, Greg	2-8	2-6	2-3	0	2	2	1	8	1	2	0	0	20
15	DIBIAMA, Uche	0-2	0-1	0-0	0	1	1	2	0	0	0	0	0	10
20	CRNOGORAC, Johnny	0-1	0-1	2-2	0	0	0	2	2	0	1	1	0	11
21	FONTAINE, Isaiah	0-1	0-0	0-0	1	0	1	1	0	0	1	0	1	5
23	SMITH, Tyson	0-3	0-1	0-0	0	2	2	1	0	1	2	0	1	22
24	WILLIAMS, Marlon	0-0	0-0	1-2	0	0	0	1	1	0	0	0	0	4
Team					1	1	2							
Totals		16-49	5-16	9-14	8	14	22	17	46	7	19	2	12	200

FG % 1st Half: 12-26 46.2% 2nd half: 4-23 17.4% Game: 16-49 32.7%
3FG % 1st Half: 3-9 33.3% 2nd half: 2-7 28.6% Game: 5-16 31.3%
FT % 1st Half: 4-6 66.7% 2nd half: 5-8 62.5% Game: 9-14 64.3%

Deadball Rebounds 5

Texas Tech 71 • 11-1

#	Player	Total		3-Ptr	Rebounds			PF	TP	A	TO	Blk	Stl	Min
		FG-FGA	FG-FGA	FT-FTA	Off	Def	Tot							
03	Corprew, Deshawn	* 6-8	1-2	0-0	4	6	10	1	13	1	3	0	3	27
11	Owens, Tariq	* 4-6	0-1	2-2	1	2	3	2	10	2	3	1	1	26
13	Mooney, Matt	* 3-10	0-4	2-2	0	4	4	3	8	6	2	0	2	29
23	Culver, Jarrett	* 8-13	1-2	2-2	2	2	4	1	19	3	0	0	0	30
25	Moretti, Davide	* 1-3	1-1	2-2	0	2	2	3	5	1	0	0	0	21
00	Edwards, Kyler	2-4	1-1	2-4	0	1	1	0	7	2	1	1	3	26
01	Francis, Brandone	4-6	0-2	0-0	0	3	3	2	8	1	4	0	1	22
10	Ondigo, Malik	0-1	0-0	1-2	2	2	4	0	1	0	0	0	0	10
20	Hicks, Parker	0-1	0-1	0-0	0	1	1	0	0	0	1	0	0	2
24	Benson, Avery	0-0	0-0	0-0	0	0	0	0	0	0	0	0	0	3
30	Sorrells, Andrew	0-0	0-0	0-0	0	0	0	1	0	0	0	0	1	2
35	Mballa, Josh	0-0	0-0	0-2	0	0	0	0	0	0	0	0	0	2
Team					0	2	2							
Totals		28-52	4-14	11-16	9	25	34	13	71	16	15	2	11	200

FG % 1st Half: 14-28 50.0% 2nd half: 14-24 58.3% Game: 28-52 53.8%
3FG % 1st Half: 4-9 44.4% 2nd half: 0-5 0.0% Game: 4-14 28.6%
FT % 1st Half: 6-6 100.0% 2nd half: 5-10 50.0% Game: 11-16 68.8%

Deadball Rebounds 6

Officials: John Higgins, Tom Eades, Kerby Sitton
Technical fouls: UTRGV-None. Texas Tech-None.
Attendance: 11418

Score by periods	1st	2nd	Total
UTRGV	31	15	46
Texas Tech	38	33	71

Points	In Paint	Off T/O	2nd Chance	Fast Break	Bench
UTRGV	12	7	3	0	11
TTU	35	19	13	0	16

Last FG - UTRGV 2nd-04:08, TTU 2nd-03:03.
Largest lead - UTRGV by 3 1st-14:02, TTU by 26 2nd-01:23.

Score tied - 5 times.
Lead changed - 6 times.

(12-1) RED RAIDERS RALLY FOR BIG 12-OPENING WIN AT WEST VIRGINIA

MORGANTOWN, WV – No. 11 Texas Tech earned its first-ever win at West Virginia with a 62-59 victory over the Mountaineers in its Big 12 opener on Wednesday at the WVU Coliseum.

The Red Raiders (12-1, 1-0 Big 12) were 0-6 all-time in Morgantown coming into the game and was limited to 20 points in the first half before making a comeback and earning the win over the Mountaineers (8-5, 0-1 Big 12).

“I’m just really happy for our players,” Texas Tech head coach Chris Beard said. “The Big 12 is like an 18-round fight, so our objective is just to give ourselves a chance every night, and I thought our guys did. Obviously, they outrebounded us and got to the free-throw line. I think we won the game with our ball-handling. We only had three turnovers in the second half. We made them turn it over a little bit more than normal, and then we took care of the ball in the second half. I thought that’s where the basketball game was won or lost. I’m just happy for our players. The main reason is that nobody respects West Virginia basketball or Coach (Bob) Huggins more than I do and more than we do.”

Jarrett Culver scored all of his team-leading 18 points in the second half after shooting 6-for-8 from the field and 6-for-6 at the free-throw line. Davide Moretti added 14 points, including a 3-pointer to give the Red Raiders a 55-54 lead with 2:09 remaining before Culver made a jumper and four free throws to secure the road victory to open conference play.

West Virginia led 22-14 with 3:33 remaining in the first half before the Red Raiders went on a 17-0 run that spanned nearly seven minutes and with the Red Raiders leading 31-22. The game would tighten and was at 37-31 on a dunk by Culver before WVU regained the lead at 44-43 on a Lamont West 3-pointer with eight minutes remaining. The lead was exchanged four times before Moretti drilled a 3-pointer to give the Red Raiders the one-point lead that would only grow with Culver’s jumper, four free throws and then one more free throw by Moretti with three seconds remaining to leave Morgantown with a three-point lead.

Matt Mooney went for 14 points after knocking down five shots from the field and four from the free-throw line, while Moretti finished with 12 after hitting two 3-pointers. Brandone Francis scored eight for the second straight game and also added four rebounds and Norense Odiase and Tariq Owens each had four points. Odiase tied

the game at 48 off an assist from Culver who led the team with two assists. Culver has now scored in double-digits in all 13 games and has led the team in scoring in 12. He’s averaging 19.5 points for the season and scored his 18 points in only 22 minutes against WVU after falling into early foul trouble.

Texas Tech finished the game shooting 21-for-55 (38.2 percent) while West Virginia shot 41.9 percent from the field and was limited to 5-for-19 on 3-pointers. The Red Raiders were 17-for-24 from the free-throw line and the Mountaineers were at 18-for-32 in a game where Owens, Odiase and Kyler Edwards each fouled out and Culver had four fouls.

Texas Tech would end the first half on a 6-0 run as the game went to halftime with the Red Raiders trailing 22-20 but with the momentum in a game where they trailed by as many as nine. Mooney led TTU with seven points in the first half, while Owens had four rebounds and Odiase had two blocks. The Red Raiders were limited to 7-for-24 shooting in the first half, including going 0-for-6 on 3-pointers.

West Virginia had a 21-12 lead with four minutes remaining in the half before an 8-1 run by TTU closed out the half. The Red Raiders would cut into the deficit with Odiase hitting a pair of free throws followed by layups from Corprew and Francis. TTU would pull to within three on a steal and one free throw by Francis with 2:40 on the clock before the final point of the half was scored by Mooney who hit one of two free throws. Mooney helped the Red Raiders stay in the game early by hitting a jumper to stop a 7-0 run by the Mountaineers and cut the deficit to 10-8 with 11:25 remaining in the first half. WVU, which held the Red Raiders to their lowest scoring half of the season, controlled most of the half before missing their final four shots and only taking a two point lead into the break.

“What happened was we’re playing against a Hall of Fame coach with really good players and a really good defense,” Beard said. “They face-guarded Jarrett (Culver) a lot. I thought he had great composure in the second half. He looked like a veteran out there. We had some other guys like (David) Moretti to my left here, with a no-turnover game. He hit some big timely shots. I think any problems that we had with our offense tonight was because West Virginia is a really good defensive team.”



Official Basketball Box Score -- Game Totals -- Final Statistics
Texas Tech vs West Virginia
 1/2/19 7:00 p.m. at WVU Coliseum, Morgantown, W.Va.

Texas Tech 62 • 12-1/1-0

##	Player	Total			Rebounds			PF	TP	A	TO	Blk	Stl	Min
		FG-FGA	3-Ptr	FT-FTA	Off	Def	Tot							
11	Owens, Tariq	f 1-3	0-1	2-2	3	1	4	5	4	0	0	2	0	12
32	Odiase, Norense	c 1-1	0-0	2-2	1	2	3	5	4	0	2	2	1	19
13	Mooney, Matt	g 5-13	0-5	4-7	0	3	3	3	14	1	3	0	1	34
23	Culver, Jarrett	g 6-8	0-0	6-6	0	6	6	4	18	2	2	0	1	22
25	Moretti, Davide	g 4-9	2-5	2-3	0	2	2	0	12	0	0	0	3	34
00	Edwards, Kyler	g 0-5	0-1	0-1	2	1	3	5	0	0	2	0	2	32
01	Francis, Brandone	g 3-10	1-4	1-3	0	4	4	1	8	1	2	0	4	30
03	Corprew, Deshawn	g 1-6	0-2	0-0	1	3	4	2	2	1	2	0	0	17
Team					2	0	2							
Totals		21-55	3-18	17-24	9	22	31	25	62	5	13	4	12	200
FG % 1st Half: 7-24 29.2%		2nd half: 14-31 45.2%		Game: 21-55 38.2%		Deadball Rebounds 2								
3FG % 1st Half: 0-6 0.0%		2nd half: 3-12 25.0%		Game: 3-18 16.7%										
FT % 1st Half: 6-10 60.0%		2nd half: 11-14 78.6%		Game: 17-24 70.8%										

West Virginia 59 • 8-5/0-1

##	Player	Total			Rebounds			PF	TP	A	TO	Blk	Stl	Min
		FG-FGA	3-Ptr	FT-FTA	Off	Def	Tot							
21	Harris, Wesley	f 1-7	0-2	1-5	0	6	6	5	3	0	1	0	0	26
23	Ahmad, Esa	f 1-4	0-0	4-7	2	3	5	3	6	2	4	1	1	28
31	Routt, Logan	f 1-2	0-0	0-0	1	1	2	2	2	0	0	0	0	7
05	McCabe, Jordan	g 0-0	0-0	0-0	0	0	0	0	0	0	0	0	0	2
14	Harler, Chase	g 0-4	0-4	0-0	0	0	0	4	0	0	0	0	0	19
01	Culver, Derek	g 3-4	0-0	6-9	1	7	8	2	12	2	2	0	0	28
02	Knapper, Brandon	g 0-2	0-1	0-0	0	2	2	0	0	0	1	0	0	8
03	Bolden, James	g 4-8	0-4	1-1	1	1	2	1	9	0	5	1	1	20
10	Haley, Jermaine	g 2-3	1-1	0-0	1	3	4	5	5	2	2	0	2	29
11	Matthews Jr., Emmitt	g 0-0	0-0	0-2	0	1	1	0	0	0	0	0	0	1
12	Gordon, Andrew	g 0-0	0-0	0-0	0	1	1	1	0	0	2	0	1	2
15	West, Lamont	g 6-9	4-7	6-8	4	3	7	2	22	0	4	0	0	30
Team					1	2	3							
Totals		18-43	5-19	18-32	11	30	41	25	59	6	22	2	5	200
FG % 1st Half: 8-20 40.0%		2nd half: 10-23 43.5%		Game: 18-43 41.9%		Deadball Rebounds 6								
3FG % 1st Half: 2-11 18.2%		2nd half: 3-8 37.5%		Game: 5-19 26.3%										
FT % 1st Half: 4-12 33.3%		2nd half: 14-20 70.0%		Game: 18-32 56.3%										

Officials: Doug Simmons, Michael Stephens, Bert Smith
 Technical fouls: Texas Tech-None. West Virginia-Harris, Wesley.
 Attendance: 10358
 Owens (TTU) fouled out with 11:19 remaining in the second half.
 Harris (WVU) fouled out with 6:42 remaining in the second half.
 Odiase (TTU) fouled out with 2:22 remaining. Haley (WVU) at 0:13.
 Edwards (TTU) at 0:05.

Score by periods	1st	2nd	Total
Texas Tech	20	42	62
West Virginia	22	37	59

	In Point	Off T/O	2nd Chance	Fast Break	Bench
Points	30	27	8	6	10
TTU	18	7	14	4	48

Last FG - TTU 2nd-00:40, WVU 2nd-00:14.
 Largest lead - TTU by 9 2nd-16:21, WVU by 9 1st-04:53.

Score tied - 4 times.
 Lead changed - 8 times.

(13-1) FAST START, STRONG FINISH LEADS RED RAIDERS TO WIN OVER WILDCATS AT HOME

LUBBOCK, Texas – A sold-out United Supermarkets Arena crowd saw No. 11-ranked Texas Tech jump out to a 14-0 lead to start the game and earn a 63-57 win over Kansas State on Saturday to improve to 2-0 in Big 12 play and 9-0 at home this season.

The Red Raiders (13-1, 2-0 Big 12) held the Wildcats (10-4, 0-2 Big 12) to an 0-for-13 shooting performance to begin the game with their first basket not coming until the 9:12 mark of the first half. TTU led 17-3 eight minutes into the game and by as many as 16 in the first half before the game tightened in the second half. The Wildcats would pull to within one point with 6:56 remaining in the game before Davide Moretti took over with a 3-pointer and layup to push the lead back to six. KSU would never get back into the game with the Red Raiders making 10 of 12 free throws down the stretch.

“I thought we showed grit,” Texas Tech coach Chris Beard said. “We weren’t playing our best at one point, but we hung in there. We just held on, and that’s a good thing in the game of basketball. If you can hold that threshold you’re doing good. A college basketball game is 10 four-minute games. Tonight we won the game in the first

half. Our defense was locked in. We basically won the first game during the first half and made enough plays late to survive. This is what the Big 12 is. I would love to come out here and play well for 38 minutes but that’s not the reality of this league.”

Texas Tech, which opened Big 12 play with a win 62-59 road win at West Virginia, will return to action at 8 p.m. on Tuesday when it hosts Oklahoma at the USA. The Sooners will be coming off a 74-64 win over Oklahoma State on Saturday and are currently 12-2 on the season and 1-1 in conference play after beginning the week with a 70-63 loss at Kansas. The Red Raiders continue leading the nation by limiting teams to 33.4 percent shooting and is second by holding teams to 53.1 points per game.

Moretti led the Red Raiders with a career-high 19 points after going 7-for-11 from the field with three 3-pointers and two free throws. A sophomore from Italy, Moretti had previously scored 17 points in wins over Mississippi Valley State and Southern Cal this season and came into the game on Saturday averaging 8.7 points per game. His game was highlighted by his 19 points, but it also included an impressive steal with 1:34 remaining where he dove for a loose ball and with four rebounds. He’d finish with two assists and two steals in a game where he also fouled out in the final minute.

“I tried to attack the basket and get fouled,” Moretti said. “With every play I just tried to be more aggressive. Some stats I played good. I had way too many turnovers and too many stupid fouls. Those are the things I need to clean up. I have to work on turnovers. My teammates need me to work on that.”

Matt Mooney added 14 points, including a 3-pointer to start the 14-0 run, and also had four rebounds and a steal in the win. Jarrett Culver, Kyler Edwards and Tariq Owens each had nine points and Deshawn Corprew hit one 3-pointer. The Red Raiders finished the game shooting 44.7 percent from the field, including hitting six 3-pointers. Moretti led the team with his three 3s, while Mooney, Corprew and Edwards each added one. Culver’s nine points were the first time this season that he has not scored in double-digits and came with him struggling from the field at 2-for-7 and going 5-for-10 at the free-throw line. He’s now shooting 56 percent from the field and leads the Red Raiders with 18.7 points per game this season.

Texas Tech owned a 34-19 lead at halftime after limiting the Wildcats to 23.1 percent shooting and 0-for-9 on 3-pointers. Moretti led the Red Raiders with nine points and also had four rebounds and two assists at half, while Edwards had seven and Owens six. TTU was 11-for-25 (44 percent) from the field and hit four 3-pointers to take the 15-point halftime lead.

Barry Brown led Kansas State with 16 points and three steals, while Cartier Diarra added 11 and Makol Mawien recorded a double-double with 10 points and 11 rebounds. The Wildcats, who host West Virginia on Wednesday, were limited to 33.3 percent shooting by the nation’s top defensive team. KSU would finish the game 4-for-23 on 3-pointers (17.4 percent) and had a 33-32 rebounding margin advantage with 13 offensive rebounds coming on their misses.

QUICK NOTES

The Red Raiders are now 42-4 on their home court under Beard. Texas Tech improved 4-1 against KSU with Beard as head coach. Kansas State now leads the all-time series 23-16. TTU is now 12-7 against KSU in Lubbock. TTU has now won three straight against the Wildcats. The two teams will play again on Tuesday, Jan. 22 in Manhattan.

POSTGAME QUOTE

Texas Tech sophomore Davide Moretti
On protecting the home court after a big win against West Virginia:
“The first thing we set out to do today was protect the home court. For our fans, we tried to play aggressive. We tried to play hard defense and be tough every single possession. Our first objective this game was to protect the home court.”



Official Basketball Box Score -- Game Totals -- Final Statistics
Kansas State vs Texas Tech
1/5/19 1 p.m. at Lubbock, Tx (United Supermarkets Arena)

Kansas State 57 • 10-4, 0-2

##	Player	Total		3-Ptr	FT-FTA	Rebounds			PF	TP	A	TO	Blk	Stl	Min
		FG-FGA	FG-FGA			Off	Def	Tot							
00	McGUIRL, Mike	* 0-3	0-0	0-0	0	0	0	3	0	0	0	0	1	6	
02	DIARRA, Cartier	* 2-8	0-5	7-9	2	1	3	3	11	1	1	0	1	36	
05	BROWN, Barry	* 5-17	2-6	4-6	1	1	2	4	16	1	2	1	3	40-	
14	MAWIEN, Makol	* 5-8	0-0	0-0	4	7	11	2	10	0	5	1	0	25	
20	SNEED, Xavier	* 1-8	0-5	2-4	0	5	5	5	4	2	2	0	1	37	
01	NEAL-WILLIAMS, Shau	2-4	1-2	2-3	0	3	3	4	7	2	1	1	0	19	
03	STOKES, Kamau	3-8	1-5	0-1	1	0	1	1	7	2	1	0	0	21	
23	TRICE, Austin	0-0	0-0	0-1	1	0	1	1	0	0	0	0	0	5	
34	STOCKARD III, Levi	1-1	0-0	0-0	2	3	5	2	2	1	1	0	0	11	
Team					2	0	2			1					
Totals		19-57	4-23	15-24	13	20	33	25	57	9	14	3	6	200	

FG % 1st Half: 6-26 23.1%	2nd half: 13-31 41.9%	Game: 19-57 33.3%	Deadball Rebounds: 7
3FG % 1st Half: 0-9 0.0%	2nd half: 4-14 28.6%	Game: 4-23 17.4%	
FT % 1st Half: 7-10 70.0%	2nd half: 8-14 57.1%	Game: 15-24 62.5%	

Texas Tech 63 • 13-1, 2-0

##	Player	Total		3-Ptr	FT-FTA	Rebounds			PF	TP	A	TO	Blk	Stl	Min
		FG-FGA	FG-FGA			Off	Def	Tot							
11	Owens, Tariq	* 2-3	0-1	5-7	3	5	8	4	9	2	5	3	1	34	
13	Mooney, Matt	* 3-6	1-2	7-8	0	4	4	1	14	0	2	0	1	34	
23	Culver, Jarrett	* 2-7	0-3	5-10	2	5	7	2	9	3	3	1	0	37	
25	Moretti, Davide	* 7-11	3-7	2-2	0	4	4	5	19	2	5	0	2	32	
32	Odiase, Norene	* 0-0	0-0	0-0	0	2	2	2	0	0	1	2	0	9	
00	Edwards, Kyler	2-4	1-1	4-4	0	1	1	3	9	1	0	1	0	15	
01	Francis, Brandone	0-5	0-3	0-0	0	2	2	3	0	1	1	1	0	25	
03	Corprew, Deshawn	1-2	1-2	0-0	0	1	1	2	3	0	0	0	1	14	
Team					0	3	3			2					
Totals		17-38	6-19	23-31	5	27	32	22	63	9	19	8	5	200	

FG % 1st Half: 11-25 44.0%	2nd half: 6-13 46.2%	Game: 17-38 44.7%	Deadball Rebounds: 4
3FG % 1st Half: 4-12 33.3%	2nd half: 2-7 28.6%	Game: 6-19 31.6%	
FT % 1st Half: 8-8 100.0	2nd half: 15-23 65.2%	Game: 23-31 74.2%	

Officials: Gerry Pollard, Rick Crawford, Marques Pettigrew
Technical fouls: Kansas State-None. Texas Tech-Francis, Brandone.
Attendance: 15098

Score by periods	1st	2nd	Total
Kansas State	19	38	57
Texas Tech	34	29	63

Points	In Paint	Off T/O	2nd Chance	Fast Break	Bench
KS	24	13	8	2	16
TTU	14	13	4	6	12

Last FG - KS 2nd-00:06, TTU 2nd-05:54.
Largest lead - KS None, TTU by 16 1st-01:13.

Score tied - 0 times.
Lead changed - 0 times.

(14-1) RED RAIDERS LOCK SOONERS DOWN IN SECOND HALF TO MOVE TO 3-0 IN BIG 12 PLAY

LUBBOCK, Texas – Texas Tech senior Brandone Francis provided the spark and sophomore Jarrett Culver took over to lead the No. 8 Red Raiders to a 66-59 win over No. 23 Oklahoma on Tuesday at the United Supermarkets Arena.

The Red Raiders (14-1, 3-0 Big 12) finished the game on a 15-8 run with Culver scoring nine during it to pull away after the game was tied at 51 with five minutes to play. TTU, which trailed by four at halftime, improved to 10-0 at home with the win and is 3-0 to start conference play for the second straight season under head coach Chris Beard who improved to 43-4 at home leading the Red Raiders.

Texas Tech finished the game shooting 17-for-17 from the free-throw line and its national-leading defense held Oklahoma (12-3, 1-2 Big 12) to only 32.3 shooting. The Red Raiders are now limiting teams to only 33.3 percent shooting through 15 games and also lead the Big 12 with a 19.5 scoring margin and holding opponents to 53.5 points per game. TTU, which plays at Texas at 1 p.m. on Saturday in Austin, has now held all three conference opponents under 60 points and have not allowed any of

its opponents to score over 70 this season. The Longhorns (10-5, 2-1 Big 12) will be coming off a 61-58 loss at Oklahoma State, but have won 22 straight over the Red Raiders in Austin dating back to TTU's last win there on Feb. 24, 1996.

"It's an 18-round fight and we're excited to win round three against a team that we have nothing but respect for," Beard said. "I've said it all week in preparation and I'll stand by it, Oklahoma is going to be a part of the fight for the conference championship. I'm just really happy for our players tonight because I think we just beat a really good team."

Culver recorded his first double-double of the season and third of his career after going for 23 points and 13 rebounds. The Lubbock native also had double-doubles last season against West Virginia and Texas in conference play as a freshman and would drop 23/13 on the Sooners with 11 points and nine rebounds coming in the second half. With the game tied, Culver made back-to-back layups for a 55-51 lead with 3:37 remaining, a lead Texas Tech wouldn't relinquish.

Oklahoma led by as many as eight points in the game and had a five point lead with 13 minutes remaining before

Francis drilled a 3-pointer to cut it to two. Francis would get a defense rebound on the next possession, hit two free throws on the next to tie the game at 46 and three possessions later hit his second 3-pointer to give the Red Raiders a 51-48 lead. He finished the game with eight points after being held scoreless last Saturday against Kansas State.

Davide Moretti added 12 points after hitting two 3-pointers and four free throws a game after recording a career-high 19 points against KSU. Moretti is now averaging 14.3 points per game through three conference games with seven 3-pointers to lead the Red Raiders. Tariq Owens would add four blocks and six rebounds, while Matt Mooney had seven points and two assists. Owens now has 38 blocks and has had four or more blocks in three games. He's averaging 2.5 per game which ranks second behind on Jaxson Hayes who is averaging 2.6 for the Longhorns. The Red Raiders finished with eight blocks for the second straight game, including one each from Norense Odiase, Kyler Edwards, Francis and Corprew to go along with four from Owens.

Texas Tech finished the game shooting 44.9 percent from the field despite going only 5-for-19 on 3-pointers, while the defense forced 14 turnovers and held them to 20-for-62 shooting. OU was 9-for-29 on 3-pointers in the game led by Christian James who had three and finished with a team-high 14 points. Brady Manek would also hit three 3-pointers and had 13 points and seven rebounds for the Sooners who finished the game shooting 10-for-14 from the free-throw line.

Texas Tech trailed 35-31 at halftime after starting the game hot with an 8-0 run but seeing Oklahoma storm back late in the half with a 9-0 run that gave the Sooners a 27-23 lead. Moretti came out with two 3-pointers followed by an assist to Norense Odiase for a dunk to grab the early 8-0 lead in the game. The Sooners had a 24-15 rebounding advantage, including a 10-1 margin on the offensive end to take the four-point lead. OU led 30-25 on a Christian James 3-pointer with 4:32 remaining in the half before Culver hit a pair of free throws and a jumper for the final four points of the half. Culver's jumper came with two seconds remaining and gave him 12 points and 4-for-7 shooting in the first half. Culver was 4-for-4 at the free-throw line for the Red Raiders who were 6-for-6 at halftime and also had six points from Moretti. James led OU at halftime with nine points, while Doolittle and Manek had seven points each.

The Red Raiders, who trailed for only the fourth time this season at halftime, were shooting 11-for-28 from the field (39.3 percent) in the first half while the Sooners were 12-for-36 (33.3). OU was 5-for-14 on 3-pointers and also 6-for-6 on free throws against TTU which started the game 3-for-13 on 3-pointers.

"The first half they were beating us on rebounds, and I believe we beat them on rebounds in the second half," Culver said. "Coach knows that rebounding would be tough and boxing out and that's what we tried to do. We fought to the end and played to the bone."



Official Basketball Box Score -- Game Totals -- Final Statistics

Oklahoma vs Texas Tech

1/8/19 8 p.m. at Lubbock, Tx (United Supermarkets Arena)

Oklahoma 59 • 12-3, 1-2

##	Player	Total		3-Ptr		Rebounds			PF	TP	A	TO	Bk	Stl	Min
		FG-FGA	FG-FGA	FT-FTA	Off	Def	Tot								
00	James, Christian	* 4-12	3-10	3-4	2	4	6	4	14	1	3	1	1	36	
02	Calixte, Aaron	* 3-9	2-5	0-0	0	1	1	2	8	3	1	0	0	28	
03	Reynolds, Miles	* 1-9	0-3	2-5	2	2	4	3	4	1	2	0	0	25	
21	Doolittle, Kristian	* 4-9	0-0	1-1	3	5	8	3	9	0	3	0	5	36	
35	Manek, Brady	* 4-10	3-6	2-2	3	4	7	0	13	1	1	0	0	30	
01	Odomes, Rashard	2-3	0-0	2-2	1	0	1	1	6	0	1	0	0	9	
04	McNeace, Jamuni	1-1	0-0	0-0	0	1	1	3	2	0	2	1	0	8	
05	Freeman, Matt	0-1	0-1	0-0	0	0	0	1	0	0	0	0	0	5	
24	Bieniemy, Jamal	1-8	1-4	0-0	1	4	5	1	3	5	1	0	1	23	
Team					4	1	5								
Totals		20-62	9-29	10-14	16	22	38	18	59	11	14	2	7	200	

FG % 1st Half: 12-36 33.3%	2nd half: 8-26 30.8%	Game: 20-62 32.3%	Deadball Rebounds 2
3FG % 1st Half: 5-14 35.7%	2nd half: 4-15 26.7%	Game: 9-29 31.0%	
FT % 1st Half: 6-6 100.0	2nd half: 4-8 50.0%	Game: 10-14 71.4%	

Texas Tech 66 • 14-1, 3-0

##	Player	Total		3-Ptr		Rebounds			PF	TP	A	TO	Bk	Stl	Min
		FG-FGA	FG-FGA	FT-FTA	Off	Def	Tot								
11	Owens, Tariq	* 2-8	0-3	0-0	1	5	6	2	4	2	1	4	1	29	
13	Mooney, Matt	* 2-8	1-3	2-2	0	3	3	2	7	2	3	0	0	31	
23	Culver, Jarrett	* 8-13	0-3	7-7	2	11	13	2	23	2	4	0	2	36	
25	Moretti, Davide	* 3-7	2-5	4-4	0	2	2	0	12	3	1	0	3	36	
32	Odiase, Norense	* 3-3	0-0	2-2	0	1	1	3	8	0	1	1	1	19	
00	Edwards, Kyler	0-3	0-1	0-0	0	1	1	1	0	1	0	1	1	13	
01	Francis, Brandone	2-4	2-3	2-2	0	1	1	2	8	0	1	1	0	21	
03	Corprew, Deshawn	2-3	0-1	0-0	0	1	1	2	4	1	1	1	0	15	
Team					0	3	3								
Totals		22-49	5-19	17-17	3	28	31	14	66	11	14	8	8	200	

FG % 1st Half: 11-28 39.3%	2nd half: 11-21 52.4%	Game: 22-49 44.9%	Deadball Rebounds 2
3FG % 1st Half: 3-13 23.1%	2nd half: 2-6 33.3%	Game: 5-19 26.3%	
FT % 1st Half: 6-6 100.0	2nd half: 11-11 100.0	Game: 17-17 100.0	

Officials: Tom Eades, Ray Natili, Chris Rastatter
 Technical fouls: Oklahoma-None. Texas Tech-None.
 Attendance: 14090

Score by periods	1st	2nd	Total
Oklahoma	35	24	59
Texas Tech	31	35	66

	Points	In Paint	Off T/O	2nd Chance	Fast Break	Bench
OU	18	14	16	5	11	11
TTU	24	13	4	2	12	12

Last FG - OU 2nd-00:39, TTU 2nd-01:21.
 Largest lead - OU by 8 1st-00:57, TTU by 8 1st-17:21.

Score tied - 5 times.
 Lead changed - 8 times.

(15-1) RED RAIDERS END LOSING STREAK IN AUSTIN; IMPROVE TO 4-0 IN BIG 12 PLAY

AUSTIN – You have to go back to the final year of the Southwest Conference to find the last time Texas Tech accomplished what it did on Saturday – win at the Frank Erwin Center.

Matt Mooney scored a season-high 22 points and Jarrett Culver went for 14 points and nine rebounds to lead the No. 8 Red Raiders to a 68-62 win over Texas for the first win in Austin since Feb. 24, 1996. In historic terms, Texas Tech ended a stretch of 22 straight Big 12 road losses to the Longhorns on their home court and for only the second time in program improved to 4-0 in Big 12 play (2003-04) and has only one loss through 16 games (1995-96). TTU also improved to 5-0 overall this season and 3-0 in conference play when trailing at halftime and is now 2-0 on the road in conference play.

“The main reason I’m happy for our guys is because I think we just beat a really good team that is going to be a part of the fight,” Texas Tech coach Chris Beard said. “I thought our guys played with a lot of poise. We didn’t feel like we were playing our best in the first half and made some adjustments at halftime. We had four guys in double

figures, had a low-turnover game and competed on the boards. That’s how I think we won a close game.”

The Red Raiders (15-1, 4-0 Big 12) finished the game shooting 44.4 percent from the field with five second-half 3-pointers and were 13-for-17 at the free throw line. TTU, which is now 4-3 against Texas under Beard, was 7-for-8 from the line down the stretch, including two by Brandone Francis, Mooney and Tariq Owens to secure the win over the Longhorns (10-6, 2-2 Big 12). Texas was 23-for-57 from the field and was only the third team this season to shoot over 40 percent against the Red Raider defense which is now holding teams to 33.8 percent shooting for the season.

“We are a defensive team,” Beard said. “That’s our identity. Teams like Texas make it look like you can’t play defense from time to time. I thought our guys were dialed in for most of the game. We big block out and good rotation and close-outs.”

Mooney finished the game shooting 8-for-10 from the field, including going 3-for-3 on 3-pointers and with 14 of his 22 coming in the second half. He had a previous season-high of 17 earlier this year against Southern Cal and is now 11.4 points per game in his first season

at Texas Tech. He would add five rebounds, two assists and two steals. Tariq Owens had four blocked shots for the second straight game and now has 13 blocks through four Big 12 games. Owens added 12 points on a 4-for-5 shooting night while Davide Moretti buried three 3-pointers and finished with 13 points. Norense Odiase secured eight rebounds, including a team-high four on the offensive side of the court. Culver, who has now scored in double figures in 15 of 16 games, recorded six assists for the third time this season and was one rebound away from his second straight double-double after he went for 23 points and 13 rebounds in the win over No. 23 Oklahoma on Tuesday.

“I knew someone was going to have to step up and I had some open looks and I was able to knock them down,” Mooney said. “We had to get it going offensively with only 26 points at half.”

Texas Tech led 55-48 after an Odiase dunk that followed a Moretti 3-pointer and a Culver jumper. The 7-0 run by the Red Raiders gave them their biggest advantage of the game after leading 48-43 with 10 minutes remaining on an Owens dunk after two straight baskets by Mooney. The Red Raiders went on a previous 7-0 that was capped with a Owens dunk that came after a Mooney layup and a four-point play by Moretti who was fouled on a 3-pointer and then made the free throw. The run gave TTU a 40-35 lead five minutes into the half after being down four at halftime. Mooney gave the Red Raiders an immediate spark in the second half by hitting two 3-pointers to open half to give the Red Raiders a 32-30 lead.

Texas Tech trailed 30-26 at halftime after shooting 10-for-28 from the field and only 2-for-5 on 3-pointers. Mooney led the team with eight points and three rebounds at the half, while Culver, Owens and Moretti each had six for the Red Raiders. Mooney was 3-for-5 from the field with one 3-pointers and Owens had three first-half blocks. TTU started game 2-for-10, but led 4-2 at first media timeout with Texas starting 1-for-5. A 9-0 run by the Longhorns had them leading 16-11 before two free throws and a dunk by Owens followed by a Moretti jumper to give the Red Raiders a 19-18 lead. Mooney would hit his 3-pointer to give the Red Raiders a 23-21 lead with 3:23 remaining and Moretti hit his to tie it at 26. The Longhorns closed the half on a 4-0 run with two free throws and a layup.

Kerwin Roach II led the Longhorns with 17 points and also added five assists, while Jaxson Hayes had 15 points and five rebounds. Dylan Osetkowski provided nine rebounds and Jase Febres had 12 to lead the UT bench. The Longhorns shot 40.4 percent from the field and were 7-for-20 on 3-pointers against the TTU defense.

Texas Tech will now host No. 20 Iowa State at 8 p.m. on Wednesday at the United Supermarkets Arena before playing at Baylor next Saturday. The Red Raiders are currently 10-0 at home this season, 1-0 in Big 12 play at home after the win over Oklahoma and are 43-4 at home under Beard. The Cyclones (12-4, 2-2 Big 12) are coming off a 73-70 loss at Baylor on Tuesday and a 58-57 loss to Kansas State on Saturday.

Texas Tech 68 • 15-1, 4-0		Official Basketball Box Score -- Game Totals -- Final Statistics													
Texas Tech vs Texas		01/12/19 1:01 P.M. at Austin, TX (Frank Erwin Center)													
##	Player	Total			Rebounds			PF	TP	A	TO	Blk	Stl	Min	
		FG-FGA	3-Ptr FG-FGA	FT-FTA	Off	Def	Tot								
11	Owens, Tariq	f	4-5	0-0	4-4	1	2	3	2	12	1	0	4	0	33
32	Odiase, Norense	c	1-7	0-0	0-0	4	4	8	0	2	0	0	1	0	16
13	Mooney, Matt	g	8-10	3-3	3-4	0	5	5	2	22	2	2	0	2	37
23	Culver, Jarrett	g	6-11	0-2	2-4	2	7	9	2	14	6	4	2	0	33
25	Moretti, Davide	g	4-9	3-6	2-3	0	2	2	2	13	1	0	0	3	33
00	Edwards, Kyler		0-3	0-1	0-0	0	2	2	2	0	1	2	0	1	14
01	Francis, Brandone		1-8	1-7	2-2	0	0	0	2	5	3	1	0	0	30
03	Corprew, Deshawn		0-1	0-0	0-0	0	0	0	0	0	0	0	0	0	4
Team						0	1	1							
Totals			24-54	7-19	13-17	7	23	30	12	68	14	9	7	6	200
FG % 1st Half: 10-28 35.7%		2nd half: 14-26 53.8%		Game: 24-54 44.4%		Deadball Rebounds 1									
3FG % 1st Half: 2-5 40.0%		2nd half: 5-14 35.7%		Game: 7-19 36.8%											
FT % 1st Half: 4-6 66.7%		2nd half: 9-11 81.8%		Game: 13-17 76.5%											
Texas 62 • 10-6, 2-2															
##	Player	Total			Rebounds			PF	TP	A	TO	Blk	Stl	Min	
		FG-FGA	3-Ptr FG-FGA	FT-FTA	Off	Def	Tot								
10	Hayes, Jaxson	f	6-8	0-0	3-5	0	5	5	3	15	0	4	1	0	30
21	Osetkowski, Dylan	f	1-5	0-1	0-0	4	5	9	3	2	1	1	0	1	25
02	Coleman III, Matt	g	3-11	0-1	2-2	2	1	3	2	8	5	1	0	2	32
12	Roach II, Kerwin	g	6-13	2-6	3-4	1	4	5	3	17	5	3	0	0	37
55	Mitrou-Long, Elijah	g	2-6	2-4	0-0	0	2	2	2	6	1	2	0	0	23
03	Ramey, Courtney		1-7	0-3	0-0	2	3	5	1	2	2	1	0	1	21
05	Hamm Jr., Royce		0-0	0-0	0-0	1	0	1	1	0	0	1	0	0	3
13	Febres, Jase		4-7	3-5	1-2	1	2	3	1	12	0	1	0	0	27
20	Sims, Jericho		0-0	0-0	0-0	0	0	0	0	0	0	0	0	0	2
Team						2	2	4							
Totals			23-57	7-20	9-13	13	24	37	16	62	14	14	1	4	200
FG % 1st Half: 12-30 40.0%		2nd half: 11-27 40.7%		Game: 23-57 40.4%		Deadball Rebounds 2,2									
3FG % 1st Half: 3-10 30.0%		2nd half: 4-10 40.0%		Game: 7-20 35.0%											
FT % 1st Half: 3-4 75.0%		2nd half: 6-9 66.7%		Game: 9-13 69.2%											
Officials: Gary Maxwell, Ron Groover, Darron George															
Technical fouls: Texas Tech-None. Texas-None.															
Attendance: 14070															
Score by periods				1st	2nd	Total									
Texas Tech				26	42	68	Points	In	Off	2nd	Fast	Bench			
Texas				30	32	62	Paint	Paint	T/O	Chance	Break				
				30	32	62	UT	26	10	7	8	5	5	14	
							UT	30	13	11	5				
Last FG - TTU 2nd-03:36, UT 2nd-00:02.															
Largest lead - TTU by 10 2nd-03:36, UT by 5 1st-07:00.															
Score tied - 4 times.															
Lead changed - 8 times.															

(15-2) CYCLONES HAND RED RAIDERS ONLY BIG 12, HOME LOSS OF SEASON ON WEDNESDAY

LUBBOCK, Texas – Texas Tech's run came, but so did Iowa State's response.

The No. 8 Red Raiders were down by as many as 10 before storming back to tie the game at 61 with two minutes remaining only to see the Cyclones answer with two quick baskets that propelled them to a 68-64 win on Wednesday at a sold-out United Supermarkets Arena. TTU (15-2, 4-1 Big 12) fell to 10-1 on its home court this season and dropped its first conference game after going 6-for-15 from the free-throw line, while ISU (13-4, 3-2 Big 12) was 13-for-19 at the line.

Texas Tech will return to action at 5 p.m. on Saturday against Baylor in Waco. The Bears (10-6, 2-2 Big 12) are coming off a 73-69 win over Oklahoma State on Monday and are 7-3 at the Ferrell Center this season.

Iowa State shot 43.9 percent from the field which was the second-best from an opponent against Texas Tech this season and went the entire first half without a committing a turnover. The two teams would both finish the game with nine turnovers in a game that came down

to the free throw difference. TTU, which trailed 41-33 at halftime, is now 5-1 in games where it was down at halftime.

"I want to congratulate Iowa State. They played hard and well," Texas Tech coach Chris Beard said. "I told the guys all week in preparation I thought this was one of the best teams in the Big 12 and I will stand by that. You don't beat Kansas by 20 points if you are not really good. They had a game plan and executed and really won the game in the first half. I give our guys some credit in the second half for just coming back and playing with a lot of guts and grit. Really that half time deficit was too much to overcome."

Jarrett Culver recorded his second double-double of the season after going for 20 points and 16 rebounds with his final points coming on a layup with nine seconds remaining to make it a two-point game. The Red Raiders were forced to foul and saw Marial Shayok hit two free throws for his 19th and 20th points that would also be the final margin. Culver's 16 rebounds were a career high and matched the most for a TTU player since Brad Reese had 16 back on Dec. 22, 2010 against UT Arlington. He had 10 points and eight rebounds in the second half, but struggled at the free-throw line where he was 5-for-10.

Davide Moretti added 10 points with two 3-pointers, while Kyler Edwards had nine and Brandone Francis six to lead the reserves. Matt Mooney, who was coming off a season-high 22 last Saturday against Texas, had eight and Tariq Owens finished the game with seven points and three blocks. Norense Odiase pulled down five rebounds and scored four, while freshman Khavon Moore made his Texas Tech debut where he played two minutes after coming onto the court to a loud ovation from the crowd.

Culver is now averaging 18.8 points and 6.9 rebounds per game, has recorded eight games with 20 or more points and now has two double-digit rebounding performances after his previous career-high of 13 last Tuesday against Oklahoma. His 16 rebounds are the third most by a Red Raider in Big 12 play with Devonne Giles (2004) and Cliff Owens (1998) having 18-rebound performances.

Down eight at halftime, Francis would give the Red Raiders a second-half spark with two early 3-pointers that cut the deficit to seven before a Culver jumper made it a three-point game just five minutes into the second half. ISU continued having answers to thwart Tech runs until the four minute mark when the Red Raider rallied with a 7-0 run that started with three Culver free throws, a Mooney layup and then a Culver layup to tie the game at 61-61 with 1:50 on the clock.

Nick Weiler-Babb would end the run with a jumper and was followed by a Lindell Wigginton layup that gave the Cyclones a four-point lead with a minute to play. Shayok led ISU with 20 points and six rebounds, while Michael Jacobson recorded a double-double with 14 points and 10 rebounds. Weiler-Babb went for 11 points and Wigginton led the Cyclone reserves with 11 points and six rebounds.

Texas Tech trailed at halftime for the sixth time this season with the 41-33 margin and for the third straight game. Culver led the Red Raiders with 10 points and eight rebounds, while Moretti had seven and Owens, Mooney, Odiase and Edwards each had four points. The Red Raiders were 15-for-32 from the field, but were only 2-for-10 on 3-pointers while the Cyclones shot 45.2 percent and knocked down four 3-pointers and nine free throws.

Shayok led the Cyclones at halftime with 15 points after going 5-for-7 from the field with three 3-pointers, while Jacobson had eight and Wigginton and Horton-Tucker six. ISU was 9-for-12 at the free-throw line at halftime and TTU was only 1-for-2. The Red Raiders started the game 3-for-8 from the field, while the Cyclones were also struggling with a 2-for-8 start from the field.

ISU 68 • 13-4, 3-2		Official Basketball Box Score -- Game Totals -- Final Statistics												
		ISU vs Texas Tech												
		1/16/19 8:00 pm at Lubbock, Tx (United Supermarkets Arena)												
ISU 68 • 13-4, 3-2														
##	Player	Total FG-FGA	3-Ptr FG-FGA	FT-FTA	Rebounds Off	Rebounds Def	Rebounds Tot	PF	TP	A	TO	Bk	Stl	Min
01	Weiler-Babb, Nick	* 5-8	1-2	0-0	0	5	5	4	11	0	3	1	1	36
03	Shayok, Marial	* 6-13	3-6	5-6	0	6	6	4	20	1	2	0	0	35
11	Horton-Tucker, Talen	* 3-9	0-4	1-4	0	8	8	1	7	3	1	0	1	24
12	Jacobson, Michael	* 6-10	0-2	2-3	3	7	10	4	14	0	1	2	1	26
22	Haliburton, Tyrese	* 1-3	0-2	0-0	0	2	2	0	2	6	0	3	0	35
04	Conditt IV, George	1-1	0-0	1-2	0	1	1	2	3	1	0	0	1	14
05	Wigginton, Lindell	3-12	1-5	4-4	1	5	6	1	11	2	1	0	2	30
Team					1	0	1							
Totals		25-56	5-21	13-19	5	34	39	16	68	13	9	6	6	200
FG % 1st Half: 14-31 45.2%		2nd half: 11-25 44.0%		Game: 25-56 44.6%		Deadball Rebounds: 5								
3FG % 1st Half: 4-16 25.0%		2nd half: 1-5 20.0%		Game: 5-21 23.8%										
FT % 1st Half: 9-12 75.0%		2nd half: 4-7 57.1%		Game: 13-19 68.4%										
Texas Tech 64 • 15-2, 4-1														
##	Player	Total FG-FGA	3-Ptr FG-FGA	FT-FTA	Rebounds Off	Rebounds Def	Rebounds Tot	PF	TP	A	TO	Bk	Stl	Min
11	Owens, Tariq	* 3-5	0-0	1-2	1	4	5	1	7	1	1	3	2	29
13	Mooney, Matt	* 4-9	0-3	0-0	0	2	2	4	8	1	2	0	0	29
23	Culver, Jarrett	* 7-21	1-3	5-10	4	12	16	1	20	1	5	0	2	39
25	Moretti, Davide	* 4-9	2-5	0-0	0	0	0	2	10	1	0	0	0	38
32	Odiase, Norense	* 2-5	0-0	0-0	3	2	5	2	4	0	0	1	0	17
00	Edwards, Kyler	4-7	1-3	0-3	1	3	4	1	9	2	1	0	0	19
01	Francis, Brandone	2-7	2-4	0-0	0	2	2	4	6	0	0	1	0	27
21	Moore, Khavon	0-0	0-0	0-0	0	0	0	0	0	0	0	0	0	2
Team					0	3	3							
Totals		26-63	6-18	6-15	9	28	37	15	64	6	9	5	4	200
FG % 1st Half: 15-32 46.9%		2nd half: 11-31 35.5%		Game: 26-63 41.3%		Deadball Rebounds: 3								
3FG % 1st Half: 2-10 20.0%		2nd half: 4-8 50.0%		Game: 6-18 33.3%										
FT % 1st Half: 1-2 50.0%		2nd half: 5-13 38.5%		Game: 6-15 40.0%										
Officials: Ray Natili, Rick Crawford, Bert Smith														
Technical fouls: ISU-None. Texas Tech-None.														
Attendance: 15098														
Score by periods				1st	2nd	Total								
ISU				41	27	68								
Texas Tech				33	31	64								
				Points	In Paint	Off T/O	2nd Chance	Fast Break	Bench					
				ISU	30	10	4	12	14					
				TTU	36	6	6	5	15					
Last FG - ISU 2nd-01:01, TTU 2nd-00:09.														
Largest lead - ISU by 10 2nd-18:18, TTU by 4 1st-17:01.														
Score tied - 6 times.														
Lead changed - 4 times.														

(15-3) RED RAIDERS TAKE SECOND STRAIGHT LOSS WITH 11-POINT DEFEAT AT BAYLOR

WACO, Texas – No. 8-ranked Texas Tech committed 17 turnovers and saw Baylor hit 11 3-pointers as the Red Raiders fell 73-62 in Big 12 Conference play on Saturday at the Ferrell Center.

Texas Tech (15-3, 4-2 Big 12) led by as many as 13 in the first half, but lost for the second straight game for the first time this season after starting the week with a loss to Iowa State. Baylor (11-6, 3-2 Big 12) has now won two in a row after going on the road and knocking off Oklahoma State on Monday and improved to 8-3 at home with the win. The 11 3-pointers by the Bears were the most by a TTU opponent this season.

“We had too many turnovers,” Texas Tech coach Chris Beard said. “It was like we were just going down the court and handing the ball over to Baylor. Today they beat us with the 3-point shot, we turned the ball over too much and they out-rebounded us. You just can’t hand the ball to the other team 17 times and expect to win on the road against a really good coach and a really good team.”

The Red Raiders will now play at Kansas State at 6 p.m. on

Tuesday before returning home to host Arkansas at 5 p.m. on Saturday, Jan. 26 at the United Supermarkets Arena. TTU earned a 63-57 win over the Wildcats in the first meeting between the two teams on Jan. 5 in Lubbock, but KSU has now won four straight after 65-55 win over TCU on Saturday.

Jarrett Culver led the Red Raiders with 19 points, nine rebounds and five assists in the game, while Brandone Francis scored a season-high 14 points after hitting three 3-pointers in the second half and also making three free throws. Davide Moretti scored in double-figures for the sixth straight conference game with 13 points, including going 6-for-7 at the free-throw line and Tariq Owens provided eight points and six rebounds. Culver, who had three steals but also seven turnovers, would score the last nine points of the game for the Red Raiders and is now averaging 17.2 points and 10.0 rebounds per game in Big 12 play this season.

Texas Tech finished the game shooting 46.7 percent from the field and was 15-for-19 at the free-throw line, but struggled with possession with 17 turnovers and stopping the Bears from beyond the arc. Baylor finished the game 11-for-29 on 3-pointers, including Makai Mason going 4-for-7 for 16 points and King McClure and Jared Butler

hitting two each. Butler led the Bears with 19 points and also had five assists, while Mark Vital led the team with eight rebounds to go along with five assists and six points.

Texas Tech made a 11-0 run to cut it to 55-53 with six minutes after Francis converted an and-one after a 3-pointer for a quick six points to get as close as it would to making a second-half comeback. Baylor responded though with Butler hitting a 3-pointer, the 11th of the game for the Bears, and then a jumper to take a 60-53 lead with 3:46 remaining. Culver would hit a 3-pointer and a tough shot in the lane to cut it to 63-58 with two minutes to play. He’d answer a Baylor basket with another layup, but the Bears would continue hitting free throws with Makai Mason and Freddie Gillespie both going 4-for-4 at the line in the final two minutes. BU was 14-for-16 at the free-throw line in the second half, while TTU went 5-for-7.

“We are just going to continue to fight and scrap,” Beard said. “These games are tough to win. Today I’m just disappointed. I thought we beat ourselves in a lot of ways.”

Baylor started the second half on a 6-0 to take an eight-point lead before Culver made the first Red Raider basket of the half. The Bears started the second half shooting 3-for-4 from the field three minutes in and were 2-for-2 at the free-throw line after not getting there for the first 20 minutes. Texas Tech trailed 50-42 with 11 minutes remaining after a McClure 3-pointer that gave the Bears 10 3s for the game. Baylor was on another run, this time 8-0, before Moretti was fouled shooting a 3-pointer and made all three to cut the deficit to 55-45 with eight minutes to play.

Texas Tech trailed 33-31 after leading by as many as 13 in the first half against Baylor which made its comeback by hitting seven 3-pointers and closing the half on a 9-2 run. Moretti led the Red Raiders with eight points in the opening half, while Culver had six points, four assists, four rebounds and three steals. TTU was 9-for-21 from the field with three 3-pointers and Baylor was 13-for-34 with its seven 3-pointers. The Red Raiders were 10-for-12 from the free-throw line but had eight turnovers, while Baylor did not take a free throw in the first 20 minutes of play but led two fewer turnovers and four more 3-pointers.

Francis finished the first half with seven points, including two straight 3-pointers to give the Red Raiders a 19-7 that capped 13-3 run. Texas Tech started the game shooting 7-for-9 from the field and led 19-10 eight minutes with Baylor shooting 4-for-13. Mason was leading BU at halftime with nine points after going 3-for-4 on 3-pointers, while McClure had eight on two 3s.

Texas Tech and Baylor will play again on Saturday, Feb. 16 at the United Supermarkets Arena.

Official Basketball Box Score -- Game Totals -- Final Statistics															
Texas Tech vs Baylor															
01/19/19 5:00 pm CT at Waco, Texas (Ferrell Center)															
Texas Tech 62 • 15-3, 4-2 #8/9															
##	Player	Total			Rebounds			PF	TP	A	TO	Blk	Stl	Min	
		FG	FGA	FT	FTA	Off	Def								Tot
11	Owens, Tariq	f	2-4	0-0	4-4	4	2	6	5	8	1	1	1	0	30
32	Odiase, Norense	c	0-1	0-0	0-0	0	2	2	0	0	0	1	2	0	15
13	Mooney, Matt	g	1-6	0-3	0-1	0	1	1	3	2	1	3	0	1	28
23	Culver, Jarrett	g	9-16	1-4	0-0	1	8	9	2	19	5	7	0	3	37
25	Moretti, Davide	g	3-4	1-2	6-7	0	3	3	1	13	2	2	0	3	37
00	Edwards, Kyler		1-5	0-2	2-2	0	2	2	1	4	2	1	0	1	21
01	Francis, Brandone		4-8	3-4	3-5	1	1	2	4	14	0	1	0	0	23
03	Corprew, Deshawn		1-1	0-0	0-0	1	0	1	2	2	1	1	0	0	8
10	Ondigo, Malik		0-0	0-0	0-0	0	0	0	0	0	0	0	0	0	1
Team						1	2	3							
Totals			21-45	5-15	15-19	8	21	29	18	62	12	17	3	8	200
FG % 1st Half: 9-21 42.9%		2nd half: 12-24 50.0%		Game: 21-45 46.7%		Deadball Rebounds									
3FG % 1st Half: 3-7 42.9%		2nd half: 2-8 25.0%		Game: 5-15 33.3%		1									
FT % 1st Half: 10-12 83.3%		2nd half: 5-7 71.4%		Game: 15-19 78.9%											
Baylor 73 • 11-6, 3-2															
##	Player	Total			Rebounds			PF	TP	A	TO	Blk	Stl	Min	
		FG	FGA	FT	FTA	Off	Def								Tot
11	Vital, Mark	f	3-5	0-0	0-1	5	3	8	0	6	5	5	0	0	23
25	Kegler, Mario	f	4-8	1-3	0-0	1	4	5	3	9	0	1	0	0	21
03	McClure, King	g	3-9	2-5	0-0	1	5	6	2	8	4	2	0	4	37
10	Mason, Makai	g	4-10	4-7	4-4	0	0	0	4	16	2	1	0	0	32
20	Butler, Jared	g	7-15	2-8	3-3	1	0	1	2	19	5	1	0	3	29
00	Thamba, Flo		0-0	0-0	1-2	0	2	2	2	1	0	2	0	1	16
21	Mayer, Matthew		0-2	0-2	0-0	0	1	1	1	0	0	0	0	1	3
22	Bandoo, Devonte		2-7	2-4	2-2	0	1	1	0	8	0	0	1	0	19
31	Gillespie, Freddie		1-2	0-0	4-4	2	3	5	3	6	0	1	0	1	20
Team						2	0	2							
Totals			24-58	11-29	14-16	12	19	31	17	73	16	13	1	10	200
FG % 1st Half: 13-34 38.2%		2nd half: 11-24 45.8%		Game: 24-58 41.4%		Deadball Rebounds									
3FG % 1st Half: 7-18 38.9%		2nd half: 4-11 36.4%		Game: 11-29 37.9%		3									
FT % 1st Half: 0-0 0.0%		2nd half: 14-16 87.5%		Game: 14-16 87.5%											
Officials: Larry Spaulding, Michael Greenstein, Chance Moore															
Technical fouls: Texas Tech-None. Baylor-None.															
Attendance: 9018															
Fouled Out: TTU #11 Owens 1:12															
Score by periods				1st	2nd	Total									
Texas Tech				31	31	62									
Baylor				33	40	73									
Points		In	Off	2nd	Fast	Bench									
TTU		24	18	2	4	20									
BU		26	13	11	6	15									
Last FG - TTU 2nd-01:20, BU 2nd-03:23.															
Largest lead - TTU by 13 1st-10:29, BU by 13 2nd-08:13.															
Score tied - 2 times.															
Lead changed - 1 time.															

(15-4) RED RAIDERS GO COLD IN MANHATTAN

MANHATTAN, Kan. — Kansas State earned a 58-45 Big 12 Conference win over No. 14 Texas Tech on Tuesday after shooting 46.3 percent from the field and limiting the Red Raiders to a season-low 32.7 percent at the Bramlage Coliseum.

The Red Raiders (15-4, 4-3 Big 12) won the first matchup against the Wildcats by a 63-57 margin on Jan. 5 in Lubbock, but have now lost three in a row with KSU (15-4, 5-2) shooting the highest percentage an opponent has this season against them. The Wildcats have won five in a row since dropping the decision at TTU.

Jarrett Culver led the Red Raiders with 17 points, seven rebounds and five steals, while Tariq Owens added 12 points with two 3-pointers. Davide Moretti also had two 3-pointers and finished with six and five players scored two points each. Texas Tech finished the game shooting 16-for-49 from the field and were only 5-for-23 on 3-pointers. KSU was 19-for-41 from the field and also went 15-for-22 from the free-throw line as it improved to 10-1 at home.

“First of all it is about K-State’s defense,” Texas Tech coach

Chris Beard said. “One team this year has broken 70 on them. We knew it was going to be a difficult game to score so we set up a game plan. We have to score on different levels to play against teams like this. You have to get some points off your fast break and we had very few. We had to get points off our secondary break. We had very few. You have to score points off your defense and we had a few in the first half. I thought our guys were dialed in and played really hard in the first half. We just did not make enough shots.”

Barry Brown led KSU with 15 points and seven rebounds, while Dean Wade had 13 points.

Texas Tech trailed by eight at halftime and wouldn’t be able to cut the deficit to under six throughout the second half. A Moretti 3-pointer made it 51-43, but besides a Culver layup with 30 seconds remaining that was all the Red Raiders were able to score against the Wildcats. TTU would go 8-for-25 (32 percent) in the second half and were only 2-for-3 at the free-throw line in the second half.

Moretti had also stopped a 7-0 run by KSU by hitting a 3-pointer with 10 minutes to play followed by two Culver free throws to cut the deficit to eight at the 9:35 mark. That margin stuck until KSU’s Dean Wade hit two free

throws with 6:42 to play for a 48-38 game followed by a Stokes 3-pointer. Matt Mooney would respond for the Red Raiders with his first basket of the game and the first Red Raider points in four minutes to make it 51-40 with 5:37 but the team was unable to continue momentum.

Down eight at halftime, the Red Raiders stayed in the game early in the second half with Culver making a pair of jumpers and Owens hitting his second 3-pointer of the game to make it 39-33 with 16 minutes to play. The Wildcats would push it to nine though with Mike McGuirl hitting a 3-pointer and then had a 44-33 lead on a Barry Brown layup with 11:06 on the clock. The Red Raiders were 4-for-10 from the field with three turnovers in the opening nine minutes of the second half before Moretti’s 3-pointer stopped KSU’s run and made it 46-36 with 10 minutes to play.


Texas Tech trailed 32-24 at halftime after being limited to 8-for-24 shooting (33.3 percent) from the field and going 2-for-9 on 3-pointers. Culver led the Red Raiders with nine points and five rebounds in the half, while Owens had seven points and Corprew added three rebounds. Owens, who came off the bench for the first time this season, scored seven of the first 11 points for the Red Raiders in the game. Brown led Kansas State with 11 points and three rebounds in the opening half where the Wildcats were 12-for-22 from the field and had a 15-11 rebounding advantage.

“They made shots,” Beard said. “They were very aggressive, they got to the free throw line and late in the game when we were trying to come back from a deficit they got good looks. If you look at the first 32 minutes or so we played okay defense. K-State was really hitting shots tonight.”

Kansas State started the contest on a 7-2 run with the Red Raiders committing three turnovers and going 1-for-5 from the field. TTU stopped that run coming out of a timeout with Mooney lobbing a pass up to Owens for a dunk followed by Owens hitting his third 3-pointer of the season to tie the game. The Red Raiders were on a 7-0 run of their own with a pair of Francis free throws for their first lead of the game.

Texas Tech led 15-13 on a Deshawn Corprew tip-in with 10:09 remaining in the first half but would not make a basket again until a Culver 3-pointer with 1:38 to play in the half. KSU went on a 15-3 run during that time with the Red Raiders going 1-for-9 from the field. A pair of Culver free throws and Edwards going 1-for-2 at the line was all the Red Raiders scored during the stretch before the 3. Culver would made a layup with 1:08 to play and Edwards hit one of two free throws for the final points of the first half. The Red Raiders would go into the locker room at halftime trailing for the sixth time in seven conference games this season.

Texas Tech will return to action against Arkansas at 5 p.m. on Saturday in the Big 12/SEC Challenge at the United Supermarkets Arena.



Official Basketball Box Score -- Game Totals -- Final Statistics
Texas Tech vs Kansas State
 01/22/19 6:01 p.m. CT at Manhattan, Kan. - Bramlage Coliseum

Texas Tech 45 • 15-4 (4-3)

##	Player	Total FG-FGA	3-Ptr FG-FGA	FT-FTA	Rebounds			PF	TP	A	TO	Blk	Stl	Min
					Off	Def	Tot							
32	Odiase, Norene	f 1-1	0-0	0-0	2	0	2	3	2	0	1	0	0	8
01	Francis, Brandone	g 0-3	0-1	2-2	1	0	1	2	2	1	3	0	0	27
13	Mooney, Matt	g 1-9	0-4	0-0	0	1	1	3	2	3	0	0	2	28
23	Culver, Jarrett	g 6-16	1-6	4-5	0	7	7	3	17	3	3	0	5	37
25	Moretti, Davide	g 2-6	2-5	0-0	0	2	2	2	6	0	3	0	2	33
00	Edwards, Kyler	0-3	0-2	2-4	1	0	1	2	2	0	0	0	0	19
03	Corprew, Deshawn	1-3	0-1	0-0	1	3	4	1	2	0	1	1	0	15
11	Owens, Tariq	5-8	2-4	0-0	2	4	6	3	12	0	1	1	1	33
Team					0	1	1			1				
Totals		16-49	5-23	8-11	7	18	25	19	45	7	13	2	10	200
FG % 1st Half: 8-24 33.3%		2nd half: 8-25 32.0%		Game: 16-49 32.7%		Deadball Rebounds 2,1								
3FG % 1st Half: 2-9 22.2%		2nd half: 3-14 21.4%		Game: 5-23 21.7%										
FT % 1st Half: 6-8 75.0%		2nd half: 2-3 66.7%		Game: 8-11 72.7%										

Kansas State 58 • 15-4 (5-2)

##	Player	Total FG-FGA	3-Ptr FG-FGA	FT-FTA	Rebounds			PF	TP	A	TO	Blk	Stl	Min
					Off	Def	Tot							
14	MAWIEN, Makol	f 3-6	0-0	1-2	0	4	4	2	7	0	1	0	1	22
20	SNEED, Xavier	f 2-3	1-2	0-0	1	5	6	4	5	0	4	0	1	26
32	WADE, Dean	f 3-6	0-1	7-8	0	4	4	1	13	1	2	0	1	34
03	STOKES, Kamau	g 1-6	1-2	5-5	0	3	3	3	8	3	2	0	1	31
05	BROWN, Barry	g 6-11	2-7	1-5	2	5	7	1	15	1	2	0	3	38
00	McGUIRL, Mike	4-9	1-5	0-0	2	0	2	2	9	1	1	0	1	29
01	NEAL-WILLIAMS, Shau	0-0	0-0	0-0	0	0	0	0	0	0	0	0	0	1
02	DIARRA, Cartier	0-0	0-0	1-2	0	2	2	3	1	0	4	0	0	8
34	STOCKARD III, Levi	0-0	0-0	0-0	1	2	3	0	0	1	0	0	0	11
Team					0	2	2			1				
Totals		19-41	5-17	15-22	6	27	33	16	58	7	17	0	8	200
FG % 1st Half: 12-22 54.5%		2nd half: 7-19 36.8%		Game: 19-41 46.3%		Deadball Rebounds 4								
3FG % 1st Half: 2-9 22.2%		2nd half: 3-8 37.5%		Game: 5-17 29.4%										
FT % 1st Half: 6-8 75.0%		2nd half: 9-14 64.3%		Game: 15-22 68.2%										

Officials: Doug Simmons, Michael Stephens, Tony Padilla
 Technical fouls: Texas Tech-None. Kansas State-None.
 Attendance: 11134

Score by periods	1st	2nd	Total
Texas Tech	24	21	45
Kansas State	32	26	58

	In Paint	Off T/O	2nd Chance	Fast Break	Bench
Points					
TTU	20	10	6	2	16
KS	18	16	10	4	10

Last FG - TTU 2nd-00:27, KS 2nd-01:32.
 Largest lead - TTU by 2 1st-13:08, KS by 15 2nd-01:32.
 Score tied - 6 times.
 Lead changed - 4 times.

(16-4) RED RAIDERS EARN WIN OVER RAZORBACKS IN THE SEC/BIG 12 CHALLENGE; EXTEND NON-CONFERENCE WINNING STREAK TO 47 GAMES

LUBBOCK, Texas – Davide Moretti scored a career-high 21 points and Jarrett Culver added four 3-pointers to help lead No. 14 Texas Tech to a 67-64 SEC/Big 12 Challenge win over Arkansas on Saturday at the United Supermarkets Arena. The win helped the Big 12 to a 6-4 win in the challenge and snapped a three-game losing streak.

The Red Raiders (16-4) have now won 47 straight non-conference home games, are 40-39 in their all-time series with the Razorbacks (11-8) that started in 1942 and improved to 12-1 in non-conference play this season. TTU trailed at halftime for the ninth time this season, but responded with its seventh win in that situation after limiting turnovers in the second half and shooting 10-for-19 on 3-pointers and 51.2 percent overall in the game.

“I think you have to give Arkansas a lot of credit, but I do think our guys showed a lot of grit to come back after being down at half time and finding a way to win, when it really wasn’t our best night,” Texas Tech coach Chris Beard said. “I’m happy for our players. I think we beat a really

good team and a team that is in a fight for the NCAA tournament.”

Texas Tech will return to action against TCU at 8 p.m. on Monday at the USA in the ESPN Big Monday matchup. The Red Raiders are 2-1 at home in conference game this season, while the Horned Frogs (15-4) is coming off a 55-50 win over Florida in their SEC/Big 12 Challenge.

Culver would score 12 of his 15 points in the second half and finished the game 4-for-5 on 3-pointers and also added four assists and three steals. Moretti, who had a previous career-high of 19 points earlier this season at home against Kansas State, would go 6-for-9 from the field with three 3-pointers for his 21 points for the Red Raiders who improve to 11-1 at home this season. Culver’s first 3-pointer of the second half came on the first possession, tying the game at 33-33 and Matt Mooney would hit another to give Texas Tech a 42-40 lead three minutes into the half. Another 3 by Culver followed by one from Moretti gave the Red Raiders a six-point advantage before Culver made it 52-42 with his fourth of the game.

Texas Tech had its largest lead of the game at 12 when Norens Odiase pulled down an offensive rebound and scored on a dunk with eight minutes remaining before

Arkansas started chipping at the lead. The Razorbacks had it down to four with 4:10 to play on a Mason Jones layup and it was at three with Daniel Gafford making another layup with 1:34 on the clock. A free throw by Embery-Simpson cut it to two before Culver made one free throw on the offensive side of the court and then a steal with six seconds remaining on defense. Moretti would hit a pair of free throws with five seconds on the clock to push the lead to five in a game that ended with a three-point margin after a Harris layup as time expired for the Razorbacks. Moretti finished the game 6-for-7 from the free-throw line, while the Red Raiders were 13-for-19 as a team from the line.

Mooney would finish the game with 12 points, including going off for nine in the second half. He was 4-for-8 from the field, 3-for-4 at the free-throw line and also had two assists. Tyler Edwards would add seven points, Brandone Francis had five and Odiase led the team with seven rebounds to take his career total to 486. The Red Raiders had only six turnovers in the second half after committing 15 in the first half and shot over 50 percent for the sixth time this season. The 10 3-pointers matched a season-best after they also had 10 against Northern Colorado earlier this season.

Gafford led the Razorbacks with 14 points and added five rebounds, while Harris and Mason Jones each had 11. Arkansas shot 43.8 percent from the field in the game but was limited to 4-for-19 on 3-pointers and was 18-for-26 at the free-throw line.

Texas Tech trailed 33-30 at halftime with Jalen Harris hitting a 3-point buzzer beater to give the Razorbacks the lead. The Red Raiders were shooting 11-for-20 (55 percent) at half but also had 15 turnovers, while Arkansas was shooting 40.7 percent from the field, was 8-for-9 at the free-throw line and had nine turnovers. Moretti led the Red Raiders with 14 points after going 5-for-7 from the field with two 3-pointers and Francis had five points off the bench. TTU was 5-for-10 on 3-pointers in the opening half, while the Razorbacks were 3-for-10. Harris was leading Arkansas with nine points after his shot to end the half.

“Definitely feels great to get a win, Arkansas is a real good team so it feels good to get a win against them, but at the same time we got a lot of work to do to get better,” Mooney said. “TCU is a real good team so we really can’t celebrate for too long for this one because they are coming up in less than 48 hours, but it feels good right now.”

Official Basketball Box Score -- Game Totals -- Final Statistics														
Arkansas vs Texas Tech														
1/26/19 5 p.m. at Lubbock, Tx (United Supermarkets Arena)														
Arkansas 64 • 11-8														
##	Player	Total FG-FGA	3-Ptr FG-FGA	FT-FTA	Rebounds			PF	TP	A	TO	Blk	Stl	Min
01	JOE, Isaiah	* 1-6	0-5	3-3	0	0	0	2	5	1	1	0	2	29
02	BAILEY, Adrio	* 3-4	0-0	2-4	0	2	2	0	8	1	1	0	2	24
05	HARRIS, Jalen	* 4-12	1-3	2-2	0	1	1	2	11	2	3	1	3	34
10	GAFFORD, Daniel	* 6-6	0-0	2-5	2	3	5	3	14	0	2	1	0	26
13	JONES, Mason	* 3-8	2-6	3-4	0	3	3	5	11	1	0	0	1	27
00	SILLS, Desi	1-2	0-1	1-2	0	2	2	1	3	0	2	0	0	8
11	EMBERY-SIMPSON, K.	1-5	0-3	3-4	0	1	1	3	5	1	1	0	2	26
22	OSABUOHIEN, Gabe	1-3	1-1	0-0	1	1	2	1	3	0	3	0	0	14
35	CHANEY, Reggie	1-2	0-0	2-2	2	1	3	3	4	0	2	0	0	12
Team					4	4	8							
Totals		21-48	4-19	18-26	9	18	27	20	64	6	17	2	10	200
FG % 1st Half: 11-27 40.7%		2nd half: 10-21 47.6%		Game: 21-48 43.8%		Deadball Rebounds 7								
3FG % 1st Half: 3-10 30.0%		2nd half: 1-9 11.1%		Game: 4-19 21.1%										
FT % 1st Half: 8-9 88.9%		2nd half: 10-17 58.8%		Game: 18-26 69.2%										
Texas Tech 67 • 16-4														
##	Player	Total FG-FGA	3-Ptr FG-FGA	FT-FTA	Rebounds			PF	TP	A	TO	Blk	Stl	Min
11	Owens, Tariq	* 1-1	0-0	0-0	1	2	3	5	2	2	1	3	0	21
13	Mooney, Matt	* 4-8	1-2	3-4	2	1	3	0	12	2	5	0	0	29
23	Culver, Jarrett	* 5-12	4-5	1-4	0	3	3	3	15	4	4	0	3	36
25	Moretti, Davide	* 6-9	3-6	6-7	1	1	2	4	21	2	1	0	1	32
32	Odiase, Norens	* 1-1	0-0	0-0	1	6	7	4	2	1	4	1	0	23
00	Edwards, Tyler	2-5	0-1	3-4	0	2	2	1	7	1	2	0	1	16
01	Francis, Brandone	2-5	1-3	0-0	0	2	2	2	5	1	1	0	0	29
03	Corprew, Deshawn	1-2	1-2	0-0	0	2	2	2	3	1	0	0	0	13
24	Benson, Avery	0-0	0-0	0-0	0	0	0	0	0	0	0	0	0	1
Team					1	0	1							
Totals		22-43	10-19	13-19	6	19	25	21	67	14	21	4	5	200
FG % 1st Half: 11-20 55.0%		2nd half: 11-23 47.8%		Game: 22-43 51.2%		Deadball Rebounds 3								
3FG % 1st Half: 5-10 50.0%		2nd half: 5-9 55.6%		Game: 10-19 52.6%										
FT % 1st Half: 3-6 50.0%		2nd half: 10-13 76.9%		Game: 13-19 68.4%										
Officials: Ray Natili, Darron George, Marques Pettigrew														
Technical fouls: Arkansas-None. Texas Tech-None.														
Attendance: 14290														
Score by periods				1st	2nd	Total								
Arkansas				33	31	64								
Texas Tech				30	37	67								
Points		In Paint	Off T/O	2nd Chance	Fast Break	Bench								
AR		28	25	11	4	15								
TTU		16	26	2	2	15								
Last FG - AR 2nd-00:01, TTU 2nd-07:41.														
Largest lead - AR by 3 1st-00:01, TTU by 12 2nd-08:28.														
Score tied - 5 times.														
Lead changed - 6 times.														

(17-4) RED RAIDERS EARN 19-POINT WIN OVER HORNED FROGS TO IMPROVE TO 5-3 IN BIG 12 PLAY

LUBBOCK, Texas – Matt Mooney and Jarrett Culver scored 18 points each, Tariq Owens added 17 and No. 16-ranked Texas Tech limited its turnovers to seven in an 84-65 win over TCU after establishing a 16-point halftime lead on Monday at the United Supermarkets Arena.

The Red Raiders (17-4, 5-3 Big 12) finished the game shooting 54.2 percent, were 9-for-21 on 3-pointers (42.9 percent), recorded 20 assists and finished with a rebounding advantage over the Horned Frogs (15-5, 3-4 Big 12). TTU, which led 43-27 at halftime in the first ESPN Big Monday showcase in Lubbock since 2006, improved to 12-1 at home this season with the win and stopped a three-game conference losing streak.

Davide Moretti recorded a career-high seven assists and scored 11 points two days after scoring a career-high 21 points against Arkansas. He also led the team with three 3-pointers and now has 34 for the season. Culver scored 12 of his 18 points in the second half and led the team with seven rebounds, while Owens was one point off of his season-high after going 7-for-9 from the field along with adding six rebounds. Owens scored the opening

points of the game on an alley-oop pass from Mooney and hit two 3-pointers for the second straight game. Mooney finished the game 7-for-12 from the field and also had five assists. Mooney now has five games with five or more assists for the Red Raiders who now have four games this season with 20 or more assists.

“I’m happy for our players because I think we beat a really good team tonight,” said Texas Tech coach Chris Beard who is now 45-5 at home during his three years leading the program. “They are an NCAA tournament team that is a big part of the fight this year in the Big 12. I have a lot of respect for them. I think we played one of our better games of the season.”

Kyler Edwards added eight points with two 3-pointers, while Deshawn Corprew had six rebounds and five points off the bench. Culver has now scored 803 points in his career, reached double-figures in 20 of 21 games this season and leads the Red Raiders with 18.5 points, 6.9 rebounds and 3.9 assists per game. TCU’s Kevin Samuel recorded a double-double with 10 points and 12 rebounds and Kouat Noi led the Horned Frogs with 17 points. TCU shot 45.7 percent from the field, the second highest against Tech this season, but would commit 13 turnovers and couldn’t keep up with the Red Raiders who finished

11-for-14 at the free-throw line.

“There’s a real statistical part of basketball,” Beard said. “Tonight we shot over 50 percent, over 40 from 3 and had a low-turnover game and outrebounded them. Then we found a balance we needed with four guys in double-figures and then Kyler right there under 10. If we can get that kind of balance scoring, take care of the basketball and guard then I think we are one of the best teams in the country.”


The Red Raiders would maintain and build on their 16-point halftime advantage throughout the second half, leading by a 57-40 margin on after a Moretti 3-pointer five minutes into the half. TCU would trim its deficit to 10 on a dunk by Kevin Samuel with 9:05 to play before the Red Raiders pushed it back to 15 on a jumper by Edwards and a pair of baskets from Culver. TTU would put the final touches on the impressive win with Owens throwing down a dunk off an assist from Culver before Culver put the exclamation point on the game with a dunk to make it 80-60 with 3:16 remaining.

Texas Tech led 43-27 after hitting seven 3-pointers and committing only three turnovers. Mooney led the Red Raiders with 10 points at halftime after going 4-for-7 from the field and also had four assists, while Edwards was 2-for-3 on 3-pointers and had six points. Moretti also had two 3s and had eight points at the break for the Red Raiders who led at halftime for the first time in six games. The Red Raiders went on a 10-0 run early to take a 12-6 lead after a Mooney jumper and 3-pointers from Brandone Francis and Owens.

The 43 first-half points were tied for the second most in the opening half this season with the team scoring 53 in a win over Northwestern State and also having 43 Mississippi Valley State and Northern Colorado.

“You have to come ready to play with heart, effort and together,” Beard said. “We normally do that. And then you have to play well. Tonight we played really well against a really good TCU team.”

Texas Tech will return to action against No. 11 Kansas at 3 p.m. on Saturday in Lawrence, Kansas. The Red Raiders earned their first-ever win on the Jayhawks home court last year with an 85-73 victory on Jan. 2, 2018. TTU is 1-17 all-time in Lawrence going into this weekend’s contest that will be broadcasted on CBS.



Official Basketball Box Score -- Game Totals -- Final Statistics
TCU vs Texas Tech
 1/28/19 8:00 PM at Lubbock, Tx (United Supermarkets Arena)

TCU 65 • 15-5, 3-4

##	Player	Total			3-Ptr			Rebounds			PF	TP	A	TO	Bik	Stl	Min
		FG	FGA	FT	FTA	FG	FGA	FT	FTA	Off							
01	BANE, Desmond	* 5	11	3	6	0	0	0	3	3	3	13	3	2	0	1	34
12	NOI, Kouat	* 4	9	2	5	7	10	0	2	2	2	17	1	0	0	1	29
15	MILLER, JD	* 2	4	0	1	4	5	2	3	5	2	8	1	2	2	0	28
21	SAMUEL, Kevin	* 4	4	0	0	2	4	5	7	12	0	10	1	1	1	1	32
25	ROBINSON, Alex	* 3	8	1	2	0	1	0	3	3	3	7	1	2	0	1	30
05	DAVIS, Kendric	* 3	5	0	1	4	4	0	2	2	3	10	2	3	0	0	24
11	MAYEN, Lat	* 0	1	0	1	0	0	0	0	0	1	0	0	1	0	1	7
22	NEMBARD, RJ	* 0	4	0	2	0	0	0	0	0	1	0	0	2	1	0	13
34	BARLOW, Russell	* 0	0	0	0	0	0	0	0	0	1	0	0	0	0	0	3
Team								1	0	1							
Totals			21-46		6-18		17-24	8	20	28	16	65	9	13	4	5	200
FG % 1st Half:		8-21	38.1%	2nd half:		13-25	52.0%	Game:		21-46	45.7%					Deadball Rebounds	
3FG % 1st Half:		2-10	20.0%	2nd half:		4-8	50.0%	Game:		6-18	33.3%					2	
FT % 1st Half:		9-10	90.0%	2nd half:		8-14	57.1%	Game:		17-24	70.8%						

Texas Tech 84 • 17-4, 5-3

##	Player	Total			3-Ptr			Rebounds			PF	TP	A	TO	Bik	Stl	Min
		FG	FGA	FT	FTA	FG	FGA	FT	FTA	Off							
11	Owens, Tariq	* 7	9	2	2	1	2	2	4	6	4	17	1	1	1	0	30
13	Mooney, Matt	* 7	12	0	1	4	5	0	1	1	1	18	5	1	0	0	35
23	Culver, Jarrett	* 7	17	0	6	4	5	2	5	7	2	18	4	1	0	1	33
25	Moretti, Davide	* 4	7	3	4	0	0	0	2	2	3	11	7	0	0	1	37
32	Odiase, Norense	* 1	1	0	0	2	2	3	2	5	4	4	0	2	0	0	14
00	Edwards, Kyler	* 3	6	2	4	0	0	0	2	2	2	8	1	0	1	1	21
01	Francis, Brandone	* 1	4	1	3	0	0	0	1	1	0	3	2	0	0	0	19
03	Corprew, Deshawn	* 2	3	1	1	0	0	1	5	6	1	5	0	2	0	0	11
Team								1	0	1							
Totals			32-59		9-21		11-14	9	22	31	17	84	20	7	2	3	200
FG % 1st Half:		16-33	48.5%	2nd half:		16-26	61.5%	Game:		32-59	54.2%					Deadball Rebounds	
3FG % 1st Half:		7-16	43.8%	2nd half:		2-5	40.0%	Game:		9-21	42.9%					1	
FT % 1st Half:		4-5	80.0%	2nd half:		7-9	77.8%	Game:		11-14	78.6%						

Officials: Joe DeRosa, Mike Roberts, Tom Eades
 Technical fouls: TCU-None. Texas Tech-None.
 Attendance: 12736

Score by periods	1st	2nd	Total
TCU	27	38	65
Texas Tech	43	41	84

	In Paint	Off T/O	2nd Chance	Fast Break	Bench
TCU	28	8	11	2	10
TTU	30	23	9	6	16

Last FG - TCU 2nd-02:58, TTU 2nd-00:19.
 Largest lead - TCU by 4 1st-17:35, TTU by 20 2nd-03:16.
 Score tied - 1 time.
 Lead changed - 2 times.

(17-5) RED RAIDERS TAKES ROAD LOSS AT KANSAS

LAWRENCE, Kansas – Texas Tech trailed by 20 at halftime against No. 11 Kansas and could never get a comeback going as the No. 16 Red Raiders took a 79-63 loss at the midpoint of their Big 12 Conference schedule on Saturday at Allen Fieldhouse.

Texas Tech (17-5, 5-4 Big 12) had a two-game winning streak end, while the Jayhawks (17-5, 6-3 Big 12) snapped a two-game skid after hitting a season-high 13 3-pointers against the Red Raiders. TTU was limited to 34.4 percent shooting, including going 6-for-28 on 3-pointers while Kansas made nine first-half 3-pointers and shot 45.8 percent from the field. Tariq Owens led Tech with his second double-double of the season after going for 12 points and 10 rebounds, while Davide Moretti had three 3-pointers for the third straight game and led the team with 14 points. Jarrett Culver would add 10 points and six rebounds and Matt Mooney finished with 11 points. Owens added three blocked shots in the game and now has 54 for the season.

Dedric Lawson and Ochai Agbaji both recorded double-doubles for the Jayhawks with Lawson going for 25 points and 10 rebounds and Agbaji contributing 10 points and

10 rebounds. Three KU players made three 3-pointers each with Lawson at 3-for-3 from beyond the arc, Legerald Vick going 3-for-4 and Devon Dotson making 3 of 5. Dotson finished the game with a career-high 20 points and Vick had 13 points and six rebounds for the Jayhawks who led throughout and by as many as 24. Lawson now has 15 double-doubles this season for the Jayhawks who had 19 assists on their 27 baskets.

Texas Tech will return to action on ESPN's Big Monday against West Virginia at 8 p.m. at the United Supermarkets Arena. The Red Raiders earned a 62-59 win over the Mountaineers on Jan. 2 in Morgantown, West Virginia in their Big 12 opener with Culver leading the team with 18 points and six rebounds, while Mooney added 14 and Moretti had 12 in the first-ever win for Tech at WVU. It is the second straight week where TTU will host ESPN Big Monday after not appearing on that national platform since 2006 before last week's win over TCU. West Virginia (10-12, 2-7 Big 12) is coming off a 79-71 win over Oklahoma on Saturday that snapped a three-game losing streak.

The Red Raiders were never able to cut the 20-point halftime deficit against KU lower than when Moretti hit a 3-pointer to make it 59-46 with 11 minutes to play before

the Jayhawks went on a 7-2 run and led 66-48 with eight minutes on the clock. The Red Raiders were 0-for-2 on 3-pointers, while KU was 3-for-3 from the field with one 3-pointer during the run that took it from a 13-point hole back to 18. Texas Tech finished the game with a 42-39 advantage on the boards but could never overcome the 3-point shooting of the Jayhawks. Tech also was 13 of 22 at the free-throw line (59.1 percent) in the game where they were 34.4 percent from the field and 21.4 percent from beyond the arc.

Texas Tech, which fell to 12-19 in ranked vs. ranked matchups, trailed 46-26 at halftime after seeing the Jayhawks go 9-for-15 on 3-pointers and the Red Raiders being held to 10-for-33 (30.3 percent) shooting from the field. Tech had only two turnovers but were being outrebounded by a 22-14 margin as they went to the locker room trailing for the 10th time this season. Culver was leading the Red Raiders with eight points, but was only 4-for-11 to start the game including going 0-for-4 on 3-pointers. Mooney and Moretti each had seven points and Owens was at four points as the teams went into the locker room. KU was on a 10-2 run to start the game with the Red Raiders at 1-for-7 shooting, including going 0-for-3 on 3-pointers in the first five minutes of the game.

Lawson led KU with 16 points at halftime, including going 3-for-3 on 3-pointers and Vick had 11 after he also went 3-for-3 from beyond the arc to start the game. The Jayhawks were shooting 16-for-29 (55.2 percent) from the field and were 5-for-6 at the free-throw line as they built the 20-point advantage.

Texas Tech and Kansas will matchup again Saturday, Feb. 23 at the United Supermarkets Arena. The Jayhawks will go into that game with a 35-5 all-time advantage in the series, including an 18-1 record in Lawrence after their win on Saturday.



Official Basketball Box Score -- Game Totals -- Final Statistics
Texas Tech vs Kansas
 02/02/19 3:06 p.m. at Allen Fieldhouse (Lawrence, Kan.)



Texas Tech 63 • 17-5 (5-4)

##	Player	f/c/g	Total			3-Ptr			Rebounds			PF	TP	A	TO	Blk	Stl	Min		
			FG	FGA	FT	FTA	FG	FGA	FT	FTA	Off								Def	Tot
11	Owens, Tariq	f	6	10	0	3	0	0	6	4	10	2	12	0	0	3	0	29		
32	Odiase, Norelse	c	0	3	0	0	2	6	3	4	7	3	2	0	0	1	1	17		
13	Mooney, Matt	g	4	10	1	3	2	2	0	3	3	0	11	3	0	0	2	28		
23	Culver, Jarrett	g	5	17	0	6	0	1	5	6	2	10	1	5	0	0	3	32		
25	Moretti, Davide	g	3	8	3	8	5	5	0	2	2	2	14	1	0	0	1	33		
00	Edwards, Kyle	g	1	6	1	3	0	0	4	4	4	1	3	1	1	0	1	20		
01	Francis, Brandone	g	1	5	1	3	0	0	1	1	2	3	3	1	2	0	1	15		
03	Corprew, Deshawn	g	1	2	0	0	1	2	2	1	3	1	3	0	2	0	0	12		
20	Hicks, Parker	g	0	0	0	0	0	0	2	2	0	0	0	0	0	0	0	3		
24	Benson, Avery	g	1	2	0	1	0	0	1	1	1	1	2	1	0	0	1	4		
30	Sorrells, Andrew	g	0	1	0	1	0	0	0	0	0	0	0	0	0	0	0	3		
35	Mballa, Josh	g	0	0	0	0	3	6	0	0	0	0	3	0	0	1	0	4		
Team									0											
Totals			22	64	6	28	13	22	13	29	42	15	63	8	11	5	7	200		

FG % 1st Half: 10-33 30.3% 2nd half: 12-31 38.7% Game: 22-64 34.4% Deadball Rebounds 5
 3FG % 1st Half: 3-14 21.4% 2nd half: 3-14 21.4% Game: 6-28 21.4%
 FT % 1st Half: 3-4 75.0% 2nd half: 10-18 55.6% Game: 13-22 59.1%

Kansas 79 • 17-5 (6-3)

##	Player	f/c/g	Total			3-Ptr			Rebounds			PF	TP	A	TO	Blk	Stl	Min		
			FG	FGA	FT	FTA	FG	FGA	FT	FTA	Off								Def	Tot
01	Lawson, Dedric	f	9	14	3	3	4	5	2	8	10	5	25	0	0	2	0	28		
05	Grimes, Quentin	g	2	7	2	5	0	1	2	3	3	2	6	4	0	0	2	31		
11	Dotson, Devon	g	7	12	3	5	3	5	0	3	3	2	20	4	4	0	3	34		
24	Vick, Legerald	g	4	7	3	4	2	2	1	5	6	1	13	2	1	1	0	36		
30	Agbaji, Ochai	g	3	8	1	4	3	6	1	9	10	3	10	3	2	0	1	33		
02	Moore, Charlie	g	1	5	0	3	0	0	1	1	1	1	2	6	2	0	0	15		
12	Teahan, Chris	g	0	2	0	2	0	0	1	1	1	0	0	0	1	0	0	2		
13	Lawson, K.J.	g	1	3	1	3	0	0	0	0	0	2	3	0	0	0	0	6		
20	Luinstra, Garrett	g	0	1	0	1	0	0	0	0	0	0	0	0	0	0	0	2		
33	McCormack, David	g	0	0	0	0	0	0	1	1	0	0	0	0	2	0	0	6		
44	Lightfoot, Mitch	g	0	0	0	0	0	0	1	1	2	0	0	0	1	0	0	7		
Team									2											
Totals			27	59	13	30	12	19	7	32	39	18	79	19	13	3	6	200		

FG % 1st Half: 16-29 55.2% 2nd half: 11-30 36.7% Game: 27-59 45.8% Deadball Rebounds 3,1
 3FG % 1st Half: 9-15 60.0% 2nd half: 4-15 26.7% Game: 13-30 43.3%
 FT % 1st Half: 5-6 83.3% 2nd half: 7-13 53.8% Game: 12-19 63.2%

Officials: Doug Sirmons, Michael Stephens, Michael Greenstein
 Technical fouls: Texas Tech-Francis, Brandone. Kansas-Vick, Legerald.
 Attendance: 16300

Score by periods	1st	2nd	Total
Texas Tech	26	37	63
Kansas	46	33	79

Points	In Paint	Off T/O	2nd Chance	Fast Break	Bench
TTU	26	16	10	5	14
KU	26	15	5	14	5

Last FG - TTU 2nd-01:01, KU 2nd-03:51.
 Largest lead - TTU None, KU by 24 2nd-04:27.

Score tied - 0 times.
 Lead changed - 0 times.

(18-5) RED RAIDERS ROLLS TO WIN OVER WVU

LUBBOCK, Texas — No. 18 Texas Tech matched its largest Big 12 Conference margin of victory in program history with an 81-50 win over West Virginia on Monday at the United Supermarkets Arena after limiting the Mountaineers to 23.1 percent shooting and forcing 26 turnovers. The Red Raiders held the Mountaineers to 9-for-39 from the field to establish a new Big 12 record for fewest field goals allowed in a conference game topping the previous record of 10 when the Red Raiders held TCU to that total in 2014.

Tech (18-5, 6-4 Big 12) improved to 13-1 at home with the win and swept the season series over WVU (10-13, 2-8 Big 12) for the first time since the Mountaineers joined the conference in 2013. TTU, which earned a 62-59 win over the Mountaineers back on Jan. 2 in Morgantown, West Virginia in the first meeting between the two teams, finished the game 30-for-57 (52.6 percent) and owned a 37-27 rebounding advantage. The only other 30-point Red Raider win in Big 12 play came in a 93-62 win over Baylor on Jan. 2, 1999.

"They responded. We didn't have our best effort against Kansas, but that's coaching too," said Texas Tech coach

Chris Beard, who improved to 46-5 at home in his three seasons leading the program. "We responded and we told each other the truth. We know West Virginia is a little undermanned right now and shorthanded and some of their best players are hurt. I think if West Virginia and Tech played 10 times, it would be 5 and 5 in my opinion. Tonight's score is not a good representation. I think you have to give our players credit for responding when our backs were against the wall. I was not pleased in the way we played against Kansas. All you can do is respond. Tonight I thought we played much better."

Brandone Francis led Texas Tech with a season-high 16 points in a game where nine Red Raiders scored, while WVU made nine baskets total in the game. Francis was 7-for-10 from the field, including going 2-for-3 on 3-pointers but came up one point shy of his career-high of 17 that came last season at West Virginia.

"I was a little more focused today," Francis said. "I went out there and played with a chip on my shoulder with something to prove. I talked to my mom today, I had it in my mind and I just went out there, with a chip on my shoulder thinking about my family."

Jarrett Culver finished the game with 12 points and four

assists and Davide Moretti added 11 points from the starting lineup. Deshawn Corprew would contribute 10 points after going 3-for-3 from the field and 2-for-2 at the line, while Norense Odiase led the team with 10 rebounds and was one point away from his first double-double of the season. A senior from Fort Worth, Odiase now has 508 rebounds in his career and seven double-digit rebounding performances.

"I have said it over and over, he is one of our better players," said Beard of Odiase. "He has to play his best for us to win. I think he is one of the most physical and dominant guys in the league. Tonight I thought he imposed his will. He had some big rebounds. He is a really good free throw shooter and has good poise. He is just someone I trust."

Matt Mooney added five assists, four steals and nine points and Tariq Owens had seven points and four rebounds. Moretti would also have four assists in the game for the Red Raiders who had 20 assists on 30 baskets in the game and owned a 38-10 scoring advantage in the paint. Derek Culver led WVU with 23 points and 12 rebounds, while Jordan McCabe had seven. The Mountaineers were 3-for-16 on 3-pointers in the game and scored 29 of their 50 points at the free-throw line after going 29-for-41.

Texas Tech would lead by as many as 39 points in the game where they built on a 15-point halftime advantage with Francis hitting a jumper two minutes into the second half to push the lead to 42-22 and then led by 30 on a Corprew jumper three minutes later. The Red Raiders led 59-24 on an Owens layup for their first 35-point margin and was up 79-40 when Parker Hicks hit a 3-pointer. WVU finished the game with the final four points to cut the deficit to 31 to match Tech's largest conference margin of victory.

Texas Tech led 36-21 at halftime after going 13-for-26 with three 3-pointers and limiting the Mountaineers to 3-for-17 shooting. Culver led the Red Raiders with 10 points at halftime, while Francis had seven and Owens, Mooney, Moretti and Odiase each had four. The Red Raiders trailed 5-0 to start the game but went on a 13-0 run midway through the half and finished it on a 24-7 run that ended with Francis hitting a layup in the final seconds. The run included Odiase almost ripping down the goal with a dunk for an 18-16 lead. The lead grew to six on an Owens jumper and to 11 with Francis hitting a 3-pointer. Tech had a 14-point lead when Culver buried a 3-pointer at the shot-clock buzzer with 2:55 remaining in the half before Francis' layup at the end took to halftime with the largest lead of the half.

The Red Raiders have now won six games by 30 or more points this season and own a 13.4 scoring margin advantage through 23 games.



Official Basketball Box Score -- Game Totals -- Final Statistics
West Virginia vs Texas Tech
2/4/19 8 p.m. at Lubbock, Tx (United Supermarkets Arena)

West Virginia 50 • 10-13, 2-8

##	Player	Total			3-Ptr			Rebounds			PF	TP	A	TO	Blk	Stl	Min
		FG	FGA	FT	FTA	FG	FGA	FT	FTA	Off							
01	Culver, Derek	* 4	10	0	0	15	5	7	12	1	23	0	5	1	1	35	
05	McCabe, Jordan	* 2	5	1	3	2	2	0	0	2	7	0	2	0	1	22	
10	Haley, Jermaine	* 1	3	0	1	2	1	0	1	3	4	4	5	0	3	21	
21	Harris, Wesley	* 0	2	0	1	5	0	3	3	4	5	0	1	0	2	28	
23	Ahmad, Esa	* 0	4	0	2	3	4	1	2	4	3	0	5	1	1	21	
00	Doomes, Trey	0	1	0	0	0	0	1	1	0	0	0	1	0	0	7	
02	Knapper, Brandon	1	6	1	4	2	2	0	1	3	5	0	0	0	0	15	
11	Matthews Jr., Emmitt	1	2	1	1	0	0	2	2	1	3	0	2	0	1	13	
12	Gordon, Andrew	0	0	0	0	0	0	1	1	1	0	0	2	0	0	5	
14	Harler, Chase	0	5	0	3	0	0	1	0	1	0	1	1	0	1	23	
15	West, Lamont	0	1	0	1	0	0	1	1	1	0	0	2	0	0	10	
31	Routt, Logan	0	0	0	0	0	0	0	1	1	0	0	0	0	0	0	
Team						2	0	2									
Totals		9	39	3	16	29	41	10	17	27	22	50	5	26	2	10	200

FG % 1st Half: 3-17 17.6% 2nd half: 6-22 27.3% Game: 9-39 23.1%
3FG % 1st Half: 1-6 16.7% 2nd half: 2-10 20.0% Game: 3-16 18.8%
FT % 1st Half: 14-18 77.8% 2nd half: 15-23 65.2% Game: 29-41 70.7%

Deadball Rebounds 9

Texas Tech 81 • 18-5, 6-4

##	Player	Total			3-Ptr			Rebounds			PF	TP	A	TO	Blk	Stl	Min
		FG	FGA	FT	FTA	FG	FGA	FT	FTA	Off							
11	Owens, Tariq	* 3	4	0	0	1	2	3	1	4	4	7	0	1	1	0	13
13	Mooney, Matt	* 3	9	1	3	2	2	0	3	3	2	9	5	3	1	4	26
23	Culver, Jarrett	* 5	9	1	3	1	4	0	2	2	4	12	4	1	0	0	24
25	Moretti, Davide	* 3	5	1	2	4	4	0	1	1	3	11	4	1	0	1	28
32	Odiase, Norense	* 3	4	0	0	3	6	4	6	10	3	9	1	1	1	0	23
00	Edwards, Kyler	1	3	0	1	0	0	0	3	3	2	2	4	4	0	0	18
01	Francis, Brandone	7	10	2	3	0	0	2	2	2	16	0	3	0	3	24	
03	Corprew, Deshawn	3	3	2	2	2	2	1	2	3	4	10	0	2	0	1	13
20	Hicks, Parker	2	4	1	3	0	0	0	0	0	5	0	0	0	1	7	
24	Benson, Avery	0	2	0	2	0	2	1	3	3	0	1	2	0	3	11	
30	Sorrells, Andrew	0	2	0	2	0	0	0	0	0	2	0	0	0	0	6	
35	Mballa, Josh	0	2	0	1	0	0	0	0	0	1	0	1	2	1	0	7
Team						2	2	4									
Totals		30	57	8	22	13	20	12	23	35	29	81	20	21	4	13	200

FG % 1st Half: 13-26 50.0% 2nd half: 17-31 54.8% Game: 30-57 52.6%
3FG % 1st Half: 3-8 37.5% 2nd half: 5-14 35.7% Game: 8-22 36.4%
FT % 1st Half: 7-10 70.0% 2nd half: 6-10 60.0% Game: 13-20 65.0%

Deadball Rebounds 5

Officials: Gerry Pollard, Kipp Kissinger, Ray Natili
Technical fouls: West Virginia-Knapper, Brandon. Texas Tech-None.
Attendance: 12831

Score by periods	1st	2nd	Total
West Virginia	21	29	50
Texas Tech	36	45	81

Points	In Paint	Off T/O	2nd Chance	Fast Break	Bench
WVU	10	14	8	2	8
TTU	38	31	9	14	33

Last FG - WVU 2nd-00:48, TTU 2nd-05:03.
Largest lead - WVU by 5 1st-18:31, TTU by 39 2nd-06:22.

Score tied - 2 times.
Lead changed - 1 time.

(19-5) RED RAIDERS SWEEP SEASON SERIES AGAINST OKLAHOMA WITH WIN IN NORMAN

NORMAN, Oklahoma – Texas Tech senior Norense Odiase secured 11 rebounds, freshman Kyler Edwards recorded a career-high six assists and four Red Raiders scored in double-figures in a 66-54 Big 12 Conference road win over Oklahoma on Saturday at the Lloyd Noble Center.

No. 18 Texas Tech (19-5, 7-4 Big 12) swept the season series over Oklahoma (15-9, 3-8 Big 12) for the first time since 2010 after limiting the Sooners to 36.2 percent shooting, owning the rebounding advantage and matching a season-best with 10 3-pointers. Tech, which led 35-24 at halftime with seven 3-pointers, had won a 66-59 decision over OU in the first matchup earlier this season in Lubbock and has now won three straight over the Sooners dating back to last season.

Davide Moretti led the Red Raiders with 14 points after hitting four shots from the field and going 4-for-4 at the free-throw line, while Jarrett Culver had 13 points and Matt Mooney and Brandone Francis had 11 each. The Red Raiders finished the game shooting 42.6 percent the field and made 10 3-pointers for the fourth time this season.

Odiase, who had 10 rebounds in Monday's 81-50 win over West Virginia, now has four games with double-digit rebounds this season and Tariq Owens now has six games with four or more blocks and 59 for the season after having four against the Sooners. Owens also had four blocks against the Sooners in the first matchup. Moretti has now scored in double figures in 10 of 11 conference games and has led the team in five games this season.

Texas Tech is now 4-1 in its last five games after a three-game losing streak that had the Red Raiders at 4-3 in conference play. The team has since run off conference wins over TCU, West Virginia and now the Sooners and find themselves among the leaders in the Big 12 Conference fight.

"We have been getting better in practice and in games," Texas Tech coach Chris Beard said. "I think today we made a couple steps and that is what we are all trying to do this time of year. We all feel the pressure and the need to win these games, but there is something bigger than each individual game that is coming. For us, it's just playing the best we can. Are we playing better right now than we were a couple of weeks ago? Yes. Are we playing as well as we can? No. This time of year is about trying to improve and today against an opponent and coach that we have a

lot of respect for I thought we did improve."

Francis led the Red Raiders with three 3-pointers, while Mooney added two 3s and led the team with four steals for the second straight game. Mooney now leads Tech with 43 steals this season and also 71 assists after adding three more against the Sooners. Edwards recorded his career-high six assists after having four on Monday against WVU and also scored eight points in a game where the Red Raiders had 15 total assists on 23 made shots. Mooney and Culver both added three assists and Francis had two along with five rebounds in the game.


OU only led once in the opening minute of the game and only got the game to single-digits once in the second half. The Red Raiders took their 11-point halftime lead to 20 for the first time on a Culver jumper and would lead by as many as 23 points with six minutes remaining. Tech's lead was cut to nine on a Miles Reynolds layup with 13 minutes to play before a Moretti 3-pointer took the advantage to 49-37 in a game that never got closer.

Culver would make the 10th 3-pointer of the game for the Red Raiders to push the lead to 64-41 at the 5:46 mark that would be the final basket of the game for Tech. Rashard Odomes led the Sooners with 14 points after going 5-for-5 from the field, while Brady Manek and Christian James had 11. Manek recorded a double-double with 11 rebounds to go along with his 11 points and James also added eight rebounds. Tech had a 38-35 rebounding advantage in the game and limited the Sooners to 4-for-14 from beyond the arc.

The Red Raiders took a 35-24 lead into halftime with Odiase grabbing his seventh rebound of the half and putting in a buzzer-beater for the 11-point lead at the break. TTU was shooting 43.3 percent from the field with seven 3-pointers, while OU was limited to 8-for-29 shooting (27.6 percent) and only had two 3s.

TTU took a 30-13 lead on a Francis 3-pointer that capped a 13-0 run before the Sooners went on a 7-0 run of their own to get back into the game. Another Francis shot from beyond the arc gave the Red Raiders the 33-20 lead with 1:45 remaining in the half. Francis led the Red Raiders with 11 points at halftime after going 4-for-6 from the field with three 3-pointers. Mooney and Moretti had five points each at halftime, while Odiase had two points to go along with his seven rebounds at the break. Tech owned a 23-18 rebounding advantage after 20 minutes with Edwards and Francis having three each and Corprew at two as the reserves had eight of the first 23 rebounds for the Red Raiders.

Edwards had five points in the half after making back-to-back baskets, first a layup and then a 3-pointer to give the Red Raiders a 25-13 in the middle of the 13-0 run. Tech had started the game 2-for-10 with Francis hitting one 3-pointer and then a layup to give the Red Raiders a 7-4 lead, but OU was also 2-for-10 to start the game. Tech led by double-digits at halftime for the fourth conference game of the season.



Official Basketball Box Score -- Game Totals -- Final Statistics
Texas Tech vs Oklahoma
02/09/19 3:00 PM at Lloyd Noble Center

## Player		Total			3-Ptr			Rebounds			PF	TP	A	TO	Blk	Stl	Min
		FG-FGA	FG-FGA	FT-FTA	Off	Def	Tot										
11	Owens, Tariq	f	1-6	0-1	0-0	2	4	6	4	2	0	0	4	1	27		
32	Odiase, Norense	c	1-4	0-0	0-0	3	8	11	3	2	1	1	2	1	16		
13	Mooney, Matt	g	4-10	2-5	1-3	0	1	1	1	11	3	3	1	4	28		
23	Culver, Jarrett	g	4-12	1-3	4-4	0	0	0	2	13	3	4	0	0	32		
25	Moretti, Davide	g	4-7	2-4	4-4	0	2	2	2	14	0	3	0	0	30		
00	Edwards, Kyler	g	3-3	1-1	1-1	0	4	4	4	8	6	1	0	1	25		
01	Francis, Brandone	g	4-8	3-5	0-0	1	4	5	1	11	2	0	0	0	26		
03	Corprew, Deshawn	g	2-4	1-3	0-0	1	5	6	1	5	0	2	0	0	15		
24	Benson, Avery	g	0-0	0-0	0-0	0	0	0	0	0	0	0	0	0	1		
Team						2	1	3									
Totals			23-54	10-22	10-12	9	29	38	18	66	15	14	7	7	200		

FG % 1st Half: 13-30 43.3% 2nd half: 10-24 41.7% Game: 23-54 42.6%
 3FG % 1st Half: 7-15 46.7% 2nd half: 3-7 42.9% Game: 10-22 45.5%
 FT % 1st Half: 2-2 100.0 2nd half: 8-10 80.0% Game: 10-12 83.3%

Deadball Rebounds 1

## Player		Total			3-Ptr			Rebounds			PF	TP	A	TO	Blk	Stl	Min
		FG-FGA	FG-FGA	FT-FTA	Off	Def	Tot										
21	Doolittle, Kristian	f	3-8	0-0	4-4	1	3	4	3	10	2	2	0	0	30		
35	Manek, Brady	f	5-10	1-4	0-0	3	8	11	2	11	1	2	1	1	32		
00	James, Christian	g	4-14	3-4	0-0	2	6	8	2	11	0	2	0	0	33		
02	Calixte, Aaron	g	0-6	0-4	0-1	0	2	2	2	0	1	4	0	1	24		
24	Bieniemy, Jamal	g	3-8	0-1	0-1	0	2	2	4	6	3	2	0	4	35		
01	Odomes, Rashard	g	5-5	0-0	4-6	2	2	4	2	14	0	0	0	0	18		
03	Reynolds, Miles	g	1-4	0-0	0-0	0	0	0	1	2	2	0	0	1	10		
05	Freeman, Matt	g	0-2	0-1	0-0	0	0	0	0	0	0	0	0	0	15		
44	Polla, Hannes	g	0-1	0-0	0-0	1	0	1	1	0	0	0	0	0	3		
Team						1	2	3									
Totals			21-58	4-14	8-12	10	25	35	17	54	9	14	1	7	200		

FG % 1st Half: 8-29 27.6% 2nd half: 13-29 44.8% Game: 21-58 36.2%
 3FG % 1st Half: 2-7 28.6% 2nd half: 2-7 28.6% Game: 4-14 28.6%
 FT % 1st Half: 6-10 60.0% 2nd half: 2-2 100.0% Game: 8-12 66.7%

Deadball Rebounds 1

Officials: John Higgins, Paul Janssen, Antinio Petty
 Technical fouls: Texas Tech-None. Oklahoma-None.
 Attendance: 9463
 Estimated Attendance: 6,612

Score by periods	1st	2nd	Total
Texas Tech	35	31	66
Oklahoma	24	30	54

	Points	In Paint	Off T/O	2nd Chance	Fast Break	Bench
TTU	20	7	11	7	7	24
OU	30	12	3	4	4	16

Last FG - TTU 2nd-05:46, OU 2nd-00:02.
 Largest lead - TTU by 23 2nd-05:46, OU by 2 1st-19:07.
 Score tied - 1 time.
 Lead changed - 1 time.

(20-5) RED RAIDERS ROLL TO WIN IN STILLWATER

STILLWATER, Oklahoma – Texas Tech senior Matt Mooney made five 3-pointers, Davide Moretti had a career-high eight assists and the No. 15 Red Raiders hit a season-high 12 shots from beyond the arc in a 78-50 Big 12 Conference win over Oklahoma State on Wednesday at the Gallagher-Iba Arena.

The Red Raiders (20-5, 8-4 Big 12) were up 21 points at halftime and ran away with the game in the second half by going on a 15-0 run to start the half that had them leading 62-25 with 13:37 remaining. Tech, which has now won 20 or more games 13 times in program history and has outscored its last three conference opponents by a 23.7 scoring margin, finished the game shooting 51.8 percent from the field, including going 12-for-25 on 3-pointers. The defense limited the Cowboys (9-15, 2-9 Big 12) to 36.7 percent shooting and forced 14 turnovers, while the Red Raiders committed only eight turnovers in the game. The Red Raiders have now shot over 50 percent in nine games this season and have limited their opponents under 40 percent in 16 of 25 games.

“I think the biggest positive tonight, offensively, was that this a low-turnover game,” Texas Tech head coach Chris

Beard said. “We can’t always count on making shots like we did tonight. Our guys put a lot of time in, so from time-to-time, we’re going to have nights like tonight.”

Texas Tech will return to action at 1 p.m. on Saturday against Baylor at the United Supermarkets Arena. The Red Raiders are 13-1 on their home court this season and are 46-5 at the USA under Beard in the past three seasons.

Jarrett Culver led the Red Raiders with 19 points on a 7-for-12 shooting performance, while Mooney finished with 15 with a season-high five 3s. Tariq Owens led the Red Raiders with seven rebounds and added 11 points in a game where eight players scored. Moretti added nine points with three 3-pointers to go along with his assists and Norense Odiase scored eight and had three rebounds. Odiase was 4-for-4 from the free-throw line and the Red Raiders were 8-for-10 in the game. Mooney had two games during his time at South Dakota with five 3-pointers and now has 1,747 points in his collegiate career.

“Once we start making shots, we’re really hard to guard,” Mooney said. “Teams have to close out on us more, that lets us run in transition, they’ve got to close out on shooters faster which opens up driving lanes. We were

able to get the ball inside and spray it around. We got hot tonight and played well offensively.”


Moretti is the first Red Raider to have eight assists in a game since Toddrick Gotcher did against Iowa State in 2016. A sophomore from Italy, Moretti now has 104 assists in his career and four games this season with six or more assists. His previous career-high was seven three weeks ago against TCU. Owens added two blocked shots and now has 61 on the season. He’s one of only four players in program history to have over 60 blocks in a season and is approaching the all-time single-season record where he is only behind Tony Battie who set the record with 71 in the 1996-97 season and Brodney Kennard who had 69 in 1999-2000.

Culver has now scored 857 points in his career through 62 games and has led the Red Raiders in scoring 18 times this season. He’s averaging 17.7 points per game and has recorded double-digit scoring performances in 24 of 25 games. He’s also leading the team with 6.2 rebounds per game after having three against the Cowboys.

The 28-point win was the second highest in conference play this season after last week’s 31-point win over West Virginia and the 12 3-pointers are the most since last year when they hit 14 against Florida Atlantic. The Red Raiders improved to 4-3 on the road in conference play and has now won three straight with wins over WVU, Oklahoma and Oklahoma State. Cameron McGriff recorded a double-double for the Cowboys with 18 points and 11 rebounds, while Lindy Waters III had 12 points. The loss for OSU was the second largest ever at home behind only a 33-point defeat to Kansas on Feb. 19, 1966. The Red Raiders previous biggest margin over the Cowboys was a 24-point win back in 2002 and has now won against the Sooners and Cowboys in Oklahoma in the same season for the first time since 1997. Tech improved to 5-23 all-time against the Cowboys in Stillwater.

Texas Tech went into halftime with a 44-23 lead after hitting nine 3-pointers and having eight different players score in the half. Mooney finished the first half shooting 4-for-4 on 3-pointers and led the Red Raiders with 12 points at the break, while Moretti was 2-for-2 from beyond the arc and Edwards, Culver and Francis had one each. The Red Raiders were 9-for-14 on 3-pointers after 20 minutes, while Oklahoma State was 2-for-11 (18.2 percent) on 3-pointers and were being limited to 33.3 percent.

The 21-point lead at the break was the largest lead of the half for the Red Raiders who led by eight on a Mooney 3-pointer and by double-digits for the first time in the game on the next possession when Odiase threw down a dunk for a 22-12 lead. Tech’s lead grew to 26-12 on a Moretti 3-pointer and it was a 17-point game when Mooney hit his third 3-pointer with 2:08 on the clock. Another Moretti 3-pointer gave the Red Raiders a 41-21 lead before Mooney’s fourth 3-pointer with 37 seconds remaining made it 44-23. Mooney’s four 3-pointers were a season-high at the break after he had two previous games this season with three from beyond the arc.



Official Basketball Box Score -- Game Totals -- Final Statistics
Texas Tech vs Oklahoma St.
02/13/19 8:00 pm at

Texas Tech 78 • 20-5		Total		3-Ptr		Rebounds			PF	TP	A	TO	Blk	Stl	Min
		FG-FGA	FG-FGA	FT-FTA	Off	Def	Tot								
11	Owens, Tariq	f	5-7	0-0	1-1	2	5	7	3	11	3	2	2	0	27
32	Odiase, Norense	f	2-3	0-0	4-4	2	1	3	4	8	0	1	1	1	18
13	Mooney, Matt	g	5-8	5-5	0-0	0	4	4	1	15	2	0	0	1	29
23	Culver, Jarrett	g	7-12	2-5	3-5	0	3	3	0	19	1	2	0	2	26
25	Moretti, Davide	g	3-5	3-4	0-0	0	2	2	0	9	8	0	0	1	25
00	Edwards, Kyle	g	2-9	1-3	0-0	0	1	1	0	5	0	1	0	2	17
01	Francis, Brandone	g	1-3	1-3	0-0	0	1	1	3	3	2	0	0	1	23
03	Corprew, Deshawn	g	4-6	0-2	0-0	0	3	3	2	8	1	0	0	0	16
20	Hicks, Parker	g	0-1	0-1	0-0	0	0	0	0	0	0	0	1	0	4
24	Benson, Avery	g	0-1	0-1	0-0	1	2	3	0	0	0	1	0	0	7
30	Sorrells, Andrew	g	0-1	0-1	0-0	0	0	0	0	0	0	0	0	0	4
35	Mballa, Josh	g	0-0	0-0	0-0	0	1	1	1	0	0	0	0	0	4
Team						1	1	2							
Totals			29-56	12-25	8-10	6	24	30	14	78	17	7	4	8	200
FG % 1st Half: 16-27 59.3%		2nd half: 13-29 44.8%		Game: 29-56 51.8%		Deadball Rebounds 1									
3FG % 1st Half: 9-14 64.3%		2nd half: 3-11 27.3%		Game: 12-25 48.0%											
FT % 1st Half: 3-3 100.0		2nd half: 5-7 71.4%		Game: 8-10 80.0%											

Oklahoma St. 50 • 9-15		Total		3-Ptr		Rebounds			PF	TP	A	TO	Blk	Stl	Min
		FG-FGA	FG-FGA	FT-FTA	Off	Def	Tot								
12	Cameron McGriff	f	6-12	1-4	5-7	5	6	11	2	18	0	4	0	1	39
14	Yor Anei	f	0-3	0-0	0-0	1	3	4	5	0	1	2	2	1	27
04	Thomas Dzagwa	g	1-9	1-7	0-0	0	3	3	0	3	1	1	0	0	34
13	Isaac Likekele	g	4-6	0-0	1-1	0	4	4	3	9	5	4	1	1	36
21	Lindy Waters, III	g	4-10	1-3	3-4	0	3	3	4	12	2	1	0	1	34
01	Curtis Jones	g	2-6	1-4	0-0	0	2	2	1	5	0	0	0	0	17
05	Duncan Demuth	g	0-0	0-0	0-0	0	0	0	0	0	0	1	0	0	2
24	Luke Major	g	0-0	0-0	0-0	0	0	0	0	0	0	0	0	0	4
31	Dee Mitchell	g	0-0	0-0	0-0	0	0	0	0	0	0	0	0	0	1
35	Tanner Taylor	g	1-2	1-2	0-0	0	0	0	0	3	0	0	0	0	4
40	Cade Wagner	g	0-1	0-0	0-0	0	0	0	0	0	0	0	0	0	1
44	Gabe Simpson	g	0-0	0-0	0-0	1	0	1	0	0	0	0	0	0	1
Team						1	1	2			1				
Totals			18-49	5-20	9-12	8	22	30	15	50	9	14	3	4	200
FG % 1st Half: 9-27 33.3%		2nd half: 9-22 40.9%		Game: 18-49 36.7%		Deadball Rebounds 2									
3FG % 1st Half: 2-11 18.2%		2nd half: 3-9 33.3%		Game: 5-20 25.0%											
FT % 1st Half: 3-3 100.0		2nd half: 6-9 66.7%		Game: 9-12 75.0%											

Officials: Tony Padilla, Chris Rastatter, Joe DeRosa
 Technical fouls: Texas Tech-None. Oklahoma St.-None.
 Attendance: 6155
 2018-19 Men's Basketball. Round: 0. Oklahoma St. vs Texas Tech. Played at .

Score by periods	1st	2nd	Total
Texas Tech	44	34	78
Oklahoma St.	23	27	50

Points	In	Off	2nd	Fast	Bench
TTU	Paint	T/O	Chance	Break	
OSU	24	23	10	9	16
	20	5	5	16	8

Last FG - TTU 2nd-00:41, OSU 2nd-01:41.
 Largest lead - TTU by 37 2nd-13:37, OSU by 2 1st-17:02.
 Score tied - 1 time.
 Lead changed - 2 times.

(21-5) RED RAIDERS HIT 12 3-POINTERS TO EVEN SEASON SERIES AGAINST BAYLOR; WIN FOURTH STRAIGHT

LUBBOCK, Texas – Jarrett Culver went for 18 points, eight rebounds and four assists while Davide Moretti knocked down four 3-pointers to help lead No. 15 Texas Tech to an 86-61 Big 12 Conference win over Baylor on Saturday at the United Supermarkets Arena.

The No. 15 Red Raiders (21-5, 9-4 Big 12) extended their conference winning streak to four and also improved to 14-1 on their home court this season by avenging a loss to the Bears (16-9, 7-5 Big 12) earlier this season in Waco, Tech, which led 45-32 at halftime and never had that lead cut below 14 in the second half, made a season-high 12 3-pointers as a team for the second straight game, forced 19 turnovers and would hit a season-high 30 free throws on 35 attempts.

Texas Tech is now away from competition for a week before hosting No. 14 Kansas at 7 p.m. on Saturday, Feb. 23 at the USA. The Jayhawks (19-6, 9-4 Big 12) will also have the week off before traveling to Lubbock after they earned a 78-53 win over West Virginia on Saturday. In other Big 12 games, No. 23 Iowa State (19-6, 8-4 Big 12) earned a 78-64 win over conference-leading No. 18

Kansas State (19-6, 9-3 Big 12). The Red Raiders, who have now split with the Bears the past four years in the regular-season series, now have five games remaining in the regular season.

“Our objective has always been to be a part of the fight,” said Texas Tech coach Chris Beard who is now 47-5 at home as the team’s head coach. “I’m just really proud of this team. We’re a part of the fight. A lot of people thought that we weren’t going to be able to get back into the fight. You got to give those seniors credit. It starts with Brandone Francis and Norense Odiase, returners that believed. Then there’s Tariq Owens and Matt Mooney, came to this program to make an imprint from Day 1 and they have. There’s a lot of basketball left but I think it’s an accurate statement to say Texas Tech is a part of the fight right now with a few weeks left. We’re in contention for the conference championship and that’s our goal.”

Culver led the Red Raiders with his 18 points by hitting three 3-pointers and going 7-for-8 at the free throw line. He would add four assists and is now averaging 17.7 points, 6.3 rebounds and 3.7 assists per game. A sophomore from Lubbock, Culver now has 875 points in his career through 63 games. Moretti stayed hot from beyond the arc, going 4-for-8 and finishing with

17 points. He is now 10-for-18 on 3-pointers in his last four games and added to his point-total on Saturday by hitting 5 of 6 from the free-throw line. Tariq Owens gave the Red Raiders three players in double-figure scoring by contributing 11 points for the second straight game. He would go 7-for-8 from the free-throw line and also had two blocks to take his season total to 63. Odiase had two rebounds in the 99th start of his Texas Tech career.

Texas Tech would limit its turnovers to only nine, including zero from Mooney and Moretti. The Red Raiders shot 40.7 percent from the field and limited Baylor to only 34.7 percent shooting. In the win over Tech in Waco, Baylor forced 17 turnovers and made 11 3-pointers. On Saturday, BU made nine from beyond the arc but also had 10 more turnovers than the Red Raiders who also made 12 more free throws.

Texas Tech would finish the game with 11 players scoring, including getting nine points from Matt Mooney who was 4-for-4 at the free-throw line and seven off the bench from Tyler Edwards and Brandone Francis. Edwards and Francis both had two 3-pointers in the game, while Deshawn Corprew and Andrew Benson both had five points. Corprew was 3-for-3 from the line and also had three rebounds.

Texas Tech matched its season high with 12 3-pointers after Francis hit the 12th to give the Red Raiders a 76-52 lead in a game where they led by as many as 25. Tech has now outscored its last four Big 12 opponents by a 24.0 margin with wins over West Virginia (81-50), Oklahoma (66-54) and Oklahoma State (78-50) before the 25-point win over the Bears.

Texas Tech led 45-32 at halftime after starting the game 8-for-14 on 3-pointers led by Culver who was 3-for-5 and Moretti with two. The Red Raiders were also 17-for-19 at the free-throw line with Culver going 5-for-6 and Owens and Mooney both knocking down all four of their attempts. Corprew had five points at halftime after hitting one shot from the field and also going 3-for-3 at the line. Culver was leading the team with 14 points after hitting his three 3s and also had five rebounds and two assists. Mooney would add seven in the opening half, while Owens and Moretti had six each. Moretti hit the first three of the game on the opening possession and Culver gave the Red Raiders the 13-point halftime lead with a 3-pointer on their last.

Culver also hit the sixth 3-pointer of the half to push the Red Raider lead to 35-21 with 3:48 remaining with Tech on a 7-0 run and at 6-for-10 on 3-pointers. The lead grew to 42-27 on two free throws by Corprew before Culver’s 3-pointer from NBA-range. Butler led Baylor at halftime with 13 points after going 3-for-4 from beyond the arc for the Bears who were 7-for-13 from beyond the arc. BU was shooting just 34.6 percent from the field and had nine turnovers at the break.

Texas Tech has three more home games on its schedule, first next week’s matchup against Kansas before hosting Oklahoma State on Wednesday, Feb. 27 and then the home finale on Monday, March 4 against Texas.



Official Basketball Box Score -- Game Totals -- Final Statistics
Baylor vs Texas Tech
 2/16/19 1 p.m. at Lubbock, Tx (United Supermarkets Arena)

Baylor 61 • 16-9, 7-5

##	Player	Total			3-Ptr			Rebounds			PF	TP	A	TO	Blk	Stl	Min
		FG-FGA	FG-FGA	FT-FTA	FG-FGA	FG-FGA	FT-FTA	Off	Def	Tot							
02	Bandoo, Devonte	* 2-10	1-7	3-4	6	0	6	3	8	1	4	0	0	0	0	34	
04	Kegler, Mario	* 4-9	3-6	4-5	1	3	4	4	15	0	1	0	0	0	28		
11	Vital, Mark	* 1-2	0-0	2-4	2	1	3	3	4	1	1	1	1	1	31		
12	Butler, Jared	* 5-9	4-5	2-3	1	4	5	1	16	4	7	0	1	1	37		
33	Moffatt, Jackson	* 1-4	0-0	0-0	2	4	6	5	2	0	2	1	0	0	18		
00	Thamba, Flo	1-3	0-0	3-4	2	3	5	4	5	0	2	0	0	0	17		
01	Allen, Darius	1-3	0-2	0-0	0	0	0	1	2	0	0	0	0	1	4		
15	Okeke, Obim	1-3	0-2	0-0	0	0	0	1	2	0	1	0	0	0	9		
24	Mayer, Matthew	1-6	1-3	4-8	0	1	1	4	7	0	1	1	1	1	22		
Team					1	3	4										
Totals		17-49	9-25	18-28	15	19	34	26	61	6	19	3	4	200			
FG % 1st Half: 9-26 34.6%		2nd half: 8-23 34.8%		Game: 17-49 34.7%		Deadball Rebounds 10											
3FG % 1st Half: 7-13 53.8%		2nd half: 2-12 16.7%		Game: 9-25 36.0%													
FT % 1st Half: 7-11 63.6%		2nd half: 11-17 64.7%		Game: 18-28 64.3%													

Texas Tech 86 • 21-5, 9-4

##	Player	Total			3-Ptr			Rebounds			PF	TP	A	TO	Blk	Stl	Min
		FG-FGA	FG-FGA	FT-FTA	FG-FGA	FG-FGA	FT-FTA	Off	Def	Tot							
11	Owens, Tariq	* 2-3	0-0	7-8	3	0	3	2	11	1	1	2	0	0	27		
13	Mooney, Matt	* 2-7	1-3	4-4	0	2	2	9	1	0	0	2	2	29			
23	Culver, Jarrett	* 4-11	3-6	7-8	3	5	8	2	18	4	2	1	1	28			
25	Moretti, Davide	* 4-9	4-8	5-6	0	0	0	1	17	2	0	0	1	33			
32	Odiase, Norense	* 0-2	0-0	0-0	1	1	2	4	0	0	1	1	1	11			
00	Edwards, Tyler	2-7	2-6	1-2	1	1	2	3	7	0	1	0	0	15			
01	Francis, Brandone	2-7	2-5	1-2	1	2	3	4	7	1	0	0	2	24			
03	Corprew, Deshawn	1-1	0-0	3-3	1	2	3	3	5	1	0	1	0	14			
10	Ondigo, Malik	1-1	0-0	0-0	1	1	2	2	2	0	2	0	0	6			
20	Hicks, Parker	1-2	0-0	1-1	1	1	2	1	3	0	0	0	0	3			
24	Benson, Avery	2-2	0-0	1-1	0	1	1	1	5	0	1	0	0	3			
30	Sorrells, Andrew	0-1	0-1	0-0	0	0	0	0	0	2	0	0	0	4			
35	Mballa, Josh	1-1	0-0	0-0	0	0	0	0	2	0	0	0	0	3			
Team					1	1	2										
Totals		22-54	12-29	30-35	13	17	30	25	86	12	9	5	7	200			
FG % 1st Half: 10-26 38.5%		2nd half: 12-28 42.9%		Game: 22-54 40.7%		Deadball Rebounds 5											
3FG % 1st Half: 8-14 57.1%		2nd half: 4-15 26.7%		Game: 12-29 41.4%													
FT % 1st Half: 17-19 89.5%		2nd half: 13-16 81.3%		Game: 30-35 85.7%													

Officials: Tom Eades, Jeb Hartness, Bert Smith
 Technical fouls: Baylor-None. Texas Tech-None.
 Attendance: 14598

Score by periods	1st	2nd	Total
Baylor	32	29	61
Texas Tech	45	41	86

Points	In	Off	2nd	Fast	Bench
BU	Paint	T/O	Chance	Break	
16	13	14	2	3	16
14	25	22	3	3	31

Last FG - BU 2nd-02:08, TTU 2nd-00:07.
 Largest lead - BU by 2 1st-17:17, TTU by 25 2nd-00:49.

Score tied - 2 times.
 Lead changed - 4 times.

(22-5) RED RAIDERS ROLL JAYHAWKS

LUBBOCK, Texas – Jarrett Culver went for 26 points, Norense Odiase had 13 rebounds and No. 14 Texas Tech matched a program record by hitting 16 3-pointers in a 91-62 Big 12 Conference win over No. 12 Kansas on Saturday at the United Supermarkets Arena.

The Red Raiders (22-5, 10-4 Big 12) led by 25 points at halftime after knocking down nine 3-pointers and put the game away in the second half by shooting 68 percent from the field, including going 7-for-11 from beyond the arc. Tech, which improved to 15-1 at home this season, has now won five straight games with all wins coming in double-figures and by a 25-point scoring margin.

“If we shoot the ball like this, we could beat anybody in the country – but you can’t always count on that,” Texas Tech head coach Chris Beard said. “I think it’s a combination of two things: Kansas didn’t play one of their better games and we played maybe our best game. But you have to give our guys a lot of credit, we’re the reason we played well and we’re some of the reason they didn’t play their best. Every guy on our team tonight shot 50% or higher, we had a low turnover game, we outrebounded them, and tonight we played as well as we could.”

The win over KU evened the season-series with the Jayhawks (20-7, 9-5 Big 12) who won 79-63 on Feb. 2 in Lawrence. Tech, which snapped an eight-game losing streak to the Jayhawks in Lubbock, finished the game with only eight turnovers, owned a 30-23 rebounding margin advantage and shot 60.7 percent from the field.

“We had a low turnover game tonight,” said Beard, who is 48-5 at home in his three seasons leading the Red Raiders. “Even on night’s we don’t shoot it great, if you don’t turn it over, you get more shot attempts. I thought our guys did great tonight with solid ball handling and good decision making for the most part. A low turnover game against Kansas gives us a chance.”

Texas Tech will return to action at 6 p.m. on Wednesday when it hosts Oklahoma State (10-17, 3-11 Big 12) at the USA. OSU is coming off an 85-46 loss to conference-leading Kansas State on Saturday and is 1-4 in its last five games, including a 78-50 loss to the Red Raiders on Feb. 13 in Stillwater. The Wildcats improved to 21-6 overall and to 11-3 in Big 12 play with the win.

Culver matched his career’s conference-high after he made 10 field goals, including three 3-pointers and has now scored 901 points in his career. Matt Mooney and

Davide Moretti also had three 3-pointers in the game and Odiase added eight points and matched his career-high with the 13 rebounds that included four offensive rebounds. Tech finished the 29-point win with four players scoring in double-figures with Mooney going for 13 points and leading the team with six assists. Tariq Owens added 10 points and kept his streak of blocked shots going with one in the game, while Moretti was 3-for-4 on 3-pointers and finished with 11 points and five assists. Moretti is now 14-for-25 in the past four games on 3-pointers and now leads the team with 50 on the season.

Brandone Francis also made three 3-pointers and finished with nine points, while Tyler Edwards and Deshawn Corprew hit two each. Edwards finished with eight points, while Corprew contributed six after going 2-for-2 from beyond the arc to give the Red Raiders six players who made two or more 3-pointers in the game.

“It’s always good to see the ball go in as much work as you put in,” Culver said. “Everybody in our program works hard, and we work hard every day. So, just to see the results is always good.”

During the five-game streak of wins over West Virginia (81-50), Oklahoma (66-54), Oklahoma State (78-50), Baylor (86-62) and now KU, TTU has made 58 3-pointers at a 46.8 percentage. The team is 40-for-80 in the past three games on 3-pointers, including Moretti shooting 10-for-16 and Mooney at 9-for-12 from beyond the arc in those games. Culver has made eight during the stretch and matched his Big 12 scoring high with the 26 that he also had last year at West Virginia. He’d also add four assists in the win over KU. Mooney now has five games with six assists this season, while Moretti added five assists in a game where the Red Raiders had 19 assists on 34 field goals.

Texas Tech led wire-to-wire after starting the game with the first five points, took a double-digit lead for the first time six minutes into the game on a Mooney 3-pointer and went on an 11-0 run that took the advantage to 42-17 with three minutes remaining in the first half. The Red Raiders led by as many as 33 points in the game at 83-50 on another Mooney 3-pointer. KU, which led by 20 at halftime in its win earlier this month, committed 13 turnovers and shot 45.8 percent from the field. The Jayhawks made nine 3-pointers in the game after making 13 in the first meeting against the Red Raiders.

Tech’s 91 points were the most it has scored against Kansas in 41 games in the all-time series and the second time this season the Red Raiders have scored 90 or more points (93 vs. Northern Colorado). It was also the most points scored in a Big 12 game since a 92-83 win over Iowa State on Jan. 26, 2011. TTU is now 2-2 against ranked opponents this season after its largest margin of victory against a ranked team since a 77-53 win over a No. 18-ranked Baylor team in 2017.



Official Basketball Box Score -- Game Totals -- Final Statistics
Kansas vs Texas Tech
 2/23/19 7 p.m. at Lubbock, Tx (United Supermarkets Arena)

Kansas 62 • 20-7, 9-5

##	Player	Total			3-Ptr			Rebounds			PF	TP	A	TO	Blk	Stl	Min
		FG	FGA	FT	FTA	FG	FGA	FT	FTA	Off							
01	Lawson, Detric	* 3-8	1-1	7-8	2	3	5	3	14	1	2	1	0	0	0	26	
05	Grimes, Quentin	* 1-3	1-3	0-2	0	3	3	2	3	3	0	0	0	2	27		
11	Dotson, Devon	* 3-7	1-1	0-0	0	2	2	4	7	1	2	0	0	0	25		
30	Agbaji, Ochai	* 1-6	0-3	0-0	0	2	2	1	2	0	2	1	0	0	30		
33	McCormack, David	* 3-3	0-0	2-2	0	4	4	2	8	0	3	0	0	0	16		
00	Garrett, Marcus	4-6	1-1	0-0	0	0	0	2	9	0	0	0	0	0	22		
02	Moore, Charlie	3-8	3-7	0-0	0	1	1	1	9	1	2	0	0	0	19		
12	Teahan, Chris	0-0	0-0	0-0	0	0	0	0	0	0	0	0	0	0	3		
13	Lawson, K.J.	3-6	2-5	0-0	1	1	2	1	8	1	1	0	0	0	20		
20	Luinstra, Garrett	0-0	0-0	0-0	0	0	0	0	0	0	0	0	0	0	1		
44	Lightfoot, Mitch	1-1	0-0	0-0	2	2	4	1	2	1	1	0	1	1	11		
Team					0	0	0										
Totals		22-48	9-21	9-12	5	18	23	17	62	8	13	2	3		200		

FG % 1st Half: 9-23 39.1% 2nd half: 13-25 52.0% Game: 22-48 45.8%
 3FG % 1st Half: 2-8 25.0% 2nd half: 7-13 53.8% Game: 9-21 42.9%
 FT % 1st Half: 0-2 0.0% 2nd half: 9-10 90.0% Game: 9-12 75.0%

Texas Tech 91 • 22-5, 10-4

##	Player	Total			3-Ptr			Rebounds			PF	TP	A	TO	Blk	Stl	Min
		FG	FGA	FT	FTA	FG	FGA	FT	FTA	Off							
11	Owens, Tariq	* 5-6	0-1	0-0	3	0	3	4	10	0	0	1	1	1	17		
13	Mooney, Matt	* 5-8	3-4	0-0	0	0	0	1	13	6	3	0	1	1	31		
23	Culver, Jarrett	* 10-21	3-8	3-5	1	1	2	1	26	4	0	0	0	0	34		
25	Moretti, Davide	* 3-5	3-4	2-2	0	4	4	2	11	5	2	0	1	1	33		
32	Odiase, Norense	* 3-4	0-0	2-5	4	9	13	1	8	0	0	1	0	0	27		
00	Edwards, Tyler	3-5	2-3	0-1	0	1	1	1	8	1	1	0	0	0	16		
01	Francis, Brandone	3-5	3-4	0-0	0	0	0	0	9	2	1	0	1	22			
03	Corprew, Deshawn	2-2	2-2	0-0	0	4	4	1	6	0	1	0	1	1	16		
10	Onidgo, Malik	0-0	0-0	0-0	0	0	0	0	0	0	0	0	0	0	1		
24	Benson, Avery	0-0	0-0	0-0	0	0	0	0	0	1	0	0	0	0	2		
30	Sorrells, Andrew	0-0	0-0	0-0	0	0	0	0	0	0	0	0	0	0	1		
Team					1	2	3										
Totals		34-56	16-26	7-13	9	21	30	11	91	19	8	2	5		200		

FG % 1st Half: 17-31 54.8% 2nd half: 17-25 68.0% Game: 34-56 60.7%
 3FG % 1st Half: 9-15 60.0% 2nd half: 7-11 63.6% Game: 16-26 61.5%
 FT % 1st Half: 2-4 50.0% 2nd half: 5-9 55.6% Game: 7-13 53.8%

Officials: Gary Maxwell, Keith Kimble, Ray Natili
 Technical fouls: Kansas-None. Texas Tech-None.
 Attendance: 15098

Score by periods	1st	2nd	Total
Kansas	20	42	62
Texas Tech	45	46	91

	Points	In Paint	Off T/O	2nd Chance	Fast Break	Bench
KU	20	9	3	0	28	
TTU	26	13	11	4	23	

Last FG - KU 2nd-00:52, TTU 2nd-01:09.
 Largest lead - KU None, TTU by 33 2nd-05:38.

Score tied - 0 times.
 Lead changed - 0 times.

(23-5) RED RAIDERS EARN OVERTIME WIN OVER COWBOYS TO EXTEND WINNING STREAK TO SIX

LUBBOCK, Texas – Texas Tech’s Davide Moretti scored 20 points after going 12-for-12 at the free-throw line, Jarrett Culver recorded his third double-double of the season and Tariq Owens provided 16 points and six rebounds in an 84-80 overtime win by the No. 11 Red Raiders in a game that was tied at 71 after regulation on Wednesday at the United Supermarkets Arena.

The Red Raiders (22-5, 11-4 Big 12) extended their winning streak to six games with the victory, improved to 16-1 at home this season and are now tied with Kansas State (11-4 Big 12) atop the conference standings going into this weekend’s game at TCU. Tech committed only seven turnovers and owned a 44-34 rebounding advantage, but the Cowboys (10-18, 3-12 Big 12) finished the game making 17 3-pointers including a last-second one by Lindy Waters to force overtime. Texas Tech, which finished the month of February with a 6-1 record, finished the game 25-for-32 (78.1 percent) from the free-throw line, including going 5-for-6 in its first overtime session of the season.

“I think we have shown a lot of balance and we have

different guys stepping up,” Texas Tech coach Chris Beard said. “We continue to be a good defensive team. Oklahoma State really stretched us with that 3-point shot. A lot of respect for Oklahoma State, a team that has zero quit in them. I’ve said consistently I think they’re going to be a factor in the championship in Kansas City. Tonight, our guys found a way to play, and found a way to win when the other team was playing lights out.”

Owens would lead the Red Raiders with five points in overtime with a dunk on the first possession, a layup of an offensive rebound for a two-point lead with 3:23 remaining and then a free throw for a three-point lead a minute later. Matt Mooney scored four of his six points in overtime, making his first overtime layup with 1:13 remaining and then his next with 34 seconds to play. Tech led by two after Mooney’s layup before Moretti iced the game by making four straight free throws in the final 20 seconds to secure the game.

Moretti finished the game a career-high 12 free throws and is now shooting 78 of 84 (92.9 percent) at the line this season. He recorded a conference-high also despite only going 3-for-4 from the field including being 2-for-2 on 3-pointers. He hit his second 3-pointer with 2:26 left in regulation to give the Red Raiders a four-point lead and

would also make four free throws in the final 20 seconds to give the team a 71-68 lead before Waters extended the game five minutes. Culver recorded his fifth career double-double by going for 19 points and 10 rebounds, while Odiase had eight rebounds and eight points in the win. Texas Tech finished the game shooting 41.8 percent from the field, but was only 3-for-19 on 3-pointers a game after matching a program-best with 16 in the win over Kansas last Saturday. Mooney also added six assists for the second straight game and sixth time this season.

The Red Raiders had eight players score in the game, including getting seven from Deshawn Corprew who also finished with three rebounds while Brandone Francis and Tyler Edwards both had four. Owens has now scored in double figures in four straight games and finished with two blocked shots to extend his block streak to all 28 games this season. He now has 66 blocks on the season which is fourth all-time at Tech for a single season, behind only Tony Battie who set the single-season record with 71 blocks in the 1996-97 season, Brodney Kennard who had 69 blocks in 1999-2000 and Battie who is third on the list with 68 blocks in the 1995-96 campaign. Culver, who also scored 19 in the win at Oklahoma State in the first matchup, has now scored in double figures in 14 straight games and has double-digit rebounds in three games this season. He leads the Red Raiders with 18.0 points and 6.3 rebounds per game this season.

Texas Tech led 37-27 at halftime with Culver leading the team with nine points after starting the game on a 5-0 scoring run of his own, while Owens had nine points and three rebounds. Odiase had six points and four rebounds and Corprew had four for the Red Raiders who were shooting 40 percent from the field. The Cowboys were down only 10 after knocking down seven 3-pointers to overcome a 24-14 rebounding advantage by the Red Raiders who were only 2-for-10 from beyond the arc.

Culver, who also had five rebounds in the first half, started the game on a 5-0 run with a jumper and 3-pointer. The Red Raiders would go on a 6-0 run to take a 13-7 lead on a Corprew layup and had another 8-0 run on a Culver jumper for a 33-22 lead with 3:36 remaining in the half. The lead was at 13 on an Owens putback where Culver had three offensive rebounds on his own misses before Owens grabbed the fourth offensive board of the possession and scored. The Red Raiders had only three turnovers in the half, was 7-for-7 from the free-throw line and had eight assists on 14 field goals. Texas Tech swept the season series against the Cowboys after also earning a 78-50 win on Feb. 13 in Stillwater. It was the first sweep of OSU since 2016 and only the third time in program history.



Official Basketball Box Score -- Game Totals -- Final Statistics
Oklahoma St. vs Texas Tech
 2/27/19 6 p.m. at Lubbock, Tx (United Supermarkets Arena)

Oklahoma St. 80 • 10-18, 3-12

##	Player	Total		3-Ptr		Rebounds			PF	TP	A	TO	Blk	Stl	Min
		FG-FGA	FG-FGA	FT-FTA	Off	Def	Tot								
04	Thomas Dziagwa	* 7-12	6-9	0-0	0	6	6	4	20	4	3	0	0	0	44
12	Cameron McGriff	* 2-11	0-4	4-4	3	8	11	3	8	2	2	0	1	1	43
13	Isaac Likekele	* 2-7	0-1	3-3	1	3	4	3	7	3	3	0	1	1	28
14	Yor Anei	* 1-2	0-0	1-2	0	4	4	5	3	0	2	1	0	1	15
21	Lindy Waters, III	* 9-18	7-10	1-1	1	3	4	4	26	2	0	0	1	1	44
01	Curtis Jones	4-13	3-7	0-0	1	2	3	4	11	1	1	0	0	0	37
05	Duncan Demuth	0-0	0-0	0-0	0	0	0	0	0	0	0	0	0	0	2
31	Dee Mitchell	1-1	1-1	2-3	0	0	0	4	5	0	0	0	0	0	12
Team						0 2 2									
Totals		26-64	17-32	11-13	6	28	34	27	80	12	11	1	3	3	225
FG % 1st Half: 9-28		32.1%	2nd half: 15-29	51.7%	OT: 2-7	28.6%	Game: 26-64	40.6%	Deadball						
3FG % 1st Half: 7-15		46.7%	2nd half: 9-14	64.3%	OT: 1-3	33.3%	Game: 17-32	53.1%	Rebounds						
FT % 1st Half: 2-2		100.0	2nd half: 5-6	83.3%	OT: 4-5	80.0%	Game: 11-13	84.6%	2						

Texas Tech 84 • 23-5, 11-4

##	Player	Total		3-Ptr		Rebounds			PF	TP	A	TO	Blk	Stl	Min
		FG-FGA	FG-FGA	FT-FTA	Off	Def	Tot								
11	Owens, Tariq	* 7-10	0-0	2-3	4	2	6	4	16	0	1	2	1	1	32
13	Mooney, Matt	* 3-11	0-4	0-0	0	2	2	1	6	6	0	0	1	1	41
23	Culver, Jarrett	* 7-22	1-5	4-5	3	7	10	2	19	1	2	0	2	38	
25	Moretti, Davide	* 3-4	2-2	12-12	0	3	3	3	20	1	2	0	0	38	
32	Odiase, Norense	* 4-4	0-0	0-2	1	7	8	0	8	0	0	0	1	20	
00	Edwards, Tyler	0-4	0-4	4-4	0	4	4	2	4	1	0	0	0	19	
01	Francis, Brandone	1-5	0-2	2-4	0	4	4	3	4	2	0	1	0	24	
03	Corprew, Deshawn	3-7	0-2	1-2	1	2	3	1	7	0	1	1	0	13	
Team						3 1 4									
Totals		28-67	3-19	25-32	12	32	44	16	84	11	7	4	5	5	225
FG % 1st Half: 14-35		40.0%	2nd half: 10-23	43.5%	OT: 4-9	44.4%	Game: 28-67	41.8%	Deadball						
3FG % 1st Half: 2-10		20.0%	2nd half: 1-7	14.3%	OT: 0-2	0.0%	Game: 3-19	15.8%	Rebounds						
FT % 1st Half: 7-7		100.0	2nd half: 13-19	68.4%	OT: 5-6	83.3%	Game: 25-32	78.1%	6						

Officials: Tom Eades, Kelly Self, Jeb Hartness
 Technical fouls: Oklahoma St.-None. Texas Tech-None.
 Attendance: 12248

Score by periods	1st	2nd	OT	Total
Oklahoma St.	27	44	9	80
Texas Tech	37	34	13	84

	Points	In Paint	Off T/O	2nd Chance	Fast Break	Bench
OSU	8	8	11	0	0	16
TTU	36	6	13	0	0	15

Last FG - OSU OT-01:01, TTU OT-00:34.
 Largest lead - OSU by 1 2nd-03:35, TTU by 14 2nd-18:31.

Score tied - 4 times.
 Lead changed - 2 times.

(24-5) RED RAIDERS WIN 12TH BIG 12 CONFERENCE GAME WITH 15-POINT WIN AT TCU

FORT WORTH, Texas – Texas Tech established a pair of program records by winning their 12th Big 12 Conference game of the season and extending a seven-game conference winning streak with an 81-66 win over TCU on Saturday at the Schollmaier Arena.

Tariq Owens recorded a double-double with 12 points and 13 rebounds, while Jarrett Culver and Davide Moretti both scored 15 points to help lead the No. 11 Red Raiders (24-5, 12-4 Big 12) to their fifth conference road win. Tech finished the game with five players in double-figure scoring, shooting 56.9 percent from the field with eight 3-pointers and held the Horned Frogs (18-11, 6-11 Big 12) to only 38.7 percent shooting. The Red Raiders, who swept the season series over TCU, jumped out to a 43-25 halftime lead which was their seventh straight game with a double-digit halftime lead.

With only two games remaining in the regular season against Texas and Iowa State, the Red Raiders are atop the Big 12 Conference standings with Kansas State (12-4 Big 12) which earned a 66-60 win over Baylor on Saturday night.

Owens, who also had double-doubles with 13 points and 11 rebounds against Memphis and 12 points and 10 rebounds against Kansas, would add three blocked shots to take his season total to 69 and only two behind the Tech single-season record of Tony Battie from the 1996-97 season. His 13 rebounds were a season high and one shy of his career high of 14 against Seton Hall when he played for St. John's. He has now scored in double figures in five straight games and is averaging 9.6 points and 6.0 rebounds per game in conference play. Culver matched a career-high with seven assists and season-high five steals to go along with his 15 points and Moretti was 3-for-6 on 3-pointers and is now 12-for-20 in the past four games from beyond the arc. Tech's bench outscored TCU's by a 24-0 margin, led by Deshawn Corprew who finished with 12 points after going 5-for-6 from the field with two 3-pointers and Brandone Francis who had nine points. Matt Mooney added 11 points and had six assists for the third straight game.

"We always feel like we are the underdog and have a chip on our shoulder," Texas Tech coach Chris Beard said. "That's just us. This game was the biggest game that we've ever played or coached in. That's how we approached each game. I'd hate to go into any game thinking the other guy wanted it more than us. Our guys were ready to play

today."

Texas Tech finished with a season-high 22 assists and now has six games this season with 20 or more assists in the game where the Red Raiders led by as many as 23 and led for 39 of the 40 minutes of play. Tech had established program's best with 11 conference wins and a six-game conference winning streak last season before surpassing it with the win over the Horned Frogs.

TCU started second half on a 10-0 run before 3-pointers by Moretti, Corprew and Mooney gave the Red Raiders an 8-0 run of their own and a 54-39 lead with 14:04 remaining in the game. A jumper by Culver gave Tech a 57-45 lead with 11:50 to play and also gave Culver 11 points in the game. The Horned Frogs were able to cut an 18-point deficit to seven with their early run before the Red Raiders pushed it back and never let the game get back to single digits. The lead was back to 20 after a pair of thunderous dunks by Culver and Owens followed by a 3-pointer from Francis for a 77-57 lead with 2:28 to play.

Texas Tech owned a 43-25 halftime lead after going 19-for-32 (59.4 percent) from the field and limiting the Horned Frogs to 8-for-28 (28.6). The Red Raiders also had a 20-13 rebounding advantage, had 13 assists on their 19 field goals and had forced nine TCU turnovers. Tech had eight players score in the half where they led by 18 and in double digits for the seventh straight game.

Owens was leading the Red Raiders with 10 points and seven assists at halftime after starting the game 5-for-5 from the field, while Culver had eight points and six assists. Tech had three 3-pointers in the opening half, first by Moretti would score five points in the first half before Tyler Edwards and Deshawn Corprew knocked down a pair of 3s. The Tech bench outscored TCU by a 14-0 margin the first half with Francis going for six points, Corprew five and Edwards three. TCU's Kouat Noi led the Horned Frogs with eight points at the break and Desmond Bane had seven. JD Samuel led TCU for the game with 18 points with Alex Robinson finishing with 17 and Noi at 15. TCU shot 47.1 percent in the second half with six 3-pointers but also saw the Red Raiders shoot 53.8 percent in the second half with five 3-pointers.

Texas Tech jumped out fast on TCU, leading by 11 just nine minutes into the game on a layup by Francis for its first double-digit lead and then led by 20 on the 3-pointer by Edwards. Tech's largest lead of the first half was at 23 on a jumper by Culver that capped a 14-2 lead. TCU started the game shooting 4-for-20 from the field before going on an 8-0 run to cut it to 15 with two minutes remaining in the half. A tip-in and then jumper by Owens were the final baskets of the half and pushed the lead back to 18.



Official Basketball Box Score -- Game Totals -- Final Statistics
Texas Tech vs TCU
03/02/19 3:05 PM at Fort Worth, Texas (Schollmaier Arena)

Texas Tech 81 • 24-5 (12-4)

##	Player	Total	3-Ptr	Rebounds	PF	TP	A	TO	Blk	Stl	Min	FG		FT		Game	Game	Deadball		
												FG-FGA	FG-FGA	FT-FTA	Off				Def	Tot
11	Owens, Tariq	f	6-8	0-0	0-0	5	8	13	2	12	2	0	3	0	34					
32	Odiase, Norese	c	2-2	0-0	0-0	0	1	1	1	4	0	1	1	0	16					
13	Mooney, Matt	g	5-11	1-3	0-0	0	5	5	2	11	6	3	0	1	35					
23	Culver, Jarrett	g	5-11	0-2	5-6	1	5	6	1	15	7	4	1	5	36					
25	Moretti, Davide	g	5-8	3-6	2-2	0	2	2	2	15	5	3	0	0	36					
00	Edwards, Kyler		1-3	1-1	0-0	0	0	0	0	3	1	0	0	0	11					
01	Francis, Brandone		4-9	1-6	0-0	1	0	1	2	9	0	1	0	0	18					
03	Corprew, Deshawn		5-6	2-3	0-0	1	0	1	1	12	1	0	0	0	14					
Team						2	2	4												
Totals			33-58	8-21	7-8	10	23	33	11	81	22	12	5	6	200					
FG % 1st Half:		19-32	59.4%	2nd half:	14-26	53.8%	Game:		33-58	56.9%	Deadball									
3FG % 1st Half:		3-9	33.3%	2nd half:	5-12	41.7%	Game:		8-21	38.1%	Rebounds									
FT % 1st Half:		2-3	66.7%	2nd half:	5-5	100.0	Game:		7-8	87.5%	1									

TCU 66 • 18-11 (6-11)

##	Player	Total	3-Ptr	Rebounds	PF	TP	A	TO	Blk	Stl	Min	FG		FT		Game	Game	Deadball		
												FG-FGA	FG-FGA	FT-FTA	Off				Def	Tot
12	NOI, Kouat	f	6-17	3-10	0-0	1	1	2	1	15	1	3	0	4	34					
15	MILLER, JD	f	6-10	4-4	2-4	6	2	8	0	18	2	1	0	2	36					
21	SAMUEL, Kevin	c	3-6	0-0	3-6	3	6	9	2	9	0	0	1	1	37					
01	BANE, Desmond	g	2-8	1-4	2-2	1	4	5	1	7	2	1	1	1	34					
25	ROBINSON, Alex	g	7-17	1-4	2-2	2	0	2	3	17	6	2	0	2	34					
05	DAVIS, Kendric		0-1	0-1	0-0	0	1	1	1	0	3	1	0	0	10					
22	NEMBARD, RJ		0-3	0-2	0-0	0	1	1	1	0	1	2	0	0	15					
Team						2	0	2												
Totals			24-62	9-25	9-14	15	15	30	9	66	15	12	2	10	200					
FG % 1st Half:		8-28	28.6%	2nd half:	16-34	47.1%	Game:		24-62	38.7%	Deadball									
3FG % 1st Half:		3-10	30.0%	2nd half:	6-15	40.0%	Game:		9-25	36.0%	Rebounds									
FT % 1st Half:		6-10	60.0%	2nd half:	3-4	75.0%	Game:		9-14	64.3%	5									

Officials: Gerry Pollard, Kipp Kissinger, Rick Crawford
Technical fouls: Texas Tech-None. TCU-None.
Attendance: 6616

Score by periods	1st	2nd	Total
Texas Tech	43	38	81
TCU	25	41	66

Points	In	Off	2nd	Fast	Bench
TTU	34	20	15	4	24
TCU	30	11	14	8	0

Last FG - TTU 2nd-00:17, TCU 2nd-00:07.
Largest lead - TTU by 23 1st-04:14, TCU by 2 1st-18:54.

Score tied - 2 times.
Lead changed - 3 times.

(25-5) RED RAIDERS CLOSE OUT HOME SCHEDULE WITH 19-POINT WIN OVER LONGHORNS, 17-1 HOME RECORD

LUBBOCK, Texas – The Big 12 Conference regular-season title will come down to the final day of the season after No. 8 Texas Tech earned a 70-51 win over Texas on Senior Night at the United Supermarkets Arena and No. 18 Kansas State won on the road at TCU on Monday as the teams remain tied atop the standings going into Saturday.

The Red Raiders (25-5, 13-4 Big 12) extended their winning streak to eight games, improved to 17-1 at home for the second straight season and are in position to win their first conference regular-season title since earning a Southwest Conference championship in 1996. Tech held an opponent under 55 points for the 12th time this season and under 30 percent shooting for the sixth after limiting the Longhorns (16-14, 8-9 Big 12) to only 29.6 percent shooting on the night. After 17 rounds of the Big 12 Conference fight, a win at Iowa State would clinch at least a share of the conference title.

“It feels great, honestly,” TTU senior Norene Odiase said. “We have worked so hard for this moment to be 40 minutes away from the championship. We just lock in every possession, every practice, and every walk through.

It is paying off right now, so it feels good.”

Texas Tech will now travel to play the Cyclones at 1 p.m. on Saturday in its regular-season finale, KSU hosts Oklahoma at 5 p.m. on Saturday and No. 13 Kansas (11-5) plays Baylor in Lawrence on the final day of the season after its game against Oklahoma on Tuesday.

“This is what it’s all about,” said Chris Beard, who improved to 50-5 at home in three seasons as Tech’s head coach. “This is the thing we talk about. We always want to be a part of the fight. You want to be trying to play your best basketball during March. Of course I want to coach all of March and into April. This is what we are here for. I am so proud of our players.”

Texas Tech honored its senior class of Odiase, Brandone Francis, Tariq Owens and Matt Mooney along with Andrew Sorrells who will be graduating in May before the game. Odiase has now been a part of 102 wins during his five years at Tech and would finish with three blocked shots to help lead the team to the win. Each senior scored and would combine for 36 points in the 19-point win to close out their careers on their home court.

“That’s one of the most rewarding things as a coach,”

Beard said. “It’s obviously about trying to win games and championships but there’s another more important side. Let’s talk about these five guys, each one of them has their degree, three of them are working towards their graduate degrees, just all unselfish guys.”

Jarrett Culver led the Red Raiders with 16 points and seven rebounds, while Matt Mooney had 15 points, Brandone Francis added 12 to lead the reserves and Davide Moretti went for 11 points after going 3-for-3 on 3-pointers. Texas Tech senior Tariq Owens established a new single-season program record after having three blocks and now has 72 on the season to pass Tony Battie who had held the record since 1996-97. Owens has recorded a block in every game this season and would also have five rebounds and two steals in the win.

Texas Tech led 32-23 at halftime to jump out to its eighth straight double-digit halftime lead after shooting 14-for-26 (53.8 percent) from the field and limiting the Longhorns to only 29.6 percent from the field and 2-for-9 on 3-pointers. Mooney led the Red Raiders at halftime with 11 points after going 5-for-7 from the field in the opening 20 minutes and Deshawn Corprew added seven points and six rebounds. Corprew finished the game with that same stat line that helped the Red Raiders own a 22-15 advantage in bench scoring.

The Red Raiders, who are now outscoring opponents by a 14.6 margin this season and by a 20.4 margin during the eight-game winning streak, had a 15-point lead on a jumper by Mooney with 1:30 remaining in the first half and took a 50-34 lead on a Francis 3-pointer midway through the second half. Tech’s lead hit 20 for the first time in the game with Culver hitting a 3-pointer with 8:38 remaining and the largest advantage of the game was at 21 when Andrew Sorrells hit another 3 in the final minute of play. The Red Raiders finished the game shooting 9-for-18 from beyond the arc and was 11-for-16 at the free-throw line.

Moretti is now 11-for-15 on 3-pointers in the past four games and leads the team with 58 3-pointers this season at a 47.2 percentage. Moretti, who leads the nation by shooting 93.0 percent on free throws, didn’t get to the line in the game. Culver scored 12 of his 16 points in the second half and has now scored in double-digits in 28 of 30 games and leads the team with 17.9 points per game. He also now has 110 assists this season going into the regular-season finale.

Texas Tech swept the season series over the Longhorns for the first time since 1996 and had their largest margin of victory over them since earning 29-point and 30-point wins back in 1984. The Red Raiders have now won four straight over Texas after also taking a 68-62 victory earlier this season in Austin. Tech’s eight-game conference winning streak extends the program record and the Red Raiders are now a win in Ames away from securing at least a share of their first Big 12 Conference regular-season title in program history. Beard is now 70-29 overall in his three seasons as the team’s head coach and earned his 100th victory as a NCAA Division I head coach after leading Little Rock to a 30-5 record in the 2015-16 season before returning to Lubbock.

Official Basketball Box Score -- Game Totals -- Final Statistics																	
Texas vs Texas Tech																	
3/4/19 8 p.m. at Lubbock, Tx (United Supermarkets Arena)																	
Texas 51 • 16-14, 8-9																	
##	Player	Total			3-Ptr			Rebounds			PF	TP	A	TO	Blk	Stl	Min
		FG-FGA	FG-FGA	FT-FTA	FG-FGA	FG-FGA	FT-FTA	Off	Def	Tot							
02	Coleman III, Matt	* 6-15	1-4	3-3	0	1	1	3	16	1	3	0	0	0	0	32	
03	Ramey, Courtney	* 1-5	0-2	1-2	0	3	3	2	3	0	4	0	0	0	20		
10	Hayes, Jaxson	* 1-2	0-0	4-5	2	2	4	3	6	0	0	0	0	0	22		
13	Febres, Jase	* 1-10	0-5	2-4	1	3	4	2	4	1	0	0	1	1	40-		
21	Osetkowski, Dylan	* 2-4	1-1	2-2	2	3	5	0	7	0	1	0	1	0	21		
00	Liddell, Gerald	0-0	0-0	0-0	0	1	1	3	0	0	0	0	0	0	5		
20	Sims, Jericho	2-4	0-0	0-0	4	1	5	2	4	0	1	1	1	0	18		
33	Hepa, Kamaka	0-1	0-1	0-0	1	2	3	1	0	0	0	2	0	0	15		
55	Mitrou-Long, Elijah	3-13	2-5	3-4	0	3	3	1	11	1	0	0	0	0	27		
Team					1	1	2										
Totals		16-54	4-18	15-20	11	20	31	17	51	3	9	3	2		200		
FG % 1st Half: 8-27 29.6%		2nd half: 8-27 29.6%		Game: 16-54 29.6%		Deadball Rebounds 3											
3FG % 1st Half: 2-9 22.2%		2nd half: 2-9 22.2%		Game: 4-18 22.2%													
FT % 1st Half: 5-5 100.0		2nd half: 10-15 66.7%		Game: 15-20 75.0%													
Texas Tech 70 • 25-5, 13-4																	
##	Player	Total			3-Ptr			Rebounds			PF	TP	A	TO	Blk	Stl	Min
		FG-FGA	FG-FGA	FT-FTA	FG-FGA	FG-FGA	FT-FTA	Off	Def	Tot							
11	Owens, Tariq	* 1-1	0-0	1-2	1	4	5	4	3	0	0	3	2	1	18		
13	Mooney, Matt	* 6-12	1-2	2-3	0	2	2	2	15	4	2	0	1	1	35		
23	Culver, Jarrett	* 5-15	1-4	5-6	1	6	7	1	16	3	1	2	2	1	37		
25	Moretti, Davide	* 4-4	3-3	0-0	0	2	2	4	11	4	1	0	1	1	26		
32	Odiase, Norene	* 1-2	0-0	1-1	1	2	3	4	3	0	0	3	0	0	27		
00	Edwards, Kyle	0-1	0-0	0-0	0	1	1	0	0	0	0	0	0	0	5		
01	Francis, Brandone	4-9	2-6	2-2	0	4	4	0	12	0	0	0	0	0	29		
03	Corprew, Deshawn	3-5	1-2	0-0	1	5	6	3	7	1	2	0	1	1	19		
10	Ondigo, Malik	0-0	0-0	0-0	0	0	0	0	0	0	0	0	0	0	1		
20	Hicks, Parker	0-0	0-0	0-0	0	1	1	0	0	0	0	0	0	0	1		
24	Benson, Avery	0-0	0-0	0-2	0	0	0	0	0	0	0	0	0	0	1		
30	Sorrells, Andrew	1-1	1-1	0-0	0	0	0	0	3	0	0	0	0	0	0+		
35	Mballa, Josh	0-0	0-0	0-0	0	0	0	0	0	0	0	0	0	0	1		
Team					0	2	2										
Totals		25-50	9-18	11-16	4	29	33	18	70	12	7	8	7		200		
FG % 1st Half: 14-26 53.8%		2nd half: 11-24 45.8%		Game: 25-50 50.0%		Deadball Rebounds 6											
3FG % 1st Half: 2-8 25.0%		2nd half: 7-10 70.0%		Game: 9-18 50.0%													
FT % 1st Half: 2-2 100.0		2nd half: 9-14 64.3%		Game: 11-16 68.8%													
Officials: Doug Simmons, James Luckie, Marques Pettigrew																	
Technical fouls: Texas-None. Texas Tech-TEAM.																	
Attendance: 15098																	
Score by periods				1st	2nd	Total											
Texas				23	28	51											
Texas Tech				32	38	70											
Points	In Paint	Off T/O	2nd Chance	Fast Break	Bench												
UT	24	2	7	0	15												
TTU	24	6	4	6	22												
Last FG - UT 2nd-02:40, TTU 2nd-00:54.																	
Largest lead - UT by 1 1st-16:03, TTU by 21 2nd-04:40.																	
Score tied - 1 time.																	
Lead changed - 2 times.																	

(26-5) RED RAIDERS DOWN CYCLONES IN REGULAR-SEASON FINALE; WIN SHARE OF BIG 12 TITLE

AMES, Iowa – Texas Tech won this fight.

For the first time in program history, the No. 8 Red Raiders have earned the Big 12 Conference regular-season championship after extending a nine-game winning streak with an 80-73 victory over Iowa State in the 18th round of the conference fight on Saturday at Hilton Coliseum.

Texas Tech (26-5, 14-4 Big 12) finished as co-champions with Kansas State which earned a 68-53 win over Oklahoma on Saturday in Manhattan, Kansas. The Red Raiders, who also snapped a seven-game losing streak in Ames, have now won 13 regular-season titles in program history after winning six Southwest Conference regular-season titles (1961, 1962, 1973, 1985, 1995, 1996) and six Border Conference regular-season championships (1933, 1934, 1935, 1954, 1955, 1956). Tech will begin its next fight as the second seed in the Phillips 66 Big 12 Conference Championship next week where it will play at 6 p.m. on Thursday against the Oklahoma-West Virginia first-round winner.

“Our deal from the first day was to be a part of the fight,” Texas Tech coach Chris Beard said. “The first year we were really competitive but we just couldn’t win the close games. Last year we were right there down there down the stretch. To get here in our third year you have to give all of our players the credit. They are the ones that believed. You can imagine all the outside noises. It starts in recruiting when people say you can’t win the Big 12 at Texas Tech. I’ve always disagreed. You get the right people in the locker room it’s all about culture and expectations.”

Jarrett Culver scored a career-high 31 points with four 3-pointers, while Davide Moretti also hit four 3-pointers and finished with 20 points for the Red Raiders and Matt Mooney added 13 points and five assists. Tariq Owens also had a career night with 14 rebounds and Brandone Francis hit two second-half 3-pointers to help lead the team to the win. Culver finished the game 12-for-19 from the field for the Red Raiders who were 13-for-13 from the free-throw line in the game. Owens would also go for eight points and extended his season-long block streak to 31 with three against the Cyclones. He now has a 75 blocked shots this season, while Mooney has 54 steals after leading the Red Raiders with four in the game. Moretti is now 25-for-39 (64.1 percent) on 3-pointers during the nine-game winning streak and is also 33-for-34 from the free-throw line after going 4-for-4 in the win over the Cyclones. He leads the nation by shooting 93.3 percent from the line, finishing the regular season 84-for-90 and with 11.6 points per game.

Tech had a 14-9 turnover margin advantage in the game that evened the season series with ISU.

Culver surpassed his previous career-high of 30 points against Abilene Christian, finished the game shooting 12-for-19 from the field and also added four rebounds and three assists. He has now scored 982 career points and finishes the regular season averaging 18.3 points, 6.2



Official Basketball Box Score -- Game Totals -- Final Statistics

Texas Tech vs ISU

03/09/19 1:01 p.m. at Hilton Coliseum - Ames, Iowa

Texas Tech 80 • 26-5, 14-4 (#8)

#	Player	Total			3-Ptr			Rebounds			PF	TP	A	TO	Blk	Stl	Min
		FG	FGA	%	FG	FGA	%	Off	Def	Tot							
11	Owens, Tariq	* 2-2	0-0	4-4	5	9	14	4	8	0	3	3	0	25			
13	Mooney, Matt	* 5-16	1-4	2-2	1	5	6	3	13	5	2	0	4	35			
23	Culver, Jarrett	* 12-19	4-8	3-3	1	3	4	2	31	3	2	0	0	37			
25	Moretti, Davide	* 6-12	4-6	4-4	0	3	3	3	20	2	0	0	1	37			
32	Odiase, Norense	* 1-3	0-0	0-0	1	4	5	0	2	0	2	0	0	18			
00	Edwards, Kyle	0-1	0-0	0-0	0	0	0	0	0	0	0	0	0	6			
01	Francis, Brandone	2-9	2-7	0-0	1	3	4	5	6	3	0	1	2	26			
03	Corprew, Deshawn	0-3	0-1	0-0	0	0	0	2	0	0	0	1	1	16			
Team					1	0	1										
Totals		28-65	11-26	13-13	10	27	37	19	80	13	9	5	8	200			

FG % 1st Half:	13-34	38.2%	2nd half:	15-31	48.4%	Game:	28-65	43.1%	Deadball Rebounds:	0
3FG % 1st Half:	6-14	42.9%	2nd half:	5-12	41.7%	Game:	11-26	42.3%		
FT % 1st Half:	2-2	100.0	2nd half:	11-11	100.0	Game:	13-13	100.0		

ISU 73 • 20-11, 9-9

#	Player	Total			3-Ptr			Rebounds			PF	TP	A	TO	Blk	Stl	Min
		FG	FGA	%	FG	FGA	%	Off	Def	Tot							
01	Weiler-Babb, Nick	* 1-4	0-1	3-5	2	4	6	1	5	2	1	2	1	33			
03	Shayok, Marial	* 6-13	4-8	1-2	0	1	1	3	17	2	4	0	0	31			
12	Jacobson, Michael	* 6-10	0-1	3-4	2	4	6	3	15	2	1	0	1	27			
22	Haliburton, Tyrese	* 0-3	0-1	0-0	0	5	5	0	0	0	0	1	1	22			
23	Talley Jr., Zoran	* 2-3	0-0	0-0	0	2	2	0	4	0	0	0	0	17			
04	Conditt IV, George	1-1	0-0	0-0	0	1	1	2	2	0	2	1	0	14			
05	Wigginton, Lindell	3-11	2-4	9-14	2	5	7	3	17	4	3	0	0	29			
11	Horton-Tucker, Talen	5-9	2-4	1-1	1	1	2	2	13	2	2	0	0	27			
Team					1	4	5										
Totals		24-54	8-19	17-26	8	27	35	14	73	12	14	4	3	200			

FG % 1st Half:	12-24	50.0%	2nd half:	12-30	40.0%	Game:	24-54	44.4%	Deadball Rebounds:	4
3FG % 1st Half:	5-11	45.5%	2nd half:	3-8	37.5%	Game:	11-26	42.1%		
FT % 1st Half:	7-10	70.0%	2nd half:	10-16	62.5%	Game:	17-26	65.4%		

Officials: Tom Eades, Patrick Adams, Chance Moore
 Technical fouls: Texas Tech-None. ISU-None.
 Attendance: 14384
 Fouled out: TTU #1 Francis (1:14)
 Flagrant 1: TTU #11 Owens (4:15, 2nd)

Score by periods	1st	2nd	Total
Texas Tech	34	46	80
ISU	36	37	73

Points	In Paint	Off T/O	2nd Chance	Fast Break	Bench
TU	26	14	11	8	6
ISU	24	15	8	0	32

Last FG - TTU 2nd-00:57, ISU 2nd-00:12.
 Largest lead - TTU by 7 2nd-06:56, ISU by 8 1st-18:35.

Score tied - 4 times.
 Lead changed - 11 times.

rebounds and 3.6 assists per game.

“I told him all week in preparation that we wouldn’t need him to score 30,” Beard said. “We needed him to have a great defensive game, share the ball and take what the defense gave him. I was incorrect though. It’s not the first time I was wrong in my life. We needed all those 31 he gave us. He’s a special player and he’d be the first to tell you that he would give all his teammates who passed for him and screened for him all the credit. He’s a really unselfish guy.”

Texas Tech trailed by two at halftime after Moretti took the game into the break with a buzzer-beating 3-pointer and then took the lead on a Culver 3-pointer on its first possession of the second half. Tech, which went 6-3 on the road in Big 12 play, would lead for most of the second half before it was tied at 65 with four minutes remaining before a Francis 3-pointer was followed by a Culver jumper and two Owens free throws for a 72-65 lead with two minutes remaining. The halftime deficit was their first during the nine-game winning streak and the seven-point margin to end the game was also the largest of the game.

“I thought there were a lot of key parts to the game today,” Beard said. “We got down 8-0 and the ability to come back in was big. It looked like we might be down

eight or nine at halftime and that’s not where we wanted to be. We won those last two minutes in the first half. Those were pivotal parts of the game. For the most part, when Iowa State made a play which most great teams do, we had an answer.”

Texas Tech took a 51-45 after going on a 10-0 run with Moretti starting it with a jumper, followed by a 3-pointer by Culver. Moretti would hit his fourth 3-pointer of the game to build the 8-0 run with 13:32 remaining. Moretti had 16 points at that point in the game and was 4-for-5 on 3-pointer for the Red Raiders who were up four after having knocked down nine 3s. A Mooney layup took the run to 10-0 before a Shayok jumper made it 51-47 with 11:43 remaining. On the next possession, Culver missed a 3-pointer but it was followed by a dunk by Owens as the Red Raiders continued their second-half momentum that was at 57-54 after four straight from Mooney – a layup and a pair of free throws as the game got under the eight minute mark.

Texas Tech trailed 36-34 at halftime after Moretti buried a 3-pointer at the halftime buzzer off an assist to cap a 6-0 run by the Red Raiders that started with Mooney hitting a 3 at the shot-clock buzzer on the previous possession. ISU led by eight points three times in the first half before taking the two-point halftime lead with Tech going 6-for-14 on 3-pointers in the half.

(26-6) RED RAIDERS FALL IN QUARTERFINAL MATCHUP AGAINST WEST VIRGINIA AT BIG 12 CHAMPIONSHIPS

KANSAS CITY – Texas Tech was knocked out of the Phillips 66 Big 12 Conference Championship after a 79-74 quarterfinal loss to West Virginia on Thursday at the Sprint Center.

The No. 7 Red Raiders (26-6) trailed by as many as 17 points in the first half before taking a one-point lead with two minutes remaining in the game, but the Mountaineers (14-19) went 9-for-9 at the free-throw line in the final two minutes to pull out the win and advance to the semifinals. WVU finished the game shooting 20 of 22 from the free-throw line and owned a 22-11 advantage in second-chance points as they eliminated Tech from the Big 12 tournament for the second straight season.

Texas Tech will now wait until Selection Sunday to see where and who it will play next when the NCAA announces the bracket at 5 p.m. on Sunday. The Red Raiders will making their 17th appearance in the NCAA tournament and will host a watch party at 4ORE! Golf for their fans.

Jarrett Culver recorded his fourth double-double of the season with 26 points and 10 rebounds, while also going for five steals and four assists. Culver went over 1,000 points in his career in the game where he was 11-for-24 from the field. The Red Raiders finished the game 16-for-18 at the free-throw line but were out-rebounded 44-30 in the game. Tech had four players score in double figures with Tariq Owens going for 14 points, Matt Mooney scoring 13 and Davide Moretti recording 10. Owens was 8-for-8 from the free-throw line and also had three blocks for the fourth straight game. Mooney was 3-for-5 on 3-pointers in the game for Tech which went 6-for-18 from beyond the arc.

The Red Raiders, which had a nine-game winning streak end with the loss, were down 63-47 with 8:38 remaining on an Emmitt Matthews 3-pointer for West Virginia before they started chipping away. A Culver layup made it a nine-point game with 5:40 on the clock before a Brandone Francis layup cut the deficit to seven. Moretti would hit his second 3-pointer of the game to make it 65-61 but WVU answered with a Jordan McCabe 3-pointer. The Red Raiders pulled to three on a Culver dunk that gave him 1,001 career points with 3:06 remaining before they took their first lead on a Culver fastbreak layup after he had blocked a 3-point attempt by McCabe on the other end. The 69-68 lead would be the only advantage the Red Raiders would have in the game as the Mountaineers continued getting to the free-throw line and knocking down their shots. Down 77-74, Culver missed a 3-pointer with 10 seconds remaining which was rebounded by Matthews who was fouled and hit two free throws to secure the win.

Matthews led WVU with 28 points and eight rebounds,



Official Basketball Box Score -- Game Totals -- Final Statistics
West Virginia vs Texas Tech
 03/14/19 6:03 p.m. at Kansas City, Mo. (Sprint Center)

West Virginia 79 • 14-19, 4-14

#	Player	Total			3-Ptr			Rebounds			PF	TP	A	TO	Blk	Stl	Min
		FG	FGA	FT	FTA	FG	FGA	FT	FTA	Off							
01	Culver, Derek	f	1-8	0-0	4-4	3	10	13	3	6	3	1	1	1	1	32	
11	Matthews Jr., Emmitt	f	10-14	2-4	6-6	6	2	8	3	28	1	2	1	2	33		
15	West, Lamont	f	3-10	2-4	2-2	1	4	5	4	10	2	2	0	1	34		
05	McCabe, Jordan	g	4-18	2-7	3-3	2	2	4	1	13	8	4	0	4	35		
10	Haley, Jermaine	g	3-6	0-1	5-5	2	3	5	4	11	3	5	0	2	37		
02	Knapper, Brandon		1-3	0-1	0-0	0	2	2	1	2	1	3	0	1	9		
12	Gordon, Andrew		0-1	0-0	0-0	0	1	1	0	0	0	0	0	0	4		
14	Harler, Chase		3-4	1-2	0-0	0	0	0	1	7	0	0	0	1	12		
31	Routt, Logan		1-3	0-0	0-2	3	1	4	1	2	0	0	1	0	4		
Team						2	0	2									
Totals			26-67	7-19	20-22	19	25	44	18	79	18	17	3	12	200		

FG % 1st Half:	15-36	41.7%	2nd half:	11-31	35.5%	Game:	26-67	38.8%	Deadball Rebounds	1,1
3FG % 1st Half:	4-8	50.0%	2nd half:	3-11	27.3%	Game:	7-19	36.8%		
FT % 1st Half:	4-4	100.0	2nd half:	16-18	88.9%	Game:	20-22	90.9%		

Texas Tech 74 • 26-6, 14-4

#	Player	Total			3-Ptr			Rebounds			PF	TP	A	TO	Blk	Stl	Min
		FG	FGA	FT	FTA	FG	FGA	FT	FTA	Off							
11	Owens, Tariq	f	3-4	0-0	8-8	2	3	5	5	14	1	1	3	0	33		
32	Odiase, Norene	c	1-2	0-0	0-0	2	0	2	3	2	0	0	2	2	15		
13	Mooney, Matt	g	3-10	3-5	4-5	1	1	2	4	13	5	4	0	1	33		
23	Culver, Jarrett	g	11-24	0-6	4-5	2	8	10	0	26	4	4	1	5	37		
25	Moretti, Davide	g	4-9	2-5	0-0	0	3	3	3	10	0	3	0	3	34		
00	Edwards, Kyler		1-2	0-0	0-0	0	1	1	1	2	0	0	0	0	15		
01	Francis, Brandone		2-4	1-2	0-0	0	2	2	3	5	0	2	0	0	23		
03	Corprew, Deshawn		1-2	0-0	0-0	0	1	1	0	2	0	1	0	1	8		
10	Ondigo, Malik		0-0	0-0	0-0	0	0	0	0	0	0	0	0	0	1		
24	Benson, Avery		0-0	0-0	0-0	0	1	1	0	0	0	0	0	0	1		
Team						0	3	3									
Totals			26-57	6-18	16-18	7	23	30	19	74	10	15	6	12	200		

FG % 1st Half:	10-26	38.5%	2nd half:	16-31	51.6%	Game:	26-57	45.6%	Deadball Rebounds	0
3FG % 1st Half:	3-10	30.0%	2nd half:	3-8	37.5%	Game:	6-18	33.3%		
FT % 1st Half:	6-6	100.0	2nd half:	10-12	83.3%	Game:	16-18	88.9%		

Officials: Kipp Kissinger, Gary Maxwell, Marques Pettigrew
 Technical fouls: West Virginia-None. Texas Tech-None.
 Attendance: 18927
 2019 Phillips 66 Big 12 Men's Basketball Championship Quarterfinal

Score by periods	1st	2nd	Total
West Virginia	38	41	79
Texas Tech	29	45	74

	Points	In Paint	Off T/O	2nd Chance	Fast Break	Bench
WVU	34	16	22	8	11	11
TTU	38	24	11	14	9	9

Last FG - WVU 2nd-00:23, TTU 2nd-00:22.
 Largest lead - WVU by 17 1st-09:28, TTU by 4 1st-18:56.

Score tied - 2 times.
 Lead changed - 5 times.

while McCabe went for 13 points and eight assists. The Mountaineers finished the game with seven 3-pointers with McCabe, Matthews and Lamont West each having two. Matthews was 6-for-6 from the free-throw line, while Derek Culver had 13 rebounds and six points. WVU was 16-for-18 at the line in the second half, while Tech was 10-for-12.

Texas Tech trailed 38-29 at halftime and were down by as many as 17 midway through the half. The Mountaineers built their lead by owning a 26-11 rebounding advantage and also hitting four 3-pointers. The Red Raiders had committed seven turnovers and were just 3-for-10 on 3-pointers and 10-for-26 from the field.

Down 28-11, Deshawn Corprew hit a jumper to stop a WVU run followed by a Mooney 3-pointer and help the Red Raiders get back into the game. WVU's 12-0 was followed by the Red Raiders going on an 11-0 run that included a Francis 3-pointer to cut it to 10 with four minutes to play before a pair of Owens free throws made it 33-29.

Culver led the Red Raiders with six points at halftime,

while Moretti and Mooney had five each. Culver will now go into the NCAA tournament having scored 1,008 points in his career. He is the first player in program history to reach the 1,000-point milestone as a freshman-sophomore and is the 42nd player to reach it. Moretti has now made at least one 3-pointer in 21 straight games, while Owens is at 78 blocks this season to increase the program's new single-season record.

Texas Tech is now 14-23 all-time 23 appearances at the Big 12 Conference Championship. The Mountaineers advanced where they will now play the Kansas at 8 p.m. on Friday at the Sprint Center.

(27-6) RED RAIDERS ADVANCE IN NCAA TOURNAMENT WITH WIN OVER NORSE

TULSA, Oklahoma – Jarrett Culver went for 29 points, eight rebounds and seven assists, Tariq Owens added five blocks and Matt Mooney recorded eight assists to help lead No. 3 seed Texas Tech to a 72-57 first-round win over No. 14 Northern Kentucky on Friday at the BOK Center.

The Red Raiders (27-6) advance to the second round where they will play Buffalo on Sunday at a time to be announced on Friday night. The Bulls (32-3) advanced with a 91-74 win over Arizona State in the second game in Tulsa.

“We’re trying to win two games in three days,” Texas Tech coach Chris Beard said. “The first game of the tournament is always the toughest. Just really proud of our guys tonight and our team effort. I thought we won this game as a team. I think in the second half, more than any big adjustment, we just wanted to stay aggressive.”

Texas Tech finished the game shooting 52.8 percent from the field with six 3-pointers, while the Norse (26-9) finished their season by being limited to 37.1 percent shooting from the field and 5-for-22 from beyond the arc. Tech has now shot over 50 percent in 13 games this season and has limited 20 opponents under 40 percent shooting. The Red Raiders were up 30-26 at halftime despite going 1-for-8 from the free-throw line in the first half before responding by going 9-for-9 at the line in the second half. The Red Raiders are now 12-18 in 17 appearances in the NCAA Tournament and have advanced to the second round for the second straight season.

Up only four at halftime, Texas Tech would take its first double-digit lead of the game at 44-34 on an Owens layup with 15 minutes to play. The advantage would only dip to single-digits for a brief moment a minute later before an alley-oop from Mooney to Owens sparked a 6-0 run that had the Red Raiders up 15 with 11 to play. Tech would control the rest of the game and led by as many as 20 on a Moretti layup that pushed it to 70-50.

“We thought in the first half we played well offensively, we couldn’t make a free throw and we had too many turnovers,” Beard said. “Really kind of staying consistent with our original game plan with just an emphasis of getting a little bit more aggressive.”

Culver established a new program record by scoring his 29 points in an NCAA game, passing Ronald Ross who had 28 against UCLA in the 2005 tournament. Culver has now scored over 20 points in 11 games this season and is averaging 28.7 points and 7.3 rebounds per game over the past three games. The Big 12 Conference Player of the Year was 10-for-17 from the field with three 3-pointers and six free throws to go along with having five steals for the second straight game and the fourth time this season.

“We just focused on us, details, how we got so far and how we made a run in the Big 12 and how we got to the March Madness tournament,” Culver said. “So I felt like we focused on this all weekend. We did a great job on that.”



Official Basketball Box Score -- Game Totals -- Final Statistics
Northern Kentucky vs Texas Tech
03/22/19 12:30 pm at Tulsa, Okla. (BOK Center)

Northern Kentucky 57 • 26-9

#	Player	Total			3-Ptr			Rebounds			PF	TP	A	TO	Blk	Stl	Min
		FG	FGA	%	FG	FGA	%	Off	Def	Tot							
11	TATE, Jalen	f	2-12	0-2	2-3	1	2	3	2	6	6	6	0	4	36		
32	WALTON, Dantez	f	5-13	1-6	0-0	1	6	7	3	11	1	3	1	0	36		
34	MCDONALD, Drew	f	2-13	0-6	1-2	2	4	6	1	5	0	2	0	0	34		
12	FAULKNER, Trevon	g	0-0	0-0	0-0	0	3	3	5	0	1	1	0	1	12		
15	SHARPE, Tyler	g	8-13	4-7	3-3	0	1	1	2	23	1	0	0	0	35		
02	DJOKO, Paul		1-2	0-0	0-0	0	3	3	2	2	0	1	1	0	16		
04	NELSON, Adrian		3-3	0-0	0-0	2	6	8	0	6	1	0	0	0	11		
05	ROBINSON, Zaynah		2-5	0-1	0-0	0	1	1	0	4	1	0	0	1	16		
33	VOGT, Chris		0-1	0-0	0-0	0	0	0	2	0	0	2	1	0	4		
Team						6			17			2					
Totals			23-62	5-22	6-8	12	27	39	17	57	11	17	3	6	200		

FG % 1st Half:	11-30	36.7%	2nd half:	12-32	37.5%	Game:	23-62	37.1%	Deadball
3FG % 1st Half:	2-11	18.2%	2nd half:	3-11	27.3%	Game:	5-22	22.7%	Rebounds
FT % 1st Half:	2-4	50.0%	2nd half:	4-4	100.0	Game:	6-8	75.0%	0

Texas Tech 72 • 27-6

#	Player	Total			3-Ptr			Rebounds			PF	TP	A	TO	Blk	Stl	Min
		FG	FGA	%	FG	FGA	%	Off	Def	Tot							
11	Owens, Tariq	f	6-7	0-1	0-0	1	2	3	1	12	0	2	5	0	31		
32	Odiase, Norene	f	2-3	0-0	0-2	1	2	3	2	4	0	2	2	0	14		
13	Mooney, Matt	g	3-8	1-2	2-2	0	3	3	1	9	8	5	0	5	32		
23	Culver, Jarrett	g	10-17	3-5	6-10	0	8	8	1	29	7	1	1	1	34		
25	Moretti, Davide	g	4-10	0-4	2-3	0	5	5	1	10	2	1	0	0	34		
00	Edwards, Kyle		0-2	0-1	0-0	0	1	1	0	0	0	0	0	0	17		
01	Francis, Brandone		2-3	2-3	0-0	0	3	3	3	6	1	0	0	0	29		
03	Corprew, Deshawn		1-3	0-1	0-0	0	3	3	0	2	0	0	0	1	9		
Team						0			2								
Totals			28-53	6-17	10-17	2	29	31	9	72	18	11	8	7	200		

FG % 1st Half:	13-25	52.0%	2nd half:	15-28	53.6%	Game:	28-53	52.8%	Deadball
3FG % 1st Half:	3-6	50.0%	2nd half:	3-11	27.3%	Game:	6-17	35.3%	Rebounds
FT % 1st Half:	1-8	12.5%	2nd half:	9-9	100.0	Game:	10-17	58.8%	3

Officials: Orlandis Poole, Tony Henderson, Michael Reed
 Technical fouls: Northern Kentucky-None. Texas Tech-None.
 Attendance:
 NCAA Division I Men's Basketball First Round - Tulsa

Score by periods	1st	2nd	Total
Northern Kentucky	26	31	57
Texas Tech	30	42	72

	Points	In Paint	Off T/O	2nd Chance	Fast Break	Bench
NKUM	34	7	10	8	12	8
TTU	34	16	0	2	8	8

Last FG - NKUM 2nd-00:33, TTU 2nd-02:36.
 Largest lead - NKUM by 1 1st-11:22, TTU by 20 2nd-02:36.

Score tied - 2 times.
 Lead changed - 2 times.

Owens established a new program-high in an NCAA game with his five blocked shots and now has 83 on the season. A graduate transfer playing in his first NCAA Tournament game, Owens was 6-for-7 from the field and also had three rebounds. Owens now has three games this season with five or more blocks, including his single-game record of eight earlier this season against Memphis in Miami. His five blocks broke the NCAA Tournament record by a Red Raider that was set last year by Zach Smith who had three in the first-round against SFA. Davide Moretti added 10 points and five rebounds, going 2-for-3 at the free-throw line and also having two assists. Moretti's streak of 20 straight made free throws ended in the first half with a miss late in the half but was followed by him making two in the second half. He now leads the nation at 92.5 percent from the line having made 86 of 93 shots this season, including going 22 of 23 in the past seven games. Mooney had a career-high eight assists and also had nine points and five steals in his first NCAA Tournament game. The eight assists are the third most for a Red Raiders in an NCAA Tournament game behind only 10 from Jason Martin against North Carolina in 1996 and nine from Richard Little in 1973 against South Carolina. A transfer from South Dakota, Mooney made on 3-pointer and now has four or more assists in seven straight games. His eight assists followed five-assist performances against Iowa State and West Virginia leading into the game and he's now averaging 3.5 assists this season. Brandone Francis finished the game with six points after going 2-for-3 from beyond the arc for the Red Raiders who were 6-for-17 on 3-pointers against the Norse.

Tyler Sharpe led Northern Kentucky with 23 points and four rebounds, while Dantez Walton added 11 points. Jalen Tate had six assists and six points, but the Red Raiders limited Drew McDonald to only five points and one rebound. McDonald earned Horizon League Player of the Year honors after averaging 18.7 points and 9.4 rebounds per game this season. The Norse averaged 78.5 points per game and were held to a season-low by the Red Raiders who are second in the nation by holding teams to 59.2 points per game this season.

Texas Tech held a 30-26 lead at halftime with Culver leading with 12 points. Culver was 5-for-8 from the field with one 3-pointer while Francis had six points after making a pair of 3s. The Red Raiders were only 1-for-8 from the free-throw line in the opening half but shot 13-for-25 from the field. NKU was limited to just 11-for-30 from the field, including shooting 2-for-11 on 3-pointers. The Norse had a 21-16 rebounding advantage in the half. Tech started the game on a 6-0 run with Odiase scoring the first four points followed by a layup by Culver. The first-half lead was as big as eight when the Red Raiders led 25-17 with 4:32 remaining when Culver made a layup and then a free throw. A Francis 3-pointner gave the Red Raiders a 30-24 lead with a minute to play. Odiase and Owens had four points each at halftime, Mooney had four assists and three steals and Owens led the team with three rebounds and also extended his block streak to 33 with one block in the opening half.

(28-6) RED RAIDERS ADVANCE IN NCAA TOURNAMENT WITH WIN OVER NORSE

TULSA, Oklahoma – No. 3 Texas Tech is heading back to the Sweet 16 for the second straight season after locking down a 78-58 win over No. 6 Buffalo with Norense Odiase and Jarrett Culver both recording double-doubles and the defense holding the Bulls to 30 points below their season scoring average on Sunday at the BOK Center.

The Red Raiders (28-6) will now take on No. 2 Michigan in a West Regional matchup at the Honda Center in Anaheim, California on at 6:39 p.m. (CST) on Thursday after No. 1 Gonzaga takes on No. 4 Florida State. The 28 wins by the Red Raiders are now the second most in a season in program history behind only the 1995-96 team that went 30-2 and advanced to the Sweet 16. The program returns to the NCAA Sweet 16 round for the second straight year and for the fourth time in program history (1996, 2005, 2018, 2019) since the tournament expanded to 64 teams and are in the regional round of 16 for the seventh time overall.

“We’re not supposed to be here,” Texas Tech coach Chris Beard said. “They picked up bottom of the Big 12 and haven’t gotten much respect this year, but these guys have continued to keep a chip on their shoulder and just realize that we can do a lot of things if we play as a team. I thought that’s what we did tonight, we guarded at a high level. Had different guys step up offensively until the game got all sloppily late but one of our cleaner games this year. Texas Tech basketball the story this year is team. Play for the guy next to us. I’ve never been more proud of a team I coached.”

Texas Tech led by as many as 29 in the game and outscored the Bulls 45-33 in the second half, including a 7-1 run to start the half that pushed the lead to 40-26 and then a 10-0 run for a commanding 51-30 lead with 12 minutes to play. Buffalo’s season ends with a 32-4 overall record after having its 13-game winning streak snapped by the Red Raiders. Tech made only five 3-pointers in the game, but dominated inside with a 30-18 scoring advantage in the paint and also had an 18-9 advantage on points after turnovers. Buffalo’s first and only lead of the night was at 25-24 with 3:24 remaining in the first half before the Red Raiders scored the final nine points of the half and continued the momentum throughout the rest of the game.

Odiase established a new Texas Tech tournament record by securing 15 rebounds and added a season-high 14 points. The 15 rebounds were a career-high and is the sixth time this season he’s recorded 10 or more rebounds. Culver produced his fifth double-double of the season by leading the Red Raiders with 16 points and having 10 rebounds. A sophomore from Lubbock, Culver led Tech with 29 points in their first-round win over Northern Kentucky and would also add five assists and two steals in the win over the Bulls. Odiase finished the game with seven offensive rebounds for the Red Raiders who had 15 in the game and owned a 45-32 rebounding advantage over the Bulls. He also scored a season-high 14 points after going 6-for-7 from the free-throw line, while Tyler Edwards had six



Official Basketball Box Score -- Game Totals -- Final Statistics
Buffalo vs Texas Tech
03/24/19 5:10 pm at Tulsa, Okla. (BOK Center)

Buffalo 58 • 32-4

##	Player	Total	3-Ptr			Rebounds			PF	TP	A	TO	Blk	Stl	Min
			FG-FGA	FG-FGA	FT-FTA	Off	Def	Tot							
01	Montell McRae	f	1-2	1-2	0-0	2	0	2	2	3	0	0	0	0	12
02	Jeremy Harris	g	3-13	1-8	2-2	1	4	5	1	9	5	2	0	1	36
03	Jayvon Graves	g	0-3	0-1	1-2	2	1	3	3	1	1	1	0	0	18
04	Davonta Jordan	g	4-7	3-5	2-4	1	1	2	4	13	2	6	0	2	35
05	CJ Massinburg	g	4-12	3-8	3-5	2	2	4	2	14	2	2	1	1	36
10	Ronaldo Segu		0-0	0-0	0-0	0	0	0	0	0	0	1	0	0	1
11	Jeenathan Williams		0-0	0-0	0-0	0	1	1	1	0	0	0	0	0	9
22	Dontay Caruthers		0-4	0-1	1-2	2	3	5	1	1	1	1	0	2	18
24	Tra'Von Fagan		0-0	0-0	0-0	0	0	0	0	0	0	0	0	0	1
33	Nick Perkins		7-11	1-2	2-7	3	7	10	4	17	0	3	0	1	33
41	Brock Bertram		0-0	0-0	0-0	0	0	0	0	0	0	0	0	0	1
Team						0	0	0							
Totals			19-52	9-27	11-22	13	19	32	22	58	11	16	1	7	200

FG % 1st Half: 9-25 36.0% 2nd half: 10-27 37.0% Game: 19-52 36.5% Deadball Rebounds 1
 3FG % 1st Half: 3-10 30.0% 2nd half: 6-17 35.3% Game: 9-27 33.3%
 FT % 1st Half: 4-9 44.4% 2nd half: 7-13 53.8% Game: 11-22 50.0%

Texas Tech 78 • 28-6

##	Player	Total	3-Ptr			Rebounds			PF	TP	A	TO	Blk	Stl	Min
			FG-FGA	FG-FGA	FT-FTA	Off	Def	Tot							
11	Owens,Tariq	f	4-4	0-0	2-3	2	5	7	2	10	1	0	0	0	32
32	Odiase,Norense	f	4-4	0-0	6-7	7	8	15	2	14	1	1	0	0	25
13	Mooney,Matt	g	4-15	1-4	2-2	1	3	4	2	11	1	5	0	2	32
23	Culver, Jarrett	g	6-17	1-4	3-5	3	7	10	2	16	5	5	3	2	32
25	Moretti, Davide	g	3-7	0-3	5-6	0	4	4	3	11	2	1	0	0	34
00	Edwards, Kyler		2-2	2-2	0-0	0	0	0	0	6	1	0	0	0	8
01	Francis, Brandone		2-5	0-2	1-2	0	2	2	3	5	0	1	0	2	19
03	Corprew, Deshawn		2-2	1-1	0-0	2	1	3	4	5	0	0	0	1	13
10	Ondigo, Malik		0-0	0-0	0-0	0	0	0	0	0	0	0	0	0	1
20	Hicks, Parker		0-0	0-0	0-0	0	0	0	0	0	0	1	0	0	1
24	Benson, Avery		0-0	0-0	0-0	0	0	0	0	0	0	0	0	1	1
30	Sorrells, Andrew		0-0	0-0	0-0	0	0	0	0	0	0	0	0	0	1
35	Mballa, Josh		0-0	0-0	0-0	0	0	0	0	0	0	0	0	0	1
Team						0	0	0							
Totals			27-56	5-16	19-25	15	30	45	18	78	11	14	3	8	200

FG % 1st Half: 12-29 41.4% 2nd half: 15-27 55.6% Game: 27-56 48.2% Deadball Rebounds 1
 3FG % 1st Half: 2-9 22.2% 2nd half: 3-7 42.9% Game: 5-16 31.3%
 FT % 1st Half: 7-9 77.8% 2nd half: 12-16 75.0% Game: 19-25 76.0%

Officials: Ted Valentine, Ray Natili, Roger Ayers
 Technical fouls: Buffalo-None. Texas Tech-None.
 Attendance:
 NCAA Division I Men's Basketball Second Round - Tulsa

Score by periods	1st	2nd	Total
Buffalo	25	33	58
Texas Tech	33	45	78

Last FG - BUF 2nd-01:16, TTU 2nd-01:26.
 Largest lead - BUF by 1 1st-03:24, TTU by 29 2nd-09:15.

	Points	In Paint	Off T/O	2nd Chance	Fast Break	Bench
BUF	18	9	5	4	4	18
TTU	30	18	15	2	16	16

Score tied - 0 times.
 Lead changed - 2 times.

points with a team-leading two 3-pointers. Brandone Francis and Deshawn Corprew added five points each off the bench for the Red Raiders. Moretti finished the game 5-for-6 at the free-throw line and also added two assists. Odiase’s 15 rebounds set a new program record, passing Tony Battie (1996), Mike Russell (1976) and Rick Bullock (1976) who each had 14-rebound performances in NCAA Tournament games.

“That’s the process that everyday the grind is thinking about that game, trying to get back the that level with a new team, a new team that nobody thought they could get to that level,” Odiase said. “We’re proving it so far. We’ve got to keep going. The process got us here and the process will take us as far as we need to go. That’s all it’s been.”

Tech’s defense held the Bulls to 0-for-9 shooting to start the second half before they would make their first shot eight minutes into the half. By that time, the Red Raiders owned a 53-30 lead in a game that was close in the first half but never resembled that again in the second half. The Bulls were limited to 36.5 percent shooting in the game after coming into the night shooting 46.4 percent from the field and averaging 85.1 points per game.

Tariq Owens had 10 points and seven rebounds for the

Red Raiders in the game with him and Odiase both going 4-for-4 from the field, while Matt Mooney and Davide Moretti added 11 each. The Red Raiders shot 48.2 percent from the field and were 19-for-25 from the free-throw line in the win.

Nick Perkins led Buffalo with 17 points and 10 rebounds, while CJ Massinburg had 14 and Davonta Jordan added 13. The Bulls were 9-for-27 on 3-pointers in the game, but also only 11 of 22 from the free-throw line.

Texas Tech had a 33-25 lead at halftime after ending the opening half on a 9-0 run after starting it on a 6-0 run. The Red Raiders, who held Buffalo to its halftime-low this season, led by as many as 13 in the half before Buffalo took a brief lead at 25-24 that was followed by the 9-0 run that started on an Owens layup and included a 3-pointer by Mooney that gave the Red Raiders a 32-25 lead with 1:38 remaining in the half. The Red Raiders regained a 13-point lead they once had in the first half three minutes into the second half with a layup by Odiase and led 45-28 on a Mooney jumper and then by 20 with Culver hitting a 3-pointer. Tech would take a 26 point lead with freshman Tyler Edwards hitting 3-pointers on back-to-back possessions and were up 70-42 with 6:17 remaining when Culver hit a jumper.

(29-6) RED RAIDERS ROLL PAST WOLVERINES

ANAHEIM, California – Texas Tech is back in the Elite Eight for the second straight season after Jarrett Culver went off for 22 points, Davide Moretti added 15 more and Tariq Owens had 10 rebounds to help lead the No. 3-seeded Red Raiders to a 63-44 win over No. 2 Michigan in the Sweet 16 on Thursday at the Honda Center.

“I want to congratulate Michigan on a great season,” Texas Tech head coach Chris Beard said. “I’m just really pleased and happy for our players to advance. We came to Anaheim to play 80 minutes, so we’re halfway there. But the top of our list of why I’m so happy for our guys is I think we just beat one of the best teams we’ve played all year. We guarded at a high level, played team basketball and played eight guys in the rotation and everybody made rotations.”

Tech (29-6) led 24-16 at halftime and poured it on with a 12-2 run to start the second half against the Wolverines (30-7) who were limited to 32.7 percent shooting in the game, including going 1-for-19 on 3-pointers. The Red Raiders and Bulldogs will meet in the Elite Eight at 5:09 p.m. (CST) on Saturday with the winner advancing to the NCAA Final Four next week in Minneapolis, Minnesota. Tech is 2-0 all-time against Gonzaga with neutral-court wins in 2005 and 2007.

Culver finished with a game-high 22 points after going 9-for-19 from the field and also added four assists, while Matt Mooney hit two 3-pointers and finished with 10 points. Moretti, who had not made a 3 in the past two games after a 21-game streak with at least one, led the Red Raiders with three in the game on four attempts. He would also go 2-for-2 from the free-throw line and is now 93-for-101 (92.1 percent) on the season. Defensively, Tech limited Michigan to a season-low in points and held them to 5.3 percent on 3-pointers. The Red Raiders have now held seven opponents under 50 points this season and 17 opponents to 35 percent shooting or below.

“I feel like we stayed true to ourselves,” Culver said. “We played the defense we’ve been playing all year and their shots wasn’t going in. We had urgency. We knew they had great players that could shoot the ball pretty well. So urgency and staying true to our defense.”

Texas Tech was held to 35.7 percent shooting in the first half, but would explode in the second half by shooting 51.9 percent from the field and was also 7-for-8 at the free-throw line. The Red Raiders finished the game with 12 assists as a team, including four each from Moretti and Culver.

“I thought we shared the ball more,” Beard said. Half of our baskets tonight were assisted. That’s always the objective. I thought we trusted each other, ball got moving better the second half and the shooting is always going to be the law, you put in the time, shots are going to go down. We were fortunate tonight. Michigan didn’t shoot the ball well. But you have to give our guys credit. I love the way we were sharing the ball, getting assists, and we had nice balance. Several guys stepped up and



Official Basketball Box Score -- Game Totals -- Final Statistics

Texas Tech vs Michigan
03/28/19 6:39 pm at

Texas Tech 63 • 29-6

##	Player	Total			3-Ptr			Rebounds			PF	TP	A	TO	Blk	Stl	Min
		FG	FGA	FT	FTA	Off	Def	Tot									
11	Owens,Tariq	f	2-7	0-1	3-4	2	8	10	3	7	0	0	2	1	30		
32	Odiase,Norens	f	0-1	0-0	0-0	1	3	4	4	0	0	0	0	18			
13	Mooney,Matt	g	4-9	2-4	0-0	0	3	3	2	10	2	3	0	32			
23	Culver,Jarrett	g	9-19	0-5	4-4	0	4	4	3	22	4	1	0	32			
25	Moretti,Davide	g	5-7	3-4	2-2	0	1	1	2	15	4	0	0	35			
00	Edwards,Kyler	g	1-1	1-1	0-0	0	1	1	2	3	0	0	0	10			
01	Francis,Brandone	g	2-7	0-3	0-0	0	0	0	1	4	2	2	0	24			
03	Corprew,Deshawn	g	1-4	0-1	0-0	0	4	4	0	2	0	0	2	14			
10	Ondigo,Malik	g	0-0	0-0	0-0	0	0	0	0	0	0	0	0	1			
20	Hicks,Parker	g	0-0	0-0	0-0	0	0	0	0	0	0	0	0	1			
24	Benson,Avery	g	0-0	0-0	0-0	0	0	0	0	0	0	0	0	1			
30	Sorrells,Andrew	g	0-0	0-0	0-0	0	0	0	0	0	0	1	0	1			
35	Mballa,Josh	g	0-0	0-0	0-0	0	0	0	0	0	0	0	0	1			
Team						3	1	4				1					
Totals			24-55	6-19	9-10	6	25	31	17	63	12	8	4	8	200		
FG % 1st Half: 10-28 35.7%		2nd half: 14-27 51.9%		Game: 24-55 43.6%		Deadball Rebounds 0,1											
3FG % 1st Half: 2-8 25.0%		2nd half: 4-11 36.4%		Game: 6-19 31.6%													
FT % 1st Half: 2-2 100.0		2nd half: 7-8 87.5%		Game: 9-10 90.0%													

Michigan 44 • 30-7

##	Player	Total			3-Ptr			Rebounds			PF	TP	A	TO	Blk	Stl	Min
		FG	FGA	FT	FTA	Off	Def	Tot									
13	Ignas Brazdeikis	f	7-16	0-5	3-3	3	10	13	2	17	0	2	0	1	34		
15	Jon Teske	c	1-4	0-2	2-6	3	1	4	1	4	1	1	2	1	22		
01	Charles Matthews	g	3-9	0-4	6-8	0	4	4	4	12	3	5	0	32			
02	Jordan Poole	g	4-8	0-3	0-0	0	4	4	3	8	3	1	0	31			
03	Zavier Simpson	g	0-5	0-0	0-0	0	1	1	1	0	1	4	0	36			
00	David DeJulius	g	0-0	0-0	0-0	0	0	0	0	0	0	0	0	1			
04	Isaiah Livers	g	0-3	0-3	0-0	1	2	3	2	0	0	0	0	21			
05	Adrien Nunez	g	0-3	0-0	0-0	0	0	0	0	0	0	0	0	1			
11	Colin Castleton	g	0-1	0-0	0-0	0	0	0	0	0	0	0	0	1			
23	Brandon Johns Jr.	g	0-0	0-0	0-0	0	0	0	0	0	0	0	0	1			
24	CJ Baird	g	1-1	1-1	0-0	0	1	1	0	3	0	0	0	1			
51	Austin Davis	g	0-0	0-0	0-0	0	0	0	0	0	1	1	0	1			
55	Eli Brooks	g	0-2	0-1	0-0	0	3	3	0	0	0	0	0	18			
Team						2	0	2									
Totals			16-49	1-19	11-17	9	26	35	13	44	9	14	2	5	200		
FG % 1st Half: 7-25 28.0%		2nd half: 9-24 37.5%		Game: 16-49 32.7%		Deadball Rebounds 4											
3FG % 1st Half: 0-9 0.0%		2nd half: 1-10 10.0%		Game: 1-19 5.3%													
FT % 1st Half: 2-4 50.0%		2nd half: 9-13 69.2%		Game: 11-17 64.7%													

Officials: Larry Scirotto,Michael Irving,James Breeding
 Technical fouls: Texas Tech-None. Michigan-None.
 Attendance: 16145
 2018-19 Men's Basketball. Round: 0. Michigan vs Texas Tech. Played at .

Score by periods	1st	2nd	Total
Texas Tech	24	39	63
Michigan	16	28	44

Last FG - TTU 2nd-03:19, UM 2nd-00:22.
 Largest lead - TTU by 25 2nd-08:02, UM by 2 1st-16:48.

Points	In	Off	2nd	Fast	Bench
TTU	30	16	3	8	9
UM	26	5	3	2	3

Score tied - 3 times.
 Lead changed - 2 times.

made shots.”

Tech finished the game with six 3-pointers with freshman Kyler Edwards making one, while senior Norens Odiase contributed four rebounds and Brandone Francis added four points. Owens, who did not have a blocked shot in the win over Buffalo on Sunday, now has at least one in 34 of 35 games after having two on Thursday against Michigan. He now has five games with double-digit rebounds and is up to 85 blocks on the season.

“They have a really good team and they have some really good shooters,” said Owens of Michigan. “For our game plan we knew we had to have a lot of urgency in getting out there because they’re a really good team.”

The Red Raiders took their first double-digit lead of the game at 26-16 coming out of halftime with Mooney hitting a jumper in the lane and pushed it to 13 with Moretti hitting his second 3-pointer of the game on the next possession. A huge alley-oop dunk by Owens off a pass from Moretti was followed by a 3-pointer by Moretti to give the Red Raiders a 34-18 lead with 17 minutes to play. The score was doubled-up at 36-18 when Owen threw down a one-handed dunk off an assist to give the Red Raiders a 7-0 run that had pushed an eight-point lead to 18 in the first four minutes of the half.

Culver would assert his dominance midway through the second half by going on a 9-2 run of his own that gave the Red Raiders a 50-29 lead with 9:41 remaining before Francis hit a layup that pushed the lead to 23 a minute later. After Michigan basket, Mooney drilled a 3-pointer to give the Red Raiders a 25-point lead with eight on the clock.

Texas Tech led 24-16 at halftime after limiting the Wolverines to 7-for-25 shooting, including going 0-for-9 on 3-pointers in the half. Culver led the Red Raiders with eight points at halftime and also had two assists and two rebounds, while Moretti had seven points with one 3-pointer. Tech was limited to 10-for-28 shooting in the half and were only 2-for-8 from beyond the arc against the Wolverine defense. Mooney hit the opening shot of the game before Tech missed its next seven, but were up 6-4 with 13 minutes remaining in the half after a Culver layup.

The 16 points were a season-low at halftime for Michigan and were the second fewest points allowed by the Red Raiders who had limited Northwestern State to only 10 earlier this season at home. After 20 minutes of play, the Wolverines had a 19-18 rebounding advantage and had a 14-12 advantage in the paint.

(30-6) RED RAIDERS KNOCK OFF GONZAGA TO EARN FINAL FOUR BERTH

ANAHEIM, California – Texas Tech is going to the Final Four for the first time in program history after earning a 75-69 win over Gonzaga for the NCAA West Region Championship with Jarrett Culver recording 19 points and six rebounds and Davide Moretti hitting a pair of crucial 3-pointers down the stretch on Saturday at the Honda Center.

“Texas Tech is going to the Final Four,” Texas Tech coach Chris Beard at the postgame press conference. “Some of you look surprised.”


The No. 3-seeded Red Raiders (30-6) reached the Elite Eight for the first time ever last season and returned this season with the goal of creating more history after also winning their first Big 12 Conference regular-season championship. Tech did that by holding the top-seeded Bulldogs (33-4) under 70 points for only the fourth time this season and will now be playing in the Final Four next week in Minneapolis, Minnesota where it will play Michigan State which knocked off Duke on Sunday night.

“How about our four seniors,” Beard said. “The backbone of our team. Norense and Brandone, a big part of our success. Tariq and Matt as grad transfers buying into our culture so quickly. It’s like they’ve been here for their whole careers. I’ve always loved our seniors, but never been more proud than the four guys to my left right now. They’re really the story of Tech basketball this year. I’m glad I get to coach them again. The Final Four is awesome and all that, but the most cool thing is I get to coach these guys again. We get to get after it again in practice and travel and spend time together. That’s going to be a special week for us”

Culver led the team with 19 points and was named the West Region’s Most Outstanding Player, while Matt Mooney added 17 points and Moretti went for 12 with his two 3-pointers that helped push the Red Raiders to the win over the Bulldogs. Tariq Owens finished the game with nine points, seven rebounds and three blocked shots, Brandone Francis added six and freshman Kyler Edwards went for eight points. Texas Tech finished the game shooting 44 percent from the field, hit nine 3-pointers and was 16-for-19 at the free-throw line. On defense, the Red Raiders limited Gonzaga to 42 percent shooting and forced 16 turnovers.

“It’s huge, for our program, for our city, for us personally, for our family, our friends, it’s huge,” said senior Norense Odiase who had four points in the win. “Everything we worked for starting off in the summer the workouts, the retreat, the battles we’ve been through, the struggles, man. It’s huge. It means the world to work so hard and it pay off. It definitely hasn’t hit me. Hasn’t hit us. I don’t think, yet. But it’s huge for all of us and we’re just so excited that we get to play with each other again.”

Mooney and Culver were both named to the all-tournament team for the Red Raiders, joined by Gonzaga’s Brandon Clarke and Rui Hachimura and Florida State’s



Official Basketball Box Score -- Game Totals -- Final Statistics
Texas Tech vs Gonzaga
03/30/19 3:00 pm at

		Texas Tech 75 • 30-6													
#	Player	Total		3-Ptr	Rebounds			PF	TP	A	TO	Blk	Stl	Min	
		FG-FGA	FG-FGA	FG-FGA	Off	Def	Tot								
11	Owens, Tariq	f	4-5	1-1	0-0	0	7	7	4	9	0	1	3	1	32
32	Odiase, Norense	f	2-2	0-0	0-0	1	0	1	2	4	0	0	0	0	15
13	Mooney, Matt	g	6-12	1-4	4-4	0	2	2	1	17	5	3	0	3	35
23	Culver, Jarrett	g	5-19	2-8	7-8	2	3	5	3	19	2	3	1	3	35
25	Moretti, Davide	g	4-9	2-4	2-2	0	2	2	0	12	2	4	0	2	33
00	Edwards, Kyler		2-4	2-3	2-3	0	3	3	1	8	0	0	1	0	15
01	Francis, Brandone		2-6	1-3	1-2	0	2	2	2	6	1	0	1	0	27
03	Corprew, Deshawn		0-0	0-0	0-0	0	1	1	1	0	1	0	1	0	8
Team						4	2	6			2				
Totals			25-57	9-23	16-19	7	22	29	14	75	11	13	7	9	200
FG % 1st Half:		13-30	43.3%	2nd half:	12-27	44.4%	Game:		25-57	43.9%					Deadball Rebounds
3FG % 1st Half:		5-13	38.5%	2nd half:	4-10	40.0%	Game:		9-23	39.1%					3,1
FT % 1st Half:		4-5	80.0%	2nd half:	12-14	85.7%	Game:		16-19	84.2%					

		Gonzaga 69 • 33-4													
#	Player	Total		3-Ptr	Rebounds			PF	TP	A	TO	Blk	Stl	Min	
		FG-FGA	FG-FGA	FG-FGA	Off	Def	Tot								
15	Brandon Clarke	f	7-10	0-0	4-4	3	9	12	0	18	3	6	2	1	35
21	Rui Hachimura	f	8-19	0-3	6-10	1	5	6	4	22	0	3	1	1	34
24	Corey Kispert	f	0-3	0-2	0-0	0	2	2	1	0	0	0	1	1	25
13	Josh Perkins	g	6-12	4-9	0-0	0	2	2	4	16	6	2	0	2	38
23	Zach Norvell Jr.	g	3-11	2-9	2-2	1	3	4	1	10	4	3	0	2	36
00	Geno Crandall		0-0	0-0	0-0	0	1	1	2	0	1	0	0	0	8
22	Jeremy Jones		0-1	0-1	0-0	0	1	1	2	0	1	1	0	1	13
33	Killian Tillie		1-3	1-2	0-0	0	0	0	2	3	0	0	0	0	11
Team						7	2	9			1				
Totals			25-59	7-26	12-16	12	25	37	16	69	15	16	4	8	200
FG % 1st Half:		13-26	50.0%	2nd half:	12-33	36.4%	Game:		25-59	42.4%					Deadball Rebounds
3FG % 1st Half:		4-11	36.4%	2nd half:	3-15	20.0%	Game:		7-26	26.9%					3
FT % 1st Half:		7-8	87.5%	2nd half:	5-8	62.5%	Game:		12-16	75.0%					

Officials: Earl Walton, Roger Ayers, John Higgins
 Technical fouls: Texas Tech-None. Gonzaga-Josh Perkins.
 Attendance: 15277
 2018-19 Men's Basketball. Round: 0. Gonzaga vs Texas Tech. Played at .

Score by periods	1st	2nd	Total
Texas Tech	35	40	75
Gonzaga	37	32	69

	Points	In Paint	Off T/O	2nd Chance	Fast Break	Bench
Texas Tech	26	17	6	5	5	14
Gonzaga	26	11	8	19	3	3

Last FG - TTU 2nd-01:46, GONZ 2nd-00:10.
 Largest lead - TTU by 7 2nd-00:52, GONZ by 4 1st-03:50.
 Score tied - 11 times.
 Lead changed - 12 times.

Trent Forrest. Culver scored 12 of his 19 points in the second half and is now averaging 21.5 points per game through four NCAA Tournament contests. Mooney led the Red Raiders with 11 points in the first half and finished the game shooting 6-for-12 from the field and was 4-for-4 at the free-throw line. Culver made seven free throws in the game and Moretti was 2-for-2 at the line which takes him to 95 of 103 (92.2 percent) for the season.

Texas Tech took a 66-60 lead with Moretti hitting a pair of 3-pointers, first to give the Red Raiders a 63-58 lead and the second with 1:46 on the clock. The lead grew to 69-62 following a pair of free throws by Culver and then one by Francis. Up seven with 44 seconds remaining, the Bulldogs cut into the lead with a layup by Josh Perkins who then hit a 3-pointer after a Red Raider turnover with 22 seconds remaining to make it a two-point game. Tech would finish off the game by going 6-for-6 at the free-throw line with Mooney making a pair with 19 seconds to play, Moretti draining two more nine seconds later before Culver hit his two with nine seconds on the clock to seal the win.

Gonzaga took a 37-35 lead into halftime after a Brandon Clarke dunk with 14 seconds remaining in the half that saw the Red Raiders make five 3-pointers and lead by as many as five points. Mooney led Texas Tech with 11 points after going 4-for-8 from the field with a 3-pointer and two free throws, while Culver had seven points and three rebounds in the opening half. The Red Raiders finished the half shooting 13-for-30 from the field against the

Bulldogs who were 13-for-26 from the field after starting the game 3-for-10. Seven Red Raiders scored in the first half, including to start the game with Odiase, Mooney, Moretti and Culver each scoring to make it 8-8.

Tech went on a 5-0 run to take a 13-11 lead and were up 16-14 when Francis hit a 3-pointer off an assist from Mooney. The Red Raiders led 19-14 on an Owens jumper with 10:14 to play before the Bulldogs tied the game at 24-24 with a Clarke layup. Gonzaga took its first lead in over six minutes when Josh Perkins hit a 3-pointer for a 22-21 lead. The Red Raiders responded with Edwards hitting another 3 for a 24-22 lead and they were up 31-29 on a pair of Mooney free throws and tied at 35 with a jumper by Culver. The Red Raiders were 4-for-5 at the free-throw line, while Gonzaga was 7-for-8 as it took the two-point lead into the break.

“Growing up my whole life watching these press conferences, games, and all that, and the guy that always gets there and says indescribable, and I’m like, oh, give us something better than that,” said Beard of his thoughts when cutting down the net. “But I don’t have anything better. It’s indescribable. I think a lot about those four seniors, great leadership on this year’s team and I think about all the guys that came before us, seeing Coach Gerald Myers as happy as he is, a great Texas Tech coach and great AD and I think about everybody else but myself in those moments.”



#0 KYLER EDWARDS



GUARD • 6-3 • 200 • FR • ARLINGTON, TEXAS • FINDLAY PREP

2018-19 OVERALL/CONFERENCE AVERAGES

PPG	RPG	APG	SPG	BPG
5.3	2.2	1.1	0.6	0.2
4.0	2.0	1.2	0.6	0.2

Pronounced: Ki-Ler Edwards

Season	gp-gs	min/avg	Total		3-Point		F-Throws		Rebounds				Scoring							
			fg-fga	pct	fg-fga	pct	ft-fa	pct	off	def	tot	avg	pf	fo	ast	to	blk	stl	pts	avg
2018-19	36-0	636/17.7	65-162	.401	28-64	.438	32-50	.640	10	68	78	2.2	54	1	40	33	8	23	190	5.3
TOTAL	36-0	636/17.7	65-162	.401	28-64	.438	32-50	.640	10	68	78	2.2	54	1	40	33	8	23	190	5.3

EDWARD'S SEASON/CAREER HIGHS

Points
 Season: 19, Northern Colorado, 11/24/18
 Career: 19, Northern Colorado, 11/24/18

Rebounds
 Season: 6, Duke, 12/20/18
 Career: 6, Duke, 12/20/18

Field Goals Made
 Season: 7, Northern Colorado, 11/24/18
 Career: 7, Northern Colorado, 11/24/18

3-Point Field Goals Made
 Season: 4, Northern Colorado, 11/24/18
 Career: 4, Northern Colorado, 11/24/18

Free Throws Made
 Season: 3, Arkansas-Pine Bluff, 12/5/18
 Career: 3, Arkansas-Pine Bluff, 12/5/18

Assists
 Season: 6, at Oklahoma, 2/9/19
 Career: 6, at Oklahoma, 2/9/19

Blocks
 Season: 1, Northern Colorado, 11/24/18; Arkansas-Pine Bluff, 12/5/18
 Career: 1, Northern Colorado, 11/24/18; Arkansas-Pine Bluff, 12/5/18

Steals
 Season: 3, UTRGV, 12/28/18
 Career: 3, UTRGV, 12/28/18

EDWARD'S TOP SCORING PERFORMANCES

1.	19	Northern Colorado, 11/24/18
	10	UIW, 11/06/18
	10	Arkansas-Pine Bluff, 12/5/18
	10	Abilene Christian, 12/15/18
	9	Kansas State, 1/6/19
	9	MVSU, 11/09/18
	9	Memphis, 12/1/18
	9	Iowa State, 1/16/19
	8	vs. Gonzaga, 3/31/19
	8	at Oklahoma, 2/9/19
	7	Northwestern State, 12/12/18
	7	UTRGV, 12/28/18

EDWARD'S GAME-BY-GAME STATISTICS - 2018-19

Opponent	Date	gs	min	fg-fga	pct	3fg-fga	pct	ft-fa	pct	off	def	tot	avg	pf	a	t/o	blk	stl	pts	avg
UIW	11/6/18	22	4-9	.444	0-2	.000	2-2	1.000	2	0	2	2.0	0	1	1	0	2	10	10.0	
VALLEY	11/9/18	24	4-5	.800	0-1	.000	1-6	.167	1	2	3	2.5	1	1	2	0	1	9	9.5	
SLU	11/13/18	18	1-4	.250	1-1	1.000	0-0	.000	0	1	1	2.0	0	0	0	0	1	3	7.3	
vs USC	11/19/18	14	0-1	.000	0-1	.000	0-0	.000	0	2	2	2.0	1	2	1	0	1	0	5.5	
vs Nebraska	11/20/18	17	1-3	.333	0-0	.000	0-0	.000	0	3	3	2.2	1	1	0	0	0	2	4.8	
UNC	11/24/18	27	7-7	1.000	4-4	1.000	1-2	.500	0	1	1	2.0	3	3	1	1	1	19	7.2	
vs Memphis	12/1/18	21	3-6	.500	1-2	.500	2-2	1.000	0	1	1	1.9	2	2	2	0	1	9	7.4	
UAPB	12/5/18	27	3-11	.273	1-2	.500	3-3	1.000	1	4	5	2.3	2	0	1	1	1	10	7.8	
NSU	12/12/18	14	2-5	.400	1-1	1.000	2-2	1.000	1	3	4	2.4	4	0	3	0	0	7	7.7	
ACU	12/15/18	19	4-7	.571	2-3	.667	0-0	.000	0	5	5	2.7	3	2	1	0	1	10	7.9	
vs Duke	12/20/18	20	3-6	.500	0-1	.000	0-0	.000	0	6	6	3.0	2	2	3	1	0	6	7.7	
UTRGV	12/28/18	26	2-4	.500	1-1	1.000	2-4	.500	0	1	1	2.8	0	2	1	1	3	7	7.7	
at West Virginia	1/2/19	32	0-5	.000	0-1	.000	0-1	.000	2	1	3	2.8	5	0	2	0	2	0	7.1	
KANSAS STATE	1/5/19	15	2-4	.500	1-1	1.000	4-4	1.000	0	1	1	2.7	3	1	0	1	0	9	7.2	
OKLAHOMA	1/8/19	13	0-3	.000	0-1	.000	0-0	.000	0	1	1	2.6	1	1	0	1	1	0	6.7	
at Texas	01/12/19	14	0-3	.000	0-1	.000	0-0	.000	0	2	2	2.6	2	1	2	0	1	0	6.3	
ISU	1/16/19	19	4-7	.571	1-3	.333	0-3	.000	1	3	4	2.6	1	2	1	0	0	9	6.5	
at Baylor	01/19/19	21	1-5	.200	0-2	.000	2-2	1.000	0	2	2	2.6	1	2	1	0	1	4	6.3	
at Kansas State	01/22/19	19	0-3	.000	0-2	.000	2-4	.500	1	0	1	2.5	2	0	0	0	0	2	6.1	
ARKANSAS	1/26/19	16	2-5	.400	0-1	.000	3-4	.750	0	2	2	2.5	1	1	2	0	1	7	6.2	
TCU	1/28/19	21	3-6	.500	2-4	.500	0-0	.000	0	2	2	2.5	2	1	0	1	1	8	6.2	
at Kansas	02/02/19	20	1-6	.167	1-3	.333	0-0	.000	0	4	4	2.5	1	1	1	0	1	3	6.1	
WEST VIRGINIA	2/4/19	18	1-3	.333	0-1	.000	0-0	.000	0	3	3	2.6	2	4	4	0	0	2	5.9	
at Oklahoma	02/09/19	25	3-3	1.000	1-1	1.000	1-1	1.000	0	4	4	2.6	4	6	1	0	1	8	6.0	
at Oklahoma St.	02/13/19	17	2-9	.222	1-3	.333	0-0	.000	0	1	1	2.6	0	0	1	0	2	5	6.0	
BAYLOR	2/16/19	15	2-7	.286	2-6	.333	1-2	.500	1	1	2	2.5	3	0	1	0	0	7	6.0	
KANSAS	2/23/19	16	3-5	.600	2-3	.667	0-1	.000	0	1	1	2.5	1	1	1	0	0	8	6.1	
OKLAHOMA ST.	2/27/19	19	0-4	.000	0-4	.000	4-4	1.000	0	4	4	2.5	2	1	0	0	0	4	6.0	
at TCU	03/02/19	11	1-3	.333	1-1	1.000	0-0	.000	0	0	0	2.4	0	1	0	0	0	3	5.9	
TEXAS	3/4/19	5	0-1	.000	0-0	.000	0-0	.000	0	1	1	2.4	0	0	0	0	0	0	5.7	
at ISU	03/09/19	6	0-1	.000	0-0	.000	0-0	.000	0	0	0	2.3	0	0	0	0	0	0	5.5	
vs West Virginia	03/14/19	15	1-2	.500	0-0	.000	0-0	.000	0	1	1	2.3	1	0	0	0	0	2	5.4	
vs Northern Kentucky	03/22/19	17	0-2	.000	0-1	.000	0-0	.000	0	1	1	2.2	0	0	0	0	0	0	5.2	
vs Buffalo	03/24/19	8	2-2	1.000	2-2	1.000	0-0	.000	0	0	0	2.2	0	1	0	0	0	6	5.3	
vs Michigan	03/28/19	10	1-1	1.000	1-1	1.000	0-0	.000	0	1	1	2.1	2	0	0	0	0	3	5.2	
vs Gonzaga	03/30/19	15	2-4	.500	2-3	.667	2-3	.667	0	3	3	2.2	1	0	0	1	0	8	5.3	
Totals		0	636	65-162	.401	28-64	.438	32-50	.640	10	68	78	2.2	54	40	33	8	23	190	5.3



ABOUT KYLER

- Edwards is an all-purpose, all-around guard who can score the ball equally well with his deep jumper, his drive game or solid pull-up jumper from midrange
- Played high school basketball for Celester Collier at James Bowie High School in Arlington and for Rodney Haddix at Findlay Prep in Nevada
- Rated as a four-star prospect and received an 81 scout grade from ESPN.com
- Posted 16.4 points, 5.2 rebounds and 4.2 assists per game as a senior
- Amassed 22.4 points, 6.0 rebounds and 3.1 assists per game during his junior season at James Bowie High School in Arlington
- Tabbed District 4-6A Offensive Player of the Year
- Signed his National Letter of Intent (NLI) in November 2017
- Received close to 30 scholarship offers out of high school
- Chose Texas Tech over Butler, Georgia Tech, Kansas State, Oklahoma State and Virginia Tech



#1 BRANDONE FRANCIS

Guard • 6-5 • 205 • RS-SR • TR • La Romana, Dominican Republic • Florida

2018-19 OVERALL/CONFERENCE AVERAGES

PPG	RPG	APG	SPG	BPG
6.1	2.3	1.4	0.8	0.2
7.0	2.2	1.2	0.8	0.3

Pronounced: Brandon Fran-sis

Season	gp-gs	min/avg	Total		3-Point		F-Throws		Rebounds				Scoring							
			fg-fga	pct	fg-fga	pct	ft-fga	pct	off	def	tot	avg	pf	fo	ast	to	blk	stl	pts	avg
2017-18	37-1	566/15.3	72-165	.436	33-86	.384	11-25	.440	17	55	72	1.9	55	1	30	26	2	15	188	5.1
2018-19	35-1	824/23.5	76-213	.357	39-118	.331	23-34	.676	12	70	82	2.3	75	1	50	33	5	29	214	6.1
TOTAL	72-2	1390/19.3	148-378	.392	72-204	.353	34-59	.576	29	125	154	2.1	130	2	80	59	7	44	402	5.6

FRANCIS' SEASON/CAREER HIGHS

Points

Season: 16, West Virginia, 2/4/19
 Career: 17, No. 2 West Virginia, 01/13/18

Rebounds

Season: 5, UIW, 11/06/18
 Career: 6, South Alabama, 11/10/17

Field Goals Made

Season: 7, West Virginia, 2/4/19
 Career: 7, West Virginia, 2/4/19

3-Point Field Goals Made

Season: 3, 3X
 Career: 3, 6X

Free Throws Made

Season: 2, 4X
 Career: 4, No. 2 West Virginia, 01/13/18

Assists

Season: 6, Memphis, 12/1/18
 Career: 6, Memphis, 12/1/18

Blocks

Season: 1, Oklahoma, 1/12/19
 Career: 1, Texas, 01/31/18; Oklahoma, 1/12/19

Steals

Season: 4, at West Virginia, 1/2/19
 Career: 4, at West Virginia, 1/2/19

FRANCIS' TOP SCORING PERFORMANCES

1.	17	No. 2 West Virginia	01/13/18
	16	West Virginia	02/04/19
	14	at Baylor	01/19/19
	13	UIW	11/06/18
	13	at Texas	01/17/18
	12	Texas	03/4/19
	11	at Oklahoma	02/09/19
	11	Northern Colorado	11/24/18
	11	No. 8 Kansas	02/24/18
	10	vs. Memphis	12/01/18
	10	Savannah State	11/25/17
	10	North Carolina A&T	11/16/15
	9	Oklahoma State	01/23/18
	9	No. 9 West Virginia	01/30/16

• at Florida



FRANCIS' GAME-BY-GAME STATISTICS - 2018-19

Opponent	Date	gs	min	fg-fga	pct	3fg-fga	pct	ft-fga	pct	off	def	tot	avg	pf	a	t/o	blk	stl	pts	avg
UIW	11/6/18	27	5-8	.625	2-3	.667	1-2	.500	0	5	5	5.0	2	1	0	0	3	13	13.0	
VALLEY	11/9/18	7	0-4	.000	0-3	.000	0-0	.000	0	1	1	3.0	1	1	1	0	0	0	6.5	
SLU	11/13/18	23	2-6	.333	1-3	.333	0-0	.000	1	2	3	3.0	3	2	2	0	0	5	6.0	
vs USC	11/19/18	23	0-3	.000	0-2	.000	0-0	.000	0	3	3	3.0	3	0	0	0	0	0	4.5	
vs Nebraska	11/20/18	24	3-8	.375	1-2	.500	0-0	.000	2	2	4	3.2	3	1	1	0	0	7	5.0	
UNC	11/24/18	23	5-7	.714	1-1	1.000	0-0	.000	0	3	3	3.2	0	4	0	0	3	11	6.0	
vs Memphis	12/1/18	32	3-6	.500	2-3	.667	2-2	1.000	0	3	3	3.1	3	6	1	0	0	10	6.6	
UAPB	12/5/18	24	0-6	.000	0-3	.000	2-2	1.000	0	2	2	3.0	1	4	0	0	2	2	6.0	
NSU	12/12/18	20	1-4	.250	1-3	.333	0-2	.000	1	2	3	3.0	2	2	0	0	2	3	5.7	
ACU	12/15/18	20	0-7	.000	0-4	.000	2-2	1.000	1	3	4	3.1	1	2	0	0	0	2	5.3	
vs Duke	12/20/18	22	1-5	.200	0-3	.000	0-0	.000	0	0	0	2.8	2	1	2	0	1	2	5.0	
UTRGV	12/28/18	22	4-6	.667	0-2	.000	0-0	.000	0	3	3	2.8	2	1	4	0	1	8	5.3	
at West Virginia	1/2/19	30	3-10	.300	1-4	.250	1-3	.333	0	4	4	2.9	1	1	2	0	4	8	5.5	
KANSAS STATE	1/5/19	25	0-5	.000	0-3	.000	0-0	.000	0	2	2	2.9	3	1	1	1	0	0	5.1	
OKLAHOMA	1/8/19	21	2-4	.500	2-3	.667	2-2	1.000	0	1	1	2.7	2	0	1	1	0	8	5.3	
at Texas	01/12/19	30	1-8	.125	1-7	.143	2-2	1.000	0	0	0	2.6	2	3	1	0	0	5	5.3	
ISU	1/16/19	27	2-7	.286	2-4	.500	0-0	.000	0	2	2	2.5	4	0	0	1	0	6	5.3	
at Baylor	01/19/19	23	4-8	.500	3-4	.750	3-5	.600	1	1	2	2.5	4	0	1	0	0	14	5.8	
at Kansas State	01/22/19	27	0-3	.000	0-1	.000	2-2	1.000	1	0	1	2.4	2	1	3	0	0	2	5.6	
ARKANSAS	1/26/19	29	2-5	.400	1-3	.333	0-0	.000	0	2	2	2.4	2	1	1	0	0	5	5.6	
TCU	1/28/19	19	1-4	.250	1-3	.333	0-0	.000	0	1	1	2.3	0	2	0	0	0	3	5.4	
at Kansas	02/02/19	15	1-5	.200	1-3	.333	0-0	.000	1	1	2	2.3	3	1	2	0	1	3	5.3	
WEST VIRGINIA	2/4/19	24	7-10	.700	2-3	.667	0-0	.000	0	2	2	2.3	1	0	3	0	3	16	5.8	
at Oklahoma	02/09/19	26	4-8	.500	3-5	.600	0-0	.000	1	4	5	2.4	1	2	0	0	0	11	6.0	
at Oklahoma St.	02/13/19	23	1-3	.333	1-3	.333	0-0	.000	0	1	1	2.4	3	2	0	0	1	3	5.9	
BAYLOR	2/16/19	24	2-7	.286	2-5	.400	1-2	.500	1	2	3	2.4	4	1	0	0	2	7	5.9	
KANSAS	2/23/19	22	3-5	.600	3-4	.750	0-0	.000	0	0	0	2.3	0	2	1	0	1	9	6.0	
OKLAHOMA ST.	2/27/19	24	1-5	.200	0-2	.000	2-4	.500	0	4	4	2.4	3	2	0	1	0	4	6.0	
at TCU	03/02/19	18	4-9	.444	1-6	.167	0-0	.000	1	0	1	2.3	2	0	1	0	0	9	6.1	
TEXAS	3/4/19	29	4-9	.444	2-6	.333	2-2	1.000	0	4	4	2.4	0	0	0	0	0	12	6.3	
at ISU	03/09/19	26	2-9	.222	2-7	.286	0-0	.000	1	3	4	2.4	5	3	0	1	2	6	6.3	
vs West Virginia	03/14/19	23	2-4	.500	1-2	.500	0-0	.000	0	2	2	2.4	3	0	2	0	0	5	6.2	
vs Northern Kentucky	03/22/19	29	2-3	.667	2-3	.667	0-0	.000	0	3	3	2.4	3	1	0	0	0	6	6.2	
vs Buffalo	03/24/19	19	2-5	.400	0-2	.000	1-2	.500	0	2	2	2.4	3	0	1	0	2	5	6.2	
vs Michigan	03/28/19	24	2-7	.286	0-3	.000	0-0	.000	0	0	0	2.3	1	2	2	0	1	4	6.1	
vs Gonzaga	03/30/19	27	2-6	.333	1-3	.333	1-2	.500	0	2	2	2.3	2	1	0	1	0	6	6.1	
Totals		1	851	78-219	.356	40-121	.331	24-36	.667	12	72	84	2.3	77	51	33	6	29	220	6.1



ABOUT BRANDONE

- Majoring in Human Science and scheduled to graduate in Spring 2019
- Brandone's dad, Bob, played basketball at Boston College during the 1980s
- Started his career at the University of Florida for Billy Donovan who now coaches the NBA's Oklahoma City Thunder.
- Francis tallied 9 PTS in a UF win over #9 WVU (01/30/2016) during Big 12/SEC Challenge.
- A four-star recruit who was rated a Top 35 player by ESPN.com, Rivals.com and 247 Sports for the Class of 2014.



#3 DESHAWN CORPREW

Forward • 6-5 • 210 • R-Soph. • TR • Norfolk, Virginia • South Plains College

2018-19 OVERALL/CONFERENCE AVERAGES

PPG	RPG	APG	SPG	BPG
5.3	3.5	0.5	0.4	0.3
4.8	2.9	0.4	0.3	0.3

Pronounced: Da-shawn Core-prew

Season	gp-gs	min/avg	Total		3-Point		F-Throws		Rebounds				Scoring							
			fg-fga	pct	fg-fga	pct	ft-fa	pct	off	def	tot	avg	pf	fo	ast	to	blk	stl	pts	avg
2018-19	35-1	492/14.1	75-133	.564	20-49	.408	14-21	.667	36	86	122	3.5	54	0	16	27	10	13	184	5.3
TOTAL	35-1	492/14.1	75-133	.564	20-49	.408	14-21	.667	36	86	122	3.5	54	0	16	27	10	13	184	5.3

CORPREW'S SEASON/CAREER HIGHS

Points

Season: 13, Northern Colorado, 11/24/18; UTRGV, 12/28/18
 Career: 13, Northern Colorado, 11/24/18; UTRGV, 12/28/18

Rebounds

Season: 10, UTRGV, 12/28/18
 Career: 10, UTRGV, 12/28/18

Field Goals Made

Season: 6, Northern Colorado, 11/24/18; UTRGV, 12/28/18
 Career: 6, Northern Colorado, 11/24/18; UTRGV, 12/28/18

3-Point Field Goals Made

Season: 3, Northwestern State, 12/12/18
 Career: 3, Northwestern State, 12/12/18

Free Throws Made

Season: 4, Memphis, 12/1/18
 Career: 4, Memphis, 12/1/18

Assists

Season: 2, ACU, 12/20/18
 Career: 2, ACU, 12/20/18

Blocks

Season: 1, Northern Colorado, 11/24/18
 Career: 1, Northern Colorado, 11/24/18

Steals

Season: 3, UTRGV, 12/28/18
 Career: 3, UTRGV, 12/28/18

CORPREW'S GAME-BY-GAME STATISTICS - 2018-19

Opponent	Date	gs	min	fg-fga	3fg-fga	pct	ft-fa	pct	off	def	tot	avg	pf	a	t/o	blk	stl	pts	avg	
UIW	11/6/18	10	3-4	.750	1-2	.500	0-0	.000	1	2	3	3.0	2	0	2	0	0	7	7.0	
VALLEY	11/9/18	17	5-9	.556	1-2	.500	0-0	.000	3	5	8	5.5	2	0	0	0	0	11	9.0	
SLU	11/13/18	16	2-2	1.000	1-1	1.000	1-2	.500	1	2	3	4.7	1	1	0	0	0	6	8.0	
vs USC	11/19/18	13	1-4	.250	0-2	.000	2-2	1.000	0	1	1	3.8	1	0	0	0	1	4	7.0	
vs Nebraska	11/20/18	12	1-2	.500	0-0	.000	0-0	.000	2	4	6	4.2	1	1	0	0	0	2	6.0	
UNC	11/24/18	21	6-7	.857	1-1	1.000	0-0	.000	2	2	4	4.2	1	0	1	1	0	13	7.2	
vs Memphis	12/1/18	15	4-5	.800	0-0	.000	4-6	.667	2	3	5	4.3	1	0	0	1	0	12	7.9	
UAPB	12/5/18	17	2-5	.400	0-1	.000	0-2	.000	4	1	5	4.4	1	1	0	0	0	4	7.4	
NSU	12/12/18	15	4-6	.667	3-5	.600	0-0	.000	0	2	2	4.1	2	1	1	0	1	11	7.8	
ACU	12/15/18	17	2-6	.333	0-3	.000	0-0	.000	1	7	8	4.5	1	2	1	0	0	4	7.4	
vs Duke	12/20/18	15	1-4	.250	0-1	.000	0-0	.000	2	2	4	4.5	4	0	1	0	0	2	6.9	
UTRGV	12/28/18	27	6-8	.750	1-2	.500	0-0	.000	4	6	10	4.9	1	1	3	0	3	13	7.4	
at West Virginia	1/2/19	17	1-6	.167	0-2	.000	0-0	.000	1	3	4	4.8	2	1	2	0	0	2	7.0	
KANSAS STATE	1/5/19	14	1-2	.500	1-2	.500	0-0	.000	0	1	1	4.6	2	0	0	0	1	3	6.7	
OKLAHOMA	1/8/19	15	2-3	.667	0-1	.000	0-0	.000	0	1	1	4.3	2	1	1	1	0	4	6.5	
at Texas	01/12/19	4	0-1	.000	0-0	.000	0-0	.000	0	0	0	4.1	0	0	0	0	0	0	6.1	
at Baylor	01/19/19	8	1-1	1.000	0-0	.000	0-0	.000	1	0	1	3.9	2	1	1	0	0	2	5.9	
at Kansas State	01/22/19	15	1-3	.333	0-1	.000	0-0	.000	1	3	4	3.9	1	0	1	1	0	2	5.7	
ARKANSAS	1/26/19	13	1-2	.500	1-2	.500	0-0	.000	0	2	2	3.8	2	1	0	0	0	3	5.5	
TCU	1/28/19	11	2-3	.667	1-1	1.000	0-0	.000	1	5	6	3.9	1	0	2	0	0	5	5.5	
at Kansas	02/02/19	12	1-2	.500	0-0	.000	1-2	.500	2	1	3	3.9	1	0	2	0	0	3	5.4	
WEST VIRGINIA	2/4/19	13	3-3	1.000	2-2	1.000	2-2	1.000	1	2	3	3.8	4	0	2	0	1	10	5.6	
at Oklahoma	02/09/19	15	2-4	.500	1-3	.333	0-0	.000	1	5	6	3.9	1	0	2	0	0	5	5.6	
at Oklahoma St.	02/13/19	16	4-6	.667	0-2	.000	0-0	.000	0	3	3	3.9	2	1	0	0	0	8	5.7	
BAYLOR	2/16/19	14	1-1	1.000	0-0	.000	3-3	1.000	1	2	3	3.8	3	1	0	1	0	5	5.6	
KANSAS	2/23/19	16	2-2	1.000	2-2	1.000	0-0	.000	0	4	4	3.8	1	0	1	0	1	6	5.7	
OKLAHOMA ST.	2/27/19	13	3-7	.429	0-2	.000	1-2	.500	1	2	3	3.8	1	0	1	1	0	7	5.7	
at TCU	03/02/19	14	5-6	.833	2-3	.667	0-0	.000	1	0	1	3.7	1	1	0	0	0	12	5.9	
TEXAS	3/4/19	19	3-5	.600	1-2	.500	0-0	.000	1	5	6	3.8	3	1	2	0	1	7	6.0	
at ISU	03/09/19	16	0-3	.000	0-1	.000	0-0	.000	0	0	0	3.7	2	0	0	1	1	0	5.8	
vs West Virginia	03/14/19	8	1-2	.500	0-0	.000	0-0	.000	0	1	1	3.6	0	0	1	0	1	2	5.6	
vs Northern Kentucky	03/22/19	9	1-3	.333	0-1	.000	0-0	.000	0	3	3	3.6	0	0	0	0	1	2	5.5	
vs Buffalo	03/24/19	13	2-2	1.000	1-1	1.000	0-0	.000	2	1	3	3.5	4	0	0	0	1	5	5.5	
vs Michigan	03/28/19	14	1-4	.250	0-1	.000	0-0	.000	0	4	4	3.6	0	0	2	0	0	2	5.4	
vs Gonzaga	03/30/19	8	0-0	.000	0-0	.000	0-0	.000	0	1	1	3.5	1	1	0	1	0	0	5.3	
Totals		1	492	75-133	.564	20-49	.408	14-21	.667	36	86	122	3.5	54	16	27	10	13	184	5.3

CORPREW'S TOP SCORING PERFORMANCES

1.	13	UNC, 11/24/18
1.	13	UTRGV, 12/28/18
	12	at TCU, 3/2/19
	11	MVSU, 11/09/18
	11	Northwestern State, 12/12/18
	10	Memphis, 12/01/18
	10	West Virginia, 2/4/19



ABOUT DESHAWN

- Corprew is a physical and explosive guard who is a steady ball handler
- Started 31 of his 35 appearances in 2017-18 as a freshman at South Plains College under Steve Green
- Posted 12.1 points, 5.3 rebounds, 2.3 assists and 0.7 steals per game
- Came away with double figures in 21 games sparked by six 20-plus performances
- Knocked down 45.9 percent of his field goal attempts, 36.5 percent of his three-point attempts and 74.4 percent at the free throw line
- Signed his National Letter of Intent (NLI) in November 2017
- Redshirted the 2016-17 season at South Plains College
- An ESPN Top 100 player and four-star recruit out of high school by ESPN, Rivals and 247Sports
- Prepped at Quality Education Academy in Winston-Salem, North Carolina
- Ranked No. 7 player by 247Sports in state of Virginia for Class of 2016
- Received offers from Kansas, Louisville, North Carolina State, Texas and Texas A&M.





#10 MALIK ONDINGO



Forward • 6-10 • 210 • SO. • 1L • El Mirage, Ariz. • Putnam Science Academy

2018-19 OVERALL/CONFERENCE AVERAGES

PPG	RPG	APG	SPG	BPG
1.8	1.7	0.1	0.0	0.3
1.0	1.0	0.0	0.0	0.0

Pronounced: Ma-leek On-dee-Go

Season	gp-gs	min/avg	Total		3-Point		F-Throws		Rebounds					Scoring						
			fg-fga	pct	fg-fga	pct	ft-fa	pct	off	def	tot	avg	pf	fo	ast	to	blk	stl	pts	avg
2017-18	14-0	75/5.4	6-13	.462	0-0	.000	3-4	.750	4	7	11	0.8	11	0	0	9	1	1	15	1.1
2018-19	17-0	105/6.2	9-23	.391	0-5	.000	5-9	.556	12	10	22	1.3	15	0	1	9	3	0	23	1.4
TOTAL	31-0	180/5.8	15-36	.417	0-5	.000	8-13	.615	16	17	33	1.1	26	0	1	18	4	1	38	1.2



ONDIGO'S SEASON/CAREER HIGHS

Points

Season: 8, MVSU, 11/09/18
 Career: 8, MVSU, 11/09/18

Rebounds

Season: 5, MVSU, 11/09/18
 Career: 5, MVSU, 11/09/18

Field Goals Made

Season: 3, MVSU, 11/09/18
 Career: 4, at Iowa State, 01/20/18

3-Point Field Goals Made

Season: NA
 Career: NA

Free Throws Made

Season: 2, UIW, 11/06/18, MVSU, 11/09/18
 Career: 2, at South Carolina, 01/27/18
 2, UIW, 11/06/18, MVSU, 11/09/18

Assists

Season: 1, Northern Colorado, 11/24/18
 Career: 1, Northern Colorado, 11/24/18

Blocks

Season: 1, 3X
 Career: 1, Maine, 11/14/17; Northwestern State, 12/12/18

Steals

Season: NA
 Career: 1, Maine, 11/14/17

ONDIGO'S TOP SCORING PERFORMANCES

1.	8	MVSU	11/09/18
2.	6	at Iowa State	01/20/18
2.	3	Kennesaw State	12/13/17
3.	2	at No. 20 West Virginia	02/26/18
3.	2	South Carolina	01/27/18
3.	2	Maine	11/14/17
3.	2	UIW	11/06/18

FRESHMAN SEASON - 2017-18

- Ondigo played in 14 games as a true freshman on the NCAA Elite Eight team
- Ondigo tallied 6 PTS and 4 REB in Big 12 debut at ISU (01/20).
- Ondigo missed 11 of 14 GMS batting injuries from Nov. 22 to Jan. 17

ABOUT MALIK

- Majoring in communication studies
- A talented post player with true back-to-the-basket offensive presence
- Solid defender with strong shot-blocking capability
- Played his final season of prep basketball for Tom Espinosa at Putnam Science Academy in Connecticut
- Signed his National Letter of Intent (NLI) in May 2017
- Hosts his own show for TexasTech.com called "Malik's Minute."
- Possesses soft hands which allow him to finish around the rim
- Rated as high as a three-star prospect by Rivals.com, Scout.com and 247
- Chose Texas Tech over Purdue and Nevada

ONDIGO'S GAME-BY-GAME STATISTICS - 2018-19

OPPONENT	GS	MIN	FG	3FG	FT	REB	PF	AST	TO	BLK	STL	PTS
Incarinate Word	12	0-2	0-1	2-2	3	1	0	2	1	0	2	
Mississippi Valley State	11	3-5	0-0	2-2	5	1	0	0	0	0	8	
Southeastern Louisiana	7	0-1	0-1	0-0	2	0	0	0	0	0	0	
Southern Cal	5	0-0	0-0	0-0	0	0	0	0	0	0	0	
Nebraska	7	2-4	0-1	0-0	2	2	0	0	0	0	4	
Northern Colorado	7	1-3	0-1	0-0	0	1	1	0	0	0	2	
Memphis	6	0-1	0-0	0-1	1	0	0	1	0	0	0	
Arkansas-Pine Bluff	8	1-2	0-0	0-2	2	2	0	2	0	0	2	
Northwestern State	15	0-1	0-0	0-0	1	4	0	1	1	1	0	
Abilene Christian	6	1-2	0-1	0-0	0	2	0	0	1	0	2	
Duke	DNP											
UTRGV	10	0-1	0-0	1-2	4	0	0	0	0	0	1	
West Virginia	DNP											
Kansas State	DNP											
Oklahoma	DNP											
Texas	DNP											
Iowa State	DNP											
Baylor	1	0-0	0-0	0-0	0	0	0	0	0	0	0	
Kansas State	DNP											
Arkansas	DNP											
TCU	DNP											
Kansas	DNP											
West Virginia	DNP											
Oklahoma	DNP											
Oklahoma State	DNP											
Baylor	6	1-1	0-0	0-0	2	2	0	2	0	0	2	
Kansas	1	0-0	0-0	0-0	0	0	0	0	0	0	0	
Oklahoma State	DNP											
TCU	DNP											
Texas	1	0-0	0-0	0-0	0	0	0	0	0	0	0	
Iowa State	DNP											
vs. West Virginia	1	0-0	0-0	0-0	0	0	0	0	0	0	0	
vs. Northern Kentucky	DNP											
vs. Buffalo	1	0-0	0-0	0-0	0	0	0	0	0	0	0	

ALL-BIG 12 DEFENSIVE TEAM; ALL-BIG 12 HONORABLE MENTION



#11 TARIQ OWENS



Forward • 6-10 • 205 • SR • TR • Odenton, Maryland • St. John's

2018-19 OVERALL/CONFERENCE

PPG	RPG	APG	SPG	BPG
8.9	5.8	0.8	0.5	2.4
9.2	6.4	0.8	0.6	2.4

Pronounced: Ta-reek Owens

Season	gp-gs	min/avg	Total		3-Point		F-Throws		Rebounds				Scoring							
			fg-fga	pct	fg-fga	pct	ft-fa	pct	off	def	tot	avg	pf	fo	ast	to	blk	stl	pts	avg
2018-19	36-35	919/25.5	125-204	.613	7-29	.241	63-80	.788	79	131	210	5.8	104	4	28	37	88	17	320	8.9
TOTAL	36-35	919/25.5	125-204	.613	7-29	.241	63-80	.788	79	131	210	5.8	104	4	28	37	88	17	320	8.9

OWEN'S SEASON/CAREER HIGHS

Points

Season: 18, USC, 11/20/18
 Career: 19, Seton Hall, 12/31/17*

Rebounds

Season: 14, at Iowa State, 3/9/19
 Career: 14, at Iowa State, 3/9/19; Seton Hall, 12/31/17*

Field Goals Made

Season: 7, Southern Cal, 11/19/18; Northwestern State, 12/12/18
 Career: 8, Seton Hall, 12/31/17*

3-Point Field Goals Made

Season: 2, at Kansas State, 1/22/19; TCU, 1/28/19
 Career: 2, at Kansas State, 1/22/19; TCU, 1/28/19

Free Throws Made

Season: 8, vs. West Virginia, 3/14/19
 Career: 8, vs. West Virginia, 3/14/19

Assists

Season: 2, 3X
 Career: 2, 3X

Blocks

Season: 8, Memphis, 12/1/18
 Career: 8, Memphis, 12/1/18; Georgetown, 1/9/18*

Steals

Season: 1, Northern Colorado, 11/24/18
 Career: 1, Northern Colorado, 11/24/18

OWEN'S TOP SCORING PERFORMANCES

- 19 Seton Hall, 12/31/17*
- 18 USC, 11/1/18
- 17 TCU, 1/28/19
- 16 Oklahoma State, 2/27/19
- 14 vs. West Virginia, 3/14/19
- 14 Northwestern State, 12/12/18
- 13 Memphis, 12/1/18
- 12 at TCU, 3/2/19
- 12 at Kansas, 2/2/19
- 12 at Kansas State, 1/22/19
- 12 at Texas, 1/12/19
- 11 Baylor, 2/16/19
- 11 at Oklahoma State, 2/13/19
- 10 vs. Buffalo, 3/24/19
- 10 Kansas, 1/23/19
- 10 UTRGV, 12/28/18

OWEN'S TOP BLOCK PERFORMANCES

- 8 Memphis, 12/1/18
- 8 Georgetown, 1/9/18*
- 6 UIW, 11/6/18
- 4 Oklahoma, 1/12/19
- 4 at Texas, 1/16/19

OWEN'S GAME-BY-GAME STATISTICS - 2018-19

Opponent	Date	gs	min	fg-fga	pct	3fg-fga	pct	ft-fa	pct	off	def	tot	avg	pf	a	to	blk	stl	pts	avg	
UIW	11/6/18	*	10	2-2	1.000	0-0	.000	1-2	.500	0	2	2	2.0	4	1	1	6	0	5	5.0	
VALLEY	11/9/18	*	23	4-5	.800	0-1	.000	1-1	1.000	1	6	7	4.5	1	2	1	1	0	9	7.0	
SLU	11/13/18	*	19	1-4	.250	0-0	.000	1-2	.500	1	1	2	3.7	2	0	1	3	0	3	5.7	
vs USC	11/19/18	*	26	7-10	.700	1-2	.500	3-3	1.000	3	1	4	3.8	1	0	1	1	0	18	8.8	
vs Nebraska	11/20/18	*	28	2-7	.286	0-0	.000	1-3	.333	5	3	8	4.6	0	1	0	2	0	5	8.0	
UNC	11/24/18	*	15	1-6	.167	0-2	.000	0-0	.000	0	2	2	4.2	3	1	1	2	1	2	7.0	
vs Memphis	12/1/18	*	24	5-6	.833	0-0	.000	3-3	1.000	4	7	11	5.1	4	0	2	8	1	13	7.9	
UAPB	12/5/18	*	17	4-6	.667	0-1	.000	1-2	.500	2	2	4	5.0	3	2	1	1	1	9	8.0	
NSU	12/12/18	*	21	7-13	.538	0-1	.000	0-0	.000	2	6	8	5.3	1	0	0	2	1	14	8.7	
ACU	12/15/18	*	23	2-2	1.000	1-1	1.000	2-2	1.000	1	4	5	5.3	3	1	2	1	0	7	8.5	
vs Duke	12/20/18	*	29	2-7	.286	0-1	.000	2-4	.500	0	4	4	5.2	1	0	1	1	0	6	8.3	
UTRGV	12/28/18	*	26	4-6	.667	0-1	.000	2-2	1.000	1	2	3	5.0	2	2	3	1	1	10	8.4	
at West Virginia	1/2/19	*	12	1-3	.333	0-1	.000	2-2	1.000	3	1	4	4.9	5	0	0	2	0	4	8.1	
KANSAS STATE	1/5/19	*	34	2-3	.667	0-1	.000	5-7	.714	3	5	8	5.1	4	2	5	3	1	9	8.1	
OKLAHOMA	1/8/19	*	29	2-8	.250	0-3	.000	0-0	.000	1	5	6	5.2	2	2	1	4	1	4	7.9	
at Texas	01/12/19	*	33	4-5	.800	0-0	.000	4-4	1.000	1	2	3	5.1	2	1	0	4	0	12	8.1	
ISU	1/16/19	*	29	3-5	.600	0-0	.000	1-2	.500	1	4	5	5.1	1	1	1	3	2	7	8.1	
at Baylor	01/19/19	*	30	2-4	.500	0-0	.000	4-4	1.000	4	2	6	5.1	5	1	1	1	0	8	8.1	
at Kansas State	01/22/19	*	33	5-8	.625	2-4	.500	0-0	.000	2	4	6	5.2	3	0	1	1	1	12	8.3	
ARKANSAS	1/26/19	*	21	1-1	1.000	0-0	.000	0-0	.000	1	2	3	5.1	5	2	1	3	0	2	8.0	
TCU	1/28/19	*	30	7-9	.778	2-2	1.000	1-2	.500	2	4	6	5.1	4	1	1	1	0	17	8.4	
at Kansas	02/02/19	*	29	6-10	.600	0-3	.000	0-0	.000	6	4	10	5.3	2	0	0	3	0	12	8.5	
WEST VIRGINIA	2/4/19	*	13	3-4	.750	0-0	.000	1-2	.500	3	1	4	5.3	4	0	1	1	0	7	8.5	
at Oklahoma	02/09/19	*	27	1-6	.167	0-1	.000	0-0	.000	2	4	6	5.3	4	0	0	4	1	2	8.2	
at Oklahoma St.	02/13/19	*	27	5-7	.714	0-0	.000	1-1	1.000	2	5	7	5.4	3	3	2	2	0	11	8.3	
BAYLOR	2/16/19	*	27	2-3	.667	0-0	.000	7-8	.875	3	0	3	5.3	2	1	1	2	0	11	8.4	
KANSAS	2/23/19	*	17	5-6	.833	0-1	.000	0-0	.000	3	0	3	5.2	4	0	0	1	1	10	8.5	
OKLAHOMA ST.	2/27/19	*	32	7-10	.700	0-0	.000	2-3	.667	4	2	6	5.2	4	0	1	2	1	16	8.8	
at TCU	03/02/19	*	34	6-8	.750	0-0	.000	0-0	.000	5	8	13	5.5	2	2	0	3	0	12	8.9	
TEXAS	3/4/19	*	18	1-1	1.000	0-0	.000	1-2	.500	1	4	5	5.5	4	0	0	3	2	3	8.7	
at ISU	03/09/19	*	25	2-2	1.000	0-0	.000	4-4	1.000	5	9	14	5.7	4	0	3	3	0	8	8.6	
vs West Virginia	03/14/19	*	33	3-4	.750	0-0	.000	8-8	1.000	2	3	5	5.7	5	1	1	3	0	14	8.8	
vs Northern Kentucky	03/22/19	*	31	6-7	.857	0-1	.000	0-0	.000	1	2	3	5.6	1	0	2	5	0	12	8.9	
vs Buffalo	03/24/19	*	32	4-4	1.000	0-0	.000	2-3	.667	2	5	7	5.7	2	1	0	0	0	10	8.9	
vs Michigan	03/28/19	*	30	2-7	.286	0-1	.000	3-4	.750	2	8	10	5.8	3	0	0	2	1	7	8.9	
vs Gonzaga	03/30/19	*	32	4-5	.800	1-1	1.000	0-0	.000	0	7	7	5.8	4	0	1	3	1	9	8.9	
Totals			35	919	125-204	.613	7-29	.241	63-80	.788	79	131	210	5.8	104	28	37	88	17	320	8.9



AWARDS

- All-Big 12 Honorable Mention
- All-Big 12 Defensive Team

ABOUT TARIQ

- Owens made 65 appearances and started 34 times during the 2016-17 and 2017-18 seasons at St. John's
- Posted 8.4 points, 5.9 rebounds and 2.8 blocks per game as a junior in 2017-18
- The 2.8 BPG paced the BIG EAST and ranked 11th nationally
- His 94 total blocks were good enough for a second place tie in St. John's history for a single season and eighth in the nation
- Piled up 163 rejections over his two seasons is fifth in St. John's record book
- Played his freshman season at Tennessee in 2014-15 under former Texas Tech assistant coach Al Pinkins Appeared in 28 games and started five times

ALL-BIG 12 SECOND TEAM; ALL-BIG 12 DEFENSIVE TEAM; ALL-BIG 12 NEWCOMER TEAM



#13 MATT MOONEY



Guard • 6-3 • 200 • SR • GTR • Wauconda, Illinois • South Dakota

2018-19 OVERALL/CONFERENCE AVERAGES

PPG	RPG	APG	SPG	BPG
10.9	3.2	3.3	1.8	0.1
11.1	2.7	3.1	1.6	0.1

Pronounced: Matt Moo-nee

Season	gp-gs	min/avg	Total		3-Point		F-Throws		Rebounds				Scoring							
			fg-fga	pct	fg-fga	pct	ft-fa	pct	off	def	tot	avg	pf	fo	ast	to	blk	stl	pts	avg
2018-19	36-36	1100/30.6	144-341	.422	43-113	.381	66-85	.776	7	107	114	3.2	68	1	122	92	4	67	397	11.0
TOTAL	36-36	1100/30.6	144-341	.422	43-113	.381	66-85	.776	7	107	114	3.2	68	1	122	92	4	67	397	11.0

MOONEY'S SEASON/CAREER HIGHS

Points

Season: 22, at Texas, 1/12/19
 Career: 33, at South Dakota State, 2/22/18*

Rebounds

Season: 6, at Iowa State, 3/9/19
 Career: 10, North Texas, 3/14/18*

Field Goals Made

Season: 8, at Texas, 1/12/19
 Career: 13, at South Dakota State, 2/22/18*

3-Point Field Goals Made

Season: 5, at Oklahoma State, 2/13/19
 Career: 5, 2X Last: at South Dakota State, 2/22/18*; at Oklahoma State, 2/13/19

Free Throws Made

Season: 7, Kansas State, 1/5/19
 Career: 9, vs. South Dakota State, 3/6/18*

Assists

Season: 8, vs. Northern Kentucky
 Career: 8, vs. Northern Kentucky

Blocks

Season: 1, Nebraska, 11/20/18; Northwestern State, 12/12/18; West Virginia, 2/4/19
 Career: 1, Multiple times

Steals

Season: 4, WVU, 2/4/19; at OU, 2/9/19
 Career: 6, Denver, 12/30/17*

MOONEY'S TOP SCORING PERFORMANCES

- 33 South Dakota State, 2/22/18*
- 31 at TCU, 11/15/17*
- 30 at UMKC, 11/30/17*
- 30 vs. South Dakota State, 3/6/18*
- 30 South Dakota State, 1/24/18*

*During University of South Dakota career

At Texas Tech

- 22 at Texas, 1/12/19
- 18 TCU, 1/28/19
- 17 vs. Gonzaga, 3/30/19
- 17 Southern Cal, 11/19/18
- 15 Texas, 3/4/19
- 15 at Oklahoma State, 2/13/19
- 15 Nebraska, 11/20/18
- 14 ACU, 12/15/18
- 14 at West Virginia, 1/2/19
- 14 Kansas State, 1/5/19
- 13 at Iowa State, 3/9/19
- 13 Kansas, 1/23/19
- 12 UIW, 11/06/18

MOONEY'S GAME-BY-GAME STATISTICS • 2018-19

Opponent	Date	gs	min	fg-fga	pct	3fg-fga	pct	ft-fa	pct	off	def	tot	avg	pf	a	t/o	blk	stl	pts	avg	
UIW	11/6/18	*	25	5-8	.625	2-4	.500	0-0	.000	0	3	3	3.0	2	6	2	0	3	12	12.0	
VALLEY	11/9/18	*	24	3-7	.429	2-3	.667	0-0	.000	0	5	5	4.0	0	6	2	0	0	8	10.0	
SLU	11/13/18	*	26	3-10	.300	0-3	.000	1-4	.250	1	4	5	4.3	3	4	3	0	2	7	9.0	
vs USC	11/19/18	*	32	6-12	.500	2-2	1.000	3-4	.750	1	4	5	4.5	1	4	1	0	4	17	11.0	
vs Nebraska	11/20/18	*	34	5-11	.455	0-3	.000	5-5	1.000	0	3	3	4.2	2	2	3	1	2	15	11.8	
UNC	11/24/18	*	22	3-7	.429	1-1	1.000	0-0	.000	0	5	5	4.3	5	1	2	0	2	7	11.0	
vs Memphis	12/1/18	*	31	2-7	.286	0-1	.000	4-6	.667	0	3	3	4.1	2	3	4	0	3	8	10.6	
UAPB	12/5/18	*	25	5-8	.625	1-3	.333	0-0	.000	0	4	4	4.1	1	6	4	0	1	11	10.6	
NSU	12/12/18	*	25	3-7	.429	3-4	.750	2-2	1.000	0	4	4	4.1	0	2	1	1	2	11	10.7	
ACU	12/15/18	*	29	6-10	.600	1-3	.333	1-2	.500	0	3	3	4.0	3	2	5	0	3	14	11.0	
vs Duke	12/20/18	*	32	3-7	.429	1-1	1.000	0-0	.000	0	5	5	4.1	2	1	6	0	2	7	10.6	
UTRGV	12/28/18	*	29	3-10	.300	0-4	.000	2-2	1.000	0	4	4	4.1	3	6	2	0	2	8	10.4	
at West Virginia	1/2/19	*	34	5-13	.385	0-5	.000	4-7	.571	0	3	3	4.0	3	1	3	0	1	14	10.7	
KANSAS STATE	1/5/19	*	34	3-6	.500	1-2	.500	7-8	.875	0	4	4	4.0	1	0	2	0	1	14	10.9	
OKLAHOMA	1/8/19	*	31	2-8	.250	1-3	.333	2-2	1.000	0	3	3	3.9	2	2	3	0	0	7	10.7	
at Texas	01/12/19	*	37	8-10	.800	3-3	1.000	3-4	.750	0	5	5	4.0	2	2	2	0	2	22	11.4	
ISU	1/16/19	*	29	4-9	.444	0-3	.000	0-0	.000	0	2	2	3.9	4	1	2	0	0	8	11.2	
at Baylor	01/19/19	*	28	1-6	.167	0-3	.000	0-1	.000	0	1	1	3.7	3	1	3	0	1	2	10.7	
at Kansas State	01/22/19	*	28	1-9	.111	0-4	.000	0-0	.000	0	1	1	3.6	3	3	0	0	2	2	10.2	
ARKANSAS	1/26/19	*	29	4-8	.500	1-2	.500	3-4	.750	2	1	3	3.6	0	2	5	0	0	12	10.3	
TCU	1/28/19	*	35	7-12	.583	0-1	.000	4-5	.800	0	1	1	3.4	1	5	1	0	0	18	10.7	
at Kansas	02/02/19	*	28	4-10	.400	1-3	.333	2-2	1.000	0	3	3	3.4	0	3	0	0	2	11	10.7	
WEST VIRGINIA	2/4/19	*	26	3-9	.333	1-3	.333	2-2	1.000	0	3	3	3.4	2	5	3	1	4	9	10.6	
at Oklahoma	02/09/19	*	28	4-10	.400	2-5	.400	1-3	.333	0	1	1	3.3	1	3	3	1	4	11	10.6	
at Oklahoma St.	02/13/19	*	29	5-8	.625	5-5	1.000	0-0	.000	0	4	4	3.3	1	2	0	0	1	15	10.8	
BAYLOR	2/16/19	*	29	2-7	.286	1-3	.333	4-4	1.000	0	2	2	3.3	2	1	0	0	2	9	10.7	
KANSAS	2/23/19	*	31	5-8	.625	3-4	.750	0-0	.000	0	0	0	3.1	1	6	3	0	1	13	10.8	
OKLAHOMA ST.	2/27/19	*	41	3-11	.273	0-4	.000	0-0	.000	0	2	2	3.1	1	6	0	0	1	6	10.6	
at TCU	03/02/19	*	35	5-11	.455	1-3	.333	0-0	.000	0	5	5	3.2	2	6	3	0	1	11	10.7	
TEXAS	3/4/19	*	35	6-12	.500	1-2	.500	2-3	.667	0	2	2	3.1	2	4	2	0	1	15	10.8	
at ISU	03/09/19	*	35	5-16	.313	1-4	.250	2-2	1.000	1	5	6	3.2	3	5	2	0	4	13	10.9	
vs West Virginia	03/14/19	*	33	3-10	.300	3-5	.600	4-5	.800	1	1	2	3.2	4	5	4	0	1	13	10.9	
vs Northern Kentucky	03/22/19	*	32	3-8	.375	1-2	.500	2-2	1.000	0	3	3	3.2	1	8	5	0	5	9	10.9	
vs Buffalo	03/24/19	*	32	4-15	.267	1-4	.250	2-2	1.000	1	3	4	3.2	2	1	5	0	2	11	10.9	
vs Michigan	03/28/19	*	32	4-9	.444	2-4	.500	0-0	.000	0	3	3	3.2	2	2	3	0	2	10	10.9	
vs Gonzaga	03/30/19	*	35	6-12	.500	1-4	.250	4-4	1.000	0	2	2	3.2	1	5	3	0	3	17	11.0	
Totals			36	1100	144-341	.422	43-113	.381	66-85	.776	7	107	114	3.2	68	122	92	4	67	397	11.0



AWARDS & HONORS

- All-Big 12 Second Team
- All-Big 12 Defensive Team
- All-Big 12 Newcomer Team
- Hall of Fame Classic All-Tournament Team

ABOUT MATT

- Mooney started all 68 games during the 2016-17 and 2017-18 seasons at South Dakota
- Picked up two All-Summit League First-Team and two National Association of Basketball Coaches (NABC) All-District 12 First-Team selections
- Captured Lou Henson All-America status in 2017-18 and was one of 40 finalists for the 2018 Lou Henson Award presented to the nation's top Division 1 mid-major player
- USD won 48 games, the 2016-17 Summit League regular season championship and made a pair of postseason appearances during Mooney's two seasons
- Registered the fourth and fifth best single-season scoring totals in South Dakota history
- Amassed 1,271 points fueled by 62 games in double figures and 31 performances of 20-plus points



#20 PARKER HICKS



Guard • 6-5 • 200 • SO. • 1L • Decatur, Texas • Decatur HS

2018-19 OVERALL/CONFERENCE AVERAGES

PPG	RPG	APG	SPG	BPG
1.2	0.8	0.0	0.1	0.1
2.5	1.0	0.0	0.5	0.0

Pronounced: Parker Hicks

Season	gp-gs	min/avg	Total		3-Point		F-Throws		Rebounds					Scoring						
			fg-fga	pct	fg-fga	pct	ft-fa	pct	off	def	tot	avg	pf	fo	ast	to	blk	stl	pts	avg
2017-18	9-0	19/2.1	2-3	.667	1-2	.500	2-4	.500	0	1	1	0.1	4	0	1	1	1	1	7	0.8
2018-19	15-0	49/3.3	5-15	.333	2-10	.200	4-5	.800	3	9	12	0.8	2	0	0	3	2	1	16	1.1
TOTAL	24-0	68/2.8	7-18	.389	3-12	.250	6-9	.667	3	10	13	0.5	6	0	1	4	3	2	23	1.0

HICKS' SEASON/CAREER HIGHS

Points

Season:	5, West Virginia, 2/4/19
Career:	5, West Virginia, 2/4/19

Rebounds

Season:	3, Arkansas-Pine Bluff, 12/5/18
Career:	3, Arkansas-Pine Bluff, 12/5/18

Field Goals Made

Season:	2, West Virginia, 2/4/19
Career:	2, West Virginia, 2/4/19

3-Point Field Goals Made

Season:	1, UIW, 11/06/18, West Virginia, 2/4/19
Career:	1, Abilene Christian, 12/22/17; 1, UIW, 11/06/18; West Virginia, 2/4/19

Free Throws Made

Season:	2, Northern Colorado, 11/24/18
Career:	2, Savannah State, 11/25/17; Northern Colorado, 11/24/18

Assists

Season:	-
Career:	1, Savannah State, 11/25/17

Blocks

Season:	1, at Oklahoma State, 2/13/19
Career:	1, Savannah State, 11/25/17; at Oklahoma State, 2/13/19

Steals

Season:	1, West Virginia, 2/4/19
Career:	1, South Alabama, 11/10/17

HICKS' TOP SCORING PERFORMANCES

5	West Virginia	02/04/19
3	UIW	11/06/18
3	Abilene Christian	12/22/17
2	Northern Colorado	11/24/18
2	Rice	12/16/17
2	Savannah State	11/25/17

HICKS' GAME-BY-GAME STATISTICS • 2018-19

OPPONENT	GS	MIN	FG	3FG	FT	REB	PF	AST	TO	BLK	STL	PTS
Incarnate Word	4	1-1	1-1	0-0	0	0	0	0	0	0	0	3
Mississippi Valley State	4	1-2	0-1	0-0	1	0	0	1	0	0	0	2
Southeastern Louisiana	2	0-0	0-0	0-0	2	0	0	0	0	0	0	0
Southern Cal	DNP											
Nebraska	1	0-0	0-0	0-0	0	0	0	0	0	0	0	0
Northern Colorado	4	0-0	0-0	2-2	0	0	0	0	0	0	0	2
Memphis	DNP											
Arkansas-Pine Bluff	4	0-1	0-0	0-0	3	0	0	0	0	0	0	0
Northwestern State	6	0-2	0-2	1-2	0	0	0	0	0	0	0	1
Abilene Christian	3	0-1	0-1	0-0	0	1	0	0	0	0	0	0
Duke	DNP											
UTRGV	2	0-1	0-1	0-0	1	0	0	1	0	0	0	0
West Virginia	DNP											
Kansas State	DNP											
Oklahoma	DNP											
Texas	DNP											
Iowa State	DNP											
Baylor	DNP											
Kansas State	DNP											
Arkansas	DNP											
TCU	DNP											
Kansas	3	0-0	0-0	0-0	2	0	0	0	0	0	0	0
West Virginia	7	2-4	1-3	0-0	0	0	0	0	0	0	1	5
Oklahoma	DNP											
Oklahoma State	4	0-1	0-1	0-0	0	0	0	0	1	0	0	0
Baylor	3	1-2	0-0	1-1	2	1	0	0	0	0	0	3
Kansas	DNP											
Oklahoma State	DNP											
TCU	DNP											
Texas	1	0-0	0-0	0-0	1	0	0	0	0	0	0	0
Iowa State	DNP											
vs. West Virginia	DNP											
vs. Northern Kentucky	DNP											
vs. Buffalo	1	0-0	0-0	0-0	0	0	0	0	1	0	0	0

FRESHMAN SEASON • 2017-18

- Hicks has made eight of his nine appearances during nonconference action this season
- Scored PTS in three games against Savannah State (11/25), Rice (12/16) and Abilene Christian (12/22)

ABOUT PARKER

- Majoring in Kinesiology
- Played for Drew Coffman, a former Red Raider, at Decatur High School in Texas
- Amassed 31.3 points and 10.2 rebounds and 1.6 steals per game en route to District 9-4A co-MVP accolades



BIG 12 PLAYER OF THE YEAR; AP/NABC/USBWA/SPORTING NEWS ALL-AMERICA

#23 JARRETT CULVER



Guard • 6-5 • 195 • SO. • 1L • Lubbock, Texas • Coronado HS

2018-19 OVERALL/CONFERENCE AVERAGES

PPG	RPG	APG	SPG	BPG
18.9	6.4	3.8	1.5	0.5
17.6	6.8	3.2	1.4	0.4

Pronounced: Jarrett Cole-ver

Season	gp-gs	min/avg	Total		3-Point		F-Throws		Rebounds					Scoring						
			fg-fga	pct	fg-fga	pct	ft-fa	pct	off	def	tot	avg	pf	fo	ast	to	blk	stl	pts	avg
2017-18	37-20	978/26.4	145-319	.455	55-144	.382	70-108	.648	39	138	177	4.8	77	0	67	57	27	41	415	11.2
2018-19	36-36	1160/32.2	246-517	.476	48-152	.316	139-196	.709	49	180	229	6.4	67	0	135	97	19	55	679	18.9
TOTAL	73-56	2138/29.3	391-836	.468	103-296	.348	209-304	.688	88	318	406	5.6	144	0	202	154	46	96	1094	15.0

CULVER'S SEASON/CAREER HIGHS

Points

Season: 31, at Iowa State, 3/9/19
Career: 31, at Iowa State, 3/9/19

Rebounds

Season: 16, Iowa State, 1/16/19
Career: 16, Iowa State, 1/16/19

Field Goals Made

Season: 12, ACU, 12/15/18; at Iowa State, 3/9/19
Career: 12, ACU, 12/15/18; at Iowa State, 3/9/19

3-Point Field Goals Made

Season: 4, 3X
Career: 5, vs. Seton Hall, 11/30/17

Free Throws Made

Season: 7, Southern Cal, 11/19/18; Memphis, 12/1/18; Baylor, 2/16/19
Career: 7, at No. 20 West Virginia, 02/26/18; USC, 11/19/18; Memphis, 12/1/18; Baylor, 2/16/19

Assists

Season: 7, at TCU, 3/2/19; vs. Northern Kentucky, 3/22/19
Career: 7, Savannah State, 11/25/17; 7, at TCU, 3/2/19; vs. Northern Kentucky, 3/22/19

Blocks

Season: 2, Memphis, 12/1/18
Career: 3, at TCU, 02/03/18

Steals

Season: 5, 3X
Career: 6, Rice, 12/16/17

CULVER'S TOP SCORING PERFORMANCES

1.	31	at Iowa State	03/09/19
	30	Abilene Christian	12/15/18
	29	vs. Northern Kentucky	03/22/19
	26	vs. West Virginia	03/14/19
	26	Kansas	02/23/19
	26	vs. Nebraska	11/20/18
	26	at No. 20 West Virginia	02/26/18
	25	vs. No. 2 Duke	12/20/18
	25	Oklahoma State	01/23/18
	23	Oklahoma	01/12/19
	22	vs. Michigan	03/29/19
	21	Southeastern Louisiana	11/13/18
	21	Wofford	11/22/17
	20	Iowa State	1/16/19
	20	vs. Memphis	12/01/18
	20	Northern Colorado	11/24/18
	20	at TCU	02/03/18
	19	vs. Gonzaga	03/30/19
	19	at Oklahoma State	02/13/19
	19	Oklahoma State	02/27/19
	19	at Baylor	01/19/19
	19	UTRGV	12/28/18
	18	Baylor	02/16/19
	18	Southern Cal	11/19/18

CULVER'S GAME-BY-GAME STATISTICS - 2018-19

Opponent	Date	gs	min	fg-fga	pct	3fg-fga	pct	ft-fa	pct	off	def	tot	avg	pf	a	t/o	blk	stl	pts	avg	
UIW	11/6/18	*	27	6-10	.600	2-4	.500	2-3	.667	2	1	3	3.0	0	4	2	1	1	16	16.0	
VALLEY	11/9/18	*	27	5-14	.357	0-1	.000	2-3	.667	4	0	4	3.5	1	5	1	0	0	12	14.0	
SLU	11/13/18	*	31	8-12	.667	2-5	.400	3-4	.750	0	4	4	3.7	3	4	1	1	0	21	16.3	
vs USC	11/19/18	*	35	5-10	.500	1-3	.333	7-11	.636	0	9	9	5.0	1	5	6	0	3	18	16.8	
vs Nebraska	11/20/18	*	35	9-18	.500	3-4	.750	5-6	.833	0	6	6	5.2	3	2	0	1	0	26	18.6	
UNC	11/24/18	*	26	7-10	.700	2-3	.667	4-6	.667	0	5	5	5.2	2	6	1	0	2	20	18.8	
vs Memphis	12/1/18	*	35	6-15	.400	1-4	.250	7-10	.700	4	2	6	5.3	2	6	5	2	2	20	19.0	
UAPB	12/5/18	*	25	5-9	.556	0-2	.000	3-6	.500	3	4	7	5.5	2	4	1	0	0	13	18.3	
NSU	12/12/18	*	23	5-6	.833	1-2	.500	4-5	.800	0	6	6	5.6	1	5	3	0	1	15	17.9	
ACU	12/15/18	*	27	12-13	.923	2-3	.667	4-5	.800	1	6	7	5.7	1	4	1	0	1	30	19.1	
vs Duke	12/20/18	*	35	9-21	.429	4-9	.444	3-5	.600	2	4	6	5.7	3	4	6	1	2	25	19.6	
UTRGV	12/28/18	*	30	8-13	.615	1-2	.500	2-2	1.000	2	2	4	5.6	1	3	0	0	0	19	19.6	
at West Virginia	1/2/19	*	22	6-8	.750	0-0	.000	6-6	1.000	0	6	6	5.6	4	2	2	0	1	18	19.5	
KANSAS STATE	1/5/19	*	37	2-7	.286	0-3	.000	5-10	.500	2	5	7	5.7	2	3	3	1	0	9	18.7	
OKLAHOMA	1/8/19	*	36	8-13	.615	0-3	.000	7-7	1.000	2	11	13	6.2	2	2	4	0	2	23	19.0	
at Texas	01/12/19	*	33	6-11	.545	0-2	.000	2-4	.500	2	7	9	6.4	2	6	4	2	0	14	18.7	
ISU	1/16/19	*	39	7-21	.333	1-3	.333	5-10	.500	4	12	16	6.9	1	1	5	0	2	20	18.8	
at Baylor	01/19/19	*	37	9-16	.563	1-4	.250	0-0	.000	1	8	9	7.1	2	5	7	0	3	19	18.8	
at Kansas State	01/22/19	*	37	6-16	.375	1-6	.167	4-5	.800	0	7	7	7.1	3	3	3	0	5	17	18.7	
ARKANSAS	1/26/19	*	36	5-12	.417	4-5	.800	1-4	.250	0	3	3	6.9	3	4	4	0	3	15	18.5	
TCU	1/28/19	*	33	7-17	.412	0-6	.000	4-5	.800	2	5	7	6.9	2	4	1	0	1	18	18.5	
at Kansas	02/02/19	*	32	5-17	.294	0-6	.000	0-1	.000	1	5	6	6.8	2	1	5	0	0	10	18.1	
WEST VIRGINIA	2/4/19	*	24	5-9	.556	1-3	.333	1-4	.250	0	2	2	6.6	4	4	1	0	0	12	17.8	
at Oklahoma	02/09/19	*	32	4-12	.333	1-3	.333	4-4	1.000	0	0	0	6.3	2	3	4	0	0	13	17.6	
at Oklahoma St.	02/13/19	*	26	7-12	.583	2-5	.400	3-5	.600	0	3	3	6.2	0	1	2	0	2	19	17.7	
BAYLOR	2/16/19	*	28	4-11	.364	3-6	.500	7-8	.875	3	5	8	6.3	2	4	2	1	1	18	17.7	
KANSAS	2/23/19	*	34	10-21	.476	3-8	.375	3-5	.600	1	1	2	6.1	1	4	0	0	0	26	18.0	
OKLAHOMA ST.	2/27/19	*	38	7-22	.318	1-5	.200	4-5	.800	3	7	10	6.3	2	1	2	0	2	19	18.0	
at TCU	03/02/19	*	36	5-11	.455	0-2	.000	5-6	.833	1	5	6	6.2	1	7	4	1	5	15	17.9	
TEXAS	3/4/19	*	37	5-15	.333	1-4	.250	5-6	.833	1	6	7	6.3	1	3	1	2	2	16	17.9	
at ISU	03/09/19	*	37	12-19	.632	4-8	.500	3-3	1.000	1	3	4	6.2	2	3	2	0	0	31	18.3	
vs West Virginia	03/14/19	*	37	11-24	.458	0-6	.000	4-5	.800	2	8	10	6.3	0	4	4	1	5	26	18.5	
vs Northern Kentucky	03/22/19	*	34	10-17	.588	3-5	.600	6-10	.600	0	8	8	6.4	1	7	1	1	1	29	18.8	
vs Buffalo	03/24/19	*	32	6-17	.353	1-4	.250	3-5	.600	3	7	10	6.5	2	5	5	3	2	16	18.8	
vs Michigan	03/28/19	*	32	9-19	.474	0-5	.000	4-4	1.000	0	4	4	6.4	3	4	1	0	3	22	18.9	
vs Gonzaga	03/30/19	*	35	5-19	.263	2-8	.250	7-8	.875	2	3	5	6.4	3	2	3	1	3	19	18.9	
Totals			36	1160	246-517	.476	48-152	.316	139-196	.709	49	180	229	6.4	67	135	97	19	55	679	18.9



FRESHMAN SEASON - 2017-18

- Culver came away with 11.2 points, 4.8 rebounds, 1.8 assists and 1.1 steals per game
- Appeared in all 37 games and broke into starting five in 19 of the last 19 games (Jan. 20-March 25)
- His 415 total points were second in program history for a freshman
- The 11.2 PPG were third on the team and sixth among Big 12 freshmen
- Named Big 12 Newcomer of the Week (Nov. 27)

ABOUT JARRETT

- A versatile guard who uses his athleticism and physical tools to make an impact on both ends of the court
- Played his high school basketball for Randy Dean at Coronado High School. The nation's No. 80 overall player and No. 8 player in Texas as an ESPN Top 100 member.
- His brother, Trey, won the 2016 & 2017 NCAA Indoor High Jump title Tech
- Inked his National Letter of Intent (NLI) in November 2016 and chose Texas Tech over Texas, Texas A&M, Baylor, TCU and Oklahoma State

HONORS & AWARDS

- Big 12 Player of the Year (2019)
- John R. Wooden Award National Ballot (2019)
- Big 12 Player of the Week (12/17/2018; 2/25/2019; 3/11/19)
- Jerry West Award Finalist
- AP All-America 2nd-Team (2019)
- USBWA All-America 2nd-Team (2019)
- Sporting News All-America 2nd-Team (2019)
- NABC All-America 3rd-Team (2019)
- Academic All-Big 12
- Hall of Fame Classic MVP (2018)
- Oscar Robertson Trophy Midseason Watch List (2019)



#24 AVERY BENSON



Guard • 6-3 • 190 • SO. • 1L • Springdale, Arkansas • Southwest Christian

2018-19 OVERALL/CONFERENCE AVERAGES

PPG	RPG	APG	SPG	BPG
0.6	0.6	0.3	0.3	0.2
1.4	1.6	0.4	0.8	0.0

Pronounced: A-vree Benson

Season	gp-gs	min/avg	Total		3-Point		F-Throws		Rebounds				Scoring							
			fg-fga	pct	fg-fga	pct	ft-fa	pct	off	def	tot	avg	pts	avg	pf	fo	ast	to	blk	stl
2018-19	20-0	70/3.5	5-13	.385	0-4	.000	1-5	.200	4	8	12	0.6	9	0	5	6	3	5	11	0.6
TOTAL	20-0	70/3.5	5-13	.385	0-4	.000	1-5	.200	4	8	12	0.6	9	0	5	6	3	5	11	0.6



BENSON'S SEASON/CAREER HIGHS

Points

Season: 5, Baylor, 2/16/19
 Career: 5, Baylor, 2/16/19

Rebounds

Season: 3, at Oklahoma State, 2/13/19
 Career: 3, at Oklahoma State, 2/13/19

Field Goals Made

Season: 2, Baylor, 2/16/19
 Career: 2, Baylor, 2/16/19

3-Point Field Goals Made

Season:
 Career:

Free Throws Made

Season: 1, Baylor, 2/16/19
 Career: 1, Baylor, 2/16/19

Assists

Season: 1, Northern Colorado, 11/24/18
 Career: 1, Northern Colorado, 11/24/18

Blocks

Season: 1, 3X
 Career: 1, 3X

Steals

Season: 3, West Virginia, 2/4/19
 Career: 3, West Virginia, 2/4/19

BENSON'S TOP SCORING PERFORMANCES

1.	5	Baylor, 2/16/19
	2	UIW, 11/06/18
	2	Northern Colorado, 11/24/18

PRIOR TO TEXAS TECH

Played for Charles Baker at Southwest Christian Academy in Springdale, Arkansas ... Had interest from Arkansas, Colorado, Little Rock and Louisiana-Monroe ... Offered a scholarship by Coach Beard while at Little Rock ... Posted 16.5 points, 3.5 assists and 3.0 rebounds per game as a senior ... Joined program as a walk-on in May 2017.

BENSON'S GAME-BY-GAME STATISTICS - 2018-19

OPPONENT	GS	MIN	FG	3FG	FT	REB	PF	AST	TO	BLK	STL	PTS
Incarmate Word	6	1-1	0-0	0-0	1	0	0	0	1	0	2	
Mississippi Valley State	5	0-0	0-0	0-0	0	0	1	0	0	0	0	
Southeastern Louisiana	4	0-1	0-0	0-0	1	1	0	0	1	0	0	
Southern Cal	DNP											
Nebraska	1	0-0	0-0	0-0	0	0	0	1	0	0	0	
Northern Colorado	4	1-1	0-0	0-0	1	1	1	0	1	0	2	
Memphis	DNP											
Arkansas-Pine Bluff	4	0-1	0-0	0-0	0	1	0	1	0	0	0	
Northwestern State	7	0-1	0-0	0-0	0	0	0	0	0	0	0	
Abilene Christian	3	0-1	0-0	0-2	0	1	0	0	0	0	0	
Duke	DNP											
UTRGV	3	0-0	0-0	0-0	0	0	0	0	0	0	0	
West Virginia	DNP											
Kansas State	DNP											
Oklahoma	DNP											
Texas	DNP											
Iowa State	DNP											
Baylor	DNP											
Kansas State	DNP											
Arkansas	1	0-0	0-0	0-0	0	0	0	0	0	0	0	
TCU	DNP											
Kansas	4	1-2	0-1	0-0	1	1	1	0	0	1	2	
West Virginia	11	0-2	0-2	0-0	3	3	1	2	0	3	0	
Oklahoma	1	0-0	0-0	0-0	0	0	0	0	0	0	0	
Oklahoma State	7	0-1	0-1	0-0	3	0	0	1	0	0	0	
Baylor	3	2-2	0-0	1-1	1	1	0	1	0	0	5	
Kansas	2	0-0	0-0	0-0	0	0	1	0	0	0	0	
Oklahoma State	DNP											
TCU	DNP											
Texas	1	0-0	0-0	0-2	0	0	0	0	0	0	0	
Iowa State	DNP											
vs. West Virginia	1	0-0	0-0	0-0	1	0	0	0	0	0	0	
vs. Northern Kentucky	DNP											
vs. Buffalo	1	0-0	0-0	0-0	0	0	0	0	0	0	0	

ALL-BIG 12 THIRD TEAM; CoSIDA ACADEMIC ALL-DISTRICT

#25 DAVIDE MORETTI



Guard • 6-2 • 175 • 50 • 1L • Bologna, Italy • Treviso Basket

2018-19 OVERALL/CONFERENCE AVERAGES

PPG	RPG	APG	SPG	BPG
11.6	2.1	2.5	1.1	0.0
13.2	2.1	2.7	1.3	0.0

Pronounced: Da-vee-day Moore-et-tea

Season	gp-gs		Total		3-Point		F-Throws		Rebounds				Scoring							
	gp-gs	min/avg	fg-fga	pct	fg-fga	pct	ft-fga	pct	off	def	tot	avg	pf	fo	ast	to	blk	stl	pts	avg
2017-18	37-1	455/12.3	39-116	.336	26-82	.317	24-28	.857	6	23	29	0.8	50	1	42	28	0	16	128	3.5
2018-19	36-36	1121/31.1	127-253	.502	69-149	.463	95-103	.922	3	72	75	2.1	80	2	91	47	0	40	418	11.6
TOTAL	73-37	1576/21.6	166-369	.450	95-231	.411	119-131	.908	9	95	104	1.4	130	3	133	75	0	56	546	7.5

MORETTI'S SEASON/CAREER HIGHS

Points

Season:	21, Arkansas, 1/27/19
Career:	21, Arkansas, 1/27/19

Rebounds

Season:	4, UIW, 11/6/18; Kansas State, 1/5/19
Career:	4, UIW, 11/6/18; Kansas State, 1/5/19

Field Goals Made

Season:	7, Kansas State, 1/5/19
Career:	7, Kansas State, 1/5/19

3-Point Field Goals Made

Season:	5, MVSU, 11/09/18
Career:	5, MVSU, 11/09/18

Free Throws Made

Season:	12, Oklahoma State 2/27/19
Career:	12, Oklahoma State 2/27/19

Assists

Season:	8, at Oklahoma State, 2/13/19
Career:	8, at Oklahoma State, 2/13/19

Blocks

Season:	
Career:	

Steals

Season:	3, 6X
Career:	3, 6X

MORETTI'S TOP SCORING PERFORMANCES

1.	21	Arkansas	1/26/19
	20	at Iowa State	3/9/19
	20	Oklahoma State	02/27/19
	19	Kansas State	1/5/19
	17	Baylor	2/16/19
	17	MVSU	11/09/18
	17	Southern Cal	11/19/18
	15	at TCU	3/2/19
	14	at Oklahoma	2/9/19
	14	at Kansas	2/2/19
	14	Florida Atlantic	12/19/17
	13	at Baylor	1/19/19
	13	at Texas	1/12/19
	12	vs. Gonzaga	3/30/19
	12	at West Virginia	1/2/19
	12	Oklahoma	1/8/19
	11	Texas	3/4/19
	11	Kansas	2/23/19
	11	West Virginia	2/4/19
	11	TCU	1/28/19
	10	Iowa State	1/16/19
	10	South Alabama	11/10/17
	9	at Oklahoma State	02/13/19
	9	UIW	11/06/18
	9	No. 22 Nevada	12/05/17

MORETTI'S GAME-BY-GAME STATISTICS - 2018-19

Opponent	Date	gs	min	fg-fga	pct	3fg-fga	pct	ft-fga	pct	off	def	tot	avg	pf	a	t/o	blk	stl	pts	avg	
UIW	11/6/18	*	28	3-7	.429	1-5	.200	2-2	1.000	1	3	4	4.0	2	6	0	0	1	9	9.0	
VALLEY	11/9/18	*	28	6-9	.667	5-7	.714	0-0	.000	0	2	2	3.0	2	4	1	0	0	17	13.0	
SLU	11/13/18	*	26	2-8	.250	0-4	.000	4-4	1.000	0	0	0	2.0	3	1	1	0	3	8	11.3	
vs USC	11/19/18	*	34	5-9	.556	2-3	.667	5-6	.833	0	3	3	2.3	4	2	2	0	1	17	12.8	
vs Nebraska	11/20/18	*	32	2-4	.500	0-2	.000	4-4	1.000	0	1	1	2.0	3	2	1	0	0	8	11.8	
UNC	11/24/18	*	26	2-5	.400	1-3	.333	2-2	1.000	1	0	1	1.8	3	3	0	0	1	7	11.0	
vs Memphis	12/1/18	*	30	2-6	.333	0-3	.000	0-0	.000	0	3	3	2.0	5	1	2	0	0	4	10.0	
UAPB	12/5/18	*	23	4-8	.500	1-3	.333	0-0	.000	0	1	1	1.9	1	2	2	0	2	9	9.9	
NSU	12/12/18	*	22	3-7	.429	1-3	.333	0-0	.000	0	1	1	1.8	1	6	2	0	1	7	9.6	
ACU	12/15/18	*	26	2-4	.500	1-3	.333	2-2	1.000	0	1	1	1.7	2	3	0	0	0	7	9.3	
vs Duke	12/20/18	*	24	0-3	.000	0-0	.000	3-3	1.000	0	1	1	1.6	1	0	3	0	0	3	8.7	
UTRGV	12/28/18	*	21	1-3	.333	1-1	1.000	2-2	1.000	0	2	2	1.7	3	1	0	0	0	5	8.4	
at West Virginia	1/2/19	*	34	4-9	.444	2-5	.400	2-3	.667	0	2	2	1.7	0	0	0	3	12	8.7		
KANSAS STATE	1/5/19	*	32	7-11	.636	3-7	.429	2-2	1.000	0	4	4	1.9	5	2	5	0	2	19	9.4	
OKLAHOMA	1/8/19	*	36	3-7	.429	2-5	.400	4-4	1.000	0	2	2	1.9	0	3	1	0	3	12	9.6	
at Texas	01/12/19	*	33	4-9	.444	3-6	.500	2-3	.667	0	2	2	1.9	2	1	0	0	3	13	9.8	
ISU	1/16/19	*	38	4-9	.444	2-5	.400	0-0	.000	0	0	0	1.8	2	1	0	0	0	10	9.8	
at Baylor	01/19/19	*	37	3-4	.750	1-2	.500	6-7	.857	0	3	3	1.8	1	2	2	0	3	13	10.0	
at Kansas State	01/22/19	*	33	2-6	.333	2-5	.400	0-0	.000	0	2	2	1.8	2	0	3	0	2	6	9.8	
ARKANSAS	1/26/19	*	32	6-9	.667	3-6	.500	6-7	.857	1	1	2	1.9	4	2	1	0	1	21	10.4	
TCU	1/28/19	*	37	4-7	.571	3-4	.750	0-0	.000	0	2	2	1.9	3	7	0	0	1	11	10.4	
at Kansas	02/02/19	*	33	3-8	.375	3-8	.375	5-5	1.000	0	2	2	1.9	2	1	0	0	1	14	10.5	
WEST VIRGINIA	2/4/19	*	28	3-5	.600	1-2	.500	4-4	1.000	0	1	1	1.8	3	4	1	0	1	11	10.6	
at Oklahoma	02/09/19	*	30	4-7	.571	2-4	.500	4-4	1.000	0	2	2	1.8	2	0	3	0	0	14	10.7	
at Oklahoma St.	02/13/19	*	25	3-5	.600	3-4	.750	0-0	.000	0	2	2	1.8	0	8	0	0	1	9	10.6	
BAYLOR	2/16/19	*	33	4-9	.444	4-8	.500	5-6	.833	0	0	0	1.8	1	2	0	0	1	17	10.9	
KANSAS	2/23/19	*	33	3-5	.600	3-4	.750	2-2	1.000	0	4	4	1.9	2	5	2	0	1	11	10.9	
OKLAHOMA ST.	2/27/19	*	38	3-4	.750	2-2	1.000	12-12	1.000	0	3	3	1.9	3	1	2	0	0	20	11.2	
at TCU	03/02/19	*	36	5-8	.625	3-6	.500	2-2	1.000	0	2	2	1.9	2	5	3	0	0	15	11.3	
TEXAS	3/4/19	*	26	4-4	1.000	3-3	1.000	0-0	.000	0	2	2	1.9	4	4	1	0	1	11	11.3	
at ISU	03/09/19	*	37	6-12	.500	4-6	.667	4-4	1.000	0	3	3	1.9	3	2	0	0	1	20	11.6	
vs West Virginia	03/14/19	*	34	4-9	.444	2-5	.400	0-0	.000	0	3	3	2.0	3	0	3	0	3	10	11.6	
vs Northern Kentucky	03/22/19	*	34	4-10	.400	0-4	.000	2-3	.667	0	5	5	2.1	1	2	1	0	0	10	11.5	
vs Buffalo	03/24/19	*	34	3-7	.429	0-3	.000	5-6	.833	0	4	4	2.1	3	2	1	0	0	11	11.5	
vs Michigan	03/28/19	*	35	5-7	.714	3-4	.750	2-2	1.000	0	1	1	2.1	2	4	0	0	1	15	11.6	
vs Gonzaga	03/30/19	*	33	4-9	.444	2-4	.500	2-2	1.000	0	2	2	2.1	0	2	4	0	2	12	11.6	
Totals			36	1121	127-253	.502	69-149	.463	95-103	.922	3	72	75	2.1	80	91	47	0	40	418	11.6



HONORS & AWARDS

- All-Big 12 Third Team
- 2017-18 All-Big 12 Academic Rookie Team
- CoSIDA Academic All-District (2019)
- Academic All-Big 12 (2019)

FRESHMAN SEASON - 2017-18

- Moretti secured 3.5 points, 1.1 assists and 0.8 rebounds per game as a true freshman
- One of seven players to appear in all 37 games
- His lone start came against Abilene Christian (Dec. 22)
- Tallied 11 of his 15 games with five or more points against nonconference opponents



#30 ANDREW SORRELLS

Guard • 6-3 • 170 • RS-JR • 2L • North Richland Hills, Texas • Birdville HS

2018-19 OVERALL/CONFERENCE AVERAGES

PPG	RPG	APG	SPG	BPG
0.6	0.2	0.1	0.1	0.0
0.0	0.0	0.5	0.0	0.0

Pronounced: Andrew Sore-els

Season	gp-gs	min/avg	Total		3-Point		F-Throws		Rebounds				Scoring								
			fg-fga	pct	fg-fga	pct	ft-fa	pct	off	def	tot	avg	pf	fo	ast	to	blk	stl	pts	avg	
2015-16	6-0	11/1.8	0-2	.000	0-2	.000	0-0	.000	0	1	1	0.2	1	0	0	1	0	0	0	0	0.0
2017-18	11-0	24/2.2	1-6	.167	1-3	.333	2-2	1.000	0	4	4	0.4	1	0	4	2	0	2	5	0.5	
2018-19	16-0	56/3.5	3-13	.231	1-9	.111	2-3	.667	1	2	3	0.2	7	0	2	0	0	2	9	0.6	
TOTAL	33-0	91/2.8	4-21	.190	2-14	.143	4-5	.800	1	7	8	0.2	9	0	6	3	0	4	14	0.4	

Sorrells' Season/Career Highs

Points

Season: 4, Northwestern State, 12/12/18
 Career: 4, Northwestern State, 12/12/18

Rebounds

Season: 2, Northwestern State, 12/12/18
 Career: 2, Northwestern State, 12/12/18

Field Goals Made

Season: 1, UIW, 11/06/18; Northwestern State, 12/12/18
 Career: 1, South Alabama, 11/10/17; Northwestern State, 12/12/18

3-Point Field Goals Made

Season:
 Career: 1, South Alabama, 11/10/17

Free Throws Made

Season: 2, Northwestern State, 12/12/18
 Career: 2, Northwestern State, 12/12/18

Assists

Season: 2, Baylor, 2/16/19
 Career: 2, Baylor, 2/16/19

Blocks

Season:
 Career:

Steals

Season: 1, UIW, 11/06/18
 Career: 1, Savannah State, 11/25/17
 1, Maine, 11/14/17
 1, UIW, 11/06/18

Sorrells' Top Scoring Performances

1.	4	Northwestern State	12/12/18
2.	3	South Alabama	11/10/17
3.	2	Savannah State	11/25/17
3.	2	UIW	11/06/18



REDSHIRT SOPHOMORE SEASON - 2017-18

- Sorrells made nine of his 10 appearances in nonconference action
- Sorrells scored PTS against South Alabama (11/10) and Savannah State (11/25)
- Sorrells has dished out assists in three games

ABOUT ANDREW

- Majoring in Business Management
- Named 2018 All-Big 12 Academic First-Team selection
- Scheduled to graduate in Spring 2019.

SORRELLS' GAME-BY-GAME STATISTICS - 2018-19

OPPONENT	GS	MIN	FG	3FG	FT	REB	PF	AST	TO	BLK	STL	PTS
Incarinate Word	4	1-1	0-0	0-0	0	0	0	0	0	0	1	2
Mississippi Valley State	4	0-0	0-0	0-0	0	0	0	0	0	0	0	0
Southeastern Louisiana	3	0-1	0-1	0-0	0	0	0	0	0	0	0	0
Southern Cal	DNP											
Nebraska	1	0-0	0-0	0-0	0	0	0	0	0	0	0	0
Northern Colorado	6	0-0	0-0	0-0	1	0	0	0	0	0	0	0
Memphis	DNP											
Arkansas-Pine Bluff	1	0-0	0-0	0-0	0	0	0	0	0	0	0	0
Northwestern State	9	1-4	0-2	2-3	2	2	0	0	0	0	0	4
Abilene Christian	5	0-0	0-0	0-0	0	1	0	0	0	0	0	0
Duke	DNP											
UTRGV	2	0-0	0-0	0-0	0	1	0	0	0	0	1	0
West Virginia	DNP											
Kansas State	DNP											
Oklahoma	DNP											
Texas	DNP											
Iowa State	DNP											
Baylor	DNP											
Kansas State	DNP											
Arkansas	DNP											
TCU	DNP											
Kansas	3	0-1	0-1	0-0	0	0	0	0	0	0	0	0
West Virginia	6	0-2	0-2	0-0	0	2	0	0	0	0	0	0
Oklahoma	DNP											
Oklahoma State	4	0-1	0-1	0-0	0	0	0	0	0	0	0	0
Baylor	4	0-1	0-1	0-0	0	0	2	0	0	0	0	0
Kansas	1	0-0	0-0	0-0	0	0	0	0	0	0	0	0
Oklahoma State	DNP											
TCU	DNP											
Texas	1	1-1	1-1	0-0	0	0	0	0	0	0	0	3
Iowa State	DNP											
vs. West Virginia	DNP											
vs. Northern Kentucky	DNP											
vs. Buffalo	1	0-0	0-0	0-0	0	0	0	0	0	0	0	0





#32 NORENSE ODIASE

Center • 6-8 • 250 • RS-SR • 3L • Fort Worth, Texas • Elev8 Sports Prep

2018-19 OVERALL/CONFERENCE AVERAGES

PPG	RPG	APG	SPG	BPG
4.2	5.2	0.2	0.4	1.0
3.9	5.1	0.1	0.4	1.1

Pronounced: Nor-ense O-de-aw-say

Season	gp-gs	min/avg	Total		3-Point		F-Throws		Rebounds				Scoring							
			fg-fga	pct	fg-fga	pct	ft-fa	pct	off	def	tot	avg	pf	fo	ast	to	blk	stl	pts	avg
2014-15	29-28	495/17.1	59-115	.513	0-0	.000	35-76	.461	71	74	145	5.0	65	1	17	41	15	8	153	5.3
2015-16	20-17	369/18.5	72-140	.514	0-1	.000	25-40	.625	32	51	83	4.2	57	0	19	34	14	6	169	8.5
2016-17	3-0	19/6.3	4-8	.500	0-0	.000	0-0	.000	1	2	3	1.0	0	0	2	0	0	1	8	2.7
2017-18	37-29	549/14.8	51-98	.520	0-0	.000	40-66	.606	67	98	165	4.5	92	3	25	43	15	20	142	3.8
2018-19	35-35	603/17.2	55-94	.585	0-0	.000	37-59	.627	61	122	183	5.2	84	1	8	30	34	14	147	4.2
TOTAL	124-109	2035/16.4	241-455	.530	0-1	.000	137-241	.568	232	347	579	4.7	298	5	71	148	78	49	619	5.0

ODIASSE'S SEASON/CAREER HIGHS

Points

Season:	14, vs. Buffalo, 3/24/19
Career:	16, Sam Houston State, 12/02/15
	16, Hawaii, 11/28/15
	16, No. 17 Oklahoma, 02/21/15
	16, Loyola Maryland, 11/14/14

Rebounds

Season:	15, vs. Buffalo, 3/24/19
Career:	15, vs. Buffalo, 3/24/19

Field Goals Made

Season:	4, vs. Buffalo, 3/24/19
Career:	8, Hawaii, 11/28/15

3-Point Field Goals Made

Season:	--
Career:	1, Oklahoma State, 02/28/15

Free Throws Made

Season:	6, MVSU, 11/09/18; Buffalo, 3/24/19
Career:	6, Sam Houston State, 12/02/15
	6, Loyola Maryland, 11/14/14
	6, MVSU, 11/09/18

Assists

Season:	1, 3X
Career:	4, No. 18 Baylor, 12/29/17
	4, at Texas, 02/14/15

Blocks

Season:	3, Texas, 03/04/19
Career:	3, Texas, 3/04/19; at TCU, 01/18/16
	3, Loyola Maryland, 11/14/14

ODIASSE'S TOP SCORING PERFORMANCES

1.	16	Sam Houston State	12/02/15
1.	16	Hawaii	11/28/15
1.	16	No. 17 Oklahoma	02/21/15
1.	16	Loyola Maryland	11/14/14
	15	Northwestern State	11/25/14
	14	vs. Buffalo	03/24/19
	14	No. 23 Oklahoma	02/13/18
	14	No. 1 Kansas	01/09/16
	14	Richmond	12/29/15
	14	Oklahoma State	02/28/15
	13	Texas	01/02/16
	13	No. 8 Kansas	02/10/15
	13	Missouri State	11/22/14
	13	at LSU	11/18/14

ODIASSE'S TOP REBOUNDING PERFORMANCES

1.	15	vs. Buffalo	03/24/19
	13	Kansas	2/23/19x
	13	Southeastern Louisiana	11/13/18
	12	Seton Hall	11/30/17
	11	at Oklahoma	2/9/19
	11	Texas	1/31/18
	10	Mississippi Valley	11/9/18
	10	vs. Mississippi State	11/20/15
	10	Loyola Maryland	11/14/14
	10	West Virginia	2/4/19

ODIASSE'S GAME-BY-GAME STATISTICS - 2018-19

Opponent	Date	gs	min	fg-fga	pct	3fg-fga	pct	ft-fa	pct	off	def	tot	avg	pf	a	t/o	blk	stl	pts	avg	
UIW	11/06/18	*	20	2-3	.667	0-0	.000	0-0	.000	2	5	7	7.0	3	0	3	2	1	4	4.0	
VALLEY	11/09/18	*	22	1-3	.333	0-0	.000	6-9	.667	4	6	10	8.5	2	1	0	2	0	8	6.0	
SLU	11/13/18	*	22	3-3	1.000	0-0	.000	0-0	.000	0	13	13	10.0	2	0	3	0	0	6	6.0	
vs USC	11/19/18	*	18	1-4	.250	0-0	.000	2-4	.500	1	0	1	7.8	1	0	0	1	0	4	5.5	
vs Nebraska	11/20/18	*	7	0-0	.000	0-0	.000	1-2	.500	0	1	1	6.4	3	0	0	0	1	1	4.6	
UNC	11/24/18	*	14	3-6	.500	0-0	.000	0-0	.000	1	4	5	6.2	3	1	0	1	0	6	4.8	
vs Memphis	12/11/18	*	5	1-1	1.000	0-0	.000	0-0	.000	0	0	0	5.3	3	0	0	0	1	2	4.4	
UAPB	12/5/18	*	15	2-4	.500	0-0	.000	1-2	.500	2	4	6	5.4	1	0	0	1	0	5	4.5	
NSU	12/12/18	*	18	2-2	1.000	0-0	.000	0-0	.000	3	4	7	5.6	2	0	1	2	0	4	4.4	
ACU	12/15/18	*	19	1-1	1.000	0-0	.000	2-2	1.000	0	3	3	5.3	2	1	0	0	1	4	4.4	
vs Duke	12/20/18	*	23	3-4	.750	0-0	.000	1-1	1.000	2	5	7	5.5	3	1	1	0	1	7	4.6	
at West Virginia	1/2/19	*	19	1-1	1.000	0-0	.000	2-2	1.000	1	2	3	5.3	5	0	2	2	1	4	4.6	
KANSAS STATE	1/5/19	*	9	0-0	.000	0-0	.000	0-0	.000	0	2	2	5.0	2	0	1	2	0	0	4.2	
OKLAHOMA	1/8/19	*	19	3-3	1.000	0-0	.000	2-2	1.000	0	1	1	4.7	3	0	1	1	1	8	4.5	
at Texas	01/12/19	*	16	1-7	.143	0-0	.000	0-0	.000	4	4	8	4.9	0	0	0	1	0	2	4.3	
ISU	1/16/19	*	17	2-5	.400	0-0	.000	0-0	.000	3	2	5	4.9	2	0	0	1	0	4	4.3	
at Baylor	01/19/19	*	15	0-1	.000	0-0	.000	0-0	.000	0	2	2	4.8	0	0	1	2	0	0	4.1	
at Kansas State	01/22/19	*	8	1-1	1.000	0-0	.000	0-0	.000	2	0	2	4.6	3	0	1	0	0	2	3.9	
ARKANSAS	1/26/19	*	23	1-1	1.000	0-0	.000	0-0	.000	1	6	7	4.7	4	1	4	1	0	2	3.8	
TCU	1/28/19	*	14	1-1	1.000	0-0	.000	2-2	1.000	3	2	5	4.8	4	0	2	0	0	4	3.9	
at Kansas	02/02/19	*	17	0-3	.000	0-0	.000	2-6	.333	3	4	7	4.9	3	0	0	1	1	2	3.8	
WEST VIRGINIA	2/4/19	*	23	3-4	.750	0-0	.000	3-6	.500	4	6	10	5.1	3	1	1	1	0	9	4.0	
at Oklahoma	02/09/19	*	16	1-4	.250	0-0	.000	0-0	.000	3	8	11	5.3	3	1	1	2	1	2	3.9	
at Oklahoma St.	02/13/19	*	18	2-3	.667	0-0	.000	4-4	1.000	2	1	3	5.3	4	0	1	1	1	8	4.1	
BAYLOR	2/16/19	*	11	0-2	.000	0-0	.000	0-0	.000	1	1	2	5.1	4	0	1	1	1	0	3.9	
KANSAS	2/23/19	*	27	3-4	.750	0-0	.000	2-5	.400	4	9	13	5.4	1	0	0	1	0	8	4.1	
OKLAHOMA ST.	2/27/19	*	20	4-4	1.000	0-0	.000	0-2	.000	1	7	8	5.5	0	0	0	0	1	8	4.2	
at TCU	03/02/19	*	16	2-2	1.000	0-0	.000	0-0	.000	0	1	1	5.4	1	0	1	1	0	4	4.2	
TEXAS	3/4/19	*	27	1-2	.500	0-0	.000	1-1	1.000	1	2	3	5.3	4	0	0	3	0	3	4.2	
at ISU	03/09/19	*	18	1-3	.333	0-0	.000	0-0	.000	1	4	5	5.3	0	0	2	0	0	2	4.1	
vs West Virginia	03/14/19	*	15	1-2	.500	0-0	.000	0-0	.000	2	0	2	5.2	3	0	0	2	2	2	4.0	
vs Northern Kentucky	03/22/19	*	14	2-3	.667	0-0	.000	0-2	.000	1	2	3	5.1	2	0	2	2	0	4	4.0	
vs Buffalo	03/24/19	*	25	4-4	1.000	0-0	.000	6-7	.857	7	8	15	5.4	2	1	1	0	0	14	4.3	
vs Michigan	03/28/19	*	18	0-1	.000	0-0	.000	0-0	.000	1	3	4	5.4	4	0	0	0	0	0	4.2	
vs Gonzaga	03/30/19	*	15	2-2	1.000	0-0	.000	0-0	.000	1	0	1	5.2	2	0	0	0	0	4	4.2	
Totals			35	603	55-94	.585	0-0	.000	37-59	.627	61	122	183	5.2	84	8	30	34	14	147	4.2



HONORS & AWARDS

- 2017-18; 2018-19 All-Big 12 Academic First Team
- 2014-15 Big 12 Rookie of the Week (Nov. 24)

REDSHIRT JUNIOR SEASON - 2017-18

- Odiase garnered 3.8 points, 4.5 rebounds and 0.7 assists per game
- One of seven players to make 37 appearances and started 29 of the last 30 games (Dec. 5-March 25)
- Buried 52.0 percent of his field goal attempts and was third on the team with 4.5 RPG
- Scored at least five points in 16 games and grabbed at least seven rebounds on eight occasions
- Grinded his way to 12 points, eight rebounds and two steals in Texas Tech's win at No. 10 Kansas (Jan. 2)





#35 JOSH MBALLA

Forward • 6-7 • 215 • FR • HS • Bordeaux, France • Putnam Science Academy

2018-19 OVERALL/CONFERENCE AVERAGES

PPG	RPG	APG	SPG	BPG
0.9	0.4	0.1	0.1	0.0
0.3	0.3	0.3	0.0	1.0

Pronounced: Josh M-Ball-aa

Season	gp-gs	min/avg	Total		3-Point		F-Throws		Rebounds				Other			Scoring				
			fg-fga	pct	fg-fga	pct	ft-fta	pct	off	def	tot	avg	pf	fo	ast	to	blk	stl	pts	avg
2018-19	14-0	54/3.9	4-9	.444	0-1	.000	5-14	.357	2	3	5	0.4	6	0	2	3	2	2	13	0.9
TOTAL	14-0	54/3.9	4-9	.444	0-1	.000	5-14	.357	2	3	5	0.4	6	0	2	3	2	2	13	0.9

MBALLA'S SEASON/CAREER HIGHS

Points

Season: 3, at Kansas, 2/2/19
 Career: 3, at Kansas, 2/2/19

Rebounds

Season: 2, MSVU, 11/09/18
 Career: 2, MSVU, 11/09/18

Field Goals Made

Season: 1, UIW, 11/06/18; Northern Colorado, 11/24/18
 Career: 1, UIW, 11/06/18; Northern Colorado, 11/24/18

3-Point Field Goals Made

Season:
 Career:

Free Throws Made

Season: 3, at Kansas, 2/2/19
 Career: 3, at Kansas, 2/2/19

Assists

Season: 1, Arkansas-Pine Bluff, 12/5/18
 Career: 1, Arkansas-Pine Bluff, 12/5/18

Blocks

Season: 1, at Kansas, 2/2/19; West Virginia, 2/4/19
 Career: 1, at Kansas, 2/2/19; West Virginia, 2/4/19

Steals

Season: 1, UIW, 11/06/18; Arkansas-Pine Bluff, 12/5/18
 Career: 1, UIW, 11/06/18; Arkansas-Pine Bluff, 12/5/18

MBALLA'S TOP SCORING PERFORMANCES

3	at Kansas	2/2/19
2	Baylor	2/16/19
2	UIW	11/06/18
2	Northern Colorado	11/24/18

MBALLA'S GAME-BY-GAME STATISTICS - 2018-19

OPPONENT	GS	MIN	FG	3FG	FT	REB	PF	AST	TO	BLK	STL	PTS
Incarnate Word	5	1-1	0-0	0-0	1	0	0	0	0	0	1	2
Mississippi Valley State	4	0-1	0-0	0-0	2	0	0	0	0	0	0	0
Southeastern Louisiana	3	0-0	0-0	0-0	0	1	0	0	0	0	0	0
Southern Cal	DNP											
Nebraska	1	0-0	0-0	0-0	0	0	0	0	0	0	0	0
Northern Colorado	4	1-2	0-0	0-0	0	0	0	0	0	0	0	2
Memphis	1	0-0	0-0	0-0	0	0	0	0	0	0	0	0
Arkansas-Pine Bluff	8	0-0	0-0	0-1	0	2	1	1	0	1	0	0
Northwestern State	5	1-2	0-0	0-1	0	1	0	0	0	0	0	2
Abilene Christian	3	0-0	0-0	2-4	1	0	0	0	0	0	0	2
Duke	DNP											
UTRGV	2	0-0	0-0	0-2	0	0	0	0	0	0	0	0
West Virginia	DNP											
Kansas State	DNP											
Oklahoma	DNP											
Texas	DNP											
Iowa State	DNP											
Baylor	DNP											
Kansas State	DNP											
Arkansas	DNP											
TCU	DNP											
Kansas	4	0-0	0-0	3-6	0	0	0	0	1	0	0	3
West Virginia	6	0-2	0-2	0-0	0	0	0	0	1	0	0	0
Oklahoma	DNP											
Oklahoma State	4	0-0	0-0	0-0	1	1	0	0	0	0	0	0
Baylor	3	1-1	0-0	0-0	0	0	0	0	0	0	0	2
Kansas	DNP											
Oklahoma State	DNP											
TCU	DNP											
Texas	1	0-0	0-0	0-0	0	0	0	0	0	0	0	0
Iowa State	DNP											
vs. West Virginia	DNP											
vs. Northern Kentucky	DNP											
vs. Buffalo	1	0-0	0-0	0-0	0	0	0	0	0	0	0	0





CHRIS BEARD

2018 & 2019 Big 12 Coach of the Year



Texas • 1995

3rd Season as Texas Tech Head Coach • 10th Season Overall

NCAA Career Record • 171-60 • 7th Season

CHRIS BEARD'S CAREER RECORD - HEAD COACH

SEASON	SCHOOL	W-L
1999-2000	Fort Scott Community College	19-12
2000-01	Seminole State College	25-6
2011-12	South Carolina Warriors • ABA	31-2
2012-13	McMurry University	19-10
2013-15	Angelo State University	47-15
2015-16	Little Rock	30-5
2016-17	Texas Tech	18-14
2017-18	Texas Tech	27-10
2018-19	Texas Tech	30-6
3 Seasons	Texas Tech Record	75-30
4 Seasons	NCAA Division I Record	105-35
7 Seasons	NCAA Record	171-60
10 Seasons	Career Record	246-80

NCAA DIVISION I NCAA TOURNAMENTS 3

Record: 8-2

NCAA DIVISION II NCAA TOURNAMENT 1

Record: 2-1

CONFERENCE REGULAR SEASON TITLES 2

Big 12 • 2019

Sun Belt • 2016

CONFERENCE TOURNAMENT TITLES 1

Sun Belt • 2016

CONFERENCE COACH OF THE YEAR 3

Big 12 • 2018, 2019

Sun Belt • 2016

AWARDS

- Big 12 Coach of the Year • 2019
- NABC District 7 Coach of the Year • 2018
- Big 12 Co-Coach of the Year • 2018
- NABC District 24 Coach of the Year • 2016
- Sun Belt Conference Coach of the Year • 2016

THE CHRIS BEARD FILE

Season • School • Position

- 1995-96 • Incarnate Word • Graduate Assistant
- 1996-97 • Abilene Christian • Assistant Coach
- 1997-99 • North Texas • Assistant Coach
- 1999-2000 • Fort Scott Community College • Head Coach
- 2000-01 • Seminole State College • Head Coach
- 2001-11 • Texas Tech • Assistant/Associate Head Coach
- 2011-12 • South Carolina Warriors (ABA) • Head Coach
- 2012-13 • McMurry University • Head Coach
- 2013-15 • Angelo State University • Head Coach
- 2015-16 • Little Rock • Head Coach
- 2016-Present • Texas Tech • Head Coach

BEARD'S HEAD COACHING RECORD

Season • School • Record

- 1999-2000 • Fort Scott Community College • 19-12
- 2000-01 • Seminole State College • 25-6
- 2011-12 • South Carolina Warriors (ABA) • 31-2
- 2012-13 • McMurry University • 19-10
- 2013-15 • Angelo State University • 47-15
- 2015-16 • Little Rock • 30-5
- 2016-Present • Texas Tech • 75-30

CAREER AND TEXAS TECH

Chris Beard is in his third season as head coach and his 13th season overall with the Texas Tech men's basketball program. He was named the program's 17th head coach on April 15, 2016 by Director of Athletics Kirby Hocutt and Interim University President Dr. John Opperman. Beard has now guided the Red Raiders to the Final Four for the first time in program history and enters this week with a 75-30 record at Tech. He led Elite Eight in back-to-back seasons for the first time in program history and is 7-1 in NCAA Tournament games as the program's leader. He was named the Big 12 Conference Coach of the Year for the second straight season and is a Naismith National Coach of the Year finalist. This year's team is 30-6 which matches the winningest season in program history.

Beard elevated the Red Raiders to an elite level of success following a 27-10 record and the program's first NCAA Elite Eight trip in 2017-18. The 27 wins are the second-highest in program history only behind the 30-2 mark put together by the 1995-96 team under James Dickey. He came away as the 2018 Big 12 Co-Coach of the Year, the 2018 National Association of Basketball Coaches (NABC) District 8 Coach of the Year, the 2018 United States Basketball Writers Association (USBWA) District VII Coach of the Year and the 2018 John McClendon National Coach of the Year award recipient. Texas Tech garnered a program-best No. 6 final ranking in the USA Today/Coaches Top 25 poll. The Red Raiders checked in as a consensus Top 15 program for the final 10 weeks of the regular season highlighted by six Top 10 rankings. The 1995-96 season was the only other time the program was ranked among the nation's Top 10.

Texas Tech earned a program-best second place finish in the Big 12 regular season and set a program single season mark with 11 Big 12 wins. The Red Raiders registered the program's first victory at Allen Fieldhouse during a wire-to-wire 85-73 win over No. 10 Kansas on Jan. 8, 2018, the largest conference home loss for the Jayhawks under Bill Self.

Texas Tech racked up a nation's best and program single season record eight victories over Associated Press Top 25 opponents in 2017-18. The Red Raiders knocked off No. 2 West Virginia 72-71 on Jan. 13, 2018 which matched the program's best win rankings-wise as Texas Tech defeated No. 2 SMU 64-63 on Jan. 26, 1985 under Gerald Myers. Texas Tech also defeated No. 23 Florida and No. 11 Purdue before falling short to eventual national champion and No. 2 Villanova in the 2018 NCAA Tournament.

The Red Raiders played host to ESPN's College GameDay for the first time in program history on Feb. 24, 2018. The one-hour show hosted by Rece Davis, Jay Bilas, Seth Greenberg and Jay Williams aired live from the United Supermarkets Arena.

Beard agreed to a six-year, \$19.05 million dollar contract in March 2018 that locks him up as Texas Tech's head coach through the 2023-24 season. The Red Raiders have seen a significant increase in season ticket sales under Beard, and the program's average attendance surged to over 10,000 fans per game in 2017-18 for the first time dating back to 2006-07.

Over his first two seasons in Lubbock, Beard has captured 45 victories which is tied with Bob Knight for the most wins in program history for a coach during their first two seasons. He has already picked up 11 wins over AP Top 25 opponents, the second-highest total for a head coach in program history and shattering the program's record during a two-year span. Beard also has been a part of 13 of Texas Tech's 20 wins over AP Top 10 foes as either a head coach or an assistant coach.

Beard has either coached and/or recruited 15 of Texas Tech's 20 All-Big 12 selections highlighted by seven of the 10 players listed on the first, second and third teams in program history. Keenan Evans was named Texas Tech's first All-Big 12 First-Team pick since Jarius Jackson in 2006-07. He took his game to another level in 2017-18 and became the third player in program history to claim consensus All-America status from the AP, NABC, Sporting News and USBWA. Evans also was a Top 10 finalist for the Bob Cousy Award, a Top 15 finalist for the Wooden Award and a Top 10 semifinalist for the Naismith Trophy.

Zhaire Smith and Jarrett Culver finished the 2017-18 season ranked first and second on the program's scoring list among freshmen. Smith was the program's first one-and-done NBA prospect and program's second NBA Draft First Round selection. He was chosen No. 16 overall by the Phoenix Suns and traded to the Philadelphia 76ers as part of a draft night trade. Evans has signed a two-way contract with the Detroit Pistons, while Zach Smith has earned a training camp invite by the Charlotte Hornets. The last time the Red Raiders had three players on NBA rosters during the same season was in 2004-05 when Tony Battie was with the Orlando Magic, Andre Emmett was with the Memphis Grizzlies and Darvin Ham was with the Detroit Pistons.

Texas Tech has had six seasons with a winning record in Big 12 conference play, five of which came when Beard was an assistant coach. The Red Raiders also have recorded five of their six top half finishes in the Big 12 during Beard's time as an assistant coach. Beard's 17 wins in Big 12 play are more than Baylor's Scott Drew, Oklahoma's Lon Kruger, TCU's Jamie Dixon, Texas' Shaka Smart and West Virginia's Bob Huggins during their first two seasons as Big 12 head coaches at their respective schools.

Beard guided Little Rock to a historic turnaround in 2015-16 fueled by 30 victories, which was a program single season record and Sun Belt single season mark. The Trojans claimed the Sun Belt regular season and tournament titles en route to the program's fifth NCAA Tournament bid.

Little Rock overcame a 14-point deficit during the final five minutes of the second half and won an 85-83 double overtime thriller over No. 12-ranked and fifth-seeded Purdue in the NCAA Tournament.

Beard has amassed a 216-74 record, a .745 winning percentage and 24.0 victories per season over his nine seasons as a head coach coming into the 2018-19 season. His wealth of coaching experience stretches from the NCAA Division I, NCAA Division II, NAIA and Junior College levels. His previous head coaching stops include Fort Scott Community College, Seminole State College, McMurry University, Angelo State, Little Rock and UNLV. Beard's roots in Lubbock and West Texas run deep. He spent 10 years at Texas Tech which included seven seasons as an assistant coach under Hall of Fame Coach Bob Knight and three seasons as an associate head coach under Pat Knight. He was on the Texas Tech bench on January 1, 2007, when the Red Raiders defeated New Mexico making Bob Knight the NCAA's men's all-time career wins leader.

Raised in Irving, Texas, Beard's coaching career began in the Lone Star State as a graduate assistant at Incarnate Ward followed by a pair of assistant coaching stints at Abilene Christian and North Texas. He worked under the guidance of Danny Kasper at UIW, Shanon Hays at ACU and Vic Trilli at UNT. Leading into his time as an assistant with Texas Tech, Beard's first two head coaching opportunities came at Fort Scott Community College in Kansas and Seminole State College in Oklahoma. He led Seminole State College to a 25-6 record and a No. 14 national ranking in 2000-01 after Fort Scott came away with 19 victories and a NJCAA Regional appearance in 1999-2000.

Beard earned his Bachelor of Science degree in kinesiology from the University of Texas in 1995 where he worked as a student assistant for Tom Penders. He completed his master's degree in education from Abilene Christian in 1998. Beard played his high school basketball for Mike Kunstadt at Irving High School and for Terry Priest at McCullough High School. He has three daughters: Avery, Ella and Margo.