



TEXAS TECH FOOTBALL

37 BOWL APPEARANCES | 11 CONFERENCE CHAMPIONSHIPS | 558 ALL-TIME VICTORIES

GAME COVERAGE

TELEVISION

ABC/ESPN2

Mike Patrick (Play-by-Play)

Tommy Tuberville (Analyst)

Paul Carcaterra (Sideline)



RADIO

TEXAS TECH SPORTS NETWORK

Brian Jensen (Play-by-Play)

John Harris (Analyst)

Chris Level (Sideline)

Steve Pitts (Engineer)



SATELLITE RADIO

SIRIUS Radio Channel 132

XM Radio Channel 202



SERIES HISTORY

Overall	UH leads 18-11-1
In Lubbock	UH leads 8-6
In Houston	UH leads 10-3-1
Neutral Site	Tech leads 2-0
Under Kingsbury	First Meeting
Current Streak	Won 1
Last Meeting	Tech 35, UH 20 (2010)

2017 SCHEDULE

SEPTEMBER • (2-0)

2	EASTERN WASHINGTON	W, 56-10	FSN
16	ARIZONA STATE	W, 52-45	FSN
23	at Houston	11 a.m.	ABC/ESPN2
30	OKLAHOMA STATE*	7 p.m.	FOX

OCTOBER • (0-0)

7	at Kansas*	TBA	TBA
14	at West Virginia*	TBA	TBA
21	IOWA STATE*	TBA	TBA
28	at Oklahoma*	TBA	TBA

NOVEMBER • (0-0)

4	KANSAS STATE*	TBA	TBA
11	vs. Baylor* (Arlington)	TBA	TBA
18	TCU*	TBA	TBA
24	at Texas*	7 p.m.	FOX

TABLE OF CONTENTS

Notes	1-10
Head Coach Kliff Kingsbury	11
Jones AT&T Stadium	13
Depth Chart	14-15
Player Notes	16-22
Statistics	23-33
The Last Time	34-43
Roster	44-45
Media Information	46



TEXAS TECH RED RAIDERS



2-0
0-0 Big 12

AT

HOUSTON COUGARS



2-0
0-0 AAC

Sept. 23 • 11 a.m. • Houston, Texas • TDECU Stadium (40,000) • ABC/ESPN (Reverse Mirror) • Texas Tech Sports Network

TEXAS TECH

2017 Record	2-0 Overall; 0-0 Big 12
Rankings	AP: RV Coaches: NR
Last Game	Def. Arizona State, 52-45
Streak	Won 3
Head Coach	Kliff Kingsbury
Career Record	26-26 (5th Season)
Record at Texas Tech	Same
Record vs. Houston	First Meeting

HOUSTON

2017 Record	2-0 Overall; 0-0 AAC
Rankings	AP: RV Coaches: RV
Last Game	Def. Rice, 38-3
Streak	Won 2
Head Coach	Major Applewhite
Career Record	2-0
Record at Houston	Same
Record vs. Texas Tech	First Meeting

STATISTICAL LEADERS

#32 Desmond Nisby RB Jr-TR	#2 Duke Catalan RB Jr.
15 attempts, 102 yards, 0 TDs, 6.8 yards/carry	25 attempts, 110 yards, 1 TDs, 4.4 yards/carry
#16 Nic Shimonek QB Sr-1L	#10 Kyle Allen QB Jr.
63-of-80, 927 yards, 9 TDs, 0 Int., 78.8%	56-of-65, 554 yards, 3 TDs, 2 Int., 86.2%
#2 Keke Coutee WR Jr-2L	#15 Linell Bonner WR Sr.
17 receptions, 285 yards, 3 TD, 142.5 yards/game	19 receptions, 191 yards, 1 TD, 95.5 yards/game
#1 Jordyn Brooks DB So-1L	#9 Matthew Adams LB Sr.
20 tackles (12 solo), 0 TFL, 0 FF, 0 Pass Breakup	19 tackles (13 solo), 2.5 TFL, 0 INT, 1 Pass Breakup

SATURDAY STORYLINES



RED RAIDERS LOOKING FOR 3-0 START

- Texas Tech heads to the road for the first time this season Saturday when the Red Raiders travel to face Houston. Tech will be looking to start its season 3-0 for the fifth time in the last seven years
- Under head coach **Kliff Kingsbury**, Texas Tech is an impressive 10-2 against non-conference opponents. The Red Raiders have gone on the road to score wins over SMU (2013), UTEP (2014) and Arkansas (2015) under Kingsbury.
- The Red Raiders have won six of their last seven non-conference road games with the lone loss coming last year at Arizona State.



SHIMONEK ACCURATE AGAIN AGAINST ASU

- Through his first two career starts, **Nic Shimonek** has been nothing short of impressive. The senior has completed 78.8 percent of his passes for 927 yards and nine touchdowns in victories over Eastern Washington and Arizona State.
- Shimonek threw for a career high 543 yards and six touchdowns against Arizona State, which ranks as the most for a FBS quarterback so far this season.
- Since the start of the 2000 season, Shimonek's 927 yards ranks seventh among FBS quarterbacks through two games in a season.



NATION'S TOP OFFENSE HEADS TO HOUSTON

- Texas Tech is the nation's leader in total offense (620.5 yards per game) and passing offense (496.0 yards per game) after lighting up the scoreboard against both Eastern Washington and Arizona State.
- Texas Tech is averaging 54 points per game early in the season after scoring 56 against Eastern Washington and then 52 versus Arizona State last weekend.
- The Red Raiders will be matched against a Houston defense that is only allowing 9.5 points per game so far this season. The Cougars currently rank seventh in the FBS for scoring defense entering this week.

SOCIAL



Twitter
@TexasTechFB



Instagram, Snapchat
TexasTech_FB



Facebook
Facebook.com/TexasTechFootball

#WreckEm

SERIES HISTORY



HOUSTON (11-18-1)

GP: 30; Home: 6-8; Away: 3-10-1; Neutral: 0-2; OT: 0-0.

SWC: 7-12-1 (Home: 3-6; Away: 2-6-1; Neutral: 2-0).

Jones AT&T Stadium: 14 (6-8).

Rice Stadium, Houston: 4 (1-3).

The Astrodome, Houston: 9 (2-6-1)

Robertson Stadium, Houston: 1 (0-1).

The Alamodome, San Antonio: 2 (2-0).

Games decided by 3 points or less: 4 (1-3).

Games decided by 7 points or less: 11 (2-9).

Most Points-TTU: 58 (58-7 win on Nov. 20, 1993).

Most Points-UH: 51 (51-35 loss on Sept. 13, 1990).

Fewest Points-TTU: 0, twice (last: 7-0 on Oct. 22, 1955).

Fewest Points-UH: 0, twice (last: 34-0 on Nov. 19, 1994).

Largest Win: 51 (58-7 win on Nov. 20, 1993).

Largest Loss: 38 (45-7 loss on Nov. 19, 1977).

Win Streak: 5 (Nov. 30, 1991-Nov. 25, 1995).

Loss Streak: 7 (Nov. 23, 1979-Nov. 23, 1985).

Most Attended: 53,461 on Nov. 27, 2010 in Lubbock.

Last 10: 6-4 | Last 20: 7-12-1

SERIES HISTORY

Date	Loc.	W/L	TTU	UH	Att.
Oct. 6, 1951	A [#]	L	0	6	15,000
Nov. 1, 1952	H	L	7	20	18,000
Nov. 21, 1953	A [#]	W	41	21	15,000
Nov. 20, 1954	H	W	61	14	14,000
Oct. 22, 1955	A [#]	L	0	7	28,000
Nov. 24, 1956	H	L	7	20	15,000
Nov. 29, 1958	A [#]	L	17	22	7,500
Nov. 14, 1959	H	W	27	0	20,000
Nov. 20, 1976 [^]	H	L	19	27	45,102
Nov. 19, 1977 [^]	A ⁺	L	7	45	43,989
Nov. 25, 1978 [^]	H	W	22	21	36,691
Nov. 23, 1979 [^]	A ⁺	L	10	14	25,637
Nov. 22, 1980 [^]	H	L	7	34	36,386
Nov. 21, 1981 [^]	A ⁺	L	7	15	25,169
Nov. 20, 1982 [^]	H	L	7	24	33,548
Nov. 19, 1983 [^]	A ⁺	L	41	43	20,153
Nov. 24, 1984 [^]	H	L	17	24	27,373
Nov. 23, 1985 [^]	A ⁺	L	16	17	14,280
Nov. 22, 1986 [^]	H	W	34	7	10,399
Nov. 21, 1987 [^]	A ⁺	T	10	10	19,295
Nov. 19, 1988 [^]	H	L	29	30	29,204
Nov. 25, 1989 [^]	A ⁺	L	24	40	30,097
Sept. 13, 1990 [^]	H	L	35	51	36,794
Nov. 30, 1991 [^]	A ⁺	W	52	46	18,114
Nov. 21, 1992 [^]	H	W	44	35	27,887
Nov. 20, 1993 [^]	N [%]	W	58	7	28,652
Nov. 19, 1994 [^]	N [%]	W	34	0	20,286
Nov. 25, 1995 [^]	A ⁺	W	38	26	15,220
Sept. 26, 2009	A [*]	L	28	29	32,114
Nov. 27, 2010	H	W	35	20	53,461

[^] Southwest Conference game | [#] - played at Rice Stadium

+ - played at the Astrodome | * - played at Robertson Stadium

% - played at The Alamodome in San Antonio, Texas

INSIDE THE HOUSTON SERIES

■ Saturday will mark the 31st all-time meeting between Texas Tech and Houston. The Cougars control an 18-11-1 all-time advantage in the series that was featured primarily during the Southwest Conference.

■ This will be just the third meeting between Texas Tech and Houston since the Southwest Conference closed following the 1995 season. The Red Raiders also faced Houston in a home-and-home series during the 2009-10 campaigns.

■ The Red Raiders claimed a 35-20 victory in their last meeting against Houston, which came during the 2010 regular-season finale. Taylor Potts threw for 373 yards and a touchdown and rushed for 40 more yards, while the Tech defense picked off Houston three times in the win.

■ Texas Tech has won six of the last seven meetings against Houston dating back to the start of the 1991 season. Tech has scored at least 25 points in each game versus the Cougars during that stretch.

■ Of the 30 previous meetings between the two Southwest Conference foes, only four took place outside the month of November. This will be just the third time the two schools have met in the month of September as Tech hosted the Cougars on Sept. 13, 1990, and then traveled to Houston on Sept. 26, 2009.

COACHING TIES RUN DEEP TO UNIVERSITY OF HOUSTON

■ The trip to Houston will be special for several members of the Red Raider coaching staff this weekend as head coach **Kliff Kingsbury**, defensive coordinator **David Gibbs**, offensive coordinator **Eric Morris**, special teams coordinator **Joe Robinson** and linebackers coach **Zac Spavital** were all previously members of the Houston football program.

■ Kingsbury began his coaching career as an quality control assistant with the Cougars from 2008-09 before eventually being named the quarterbacks coach in 2010 and the Co-Offensive Coordinator in 2011 under then head coach Kevin Sumlin. While in Houston, Kingsbury helped develop one of the nation's premier passers in Case Keenum, who led the country in passing yards during both the 2009 and 2011 seasons.

■ Likewise, Morris also received his first coaching position at the University of Houston as he was a quality control assistant in 2010 and a graduate assistant in 2011. He worked with Kingsbury those two seasons before accepting his first full-time position in 2012 at Washington State.

■ Gibbs' most previous stop before joining the Tech coaching staff was a two-year stint as Houston's defensive coordinator in 2013-14. Gibbs built one of the nation's premier defenses during that span as the Cougars led the nation with 43 turnovers forced in 2013 and then ranked 11th nationally in scoring defense a year later. Gibbs, a veteran NFL assistant as well, served as Houston's interim head coach for the 2014 Armed Forces Bowl.

■ Spavital worked alongside Gibbs at Houston as part of a seven-year tenure on the Cougar coaching staff. Spavital was the defensive backs coach for all seven seasons, four of which (2011-14) were spent as the program's recruiting coordinator as well.

■ Robinson spent the 2002 season at Houston as the Cougars' special teams coach. Robinson is in his second season leading the Tech special teams units as he arrived in Lubbock following three years in a similar role at South Carolina.

ON THIS DATE IN TEXAS TECH HISTORY

■ Saturday will mark just the second time over the last 30 years where Texas Tech has had a game fall on Sept. 23. The Red Raiders last played on the date in 2006, which resulted in a 62-0 rout of Southeastern Louisiana.

■ Overall, the Red Raiders are 3-4 all-time on Sept. 23 with each win coming in the last three times Tech has played on the date.

IN THE NATIONAL RANKINGS

TEXAS TECH CATEGORY	NCAA	BIG 12	HOUSTON CATEGORY	NCAA	AAC
3rd Down Conversion Pct.	12th	3rd	3rd Down Conversion Pct.	13th	2nd
3rd Down Conversion Pct. Defense	96th	8th	3rd Down Conversion Pct. Defense	23rd	6th
4th Down Conversion Pct.	110th	10th	4th Down Conversion Pct.	110th	11th
4th Down Conversion Pct. Defense	84th	6th	4th Down Conversion Pct. Defense	53rd	5th
Completion Percentage	2nd	1st	Completion Percentage	1st	1st
Fewest Penalties per Game	105th	8th	Fewest Penalties per Game	64th	6th
Fewest Penalty Yards per Game	86th	6th	Fewest Penalty Yards per Game	80th	7th
First Downs Defense	36th	2nd	First Downs Defense	14th	3rd
First Downs Offense	47th	8th	First Downs Offense	116th	10th
Fumbles Lost	25th	3rd	Fumbles Lost	1st	1st
Fumbles Recovered	42nd	3rd	Fumbles Recovered	17th	3rd
Kickoff Return Defense	89th	8th	Kickoff Return Defense	26th	4th
Kickoff Returns	--	--	Kickoff Returns	1st	1st
Net Punting	88th	7th	Net Punting	51st	4th
Passes Intercepted	67th	7th	Passes Intercepted	67th	5th
Passing Offense	1st	1st	Passing Offense	32nd	3rd
Passing Yards Allowed	100th	8th	Passing Yards Allowed	31st	1st
Passing Yards per Completion	22nd	5th	Passing Yards per Completion	118th	11th
Punt Returns	71st	5th	Punt Returns	93rd	8th
Red Zone Defense	111th	8th	Red Zone Defense	35th	3rd
Red Zone Offense	100th	9th	Red Zone Offense	100th	9th
Rushing Defense	48th	3rd	Rushing Defense	66th	6th
Rushing Offense	99th	9th	Rushing Offense	90th	9th
Sacks Allowed	94th	8th	Sacks Allowed	17th	2nd
Scoring Defense	82nd	8th	Scoring Defense	7th	1st
Scoring Offense	4th	1st	Scoring Offense	76th	7th
Time of Possession	64th	4th	Time of Possession	56th	6th
Total Defense	73rd	6th	Total Defense	38th	2nd
Total Offense	1st	1st	Total Offense	55th	7th
Turnover Margin	13th	2nd	Turnover Margin	13th	4th

LAST MEETING - NOV. 17, 2010

HOUSTON	10	3	0	7	-	20
TEXAS TECH	14	7	7	7	-	35

Jones AT&T Stadium | Lubbock, Texas | 7 p.m. CT | FOX Sports Net | Attendance: 53,461



■ Texas Tech head coach Kliff Kingsbury was Houston's quarterbacks coach the last time the Red Raiders faced Houston which came late in the 2010 season.

LUBBOCK, Texas (AP) - Taylor Potts threw for 373 yards and four touchdowns to lead Texas Tech over Houston 35-20 on Saturday night.

Potts completed 32 of 46 passes with an interception for the Red Raiders (7-5).

Texas Tech kept the Cougars (5-7) from becoming bowl eligible and avenged a 1-point defeat at Houston last season.

Houston moved the ball well between the 20-yard lines, but couldn't get it across the goal line enough.

The Cougars pulled within 28-20 on a 13-yard pass from David Piland to Tyron Carrier early in the fourth quarter. But Texas Tech came right back, as Potts threw a 19-yard touchdown pass to Lyle Leong to cap a 92-yard drive.

Piland, a true freshman, completed 32 of 61 passes for 441 yards, two touchdowns and three interceptions.

Houston is now 8-6 against the Red Raiders in Lubbock. Last year, Cougars quarterback Case Keenum scored on a 4-yard run with 49 seconds left to beat Texas Tech, 29-28.

The Cougars outgained the Red Raiders 585-488, but Texas Tech made more of their yards.

Potts surpassed the 3,000-yard passing mark for the season in the first quarter. Texas Tech, predominantly a passing team under former coach Mike Leach, now has had a quarterback pass for 3,000 yards in 11 straight seasons.

In the third quarter, Potts faked to running back Baron Batch and kept it for a 28-yard rush to put the Red Raiders at the 16-yard line. Two plays later, Potts found Batch on a screen pass, and he battled through two tacklers before getting into the end zone for an 8-yard touchdown to make it 28-13.

Potts found Lewis for two touchdowns in the first half. The pair connected for a 6-yard score on the Red Raiders' first possession of the game. The second touchdown pass to Lewis - a 9-yarder - came at the end of Texas Tech's first drive of the second quarter to give it a 21-10 lead.

The score came after Tech got great field position on the Houston 47 after Houston punter Richie Leone's failure to get a first down on a fake punt on fourth-and-9.

After the teams traded interceptions on successive plays in the first quarter, Houston drove to Piland's 7-yard TD pass to Johnson that put the Cougars up 10-7.

Running back Eric Stephens put Tech back in front 14-10 on a 26-yard score with 1:13 left in the first quarter.

POSTGAME NOTES

■ Senior Detron Lewis earned his first multi-TD game of the season with his two touchdowns receptions. It is the third multi-TD game of his career and Lewis finished the night with 11 catches for 135 yards.

■ Senior Lyle Leong with his touchdown catch tonight, moved into a tie for second place on the career receiving touchdown list. Leong's 17th touchdown of the season and 30th of his career, put him into a tie with Jarrett Hicks on the career list.

■ Senior wide receiver Detron Lewis hauled in a six yard touchdown pass (his fifth of the season) with 11:03 in the first quarter that gave the Red Raiders a 7-0 lead. Tech has now scored on its opening possession in three consecutive games. Lewis caught his second touchdown pass (nine yards) of the game with 12:19 remaining in the first half that gave Tech a 21-10 lead.

■ Senior linebacker Bront Bird picked up his third interception of the season on Houston's second offensive drive of the game. Bird entered his senior season without a single interception in his first three seasons as a Red Raider.

■ Sophomore safety Cody Davis picked up his first career interception with nine minutes remaining in the third quarter. The interception was the 13th by the Tech defense this season.

■ Junior punter/kicker Donnie Carona booted a 63-yard punt late in the third quarter which marked the longest of the season for the Red Raiders. The punt was two yards longer than Jonathan LaCour's 61-yard punt in the season opener against SMU.

SCORING SUMMARY

QTR	Time	Team	Scoring Play	Drive / Time
1st	11:03	TTU	Lewis, D. 6 yd pass from Potts, T. (Williams, M. kick)	12-80 / 3:57
	09:36	HOU	HOGAN, M. 49 yd field goal	5-48 / 1:27
	03:11	HOU	JOHNSON, J. 7 yd pass from PILAND, D. (HOGAN, M. kick)	10-74 / 4:33
	01:13	TTU	Stephens, E. 26 yd run (Williams, M. kick)	7-68 / 1:58
2nd	12:19	TTU	Lewis, D. 9 yd pass from Potts, T. (Williams, M. kick)	8-47 / 2:22
	00:00	HOU	HOGAN, Matt 19 yd field goal	9-61 / 1:46
3rd	12:34	TTU	Batch, B. 8 yd pass from Potts, T. (Williams, M. kick)	5-54 / 1:00
4th	10:00	HOU	CARRIER, T. 13 yd pass from PILAND, D. (HOGAN, M. kick)	12-82 / 3:51
	07:15	TTU	Leong, L. 19 yd pass from Potts, T. (Williams, M. kick)	8-92 / 2:45

RUSHING: Houston - HAYES, Michael 18-84; BEALL, Bryce 12-48; PILAND, David 4-16; LEONE, Richie 1-2; Team 1-minus 6. **Texas Tech** - Batch, Baron 19-60; Potts, Taylor 4-40; Stephens, Eric 6-23; TEAM 3-minus 8.

PASSING: Houston - PILAND, David 32-61-3-441. **Texas Tech** - Potts, Taylor 32-46-1-373.

RECEIVING: Houston - EDWARDS, P. 10-177; CARRIER, Tyron 8-95; JOHNSON, Justin 5-63; BEALL, Bryce 4-24; JOHNSON, K. 3-65; HAYES, Michael 2-17. **Texas Tech** - Lewis, Detron 11-135; Batch, Baron 6-50; Swindall, Tram. 4-58; Leong, Lyle 3-46; Zouzalik, Aust. 3-42; Douglas, Corne. 2-29; Stephens, Eric 2-4; Fisher, Aaron 1-9.

INTERCEPTIONS: Houston - BROOKS, Kent 1-0. **Texas Tech** - Johnson, D.J. 1-33; Bird, Bront 1-3; Davis, Cody 1-0.

TACKLES (UA-A): Houston - McGRAW, Marcus 10-0; BROOKS, Kent 8-1; OLIPHANT, Efrem 5-2; CANDY, Jacky 5-1; KING, Kelvin 5-1; MEANS, Loyce 5-0; MAYS, Devin 3-0; BROWN, Sammy 3-0; STEWARD, P. 2-1; TONGA, Matangi 2-0; HUNTER, David 2-0; JONES, D.J. 1-0; BAMFO, George 1-0; HAYNES, Roisean 1-0; BEALL, Bryce 1-0; JOHNSON, Justin 1-0. **Texas Tech** - Porter, Tre' 9-0; Bird, Bront 8-0; Davis, Cody 6-0; Whitlock, Colby 5-0; Mays, Derrick 5-0; Dewhurst, Brett 4-0; Duncan, Brian 4-0; Phillips, Jarv. 4-0; Neboh, Eugene 4-0; Johnson, D.J. 3-0; Fehoko, Sam 3-0; Rumph, Lawrence 2-0; Douglas, Corne. 2-0; Fisher, Aaron 2-0; Smitherman, Jes 1-0; Graves, Pearlie 1-0; Hubert, Cquelin 1-0; Moore, LaRon 1-0; Brydon, Jon. 1-0.

TEAM STATISTICS

	UH	TTU
FIRST DOWNS	29	22
RUSHES-YARDS (NET)	36-144	32-115
PASSING YDS (NET)	441	373
Passes Att-Comp-Int	61-32-3	46-32-1
TOTAL OFFENSE PLAYS-YARDS	97-585	78-488
Fumble Returns-Yards	0-0	0-0
Punt Returns-Yards	1-0	0-0
Kickoff Returns-Yards	5-88	3-74
Interception Returns-Yards	1-0	3-36
Punts (Number-Avg)	5-37.4	6-46.0
Fumbles-Lost	1-0	3-2
Penalties-Yards	2-20	4-29
Possession Time	33:17	26:43
Third-Down Conversions	1 of 15	9 of 17
Fourth-Down Conversions	5 of 8	0 of 1
Red-Zone Scores-Chances	3-5	4-5
Sacks By: Number-Yards	0-0	0-0

QUICK FACTS

HEAD COACH KLIFF KINGSBURY

Alma Mater	Texas Tech '01
Record at Texas Tech	26-26 (5th Season)
Career Record	Same
Bowl Appearances	Two (2013, 2015)

ASSISTANT COACHES

Sideline:

David Gibbs	Defensive Coordinator
Joe Robinson	Special Teams Coordinator
Jabbar Juluke	Associate Head Coach/Running Backs
Terrance Jamison	Defensive Line
Brandon Jones	Offensive Line
Emmett Jones	Outside Receivers
Karl Scott	Defensive Backs

Press Box:

Eric Morris	Offensive Coordinator
Zac Spavital	Linebackers

TEAM INFORMATION

2016 Overall Record	5-7
Big 12 Record (Finish)	3-6 (T-6th)
Home Record	3-3
Road Record	1-4
Neutral	1-0
Lettermen Returning/Lost	48/26
Starters Returning/Lost (Offense)	7/4
Starters Returning/Lost (Defense)	7/4
Newcomers	44

TEAM HISTORY

First Season	1925
All-Time Record/Seasons	558-436-32/92
All-Time Conference Record	264-226-10
Conference Championships	11
Bowl Appearances/Record	37 (14-22-1)

STADIUM INFORMATION

Name	Jones AT&T Stadium
Capacity	60,454
Stadium Luxury Suites	85
Stadium Club Seats	1,644
Stadium Surface	FieldTurf (installed 2017)
Band	Goin' Band from Randerland (400 members)

TEXAS TECH UNIVERSITY

Founded	1923
Enrollment	35,893
Chancellor	Robert Duncan
President	Dr. Lawrence Schovanec
Faculty Athletics Representative	Brian Shannon
Director of Athletics	Kirby Hocutt
Nickname	Red Raiders
Official Mascot	Masked Rider (horse and rider)
Unofficial Mascot	Raider Red (cartoon figure)

KINGSBURY, APPLEWHITE MEET FOR FIRST TIME AS HEAD COACHES

■ This won't be the first between the two head coaches in Saturday's game as Kliff Kingsbury and Major Applewhite faced each other three times during their playing career at Tech and the University of Texas. Kingsbury and Applewhite both saw action during the 2000 meeting between the two schools as Kingsbury threw for 282 yards and a touchdown while Applewhite had 164 yards through the air in a 29-17 victory by Texas.

RED RAIDERS RETURN TO HOUSTON IN 2018 AS WELL

■ Following this weekend's trip, Texas Tech will return to Houston in 2018 as well as part of the AdvoCare Texas Kickoff. The Red Raiders will face Ole Miss at NRG Stadium, which will mark Tech's third trip to the city of Houston over a four-year span. Tech was also in Houston for the 2015 AdvoCare V100 Texas Bowl that set a new bowl record with 71,307 fans in attendance.

RED RAIDERS PULL OFF CLOSE VICTORY OVER ARIZONA STATE

■ Texas Tech broke a 45-45 tie with Arizona State in the final minutes last Saturday as Nic Shimonek as the Red Raider offense went 90 yards to score on a Dylan Cantrell three-yard run with 1:55 remaining in the game. The 90-yard drive marked Tech's longest so far this season.

■ In addition, it marked the first time Texas Tech has had a game-winning touchdown in the final two minutes since the Red Raiders scored 10 points over the final 1:10 of regulation in a 34-31 victory over Minnesota in the 2012 Meineke Texas Bowl.

■ The win was an important one early in the season for a Red Raider program that had four of its seven losses a year ago come by eight points or less.

COUTEE BUILDING OFF STELLAR FINISH TO 2016 SEASON

■ Through two games in the 2017 season, Keke Coutee looks like the same dominating wideout that ended the 2016 campaign. The junior leads the country in receiving yards per game so far this season as he is averaging 142.5 yards through the air as part of a Texas Tech offense that leads the country in both passing offense and total offense.

■ Coutee ended the 2016 season with a career-high 221 receiving yards against Baylor and then followed with 99 yards through the air to open the season against Eastern Washington. He had 186 receiving yards this past Saturday against Arizona State. In all, over his last three games, Coutee has totaled 506 receiving yards, averaging an impressive 168.7 per game.

■ Dating back to the start of the 2000 season, Coutee's 285 receiving yards through the first two games ranks fifth among Red Raider wideouts. He trails the numbers posted by similar great Tech receivers in Darrin Moore (2011), Robert Johnson (2005), Jarrett Hicks (2004) and Michael Crabtree (2007).

■ Coutee recorded a career-high 12 catches against the Sun Devils as he went over 100 yards for the fourth time in his career.

FAST STARTS TO RECEIVING YARDS

(Texas Tech Wide Receivers Since 2000)

Year	Player	Rec. Yards
2011	Darrin Moore	339
2005	Robert Johnson	338
2004	Jarrett Hicks	300
2007	Michael Crabtree	294
2017	Keke Coutee	285
2002	Wes Welker	270
2007	Danny Amendola	250

SPECIAL TEAMS PLAY PUSHES TECH AGAINST THE SUN DEVILS

■ The Red Raiders picked up a significant play from its special teams late in the first half against Arizona State as Ja'Deion High raced up the middle and blocked a Michael Sleep-Dalton punt. Tech recovered the punt at the Arizona State 27 yard line, setting up an quick touchdown that gave the Red Raiders a 35-17 lead at the half.

■ For his efforts, High garnered Big 12 Special Teams Player of the Week honors Monday afternoon, the first conference weekly award of his career. It marked the first time a Red Raider had been named the Big 12 Special Teams Player of the Week since Michael Barden won the award late in the 2016 season.

■ High, who also had a tackle on kickoff coverage is the first non-kicker to win the award since Jakeem Grant received the honor twice during the 2015 season. High played on three of Tech's special teams units in the win over Arizona State.

DEFENSE CONTINUES TO MAKE STRIDES UNDER DAVID GIBBS

■ The Texas Tech defense has showed significant improvement this season under third-year coordinator David Gibbs as the Red Raiders held Eastern Washington to just 10 points in their season opener and then held off Arizona State long enough for a 52-45 victory last weekend.

■ Eastern Washington's 10 points in the season opener marked the fewest for an opponent since the Red Raiders topped Texas State, 33-7, early in the 2013 season.

■ The Red Raiders have forced four turnovers so far this season while only giving one away. Turnovers are an important emphasis from Gibbs as Texas Tech is 10-3 under head coach Kliff Kingsbury when leading the turnover margin.

■ The Red Raiders have been led by the trio of sophomore linebacker Jordyn Brooks, junior defensive back Jah'Shawn Johnson and junior linebacker Dakota Allen, who all have at least 15 tackles this season. Brooks leads the Red Raiders with a team-high 20 tackles followed by Johnson with 19 and Allen with 15.

COVERING THE RED RAIDERS

18
MONDAYBig 12 Teleconference
10:50 a.m.

OFF DAY

19
TUESDAYMedia Luncheon
10:45 a.m.Post-Practice Availability
6:30 p.m.20
WEDNESDAY

No Availability

21
THURSDAY

No Availability

22
FRIDAY

No Availability

23
SATURDAYTexas Tech at Houston
11 a.m.24
SUNDAYCoach Kingsbury Availability
6:45 p.m.



NIC SHIMONEK

SHIMONEK ACCURATE OVER FIRST TWO STARTS

- Nic Shimonek has been nothing short of impressive over his first two starts leading the Red Raider offense as he has completed 63-of-80 passes for 927 yards and nine touchdowns.
- Through two games this season, Shimonek is completing 78.8 percent of his passes, which ranks third currently in the FBS behind Houston's Kyle Allen (86.2 percent) and UTSA's Dalton Sturm (81 percent).
- Dating back to 2000, Shimonek's 78.8 completion percentage ranks second among Texas Tech starting quarterbacks, trailing only Seth Doege's 82.1 percent through the first two games of the 2011 season.
- Since 2000, Shimonek is one of nine FBS quarterbacks to throw at least nine touchdown passes through the first two games with no interceptions. He joins Cody Hodges (2005) as the only Red Raider quarterbacks to do so during that time.
- Shimonek heads into this weekend as the nation's leader with 463.5 passing yards per game.
- During the same time period, Shimonek's 927 passing yards ranks seventh among FBS quarterbacks through just two games. Here is a listing of the top passing numbers for a FBS quarterback through the first two games of a season.

Year	Quarterback	School	Passing Yards
2016	Patrick Mahomes II	Texas Tech	1,023
2007	Colt Brennan	Hawaii	964
2016	Davis Webb	Cal	963
2013	Connor Halliday	Washington State	942
2013	Brett Smith	Wyoming	942
2013	Jared Goff	Cal	935
2017	Nic Shimonek	Texas Tech	927

SHIMONEK SHINES IN SEASON OPENER VS. E. WASHINGTON

- Shimonek completed his first 14 passes to start the game, falling just one shy of matching the Texas Tech single-game record of 15 that was set by Seth Doege at New Mexico on Sept. 17, 2011 and Taylor Potts versus Baylor on Oct. 9, 2010. He is the first Red Raider quarterback dating back to 2000 to complete the first 10 passes of a season.
- Three of Shimonek's incompletions came on his final drive leading the Red Raiders as he was 23-of-24 (95.8 percent) up until the 6:30 mark in the third quarter. Shimonek's first three passes of that drive fell incomplete but he rebounded to complete his next three attempts en route to a Justin Stockton four-yard touchdown run.
- Shimonek was nearing the Texas Tech and FBS single-game records for completion percentage up until his final drive midway through the third quarter. His 86.7 completion percentage trailed Doege's single-game school record of 90.9 percent from the 2011 game at New Mexico.


SHIMONEK JOINS LIST OF FIFTH-YEAR QUARTERBACKS

- Since 2000, Texas Tech's high-octane offense has been led by three fifth-year seniors who did not make their first career start until their final year, notably B.J. Symons (2003), Sonny Cumbie (2004) and Cody Hodges (2005). All three signal callers led the Red Raiders to at least eight wins in each of those three seasons.
- Shimonek is the first Red Raider senior quarterback to start a season opener since Seth Doege led Tech to a 44-6 rout over Northwestern State to kick off the 2012 season. Shimonek is the first senior quarterback to start a game under Kliff Kingsbury.
- Shimonek appeared in four games for the Red Raiders in 2016 as the primary backup to Patrick Mahomes II. Over Shimonek's career, he has served behind four quarterbacks who would later go on to be NFL draft picks - C.J. Beathard (Iowa), Jake Rudock (Iowa), Davis Webb (Texas Tech) and Mahomes.
- Shimonek showed his potential in the Big 12 opener against Kansas last season after Mahomes left the game with an injury early in the third quarter. Shimonek proceeded to continue Tech's offensive onslaught, finishing 15-of-21 for 271 yards and four touchdowns through the air. Three of his touchdowns went for 30 yards or longer as he found Keke Coutee on 37 and 31-yard strikes and then Jonathan Giles on a 59-yard bomb over the middle.
- Shimonek arrived at Texas Tech as a transfer walk-on from Iowa prior to the 2014 season. He redshirted the 2013 season at Iowa before deciding to transfer to Texas Tech. He saw his first career collegiate action during the 2015 season as he was inserted late in both the UTEP and Iowa State games.

NOT JUST TALENTED ON THE FIELD, EITHER

- For as gifted of a quarterback Nic Shimonek is, it's not his only talent. Early in his Texas Tech career, Shimonek operated his own business, "The Southern Pearl," which focused on furniture restoration. It was a talent he learned from his mother, Teresa Shimonek, who operated her own furniture restoration business in his hometown of Mildred, Texas.
- During the hours he had in between football practice, film work and class, Shimonek and his longtime girlfriend operated "The Southern Pearl" to help offset the cost of being a walk-on quarterback as he was previously a scholarship athlete at Iowa.
- Shimonek closed the business prior to the 2016 season when it became clear he would be the primary backup behind Patrick Mahomes II. In interviews this offseason, Shimonek said the call to close the business was so he could "prepare each week as if he was the starter."


RED RAIDER QUARTERBACKS OVER FIRST TWO STARTS IN A SEASON (Since 2000 Only)




PATRICK MAHOMES II
2016



NIC SHIMONEK
2017



SONNY CUMBIE
2004



GRAHAM HARRELL
2007

Comp-Att.	68-of-96	Comp-Att.	63-of-80	Comp-Att.	84-of-135	Comp-Att.	92-of-123
Percentage	70.8%	Percentage	78.8%	Percentage	62.2%	Percentage	74.8%
Yards	1,023	Yards	927	Yards	919	Yards	903
Touchdowns	9	Touchdowns	9	Touchdowns	5	Touchdowns	8
Interceptions	2	Interceptions	0	Interceptions	2	Interceptions	1

STATISTICAL LEADERS



TEXAS TECH	CATEGORY	HOUSTON
Desmond Nisby	Rushing	Duke Catalon
15 att., 102 yds., 0 TDs		25 att., 110 yds., 1 TDs
Nic Shimonek	Passing	Kyle Allen
63-80, 927 yds., 9 TDs		56-65, 554 yds., 3 TDs
Keke Coutee	Receiving	Linell Bonner
17 rec., 285 yds., 3 TD		19 rec., 191 yds., 1 TD
Keke Coutee	All-Purpose Yards	John Leday
285 yds., 142.5 avg.		191 yds., 95.5 avg.
Jordan Brooks	Tackles	Matthew Adams
20 tackles (12 solo)		29 tackles (14 solo)
T. Jones/M. Thomas/D. Allen	Sacks	K. Williams/E. Egbule/J. Winchester
1.0 sack		1.0 sack
Willie Sykes/T. Jones	Interceptions	G. Davis. P. Turner
1 interception		1 interception
Michael Ewton	Field Goals	Caden Novikoff
8-8 PATs, 0-0 FGs		7-7 PATs, 2-4 FGs
Dominic Panazzolo	Punting	Dane Roy
6 att., 228 yds., 38 avg.		9 att., 381 yds., 42.3 avg.
None	Kickoff Returns	John Leday
No Returns		2 att., 105 yds., 52.5 yds.
Cameron Batson	Punt Returns	Brandon McDowell
3 att., 12 yds., 4.0 avg.		3 att., 12 yds., 4.0 avg.

STATISTICAL COMPARISON



TEXAS TECH	CATEGORY	HOUSTON
54.0	Points Per Game	28.5
65	First Downs	41
249	Rushing Yards	288
992	Passing Yards	599
1241	Total Offense	887
620.5	Total Offense/Game	443.5
0-0	Kick Returns-Yards	3-140
4-23	Punt Returns-Yards	4-12
2-35	Interception Returns-Yards	2-0
3-1	Fumbles-Lost	2-0
17-187	Penalties-Yards	12-120
6-36.2	Punts-Yards Avg.	9-39.9
43.4	Net Kickoff Average	44.5
30:05	Time of Possession/Game	30:40
11/21	3rd-Down Conversions	14/29
0/3	4th-Down Conversions	0/2
4-45	Sacks-Yards	4-14
15	Touchdowns Scored	7
1-1	Field Goals-Attempts	2-4
9-12 (75%)	Redzone Scores	9-12 (75%)
9-12 (75%)	Redzone Touchdowns	7-12 (58%)
15-15	PAT-Attempts	7-7

JAH'SHAWN JOHNSON - THE TURNOVER MAKER

■ Jah'Shawn Johnson has almost become the perfect defensive back for David Gibbs' scheme. The junior covers well, is a reliable tackler and most importantly, causes plenty of turnovers. Over his career, Johnson has now been part of 17 turnovers (5 interceptions, 6 forced fumbles and 6 fumble recoveries), the most among active Red Raiders.

■ It didn't take Johnson long to create his first turnover of the season against Eastern Washington as he forced a fumble on the Eagles' first offensive play. Dating back to the end of the 2016 season, Johnson has now forced a fumble in four of his last six games.

■ Since the start of 2000, Johnson's six career forced fumbles rank fourth among Red Raiders, trailing only the totals of **Dwayne Slay** (8 from 2004-05), **Pete Robertson** (8 from 2011-15) and **Brandon Williams** (7 from 2006-08).

■ Johnson's five fumble recoveries, meanwhile, are tied with **Keyunta Dawson** (2003-06) for the most among Red Raiders dating back to the 2000 season. With nearly two full seasons left to play, Johnson needs two more fumble recoveries to tie **Zach Thomas** (1992-95) school record.

■ Among active defensive players nationally, Johnson ranks fourth with six career forced fumbles. He trails the totals of Ole Miss' Marquis Haynes (9), Virginia's Micah Kiser (8), Ball State's Anthony Winbush and Arkansas State's Ja'Von Rolland-Jones (7).

RED RAIDERS NAME FIVE CAPTAINS FOR 2017

■ Texas Tech named five team captains for the 2017 season following a team vote at the conclusion of preseason practices as the Red Raiders selected senior wide receivers **Cameron Batson** and **Dylan Cantrell** as well as senior quarterback **Nic Shimonek**, junior linebacker **Dakota Allen** and junior defensive back **Jah'Shawn Johnson**.

■ This is the second time in Kliff Kingsbury's tenure where the Red Raiders have utilized five captains. The other year came in 2015 when Texas Tech closed the regular season at 7-5 overall and was selected for the AdvoCare V100 Texas Bowl.

RED RAIDERS TOP SUN DEVILS AFTER EARLY BYE WEEK

■ Texas Tech entered the Arizona State game coming off a rare early-season bye week as the Red Raiders had two full weeks in between facing the Sun Devils and defeating Eastern Washington on Sept. 2. It marked the earliest Texas Tech has had an open week since the Red Raiders also went two weeks in between their first and second games of the season in 2011.

■ Since 1970, Texas Tech has had an open week in between its first and second games a total of seven times. The Red Raiders are now 7-0 in the weeks coming off an early-season bye with wins over the likes of New Mexico (1976, 2011), Arizona (1978), Baylor (1983), Southwestern Louisiana (1997), North Texas (2001) and Arizona State.

■ The Red Raiders will not have another bye week the rest of the season as Arizona State began a streak of 11-consecutive weeks with a game for Texas Tech.

■ Under head coach Kliff Kingsbury, Texas Tech is now 4-3 in games played after a bye week with wins over Kansas (2013, 2016) and Texas (2015) and Arizona State (2017).

■ It marked the first time under Kingsbury where the Red Raiders have had an open week before a non-conference game. All six of Texas Tech's previous games following a bye week had been during Big 12 play.

RED RAIDERS ROUT EASTERN WASHINGTON TO OPEN 2017 SEASON

■ Texas Tech opened its 15th-consecutive season with a victory on Sept. 2 as the Red Raiders routed Eastern Washington, 56-10, at Jones AT&T Stadium. The Red Raiders are now 64-26-3 all-time over their 93 all-time season openers.

■ With the win, Texas Tech now boasts the third-longest winning streak in season openers nationally, trailing only Ohio State's run of 17-straight season opening wins and Alabama's 16-year streak. Florida previously had the nation's longest streak at 27-consecutive seasons before falling to Michigan to open the 2017 campaign.

■ Texas Tech has now won each of its last 17 season openers played inside Jones AT&T Stadium. The Red Raiders' last loss in a season opener played at home came in 1992 when No. 15 Oklahoma topped Tech, 34-9.

■ Texas Tech head coach **Kliff Kingsbury** is a now perfect 5-0 all-time in season openers after victories over SMU (2013), Central Arkansas (2014), Sam Houston State (2015), Stephen F. Austin (2016) and Eastern Washington (2017). The Red Raiders are averaging 53.4 points per game in their five season openers under Kingsbury.

■ Despite a slow start where the Red Raiders punted on each of their first three possessions, the Texas Tech offense found its rhythm from there, reaching the endzone on each of its next seven offensive drives. Tech also had a pick-six interception during that span as well.

■ The Red Raiders' 56 points marked the third-straight year Texas Tech had scored 50 or more points in a season opener. Tech has now scored 50 or more points in 11 of its last 13 games inside Jones AT&T Stadium.

■ Texas Tech took advantage of the big play with two touchdown passes over 60 yards against the Eagles. **Nic Shimonek** found **Derrick Willies** on a 75-yard strike for Tech's first touchdown of the game while **Keke Coutee** added a 68-yard bomb later in the first half. Tech was one of just four FBS programs to complete at least two 60-yard touchdown passes over the first week of the college football season.

NCAA ACTIVE LEADERS IN FORCED FUMBLES

(NCAA Leaders)

Player	School	FF
Marquis Haynes	Ole Miss	9
Micah Kiser	Virginia	8
Ja'Von Rolland-Jones	Arkansas State	7
Anthony Winbush	Ball State	7
Asantay Brown	Western Michigan	7
Jah'Shawn Johnson	Texas Tech	6
Several others		6

RED RAIDERS AFTER WEEK TWO BYE

(7-0 Overall; Since 1970)

Year	Opponent	Result
2017	Arizona State	W, 52-45
2011	at New Mexico	W, 59-13
2001	vs. North Texas*	W, 42-14
1997	Southwestern Louisiana	W, 59-14
1983	at Baylor	W, 26-11
1978	Arizona	W, 41-26
1976	at New Mexico	W, 20-16

* Game played at Texas Stadium in Irving

WIN STREAKS IN SEASON OPENERS

(National Rankings)

Streak	School	2017 Result
27	Florida	vs. Michigan
17	Ohio State	Def. Indiana
16	Alabama	Def. Florida State
15	TEXAS TECH	Def. E. Washington

HATFIELD RETURNS AS ONE OF THE NATION'S MOST-ACCURATE KICKERS

■ **Clayton Hatfield** returns for his junior season as one of the most accurate kickers in college football the past two seasons. Hatfield, who ranked fourth nationally last year for field goal percentage (92.9), is 27-of-30 on field goal attempts over his career (90 percent). He ranks fourth nationally in career field goal percentage among returning kickers, trailing only Penn State's Tyler Davis (93.8), Minnesota's Emmitt Carpenter (91.7) and John Barone of San Diego State (91.3).

■ Hatfield's first successful field goal this season will tie Brian Hall (1974-77) for 10th all-time in the Tech career record book. He could potentially tie Don Grimes (1971-73) for ninth place as well as he sits just two successful tries back entering the 2017 campaign.

■ Hatfield enters this season having made each of his last 11 field goals, which is already the longest streak in school history. He broke the previous of 10-straight set by Bill Adams in 1979 and Scott Segrist in 1988.

■ Of the 30 career field-goal attempts of Hatfield's career, his lone three misses have all come on tries of 40 yards or longer.

TEXAS TECH CAREER FG LEADERS

(Texas Tech All-Time Leaders)

Player (Years)	Field Goals
1. Ryan Bustin (2012-14)	50
2. Alex Trlica (2004-07)	48
3. Bill Adams (1977-79)	43
4. Ricky Gann (1981-84)	41
Scott Segrist (1985-88)	41
6. Lin Elliott (1988-91)	40
7. Jon Davis (1991-94)	35
Chris Birkholz (1998-00)	35
9. Don Grimes (1971-73)	29
10. Brian Hall (1974-77)	28
11. Clayton Hatfield (2015-)	27

TEXAS TECH CAREER PAT LEADERS

(Texas Tech All-Time Leaders)

Player (Years)	Field Goals
1. Alex Trlica (2004-07)	233
2. Ryan Bustin (2012-14)	153
3. Matt Williams (2008-10)	149
4. Clayton Hatfield (2015-)	123
5. Jon Davis (1991-94)	103
6. Lin Elliott (1988-91)	100
7. Robert Treece (2001-02)	97
8. Scott Segrist (1985-88)	92
9. Chris Birkholz (1998-00)	88
10. Donnie Carona (2008-11)	83

PLENTY OF NEW FACES VERSUS E. WASHINGTON

■ Texas Tech fans had plenty of new faces to see for the first time against Arizona State as 26 student-athletes made their Red Raider debut against Eastern Washington. Among the newcomers, four were starters in the win - LG **Jacob Hines**, RG **Jack Anderson**, CB **Octavious Morgan** and S **Vaughnte Dorsey**.

■ Both **Tre King** and **Willie Sykes** made big plays in their Red Raider debut as King found the endzone on a 1-yard run with 7:17 remaining in the third quarter. It was followed shortly later by Sykes' 33-yard interception return for a touchdown, Tech's first pick-six since **Jah'Shawn Johnson** did the same at Kansas in 2015.

■ **Desmond Nisby** led the Red Raiders on the ground in his first game as a Red Raider as the bruising back totaled a team-high 57 yards on just six carries. Nisby averaged 9.5 yards per attempt, which included a 20-yard rush on his first career carry.

■ In addition to Anderson, Texas Tech also used three other true freshmen in the win as linebacker **Riko Jeffers**, wide receiver **Dalton Rigdon** and kicker **Michael Ewton** all saw playing time. Jeffers recorded a pair of tackles defensively, while Ewton was a perfect 8-of-8 on extra point attempts. Rigdon saw action on several of Tech's special teams units and at wideout late in the game.

■ A pair of quarterbacks also made their debut in sophomore transfer **McLane Carter** and redshirt freshman **Jett Duffey**. Like starter **Nic Shimonek**, both were highly accurate as Carter was 3-of-3 for 49 yards and a touchdown while Duffey completed both of his passes for 16 yards.

BACK-TO-BACK LOSING SEASONS ARE RARE AT TEXAS TECH

■ Kliff Kingsbury would be among the first people to say the 2016 season did not meet his expectations or those of the Red Raider fan base. The Red Raiders lost four games by eight points or less en route to finishing 5-7 overall and 3-6 in Big 12 play.

■ The good news, though, is that back-to-back losing seasons at Texas Tech are rare. Very rare, in fact. The last time the Red Raiders compiled consecutive losing seasons came during the 1984-85 campaigns.

■ Since 1985, the last six times Texas Tech went through a losing season, the Red Raiders bounced back the following year with a record of .500 or better. Even more impressive, in five of those seasons, the Red Raiders rebounded with a postseason bowl berth (2015 AdvoCare Texas Bowl; 2012 Meinecke Texas Bowl; 1993 John Hancock Bowl; 1989 All-American Bowl; 1986 Independence Bowl).

■ Texas Tech has been among the most consistent programs in the country over the past two decades as the Red Raiders have recorded just three losing seasons since 1993. Among power-five programs, Texas Tech ranks among the elite in non-losing seasons, trailing only Florida State (0), USC (1), Ohio State (1) and Florida (1). The Red Raiders are tied with the likes of Nebraska, Texas A&M, Georgia, Michigan, Miami, Oklahoma, Penn State, Clemson and BYU.

REBOUNDING AFTER LOSING SEASONS

(Texas Tech Record in Years After a sub-.500 Season)

Year	Record	Year	Record
2016	5-7	2017	---
2014	4-8	2015	7-6
2011	5-7	2012	8-5
1992	5-6	1993	6-6
1990	4-7	1991	6-5
1988	5-6	1989	9-3
1985	4-7	1986	7-6

KINGSBURY REVAMPS RED RAIDER ROSTER IN OFFSEASON

■ Following a disappointing 2016 season, **Kliff Kingsbury** and his staff revamped the Red Raider roster, bringing in 44 newcomers since last January alone. Of that group, 13 are junior-college transfers who are expected to impact the Red Raiders right away along with five Division-I transfers, all of which are eligible immediately.

■ Kingsbury and his staff focused strongly on experienced defensive backs with the addition of four junior college signees in **Octavious Morgan** (Butler C.C.), **Vaughnte Dorsey** (Mississippi Gulf Coast C.C.), **Thomas Leggett** (Allan Hancock College) and **Jaylon Lane** (Independence C.C.) as well as LSU transfer **Abraham Wallace** and Washington grad transfer **Trevor Walker**.

■ In all, Texas Tech has added 10 junior college or FBS transfers to its defense as linebacker **Dakota Allen** (East Mississippi C.C.) as well as defensive linemen **Tony Jones** (Butler C.C.), **Quentin Yontz** (Fullerton College) and **Jesse Brown** (Texas A&M) join the group of defensive backs in **David Gibbs'** side of the ball.

■ **Dakota Allen's** name is one that will be easily recognizable to Red Raider fans this season as the junior was Texas Tech's second-leading tackler in 2015. Allen ranked ninth in the Big 12 for tackles per game (7.2) in an impressive debut as a redshirt freshman. Allen, who finished with 87 tackles and two interceptions that season, played his 2016 sophomore campaign at East Mississippi Community College where he ranked eighth in the NJCAA with a team-leading 117 tackles.

2017 PLAYER HONORS



WR DYLAN CANTRELL

Earl Campbell Award

Top Offensive Player from Texas



WR KEKE COUTEE

Preseason All-Big 12

Media Vote

Earl Campbell Award*

Top Offensive Player from Texas

Biletnikoff Award*

Nation's Top WR



QB NIC SHIMONEK

Preseason All-Big 12

Media Vote

Lou Groza Award*

Nation's Top Kicker



QB NIC SHIMONEK

Golden Arm Award

Nation's Top QB

Earl Campbell Award

Top Offensive Player from Texas



WR DERRICK WILLIES

Senior Bowl Watch List

* indicates player named to a watch list

2017 BIG 12 STANDINGS

	CONF	PCT.	OVERALL	STK
Kansas State	0-0	.000	2-0	W6
Oklahoma	0-0	.000	2-0	W12
Oklahoma State	0-0	.000	2-0	W3
TCU	0-0	.000	2-0	W2
Texas Tech	0-0	.000	1-0	W2
Iowa State	0-0	.000	1-1	L1
Kansas	0-0	.000	1-1	L1
Texas	0-0	.000	1-1	W1
West Virginia	0-0	.000	1-1	W1
Baylor	0-0	.000	0-2	L2

BIG 12 UPCOMING GAMES

SATURDAY, SEPTEMBER 23

West Virginia at Kansas	TBA
TCU at Oklahoma State	TBA
Oklahoma at Baylor	TBA
Texas Tech at Houston	TBA

THURSDAY, SEPTEMBER 28

Texas at Iowa State (ESPN)	7 p.m.
----------------------------	--------

SATURDAY, SEPTEMBER 30

Baylor at Kansas State	TBA
Oklahoma State at Texas Tech	TBA

SATURDAY, OCTOBER 7

Kansas State at Texas	TBA
Texas Tech at Kansas	TBA
West Virginia at TCU	TBA
Iowa State at Oklahoma	TBA

SATURDAY, OCTOBER 14

Oklahoma vs. Texas	TBA
TCU at Kansas State	TBA
Texas Tech at West Virginia	TBA
Baylor at Oklahoma State	TBA
Kansas at Iowa State	TBA

BIG 12 PRESEASON POLL

TEAM POINTS

1. Oklahoma (19)	303
2. Oklahoma State (12)	294
3. Kansas State (1)	231
4. Texas	213
5. TCU	202
6. West Virginia	183
7. Baylor	129
8. Texas Tech	85
9. Iowa State	83
10. Kansas	37



■ The list of junior college signees includes three defensive prospects - Morgan, Lane and Jones - who were ranked among the top 55 junior college prospects in the country as well as one other in Vaughn Dorsey, who was rated the eighth-best safety in the country by 247Sports.

■ The Red Raider running game also received a boost this summer with the addition of running backs **Desmond Nisby** out of Diablo Valley College in California as well as **Tre King** from Hutchinson Community College. Nisby combined for over 1,200 rushing yards and 12 touchdowns in his two seasons at Diablo Valley and Santa Rosa Junior College.

■ Of the newcomers, 12 enrolled at Texas Tech in January and went through a full slate of spring practices. Among Big 12 schools, Texas Tech's 12 mid-year enrollees marked the most in the league, topping Oklahoma's 11 and West Virginia's class of 10 signees.

■ New offensive line coach **Brandon Jones** had his young group add a pair of veteran linemen this summer with the arrival of Nebraska transfer **Dwayne Johnson, Jr.**, as well as Maryland transfer **Jajuan Dulaney**. Both linemen are eligible immediately as graduate transfers.

■ The Red Raider defense will also benefit from two other transfers in **Eli Howard** and **Willie Sykes**, both of which sat out the 2016 season. Howard has been praised by Tech coaches since his arrival from North Texas and will look to add to depth along the defensive line, while Sykes will be a candidate in the secondary after transferring from Arkansas.

■ Frisco offensive lineman **Jack Anderson** highlighted Tech's class of high school signees. Anderson, one of the highest-rated recruits to ever sign at Texas Tech, was a consensus four-star prospect and ranked 42nd nationally on the ESPN 300 list. Anderson was joined at semester by his Frisco High School teammate **Dawson Deaton** (OL) as well as fellow freshman mid-year enrollees **Tyler Carr** (DL), **Will Farrar** (OL), **Xavier Martin** (WR) and **Nelson Mbanasor** (DL).

NATION'S TOP OFFENSE RETURNS BULK OF PRODUCTION FROM 2016

■ Despite the loss of quarterback Patrick Mahomes II, Texas Tech still returns the bulk of its 2016 offense that led the country in both total offense and passing offense while also averaging over 40 points per game. The Red Raiders return seven starters from that unit in offensive linemen **Terence Steele**, **Tony Morales**, **Madison Akamnonu**, running back **Justin Stockton** and wide receivers **Cameron Batson**, **Dylan Cantrell** and **Derrick Willies**.

■ The Red Raiders ranked fifth nationally in scoring offense as well after averaging 43.7 points per game. It was the second-straight season where Texas Tech has averaged at least 40 points per game. Tech scored 40 or more points in seven of 12 games and at least 50 points in six of those contests.

■ The trio of senior **Justin Stockton**, junior **Demarcus Felton** and sophomore **Da'Leon Ward** accounted for 75 percent of Texas Tech's rushing yards a year ago after totaling 936 yards on the ground as a group. Ward boasted 428 rushing yards and three touchdowns, becoming the first Red Raider true freshman to lead the team in rushing since Shaud Williams in 1999. Felton, meanwhile, added 354 yards and three touchdowns while Stockton chipped in 178 rushing yards and a touchdown to go along with 220 yards and a pair of touchdowns through the air.

■ Along the offensive line, Texas Tech returns four of its mainstays from a year ago in seventh-year senior **Tony Morales** as well as junior **Paul Stawarz** and sophomores **Madison Akamnonu** and **Terence Steele**. Morales and Steele started in all 12 games a year ago while Stawarz and Akamnonu were in the starting rotation for eight and seven games, respectively. Sophomore **Bailey Smith** (one start) and **Travis Bruffy** also saw significant time as true freshmen.

A DUEL-THREAT... PUNTER?

■ While known for having several of the most duel-threat quarterbacks in the country in recent years, Texas Tech went out this past offseason and added another multi-facet athlete - this time at punter. **Dominic Panazzolo** made his Red Raider debut against Eastern Washington, punting three times total, two of which were downed inside the 10.

■ Panazzolo, a native of Australia, is a duel-threat for multiple reasons. He can punt the traditional style or via a rugby kick. Most impressively, however, is that Panazzolo can punt with either of his feet. He will typically punt from his right foot but is able to use his left foot if needed as well.

■ Panazzolo is the first international player to play at Tech since Patrice Majondo-Mwamba, a native of Belgium, ended his Red Raider career following the 2004 season.

TEXAS TECH CLASS OF NEWCOMERS

(Transfer student-athletes who have joined since Jan.)

Name	Pos.	Last School
Octavious Morgan*	DB	Butler C.C.
McLane Carter*	QB	Tyler J.C.
Tony Jones*	DL	Butler C.C.
Vaughn Dorsey*	DB	Miss. Gulf Coast C.C.
Thomas Leggett*	DB	Allan Hancock College
JoJo Robinson*	WR	Independence C.C.
Tre King*	RB	Hutchinson C.C.
Jaylon Lane*	DB	Independence C.C.
Desmond Nisby*	RB	Diablo Valley College
Dakota Allen*	LB	East Mississippi C.C.
Jacob Hines*	OL	Long Beach C.C.
Dominic Panazzolo*	P	Snow College
Quentin Yontz*	DL	Fullerton College
Abraham Wallace*	DB	LSU
Trevor Walker*	DB	Washington
Jesse Brown*	DL	Texas A&M
Jajuan Dulaney*	OL	Maryland
Dwayne Johnson, Jr.*	OL	Nebraska
Xavier Castille	WR	SMU

*indicates immediately eligible this season

RED RAIDER OFFENSE AGAINST THE REST OF THE NATION

(Since 2000; Source: College Football Reference)

TOTAL YARDS		PASSING YARDS		TOUCHDOWNS	
TEXAS TECH	107,294	TEXAS TECH	83,491	BOISE STATE	1,171
BOISE STATE	104,052	HAWAII	72,714	OKLAHOMA	1,111
OREGON	103,433	HOUSTON	65,068	OREGON	1,095
OKLAHOMA	103,408	BOISE STATE	62,332	TEXAS TECH	1,061
HOUSTON	99,869	OKLAHOMA	62,219	SOUTHERN CALIFORNIA	985



#REDRAIDERSINTHENFL

Texas Tech fans will see several familiar faces on Sundays this fall as 12 Red Raiders are part of NFL rosters, including Patrick Mahomes II, who was drafted 10th overall last spring by the Kansas City Chiefs. Here is a full listing of #RedRaidersInTheNFL:

Jace Amaro (2011-13)	Free Agent
Danny Amendola (2004-07)	New England Patriots
Le'Raven Clark (2012-15)	Indianapolis Colts
Michael Crabtree (2007-08)	Oakland Raiders
Cody Davis (2009-12)	Los Angeles Rams
Jakeem Grant (2012-15)	Miami Dolphins
Kerry Hyder (2009-13)	Detroit Lions
Patrick Mahomes II (2014-16)	Kansas City Chiefs
Bradley Marquez (2010-13)	Los Angeles Rams
Pete Robertson (2012-15)	Washington Redskins
LaAdrian Waddle (2009-12)	New England Patriots
DeAndre Washington (2011-15)	Oakland Raiders

VETERAN ON CAMPUS

- There likely won't be an older student-athlete in college football this season than offensive lineman **Tony Morales**, who is entering his seventh season as a Red Raider. Morales arrived at Texas Tech in 2011 but unfortunately suffered through season-ending injuries in each of the next four years. He saw his first collegiate action in 2015 where he appeared in 10 games, including four starts, at right guard. He moved to center prior to the 2016 season and proceeded to start in all 12 games.
- Morales was granted an extension to his eligibility towards the end of the 2016 campaign, giving him a seventh season as a member of the Red Raider football program. Morales is eligible to apply for another extension later this season.

RED RAIDERS IN THE MIDST OF CHALLENGING NON-CONFERENCE SCHEDULE

- The Red Raiders will be challenged early in the 2017 season with difficult non-conference matchups at home against Eastern Washington and Arizona State as well as a road contest at Houston. The three schools combined to go 26-13 a year ago.
- The Arizona State game marks the fourth-consecutive season where the Red Raiders will face an opponent from a power-five conference (ACC, Big Ten, Big 12, Pac-12, SEC). The game concludes a home-and-home series between the two schools as the Sun Devils won last year's shootout, 68-55, in Tempe. Tech previously faced Arkansas during the 2014-15 seasons.
- Texas Tech Director of Athletics **Kirby Hocutt** has lined up several other power-five matchups in future years as well as the Red Raiders are slated to open the 2018 season against Ole Miss in the AdvocaCare Texas Kickoff held at NRG Stadium in Houston. Tech also has non-conference agreements scheduled with Arizona (2019-20), N.C. State (2022, 2027) and Oregon (2023-24) in future years.
- The Red Raiders and Houston, meanwhile, will start the first of a four-game series on Sept. 23 at TDECU Stadium. Tech and the Cougars are also slated to face each other during the 2018, 2021 and 2022 seasons.

TEXAS TECH KNOWS OFFENSE

- Texas Tech is currently riding a consecutive game scoring streak that spans 247 games dating back to the 1997 season. The streak, which began Oct. 25, 1997, against Texas A&M, ranks 11th nationally and is the second-longest streak in the Big 12 Conference behind TCU.
- Texas Tech is the only school in the country to rank among the top 15 teams for total offense and top 10 for passing offense in every season since 2002.
- In addition, Texas Tech has ranked in the top 10 for passing offense in each of the past 15 seasons (2001-present).
- Texas Tech has scored 40 or more points regularly under head coach **Kliff Kingsbury**. The Red Raiders have eclipsed the 40-point mark 21 times under Kingsbury and the 50-point plateau a total of 15 times.
- Since the start of the 2015 season, Texas Tech has boasted one of the most impressive quick-strike offenses. The Red Raiders have had 62 touchdown-scoring drives last under two minutes during that time while 26 lasted less than a minute.
- In 50 games as head coach, Kliff Kingsbury has guided the Red Raider offense to at least 500 yards of total offense 32 times during his tenure. During that span, Kingsbury has also led Texas Tech to 700 yards of total offense five times, all of which rank among the top-10 totals in program history.
- The success of the Texas Tech offense under **Kliff Kingsbury** has been impressive knowing the Red Raiders have not had an upperclassman quarterback leading the offense to start any of his first three seasons. Patrick Mahomes II became the first junior or senior quarterback in 2016 to lead the Red Raiders in a season opener since Seth Doege (a senior) earned the nod in 2012.
- The Red Raiders head into the Houston game having scored at least 50 points in 12 of their last 14 games inside Jones AT&T Stadium. Tech is averaging an impressive 54.4 points per game in home games the past two seasons.

DEEP WIDE RECEIVER GROUP EXPECTED TO LEAD OFFENSE

- Texas Tech is expected to have one of its deepest wide receiver groups in school history as the Red Raiders return four of its most experienced wideouts in seniors **Cameron Batson**, **Dylan Cantrell** and **Derrick Willies** as well as junior **Keke Coutee**. In addition, Tech also brings back several other veterans in senior **Ja'Deion High** and sophomore **Quan Shorts**.

FUTURE OPPONENTS

2018	Ole Miss (NRG Stadium - Houston)
	Lamar
	Houston
2019	Montana State
	UTEP
	at Arizona
2020	at UTEP
	Wyoming
	Arizona
2021	Lamar
	at Houston
2022	Houston
	at N.C. State
2023	at Wyoming
	Oregon
	Missouri State
2024	Abilene Christian
	at Oregon
	North Texas
2025	at Colorado State
2026	Abilene Christian
	Colorado State
2027	at North Texas
	N.C. State

TEXAS TECH BOWL HISTORY

Texas Tech is looking to make its 38th postseason bowl appearance in its 92-year history which ranks among the top-20 programs all-time in bowl games played. The Red Raiders rank third among current Big 12 Conference programs in bowl appearances.

SCHOOL	APPEARANCES
1. Alabama	64
2. Texas	53
3. USC	53
Nebraska	53
5. Georgia	52
Tennessee	52
7. Oklahoma	50
8. LSU	48
9. Penn State	47
Ohio State	47
11. Georgia Tech	45
Michigan	45
13. Florida State	44
Florida	44
15. Arkansas	42
16. Auburn	41
17. Miami (Fla.)	38
Texas A&M	38
Clemson	38
20. Texas Tech	37
Mississippi	37
22. Washington	36
23. UCLA	35
West Virginia	35
BYU	35
26. Notre Dame	34



Texas Tech helped set a new AdvocaCare Texas Bowl attendance record in 2015 as the Red Raiders and LSU drew 71,307 fans in Houston.

OPPONENT BREAKDOWN

	Eastern Washington	1-2, 0-0 Big Sky
	Last Week:	Def. Forham, 56-21
	This Week:	at Montana (5p.m.)
	Next Week:	vs. Sacramento State
	Arizona State	1-2, 0-0 Pac-12
	Last Week:	Lost to Texas Tech, 42-55
	This Week:	vs. Oregon (7 p.m.)
	Next Week:	at Stanford
	Houston	2-0, 0-0 AAC
	Last Week:	Def. Rice, 38-3
	This Week:	vs. Texas Tech (11 a.m.)
	Next Week:	at Temple
	Oklahoma State	3-0, 0-0 Big 12
	Last Week:	Def. Pitt, 59-21
	This Week:	vs. TCU (2:30 p.m.)
	Next Week:	at Texas Tech
	Kansas	1-2, 0-0 Big 12
	Last Week:	Lost to Ohio, 30-42
	This Week:	vs. West Virginia (11 a.m.)
	Next Week:	Bye
	West Virginia	2-1, 0-0 Big 12
	Last Week:	Def. Delaware State, 59-16
	This Week:	at Kansas (11 a.m.)
	Next Week:	Bye
	Iowa State	2-1, 0-0 Big 12
	Last Week:	Def. Akron, 41-14
	This Week:	Bye
	Next Week:	vs. Texas (7 p.m.)
	Oklahoma	3-0, 0-0 Big 12
	Last Week:	Def. Tulane, 56-14
	This Week:	at Baylor (5:30 p.m.)
	Next Week:	Bye
	Kansas State	2-1, 0-0 Big 12
	Last Week:	Lost to Vanderbilt, 7-4
	This Week:	Bye
	Next Week:	vs. Baylor
	Baylor	0-3, 0-0 Big 12
	Last Week:	Lost to Duke, 20-34
	This Week:	vs. Oklahoma (5:30 p.m.)
	Next Week:	at Kansas State
	TCU	3-0, 0-0 Big 12
	Last Week:	Def. SMU, 56-36
	This Week:	at Oklahoma State (2:30 p.m.)
	Next Week:	Bye
	Texas	1-2, 0-0 Big 12
	Last Week:	Lost to USC, 24-27
	This Week:	Bye
	Next Week:	at Iowa State (7 p.m.)

- In all, Texas Tech returns 57 percent of its receiving yards from a year ago as well as 64 percent of its receiving touchdowns.
- Coutee was the Red Raiders' top receiver once Big 12 play began last season as the junior recorded all but 29 of his 890 receiving yards against league foes. He ended the season ranked second in the Big 12 after averaging 95.7 yards per game during conference action. Coutee put together four 100-yard performances over the course of Big 12 play, which was capped by his 221-yard performance in the season finale against Baylor.
- According to research by *Pro Football Focus*, Coutee averaged 3.10 yards per route run which was the highest mark among power five conference receivers with at least 60 targets. He topped two of the conference's top wideouts in Oklahoma State's James Washington (2.92) and Iowa State's Allan Lazard (2.60). Coutee is a preseason candidate for the Biletnikoff Award, which is presented annually to the nation's top wide receiver.
- Batson ranked second on the team with 61 receptions on the year as he totaled 644 yards and eight touchdowns. According to *Pro Football Focus*, he was one of the most dependable wideouts in the Big 12, dropping only 1.61 percent of his targets which is the lowest among returning wide receivers with at least 40 receptions.
- Batson and Coutee are both expected to play a large roles on Texas Tech's special teams units. Coutee began to return kicks late in the year, averaging 16.2 yards a return on six attempts. Batson, meanwhile, served as Tech's primary punt returner where he averaged 9.2 yards a return, the highest clip for a Red Raider since Austin Zouzalik in 2012.
- Willies showed glimpses of being a consistent big-play threat a year ago despite battling injuries for most of the year. He finished with 18 catches for 288 yards and a pair of touchdowns. Willies was named to the Senior Bowl watch list prior to the season as he is one of 400-plus players across the country nominated for a potential roster spot.

SOPHOMORE CLASS PICKED UP PLENTY OF EXPERIENCE IN 2016

- Texas Tech relied heavily on several true freshmen in 2016, a move that should pay dividends this season. In all, 12 true freshmen saw playing time last season led by linebacker **Jordyn Brooks** and offensive lineman **Travis Bruffy** who played in all 12 games.
- According to research by *Pro Football Focus*, Texas Tech led the country with 4,429 snaps played by true freshmen in 2016. The next three schools behind the Red Raiders were all Big 12 members in Kansas (3,921), Kansas State (3,670) and Texas (3,643).
- **Jordyn Brooks** led the Red Raiders with 86 tackles (61 solo) in 2016, marking the first time a Tech freshman has topped the team in tackles during the Big 12 era (1996-present). Brooks ranked 40th nationally and tied for fifth among freshmen in solo tackles per game (5.1) a year ago. He led all Big 12 freshmen in both total tackles and tackles per game.
- In addition to both Brooks and Bruffy, the following now sophomores also saw action as true freshmen in 2016: **Douglas Coleman III** (DB), **Kevin Moore** (DB), **Johnathan Picone** (LB), **Desmon Smith** (DB), **Brayden Stringer** (LB), **Joseph Wallace** (DL), **Da'Leon Ward** (RB) and **Antoine Wesley** (WR). **T.J. Vasher** (WR) played in Tech's season opener against Stephen F. Austin but a season-ending injury cut his season short. He was granted a medical redshirt year following the season, giving him four years of eligibility remaining.

2016 TOTAL SNAPS BY TRUE FRESHMEN

(National Leaders)	
School	Total Snaps
Texas Tech	4,429
Kansas	3,921
Kansas State	3,670
Texas	3,643
Miami (Fla.)	3,427
Ole Miss	3,111
Alabama	3,010
South Carolina	2,950
Florida	2,875
Georgia	2,789

Source: Pro Football Focus

KINGSBURY ADDS THREE NEW ASSISTANTS TO COACHING STAFF

- Kliff Kingsbury added three new coaches to his staff this offseason in **Terrance Jamison** (defensive line), **Brandon Jones** (offensive line) and **Jabbar Juluke** (Assoc. Head Coach/running backs).
- **Jamison** arrived at Texas Tech in February following three seasons at Florida Atlantic. Considered one of the top young coaches in the country, Jamison has also served on the defensive staffs at both Wisconsin and Cal before earning his first full-time position at Florida Atlantic in 2014.
- Kingsbury's first hire in the offseason was a familiar name in former Red Raider offensive lineman **Brandon Jones**, who returned to his alma mater following a two-year stint at Cal. Jones began his coaching career as an offensive assistant at Texas Tech from 2007-08 before accepting positions at Sam Houston State (2009), East Carolina (2010-14) and then Cal (2015-16).
- **Juluke**, meanwhile, returns to Texas Tech as associate head coach and running backs coach, a position he held for several weeks following the 2015 season. Juluke, a New Orleans native and longtime high school coach in the state of Louisiana, returned home to serve as running backs coach at LSU during the 2016 season. He earned his first collegiate position as running backs coach at Louisiana Tech from 2013-15.
- While not new to the staff, **Kliff Kingsbury** praised the work of strength and conditioning coach **Rusty Whitt** in preparing the Red Raiders through offseason workouts. Whitt, a veteran of the U.S. Army, arrived at Texas Tech prior to the 2016 season after six seasons in a similar role at Louisiana-Lafayette. His staff consists of Associate Strength and Conditioning Coach **Jeffrey Earls** as well as Director of Mobility and Agility **Adam Hymel** and Director of Speed and Power **Scott Salwasser**. For more information on Texas Tech's strength and conditioning program, search "Speed School" via @TexasTechFB on Twitter.

2017 TEXAS TECH COACHING STAFF

Name	Position	Season
Kliff Kingsbury	Head Coach	5th
David Gibbs	Defensive Coordinator	3rd
Eric Morris	Offensive Coordinator	5th
Joe Robinson	Special Teams Coordinator	2nd
Jabbar Juluke	Assoc. HC/Running Backs	1st
Terrance Jamison	Defensive Line	1st
Brandon Jones	Offensive Line	1st
Emmett Jones	Outside Receivers	2nd
Karl Scott	Cornerbacks	2nd
Zac Spavital	Linebackers	3rd
Rusty Whitt	Strength & Conditioning	2nd

RED RAIDERS TO HONOR SPIKE DYKES DURING 2017 SEASON

- This past spring, Texas Tech lost a legend with the passing of **Spike Dykes** on April 10. Dykes passed away in his home at Hore-shoe Bay near Austin at the age of 79. To celebrate his memory, Texas Tech will wear a "I Like Spike" helmet sticker during every game of the 2017 season. The phrase "I Like Spike" was a popular saying among Tech fans during his tenure as head coach from 1986-99. The helmet sticker will also remain on the front page of Texas Tech's game notes each week.

RED RAIDERS ENTER SEASON WITH DEGREES IN HAND

- Texas Tech will have 11 student-athletes on its roster this season who have already earned their undergraduate degrees, which is among the largest totals in the nation. The list of graduates includes Zach Austin, Kisean Allen, Zach Barnes, Cameron Batson, Dylan Cantrell, Jajuan Dulaney, Dwayne Johnson, Jr., Tony Morales, Talor Nunez, Abraham Wallace, Caleb Woodward.
- Two of the most-successful graduates among all of Texas Tech's student-athletes are Batson and Nunez. Batson graduated *cum laude* in August after earning his degree in management through the Rawls College of Business. Nunez earned his degree in mechanical engineering and is now enrolled in the prestigious STEM MBA program at the Rawls College of Business.

DAVID GIBBS ENTERS THIRD SEASON AS DEFENSIVE COORDINATOR

- David Gibbs returns for his third season as Texas Tech's defensive coordinator this fall, marking the first time Texas Tech has kept the same coach in the position over three-straight seasons since Lyle Setencich from 2003-07. Setencich left the position midway through the 2007 season and was replaced by Ruffin McNeil, who finished that season on an interim basis before continuing in the role each of the next two years.
- Among its Big 12 counterparts, Texas Tech is one of three schools to return its head coach, offensive coordinator and defensive coordinator for the third-consecutive season. Eric Morris is in his fifth season on Kliff Kingsbury's staff and fourth in the role of offensive coordinator. He arrived as a charter member of Kingsbury's staff in 2013.

KINGSBURY IN ELITE COMPANY AMONG ACTIVE COACHES

- Texas Tech head coach Kliff Kingsbury is one of only two NCAA FBS coaches that finished in the top 10 in the Heisman Trophy voting and also played in the National Football League. Kingsbury joins Michigan's Jim Harbaugh as the only two active coaches to accomplish this feat. Harbaugh finished third in the 1986 Heisman Trophy race and played 13 seasons in the NFL. Kingsbury, meanwhile, ranked ninth in the 2002 Heisman Trophy voting and then played five seasons in the NFL with stops with the New England Patriots, New Orleans Saints, New York Jets and Denver Broncos.

TEXAS TECH HEAD COACH KLIFF KINGSBURY

- Kliff Kingsbury is the only former Texas Tech player to return to his alma mater as its head coach.
- Under Kingsbury, Texas Tech has annually ranked among the top offenses nationally, finishing in the top 10 for total offense in all four seasons. Tech ranked second in 2015 for total offense, scoring offense and passing offense and then finished first in both total offense and passing offense in 2016 as well as fifth in scoring offense.
- Kingsbury is one of 16 head coaches at the NCAA Division I FBS level working at their alma mater.
- Kingsbury's work with quarterbacks is well documented as he's had four former players go on to NFL careers in Case Keenum (Houston), Johnny Manziel (Texas A&M), Davis Webb (Texas Tech) and Patrick Mahomes II (Texas Tech).

KIRBY HOCUTT RETURNS AS CFP CHAIRMAN

- Texas Tech Director of Athletics Kirby Hocutt will return as chairman of the College Football Playoff committee this season. Hocutt, who joined the CFP selection committee prior to the 2015 season, is in his second year as chairman and his third year of a three-year term on the committee. Hocutt will be the voice of the committee throughout the season as he will discuss the CFP weekly rankings live on ESPN each Tuesday night and via conference call beginning Oct. 31.
- The College Football Playoff Committee matches the No. 1 seed vs. No. 4, and No. 2 vs. No. 3 in national semifinal games that rotate annually among the Chick-fil-A Peach Bowl, Goodyear Cotton Bowl, Capital One Orange Bowl, Allstate Sugar Bowl, Rose Bowl Game presented by Northwestern Mutual and Fiesta Bowl. The committee members produce weekly rankings after the ninth weekend of games. The members meet in person on Mondays and Tuesdays in Dallas.
- Hocutt has led Texas Tech to one of its most successful eras in recent history over the past two academic years, highlighted by six Big 12 titles (women's soccer, men's tennis, women's tennis and baseball) and 14 of 17 intercollegiate sports advancing to the NCAA postseason during that span.



RECORD BREAKDOWN

	2017	Kingsbury
Overall	2-0	26-26
vs. Big 12 Conference	0-0	13-23
vs. Non-Conference	2-0	13-3
at Jones AT&T Stadium	2-0	15-11
in Away Games	0-0	9-11
at Neutral Sites	0-0	2-4
Day Games	1-0	13-16
Night Games (6 p.m. start or later)	1-0	13-10
vs. Top 25 teams	0-0	2-16
vs. Top 10 teams	0-0	0-5
vs. Top 5 teams	0-0	0-4
vs. Top-Ranked Teams	0-0	0-0
TV games	2-0	26-26
on FSN	2-0	12-0
on FOX	0-0	0-6
on FOX Sports 1	0-0	8-9
on ESPN	0-0	4-4
on ABC	0-0	0-5
on ESPN2	0-0	2-0
on ESPNU	0-0	0-2
Scoring first	2-0	20-11
Opponents score first	0-0	6-15
Leading at halftime	2-0	21-3
Trailing at halftime	0-0	1-22
Tied at halftime	0-0	4-1
Leading after third quarter	2-0	24-1
Trailing after third quarter	0-0	1-24
Tied after third quarter	0-0	1-1
Overtime games	0-0	1-0
Scoring less than 20 points	0-0	0-5
Scoring 20-29 points	0-0	2-6
Scoring 30-39 points	0-0	8-9
Scoring 40-49 points	0-0	4-2
Scoring 50+ points	2-0	12-4
Allowing less than 20 points	1-0	7-0
Allowing 20-29 points	0-0	9-0
Allowing 30-39 points	0-0	4-3
Allowing 40+ points	1-0	5-23
Totaling 300-399 yards of total offense	0-0	2-8
Totaling 400-499 yards of total offense	0-0	3-7
Totaling 500-599 yards of total offense	0-0	6-5
Totaling 600+ yards total offense	2-0	15-6
Rushing for less than 100 yards	1-0	6-9
Rushing for 100-149 yards	0-0	6-11
Rushing for 150+ yards	1-0	14-6
Passing for less than 300 yards	0-0	4-5
Passing for 300-399 yards	0-0	5-14
Passing for 400-499 yards	1-0	12-2
Passing for 500+ yards	1-0	5-5
Allowing less than 100 yards rushing	1-0	5-0
Allowing 100-199 yards rushing	1-0	10-2
Allowing 200+ yds rushing	0-0	11-24
Allowing less than 200 yards passing	0-0	9-6
Allowing 200-299 yards passing	1-0	9-8
Allowing 300-399 yards passing	1-0	8-8
Allowing 400+ yards passing	0-0	0-4
Allowing less than 300 yards total offense	0-0	3-0
Allowing 300-399 yards total offense	1-0	6-2
Allowing 400-499 yards of total offense	1-0	2-5
Allowing 500+ yards of total offense	0-0	4-19
Having no turnovers	1-0	8-2
Forcing no turnovers	1-0	6-8
Leading turnover margin	1-0	10-3
Trailing turnover margin	0-0	8-19
Having <2 takeaways	1-0	9-17
Having 2 or more takeaways	1-0	17-9
Leading in time of possession	1-0	10-8
When trailing in time of possession	1-0	16-18

JONES AT&T STADIUM - HOME OF THE RED RAIDERS



“

The best home field advantage in all of college football.

- DAVE CURTIS, THE SPORTING NEWS (2010)

NEW TURF AMONG NEW ADDITIONS

■ Texas Tech replaced its playing surface during the offseason, installing a new FieldTurf model prior to spring practice. There are three significant changes to the new surface, most notably the size of the Double T at midfield. The Double T was enlarged to cover the entire distance between the hash marks. The font for “Red Raiders” and “Texas Tech” spelled out in each endzone is also new and it matches the look the Red Raiders will unveil on each uniform this season. In addition, there is no longer a black box surrounding “Jones AT&T Stadium” at the 25-yard line on each side of the field.

■ Other updates to the stadium came via new goalposts that are motorized and will allow athletics staff to quickly lower both posts at the conclusion of each game. Texas Tech also renovated all of its concessions throughout the Jones AT&T Stadium concourse.

■ The playing surface is one of several upgrades to the stadium in recent years as Texas Tech opened the North Endzone Club area prior to the 2016 campaign. Tech also added a state-of-the-art video board on the north endzone before the 2013 season, which remains one of the largest high-definition video boards in the country.

■ Overall, since 2003, Texas Tech has invested over \$150 million during the past 10-plus years with four major renovations, making Jones AT&T Stadium one of the best on-campus football facilities in the country.

RED RAIDERS LIGHT UP JONES AT&T STADIUM SCOREBOARD

■ The Red Raider offense has benefited from playing at home in recent years as Texas Tech is averaging 54.4 points per game inside Jones AT&T Stadium the past two-plus seasons.

■ Texas Tech has scored 50 or more points in 12 of its last 14 games inside Jones AT&T Stadium heading into the Houston game. The Red Raiders scored at least 50 points in all six home games in 2015, marking the first time in school history where Tech has hit the 50-point mark in every game on the home schedule.

SPORTS PERFORMANCE CENTER ALREADY COMING IN HANDY

■ Texas Tech's new \$48 million Sports Performance Center has already been vital this season as the Red Raiders have had several practices already moved indoors due to rain. A year ago, Tech had six or seven practices either severely delayed or canceled altogether following thunderstorms in the Lubbock area.

■ The Sports Performance Center is still under construction with completion expected in the upcoming weeks. The project will be completed in October before the official ribbon cutting on Oct. 20 prior to the Iowa State game.

■ The Sports Performance Center houses a 100-yard indoor football field that is within walking distance of the outdoor practice fields at the Football Training Facility. The Red Raiders now start every practice now in the facility before moving outdoors.

■ In addition to supporting the Red Raider football program, the Sports Performance Center will also be home to Texas Tech's nationally-ranked track and field program. The facility will house a 200-meter bank track, which will allow Tech to host several of the nation's top collegiate and high school meets each season.

TOP 20 ATTENDANCE MARKS

Attend	Game	Season
61,836	Tech vs. Oklahoma State	2013
61,283	Tech vs. Oklahoma State	2015
60,997	Tech vs. Texas State	2013
60,961	Tech vs. Texas	2014
60,879	Tech vs. Texas	2012
60,803	Tech vs. Texas	2016
60,800	Tech vs. Oklahoma	2012
60,778	Tech vs. Central Arkansas	2014
60,478	Tech vs. Oklahoma	2016
60,454	Tech vs. Texas	2010
60,454	Tech vs. Oklahoma State	2010
60,277	Tech vs. Arkansas	2014
60,097	Tech vs. Stephen F. Austin	2016
60,073	Tech vs. Sam Houston State	2015
59,260	Tech vs. Iowa State	2011
59,014	Tech vs. Oklahoma	2014
58,955	Tech vs. New Mexico	2012
58,702	Tech vs. TCU	2013
58,547	Tech vs. Arizona State	2017
58,502	Tech vs. West Virginia	2014



UNIFORM WATCH (Since 2009)

Over the past decade, Texas Tech has been among the most innovative teams in the country related to team uniforms. The Red Raiders have multiple uniform combinations in their wardrobe and often do not use the same combination twice in a season.

Here's a look at Texas Tech's record in various uniform combinations:

Helmet-Jersey-Pants	Record
BLACK-BLACK-BLACK	11-8
Black-White-Black	10-6
Black-Red-Black	7-3
White-White-White	9-5
Black-Red-White	4-0
Black-Black-White	4-2
Black-Red-Red	3-1
Black-White-White	1-2
Black-Gray-Black	1-0
Gray-Gray-Gray	1-0
Black-Black-Red	0-1
Black-White-Red	0-3

White-White-Red	0-2
White-Black-White	1-1
Gray-White-Gray	0-3
Red-Red-White	1-0
Black-White-Gray	0-1

SPECIALTY UNIFORMS

Wounded Warrior (2010)	1-0
Wounded Warrior (2011)	0-1
Lone Star Pride (2012)	0-1
Lone Survivor (2013)	0-1
Lone Star Pride (2013)	0-1
Throwbacks (2014)	0-1
White Ombre' (2014)	0-1
Lone Star Pride (2014)	0-1
Black Ombre' (2014)	0-1
Throwbacks - White (2015)	2-0



NATIONAL RANKINGS

ASSOCIATED PRESS (Sept. 17)

TEAM	RECORD	POINTS
1. Alabama (45)	3-0	1504
2. Clemson (15)	3-0	1446
3. Oklahoma (1)	3-0	1432
4. Penn State	3-0	1306
5. USC	3-0	1241
6. Oklahoma State	3-0	1154
7. Washington	3-0	1141
8. Michigan	3-0	1081
9. Wisconsin	3-0	1031
10. Ohio State	2-1	1015
11. Georgia	3-0	940
12. Florida State	0-1	922
13. Virginia Tech	3-0	730
14. Miami	1-0	606
15. Auburn	2-1	596
16. TCU	3-0	553
17. Mississippi State	3-0	532
18. Washington State	3-0	419
19. Louisville	2-1	356
20. Florida	1-1	308
21. South Florida	3-0	272
22. Sam Diego State	3-0	201
23. Utah	3-0	194
24. Oregon	3-0	158
25. LSU	2-1	153

RECEIVING VOTES: West Virginia 114, Colorado 93, Maryland 84, Vanderbilt 83, Notre Dame 57, Memphis 21, California 19, Stanford 16, Kentucky 11, Duke 10, Kansas State 10, Tennessee 6, **Texas Tech 4**, Iowa 2, Wake Forest 2, Michigan State 1, Houston 1.

AMWAY COACHES POLL (Sept. 17)

TEAM	RECORD	POINTS
1. Alabama (59)	3-0	1618
2. Clemson (6)	3-0	1535
3. Oklahoma	3-0	1505
4. Penn State	3-0	1364
5. USC	3-0	1348
6. Washington	3-0	1277
7. Oklahoma State	3-0	1219
8. Michigan	3-0	1171
9. Ohio State	2-1	1052
10. Wisconsin	3-0	1032
11. Florida State	0-1	985
12. Georgia	3-0	978
13. Virginia Tech	3-0	775
14. Miami	1-0	659
15. TCU	3-0	602
16. Auburn	2-1	555
17. South Florida	3-0	446
18. Washington State	3-0	441
19. Mississippi State	3-0	412
20. Louisville	2-1	382
21. Utah	3-0	324
22. Florida	1-1	312
23. LSU	2-1	243
24. Oregon	3-0	208
25. San Diego State	3-0	141

RECEIVING VOTES: West Virginia 100, Vanderbilt 92, Colorado 84, Maryland 48, **Kansas State 45**, Memphis 36, Notre Dame 24, Kentucky 18, California 18, Minnesota 14, Stanford 11, NC State 9, Houston 9, Duke 8, Navy 7, Iowa 6, Tennessee 3, Appalachian State 2, Wake Forest 2, Boise State 2, Michigan State 2, Arkansas 1.

COLLEGE FOOTBALL PLAYOFF

TEAM	RECORD
First Rankings will be released Oct. 31	

TEXAS TECH IN THE NATIONAL RANKINGS

WEEK	AP	COACHES	CFP
Preseason	NR	NR	--
Week 2 (9/5)	RV	NR	--
Week 3 (9/10)	RV	NR	--
Week 4 (9/17)	RV	NR	--
Week 5 (9/24)			
Week 6 (10/1)			
Week 7 (10/8)			
Week 8 (10/15)			
Week 9 (10/22)			
Week 10 (10/29)			
Week 11 (11/5)			
Week 12 (11/12)			
Week 13 (11/19)			
Week 14 (11/26)			
Week 15 (12/3)			

THE LAST TIME TEXAS TECH WAS...

Ranked in AP Poll: Nov. 3, 2013 (No. 25)
 Ranked in Coaches' Poll: Nov. 3, 2013 (No. 23)
 Received Votes in the AP Poll: Sept. 17, 2017 (RV)
 Received Votes in the Coaches' Poll: Oct. 2, 2016 (RV)

MISCELLANEOUS RECORDS:

Highest Ranking (AP): No. 2 (Nov. 2-16, 2008)
 Highest Ranking (Coaches): No. 2 (Nov. 9-16, 2008)
 Highest Final Ranking (AP): No. 11 (1938, 1973)
 Highest Final Ranking (Coaches): No. 11 (1973)
 Consecutive Weeks Ranked (AP): 20 (2004-06)
 Consecutive Weeks Ranked (Coaches): 25 (2004-06)

KINGSBURY FILE

Hometown	New Braunfels, Texas
High School	New Braunfels '98
College	Texas Tech '01
Family	Tim & Sally Kingsbury (parents) Klint Kingsbury (brother)

COACHING HISTORY

2008-09:	Houston Offensive Quality Control
2010:	Houston Assistant Coach (quarterbacks)
2011:	Houston Co-Offensive Coordinator (quarterbacks)
2012:	Texas A&M Offensive Coordinator (quarterbacks)
2013-Present:	Texas Tech Head Coach

POSTSEASON EXPERIENCE

2008	Bell Helicopter Armed Forces Bowl
2009	Bell Helicopter Armed Forces Bowl
2013	National University Holiday Bowl
2015	AdvoCare V100 Texas Bowl

RECORD AGAINST OPPONENTS

Arizona State	2-1
Arkansas	1-1
Baylor	1-3
Central Arkansas	1-0
Eastern Washington	1-0
Houston	0-0
Iowa State	3-1
Kansas	4-0
Kansas State	1-3
Louisiana Tech	1-0
LSU	0-1
Oklahoma	0-4
Oklahoma State	0-4
Sam Houston State	1-0
SMU	1-0
Stephen F. Austin	2-0
TCU	2-2
Texas	1-3
Texas State	1-0
UTEP	2-0
West Virginia	1-3

Bold represents 2017 opponent.

RECORD AGAINST CONFERENCES

American	1-0
Big 12	13-23
FCS Opponents	5-0
Pac-12	2-1
Conference USA	3-0
Southland	3-0
Sun Belt	1-0
Southeastern (SEC)	1-1

PLAYING EXPERIENCE

1994-97	New Braunfels High School
1999-02	Texas Tech
2003-04	New England Patriots
2004-05	New Orleans Saints
2005	Denver Broncos / New York Jets
2006	Buffalo Bills / Cologne Centurions (NFL Europe)
2007	Winnipeg Blue Bombers/Montreal Alouettes (CFL)
2008	Team Texas (All-American Football League)

**HEAD COACH KLIFF KINGSBURY**

Kliff Kingsbury (@TTUKingsbury), the architect of one of the nation's most high-powered offenses, enters his fifth season as head coach at Texas Tech. The 15th head coach in program history, Kingsbury was tabbed to lead his alma mater on Dec. 12, 2012.

Under his watch, the Red Raiders have boasted an explosive offense that has annually ranked among the top units in the country. Tech has made two bowl appearances under Kingsbury, who enters the 2017 season with a 24-26 overall record.

Tech concluded the 2016 season as the nation's leader in total offense, marking the sixth-straight year where a Kingsbury-led offense finished 11th or higher in the category dating back to his time at both Houston and Texas A&M. The Red Raiders were also the nation's leader in passing offense and ranked fifth for scoring offense.

The Red Raiders ranked among the nation's leaders during the 2015 campaign as well, finishing second in total offense, scoring offense as well as passing offense. Tech concluded the year averaging a school-record 45.1 points per game after scoring at least 25 points in all 13 games. The Red Raiders were one of just two teams nationally and the only school in a power-five conference to score 25 or more points in every game of the 2015 season.

OFFENSES UNDER KINGSBURY

Since earning his first coordinator position at Houston in 2010, Kliff Kingsbury has annually produced one of the nation's top offenses. A two-time National Offensive Coordinator of the Year honoree, Kingsbury as produced an offense that has ranked 11th or better nationally in each of the past five seasons. Here is a listing of where Kingsbury's offenses have ranked in the NCAA since 2010:

SCHOOL (YEAR)	TOTAL OFFENSE	SCORING OFFENSE	PASSING OFFENSE	RUSHING OFFENSE
Houston (2010)	11th	13th	5th	61st
Houston (2011)	1st	1st	1st	68th
Texas A&M (2012)	3rd	4th	14th	11th
Texas Tech (2013)	8th	23rd	2nd	111th
Texas Tech (2014)	10th	52nd	5th	80th
Texas Tech (2015)	2nd	2nd	2nd	40th
Texas Tech (2016)	1st	5th	1st	123rd

QUARTERBACKS UNDER KINGSBURY

YEAR	PLAYER	COMP	ATT	PCT.	YARDS	TD	INT	RATE	HEISMAN
2008	Case Keenum (Hou.)	397	589	67.4	5,020	44	11	159.9	N/A
2009	Case Keenum (Hou.)	492*	700*	70.3	5,671*	44*	15	154.8	N/A
2010	David Piland (Hou.)+	201	345	58.3	2,641	24	14	137.4	N/A
2011	Case Keenum (Hou.)	428*	603*	71.0	5,631*	48*	5	174.0	7th
2012	Johnny Manziel (TAMU)^	295	434	68.0	3,706	26	9	155.3	1st
2013	Davis Webb (TTU)	226	361	62.6	2,718	20	9	139.1	N/A
2013	Baker Mayfield (TTU)	218	340	64.1	2,315	12	9	127.7	N/A
2014	Davis Webb (TTU)	211	345	61.2	2,539	24	13	138.4	N/A
2014	Patrick Mahomes II (TTU)	105	185	56.8	1,547	16	4	151.2	N/A
2015	Patrick Mahomes II (TTU)	336	517	56.0	4,283	32	14	149.6	N/A
2016	Patrick Mahomes II (TTU)	388	591	65.7	5,052*	41	10	156.9	N/A

+ -- David Piland was the backup to Case Keenum, whose 2010 season was cut short by injury.

^ -- Johnny Manziel also rushed for 1,410 yards and 21 TDs on his way to claiming the 2012 Heisman Trophy.

* -- Indicates player led the nation in that category.

TEXAS TECH COACHING STAFF

DAVID GIBBS
Defensive Coordinator
Field



ERIC MORRIS
Offensive Coordinator
Press Box



JABBAR JULUKE
Assoc. Head Coach/RBs
Field



JOE ROBINSON
Special Teams
Field




TERRANCE JAMISON
Defensive Line
Field



BRANDON JONES
Offensive Line
Field



EMMETT JONES
Outside Receivers
Field



KARL SCOTT
Defensive Backs
Field



ZAC SPAVITAL
Linebackers
Press Box



DEPTH CHART

OFFENSE

LT	79	Travis Bruffy	6-6	320	So-1L	Missouri City, Texas
	58	Madison Akamnonu	6-5	320	So-1L	Arlington, Texas
LG	77	Jacob Hines	6-5	320	Jr-TR	Long Beach, Calif.
	54	Jajuan Dulaney	6-4	305	Sr-TR	Powder Springs, Ga.
C	76	Paul Stawarz	6-6	295	Jr-1L	Channahon, Ill.
	51	Tony Morales	6-3	290	Sr-2L	Arlington, Texas
RG	56	Jack Anderson	6-5	320	Fr-HS	Frisco, Texas
	70	Dwayne Johnson, Jr.	6-4	310	Sr-TR	Houston, Texas
RT	78	Terence Steele	6-6	320	So-1L	Cibola, Texas
	71	Bailey Smith	6-5	300	So-1L	Lucas, Texas
QB	16	Nic Shimonek	6-3	225	Sr-2L	Mildred, Texas
	6	McLane Carter	6-3	215	So-TR	Gilmer, Texas
RB	4	Justin Stockton	5-10	205	Sr-3L	Cibola, Texas
	32	Desmond Nisby	6-1	235	Jr-TR	Vallejo, Calif.
-or-	27	Demarcus Felton	5-7	205	Jr-2L	Houston, Texas
X	11	Derrick Willies	6-4	210	Sr-1L	San Bernardino, Calif.
	1	Quan Shorts	6-2	195	So-1L	Humble, Texas
H	13	Cameron Batson	5-9	175	Sr-3L	Oklahoma City, Okla.
	20	JoJo Robinson	5-11	195	Jr-TR	Miami, Fla.
Y	2	Keke Coutee	5-11	180	Jr-2L	Lufkin, Texas
	88	Ja'Deion High	5-11	190	Sr-2L	Hereford, Texas
Z	14	Dylan Cantrell	6-3	220	Sr-3L	Whitehouse, Texas
	9	T.J. Vasher	6-6	190	Fr-RS	Wichita Falls, Texas

SPECIAL TEAMS

LS	48	Kyle Heffron	6-0	215	Sr-1L	San Antonio, Texas
	43	Noah Hess	6-2	195	So-SQ	Houston, Texas
PK	96	Clayton Hatfield	5-10	185	Jr-2L	Boerne, Texas
	49	Michael Barden	5-11	180	Jr-2L	Austin, Texas
P	85	Dominic Panazzolo	6-5	210	Jr-TR	Adelaide, Australia
	37	John DeLaGarza	6-2	200	Fr-RS	Allen, Texas

DEFENSE

END	52	Zach Barnes	6-3	260	Sr-3L	Loganville, Ga.
	53	Eli Howard	6-4	265	So-SQ	San Angelo, Texas
N	99	Mychealon Thomas	6-2	320	Sr-1L	Dallas, Texas
	98	Nick McCann	6-2	310	Fr-RS	Texarkana, Ark.
T	96	Broderick Washington, Jr.	6-3	295	So-1L	Longview, Texas
	90	Quentin Yontz	6-2	260	Jr-TR	Corona, Calif.
RUSH	94	Lonzell Gilmore	6-3	260	So-1L	Spring, Texas
	13	Kolin Hill	6-2	245	Jr-1L	Schertz, Texas
	9	Tony Jones	6-2	225	Jr-TR	Casselberry, Fla.
WILL	40	Dakota Allen	6-1	235	Jr-TR	Humble, Texas
	33	Brayden Stringer	6-2	220	So-1L	Cypress, Texas
MIKE	1	Jordyn Brooks	6-1	240	So-1L	Houston, Texas
	18	Christian Taylor	6-1	220	So-1L	Houston, Texas
NB	25	Douglas Coleman III	6-1	185	So-1L	Zachary, La.
	31	Justus Parker	6-0	210	So-RS	La Vernia, Texas
LC	5	Octavious Morgan	6-0	205	Jr-TR	Greenwood, S.C.
	28	Jaylon Lane	6-2	190	Jr-TR	Nacogdoches, Texas
LS	15	Vaughnte Dorsey	5-11	200	Jr-TR	Cleveland, Miss.
	21	Kisean Allen	5-11	180	Jr-2L	Mesquite, Texas
RS	7	Jah'Shawn Johnson	5-10	185	Jr-2L	Ennis, Texas
	22	Trevor Walker	6-0	190	Sr-TR	Arlington, Texas
RC	4	Desmon Smith	6-2	190	So-1L	Odessa, Texas
	3	D.J. Polite-Bray	6-0	190	Sr-3L	Lithonia, Ga.
KO	49	Michael Barden	5-11	180	Jr-2L	Austin, Texas
	37	John DeLaGarza	6-2	200	Fr-RS	Allen, Texas
KR	2	Keke Coutee	5-11	180	Jr-2L	Lufkin, Texas
	13	Cameron Batson	5-9	175	Sr-3L	Oklahoma City, Okla.
PR	13	Cameron Batson	5-9	175	Sr-3L	Oklahoma City, Okla.
	2	Keke Coutee	5-11	180	Jr-2L	Lufkin, Texas

DEPTH CHART PLAYER NOTES

OFFENSE

LT	79	Travis Bruffy	6-6	320	So-1L	Missed first two games due to illness; played in all 12 games as a true freshman in 2016, normally as blocking tight end.
	58	Madison Akamnonu	6-5	320	So-1L	Started each of the first two games of the season at left tackle; has nine starts over his career on the offensive line.
LG	77	Jacob Hines	6-5	320	Jr-TR	Made his Red Raider debut as the starter at right guard in the opener; helped lead Long Beach C.C. to 9-2 record in 2016.
	54	Jajuan Dulaney	6-4	305	Sr-TR	Graduate transfer from Maryland who appeared in 13 games over the last two seasons for the Terrapins.
C	76	Paul Stawarz	6-6	295	Jr-1L	Made the move to center last spring after playing both left guard and right guard as a sophomore in 2016.
	51	Tony Morales	6-3	290	Sr-2L	Entering his seventh year at Tech after suffering four season-ending injuries early in career; Started all 12 games in 2016.
RG	56	Jack Anderson	6-5	320	Fr-HS	True freshman made his first career start in his collegiate debut vs. E. Washington; ranked 42nd recruit on ESPN 300 list.
	70	Dwayne Johnson, Jr.	6-4	310	Sr-TR	Graduate transfer from Nebraska; quickly earned the nickname "The Rock" from teammates and coaches after his arrival.
RT	78	Terence Steele	6-6	320	So-1L	Started all 12 games in 2016, 11 of which came at left tackle; started at right tackle in season opener vs. E. Washington.
	71	Bailey Smith	6-5	300	So-1L	Saw playing time late in his 2016 true freshman year, including a start at LG vs. Iowa State; played in four career games.
QB	16	Nic Shimonek	6-3	225	Sr-2L	Coming off a 543 yard, six touchdown performance against Arizona State; completed 78.8 percent of his passes this season.
	6	McLane Carter	6-3	215	So-TR	Tyler J.C. transfer who completed all three pass attempts vs. E. Washington for 49 yards and a touchdown.
RB	4	Justin Stockton	5-10	205	Sr-3L	Recorded a career-high two rushing TDs in season opener vs. EWU; fourth on the team with 151 all-purpose yards.
	32	Desmond Nisby	6-1	235	Jr-TR	Made quite the debut against E. Washington, leading the Red Raiders with 57 rushing yards on just six carries.
-or-	27	Demarcus Felton	5-7	205	Jr-2L	Rushed for 27 yards and four TDs as a sophomore in 2016; opened 2017 season with 30 yards on six carries vs. EWU.
X	11	Derrick Willies	6-4	210	Sr-1L	Put together his best performance of his career vs. Eastern Washington with five catches for 126 yards and a touchdown.
	1	Quan Shorts	6-2	195	So-1L	Caught a TD pass in two of last three games - vs. Baylor (2016) & vs. E. Washington (2017); hauled in 22-yard TD vs EWU.
H	13	Cameron Batson	5-9	175	Sr-3L	Named a team captain for 2017 season; made a #SCTop10 move to record a touchdown vs. Arizona State.
	20	JoJo Robinson	5-11	195	Jr-TR	Caught one pass for seven yards in debut as a Red Raider vs. EWU; transferred to Tech from Independence C.C. and Arkansas.
Y	2	Keke Coutee	5-11	180	Jr-2L	Biletznikoff candidate who caught a career-high 12 passes for 186 yards and a touchdown versus Arizona State.
	88	Ja'Deion High	5-11	190	Sr-2L	Earned Big 12 Special Teams Player of the Week after blocking a crucial punt against Arizona State.
Z	14	Dylan Cantrell	6-3	220	Sr-3L	Named a team captain prior to the season; recorded a career-high 160 yards through the air against Arizona State.
	9	T.J. Vasher	6-6	190	Fr-RS	Earned a medical redshirt after playing in just one game in 2016; caught one pass for 11 yards in win over E. Washington.

DEFENSE

END	52	Zach Barnes	6-3	260	Sr-3L	Started each of the first two games this season at defensive end; matched his career high with four tackles vs Arizona State.
	53	Eli Howard	6-4	265	So-SQ	Registered four tackles and a sack vs. Arizona State; sat out 2016 season after transferring to Tech from North Texas.
N	99	Mychealon Thomas	6-2	320	Sr-1L	Recorded a career-high four tackles, including a sack, versus Arizona State; one of three Butler C.C. transfers on defense.
	98	Nick McCann	6-2	310	Fr-RS	Saw his first career playing time in season opener vs. E. Washington; No. 6 player in state of Arkansas in 2016 signing class.
T	96	Broderick Washington, Jr.	6-3	295	So-1L	Strong leader who earned praise from teammates and coaches; matched career high with three tackles vs. Arizona State.
	90	Quentin Yontz	6-2	260	Jr-TR	Made his Red Raider debut with one tackle, which went for a loss, against E. Washington; transfer from Fullerton College.
RUSH	94	Lonzell Gilmore	6-3	260	So-1L	Received praise from coaching staff for development over spring and summer; matched career high with 3 tackles vs. EWU.
	13	Kolin Hill	6-2	245	Jr-1L	Recorded a career high 2.0 tackles for a loss in season opener vs. E. Washington; started in 11 games for Tech in 2016.
	9	Tony Jones	6-2	225	Jr-TR	Became the first Red Raider since 2015 to record a sack and an interception during his Tech debut vs. Eastern Washington.
WILL	40	Dakota Allen	6-1	235	Jr-TR	Totaled nine tackles against Arizona State, his most since returning to Texas Tech; was Tech's second-leading tackler in 2015.
	33	Brayden Stringer	6-2	220	So-1L	Matched his career high with five tackles in season opener vs. E. Washington; played in 11 games as true freshman in 2016.
MIKE	1	Jordyn Brooks	6-1	240	So-1L	Led the Red Raiders with a team-high 13 tackles vs. ASU; led the Red Raiders with 86 tackles as true freshman in 2016.
	18	Christian Taylor	6-1	220	So-1L	Combined for a tackle for a loss in season opener vs. E. Washington; played in five games as a redshirt freshman in 2016.
NB	25	Douglas Coleman III	6-1	185	So-1L	Recovered fumble in EWU win and then had four tackles vs ASU; was second among Tech freshmen with 26 tackles in 2016.
	31	Justus Parker	6-0	210	So-RS	Has a tackle and pass breakup through two games this season; sat out 2016 season after transferring from Texas Lutheran.
LC	5	Octavious Morgan	6-0	205	Jr-TR	Recorded a season-high six tackles in the win over Arizona State; one of three Butler Community College transfers.
	28	Jaylon Lane	6-2	190	Jr-TR	Made his first career start vs Arizona St. where he had four tackles, including one for a loss; transfer from Independence C.C.
LS	15	Vaughnte Dorsey	5-11	200	Jr-TR	Hard-hitter who had three tackles in Red Raider debut vs. E. Washington; transfer from Gulf Coast Community College.
	21	Kisean Allen	5-11	180	Jr-2L	Started in each of the final nine games of the 2016 season; seen action in 17 games over the last two years at safety.
RS	7	Jah'Shawn Johnson	5-10	185	Jr-2L	Has forced a fumble in four of his last six games dating back to last season; posted 12 tackles in win over Arizona State.
	22	Trevor Walker	6-0	190	Sr-TR	Graduate transfer from Washington, who played in every game of the Huskies' College Football Playoff run in 2016.
RC	4	Desmon Smith	6-2	190	So-1L	Totaled two tackles vs. E. Washington before missing ASU game; totaled 16 tackles as a true freshman in 2016.
	3	D.J. Polite-Bray	6-0	190	Sr-3L	Posted three tackles vs. E. Washington and one vs. ASU; in third full season as a DB after beginning career as a wideout.

SPECIAL TEAMS

LS	48	Kyle Heffron	6-0	215	Sr-1L	Beginning his second season as Tech's primary deep snapping specialist.
	43	Noah Hess	6-2	195	So-SQ	Earned the backup role beginning with the 2016 season; redshirted 2015 campaign out of Cy Fair High School.
PK	96	Clayton Hatfield	5-10	185	Jr-2L	Preseason candidate for the Lou Graza Award; has made 90 percent (27-of-30) of field goal attempts over his career.
	49	Michael Barden	5-11	180	Jr-2L	Served as Tech's primary punter in 2016; recorded a touchback in 9-of-18 kickoffs so far this season.
P	85	Dominic Panazzolo	6-5	210	Jr-TR	Dropped two punts inside the 10 during his Red Raider debut vs. E. Washington; Australian native who arrived last January.
	37	John DeLaGarza	6-2	200	Fr-RS	Made Red Raider debut as the holder vs. Eastern Washington; earned praise for his punting ability during spring practices.
KO	49	Michael Barden	5-11	180	Jr-2L	Recorded a touchback in 9-of-18 kickoffs this season; notched touchbacks in 40-of-63 kickoffs over his career.
	37	John DeLaGarza	6-2	200	Fr-RS	Made Red Raider debut as the holder vs. Eastern Washington; earned praise for his punting ability during spring practices.
KR	2	Keke Coutee	5-11	180	Jr-2L	Has yet to return a kick so far this season as all have gone for touchbacks; averaged 16.2 yards as a sophomore in 2016.
	13	Cameron Batson	5-9	175	Sr-3L	Returned eight kicks over his career, including six during the 2016 season; averaging 13.6 yards a return over his career.
PR	13	Cameron Batson	5-9	175	Sr-3L	Averaged four yards a return in his three punts against ASU; averaged a career-best 9.6 yards a return as a junior in 2016.
	2	Keke Coutee	5-11	180	Jr-2L	Recorded just one punt return over his career, which came on a 15-yard run at Kansas State in 2016.
H	37	John DeLaGarza	6-2	200	Fr-RS	Took over holder duties from Cameron Batson this fall; made Red Raider debut vs. Eastern Washington.

INDIVIDUAL CAREER HIGHS/STATS (Alphabetical Order by Position Group)

QUARTERBACKS



MCLANE CARTER **6**

QB | 6-3 | 215 | So-TR

Gilmer, Texas | Gilmer H.S. | Tyler J.C.

2017 GAME-BY-GAME

Opponent	GP/GS	Comp	Att	TD	INT	Yds	Lg	Run	Yds	TD	LG
E. Washington	1/0	3	3	1	0	49	22	1	9	0	9
Arizona St.	--	--	--	DID	NOT	PLAY	--	--	--	--	--
Houston	--	--	--	--	--	--	--	--	--	--	--
Oklahoma St.	--	--	--	--	--	--	--	--	--	--	--
Kansas	--	--	--	--	--	--	--	--	--	--	--
West Virginia	--	--	--	--	--	--	--	--	--	--	--
Iowa State	--	--	--	--	--	--	--	--	--	--	--
Oklahoma	--	--	--	--	--	--	--	--	--	--	--
Kansas State	--	--	--	--	--	--	--	--	--	--	--
Baylor	--	--	--	--	--	--	--	--	--	--	--
TCU	--	--	--	--	--	--	--	--	--	--	--
Texas	--	--	--	--	--	--	--	--	--	--	--
Totals	1/0	3	3	1	0	49	22	1	9	0	9

SINGLE-GAME CAREER HIGHS

Total Touchdowns	1, vs. Eastern Washington (2017)
Pass Completions	3, vs. Eastern Washington (2017)
Pass Attempts	3, vs. Eastern Washington (2017)
Pass Yards	49, vs. Eastern Washington (2017)
Pass Touchdowns	1, vs. Eastern Washington (2017)
Longest pass	22, vs. Eastern Washington (2017)
Had Intercepted	None
Total Offense Attempts	4, vs. Eastern Washington (2017)
Total Offense Yards	58, vs. Eastern Washington (2017)
Rush Attempts	1, vs. Eastern Washington (2017)
Rush Yards	9, vs. Eastern Washington (2017)
Rush Touchdowns	None
Long Rush	9, vs. Eastern Washington (2017)

* Indicates most recent high



JETT DUFFEY **7**

QB | 6-1 | 200 | Fr-RS

Mansfield, Texas | Lake Ridge H.S.

2017 GAME-BY-GAME

Opponent	GP/GS	Comp	Att	TD	INT	Yds	Lg	Run	Yds	TD	LG
E. Washington	1/0	2	2	0	0	16	13	4	6	0	12
Arizona St.	--	--	--	DID	NOT	PLAY	--	--	--	--	--
Houston	--	--	--	--	--	--	--	--	--	--	--
Oklahoma St.	--	--	--	--	--	--	--	--	--	--	--
Kansas	--	--	--	--	--	--	--	--	--	--	--
West Virginia	--	--	--	--	--	--	--	--	--	--	--
Iowa State	--	--	--	--	--	--	--	--	--	--	--
Oklahoma	--	--	--	--	--	--	--	--	--	--	--
Kansas State	--	--	--	--	--	--	--	--	--	--	--
Baylor	--	--	--	--	--	--	--	--	--	--	--
TCU	--	--	--	--	--	--	--	--	--	--	--
Texas	--	--	--	--	--	--	--	--	--	--	--
Totals	1/0	2	2	0	0	16	13	4	6	0	12

SINGLE-GAME CAREER HIGHS

Total Touchdowns	None
Pass Completions	2, vs. Eastern Washington (2017)
Pass Attempts	2, vs. Eastern Washington (2017)
Pass Yards	16, vs. Eastern Washington (2017)
Pass Touchdowns	None
Longest pass	16, vs. Eastern Washington (2017)
Had Intercepted	None
Total Offense Attempts	6, vs. Eastern Washington (2017)
Total Offense Yards	22, vs. Eastern Washington (2017)
Rush Attempts	4, vs. Eastern Washington (2017)
Rush Yards	6, vs. Eastern Washington (2017)
Rush Touchdowns	None
Long Rush	9, vs. Eastern Washington (2017)

* Indicates most recent high



NIC SHIMONEK **16**

QB | 6-3 | 225 | Sr-2L

Mildred, Texas | Mildred H.S. | Iowa

2017 GAME-BY-GAME

Opponent	GP/GS	Comp	Att	TD	INT	Yds	Lg	Run	Yds	TD	LG
E. Washington	1/1	26	30	3	0	384	75	2	-19	0	0
Arizona St.	2/2	37	50	6	0	543	47	4	-24	0	1
Houston	--	--	--	--	--	--	--	--	--	--	--
Oklahoma St.	--	--	--	--	--	--	--	--	--	--	--
Kansas	--	--	--	--	--	--	--	--	--	--	--
West Virginia	--	--	--	--	--	--	--	--	--	--	--
Iowa State	--	--	--	--	--	--	--	--	--	--	--
Oklahoma	--	--	--	--	--	--	--	--	--	--	--
Kansas State	--	--	--	--	--	--	--	--	--	--	--
Baylor	--	--	--	--	--	--	--	--	--	--	--
TCU	--	--	--	--	--	--	--	--	--	--	--
Texas	--	--	--	--	--	--	--	--	--	--	--
Totals	2/2	63	80	9	0	927	75	6	-43	0	1

CAREER STATS

PASSING	G	Att	Cmp	Int	Yds	TD	Lg	Pct	Avg/G	Effc
2015	2	2	1	0	18	0	18	50.0	9.0	125.6
2016	4	58	38	1	464	6	59	65.5	116.0	163.4
2017	2	63	80	0	927	9	75	78.8	463.5	213.2
TOTAL	8	123	119	1	1409	15	75	72.9	176.1	191.3

TOTAL OFFENSE

	G	Rush	Pass	Total	Avg/G
2015	2	0	18	18	9.0
2016	4	-31	464	433	108.2
2017	2	-43	927	884	442.0
TOTAL	7	-74	1409	1335	166.9

SINGLE-GAME CAREER HIGHS

Total Touchdowns	6, vs. Arizona State (2017)
Pass Completions	37, vs. Arizona State (2017)
Pass Attempts	50, vs. Arizona State (2017)
Pass Yards	543, vs. Arizona State (2017)
Pass Touchdowns	6, vs. Arizona State (2017)
Longest pass	75, vs. Eastern Washington (2017)
Had Intercepted	1, vs. Stephen F. Austin (2016)
Total Offense Attempts	54, vs. Arizona State (2017)
Total Offense Yards	519, vs. Arizona State (2017)
Rush Attempts	4, vs. Arizona State (2017)
Rush Yards	-2, vs. Kansas (2016)
Rush Touchdowns	None
Long Rush	1, vs. Arizona State (2017)

* Indicates most recent high

IN THE RANKINGS

CATEGORY	Stat	FBS Rank	Big 12 Rank
Completion Percentage	78.8%	3	1
Completions Per Game	31.5	5	1
Passing Efficiency	213.2	4	2
Passing TDs	9	8	4
Passing Yards	927	17	6
Passing Yards Per Game	463.5	1	1
Passng Yards Per Completion	14.71	19	5
Points Responsible For	54	13	4
Points Responsible For Per Game	27.0	2	1
Total Offense	442.0	2	1
Yards Per Pass Attempt	11.59	5	3

RUNNING BACKS



DEMARCUS FELTON **27**

RB | 5-7 | 205 | Jr-2L

Houston, Texas | Dekaney H.S.

2017 GAME-BY-GAME

Opponent	GP/GS	Rush	Yds	TD	LG	Rec	Yds	TD	LG
E. Washington	1/0	6	30	0	11	0	0	0	0
Arizona St.	2/0	0	0	0	0	0	0	0	0
Houston	--	--	--	--	--	--	--	--	--
Oklahoma St.	--	--	--	--	--	--	--	--	--
Kansas	--	--	--	--	--	--	--	--	--
West Virginia	--	--	--	--	--	--	--	--	--
Iowa State	--	--	--	--	--	--	--	--	--
Oklahoma	--	--	--	--	--	--	--	--	--
Kansas State	--	--	--	--	--	--	--	--	--
Baylor	--	--	--	--	--	--	--	--	--
TCU	--	--	--	--	--	--	--	--	--
Texas	--	--	--	--	--	--	--	--	--
Totals	2/0	6	30	0	11	0	0	0	0

CAREER STATS

RUSHING	G	Att	Yds	TD	Lg	Avg/C	Avg/G
2015	13	6	73	1	53	12.2	5.6
2016	11	64	354	3	31	5.5	32.2
2017	2	6	30	0	11	5.0	15.0
TOTAL	26	76	457	4	53	6.0	17.6

KICK RETURNS

	G	No.	Yds	TD	Lg	Avg/R	Avg/G
2015	13	0	0	0	0	0.0	0.0
2016	11	2	27	0	14	13.5	2.5
2017	2	0	0	0	0	0.0	0.0
TOTAL	26	2	27	0	14	13.5	1.0

ALL PURPOSE

	G	Rush	Rec	PR	KR	IR	Tot.	Avg/G
2015	13	73	0	0	0	0	73	5.6
2016	11	354	31	0	27	0	412	37.5
2017	2	30	0	0	0	0	30	15.0
TOTAL	26	457	31	0	27	0	515	19.8

SINGLE-GAME CAREER HIGHS

Touchdowns	2, vs. Louisiana Tech (2016)
Rush Attempts	16, vs. Louisiana Tech (2016)
Rush Yards	123, vs. Louisiana Tech (2016)
Rush TDs	2, vs. Louisiana Tech (2016)
Longest Rush	53, vs. Iowa State (2015)
Receptions	2, vs. Kansas (2016)
Receiving Yards	13, vs. Kansas (2016)
Receiving Touchdowns	None
Long Reception	10, vs. Kansas (2016)
All-Purpose Yards	123, vs. Louisiana Tech (2016)
Kick Returns	3, at Kansas State (2016)
Kick Return Yards	26, at Kansas State (2016)
Long Kick Return	14, at Kansas State (2016)

* Indicates most recent high



TRE KING

RB | 5-11 | 190 | Jr-TR
Wichita, Kan. | Heights H.S.
Hutchinson C.C.

24

2017 GAME-BY-GAME

Opponent	GP/GS	Rush	Yds	TD	LG	Rec	Yds	TD	LG
E. Washington	1/0	4	17	1	9	2	16	0	10
Arizona St.	2/0	1	4	0	4	0	0	0	0
Houston	--	--	--	--	--	--	--	--	--
Oklahoma St.	--	--	--	--	--	--	--	--	--
Kansas	--	--	--	--	--	--	--	--	--
West Virginia	--	--	--	--	--	--	--	--	--
Iowa State	--	--	--	--	--	--	--	--	--
Oklahoma	--	--	--	--	--	--	--	--	--
Kansas State	--	--	--	--	--	--	--	--	--
Baylor	--	--	--	--	--	--	--	--	--
TCU	--	--	--	--	--	--	--	--	--
Texas	--	--	--	--	--	--	--	--	--
Totals	2/0	5	21	1	9	2	16	0	10

SINGLE-GAME CAREER HIGHS

Touchdowns	1, vs. Eastern Washington (2017)
Rush Attempts	4, vs. Eastern Washington (2017)
Rush Yards	17, vs. Eastern Washington (2017)
Rush TDs	1, vs. Eastern Washington (2017)
Longest Rush	9, vs. Eastern Washington (2017)
Receptions	2, vs. Eastern Washington (2017)
Receiving Yards	16, vs. Eastern Washington (2017)
Receiving Touchdowns	None
Long Reception	10, vs. Eastern Washington (2017)
All-Purpose Yards	33, vs. Eastern Washington (2017)

* Indicates most recent high



DESMOND NISBY

RB | 6-1 | 235 | Jr-TR
Vallejo, Calif. | Vallejo H.S.
Diablo Valley College

32

2017 GAME-BY-GAME

Opponent	GP/GS	Rush	Yds	TD	LG	Rec	Yds	TD	LG
E. Washington	1/0	6	57	0	20	0	0	0	0
Arizona St.	2/0	9	45	0	15	0	0	0	0
Houston	--	--	--	--	--	--	--	--	--
Oklahoma St.	--	--	--	--	--	--	--	--	--
Kansas	--	--	--	--	--	--	--	--	--
West Virginia	--	--	--	--	--	--	--	--	--
Iowa State	--	--	--	--	--	--	--	--	--
Oklahoma	--	--	--	--	--	--	--	--	--
Kansas State	--	--	--	--	--	--	--	--	--
Baylor	--	--	--	--	--	--	--	--	--
TCU	--	--	--	--	--	--	--	--	--
Texas	--	--	--	--	--	--	--	--	--
Totals	2/0	15	102	0	20	0	0	0	0

SINGLE-GAME CAREER HIGHS

Touchdowns	None
Rush Attempts	9, vs. Arizona State (2017)
Rush Yards	57, vs. Eastern Washington (2017)
Rush TDs	None
Longest Rush	20, vs. Eastern Washington (2017)
Receptions	None
Receiving Yards	None
Receiving Touchdowns	None
Long Reception	None
All-Purpose Yards	57, vs. Eastern Washington (2017)

* Indicates most recent high



JUSTIN STOCKTON

RB | 5-10 | 205 | Sr-3L
Cibolo, Texas | Steele H.S.

4

2017 GAME-BY-GAME

Opponent	GP/GS	Rush	Yds	TD	LG	Rec	Yds	TD	LG
E. Washington	1/1	8	47	2	25	1	1	0	1
Arizona St.	2/2	12	48	0	8	0	0	0	0
Houston	--	--	--	--	--	--	--	--	--
Oklahoma St.	--	--	--	--	--	--	--	--	--
Kansas	--	--	--	--	--	--	--	--	--
West Virginia	--	--	--	--	--	--	--	--	--
Iowa State	--	--	--	--	--	--	--	--	--
Oklahoma	--	--	--	--	--	--	--	--	--
Kansas State	--	--	--	--	--	--	--	--	--
Baylor	--	--	--	--	--	--	--	--	--
TCU	--	--	--	--	--	--	--	--	--
Texas	--	--	--	--	--	--	--	--	--
Totals	2/2	20	95	2	25	1	1	0	1

CAREER STATS

RUSHING	G	Att	Yds	TD	Lg	Avg/C	Avg/G
2014	12	48	396	4	75	8.2	33.0
2015	13	61	367	5	54	6.0	28.2
2016	11	53	154	1	11	2.9	14.0
2017	2	20	95	2	25	4.8	47.5
TOTAL	38	182	1011	12	75	5.6	26.6

RECEIVING	G	Rec	Yds	TD	Lg	Rec/G	Avg/C	Avg/G
2014	12	12	76	1	17	1.0	6.3	6.3
2015	13	22	341	6	50	1.7	15.5	26.2
2016	11	21	220	2	75	1.9	10.5	20.0
2017	1	1	1	0	1	1.0	1.0	1.0
TOTAL	38	61	694	9	75	1.6	11.4	18.3

KICK RETURNS	G	No.	Yds	TD	Lg	Avg/R	Avg/G
2014	12	16	259	0	30	16.2	21.6
2015	13	3	25	0	15	8.3	1.9
2016	11	0	0	0	0	0.0	0.0
2017	1	0	0	0	0	0.0	0.0
TOTAL	38	19	284	0	30	14.9	7.5

ALL PURPOSE	G	Rush	Rec	PR	KR	IR	Tot.	Avg/G
2014	12	396	76	0	259	0	731	60.9
2015	13	367	341	0	25	0	733	56.4
2016	11	154	220	0	0	0	374	34.0
2017	1	47	1	0	0	0	48	48.0
TOTAL	38	1011	694	0	284	0	1989	52.3

SINGLE-GAME CAREER HIGHS

Touchdowns	3, vs. Kansas State (2015)
Rush Attempts	12, vs. Arizona State (2017)
Rush Yards	135, at UTEP (2014)
Rush TDs	2, vs. Eastern Washington (2017)
Longest Rush	75, at UTEP (2014)
Receptions	5, 3x, vs. Arizona State (2017)*
Receiving Yards	95, at Arizona State (2016)*
Receiving Touchdowns	2, vs. Kansas State (2015)
Long Reception	75, at Arizona State (2016)
All-Purpose Yards	135, at UTEP (2014)
Kick Returns	6, vs. Baylor (2014)
Kick Return Yards	105, vs. Baylor (2014)
Long Kick Return	30, vs. Baylor (2014)

* Indicates most recent high

WIDE RECEIVERS



CAMERON BATSON 13

WR | 5-9 | 175 | Sr-3L
Oklahoma City, Okla. | Millwood H.S.

2017 GAME-BY-GAME

Opponent	GP/GS	Rec	Yds	TD	Avg	LG	Rush	Yds	TD
E. Washington	1/1	6	53	0	8.8	18	0	0	0
Arizona St.	2/2	6	59	1	9.8	16	0	0	0
Houston	--	--	--	--	--	--	--	--	--
Oklahoma St.	--	--	--	--	--	--	--	--	--
Kansas	--	--	--	--	--	--	--	--	--
West Virginia	--	--	--	--	--	--	--	--	--
Iowa State	--	--	--	--	--	--	--	--	--
Oklahoma	--	--	--	--	--	--	--	--	--
Kansas State	--	--	--	--	--	--	--	--	--
Baylor	--	--	--	--	--	--	--	--	--
TCU	--	--	--	--	--	--	--	--	--
Texas	--	--	--	--	--	--	--	--	--
Totals	2/2	12	112	1	9.3	18	0	0	0

CAREER STATS

RECEIVING	G	Rec	Yds	TD	Lg	Rec/G	Avg/C	Avg/G
2014	12	9	41	0	12	0.8	4.6	3.4
2015	13	29	327	1	45	2.2	11.3	25.2
2016	12	60	644	8	66	5.0	10.7	53.7
2017	2	12	112	1	18	6.0	9.3	56.0
TOTAL	39	110	1124	10	66	2.8	10.2	28.8

PUNT RETURNS	G	No.	Yds	TD	Lg	Avg/R	Avg/G
2014	12	18	65	0	18	3.6	5.4
2015	13	13	81	0	14	6.2	6.2
2016	12	17	157	0	33	9.2	13.1
2017	2	3	12	0	8	4.0	6.0
TOTAL	39	51	315	0	33	6.2	8.1

KICK RETURNS	G	No.	Yds	TD	Lg	Avg/R	Avg/G
2014	12	0	0	0	0	0.0	0.0
2015	13	2	16	0	11	8.0	1.2
2016	12	6	93	0	27	15.5	7.8
2017	2	0	0	0	0	0.0	0.0
TOTAL	39	8	109	0	27	13.6	2.8

ALL PURPOSE	G	Rush	Rec	PR	KR	IR	Tot.	Avg/G
2014	12	0	41	65	0	0	106	8.8
2015	13	2	327	81	16	0	426	32.8
2016	12	4	644	157	93	0	898	74.8
2017	2	0	112	12	0	0	124	62.0
TOTAL	39	6	1124	315	109	0	1,554	39.8

SINGLE-GAME CAREER HIGHS

Receptions	9, twice, vs. Oklahoma (2016)*
Receiving Yards	148, at Arizona State (2016)
Receiving Touchdowns	2, vs. Texas (2016)
Long Reception	66 yards, at Arizona State (2016)
All-Purpose Yards	148, at Arizona State (2016)
Punt Returns	4, 3x, vs. Stephen F. Austin (2016)*
Punt Return Yards	75, vs. Stephen F. Austin (2016)
Long Punt Return	33, vs. Stephen F. Austin (2016)

* Indicates most recent high

IN THE RANKINGS

CATEGORY	Stat	FBS Rank	Big 12 Rank
Punt Returns	4.0	51	4
Receptions Per Game	6.0	36	4

**DYLAN CANTRELL 14**

WR | 6-3 | 220 | Sr-3L

Whitehouse, Texas | Whitehouse H.S.

2017 GAME-BY-GAME

Opponent	GP/GS	Rec	Yds	TD	Avg	LG	Rush	Yds	TD
E. Washington	1/1	4	35	0	8.8	13	0	0	0
Arizona St.	2/2	8	160	2	20.0	35	1	3	1
Houston	--	--	--	--	--	--	--	--	--
Oklahoma St.	--	--	--	--	--	--	--	--	--
Kansas	--	--	--	--	--	--	--	--	--
West Virginia	--	--	--	--	--	--	--	--	--
Iowa State	--	--	--	--	--	--	--	--	--
Oklahoma	--	--	--	--	--	--	--	--	--
Kansas State	--	--	--	--	--	--	--	--	--
Baylor	--	--	--	--	--	--	--	--	--
TCU	--	--	--	--	--	--	--	--	--
Texas	--	--	--	--	--	--	--	--	--
Totals	2/2	12	195	2	14.4	35	1	3	1

CAREER STATS

RECEIVING	G	Rec	Yds	TD	Lg	Rec/G	Avg/C	Avg/G
2013	11	9	70	1	16	0.8	7.8	6.4
2014	12	20	312	2	40	1.7	15.6	26.0
2016	10	58	675	8	54	5.8	11.6	67.5
2017	2	12	195	2	35	6	14.4	97.5
TOTAL	35	99	1252	13	54	2.8	12.6	35.8

SINGLE-GAME CAREER HIGHS

Touchdowns	3, vs. Arizona State (2017)
Receptions	11, at Kansas State (2016)
Receiving Yards	160, vs. Arizona State (2017)
Receiving Touchdowns	2, vs. Baylor (2016)
Long Reception	54, vs. Stephen F. Austin (2016)
All-Purpose Yards	163, vs. Arizona State (2017)

* Indicates most recent high

IN THE RANKINGS

CATEGORY	Stat	FBS Rank	Big 12 Rank
Receiving Yards Per Game	97.5	25	6
Receptions Per Game	6.0	36	4
Scoring	9.0	51	5

**KEKE COUTEE 2**

WR | 5-11 | 180 | Jr-2L

Lufkin, Texas | Lufkin H.S.

2017 GAME-BY-GAME

Opponent	GP/GS	Rec	Yds	TD	Avg	LG	Rush	Yds	TD
E. Washington	1/1	5	99	2	19.8	68	0	0	0
Arizona St.	2/2	12	186	1	15.5	47	0	0	0
Houston	--	--	--	--	--	--	--	--	--
Oklahoma St.	--	--	--	--	--	--	--	--	--
Kansas	--	--	--	--	--	--	--	--	--
West Virginia	--	--	--	--	--	--	--	--	--
Iowa State	--	--	--	--	--	--	--	--	--
Oklahoma	--	--	--	--	--	--	--	--	--
Kansas State	--	--	--	--	--	--	--	--	--
Baylor	--	--	--	--	--	--	--	--	--
TCU	--	--	--	--	--	--	--	--	--
Texas	--	--	--	--	--	--	--	--	--
Totals	2/2	17	285	3	17.7	68	0	0	0

CAREER STATS

RECEIVING	G	Rec	Yds	TD	Lg	Rec/G	Avg/C	Avg/G
2015	13	11	105	0	23	0.8	9.5	8.1
2016	12	55	890	7	80	4.6	16.2	74.2
2017	2	17	285	3	68	8.5	17.7	142.5
TOTAL	27	83	1280	10	80	3.1	15.4	47.4

KICK RETURNS	G	No.	Yds	TD	Lg	Avg/R	Avg/G
2015	13	0	0	0	0	0.0	0.0
2016	12	6	97	0	24	16.2	8.1
2017	1	0	0	0	0	0.0	0.0
TOTAL	27	6	97	0	24	16.2	3.6

ALL PURPOSE	G	Rush	Rec	PR	KR	IR	Tot.	Avg/G
2015	13	0	105	0	0	0	105	8.1
2016	12	2	890	14	97	0	1003	83.6
2017	1	0	99	0	0	0	99	99.0
TOTAL	27	2	1280	14	97	0	1393	51.6

SINGLE-GAME CAREER HIGHS

Touchdowns	2, 3x, vs. Eastern Washington (2017)*
Receptions	12, vs. Arizona State (2017)
Receiving Yards	221, vs. Baylor (2016)
Receiving Touchdowns	2, 3x, vs. Eastern Washington (2017)*
Long Reception	68, vs. Eastern Washington (2017)
Rush Attempts	1, vs. Stephen F. Austin (2016)
Rush Yards	6, vs. Stephen F. Austin (2016)
Rush Touchdowns	1, vs. Stephen F. Austin (2016)
All-Purpose Yards	221, vs. Baylor (2016)
Kick Returns	2, vs. Texas (2016)
Kick Return Yards	36, vs. Texas (2016)
Long Kick Return	24, vs. Texas (2016)

* Indicates most recent high

IN THE RANKINGS

CATEGORY	Stat	FBS Rank	Big 12 Rank
All-Purpose Yards	142.5	27	1
Receiving Touchdowns	3	20	3
Receiving Yards	285	25	5
Receiving Yards Per Game	142.5	1	1
Receptions Per Game	8.5	9	1
Scoring	9.0	51	5
Total Touchdowns	3	75	5
Yards Per Reception	16.76	82	12

**JA'DEION HIGH 88**

WR | 5-11 | 190 | Sr-2L

Hereford, Texas | Hereford H.S.

2017 GAME-BY-GAME

Opponent	GP/GS	Rec	Yds	TD	Avg	LG	Rush	Yds	TD
E. Washington	1/0	2	35	0	17.5	38	0	0	0
Arizona St.	2/0	0	0	0	0	0	0	0	0
Houston	--	--	--	--	--	--	--	--	--
Oklahoma St.	--	--	--	--	--	--	--	--	--
Kansas	--	--	--	--	--	--	--	--	--
West Virginia	--	--	--	--	--	--	--	--	--
Iowa State	--	--	--	--	--	--	--	--	--
Oklahoma	--	--	--	--	--	--	--	--	--
Kansas State	--	--	--	--	--	--	--	--	--
Baylor	--	--	--	--	--	--	--	--	--
TCU	--	--	--	--	--	--	--	--	--
Texas	--	--	--	--	--	--	--	--	--
Totals	2/0	2	35	0	17.5	38	0	0	0

CAREER STATS

RECEIVING	G	Rec	Yds	TD	Lg	Rec/G	Avg/C	Avg/G
2014	4	0	0	0	0	0.0	0.0	0.0
2015	9	8	111	0	31	0.9	13.9	12.3
2016	3	6	54	1	15	2.0	9.0	18.0
2017	2	2	35	0	38	2.0	17.5	35.0
TOTAL	18	16	200	1	38	0.9	12.5	11.1

SINGLE-GAME CAREER HIGHS

Touchdowns	1, vs. Stephen F. Austin (2016)
Receptions	6, vs. Stephen F. Austin (2016)
Receiving Yards	54, twice, vs. Stephen F. Austin (2016)*
Receiving Touchdowns	1, vs. Stephen F. Austin (2016)
Long Reception	49 yards, vs. Iowa State (2015)
All-Purpose Yards	54, twice, vs. Stephen F. Austin (2016)*
Blocked Punt	1, vs. Arizona State (2017)

* Indicates most recent high

**JOJO ROBINSON 20**

WR | 5-11 | 195 | Jr-TR

Miami, Fla. | Northwestern H.S.

Independence C.C.

2017 GAME-BY-GAME

Opponent	GP/GS	Rec	Yds	TD	Avg	LG	Rush	Yds	TD
E. Washington	1/0	1	7	0	7.0	7	0	0	0
Arizona St.	--	--	DID	NOT	PLAY	--	--	--	--
Houston	--	--	--	--	--	--	--	--	--
Oklahoma St.	--	--	--	--	--	--	--	--	--
Kansas	--	--	--	--	--	--	--	--	--
West Virginia	--	--	--	--	--	--	--	--	--
Iowa State	--	--	--	--	--	--	--	--	--
Oklahoma	--	--	--	--	--	--	--	--	--
Kansas State	--	--	--	--	--	--	--	--	--
Baylor	--	--	--	--	--	--	--	--	--
TCU	--	--	--	--	--	--	--	--	--
Texas	--	--	--	--	--	--	--	--	--
Totals	1/0	1	7	0	7.0	7	0	0	0

SINGLE-GAME CAREER HIGHS

Touchdowns	None
Receptions	1, vs. Eastern Washington (2017)
Receiving Yards	7, vs. Eastern Washington (2017)
Receiving Touchdowns	None
Long Reception	7, vs. Eastern Washington (2017)
All-Purpose Yards	7, vs. Eastern Washington (2017)

* Indicates most recent high

**QUAN SHORTS 1**

WR | 6-2 | 195 | So-1L

Humble, Texas | Atascocita H.S.

2017 GAME-BY-GAME

Opponent	GP/GS	Rec	Yds	TD	Avg	LG	Rush	Yds	TD
E. Washington	1/0	2	30	1	15.0	22	0	0	0
Arizona St.	2/0	0	0	0	0	0	0	0	0
Houston	--	--	--	--	--	--	--	--	--
Oklahoma St.	--	--	--	--	--	--	--	--	--
Kansas	--	--	--	--	--	--	--	--	--
West Virginia	--	--	--	--	--	--	--	--	--
Iowa State	--	--	--	--	--	--	--	--	--
Oklahoma	--	--	--	--	--	--	--	--	--
Kansas State	--	--	--	--	--	--	--	--	--
Baylor	--	--	--	--	--	--	--	--	--
TCU	--	--	--	--	--	--	--	--	--
Texas	--	--	--	--	--	--	--	--	--
Totals	2/0	2	30	1	15.0	22	0	0	0

CAREER STATS

RECEIVING	G	Rec	Yds	TD	Lg	Rec/G	Avg/C	Avg/G
2016	5	5	124	1	81	1.0	24.8	24.8
2017	2	2	30	1	22	2.0	15.0	30.0
TOTAL	7	7	154	2	81	1.0	22.0	22.0

SINGLE-GAME CAREER HIGHS

Touchdowns	1, twice, vs. Eastern Washington (2017)*
Receptions	3, vs. Oklahoma (2016)
Receiving Yards	81, vs. Baylor (2016)
Receiving Touchdowns	1, twice, vs. Eastern Washington (2017)*
Long Reception	81, vs. Baylor (2016)
All-Purpose Yards	81, vs. Baylor (2016)

* Indicates most recent high



T.J. VASHER

WR | 6-6 | 190 | Fr-RS
Wichita Falls, Texas | Rider H.S.

9

2017 GAME-BY-GAME

Opponent	GP/GS	Rec	Yds	TD	Avg	LG	Rush	Yds	TD
E. Washington	1/0	1	11	0	11.0	11	0	0	0
Arizona St.	2/0	0	0	0	0	0	0	0	0
Houston	--	--	--	--	--	--	--	--	--
Oklahoma St.	--	--	--	--	--	--	--	--	--
Kansas	--	--	--	--	--	--	--	--	--
West Virginia	--	--	--	--	--	--	--	--	--
Iowa State	--	--	--	--	--	--	--	--	--
Oklahoma	--	--	--	--	--	--	--	--	--
Kansas State	--	--	--	--	--	--	--	--	--
Baylor	--	--	--	--	--	--	--	--	--
TCU	--	--	--	--	--	--	--	--	--
Texas	--	--	--	--	--	--	--	--	--
Totals	2/0	1	11	0	11.0	11	0	0	0

CAREER STATS

RECEIVING	G	Rec	Yds	TD	Lg	Rec/G	Avg/C	Avg/G
2016	1	2	9	0	6	2.0	4.5	9.0
2017	2	1	11	0	11	1.0	11.0	11.0
TOTAL	3	3	20	0	11	1.0	6.7	6.7

SINGLE-GAME CAREER HIGHS

Touchdowns	None
Receptions	2, vs. Stephen F. Austin (2016)
Receiving Yards	11, vs. Eastern Washington (2017)
Receiving Touchdowns	None
Long Reception	11, vs. Eastern Washington (2017)
All-Purpose Yards	11, vs. Eastern Washington (2017)

* Indicates most recent high



ANTOINE WESLEY

WR | 6-5 | 185 | So.-1L
Cibolo, Texas | Steele H.S.

22

2017 GAME-BY-GAME

Opponent	GP/GS	Rec	Yds	TD	Avg	LG	Rush	Yds	TD
E. Washington	1/0	1	13	0	13.0	13	0	0	0
Arizona St.	1/0	0	0	0	0	0	0	0	0
Houston	--	--	--	--	--	--	--	--	--
Oklahoma St.	--	--	--	--	--	--	--	--	--
Kansas	--	--	--	--	--	--	--	--	--
West Virginia	--	--	--	--	--	--	--	--	--
Iowa State	--	--	--	--	--	--	--	--	--
Oklahoma	--	--	--	--	--	--	--	--	--
Kansas State	--	--	--	--	--	--	--	--	--
Baylor	--	--	--	--	--	--	--	--	--
TCU	--	--	--	--	--	--	--	--	--
Texas	--	--	--	--	--	--	--	--	--
Totals	2/0	1	13	0	13.0	13	0	0	0

CAREER STATS

RECEIVING	G	Rec	Yds	TD	Lg	Rec/G	Avg/C	Avg/G
2016	4	0	0	0	0	0.0	0.0	0.0
2017	1	1	13	0	13	1.0	13.0	13.0
TOTAL	6	1	13	0	13	0.2	13.0	2.2

SINGLE-GAME CAREER HIGHS

Touchdowns	None
Receptions	1, vs. Eastern Washington (2017)
Receiving Yards	13, vs. Eastern Washington (2017)
Receiving Touchdowns	None
Long Reception	13, vs. Eastern Washington (2017)
All-Purpose Yards	13, vs. Eastern Washington (2017)

* Indicates most recent high



DERRICK WILLIES

WR | 6-4 | 210 | Sr-1L
San Bernardino, Calif. | Rock Island H.S.
Trinity Valley C.C.

11

2017 GAME-BY-GAME

Opponent	GP/GS	Rec	Yds	TD	Avg	LG	Rush	Yds	TD
E. Washington	1/1	4	126	1	31.5	75	0	0	0
Arizona St.	2/2	4	56	1	14.0	28	0	0	0
Houston	--	--	--	--	--	--	--	--	--
Oklahoma St.	--	--	--	--	--	--	--	--	--
Kansas	--	--	--	--	--	--	--	--	--
West Virginia	--	--	--	--	--	--	--	--	--
Iowa State	--	--	--	--	--	--	--	--	--
Oklahoma	--	--	--	--	--	--	--	--	--
Kansas State	--	--	--	--	--	--	--	--	--
Baylor	--	--	--	--	--	--	--	--	--
TCU	--	--	--	--	--	--	--	--	--
Texas	--	--	--	--	--	--	--	--	--
Totals	2/2	8	182	2	22.8	75	0	0	0

CAREER STATS

RECEIVING	G	Rec	Yds	TD	Lg	Rec/G	Avg/C	Avg/G
2016	8	18	288	2	59	2.2	16.0	36.0
2017	2	8	182	2	75	4.0	22.8	91.0
TOTAL	10	26	470	4	75	2.6	18.1	47.0

SINGLE-GAME CAREER HIGHS

Touchdowns	1, 4x, vs. Arizona State (2017)*
Receptions	4, 3x, vs. Arizona State (2017)*
Receiving Yards	126, vs. Eastern Washington (2017)
Receiving Touchdowns	1, 3x, vs. Eastern Washington (2017)*
Long Reception	75, vs. Eastern Washington (2017)
Rush Attempts	None
All-Purpose Yards	126, vs. Eastern Washington (2017)

* Indicates most recent high

IN THE RANKINGS

CATEGORY	Stat	FBS Rank	Big 12 Rank
Receiving Touchdowns	2	50	13
Receiving Yards	182	111	16
Receiving Yards Per Game	91.0	39	7
Yards Per Reception	22.75	23	5

DEFENSIVE LINE



ZACH BARNES

DL | 6-3 | 260 | Sr-3L
Loganville, Ga. | Grayson H.S.

52

2017 GAME-BY-GAME

Opponent	GP/GS	UA	A	TOT	SACKS-YDS	TFL-YDS	FF	FR	INT	QBH
E. Washington	1/1	0	0	0	0.0-0	0.0-0	0	0	0	0
Arizona St.	2/2	3	1	4	0.5-8	0.5-8	0	0	0	1
Houston	--	--	--	--	--	--	--	--	--	--
Oklahoma St.	--	--	--	--	--	--	--	--	--	--
Kansas	--	--	--	--	--	--	--	--	--	--
West Virginia	--	--	--	--	--	--	--	--	--	--
Iowa State	--	--	--	--	--	--	--	--	--	--
Oklahoma	--	--	--	--	--	--	--	--	--	--
Kansas State	--	--	--	--	--	--	--	--	--	--
Baylor	--	--	--	--	--	--	--	--	--	--
TCU	--	--	--	--	--	--	--	--	--	--
Texas	--	--	--	--	--	--	--	--	--	--
Totals	2/2	3	1	4	0.5-8.0	0.5-8.0	0	0	0	1

CAREER STATS

TACKLES	G	UA	A	Tot.	TFL	Yds	PD	FF	FR	Blkd	QBH
2013	5	2	0	2	0.0	0	0	0	1	0	0
2015	7	5	4	9	0.5	1	0	0	0	0	0
2016	10	7	4	11	1.5	6	0	1	0	0	1
2017	2	3	1	4	0.5	8	0	0	0	0	1
TOTAL	24	17	9	26	2.5	15	0	1	1	0	2

SACKS	G	UA	A	Total	Yds
2013	5	0	0	0.0	0
2015	7	0	1	0.5	1
2016	10	1	0	1.0	5
2017	2	0	1	0.5	8
TOTAL	24	1	2	2.0	14

SINGLE-GAME CAREER HIGHS

Tackles	4, twice, vs. Arizona State (2017)*
Tackles For Loss	1.0, vs. Stephen F. Austin (2015)
Sacks	1.0, vs. Stephen F. Austin (2015)
Interceptions	None
Fumbles Forced	1, vs. Stephen F. Austin (2015)
Fumbles Recovered	1, at Kansas (2013)
Quarterback Hurries	1, twice, Arizona State (2017)*
Pass Breakups	None

* Indicates most recent high



LONZELL GILMORE

DL | 6-3 | 260 | So-1L
Spring, Texas | Spring H.S.

94

2017 GAME-BY-GAME

Opponent	GP/GS	UA	A	TOT	SACKS-YDS	TFL-YDS	FF	FR	INT	QBH
E. Washington	1/1	3	0	3	0.0-0	1.0-2	0	0	0	0
Arizona St.	2/2	0	0	0	0.0-0	0	0	0	0	0
Houston	--	--	--	--	--	--	--	--	--	--
Oklahoma St.	--	--	--	--	--	--	--	--	--	--
Kansas	--	--	--	--	--	--	--	--	--	--
West Virginia	--	--	--	--	--	--	--	--	--	--
Iowa State	--	--	--	--	--	--	--	--	--	--
Oklahoma	--	--	--	--	--	--	--	--	--	--
Kansas State	--	--	--	--	--	--	--	--	--	--
Baylor	--	--	--	--	--	--	--	--	--	--
TCU	--	--	--	--	--	--	--	--	--	--
Texas	--	--	--	--	--	--	--	--	--	--
Totals	2/2	3	0	3	0-0.0	1.0-2	0	0	0	0

CAREER STATS

TACKLES	G	UA	A	Tot.	TFL	Yds	PD	FF	FR	Blkd	QBH
2016	12	4	2	6	1.0	7	0	0	0	1	0
2017	2	3	0	3	1.0	2	0	0	0	0	0
TOTAL	14	7	2	9	2.0	9	0	0	0	1	0

SINGLE-GAME CAREER HIGHS

SACKS	G	UA	A	Total	Yds
2016	12	1	0	1.0	7
2017	2	0	0	0.0	0
TOTAL	14	1	0	1.0	7

SINGLE-GAME CAREER HIGHS

Tackles	3, twice, vs. Eastern Washington (2017)*
Tackles For Loss	1.0, twice, vs. Eastern Washington (2017)*
Sacks	1.0, vs. Stephen F. Austin (2016)
Interceptions	None
Fumbles Forced	None
Fumbles Recovered	None
Quarterback Hurries	None
Pass Breakups	None
Blocked Kicks	1, vs. Stephen F. Austin (2016)

* Indicates most recent high

**KOLIN HILL****13**

DL | 6-2 | 245 | Jr-1L

Schertz, Texas | Samuel Clemens H.S.
Notre Dame**2017 GAME-BY-GAME**

Opponent	GP/GS	UA	A	TOT	SACKS-YDS	TFL-YDS	FF	FR	INT	QBH
E. Washington	1/0	2	0	2	0.0-0	2.0-3	0	0	0	0
Arizona St.	2/0	0	1	1	0.0-0	0.0-0	0	0	0	0
Houston	--	--	--	--	--	--	--	--	--	--
Oklahoma St.	--	--	--	--	--	--	--	--	--	--
Kansas	--	--	--	--	--	--	--	--	--	--
West Virginia	--	--	--	--	--	--	--	--	--	--
Iowa State	--	--	--	--	--	--	--	--	--	--
Oklahoma	--	--	--	--	--	--	--	--	--	--
Kansas State	--	--	--	--	--	--	--	--	--	--
Baylor	--	--	--	--	--	--	--	--	--	--
TCU	--	--	--	--	--	--	--	--	--	--
Texas	--	--	--	--	--	--	--	--	--	--
Totals	3/0	2	1	3	0.0-0	2.0-3	0	0	0	0

CAREER STATS

TACKLES	G	UA	A	Tot.	TFL	Yds	PD	FF	FR	Blkd	QBH
2016	12	21	11	32	4.0	5	3	0	0	0	2
2017	2	2	1	3	2.0	3	0	0	0	0	0
TOTAL	14	23	11	31	6.0	8	3	0	0	0	2

SACKS

2016	12	1	0	1.0	2
2017	2	0	0	0.0	0
TOTAL	14	1	0	1.0	2

SINGLE-GAME CAREER HIGHS

Tackles	4, 3x, at Iowa State (2016)*
Tackles For Loss	2.0, twice, vs. Eastern Washington (2016)*
Sacks	1.0, vs. Stephen F. Austin (2016)
Interceptions	None
Fumbles Forced	None
Fumbles Recovered	None
Quarterback Hurries	1, twice, vs. Baylor (2016)*
Pass Breakups	1, 3x, vs. Texas (2016)*

* Indicates most recent high

**ELI HOWARD****53**

DL | 6-4 | 265 | So-SQ


San Angelo, Texas | Central H.S.
North Texas**2017 GAME-BY-GAME**

Opponent	GP/GS	UA	A	TOT	SACKS-YDS	TFL-YDS	FF	FR	INT	QBH
E. Washington	1/0	0	1	1	0.0-0	0.0-0	0	0	0	0
Arizona St.	2/0	2	2	4	0.5-7	0.5-7	0	0	0	0
Houston	--	--	--	--	--	--	--	--	--	--
Oklahoma St.	--	--	--	--	--	--	--	--	--	--
Kansas	--	--	--	--	--	--	--	--	--	--
West Virginia	--	--	--	--	--	--	--	--	--	--
Iowa State	--	--	--	--	--	--	--	--	--	--
Oklahoma	--	--	--	--	--	--	--	--	--	--
Kansas State	--	--	--	--	--	--	--	--	--	--
Baylor	--	--	--	--	--	--	--	--	--	--
TCU	--	--	--	--	--	--	--	--	--	--
Texas	--	--	--	--	--	--	--	--	--	--
Totals	3/0	2	3	5	0.5-7	0.5-7	0	0	0	0

SINGLE-GAME CAREER HIGHS

Tackles	4, vs. Arizona State (2017)
Tackles For Loss	0.5, vs. Arizona State (2017)
Sacks	0.5, vs. Arizona State (2017)
Interceptions	None
Fumbles Forced	None
Fumbles Recovered	None
Quarterback Hurries	None
Pass Breakups	None

* Indicates most recent high

**TONY JONES****9**

DL | 6-2 | 225 | Jr-TR

Casselberry, Fla. | Lyman H.S.
Butler C.C.**2017 GAME-BY-GAME**

Opponent	GP/GS	UA	A	TOT	SACKS-YDS	TFL-YDS	FF	FR	INT	QBH
E. Washington	1/0	1	1	2	1.0-10	1.0-10	0	0	1	0
Arizona St.	2/0	3	2	5	0.0-0	0.0-0	0	0	0	2
Houston	--	--	--	--	--	--	--	--	--	--
Oklahoma St.	--	--	--	--	--	--	--	--	--	--
Kansas	--	--	--	--	--	--	--	--	--	--
West Virginia	--	--	--	--	--	--	--	--	--	--
Iowa State	--	--	--	--	--	--	--	--	--	--
Oklahoma	--	--	--	--	--	--	--	--	--	--
Kansas State	--	--	--	--	--	--	--	--	--	--
Baylor	--	--	--	--	--	--	--	--	--	--
TCU	--	--	--	--	--	--	--	--	--	--
Texas	--	--	--	--	--	--	--	--	--	--
Totals	3/0	4	3	7	1.0-10	1.0-10	0	0	1	2

SINGLE-GAME CAREER HIGHS

Tackles	5, vs. Arizona State (2017)
Tackles For Loss	1.0, vs. Eastern Washington (2017)
Sacks	1.0, vs. Eastern Washington (2017)
Interceptions	1, vs. Eastern Washington (2017)
Fumbles Forced	None
Fumbles Recovered	None
Quarterback Hurries	2, vs. Arizona State (2017)
Pass Breakups	1, vs. Eastern Washington (2017)

* Indicates most recent high

IN THE RANKINGS

CATEGORY	Stat	FBS Rank	Big 12 Rank
Interceptions Per Game	0.5	47	6
Total Interceptions	1	47	6

**MYCHEALON THOMAS 99**

DL | 6-2 | 320 | Sr-1L

Dallas, Texas | Skyline H.S. | Butler C.C.

2017 GAME-BY-GAME

Opponent	GP/GS	UA	A	TOT	SACKS-YDS	TFL-YDS	FF	FR	INT	QBH
E. Washington	1/1	0	3	3	0.0-0	0.5-1	0	0	0	0
Arizona St.	2/2	2	2	4	1.0-11	1.0-11	0	1	0	0
Houston	--	--	--	--	--	--	--	--	--	--
Oklahoma St.	--	--	--	--	--	--	--	--	--	--
Kansas	--	--	--	--	--	--	--	--	--	--
West Virginia	--	--	--	--	--	--	--	--	--	--
Iowa State	--	--	--	--	--	--	--	--	--	--
Oklahoma	--	--	--	--	--	--	--	--	--	--
Kansas State	--	--	--	--	--	--	--	--	--	--
Baylor	--	--	--	--	--	--	--	--	--	--
TCU	--	--	--	--	--	--	--	--	--	--
Texas	--	--	--	--	--	--	--	--	--	--
Totals	2/2	2	5	7	1.0-11	1.5-12	0	1	0	0

CAREER STATS

TACKLES	G	UA	A	Tot.	TFL	Yds	PD	FF	FR	Blkd	QBH
2016	10	5	3	8	2.0	4	1	0	0	0	1
2017	2	2	5	7	1.5	12	0	0	1	0	0
TOTAL	12	7	8	15	3.5	16	1	0	1	0	1

SACKS

2016	10	0	0	0.0	0
2017	2	1	0	1.0	12
TOTAL	12	1	0	1.0	12

SINGLE-GAME CAREER HIGHS

Tackles	4, vs. Arizona State (2017)
Tackles For Loss	1.0, 3x, vs. Arizona State (2016)*
Sacks	1.0, vs. Arizona State (2017)
Interceptions	None
Fumbles Forced	None
Fumbles Recovered	1, vs. Arizona State (2017)
Quarterback Hurries	1, vs. Baylor (2016)
Pass Breakups	1, vs. Oklahoma (2016)

* Indicates most recent high

**BRODERICK WASHINGTON, JR. 96**

DL | 6-3 | 295 | So-1L

Longview, Texas | Longview H.S.

2017 GAME-BY-GAME

Opponent	GP/GS	UA	A	TOT	SACKS-YDS	TFL-YDS	FF	FR	INT	QBH
E. Washington	1/1	0	0	0	0.0-0	0.0-0	0	0	0	0
Arizona St.	2/2	2	1	3	0.0-0.0	0.0-0	0	0	0	2
Houston	--	--	--	--	--	--	--	--	--	--
Oklahoma St.	--	--	--	--	--	--	--	--	--	--
Kansas	--	--	--	--	--	--	--	--	--	--
West Virginia	--	--	--	--	--	--	--	--	--	--
Iowa State	--	--	--	--	--	--	--	--	--	--
Oklahoma	--	--	--	--	--	--	--	--	--	--
Kansas State	--	--	--	--	--	--	--	--	--	--
Baylor	--	--	--	--	--	--	--	--	--	--
TCU	--	--	--	--	--	--	--	--	--	--
Texas	--	--	--	--	--	--	--	--	--	--
Totals	2/2	2	1	3	0.0-0	0.0-0	0	0	0	2

CAREER STATS

TACKLES	G	UA	A	Tot.	TFL	Yds	PD	FF	FR	Blkd	QBH
2016	12	10	4	14	1.0	7	0	0	0	0	2
2017	2	2	1	3	0.0	0	0	0	0	0	2
TOTAL	14	12	5	17	1.0	7	0	0	0	0	4

SACKS

2016	12	1	0	1.0	7
2017	2	0	0	0.0	0
TOTAL	14	1	0	1.0	7

SINGLE-GAME CAREER HIGHS

Tackles	3, 3x, vs. Arizona State (2017)*
Tackles For Loss	1.0, vs. Stephen F. Austin (2016)
Sacks	1.0, vs. Stephen F. Austin (2016)
Interceptions	None
Fumbles Forced	None
Fumbles Recovered	None
Quarterback Hurries	2, vs. Arizona State (2017)
Pass Breakups	None

* Indicates most recent high

LINEBACKERS**DAKOTA ALLEN****40**

LB | 6-1 | 235 | Jr-TR

Humble, Texas | Summer Creek H.S.
East Mississippi C.C.**2017 GAME-BY-GAME**

Opponent	GP/GS	UA	A	TOT	SACKS-YDS	TFL-YDS	FF	FR	INT	QBH
E. Washington	1/1	2	4	6	0.0-0	0.5-0	0	0	0	0
Arizona St.	2/2	4	5	9	1.0-9	1.0-9	0	0	0	0
Houston	--	--	--	--	--	--	--	--	--	--
Oklahoma St.	--	--	--	--	--	--	--	--	--	--
Kansas	--	--	--	--	--	--	--	--	--	--
West Virginia	--	--	--	--	--	--	--	--	--	--
Iowa State	--	--	--	--	--	--	--	--	--	--
Oklahoma	--	--	--	--	--	--	--	--	--	--
Kansas State	--	--	--	--	--	--	--	--	--	--
Baylor	--	--	--	--	--	--	--	--	--	--
TCU	--	--	--	--	--	--	--	--	--	--
Texas	--	--	--	--	--	--	--	--	--	--
Totals	2/2	6	9	15	1.0-9	1.5-9	0	0	0	0

CAREER STATS

TACKLES	G	UA	A	Tot.	TFL	Yds	PD	FF	FR	Blkd	QBH
2015	12	45	42	87	6.0	11	3	0	0	0	1
2017	2	6	9	15	1.5	9	1	0	0	0	0
TOTAL	14	51	51	102	7.5	11	4	0	0	0	1

INTERCEPTIONS

	Yds	TD	Lg	Avg/R	Avg/G		
2015	12	2	4	0	3	2.0	0.3
2017	2	0	0	0	0	0.0	0.0
TOTAL	14	2	4	0	3	2.0	0.3

SINGLE-GAME CAREER HIGHS

Tackles	15, at Oklahoma (15)
Tackles For Loss	1.0, 6x, vs. Arizona State (2017)*
Sacks	1.0, vs. Arizona State (2017)
Interceptions	1, twice, vs. LSU (2015)*
Fumbles Forced	None
Fumbles Recovered	None
Quarterback Hurries	1, vs. TCU (2015)
Pass Breakups	1, twice, vs. Arizona State (2017)

* Indicates most recent high



JORDYN BROOKS

LB | 6-1 | 240 | So-1L
Houston, Texas | Stratford H.S.

1

2017 GAME-BY-GAME

Opponent	GP/GS	UA	A	TOT	SACKS-YDS	TFL-YDS	FF	FR	INT	QBH
E. Washington	1/1	4	3	7	0.0-0	0.0-0	0	0	0	0
Arizona St.	2/2	8	5	13	0.0-0	0.0-0	0	0	0	0
Houston	--	--	--	--	--	--	--	--	--	--
Oklahoma St.	--	--	--	--	--	--	--	--	--	--
Kansas	--	--	--	--	--	--	--	--	--	--
West Virginia	--	--	--	--	--	--	--	--	--	--
Iowa State	--	--	--	--	--	--	--	--	--	--
Oklahoma	--	--	--	--	--	--	--	--	--	--
Kansas State	--	--	--	--	--	--	--	--	--	--
Baylor	--	--	--	--	--	--	--	--	--	--
TCU	--	--	--	--	--	--	--	--	--	--
Texas	--	--	--	--	--	--	--	--	--	--
Totals	2/2	12	8	20	0.0-0	0.0-0	0	0	0	0

CAREER STATS

TACKLES	G	UA	A	Tot.	TFL	Yds	PD	FF	FR	Blkd	QBH
2016	12	61	25	86	5.0	15	4	1	0	0	1
2017	2	12	8	20	0.0	0	0	0	0	0	0
TOTAL	14	65	28	93	5.0	15	4	1	0	0	1

SACKS

G	UA	A	Total	Yds
2016	12	1	0	1.0
2017	2	0	0	0.0
TOTAL	14	1	0	1.0

SINGLE-GAME CAREER HIGHS

Tackles	18, vs. Baylor (2016)
Tackles For Loss	2.0, at Arizona State (2016)
Sacks	1.0, at Oklahoma State (2016)
Interceptions	None
Fumbles Forced	1, vs. Baylor (2016)
Fumbles Recovered	None
Quarterback Hurries	1, vs. Kansas (2016)
Pass Breakups	1, 4x, vs. Baylor (2016)*

* Indicates most recent high

IN THE RANKINGS

CATEGORY	Stat	FBS Rank	Big 12 Rank
Total Tackles Per Game	10.0	23	2
Solo Tackles Per Game	6.0	20	3



BRAYDEN STRINGER

LB | 6-2 | 220 | So-1L
Cypress, Texas | Cypress Ranch H.S.

33

2017 GAME-BY-GAME

Opponent	GP/GS	UA	A	TOT	SACKS-YDS	TFL-YDS	FF	FR	INT	QBH
E. Washington	1/0	4	1	5	0.0-0	0.0-0	0	0	0	0
Arizona St.	2/0	0	1	1	0.0-0	0.0-0	0	0	0	0
Houston	--	--	--	--	--	--	--	--	--	--
Oklahoma St.	--	--	--	--	--	--	--	--	--	--
Kansas	--	--	--	--	--	--	--	--	--	--
West Virginia	--	--	--	--	--	--	--	--	--	--
Iowa State	--	--	--	--	--	--	--	--	--	--
Oklahoma	--	--	--	--	--	--	--	--	--	--
Kansas State	--	--	--	--	--	--	--	--	--	--
Baylor	--	--	--	--	--	--	--	--	--	--
TCU	--	--	--	--	--	--	--	--	--	--
Texas	--	--	--	--	--	--	--	--	--	--
Totals	2/2	4	2	6	0.0-0	0.0-0	0	0	0	0

CAREER STATS

TACKLES	G	UA	A	Tot.	TFL	Yds	PD	FF	FR	Blkd	QBH
2016	11	11	6	17	0.0	0	0	0	0	0	0
2017	2	4	2	6	0.0	0	0	0	0	0	0
TOTAL	13	15	8	23	0.0	0	0	0	0	0	0

SINGLE-GAME CAREER HIGHS

Tackles	5, twice, vs. Eastern Washington (2017)*
Tackles For Loss	None
Sacks	None
Interceptions	None
Fumbles Forced	None
Fumbles Recovered	None
Quarterback Hurries	None
Pass Breakups	None

* Indicates most recent high

DEFENSIVE BACKS



DOUGLAS COLEMAN III

DB | 6-1 | 185 | So-1L
Zachary, La. | Zachary H.S.

25

2017 GAME-BY-GAME

Opponent	GP/GS	UA	A	TOT	SACKS-YDS	TFL-YDS	FF	FR	INT	BrUp
E. Washington	1/1	1	0	1	0.0-0	0.0-0	0	1	0	0
Arizona St.	2/2	4	0	4	0.0-0	0.0-0	0	0	0	0
Houston	--	--	--	--	--	--	--	--	--	--
Oklahoma St.	--	--	--	--	--	--	--	--	--	--
Kansas	--	--	--	--	--	--	--	--	--	--
West Virginia	--	--	--	--	--	--	--	--	--	--
Iowa State	--	--	--	--	--	--	--	--	--	--
Oklahoma	--	--	--	--	--	--	--	--	--	--
Kansas State	--	--	--	--	--	--	--	--	--	--
Baylor	--	--	--	--	--	--	--	--	--	--
TCU	--	--	--	--	--	--	--	--	--	--
Texas	--	--	--	--	--	--	--	--	--	--
Totals	2/2	5	0	5	0.0-0	0.0-0	0	1	0	0

CAREER STATS

TACKLES	G	UA	A	Tot.	TFL	Yds	PD	FF	FR	Blkd	QBH
2016	11	19	7	26	1.0	4	7	1	1	0	0
2017	2	5	0	5	0.0	0	0	0	1	0	0
TOTAL	13	24	7	31	1.0	4	7	1	2	0	0

INTERCEPTIONS

G	No.	Yds	TD	Lg	Avg/R	Avg/G
2016	11	1	0	0	0.0	0.0
2017	2	0	0	0	0.0	0.0
TOTAL	13	1	0	0	0.0	0.0

SINGLE-GAME CAREER HIGHS

Tackles	5, twice, at TCU (2016)*
Tackles For Loss	1.0, vs. Louisiana Tech (2016)
Sacks	1.0, vs. Louisiana Tech (2016)
Interceptions	1, at TCU (2016)
Fumbles Forced	None
Fumbles Recovered	None
Fumble Returns/Yards	1, 100 yards vs. Texas (2016)
Quarterback Hurries	None
Pass Breakups	2, vs. Stephen F. Austin (2016)

* Indicates most recent high



VAUGHNTE DORSEY

DB | 5-11 | 200 | Jr-TR
Cleveland, Miss. | Cleveland H.S.
Mississippi Gulf Coast C.C.

2017 GAME-BY-GAME

Opponent	GP/GS	UA	A	TOT	SACKS-YDS	TFL-YDS	FF	FR	INT	BrUp
E. Washington	1/1	3	0	3	0.0-0	0.0-0	0	0	0	0
Arizona St.	2/2	1	0	1	0.0-0	0.0-0	0	0	0	0
Houston	--	--	--	--	--	--	--	--	--	--
Oklahoma St.	--	--	--	--	--	--	--	--	--	--
Kansas	--	--	--	--	--	--	--	--	--	--
West Virginia	--	--	--	--	--	--	--	--	--	--
Iowa State	--	--	--	--	--	--	--	--	--	--
Oklahoma	--	--	--	--	--	--	--	--	--	--
Kansas State	--	--	--	--	--	--	--	--	--	--
Baylor	--	--	--	--	--	--	--	--	--	--
TCU	--	--	--	--	--	--	--	--	--	--
Texas	--	--	--	--	--	--	--	--	--	--
Totals	2/2	4	0	4	0.0-0	0.0-0	0	0	0	0

SINGLE-GAME CAREER HIGHS

Tackles	3, vs. Eastern Washington (2017)
Tackles For Loss	None
Sacks	None
Interceptions	None
Fumbles Forced	None
Fumbles Recovered	None
Quarterback Hurries	None
Pass Breakups	None

* Indicates most recent high



JAH'SHAWN JOHNSON

DB | 5-10 | 185 | Jr-2L
Ennis, Texas | Ennis H.S.

2017 GAME-BY-GAME

Opponent	GP/GS	UA	A	TOT	SACKS-YDS	TFL-YDS	FF	FR	INT	BrUp
E. Washington	1/1	5	2	7	0.0-0	0.5-1	1	0	0	1
Arizona St.	2/2	9	3	12	0.0-0	0.0-0	0	0	0	0
Houston	--	--	--	--	--	--	--	--	--	--
Oklahoma St.	--	--	--	--	--	--	--	--	--	--
Kansas	--	--	--	--	--	--	--	--	--	--
West Virginia	--	--	--	--	--	--	--	--	--	--
Iowa State	--	--	--	--	--	--	--	--	--	--
Oklahoma	--	--	--	--	--	--	--	--	--	--
Kansas State	--	--	--	--	--	--	--	--	--	--
Baylor	--	--	--	--	--	--	--	--	--	--
TCU	--	--	--	--	--	--	--	--	--	--
Texas	--	--	--	--	--	--	--	--	--	--
Totals	2/2	14	5	19	0.0-0	0.5-1	1	0	0	1

CAREER STATS

TACKLES	G	UA	A	Tot.	TFL	Yds	PD	FF	FR	Blkd	QBH
2014	4	4	1	5	0.0	0	1	0	0	0	0
2015	13	45	40	85	4.5	7	5	2	4	0	0
2016	12	57	20	77	3.0	10	8	3	1	0	0
2017	2	14	5	19	0.5	1	1	1	0	0	0
TOTAL	31	120	66	186	8.0	18	15	6	5	0	0

INTERCEPTIONS

G	No.	Yds	TD	Lg	Avg/R	Avg/G
2014	4	1	0	0	0.0	0.0
2015	13	2	59	1	32	29.5
2016	12	2	15	0	15	7.5
2017	2	0	0	0	0.0	0.0
TOTAL	31	5	74	1	32	14.8

SINGLE-GAME CAREER HIGHS

Touchdowns	1, at Kansas (2015)
Tackles	16, at Arkansas (2015)
Tackles For Loss	1.0, 6x, at Oklahoma State (2016)*
Sacks	None
Interceptions	1, 4x, vs. Kansas (2016)*
Fumbles Forced	1, 6x, vs. Eastern Washington (2017)*
Fumbles Recovered	1, 5x, vs. Baylor (2016)*
Quarterback Hurries	None
Pass Breakups	1, 8x, at Oklahoma State (2016)*

* Indicates most recent high

**JAYLON LANE****28**

DB | 6-2 | 190 | Jr-TR

Nacogdoches, Texas | Nacogdoches H.S.
Independence C.C.**2017 GAME-BY-GAME**

Opponent	GP/GS	UA	A	TOT	SACKS-YDS	TFL-YDS	FF	FR	INT	BrUp
E. Washington	1/0	1	0	1	0.0-0	0.0-0	0	0	0	1
Arizona St.	2/1	4	0	4	0.0-0	1.0-1	0	0	0	0
Houston	--	--	--	--	--	--	--	--	--	--
Oklahoma St.	--	--	--	--	--	--	--	--	--	--
Kansas	--	--	--	--	--	--	--	--	--	--
West Virginia	--	--	--	--	--	--	--	--	--	--
Iowa State	--	--	--	--	--	--	--	--	--	--
Oklahoma	--	--	--	--	--	--	--	--	--	--
Kansas State	--	--	--	--	--	--	--	--	--	--
Baylor	--	--	--	--	--	--	--	--	--	--
TCU	--	--	--	--	--	--	--	--	--	--
Texas	--	--	--	--	--	--	--	--	--	--
Totals	2/1	5	0	5	0.0-0	1.0-1	0	0	0	1

SINGLE-GAME CAREER HIGHS

Tackles	4, vs. Arizona State (2017)
Tackles For Loss	1, vs. Arizona State (2017)
Sacks	None
Interceptions	None
Fumbles Forced	None
Fumbles Recovered	None
Quarterback Hurries	None
Pass Breakups	1, vs. Eastern Washington (2017)

* Indicates most recent high

**OCTAVIOUS MORGAN****5**

DB | 6-0 | 205 | Jr-TR

Greenwood, S.C. | Greenwood H.S.
Butler C.C.**2017 GAME-BY-GAME**

Opponent	GP/GS	UA	A	TOT	SACKS-YDS	TFL-YDS	FF	FR	INT	BrUp
E. Washington	1/1	3	1	4	0.0-0	0.0-0	0	0	0	1
Arizona St.	2/2	4	2	6	0.0-0	0.0-0	0	0	0	0
Houston	--	--	--	--	--	--	--	--	--	--
Oklahoma St.	--	--	--	--	--	--	--	--	--	--
Kansas	--	--	--	--	--	--	--	--	--	--
West Virginia	--	--	--	--	--	--	--	--	--	--
Iowa State	--	--	--	--	--	--	--	--	--	--
Oklahoma	--	--	--	--	--	--	--	--	--	--
Kansas State	--	--	--	--	--	--	--	--	--	--
Baylor	--	--	--	--	--	--	--	--	--	--
TCU	--	--	--	--	--	--	--	--	--	--
Texas	--	--	--	--	--	--	--	--	--	--
Totals	2/2	7	3	10	0.0-0	0.0-0	0	0	0	1

SINGLE-GAME CAREER HIGHS

Tackles	6, vs. Arizona State (2017)
Tackles For Loss	None
Sacks	None
Interceptions	None
Fumbles Forced	None
Fumbles Recovered	None
Quarterback Hurries	None
Pass Breakups	1, vs. Eastern Washington (2017)

* Indicates most recent high

**DESMON SMITH****4**

DB | 6-2 | 190 | So-1L

Odessa, Texas | Permian H.S.

2017 GAME-BY-GAME

Opponent	GP/GS	UA	A	TOT	SACKS-YDS	TFL-YDS	FF	FR	INT	BrUp
E. Washington	1/1	2	0	2	0.0-0	0.0-0	0	0	0	0
Arizona St.	--	--	--	--	--	--	--	--	--	--
Houston	--	--	--	--	--	--	--	--	--	--
Oklahoma St.	--	--	--	--	--	--	--	--	--	--
Kansas	--	--	--	--	--	--	--	--	--	--
West Virginia	--	--	--	--	--	--	--	--	--	--
Iowa State	--	--	--	--	--	--	--	--	--	--
Oklahoma	--	--	--	--	--	--	--	--	--	--
Kansas State	--	--	--	--	--	--	--	--	--	--
Baylor	--	--	--	--	--	--	--	--	--	--
TCU	--	--	--	--	--	--	--	--	--	--
Texas	--	--	--	--	--	--	--	--	--	--
Totals	1/1	2	0	2	0.0-0	0.0-0	0	0	0	0

CAREER STATS

TACKLES	G	UA	A	Tot.	TFL	Yds	PD	FF	FR	Blkd	QBH
2016	7	12	4	16	0.0	0	0	0	0	0	0
2017	1	2	0	2	0.0	0	0	0	0	0	0
TOTAL	8	14	4	18	0.0	0	0	0	0	0	0

INTERCEPTIONS

	G	No.	Yds	TD	Lg	Avg/R	Avg/G
2016	7	0	0	0	0	0.0	0.0
2017	1	0	0	0	0	0.0	0.0
TOTAL	8	0	0	0	0	0.0	0.0

SINGLE-GAME CAREER HIGHS

Tackles	3, vs. Eastern Washington (2017)
Tackles For Loss	None
Sacks	None
Interceptions	None
Fumbles Forced	None
Fumbles Recovered	None
Quarterback Hurries	None
Pass Breakups	None

* Indicates most recent high

SPECIALISTS**MICHAEL BARDEN****49**

PK | 5-11 | 180 | Jr-2L

Austin, Texas | Westlake H.S.

CAREER STATS

FIELD GOALS	G	Att	Made	Lg	Pct
2015	8	3	2	32	66.7
2016	11	0	0	0	0.0
2017	2	1	1	39	100.0
TOTAL	21	4	3	39	75.0

PUNTING

	G	No.	Yards	Lg	Avg
2015	8	16	717	62	44.8
2016	11	43	1645	59	38.3
2017	2	0	0	0	0.0
TOTAL	20	59	2362	62	40.0

SINGLE-GAME CAREER HIGHS

Points Scored	10, vs. Sam Houston State (2015)
PATs	7, twice, vs. UTEP (2015)*
Field Goals Made	1, twice, vs. UTEP (2015)*
Field Goals Attempted	1, twice, vs. UTEP (2015)*
Longest Field Goal	39, vs. Arizona State (2017)
Punt Attempts	5, twice at Oklahoma State (2016)*
Longest Punt	62, vs. Kansas State (2015)

* Indicates most recent high

**MICHAEL EWTON****87**

PK | 5-7 | 155 | Fr-HS

Allen, Texas | Allen H.S.

CAREER STATS

FIELD GOALS	G	Att	Made	Lg	Pct
2017	1	0	0	0	0.0

SINGLE-GAME CAREER HIGHS

Points Scored	8, vs. Eastern Washington (2017)
PATs	8, vs. Eastern Washington (2017)
Field Goals Made	None
Field Goals Attempted	None
Longest Field Goal	None
Punt Attempts	None
Longest Punt	None

* Indicates most recent high

**CLAYTON HATFIELD****96**

PK | 5-10 | 185 | Jr-2L

Boerne, Texas | Champion H.S.

CAREER STATS

FIELD GOALS	G	Att	Made	Lg	Pct
2015	12	16	14	51	87.5
2016	12	14	13	43	92.9
2017	1	0	0	0	0.0
TOTAL	25	30	27	51	90.0

SINGLE-GAME CAREER HIGHS

Points Scored	15, vs. Stephen F. Austin (2016)
PATs	9, twice, vs. Stephen F. Austin (2016)*
Field Goals Made	3, at Kansas (2015)
Field Goals Attempted	4, at Kansas (2015)
Longest Field Goal	51, at Texas (2015)
Punt Attempts	None
Longest Punt	None

* Indicates most recent high

**DOMINIC PANAZZOLO****85**

P | 6-5 | 210 | Jr-TR

Adelaide, Australia | Aberfoyle Park
Snow College**CAREER STATS**

PUNTING	G	No.	Yards	Lg	Avg
2017	2	6	228	53	38.0

SINGLE-GAME CAREER HIGHS

Points Scored	None
PATs	None
Field Goals Made	None
Field Goals Attempted	None
Longest Field Goal	None
Punt Attempts	3, twice, vs. Arizona State (2017)*
Longest Punt	53, vs. Eastern Washington (2017)

* Indicates most recent high

2017 SCHEDULE/RESULTS (2-0 Overall; 0-0 in Big 12)

Date	TTU/OPP Rank	Opponent	Location	Result	TV	Attendance
Sept. 2	-/-	Eastern Washington	Lubbock, Texas	W, 56-10	FSN	54,988
Sept. 16	RV/-	Arizona State	Lubbock, Texas	W, 52-45	FSN	58,547
Sept. 23	-/-	Houston	Houston, Texas	-- ABC/ESPN2		--
Sept. 30	-/-	Oklahoma State	Lubbock, Texas	-- FOX		--
Oct. 7	-/-	Kansas	Lawrence, Kan.	--	--	--
Oct. 14	-/-	West Virginia	Morgantown, W.Va.	--	--	--
Oct. 21	-/-	Iowa State	Lubbock, Texas	--	--	--
Oct. 28	-/-	Oklahoma	Norman, Okla.	--	--	--
Nov. 4	-/-	Kansas State	Lubbock, Texas	--	--	--
Nov. 11	-/-	vs. Baylor	Arlington, Texas	--	--	--
Nov. 18	-/-	TCU	Lubbock, Texas	--	--	--
Nov. 24	-/-	Texas	Austin, Texas	-- FOX		--

INDIVIDUAL STATISTICS

RUSHING	GP	Att	Gain	Loss	Net	Avg	TD	Long	Avg/G
Nisby, Desmond	2	15	102	0	102	6.8	0	20	51.0
Stockton, Justin	2	20	99	5	94	4.7	2	25	47.0
Felton, Demarcus	2	6	30	0	30	5.0	0	11	15.0
Reed, Mason	2	7	25	0	25	3.6	0	7	12.5
King, Tre	2	5	21	0	21	4.2	1	9	10.5
Carter, McLane	1	1	9	0	9	9.0	0	9	9.0
Duffey, Jett	1	4	14	8	6	1.5	0	12	6.0
Woodward, Caleb	1	1	5	0	5	5.0	0	5	5.0
Cantrell, Dylan	2	1	3	0	3	3.0	1	3	1.5
Willies, Derrick	2	1	0	0	0	0.0	0	0	0.0
Team	2	2	0	3	-3	-1.5	0	0	-1.5
Shimonek, Nic	2	6	1	44	-43	-7.2	0	1	-21.5
Total	2	69	309	60	249	3.6	4	25	124.5
Opponents	2	80	322	73	249	3.1	3	23	124.5

PASSING	G	Effic	Cmp-Att-Int	Pct	Yds	TD	Lng	Avg/G
Shimonek, Nic	2	213.21	63-80-0	78.8	927	9	75	463.5
Carter, McLane	1	347.20	3-3-0	100.0	49	1	22	49.0
Duffey, Jett	1	167.20	2-2-0	100.0	16	0	13	16.0
Total	2	216.86	68-85-0	80.0	992	10	75	496.0
Opponents	2	136.45	50-77-2	64.9	546	4	54	273.0

RECEIVING	G	No.	Yds	Avg	TD	Long	Avg/G
Coutee, Keke	2	17	285	16.8	3	68	142.5
Cantrell, Dylan	2	12	195	16.2	2	35	97.5
Batson, Cameron	2	12	112	9.3	1	18	56.0
Willies, Derrick	2	8	182	22.8	2	75	91.0
Stockton, Justin	2	6	57	9.5	0	26	28.5
High, Ja'Deion	2	2	35	17.5	0	38	17.5
Shorts, Quan	2	2	30	15.0	1	22	15.0
Reed, Mason	2	2	26	13.0	1	16	13.0
King, Tre	2	2	16	8.0	0	10	8.0
Thompson, Donta	2	1	20	20.0	0	20	10.0
Wesley, Antoine	2	1	13	13.0	0	13	6.5
Vasher, T.J.	2	1	11	11.0	0	11	5.5
Robinson, JoJo	1	1	7	7.0	0	7	7.0
Bowman, De'Quan	2	1	3	3.0	0	3	1.5
Total	2	68	992	14.6	10	75	496.0
Opponents	2	50	546	10.9	4	54	273.0

PUNTING	No.	Yds	Avg	Long	TB	FC	I20	50+	Blkd
Panazzolo, Dominic	6	228	38.0	53	0	2	2	1	0
Total	6	228	38.0	53	0	2	2	1	0
Opponents	9	372	41.3	58	2	2	3	3	1

TEAM STATISTICS

CATEGORY	TECH	OPP
SCORING	108	55
Points Per Game	54.0	27.5
Points Off Turnovers	14	7
FIRST DOWNS	65	46
Rushing	17	16
Passing	44	25
Penalty	4	5
RUSHING YARDAGE	249	249
Yards gained rushing	309	322
Yards lost rushing	60	73
Rushing Attempts	69	80
Average Per Rush	3.6	3.1
Average Per Game	124.5	124.5
TDs Rushing	4	3
PASSING YARDAGE	992	546
Comp-Att-Int	68-85-0	50-77-2
Average Per Pass	11.7	7.1
Average Per Catch	14.6	10.9
Average Per Game	496.0	273.0
TDs Passing	10	4
TOTAL OFFENSE	1241	795
Total Plays	154	157
Average Per Play	8.1	5.1
Average Per Game	620.5	397.5
KICK RETURNS: #-Yards	0-0	7-152
PUNT RETURNS: #-Yards	4-23	1-11
INT RETURNS: #-Yards	2-35	0-0
KICK RETURN AVERAGE	0.0	21.7
PUNT RETURN AVERAGE	5.8	11.0
INT RETURN AVERAGE	17.5	0.0
FUMBLES-LOST	3-1	3-2
PENALTIES-Yards	17-187	9-92
Average Per Game	93.5	46.0
PUNTS-Yards	6-228	9-372
Average Per Punt	38.0	41.3
Net punt average	36.2	34.3
TIME OF POSSESSION/Game	30:05	29:55
3RD-DOWN Conversions	11/21	13/30
3rd-Down Pct	52%	43%
4TH-DOWN Conversions	0/3	3/5
4th-Down Pct	0%	60%
SACKS BY-Yards	4-45	5-44
MISC YARDS	0	0
TOUCHDOWNS SCORED	15	7
FIELD GOALS-ATTEMPTS	1-1	2-3
ON-SIDE KICKS	0-0	0-0
RED-ZONE SCORES	(9-12) 75%	(5-5) 100%
RED-ZONE TOUCHDOWNS	(9-12) 75%	(4-5) 80%
PAT-ATTEMPTS	(15-15) 100%	(7-7) 100%
ATTENDANCE	113,535	0
Games/Avg Per Game	2/56,768	0/0
Neutral Site Games		0/0

INDIVIDUAL STATISTICS

KICKOFFS	No.	Yds	Avg	TB	OB	Retn	Net	YdLn
Barden, Michael	18	1158	64.3	9	2			
Total	18	1158	64.3	9	2	152	43.4	21
Opponents	11	715	65.0	11	0	0	40.0	25

SCORING	TD	FGs	Kick	Rush	Rcv	Pass	DXP	Saf	Points
Coutee, Keke	3	0-0	0-0	0-0	0	0-0	0	0	18
Cantrell, Dylan	3	0-0	0-0	0-0	0	0-0	0	0	18
Stockton, Justin	2	0-0	0-0	0-0	0	0-0	0	0	12
Willies, Derrick	2	0-0	0-0	0-0	0	0-0	0	0	12
Ewton, Michael	0	0-0	8-8	0-0	0	0-0	0	0	8
Batson, Cameron	1	0-0	0-0	0-0	0	0-0	0	0	6
King, Tre	1	0-0	0-0	0-0	0	0-0	0	0	6
Reed, Mason	1	0-0	0-0	0-0	0	0-0	0	0	6
Shorts, Quan	1	0-0	0-0	0-0	0	0-0	0	0	6
Sykes, Willie	1	0-0	0-0	0-0	0	0-0	0	0	6
Hatfield, Clayton	0	0-0	5-5	0-0	0	0-0	0	0	5
Barden, Michael	0	1-1	2-2	0-0	0	0-0	0	0	5
Total	15	1-1	15-15	0-0	0	0-0	0	0	108
Opponents	7	2-3	7-7	0-0	0	0-0	0	0	55

TOTAL OFFENSE	G	Plays	Rush	Pass	Total	Avg/G
Shimonek, Nic	2	86	-43	927	884	442.0
Nisby, Desmond	2	15	102	0	102	51.0
Stockton, Justin	2	20	94	0	94	47.0
Carter, McLane	1	4	9	49	58	58.0
Felton, Demarcus	2	6	30	0	30	15.0
Reed, Mason	2	7	25	0	25	12.5
Duffey, Jett	1	6	6	16	22	22.0
King, Tre	2	5	21	0	21	10.5
Woodward, Caleb	1	1	5	0	5	5.0
Cantrell, Dylan	2	1	3	0	3	1.5
Team	2	2	-3	0	-3	-1.5
Total	2	154	249	992	1241	620.5
Opponents	2	157	249	546	795	397.5

FIELD GOALS	FGM-FGA	Pct	01-19	20-29	30-39	40-49	50-99	Lg	Blk
Barden, Michael	1-1	100.0	0-0	0-0	1-1	0-0	0-0	39	0

ALL PURPOSE	G	Rush	Rec	PR	KOR	IR	Tot	Avg/G
Coutee, Keke	2	0	285	0	0	0	285	142.5
Cantrell, Dylan	2	3	195	0	0	0	198	99.0
Willies, Derrick	2	0	182	0	0	0	182	91.0
Stockton, Justin	2	94	57	0	0	0	151	75.5
Batson, Cameron	2	0	112	12	0	0	124	62.0
Nisby, Desmond	2	102	0	0	0	0	102	51.0
Reed, Mason	2	25	26	0	0	0	51	25.5
High, Ja'Deion	2	0	35	11	0	0	46	23.0
King, Tre	2	21	16	0	0	0	37	18.5
Sykes, Willie	2	0	0	0	0	33	33	16.5
Felton, Demarcus	2	30	0	0	0	0	30	15.0
Shorts, Quan	2	0	30	0	0	0	30	15.0
Thompson, Donta	2	0	20	0	0	0	20	10.0
Wesley, Antoine	2	0	13	0	0	0	13	6.5
Vasher, T.J.	2	0	11	0	0	0	11	5.5
Carter, McLane	1	9	0	0	0	0	9	9.0
Robinson, JoJo	1	0	7	0	0	0	7	7.0
Duffey, Jett	1	6	0	0	0	0	6	6.0
Woodward, Caleb	1	5	0	0	0	0	5	5.0
Bowman, De'Quan	2	0	3	0	0	0	3	1.5
Jones, Tony	2	0	0	0	0	2	2	1.0
Team	2	-3	0	0	0	0	-3	-1.5
Shimonek, Nic	2	-43	0	0	0	0	-43	-21.5
Total	2	249	992	23	0	35	1299	649.5
Opponents	2	249	546	11	152	0	958	479.0

PUNT RETURNS	No.	Yds	Avg	TD	Long
Batson, Cameron	3	12	4.0	0	8
High, Ja'Deion	1	11	11.0	0	0
Total	4	23	5.8	0	8
Opponents	1	11	11.0	0	11

INTERCEPTIONS	No.	Yds	Avg	TD	Long
Sykes, Willie	1	33	33.0	1	33
Jones, Tony	1	2	2.0	0	2
Total	2	35	17.5	1	33
Opponents	0	0	0.0	0	0

KICK RETURNS	No.	Yds	Avg	TD	Long
Total	0	0	0.0	0	0
Opponents	7	152	21.7	0	27

FUMBLE RETURNS	No.	Yds	Avg	TD	Long
Total	0	0	0.0	0	0
Opponents	0	0	0.0	0	0

TEAM STATISTICS

CONVERSIONS	1	2	3	4	Total
Third Down	1	2	3	4	Total
Texas Tech	0-3	2-2	2-2	1-3	5-10
Opponents	3-5	1-4	1-4	1-2	6-15

Fourth Down	1	2	3	4	Total
Texas Tech	0-0	0-0	0-0	0-2	0-2
Opponents	0-0	1-2	0-0	0-0	1-2

TURNOVERS
Takeaways – 3 (2 INT, 1 Fumble Recovery)
Turnovers – 0 (0 INT, 0 Fumble Lost)
Points Off Turnovers – Tech: 7
Opponents: 0
Points Off Turnovers/Game – Texas Tech: 7.0
Opponents: 0.0

RED ZONE
Texas Tech Red Zone Entries – 3 of 4 (75.0%)
Scores – 3 (3 TDs, 2 Rush TDs, 1 Pass TDs, 0 FGs)
Non-Scores – 1 (0 FGA, 1 Downs, 0 INT)
Opponent Red Zone Entries – 1 of 1 (100%)
Scores – 1 (0 TDs, 0 Rush TDs, 0 Pass TD, 1 FG)
Non-Scores – 0 (0 Fumble, 0 Downs, 0 FGA, 0 half)

KICKOFFS
Kickoffs – 91, 5,730 yds, (63.0 avg.)
Touchbacks – 48
Opponent Kickoff Returns – 41 - 927 yards (22.6 avg.)

DEFENSIVE STATISTICS

DEFENSE		GP-GS	-----Tackles-----			TFL/Yds	-Sacks- No-Yds	---Pass Def---		QBH	-Fumbles-		Blkd	
			UA	AS	Tot			Int-Yds	BrUp		Rv-Yds	FF	Kk	Saf
1A	Brooks, Jordyn	2-2	12	8	20
7	Johnson, Jah'Shawn	2-2	14	5	19	0.5-1	.	.	1	.	.	1	.	.
40	Allen, Dakota	2-2	6	9	15	1.5-9	1.0-9	.	1
5	Morgan, Octavious	2-2	7	3	10	.	.	.	1
99	Thomas, Mychealon	2-2	2	5	7	1.5-12	1.0-11	.	.	.	1-0	.	.	.
9A	Jones, Tony	2-0	4	3	7	1.0-10	1.0-10	1-2	.	2
33	Stringer, Brayden	2-0	4	2	6
28	Lane, Jaylon	2-1	5	.	5	1.0-1	.	.	1
2B	Allen, Kisean	2-0	3	2	5
53	Howard, Eli	2-0	2	3	5	0.5-7	0.5-7
25	Coleman, Douglas	2-2	5	.	5	1-0	.	.	.
52	Barnes, Zach	2-2	3	1	4	0.5-8	0.5-8	.	.	1
3	Polite-Bray, DJ	2-0	4	.	4
15	Dorsey, Vaughnte	2-2	4	.	4
1E	Hill, Kolin	2-0	2	1	3	2.0-3
94	Gilmore, Lonzell	2-2	3	.	3	1.0-2
96	Washington, B.	2-2	2	1	3	2
19	Sykes, Willie	2-0	1	2	3	.	.	1-33	1
29	Reed, Mason	2-0	2	.	2
1C	Jeffers, Riko	2-0	2	.	2
4A	Smith, Desmon	1-1	2	.	2
2C	Walker, Trevor	1-0	.	1	1
24	King, Tre	2-0	1	.	1
18	Taylor, Christian	1-0	.	1	1	0.5-0
23	Fields, DaMarcus	2-0	.	1	1
26	Moore, Kevin	2-0	1	.	1
90	Yontz, Quentin	2-0	1	.	1	1.0-2
88	High, Ja'Deion	2-0	1	.	1	1	.
95	Nunez, Talor	1-0	.	1	1
98	McCann, Nick	2-0	.	1	1
31	Parker, Justus	2-0	1	.	1	.	.	.	1
1F	Wallace, Abraham	1-0	1	.	1
Total		2-0	95	50	145	11-55	4-45	2-35	6	5	2-0	1	1	.
Opponents		2-0	102	32	134	11.0-62	5-44	.	3	7	1-0	1	.	.

TEXAS TECH GAME-BY-GAME STATS

Date	Opponent	--RUSHING--				--RECEIVING--				-----PASSING-----				--KICK RET--				--PUNT RET--				tot off
		No.	Yds	TD	Lg	No.	Yds	TD	Lg	Cmp	Att	Int	Yds	TD	Lg	No	Yds	TD	Lg	No	Yds	
Sep 02, 2017	EASTERN WASHINGTON	40	177	3	25	31	449	4	75	31-35-0	449	4	75	0	0	0	0	2	4	0	4	626
Sep 16, 2017	ARIZONA STATE	29	72	1	15	37	543	6	47	37-50-0	543	6	47	0	0	0	0	2	19	0	8	615
	Totals	69	249	4	25	68	992	10	75	68-85-0	992	10	75	0	0	0	0	4	23	0	8	1241
	Opponent	80	249	3	23	50	546	4	54	50-77-2	546	4	54	7	152	0	27	1	11	0	11	795

Date	Opponent	-----TACKLES-----				SACKS-	FUMBLE-		Pass			Blkd	Kicks--XPTS-			off		
		Solo	Asst	Total	TFL-Yds	No-Yds	FF	FR-Yds	Int-Yds	QBH	Brk	Kick	Att-Mad	Run	Rcv	Saf	t/o	Pts
Sep 02, 2017	EASTERN WASHINGTON	42	22	64	7.0-19	1.0-10	1	1-0	2-35	0	4	0	8-8	0	0	0	7	56
Sep 16, 2017	ARIZONA STATE	53	28	81	4.0-36	3.0-35	0	1-0	0-0	5	2	1	7-7	0	0	0	7	52
	Totals	95	50	145	11.0-55	4.0-45	1	2-0	2-35	5	6	1	15-15	0	0	0	14	108
	Opponent	102	32	134	11.0-62	5.0-44	1	1-0	0-0	7	3	0	7-7	0	0	0	7	55

OPPONENT GAME-BY-GAME STATS

Date	Opponent	---RUSHING---				---RECEIVING---				-----PASSING-----				---KICK RET---				---PUNT RET---				tot off
		No.	Yds	TD	Lg	No.	Yds	TD	Lg	Cmp	Att	Int	Yds	TD	Lg	No	Yds	TD	Lg	No	Yds	
Sep 02, 2017	EASTERN WASHINGTON	36	81	0	23	23	220	1	28	23-36-2	220	1	28	3	60	0	25	0	0	0	0	301
Sep 16, 2017	ARIZONA STATE	44	168	3	21	27	326	3	54	27-41-0	326	3	54	4	92	0	27	1	11	0	11	494
	Opponent totals	80	249	3	23	50	546	4	54	50-77-2	546	4	54	7	152	0	27	1	11	0	11	795
	Texas Tech	69	249	4	25	68	992	10	75	68-85-0	992	10	75	0	0	0	0	4	23	0	8	1241

Date	Opponent	-----TACKLES-----				SACKS-	FUMBLE-		Pass			Blkd	Kicks--XPTS-			off		
		Solo	Asst	Total	TFL-Yds	No-Yds	FF	FR-Yds	Int-Yds	QBH	Brk	Kick	Att-Mad	Run	Rcv	Saf	t/o	Pts
Sep 02, 2017	EASTERN WASHINGTON	57	14	71	7.0-36	2.0-19	1	0-0	0-0	1	1	0	1-1	0	0	0	0	10
Sep 16, 2017	ARIZONA STATE	45	18	63	4.0-26	3.0-25	0	1-0	0-0	6	2	0	6-6	0	0	0	7	45
	Opponent totals	102	32	134	11.0-62	5.0-44	1	1-0	0-0	7	3	0	7-7	0	0	0	7	55
	Texas Tech	95	50	145	11.0-55	4.0-45	1	2-0	2-35	5	6	1	15-15	0	0	0	14	108

GAME-BY-GAME STARTERS

OFFENSE

GAME	LT	LG	C	RG	RT	QB	RB	FB/RB/WR	X	H	Y	Z
Eastern Washington	Akamnonu	Hines	Stawarz	Anderson	Steele, T.	Shimonek	Stockton	--	Willies	Batson	Coutee	Cantrell
Arizona State	Akamnonu	Hines	Stawarz	Anderson	Steele, T.	Shimonek	Stockton		Willies	Batson	Coutee	Cantrell
Houston												
Oklahoma State												
Kansas												
West Virginia												
Iowa State												
Oklahoma												
Kansas State												
Baylor												
TCU												
Texas												

DEFENSE

GAME	DE	NT	DT	RUSH	WILL	MIKE	SAM	NB	LC	LS	RS	RC
Eastern Washington	Barnes	Thomas	Washington	Gilmore	Allen	Brooks	--	Coleman	Morgan	Dorsey	Johnson, Jah.	Smith, D.
Arizona State	Barnes	Thomas	Washington	Gilmore	Allen	Brooks	--	Coleman	Morgan	Dorsey	Johnson, Jah.	Lane
Houston												
Oklahoma State												
Kansas												
West Virginia												
Iowa State												
Oklahoma												
Kansas State												
Baylor												
TCU												
Texas												

CAREER STARTS

OFFENSE

PLAYER	2012	2013	2014	2015	2016	2017	TOTAL	STREAK
Tony Morales	RS	RS	RS	6	12	-	18	0
Dylan Cantrell	-	-	6	-	10	2	18	7
Cameron Batson	-	-	-	2	10	2	14	2
Terence Steele	-	-	-	RS	12	2	14	14
Justin Stockton	-	-	1	2	6	2	11	3
Paul Stawarz	-	-	-	-	8	2	10	10
Madison Akamnonu	-	-	-	RS	7	2	9	3
Keke Coutee	-	-	-	2	2	2	6	3
Derrick Willies	-	-	-	-	4	2	6	2
Ja'Deion High	-	RS	-	5	-	-	5	0
Da'Leon Ward	-	-	-	-	4	-	4	0
Demarcus Felton	-	-	-	-	3	-	3	0
Mason Reed	-	-	-	-	3	-	3	0
Jack Anderson	-	-	-	-	-	2	2	2
Jacob Hines	-	-	-	-	-	2	2	2
Nic Shimonek	-	-	-	-	-	2	2	2
Zach Austin	-	RS	-	1	-	-	1	0
Bailey Smith	-	-	-	-	1	-	1	0
Antoine Wesley	-	-	-	-	1	-	1	0

DEFENSE

PLAYER	2012	2013	2014	2015	2016	2017	TOTAL	STREAK
Jah'Shawn Johnson	-	-	RS	13	12	2	27	27
Jordyn Brooks	-	-	-	-	11	2	13	3
D.J. Polite-Bray	-	-	2	-	9	-	11	0
Kolin Hill	-	-	-	-	11	-	11	0
Kisean Allen	-	-	-	-	9	-	9	0
Dakota Allen	-	-	-	5	-	2	7	2
Zach Barnes	-	0	RS	3	1	2	6	2
Douglas Coleman III	-	-	-	-	3	2	5	2
Talor Nunez	-	-	-	-	2	-	2	0
Broderick Washington, Jr.	-	-	-	RS	1	2	3	3
Mychealon Thomas	-	-	-	-	-	2	2	2
Lonzell Gilmore	-	-	-	-	-	2	2	2
Octavious Morgan	-	-	-	-	-	2	2	2
Vaughnte Dorsey	-	-	-	-	-	2	2	2
Jaylon Lane	-	-	-	-	-	1	1	1
Desmon Smith	-	-	-	-	-	1	1	0



GAME-BY-GAME INDIVIDUAL STATS

PASSING

Shimonek, Nic	Comp	Att	INT	Pct.	Yards	TD	Long	Sacked-Yards	Effic.
Eastern Washington	26	30	0	86.7	384	3	75	2-19	227.19
Arizona State	37	50	0	74.0	543	6	47	3-25	204.82
TOTALS	63	80	0	78.8	927	9	75	5-44	213.21

Carter, McLane	Att	Comp	INT	Pct.	Yards	TD	Long	Sacked-Yards	Effic.
Eastern Washington	3	3	0	100.0	49	1	22	0-0	347.20
TOTALS	3	3	0	100.0	49	1	22	0-0	347.20

Duffey, Jett	Att	Comp	INT	Pct.	Yards	TD	Long	Sacked-Yards	Effic.
Eastern Washington	2	2	0	100.0	16	0	13	0-0	167.20
TOTALS	2	2	0	100.0	16	0	13	0-0	167.20

RUSHING

Rush-Yds/TD	TOTAL	EWU	ASU	HOU	OSU	KU	WVU	ISU	OU	KSU	BU	TCU	UT
Nisby, Desmond	15-102/0	6-57/0	9-45/0	--	--	--	--	--	--	--	--	--	--
Stockton, Justin	20-94/2	8-47/2	12-47/0	--	--	--	--	--	--	--	--	--	--
Felton, Demarcus	6-30/0	6-30/0	--	--	--	--	--	--	--	--	--	--	--
Reed, Mason	7-25/0	7-25/0	--	--	--	--	--	--	--	--	--	--	--
King, Tre	5-21/1	4-17/1	1-4/0	--	--	--	--	--	--	--	--	--	--
Carter, McLane	1-9/0	1-9/0	DNP	--	--	--	--	--	--	--	--	--	--
Duffey, Jett	4-6/0	4-6/0	DNP	--	--	--	--	--	--	--	--	--	--
Woodward, Caleb	1-5/0	1-5/0	DNP	--	--	--	--	--	--	--	--	--	--
Cantrell, Dylan	1-3/1	--	1-3/1	--	--	--	--	--	--	--	--	--	--
Willies, Derrick	1-0/0	1-0/0	--	--	--	--	--	--	--	--	--	--	--
Team	2--3/0	--	2--3/0	--	--	--	--	--	--	--	--	--	--
Shimonek, Nic	6--43/0	2--19/0	4--24/0	--	--	--	--	--	--	--	--	--	--

RECEIVING

No.-Yds/TD	TOTAL	EWU	ASU	HOU	OSU	KU	WVU	ISU	OU	KSU	BU	TCU	UT
Coutee, Keke	17-285/3	5-99/2	12-186/1	--	--	--	--	--	--	--	--	--	--
Cantrell, Dylan	12-195/2	4-35/0	8-160/2	--	--	--	--	--	--	--	--	--	--
Willies, Derrick	8-182/2	4-126/1	4-56/1	--	--	--	--	--	--	--	--	--	--
Batson, Cameron	12-112/1	6-53/0	6-59/1	--	--	--	--	--	--	--	--	--	--
Stockton, Justin	6-57/0	1-1/0	5-56/0	--	--	--	--	--	--	--	--	--	--
High, Ja'Deion	2-35/0	2-35/0	--	--	--	--	--	--	--	--	--	--	--
Shorts, Quan	2-30/1	2-30/1	--	--	--	--	--	--	--	--	--	--	--
Reed, Mason	2-26/1	-	2-26/1	--	--	--	--	--	--	--	--	--	--
Thompson, Donta	1-20/0	1-20/0	--	--	--	--	--	--	--	--	--	--	--
King, Tre	2-16/0	2-16/0	--	--	--	--	--	--	--	--	--	--	--
Wesley, Antoine	1-13/0	1-13/0	--	--	--	--	--	--	--	--	--	--	--
Vasher, T.J.	1-11/0	1-11/0	--	--	--	--	--	--	--	--	--	--	--
Robinson, JoJo	1-7/0	1-7/0	DNP	--	--	--	--	--	--	--	--	--	--
Bowman, De'Quan	1-3/0	1-3/0	--	--	--	--	--	--	--	--	--	--	--

FIELD GOALS

Made, Missed, Blocked	#49 Barden	#87 Ewton	#96 Hatfield
Eastern Washington	--	--	--
Arizona State	39	--	--
Houston			
Oklahoma State			
Kansas			
West Virginia			
Iowa State			
Oklahoma			
Kansas State			
Baylor			
TCU			
Texas			

PUNTING

Number-Avg./I20/I10	#85 Panazzolo
Eastern Washington	3-36.7/2/2
Arizona State	3-39.3/0/0
Houston	
Oklahoma State	
Kansas	
West Virginia	
Iowa State	
Oklahoma	
Kansas State	
Baylor	
TCU	
Texas	

GAME-BY-GAME TACKLES

UT-AT-TT

	UA-A	TOT	EWU	ASU	HOU	OSU	KU	WVU	ISU	OU	KSU	BU	TCU	UT
Brooks, Jordyn LB	12-8	20	4-3	8-5	--	--	--	--	--	--	--	--	--	--
Johnson, Jah. DB	14-5	19	5-2	9-3	--	--	--	--	--	--	--	--	--	--
Allen, Dakota LB	6-9	15	2-4	4-5	--	--	--	--	--	--	--	--	--	--
Morgan, O. DB	7-3	10	3-1	4-2	--	--	--	--	--	--	--	--	--	--
Thomas, M. DL	2-5	7	0-3	2-2	--	--	--	--	--	--	--	--	--	--
Jones, Tony DL	4-3	7	1-1	3-2	--	--	--	--	--	--	--	--	--	--
Stringer, B. LB	4-2	6	4-1	0-1	--	--	--	--	--	--	--	--	--	--
Lane, Jaylon DB	5-0	5	1-0	4-0	--	--	--	--	--	--	--	--	--	--
Allen, Kisean DB	3-2	5	1-1	2-1	--	--	--	--	--	--	--	--	--	--
Howard, Eli DL	2-3	5	0-1	2-2	--	--	--	--	--	--	--	--	--	--
Coleman, D. DB	5-0	5	1-0	4-0	--	--	--	--	--	--	--	--	--	--
Barnes, Zach DL	3-1	4	-	3-1	--	--	--	--	--	--	--	--	--	--
Polite-Bray, DJ DB	4-0	4	3-0	1-0	--	--	--	--	--	--	--	--	--	--
Dorsey, V. DB	4-0	4	3-0	1-0	--	--	--	--	--	--	--	--	--	--
Hill, Kolin DL	2-1	3	2-0	0-1	--	--	--	--	--	--	--	--	--	--
Gilmore, L. DL	3-0	3	3-0	-	--	--	--	--	--	--	--	--	--	--
Washington, B. DL	2-1	3	-	2-1	--	--	--	--	--	--	--	--	--	--
Sykes, Willie DB	1-2	3	0-2	1-0	--	--	--	--	--	--	--	--	--	--
Reed, Mason	2-0	2	1-0	1-0	--	--	--	--	--	--	--	--	--	--
Jeffers, Riko LB	2-0	2	2-0	-	--	--	--	--	--	--	--	--	--	--
Smith, Desmon DB	2-0	2	2-0	DNP	--	--	--	--	--	--	--	--	--	--
Walker, Trevor DB	0-1	1	0-1	DNP	--	--	--	--	--	--	--	--	--	--
King, Tre	1-0	1	1-0	-	--	--	--	--	--	--	--	--	--	--
Taylor, C. LB	0-1	1	0-1	DNP	--	--	--	--	--	--	--	--	--	--
Fields, D. DB	0-1	1	-	0-1	--	--	--	--	--	--	--	--	--	--
Moore, Kevin DB	1-0	1	-	1-0	--	--	--	--	--	--	--	--	--	--
Yontz, Quentin DL	1-0	1	1-0	-	--	--	--	--	--	--	--	--	--	--
High, Ja'Deion	1-0	1	-	1-0	--	--	--	--	--	--	--	--	--	--
Nunez, Talor DL	0-1	1	0-1	DNP	--	--	--	--	--	--	--	--	--	--
McCann, Nick DL	0-1	1	-	0-1	--	--	--	--	--	--	--	--	--	--
Parker, Justus DB	1-0	1	1-0	-	--	--	--	--	--	--	--	--	--	--
Wallace, A. DB	1-0	1	1-0	DNP	--	--	--	--	--	--	--	--	--	--

OPENING DRIVE - OFFENSE

OPPONENT	1st Half	2nd Half
Eastern Washington	Punt	Touchdown
Arizona State	Punt	Downs
Houston	--	--
Oklahoma State	--	--
Kansas	--	--
West Virginia	--	--
Iowa State	--	--
Oklahoma	--	--
Kansas State	--	--
Baylor	--	--
TCU	--	--
Texas	--	--

OPENING DRIVE - DEFENSE

OPPONENT	1st Half	2nd Half
Eastern Washington	Fumble	Punt
Arizona State	Missed FG	Touchdown
Houston	--	--
Oklahoma State	--	--
Kansas	--	--
West Virginia	--	--
Iowa State	--	--
Oklahoma	--	--
Kansas State	--	--
Baylor	--	--
TCU	--	--
Texas	--	--

SPECIAL TEAMS TACKLES

Player	Total	KO	Punt
Reed, Mason	2	1	1
King, Tre	1	1	0
Jeffers, Riko	1	1	0
Fields, DaMarcus	1	1	0
Moore, Kevin	1	1	0
Coleman, Douglas	1	1	0
Stringer, Brayden	1	1	0
High, Ja'Deion	1	1	0
Totals	9	8	1



TEXAS TECH SCORING DRIVES

Opponent	No. of Plays	Total Yards	Drive Time	Type of Score	Score QTR/Time	Scoring Play
E. Washington	5	80	1:32	Rush TD	1/1:51	Stockton 25 yard run
E. Washington	1	75	0:11	Pass TD	2/10:21	Willies 75 yard reception
E. Washington	3	68	1:39	Pass TD	2/5:45	Coutee 68 yard reception
E. Washington	9	75	3:38	Pass TD	2/0:29	Coutee 17 yard reception
E. Washington	10	81	4:15	Rush TD	3/7:17	King 1 yard run
E. Washington	11	85	3:10	Rush TD	3/3:18	Stockton 4 yard run
E. Washington	0	0	0:00	Pick-Six	3/3:09	Sykes 33 yard INT
E. Washington	9	69	3:07	Pass TD	4/12:44	Shorts 22 yard reception
Arizona State	10	75	3:23	Pass TD	1/4:25	Coutee 12 yard reception
Arizona State	3	72	0:52	Pass TD	1/1:48	Batson 11 yard reception
Arizona State	3	22	1:05	Pass TD	1/0:04	Cantrell 29 yard reception
Arizona State	5	75	2:03	Pass TD	2/3:31	Reed 10 yard reception
Arizona State	4	27	0:37	Pass TD	2/0:30	Cantrell 14 yard reception
Arizona State	7	75	2:24	Pass TD	3/9:25	Willies 28 yard reception
Arizona State	10	54	3:25	FG	3/3:06	Barden 39 yard FG
Arizona State	12	90	4:31	Rush TD	4/1:55	Cantrell 3 yard run

OPPONENT SCORING DRIVES

Opponent	No. of Plays	Total Yards	Drive Time	Type of Score	Score QTR/Time	Scoring Play
E. Washington	16	71	6:19	FG	2/10:32	Alcobendas 22 yarder
E. Washington	5	75	1:38	Pass TD	2/4:07	Grady 22 yard reception
Arizona State	8	46	3:14	FG	1/7:48	Ruiz 44 yard FG
Arizona State	8	75	3:22	Pass TD	2/11:42	Williams 3 yard reception
Arizona State	9	80	3:50	Rush TD	2/5:34	Richard 1 yard run
Arizona State	5	73	1:27	Rush TD	3/11:49	Ballage 1 yard run
Arizona State	9	74	2:54	Rush TD	3/6:31	Darby 21 yard run
Arizona State	9	79	2:29	Pass TD	3/0:37	Williams 9 yard reception
Arizona State	9	62	4:10	Pass TD	4/9:52	Harry 21 yard reception

SCORING DRIVE ANALYSIS

YARDAGE	TEXAS TECH		OPPONENTS	
	TD	FG	TD	FG
No Drive	--	--	--	--
Negative Yards	--	--	--	--
0-9	--	--	--	--
10-19	--	--	--	--
20-29	2	--	--	--
30-39	--	--	--	--
40-49	--	--	--	1
50-59	--	1	--	--
60-69	2	--	1	--
70-79	6	--	5	1
80-89	3	--	1	--
90-99	1	--	--	--
TOTALS	14	1	7	2

GIVEAWAYS/TAKEAWAYS

OPPONENT	GIVEAWAY			TAKEAWAY			Dif.
	Fum	Int	Tot	Fum	Int	Tot	
Eastern Washington	0	0	0	1	2	3	+3
Arizona State	1	0	1	1	0	1	0
Houston	--	--	--	--	--	--	--
Oklahoma State	--	--	--	--	--	--	--
Kansas	--	--	--	--	--	--	--
West Virginia	--	--	--	--	--	--	--
Iowa State	--	--	--	--	--	--	--
Oklahoma	--	--	--	--	--	--	--
Kansas State	--	--	--	--	--	--	--
Baylor	--	--	--	--	--	--	--
TCU	--	--	--	--	--	--	--
Texas	--	--	--	--	--	--	--
TOTALS	1	0	1	2	2	4	+3

DRIVE SUPERLATIVES

	TEXAS TECH (Game)	OPPONENTS (Game)
Most Plays/Result	12/Touchdown (Arizona State)	16/Field Goal (Eastern Washington)
Most Yards/Result	90 yards/Touchdown (Arizona State)	80 yards/Touchdown (Arizona State)
Most Time/Result	4:31/Touchdown (Arizona State)	6:19/Field Goal (Eastern Washington)
Shortest Touchdown Drive (Yards)	22 yards (Arizona State)	62 yards (Arizona State)
Shortest Touchdown Drive (Time)	0:11 (Eastern Washington)	1:27 (Arizona State)
Quickest Touchdown to Start Game	4:25- 1st (Arizona State)	11:42 - 2nd (Arizona State)
Quickest Touchdown to Start a Half	9:25 - 3rd (Arizona State)	11:49 - 3rd (Arizona State)

GAME-OPENING DRIVES

OPPONENT	TEXAS TECH			OPPONENTS		
	PTS	PLAYS	YDS	PTS	PLAYS	YDS
Eastern Washington	0	3	-7	0	1	2
Arizona State	0	3	9	0	8	42
Houston	--	--	--	--	--	--
Oklahoma State	--	--	--	--	--	--
Kansas	--	--	--	--	--	--
West Virginia	--	--	--	--	--	--
Iowa State	--	--	--	--	--	--
Oklahoma	--	--	--	--	--	--
Kansas State	--	--	--	--	--	--
Baylor	--	--	--	--	--	--
TCU	--	--	--	--	--	--
Texas	--	--	--	--	--	--

THREE-AND-OUTS

OPPONENT	TEXAS TECH	OPPONENTS
	3-&-Outs/Drives	3-&-Outs/Drives
Eastern Washington	2/12	4/14
Arizona State	3/13	3/14
Houston	--	--
Oklahoma State	--	--
Kansas	--	--
West Virginia	--	--
Iowa State	--	--
Oklahoma	--	--
Kansas State	--	--
Baylor	--	--
TCU	--	--
Texas	--	--
TOTALS	5/25	7/28

SECOND HALF OPENING DRIVES

OPPONENT	TEXAS TECH			OPPONENTS		
	PTS	PLAYS	YDS	PTS	PLAYS	YDS
Eastern Washington	7	10	81	0	8	28
Arizona State	0	7	48	7	5	73
Houston	--	--	--	--	--	--
Oklahoma State	--	--	--	--	--	--
Kansas	--	--	--	--	--	--
West Virginia	--	--	--	--	--	--
Iowa State	--	--	--	--	--	--
Oklahoma	--	--	--	--	--	--
Kansas State	--	--	--	--	--	--
Baylor	--	--	--	--	--	--
TCU	--	--	--	--	--	--
Texas	--	--	--	--	--	--

RED RAIDERS ON COIN FLIPS

OPPONENT	Coin		
	Flip	Decision	Result
Eastern Washington	Lost	EWU Deferred	W, 56-10
Arizona State	Lost	ASU Received	W, 52-45--
Houston	--	--	--
Oklahoma State	--	--	--
Kansas	--	--	--
West Virginia	--	--	--
Iowa State	--	--	--
Oklahoma	--	--	--
Kansas State	--	--	--
Baylor	--	--	--
TCU	--	--	--
Texas	--	--	--

STAT NOTABLES

300+ PASSING YARD GAMES

Nic Shimonek (2)

Date	Pass Yards	Opponent
Sept. 2, 2017	384	E. Washington
Sept. 16, 2017	543	Arizona State

400+ PASSING YARD GAMES

Nic Shimonek (1)

Date	Pass Yards	Opponent
Sept. 16, 2017	543	Arizona State

100+ RUSHING YARD GAMES

Demarcus Felton (1)

Date	Rush Yards	Opponent
Sept. 17, 2016	123	Louisiana Tech

Justin Stockton (2)

Date	Rush Yards	Opponent
Sept. 4, 2014	135	UTEP
Oct. 10, 2015	101	Iowa State

GAMES WITH A RUSHING TD

Player	'14	'15	'16	'17	Career
Dylan Cantrell	0	--	1	1	1
Keke Coutee	--	0	1	0	1
Demarcus Felton	--	1	2	0	3
Tre King	--	--	--	1	1
Desmond Nisby	--	--	--	0	0
Justin Stockton	4	5	1	2	12
Da'Leon Ward	--	--	3	0	3

GAMES WITH MULTIPLE RUSHING TD

Player	'14	'15	'16	'17	Career
Demarcus Felton	--	--	1	0	1
Tre King	--	--	--	0	0
Desmond Nisby	--	--	--	0	0
Justin Stockton	0	0	0	1	1
Da'Leon Ward	--	--	0	0	0

100+ RECEIVING YARD GAMES

Zach Austin (1)

Date	Rec. Yards	Opponent
Oct. 3, 2015	110	#5 Baylor

Cameron Batson (1)

Date	Rec. Yards	Opponent
Sept. 10, 2016	148	Arizona State

Dylan Cantrell (2)

Date	Rec. Yards	Opponent
Nov. 25, 2016	111	Baylor
Sept. 16, 2017	160	Arizona State

Keke Coutee (4)

Date	Rec. Yards	Opponent
Oct. 8, 2016	130	Kansas State
Oct. 22, 2016	172	#16 Oklahoma
Nov. 19, 2016	115	Iowa State
Sept. 16, 2017	186	Arizona State

Derrick Willies (1)

Date	Rec. Yards	Opponent
Sept. 2, 2017	126	E. Washington



■ Dylan Cantrell recorded a career-high three touchdowns in Texas Tech's win over Arizona State, two of which came through the air. Cantrell, who had eight catches for a career-high 160 yards, has two multiple-touchdown games so far during his career.

GAMES WITH A RECEIVING TD

Player	'13	'14	'15	'16	'17	Career
Zach Austin	--	0	1	0	0	1
Cameron Batson	--	0	1	7	1	9
Dylan Cantrell	1	2	--	7	1	10
Keke Coutee	--	--	0	5	2	7
Ja'Deion High	--	0	0	1	0	1
Mason Reed	--	--	0	0	1	1
Quan Shorts	--	--	--	1	1	2
Justin Stockton	--	1	4	2	0	7
Derrick Willies	---	--	--	2	2	4

GAMES WITH MULTIPLE RECEIVING TD

Player	'14	'15	'16	'17	Career
Cameron Batson	0	0	1	0	1
Dylan Cantrell	0	--	1	1	2
Keke Coutee	--	0	2	1	3

CONSECUTIVE GAMES WITH CATCH

Player	Current Streak	Career Long
Cameron Batson	15	15
De'Quan Bowman	0	1
Dylan Cantrell	14	14
Keke Coutee	14	14
Demarcus Felton	0	3
Ja'Deion High	0	2
Tre King	0	1
Mason Reed	2	2
JoJo Robinson	0	1
Quan Shorts	0	2
Justin Stockton	2	10
Donta Thompson	0	1
T.J. Vasher	0	2
Da'Leon Ward	5	5
Antoine Wesley	0	1
Derrick Willies	9	9

GAMES WITH 10+ TACKLES

Dakota Allen (5)

Date	Tackles	Opponent
Sept. 12, 2015	10	UTEP
Sept. 19, 2015	12	Arkansas
Oct. 3, 2015	13	Baylor
Oct. 10, 2015	11	Iowa State
Oct. 24, 2015	15	Oklahoma

Jordyn Brooks (4)

Date	Tackles	Opponent
Sept. 10, 2016	10	Arizona State
Oct. 29, 2016	10	TCU
Nov. 25, 2016	18	Baylor
Sept. 16, 2017	13	Arizona State

Jah'Shawn Johnson (7)

Date	Tackles	Opponent
Sept. 19, 2015	16	Arkansas
Nov. 7, 2015	11	West Virginia
Oct. 15, 2016	10	West Virginia
Nov. 5, 2016	11	Texas
Nov. 12, 2016	10	Oklahoma State
Nov. 25, 2016	10	Baylor
Sept. 16, 2017	12	Arizona State

LONGEST PLAYS - 25-PLUS YARDS

*75	Pass	Willies, Derrick from Shimonek, Nic	Eastern Washington
*68	Pass	Coutee, Keke from Shimonek, Nic	Eastern Washington
47	Pass	Coutee, Keke from Shimonek, Nic	Arizona State
38	Pass	High, Ja'Deion from Shimonek, Nic	Eastern Washington
35	Pass	Cantrell, Dylan from Shimonek, Nic	Arizona State
*33	INT	Sykes, Willie	Eastern Washington
*29	Pass	Cantrell, Dylan from Shimonek, Nic	Arizona State
29	Pass	Cantrell, Dylan from Shimonek, Nic	Arizona State
29	Pass	Willies, Derrick from Shimonek, Nic	Eastern Washington
*28	Pass	Willies, Derrick from Shimonek, Nic	Arizona State
26	Pass	Stockton, Justin from Shimonek, Nic	Arizona State
*25	Rush	Stockton, Justin	Eastern Washington

* touchdown scored on play

LONGEST PLAYS BY THE NUMBERS

Long Plays by Yards	NO.	TD
100+	0	0
90-99	0	0
80-89	0	0
70-79	1	1
60-69	1	1
50-59	0	0
40-49	1	0
30-39	3	1
20-29	6	3

LONGEST PLAYS BY TYPE

Long Plays by Type	NO.	TD
Rushing	1	1
Passing	10	4
Punt returns	0	0
Kick returns	0	0
Interceptions	1	1
Fumble returns	0	0
Other	0	0
TOTAL	12	6

LONGEST PLAYS BY PLAYER

Player	NO.	TD	R	P	KR	PR	IR	FR
Willies, Derrick	3	2	0	3	0	0	0	0
Cantrell, Dylan	3	1	0	3	0	0	0	0
Stockton, Justin	2	1	1	1	0	0	0	0
Coutee, Keke	2	1	0	2	0	0	0	0
Sykes, Willie	1	1	0	0	0	0	1	0
High, Ja'Deion	1	0	0	1	0	0	0	0
TOTAL	12	6	1	10	0	0	1	0

LONGEST PLAYS OF THE YEAR

Rushing	25	Justin Stockton vs Eastern Washington
Rushing Touchdown	25	Justin Stockton vs Eastern Washington
Passing	75	Derrick Willies from Nic Shimonek vs Eastern Washington
Passing Touchdown	75	Derrick Willies from Nic Shimonek vs Eastern Washington
Punt Return	8	Cameron Batson vs Arizona State
Kick Return	None	
Fumble Return	None	
Interception Return	33	Willie Sykes vs Eastern Washington
Punt	53	Dominic Panazzolo vs Eastern Washington
Field Goal	39	Michael Barden vs Arizona State

SUPERLATIVES

INDIVIDUAL GAME HIGHS

Rushes	12	Stockton, Justin vs Arizona State (Sep 16, 2017)
Yards Rushing	57	Nisby, Desmond vs Eastern Washington (Sep 02, 2017)
TD Rushes	2	Stockton, Justin vs Eastern Washington (Sep 02, 2017)
Long Rush	25	Stockton, Justin vs Eastern Washington (Sep 02, 2017)
Pass attempts	50	Shimonek, Nic vs Arizona State (Sep 16, 2017)
Pass completions	37	Shimonek, Nic vs Arizona State (Sep 16, 2017)
Yards Passing	543	Shimonek, Nic vs Arizona State (Sep 16, 2017)
TD Passes	6	Shimonek, Nic vs Arizona State (Sep 16, 2017)
Long Pass	75	Shimonek, Nic vs Eastern Washington (Sep 02, 2017)
Receptions	12	Coutee, Keke vs Arizona State (Sep 16, 2017)
Yards Receiving	186	Coutee, Keke vs Arizona State (Sep 16, 2017)
TD Receptions	2	Coutee, Keke vs Eastern Washington (Sep 02, 2017) Cantrell, Dylan vs Arizona State (Sep 16, 2017)
Long Reception	75	Willies, Derrick vs Eastern Washington (Sep 02, 2017)
Field Goals	1	Barden, Michael vs Arizona State (Sep 16, 2017)
Long Field Goal	39	Barden, Michael vs Arizona State (Sep 16, 2017)
Punts	3	Panazzolo, Dominic vs Eastern Washington (Sep 02, 2017) Panazzolo, Dominic vs Arizona State (Sep 16, 2017)
Punting Avg	39.3	Panazzolo, Dominic vs Arizona State (Sep 16, 2017)
Long Punt	53	Panazzolo, Dominic vs Eastern Washington (Sep 02, 2017)
Punts inside 20	2	Panazzolo, Dominic vs Eastern Washington (Sep 02, 2017)
Long Punt Return	8	Batson, Cameron vs Arizona State (Sep 16, 2017)
Long Kickoff Return	0	
Tackles	13	Brooks, Jordyn vs Arizona State (Sep 16, 2017)
Sacks	1.0	Jones, Tony vs Eastern Washington (Sep 02, 2017) Allen, Dakota vs Arizona State (Sep 16, 2017) Thomas, Mychealon vs Arizona State (Sep 16, 2017)
Tackles For Loss	2.0	Hill, Kolin vs Eastern Washington (Sep 02, 2017)
Interceptions	1	Jones, Tony vs Eastern Washington (Sep 02, 2017) Sykes, Willie vs Eastern Washington (Sep 02, 2017)

TEAM GAME HIGHS

Rushes	40	vs Eastern Washington (Sep 02, 2017)
Yards Rushing	177	vs Eastern Washington (Sep 02, 2017)
Yards Per Rush	4.4	vs Eastern Washington (Sep 02, 2017)
TD Rushes	3	vs Eastern Washington (Sep 02, 2017)
Pass attempts	50	vs Arizona State (Sep 16, 2017)
Pass completions	37	vs Arizona State (Sep 16, 2017)
Yards Passing	543	vs Arizona State (Sep 16, 2017)
Yards Per Pass	12.8	vs Eastern Washington (Sep 02, 2017)
TD Passes	6	vs Arizona State (Sep 16, 2017)
Total Plays	79	vs Arizona State (Sep 16, 2017)
Total Offense	626	vs Eastern Washington (Sep 02, 2017)
Yards Per Play	8.3	vs Eastern Washington (Sep 02, 2017)
Points	56	vs Eastern Washington (Sep 02, 2017)
Sacks By	3	vs Arizona State (Sep 16, 2017)
First Downs	33	vs Arizona State (Sep 16, 2017)
Penalties	11	vs Eastern Washington (Sep 02, 2017)
Penalty Yards	120	vs Eastern Washington (Sep 02, 2017)
Turnovers	1	vs Arizona State (Sep 16, 2017)
Interceptions By	2	vs Eastern Washington (Sep 02, 2017)
Punts	3	vs Eastern Washington (Sep 02, 2017) vs Arizona State (Sep 16, 2017)
Punting Avg	39.3	vs Arizona State (Sep 16, 2017)
Long Punt	53	vs Eastern Washington (Sep 02, 2017)
Punts inside 20	2	vs Eastern Washington (Sep 02, 2017)
Long Punt Return	8	vs Arizona State (Sep 16, 2017)

OPPONENT INDIVIDUAL GAME HIGHS

Rushes	16	Ballage, Kalen, vs Arizona State (Sep 16, 2017)
Yards Rushing	57	McPHERSON, Sam, vs Eastern Washington (Sep 02, 2017)
TD Rushes	1	Ballage, Kalen, vs Arizona State (Sep 16, 2017) Darby, Frank, vs Arizona State (Sep 16, 2017) Richard, Demario, vs Arizona State (Sep 16, 2017)
Long Rush	23	McPHERSON, Sam, vs Eastern Washington (Sep 02, 2017)
Pass attempts	41	Wilkins, Manny, vs Arizona State (Sep 16, 2017)
Pass completions	27	Wilkins, Manny, vs Arizona State (Sep 16, 2017)
Yards Passing	326	Wilkins, Manny, vs Arizona State (Sep 16, 2017)
TD Passes	3	Wilkins, Manny, vs Arizona State (Sep 16, 2017)
Long Pass	54	Wilkins, Manny, vs Arizona State (Sep 16, 2017)
Receptions	13	Harry, N'Keal, vs Arizona State (Sep 16, 2017)
Yards Receiving	148	Harry, N'Keal, vs Arizona State (Sep 16, 2017)
TD Receptions	2	Williams, Kyle, vs Arizona State (Sep 16, 2017)
Long Reception	54	Williams, Kyle, vs Arizona State (Sep 16, 2017)
Field Goals	1	ALCOBENDAS R., vs Eastern Washington (Sep 02, 2017) Ruiz, Brandon, vs Arizona State (Sep 16, 2017)
Long Field Goal	44	Ruiz, Brandon, vs Arizona State (Sep 16, 2017)
Punts	6	DASCALO, Jordan, vs Eastern Washington (Sep 02, 2017)
Punting Avg	46.8	DASCALO, Jordan, vs Eastern Washington (Sep 02, 2017)
Long Punt	58	DASCALO, Jordan, vs Eastern Washington (Sep 02, 2017)
Punts inside 20	2	DASCALO, Jordan, vs Eastern Washington (Sep 02, 2017)
Long Punt Return	11	Newsome, Ryan, vs Arizona State (Sep 16, 2017)
Long Kickoff Return	27	Ballage, Kalen, vs Arizona State (Sep 16, 2017)
Tackles	11	Sam, Christian, vs Arizona State (Sep 16, 2017)
Sacks	2.0	Wicker, JoJo, vs Arizona State (Sep 16, 2017)
Tackles For Loss	2.0	Wicker, JoJo, vs Arizona State (Sep 16, 2017)
Interceptions	0	

OPPONENT TEAM GAME HIGHS

Rushes	44	vs Arizona State (Sep 16, 2017)
Yards Rushing	168	vs Arizona State (Sep 16, 2017)
Yards Per Rush	3.8	vs Arizona State (Sep 16, 2017)
TD Rushes	3	vs Arizona State (Sep 16, 2017)
Pass attempts	41	vs Arizona State (Sep 16, 2017)
Pass completions	27	vs Arizona State (Sep 16, 2017)
Yards Passing	326	vs Arizona State (Sep 16, 2017)
Yards Per Pass	8.0	vs Arizona State (Sep 16, 2017)
TD Passes	3	vs Arizona State (Sep 16, 2017)
Total Plays	85	vs Arizona State (Sep 16, 2017)
Total Offense	494	vs Arizona State (Sep 16, 2017)
Yards Per Play	5.8	vs Arizona State (Sep 16, 2017)
Points	45	vs Arizona State (Sep 16, 2017)
Sacks By	3	vs Arizona State (Sep 16, 2017)
First Downs	27	vs Arizona State (Sep 16, 2017)
Penalties	5	vs Eastern Washington (Sep 02, 2017)
Penalty Yards	55	vs Eastern Washington (Sep 02, 2017)
Turnovers	3	vs Eastern Washington (Sep 02, 2017)
Interceptions By	0	
Punts	6	vs Eastern Washington (Sep 02, 2017)
Punting Avg	46.8	vs Eastern Washington (Sep 02, 2017)
Long Punt	58	vs Eastern Washington (Sep 02, 2017)
Punts inside 20	2	vs Eastern Washington (Sep 02, 2017)
Long Punt Return	11	vs Arizona State (Sep 16, 2017)

GAME RECAPS - GAME 1

E. WASHINGTON	0	10	0	0	-	10
TEXAS TECH	7	21	21	7	-	56

Jones AT&T Stadium | Lubbock, Texas | 3 p.m. | FOX Sports Net | Attendance: 54,988



■ Nic Shimonek finished 26-of-30 for 384 yards and three touchdowns in his first career start. The senior left the game late in the third quarter with the Red Raiders leading handily.

LUBBOCK, Texas (AP) - Nic Shimonek threw for 384 yards and three touchdowns in his first career start and Texas Tech opened the 2017 season with a 56-10 win over Eastern Washington on Saturday.

Shimonek completed his first 14 passes and finished 26-of-30 as the Red Raiders pulled away with three touchdowns each in the second and third quarters, capped by Willie Sykes' 33-yard interception return for a 49-10 lead the first play after Justin Stockton's second TD run.

Gage Gubrud threw for 207 yards and a touchdown for Eastern Washington, which upset Washington State in last year's opener on the way to the semifinals of the FCS playoffs.

Texas Tech led 7-3 when Shimonek threw the first of three second-quarter touchdowns, a 75-yarder to Derrick Willies. Keke Coutee caught the other two from 68 and 17 yards, finishing with 99 yards receiving. Willies had 126 yards receiving.

Head coach Kliff Kingsbury improved to 5-0 in openers at his alma mater.

Aaron Best lost his coaching debut at his alma mater to the same school that beat former coach Beau Baldwin 49-24 in his debut in 2008. Best went to the same high school as Baldwin in Tacoma, Washington, and was Baldwin's offensive line coach all nine seasons at EWU before Baldwin left to become offensive coordinator at California.

Tech backup McLane Carter threw a 22-yard pass to Quan Shorts to complete the scoring early in the fourth quarter as the Red Raiders outgained Eastern Washington 626-301.

Terence Grady had 93 yards receiving and EWU's only touchdown, a 22-yarder in the second quarter.

THE TAKEAWAY

Texas Tech: The Red Raiders didn't get off to the kind of hot start Kingsbury would have preferred, but EWU hasn't been a pushover against the higher division. The Eagles have three FBS wins in the past five seasons.

POSTGAME NOTES

■ The win marked the 15th-consecutive year Texas Tech has opened its season with a win, which is now the tied for the second-longest active streak in the FBS after Florida lost to Michigan. Tech trails Ohio State's FBS-leading 17-consecutive years of opening with a win after the Buckeyes defeated Indiana to open their season. Alabama has also won 16-straight season openers after topping No. 3 Florida State.

■ With its 56 points, Texas Tech Athletics will donate \$5,600 to Hurricane Harvey relief efforts as part of its #ScoreOnHarvey campaign. Texas Tech head coach Kliff Kingsbury will match that amount in a donation of his own for a total \$11,200. Several Texas Tech Athletics staff members have also committed donations based on today's game as well.

■ Texas Tech forced three turnovers in the win, while failing to give up one of its own. The Red Raiders are now 10-3 under Kliff Kingsbury when leading the turnover battle and have forced at least two turnovers in back-to-back games for the first time since the UTEP and Arkansas games on Sept. 12 and Sept. 19, 2015. Tech forced Baylor into three fumbles in the final game of last season.

■ Eastern Washington's 10 points in today's game marked the fewest allowed by the Red Raiders since Texas Tech topped Texas State, 33-7, on Sept. 21, 2013.

■ Nic Shimonek was down-right accurate in his first career start as Texas Tech's signal caller as he completed his first 14 passes to start the game. His streak was only one completion shy of tying the Texas Tech single-game record of 15 that was set by Seth Doege at New Mexico on Sept. 17, 2011 and Taylor Potts versus Baylor on Oct. 9, 2010.

■ Jah'Shawn Johnson's forced fumble on Eastern Washington's first drive marked the sixth already in his career. He finished with a share of the team high with seven tackles.

SCORING SUMMARY

QTR	Time	Team	Scoring Play	Drive / Time
1st	01:51	TTU	Stockton, J. 25 yd run (Ewton, M. kick)	5-80 / 1:32
2nd	10:32	EWU	ALCOBENDAS R. 22 yd field goal	16-71 / 6:19
	10:21	TTU	Willies, D. 75 yd pass from Shimonek, N. (Ewton, M. kick)	1-75 / 0:11
	05:45	TTU	Coutee, K. 68 yd pass from Shimonek, N. (Ewton, M. kick)	3-68 / 1:39
	04:07	EWU	GRADY, T. 22 yd pass from GUBRUD, G. (ALCOBENDAS R. kick)	5-75 / 1:38
	00:29	TTU	Coutee, K. 17 yd pass from Shimonek, N. (Ewton, M. kick)	9-75 / 3:38
3rd	07:17	TTU	King, T. 1 yd run (Ewton, M. kick)	10-81 / 4:15
	03:18	TTU	Stockton, J. 4 yd run (Ewton, M. kick)	11-85 / 3:10
	03:09	TTU	Sykes, W. 33 yd interception return (Ewton, M. kick)	
4th	12:44	TTU	Shorts, Q. 22 yd pass from Carter, M. (Ewton, M. kick)	9-69 / 3:07

RUSHING: Eastern Washington - McPHERSON, Sam 13-57; CUSTER Jr., A. 12-26; GUBRUD,

Gage 5-10; SBLENDORIO, Nic 2-6; BARRIERE, Eric 2-minus 3; Team 2-minus 15. **Texas Tech** - Nisby, Desmond 6-57; Stockton, Justin 8-47; Felton, Demarcus 6-30; Reed, Mason 7-25; King, Tre 4-17; Carter, McLane 1-9; Duffey, Jett 4-6; Woodward, Caleb 1-5; Willies, Derrick 1-0; Shimonek, Nic 2-minus 19.

PASSING: Eastern Washington - GUBRUD, Gage 22-34-1-207; BARRIERE, Eric 1-2-1-13. **Texas Tech** - Shimonek, Nic 26-30-0-384; Carter, McLane 3-3-0-49; Duffey, Jett 2-0-0-16.

RECEIVING: Eastern Washington - GRADY, Terence 8-93; WEBSTER, Nsimba 6-57; SBLENDORIO, Nic 4-30; WILLIAMS, J. 2-21; STILES, Stu 2-12; CUSTER Jr., A. 1-7. **Texas Tech** - Batson, Cameron 6-53; Coutee, Keke 5-99; Willies, Derrick 4-126; Cantrell, Dylan 4-35; High, Ja'Deion 2-35; Shorts, Quan 2-30; King, Tre 2-16; Thompson, Donta 1-20; Wesley, Antoine 1-13; Vasher, T.J. 1-11; Robinson, JoJo 1-7; Bowman, De'Quan 1-3; Stockton, Justin 1-1.

INTERCEPTIONS: Eastern Washington - None. **Texas Tech** - Sykes, Willie 1-33; Jones, Tony 1-2.

TACKLES (UA-A): Eastern Washington - FETTIG, Mitch 6-2; CALHOUN, Kurt 5-1; WEBSTER, Nzuzi 5-1; HOFFMAN, Jake 4-2; HAYES, Dehonta 4-0; SENDELBAUGH, J. 3-1; TUCKER, D'Iondo 3-0; HOGAN, Darnell 2-1; GURLEY, A. 1-2; KARSTETTER, C. 2-0; MONTGOMERY, B. 2-0; HAVILI, Albert 2-0; TIULI, Jay-Tee 2-0; CRINER, Calin 2-0; LEWIS, Josh 2-0; PRUNTY, Tysen 1-1; KATZENBERGER A. 1-1; MOORE, Keith 1-1; WILLIAMS, K. 1-1; MATAIA Jr., R. 1-0; LEDBETTER, D. 1-0; BAUMANN, Conner 1-0; OJOH, Chris 1-0; LEVAO, Kaleb 1-0; KREIFELS, John 1-0; LINO, Andre 1-0; SAUGEN, Marcus 1-0.

Texas Tech - Johnson, Jah'Shawn 5-2; Brooks, Jordyn 4-3; Allen, Dakota 2-4; Stringer, Brayden 4-1; Morgan, Octavious 3-1; Polite-Bray, DJ 3-0; Dorsey, Vaughn 3-0; Gilmore, Lonzell 3-0; Thomas, Mychealon 0-3; Smith, Desmon 2-0; Hill, Kolin 2-0; Jeffers, Riko 2-0; Allen, Kisean 1-1; Jones, Tony 1-1; Sykes, Willie 0-2; Lane, Jaylon 1-0; Parker, Justus 1-0; Yontz, Quentin 1-0; King, Tre 1-0; Coleman, Douglas 1-0; Wallace, Abraham 1-0; Reed, Mason 1-0; Howard, Eli 0-1; Taylor, Christian 0-1; Walker, Trevor 0-1; Nunez, Talar 0-1.

TEAM STATISTICS

	EWU	TTU
FIRST DOWNS	19	32
RUSHES-YARDS (NET)	36-81	40-177
PASSING YDS (NET)	220	449
Passes Att-Comp-Int	36-23-2	35-31-0
TOTAL OFFENSE PLAYS-YARDS.....	72-301	75-626
Fumble Returns-Yards	0-0	0-0
Punt Returns-Yards.....	0-0	2-4
Kickoff Returns-Yards	3-60	0-0
Interception Returns-Yards.....	0-0	2-35
Punts (Number-Avg)	6-46.8	3-36.7
Fumbles-Lost	1-1	2-0
Penalties-Yards.....	5-55	11-120
Possession Time	27:21	32:39
Third-Down Conversions	6 of 15	5 of 10
Fourth-Down Conversions.....	1 of 2	0 of 2
Red-Zone Scores-Chances	1-1	3-4
Sacks By: Number-Yards	2-19	1-10

GAME RECAPS - GAME 2

ARIZONA STATE	3	14	21	7	-	45
TEXAS TECH	21	14	10	7	-	52

Jones AT&T Stadium | Lubbock, Texas | 7 p.m. | FOX Sports Net | Attendance: 58,547



■ Mychealon Thomas recovered a fumble while adding a career-high four tackles in Texas Tech's 52-45 victory over Arizona State.

LUBBOCK, Texas (AP) - Nic Shimonek threw for six touchdowns, receiver Dylan Cantrell had the go-ahead score on a 3-yard run in the final two minutes and Texas Tech beat Arizona State 52-45 in another high-scoring duel Saturday night.

Manny Wilkins' deep pass on fourth-and-30 was overthrown on the final Arizona State possession as the Sun Devils (1-2) fell short after rallying from 18 points down at halftime and 14 behind late in the third quarter.

The Red Raiders started 2-0 for the fourth time in five seasons under coach Kliff Kingsbury.

Cantrell already had two touchdown catches, a one-armed grab for a first down and a leaping catch on the 90-yard go-ahead drive when he took a handoff from Shimonek on a sweep and stretched the ball over the goal line just inside the pylon with 1:55 remaining.

Shimonek, who finished with 543 yards passing, had five scores at halftime after a one-hour weather delay before kickoff.

Cantrell had a career-high 160 yards receiving and Keke Coutee set career marks with 12 catches for 186 yards. Coutee had one score.

Wilkins threw for 326 yards and three touchdowns. N'Keal Harry had 13 catches for 148 yards and a tying 21-yard touchdown early in the fourth quarter.

Ballage, who finished with 56 yards in 16 carries, got the ASU rally going with a 1-yard plunge early in the second half.

Shimonek was 37 of 50 and has nine touchdowns with no interceptions in 80 attempts in the first two starts of his career.

POSTGAME NOTES

■ Texas Tech won its second game in three seasons against a Power 5 non-conference opponent. The Red Raiders have defeated 10 Power 5 opponents in non-conference action since 2004.

■ Nic Shimonek was once again accurate in his second career start leading the Red Raiders as he finished 37-of-50 for a career-high 543 yards and six touchdowns. Through two games this season, Shimonek is completing 78.8 percent of his passes with nine touchdowns and zero interceptions.

■ Shimonek's 543 passing yards ranks ninth all-time on the Texas Tech single-game chart. It marked the most passing yards by a Red Raider since Patrick Mahomes III threw for 586 yards during the Baylor game last season.

■ Shimonek is the seventh quarterback in program history to throw for 500-plus yards in a game. It marked the 16th time in school history that a Texas Tech quarterback has reached the 500-yard plateau.

■ Texas Tech set up its final touchdown of the first half via a Ja'Deion High blocked punt with just over a minute remaining. It marked Tech's first blocked punt since current Detroit Lions standout Kerry Hyder got his hand on an Oklahoma State punt in 2013.

■ Keke Coutee and Dylan Cantrell both went over 100 receiving yards in tonight's win, marking the first time since the 2016 season finale against Baylor that the Red Raiders had multiple wide-outs reach the 100-yard mark. Ironically, both Coutee and Cantrell were those two receivers in last year's meeting with Baylor.

■ Keke Coutee found the endzone for the third time already this season as he scampered in on a 12-yard touchdown pass from Nic Shimonek with 4:25 remaining in the first quarter. Coutee put together another outstanding performance for the Red Raiders, totaling a career-best 186 yards through the air on a career-high 12 catches. He now has four 100-yard receiving performances during his career.

■ Jordyn Brooks led the Red Raider defense with 13 tackles in tonight's win. It was the fourth time in Brooks' career where he has totaled 10 or more tackles in a game.

SCORING SUMMARY

QTR	Time	Team	Scoring Play	Drive / Time
1st	07:48	ASU	Ruiz, B. 44 yd field goal	8-46 / 3:14
	04:25	TTU	Coutee, K. 12 yd pass from Shimonek, N. (Hatfield, C. kick)	10-75 / 3:23
	01:48	TTU	Batson, C. 11 yd pass from Shimonek, N. (Hatfield, C. kick)	3-72 / 0:52
	00:04	TTU	Cantrell, D. 29 yd pass from Shimonek, N. (Hatfield, C. kick)	3-22 / 1:05
2nd	11:42	ASU	Williams, K. 3 yd pass from Wilkins, M. (Ruiz, B. kick)	8-75 / 3:22
	05:34	ASU	Richard, D. 1 yd run (Ruiz, B. kick)	9-80 / 3:50
	03:31	TTU	Reed, M. 10 yd pass from Shimonek, N. (Hatfield, C. kick)	5-75 / 2:03
	00:30	TTU	Cantrell, D. 14 yd pass from Shimonek, N. (Hatfield, C. kick)	4-27 / 0:37
3rd	11:49	ASU	Ballage, K. 1 yd run (Ruiz, B. kick)	5-73 / 1:27
	09:25	TTU	Willies, D. 28 yd pass from Shimonek, N. (Barden, M. kick)	7-75 / 2:24
	06:31	ASU	Darby, F. 21 yd run (Ruiz, B. kick)	9-74 / 2:54
	03:06	TTU	Barden, M. 39 yd field goal	10-54 / 3:25
	00:37	ASU	Williams, K. 9 yd pass from Wilkins, M. (Ruiz, B. kick)	9-79 / 2:29
4th	09:52	ASU	Harry, N. 21 yd pass from Wilkins, M. (Ruiz, B. kick)	9-62 / 4:10
	01:55	TTU	Cantrell, D. 3 yd run (Barden, M. kick)	12-90 / 4:31

RUSHING: Arizona State - Ballage, Kalen 16-56; Richard, Demario 15-53; Wilkins, Manny 10-25; Darby, Frank 1-21; Harry, N'Keal 1-17; TEAM 1-minus 4. Texas Tech - Stockton, Justin 12-47; Nisby, Desmond 9-45; King, Tre 1-4; Cantrell, Dylan 1-3; Team 2-minus 3; Shimonek, Nic 4-minus 24.

PASSING: Arizona State - Wilkins, Manny 27-41-0-326. Texas Tech - Shimonek, Nic 37-50-0-543.

RECEIVING: Arizona State - Harry, N'Keal 13-148; Williams, Kyle 7-111; Harvey, Jalen 3-48; Chatman, T. 1-8; Ballage, Kalen 1-8; Newsome, Ryan 1-2; Jenkins, Ryan 1-1. Texas Tech - Coutee, Keke 12-186; Cantrell, Dylan 8-160; Batson, Cameron 6-59; Stockton, Justin 5-56; Willies, Derrick 4-56; Reed, Mason 2-26.

INTERCEPTIONS: Arizona State - None. Texas Tech - None.

TACKLES (UA-A): Arizona State - Sam, Christian 9-2; Calhoun, DJ 6-4; Adams, Chad 4-3; Bryant, Joey 4-1; Rhodes, J. 3-2; King, Demonte 3-1; Tautalatasi, D. 3-0; Wicker, JoJo 3-0; Williams, Kobe 2-1; Latu, Alani 2-1; Thompson, Abe 2-0; Lucas, Chase 2-0; Smallwood, T. 1-1; Lawal, Malik 1-0; Crump, Koron 0-1; Jenkins, Ryan 0-1. Texas Tech - Brooks, Jordyn 8-5; Johnson, Jah'Shawn 9-3; Allen, Dakota 4-5; Morgan, Octavious 4-2; Jones, Tony 3-2; Coleman, Douglas 4-0; Lane, Jaylon 4-0; Barnes, Zach 3-1; Howard, Eli 2-2; Thomas, Mychealon 2-2; Allen, Kisean 2-1; Washington, B. 2-1; High, Ja'Deion 1-0; Dorsey, Vaughn 1-0; Sykes, Willie 1-0; Moore, Kevin 1-0; Polite-Bray, DJ 1-0; Reed, Mason 1-0; Fields, DaMarcus 0-1; Stringer, Brayden 0-1; Hill, Kolin 0-1; McCann, Nick 0-1.

TEAM STATISTICS

	ASU	TTU
FIRST DOWNS	27	33
RUSHES-YARDS (NET)	44-168	29-72
PASSING YDS (NET)	326	543
Passes Att-Comp-Int	41-27-0	50-37-0
TOTAL OFFENSE PLAYS-YARDS.....	85-494	79-615
Fumble Returns-Yards	0-0	0-0
Punt Returns-Yards.....	1-11	2-19
Kickoff Returns-Yards	4-92	0-0
Interception Returns-Yards.....	0-0	0-0
Punts (Number-Avg)	3-30.3	3-39.3
Fumbles-Lost	2-1	1-1
Penalties-Yards.....	4-37	6-67
Possession Time	32:29	27:31
Third-Down Conversions	7 of 15	6 of 11
Fourth-Down Conversions.....	2 of 3	0 of 1
Red-Zone Scores-Chances	4-4	6-8
Sacks By: Number-Yards	3-25	3-35

THE LAST TIME TEXAS TECH...

OFFENSE (TEAM)

SCORING (All Games)

Scored 50 or more points	52, vs. Arizona State (2017)
Scored 60 or more points	69, vs. Stephen F. Austin (2016)
Scored 70 or more points	75, vs. Northwestern State (2007)
Scored 80 or more points	80, vs. Sam Houston State (2005)

Was held to 10 or fewer points	10, vs. Iowa State (2016)
Was held to 7 or fewer points	6, vs. #2 Oklahoma State (2011)
Was held to 3 or fewer points	3, at #20 TCU (2006)
Was shutout	0, at #2 Nebraska (1997)
Was shutout in back-to-back games	vs. SMU, 0-14, at Rice, 0-14 (1962)
Was held without an offensive touchdown	vs. #2 Oklahoma State (2011)
Was held without a touchdown	at #20 TCU (2006)

Allowed 50 or more points	52, vs. Arizona State (2017)
Allowed 60 or more points	66, at Iowa State (2016)
Allowed 70 or more points	70, vs. #12 Oklahoma State (2015)
Allowed 80 or more points	82, at #10 TCU (2014)

Shutout opponent	vs. Southeastern Louisiana, 62-0 (2006)
Shutout opponent in back-to-back games	at Texas Wesleyan, 13-0 at New Mexico, 27-0 (1949)
Shutout opponent in a half	vs. Eastern Washington, 28-0 (2017)
Held opponent without an offensive touchdown	vs. Northwestern State, 44-6 (2012)

SCORING (Home Games)

Scored 50 or more points	56, vs. Eastern Washington (2017)
Scored 60 or more points	69, vs. Stephen F. Austin (2016)
Scored 70 or more points	75, vs. Northwestern State (2007)
Scored 80 or more points	80, vs. Sam Houston State (2005)

Was held to 10 or fewer points	6, vs. #2 Oklahoma State (2011)
Was held to 7 or fewer points	6, vs. #2 Oklahoma State (2011)
Was held to 3 or fewer points	3, vs. #1 Nebraska (2000)
Was shutout	0, vs. #20 Arkansas (1987)
Was held without an offensive touchdown	vs. #2 Oklahoma State (2011)
Was held without a touchdown	vs. #1 Nebraska (2000)

Allowed 50 or more points	66, vs. #16 Oklahoma (2016)
Allowed 60 or more points	66, vs. #16 Oklahoma (2016)

Shutout opponent	vs. Southeastern Louisiana, 62-0 (2006)
Held opponent without an offensive touchdown	vs. Northwestern State, 44-6 (2012)
Shutout opponent in a half	vs. Eastern Washington, 28-0 (2017)

SCORING (Away Games)

Scored 50 or more points	55, at Arizona State (2016)
Scored 60 or more points	63, at #19 Kansas (2008)
Scored 70 or more points	N/A

Was held to 10 or fewer points	10, vs. Iowa State (2016)
Was held to 7 or fewer points	7, at #16 Oklahoma (2010)
Was held to 3 or fewer points	3, at #20 TCU (2006)
Was shutout	0, at #2 Nebraska (1997)
Was held without an offensive touchdown	at #20 TCU (2006)
Was held without a touchdown	at #20 TCU (2006)

Allowed 50 or more points	66, at Iowa State (2016)
Allowed 60 or more points	66, at Iowa State (2016)
Allowed 70 or more points	82, at #10 TCU (2014)

Shutout opponent	at Baylor, 28-0 (2005)
Held opponent without an offensive touchdown	at #20 TCU, 3-12 (2006)
Shutout opponent in a half	at Kansas, 20-0 (2015)

TOTAL OFFENSE

Had 550 or more total yards	615, vs. Arizona State (2017)
Had 600 or more total yards	626, vs. Eastern Washington (2017)
Had 650 or more total yards	666, vs. Baylor (2016)
Had 700 or more total yards	854, vs. #16 Oklahoma (2016)
Had 750 or more total yards	854, vs. #16 Oklahoma (2016)

Was held to 300 or fewer total yards	270, vs. #2 Oklahoma State (2011)
Was held to 250 or fewer total yards	144, vs. #4 Texas (2010)
Was held to 200 or fewer total yards	144, vs. #4 Texas (2010)
Was held to 150 or fewer total yards	144, vs. #4 Texas (2010)
Was held to 100 or fewer total yards	90, vs. #8 Miami (Fla.) (1990)

RUSHING ATTEMPTS

Had 40 or more rushing attempts	40, vs. Eastern Washington (2017)
Had 45 or more rushing attempts	49, at TCU (2016)
Had 50 or more rushing attempts	51, at Texas (2015)
Had 55 or more rushing attempts	55, at Baylor (1999)
Had 60 or more rushing attempts	61, vs. North Texas (1998)
Had 64 or more rushing attempts	64, vs. #20 Texas A&M (1997)

Was held to 20 or fewer rushing attempts	14, at #22 Kansas State (2014)
Was held to 15 or fewer rushing attempts	14, at #22 Kansas State (2014)
Was held to 10 or fewer rushing attempts	7, at #15 Texas (2007)

RUSHING OFFENSE

Had 200 or more rushing yards	293, at Texas (2015)
Had 250 or more rushing yards	293, at Texas (2015)
Had 300 or more rushing yards	325, vs. New Mexico (2012)
Had 350 or more rushing yards	453, vs. Louisiana-Lafayette (1997)
Had 400 or more rushing yards	453, vs. Louisiana-Lafayette (1997)
Had 450 or more rushing yards	482, vs. Baylor (1996)

Was held to 50 or fewer rushing yards	34, vs. West Virginia (2016)
Was held to 40 or fewer rushing yards	34, vs. West Virginia (2016)
Was held to 30 or fewer rushing yards	29, vs. #22 LSU (2015)
Was held to 20 or fewer rushing yards	-14, vs. #25 Texas (2010)
Was held to 10 or fewer rushing yards	-14, vs. #25 Texas (2010)
Was held to negative rushing yards	-14, vs. #25 Texas (2010)

RUSHING TOUCHDOWNS

Had 4 or more rushing touchdowns	4, vs. Stephen F. Austin (2016)
Had 5 or more rushing touchdowns	5, at Texas (2015)
Was held without a rushing touchdown	at Iowa State (2016)
Was held without a rushing TD in back-to-back games	at #24 Oklahoma State/at #22 Kansas State (2014)
Was held without a rushing TD in 3 consecutive games	5 games (2006)

PASSING ATTEMPTS

Had 60 or more passing attempts	88, vs. #16 Oklahoma (2016)
Had 65 or more passing attempts	88, vs. #16 Oklahoma (2016)
Had 70 or more passing attempts	88, vs. #16 Oklahoma (2016)
Had 75 or more passing attempts	88, vs. #16 Oklahoma (2016)

Was held to 35 or fewer passing attempts	35, vs. Eastern Washington (2017)
Was held to 30 or fewer passing attempts	25, vs. Nebraska (2008)
Was held to 25 or fewer passing attempts	25, vs. Nebraska (2008)
Was held to 20 or fewer passing attempts	17, vs. Oklahoma (1999)
Was held to 15 or fewer passing attempts	14, vs. Iowa State (1999)
Was held to 10 or fewer passing attempts	10, at Texas (1997)

THE LAST TIME TEXAS TECH...**PASSING COMPLETIONS**

Had 47 or more passing completions	52, vs. #16 Oklahoma (2016)
Had 48 or more passing completions	52, vs. #16 Oklahoma (2016)
Had 49 or more passing completions	52, vs. #16 Oklahoma (2016)
Had 50 or more passing completions	52, vs. #16 Oklahoma (2016)
Had 51 or more passing completions	52, vs. #16 Oklahoma (2016)
Had 52 or more passing completions	52, vs. #16 Oklahoma (2016)

Was held to 20 or fewer passing completions	19, at Iowa State (2016)
Was held to 16 or fewer passing completions	16, vs. #13 Alabama (2005)
Was held to 10 or fewer passing completions	9, vs. Oklahoma (1999)
Was held to 8 or fewer passing completions	8, vs. Iowa State (1999)
Was held to 5 or fewer passing completions	3, at Texas (1997)

PASSING OFFENSE

Had 400 or more passing yards	543, vs. Arizona State (2017)
Had 450 or more passing yards	543, vs. Arizona State (2017)
Had 500 or more passing yards	543, vs. Arizona State (2017)
Had 550 or more passing yards	586, vs. Baylor (2016)
Had 600 or more passing yards	734, vs. #16 Oklahoma (2016)
Had 650 or more passing yards	734, vs. #16 Oklahoma (2016)

Was held to 200 or fewer passing yards	199, at West Virginia (2015)
Was held to 150 or fewer passing yards	144, at #16 Oklahoma (2010)
Was held to 100 or fewer passing yards	74, vs. Oklahoma State (1998)
Was held to 50 or fewer passing yards	42, vs. Rice (1989)

PASSING TOUCHDOWNS

Had 5 or more passing touchdowns	6, vs. Baylor (2016)
Had 6 or more passing touchdowns	6, vs. Baylor (2016)
Had 7 or more passing touchdowns	8, vs. Kansas (2016)
Had 8 or more passing touchdowns	8, vs. Kansas (2016)

Was held without a passing TD	vs. Texas (2014)
Was held without a passing TD in back-to-back games	vs. Oklahoma/at #24 OSU (1997)
Was held without a passing TD in 3 consecutive games	7 games (1997)

PASSING INTERCEPTIONS

Had 3 or more passing interceptions	4, at #15 Oklahoma (2015)
Had 4 or more passing interceptions	4, at #15 Oklahoma (2015)
Had 5 or more passing interceptions	5, vs. #1 Oklahoma (2003)

Went 3 consecutive games without a passing INT	3 games (2011)
Went 4 consecutive games without a passing INT	5 games (1997)
Went 5 consecutive games without a passing INT	5 games (1997)

FUMBLES ALLOWED

Had 3 or more fumbles	3 (lost 0), vs. #22 LSU (2015)
Had 4 or more fumbles	4 (lost 3), vs. #5 Baylor (2014)
Had 5 or more fumbles	5 (lost 2), at #2 Texas (2009)
Had 6 or more fumbles	6 (lost 3), vs. #16 NC State (2002)
Had 7 or more fumbles	7 (lost 2), at #21 Kansas State (1996)

Went back-to-back games without a fumble	2 games (2008)
--	----------------

TURNOVERS ALLOWED

Had 4 or more turnovers	4, at Texas (2015)
Had 5 or more turnovers	5, vs. Texas A&M (2009)
Had 6 or more turnovers	6, vs. Colorado (2003)

Did not commit a turnover	vs. Louisiana Tech (2016)
Went back-to-back games without a turnover	2 games (2005)

DEFENSE (TEAM)**SCORING DEFENSE**

Shutout its opponent	0, vs. Southeastern Louisiana (2006)
Allowed 3 or fewer points	0, vs. Southeastern Louisiana (2006)
Allowed 7 or fewer points	7, vs. Texas State (2013)
Allowed 10 or fewer points	10, vs. Eastern Washington (2017)

Didn't allow an offensive touchdown	vs. Northwestern State (2012)
Didn't allow a touchdown	vs. Northwestern State (2012)

SCORING DEFENSE (Home Games)

Allowed 10 or fewer points	10, vs. Eastern Washington (2017)
Allowed 7 or fewer points	7, vs. Texas State (2013)
Allowed 3 or fewer points	0, vs. Southeastern Louisiana (2006)
Shutout its opponent	vs. Southeastern Louisiana (2006)
Held its opponent without an offensive touchdown	0, vs. Southeastern Louisiana (2006)
Held its opponent without a touchdown	0, vs. Southeastern Louisiana (2006)

Allowed 50 or more points	70, vs. #12 Oklahoma State (2015)
Allowed 60 or more points	70, vs. #12 Oklahoma State (2015)

SCORING DEFENSE (Away Games)

Allowed 10 or fewer points	10, at Texas State (2012)
Allowed 7 or fewer points	7, at Baylor (2007)
Allowed 3 or fewer points	0, at Baylor (2005)
Shutout its opponent	0, at Baylor (2005)
Held its opponent without an offensive touchdown	at SMU (2007)
Held its opponent without a touchdown	at SMU (2007)

Allowed 50 or more points	66, at Iowa State (2016)
Allowed 60 or more points	66, at Iowa State (2016)
Allowed 70 or more points	82, at #10 TCU (2014)

TOTAL DEFENSE

Allowed 300 or fewer total yards	296, vs. Kansas (2016)
Allowed 250 or fewer total yards	240, vs. Texas State (2013)
Allowed 200 or fewer total yards	189, at Iowa State (2012)
Allowed 150 or fewer total yards	127, vs. New Mexico (2012)
Allowed 125 or fewer total yards	84, vs. Northwestern State (2012)
Allowed 100 or fewer total yards	84, vs. Northwestern State (2012)

Allowed 500 or more total yards	634, vs. Baylor (2016)
Allowed 550 or more total yards	634, vs. Baylor (2016)
Allowed 600 or more total yards	634, vs. Baylor (2016)
Allowed 650 or more total yards	658, vs. Texas (2016)
Allowed 700 or more total yards	854, vs. #16 Oklahoma (2016)
Allowed 750 or more total yards	854, vs. #16 Oklahoma (2016)

DEFENSIVE FIRST DOWNS ALLOWED

Allowed 12 or fewer first downs	11, vs. Texas State (2013)
Allowed 10 or fewer first downs	8, vs. New Mexico (2012)
Allowed 9 or fewer first downs	8, vs. New Mexico (2012)
Allowed 7 or fewer first downs	6, vs. Northwestern State (2012)
Allowed 5 or fewer first downs	5, vs. North Texas (1998)

Allowed 30 or more first downs	32, vs. Baylor (2016)
Allowed 35 or more first downs	35, at #15 Oklahoma (2015)

TACKLES FOR A LOSS

Recorded 12 or more tackles for a loss	12, vs. Texas State (2013)
Recorded 13 or more tackles for a loss	14, vs. Rice (2009)
Recorded 14 or more tackles for a loss	14, vs. Rice (2009)
Recorded 15 or more tackles for a loss	15, vs. Baylor (2002)

Was held without a tackle for a loss	0.0, vs. Houston (2010)
--------------------------------------	-------------------------

THE LAST TIME TEXAS TECH...**RUSHING DEFENSE**

Allowed 70 or fewer rushing yards	46, vs. Kansas (2016)
Allowed 60 or fewer rushing yards	46, vs. Kansas (2016)
Allowed 50 or fewer rushing yards	46, vs. Kansas (2016)
Allowed 40 or fewer rushing yards	13, vs. Northwestern State (2012)
Allowed 30 or fewer rushing yards	13, vs. Northwestern State (2012)
Allowed 20 or fewer rushing yards	13, vs. Northwestern State (2012)
Allowed 10 or fewer rushing yards	9, vs. Fresno State (1998)
Allowed 0 or fewer rushing yards	-12, at #21 Kansas State (1996)
Allowed -10 or fewer rushing yards	-12, at #21 Kansas State (1996)

Allowed 250 or more rushing yards	257, vs. Baylor (2016)
Allowed 300 or more rushing yards	414, vs. Texas (2016)
Allowed 350 or more rushing yards	414, vs. Texas (2016)
Allowed 400 or more rushing yards	414, vs. Texas (2016)
Allowed 450 or more rushing yards	469, at Missouri (2003)

DEFENSIVE SACKS

Had 4 or more sacks	4, vs. Kansas (2016)
Had 5 or more sacks	5, vs. Stephen F. Austin (2016)
Had 6 or more sacks	6, vs. Kansas (2009)

Was held without a sack in back-to-back games	4, at Kansas State, vs. West Virginia, vs. Oklahoma, at TCU (2016)
Was held without a sack in 3 consecutive games	4, at Kansas State, vs. West Virginia, vs. Oklahoma, at TCU (2016)
Was held without a sack in 4 consecutive games	4, at Kansas State, vs. West Virginia, vs. Oklahoma, at TCU (2016)

QUARTERBACK HURRIES

Had 5 or more quarterback hurries	5, vs. Arizona State (2017)
Had 10 or more quarterback hurries	10, vs. Missouri (2002)
Had 13 or more quarterback hurries	13, at New Mexico (2002)
Had 15 or more quarterback hurries	16, vs. Oklahoma (2001)
Had 18 or more quarterback hurries	18, vs. Oklahoma State (2000)

Was held without a quarterback hurry in 3 consecutive games	3 games (2014)
Was held without a quarterback hurry in 5 consecutive games	5 games (2008)

PASSING DEFENSE

Allowed 100 or fewer passing yards	64, at Texas (2015)
Allowed 75 or fewer passing yards	64, at Texas (2015)
Allowed 60 or fewer passing yards	29, vs. Kansas (2012)
Allowed 50 or fewer passing yards	29, vs. Kansas (2012)
Allowed 45 or fewer passing yards	29, vs. Kansas (2012)
Allowed 40 or fewer passing yards	29, vs. Kansas (2012)
Allowed 30 or fewer passing yards	29, vs. Kansas (2012)
Allowed 25 or fewer passing yards	0, vs. Arkansas (1974)

Allowed 350 or more passing yards	377, vs. Baylor (2016)
Allowed 400 or more passing yards	545, vs. #16 Oklahoma (2016)
Allowed 450 or more passing yards	545, vs. #16 Oklahoma (2016)
Allowed 500 or more passing yards	545, vs. #16 Oklahoma (2016)

DEFENSIVE INTERCEPTIONS

Had 3 or more interceptions	3, vs. Iowa State (2015)
Had 4 or more interceptions	5, vs. SMU (2008)
Had 5 or more interceptions	5, vs. SMU (2008)
Had 6 or more interceptions	6, vs. Houston (1993)

Was held without an interception in 4 consecutive games	7 games (2016)
Was held without an interception in 5 consecutive games	7 games (2016)
Was held without an interception in 6 consecutive games	7 games (2016)

PASS BREAKUPS

Had 10 or more pass breakups	10, vs. Texas (2016)
Had 15 or more pass breakups	16, vs. Oklahoma State (2002)

Was held without a pass breakup	0, at #25 Texas (2011)
---------------------------------	------------------------

FORCED TURNOVERS

Forced 3 or more turnovers	3, vs. Arizona State (2017)
Forced 4 or more turnovers	4, vs. Baylor (2015)
Forced 5 or more turnovers	5, at #19 Kansas (2008)
Forced 6 or more turnovers	7, vs. Nebraska (2004)
Forced 7 or more turnovers	7, vs. Nebraska (2004)

Forced a turnover in back-to-back games	vs. Eastern Washington, vs. Arizona State (2017)
Forced a turnover in 10 consecutive games	#5 BU, ISU, at KU, at #15 OU, vs. #12 OSU, at WVU, vs. KSU, at UT, #22 LSU, vs. Stephen F. Austin (2015-16)
Forced at least 2 turnovers in back-to-back games	vs. Eastern Washington, vs. Arizona State (2017)
Forced at least 2 turnovers in 3 consecutive games	Iowa State, at Kansas, at #15 Oklahoma (2015)

Was held without a forced turnover in back-to-back games	vs. Oklahoma, at TCU (2016)
Was held without a forced turnover in 3 consecutive games	4 games (2016)
Was held without a forced turnover in 4 consecutive games	4 games (2016)

FORCED FUMBLES

Forced 4 or more fumbles	4 (lost 3), at Kansas (2013)
Forced 5 or more fumbles	5 (lost 4), vs. Colorado (1999)
Forced 6 or more fumbles	7 (lost 4), vs. #5 Nebraska (1996)
Forced 7 or more fumbles	7 (lost 4), vs. #5 Nebraska (1996)

Was held without a forced fumble in back-to-back games	4 games (2016)
Was held without a forced fumble in 3 or more consecutive games	4 games (2016)
Was held without a forced fumble in 4 or more consecutive games	4 games (2016)
Was held without a forced fumble in 5 or more consecutive games	5 games (2012)
Was held without a forced fumble in 7 or more consecutive games	7 games (2004)

RECOVERED FUMBLES

Recovered 3 or more fumbles	3, vs. Baylor (2016)
Recovered 4 or more fumbles	4, vs. Texas State (2011)

Was held without a recovered fumble in 3 or more consecutive games	4 games (2016)
Was held without a recovered fumble in 4 or more consecutive games	4 games (2016)
Was held without a recovered fumble in 5 or more consecutive games	9 games (2012-13)
Was held without a recovered fumble in 6 or more consecutive games	9 games (2012-13)
Was held without a recovered fumble in 7 or more consecutive games	9 games (2012-13)
Was held without a recovered fumble in 8 or more consecutive games	9 games (2012-13)
Was held without a recovered fumble in 9 or more consecutive games	9 games (2012-13)

DEFENSIVE MISC.

Returned an interception for a touchdown	vs. Eastern Washington (2017)
Returned 2 interceptions for touchdowns	vs. Oklahoma State (2000)
Recorded an interception on the opponent's first offensive play	vs. Iowa State (2015)
Returned a fumble for a touchdown	vs. Texas (2016)
Returned a fumble for a TD to win the game with under 1:00	0:48, vs. Fresno State (1998)
Recorded a safety	vs. Stephen F. Austin (2013)

THE LAST TIME TEXAS TECH...**SPECIAL TEAMS (TEAM)****PUNT RETURN**

Had 100 or more punt return yards _____ 118, vs. Arizona State (2017)
 Had 150 or more punt return yards _____ 166, at #23 Texas A&M (2002)
 Returned a punt for a touchdown _____ at Nevada (2008) - Eric Morris, 86 yds
 Blocked a punt _____ vs. #12 Oklahoma State (2013) - Kerry Hyder
 Blocked 2 punts _____ at New Mexico (2010) - Aaron Crawford & Jonathan Brydon
 Returned a blocked punt for a touchdown _____ vs. Indiana State (2005) - Brandon Douglas, 2 yds

KICKOFF RETURN

Had 200 or more kick return yards _____ 256 (10 att.), vs. #20 Baylor (2011)
 Returned a kickoff for a touchdown _____ vs. #12 Oklahoma State (2015) - Jakeem Grant, 100 yds
 Returned an opening kickoff for a TD _____ vs. New Mexico (1973) - Lawrence Williams, 95 yds
 Returned a kickoff for a TD in season opener _____ vs. Sam Houston State (2015) - Jakeem Grant, 94 yds

PUNTING

Had a punt blocked _____ vs. Arizona State (2017)
 Had a punt blocked and returned for a TD _____ at #24 Oklahoma State (2012) - 30 yds

Did not punt _____ vs. Louisiana Tech (2016)
 Had 10 or more punts _____ 14, vs. #13 Kansas State (1997)
 Forced 10 or more punts _____ 11, vs. Iowa State (2013)

Faked a punt and scored a touchdown _____ at Texas (2013) - P Ryan Erxleben (51-yd run)

FIELD GOALS & PAT

Blocked a PAT attempt _____ at Kansas (2011) - Terrance Bullitt
 Blocked a field goal attempt _____ at TCU (2016), Kris Williams, 39 yards
 Returned a blocked field goal for a TD _____ vs. Oklahoma State (2000) - Aaron Hunt/Lawrence Flugence - 79 Yds

Had a PAT blocked _____ at Kansas (2015)
 Missed a PAT attempt _____ vs. Baylor (2016)
 Had a field goal blocked _____ vs. Minnesota (2012)
 Had a field goal blocked and returned for a TD _____ vs. #23 Texas A&M (2011) - Dustin Harris/Terrance Frederick - 65 Yds

MISCELLANEOUS

Recovered an onside kick _____ at Oklahoma State (2016) - Michael Barden

MISCELLANEOUS (TEAM)**vs. NATIONALLY-RANKED OPPONENTS**

Defeated a ranked opponent _____ vs. #14 Arizona State (2013)
 Defeated a ranked opponent at home _____ vs. #24 TCU (2013)
 Defeated a ranked opponent on the road _____ at #21 TCU (2012)
 Defeated a ranked opponent at a neutral site _____ vs. #14 Arizona State (2013)
 Defeated a ranked opponent in back-to-back games _____ 2 games (2012)
 Defeated a ranked opponent in 3 consecutive games _____ 3 games (2008)

Lost to a ranked opponent _____ at #13 Oklahoma State (2016)
 Lost to a ranked opponent at home _____ vs. #16 Oklahoma (2016)
 Lost to a ranked opponent on the road _____ at #13 Oklahoma State (2016)
 Lost to a ranked opponent at a neutral site _____ vs. #22 LSU (2015)
 Lost to an unranked opponent at home _____ vs. Texas (2014)
 Lost to an unranked team on the road _____ at Kansas State (2016)

Shutout a ranked opponent _____ vs. #18 SMU (1980)
 Shutout a ranked opponent at home _____ vs. #18 SMU (1980)
 Shutout a ranked opponent on the road _____ Never Happened

Played to a tie _____ 39-39, vs. TCU (1981)
 Played to a 0-0 tie _____ 0-0, vs. Hardin-Simmons (1942)
 Played in an overtime game _____ vs. Kansas (2012) - W, 41-34 (2017)
 Played in an overtime game vs. ranked opponent _____ at #21 TCU (2012) - W, 56-53 (30T)
 Lost a game and didn't commit a turnover _____ #3 TCU (2015)

MARGIN OF VICTORY/DEFEAT

Won by 40 or more points _____ 46, Texas Tech 56, Eastern Washington 10 (2017)
 Won by 50 or more points _____ 52, Texas Tech 69, Stephen F. Austin 17 (2016)
 Won by 60 or more points _____ 68 points, Texas Tech 75, Northwestern State 7 (2007)

Lost by 30 or more points _____ 56, at Iowa State (2016)
 Lost by 40 or more points _____ 56, at Iowa State (2016)
 Lost by 50 or more points _____ 56, at Iowa State (2016)
 Lost by 60 or more points _____ 60, #2 Oklahoma State 66, Texas Tech 6 (2011)

TOTAL PLAYS

Had 90 or more total plays _____ 96, at #13 Oklahoma State (2016)
 Had 100 or more total plays _____ 100, vs. Texas (2016)
 Had 110 or more total plays _____ 111, vs. Iowa State (2003)

Was held to 65 or fewer total plays _____ 58, at Arkansas (2015)
 Was held to 60 or fewer total plays _____ 58, at Arkansas (2015)
 Was held to 50 or fewer total plays _____ 48, vs. Nebraska (2008)

FIRST DOWNS

Had 35 or more first downs _____ 42, vs. #16 Oklahoma (2016)
 Had 40 or more first downs _____ 42, vs. #16 Oklahoma (2016)
 Had 45 or more first downs _____ 45, vs. Iowa State (2003)

Was held to 20 or fewer first downs _____ 17, at Iowa State (2016)
 Was held to 15 or fewer first downs _____ 15, vs. Iowa State (2011)
 Was held to 10 or fewer first downs _____ 10, at #4 Oklahoma (2002)
 Was held to 9 or fewer first downs _____ 9, vs. Oklahoma (2001)
 Was held to 8 or fewer first downs _____ 6, vs. #13 Kansas State (1997)

TIME OF POSSESSION

Had 35:00 or more time of possession _____ 36:42, at Oklahoma State (2016)
 Had 36:00 or more time of possession _____ 36:42, at Oklahoma State (2016)
 Had 37:00 or more time of possession _____ 39:41, vs. #14 Missouri (2010)
 Had 38:00 or more time of possession _____ 39:41, vs. #14 Missouri (2010)
 Had 39:00 or more time of possession _____ 39:41, vs. #14 Missouri (2010)

Was held to 23:00 or fewer time of possession _____ 19:45, vs. UTEP (2015)
 Was held to 22:00 or fewer time of possession _____ 19:45, vs. UTEP (2015)
 Was held to 21:00 or fewer time of possession _____ 19:45, vs. UTEP (2015)
 Was held to 21:00 or fewer time of possession _____ 19:45, vs. UTEP (2015)
 Was held to 20:00 or fewer time of possession _____ 19:45, vs. UTEP (2015)
 Was held to 19:00 or fewer time of possession _____ 19:00, vs. Iowa State (2011)

PENALTIES

Had 10 or more penalties _____ 11, vs. Eastern Washington (2017)
 Had 15 or more penalties _____ 17, vs. #5 Baylor (2015)
 Had 16 or more penalties _____ 17, vs. #5 Baylor (2015)
 Had 17 or more penalties _____ 17, vs. #5 Baylor (2015)

Had 5 or fewer penalties _____ 2, at Iowa State (2016)
 Had 4 or fewer penalties _____ 2, at Iowa State (2016)
 Had 3 or fewer penalties _____ 2, at Iowa State (2016)
 Had 2 or fewer penalties _____ 2, at Iowa State (2016)
 Had 1 or fewer penalties _____ 1, at TCU (2016)

PENALTY YARDS

Had 100 or more penalty yards _____ 120, vs. Eastern Washington (2017)
 Had 125 or more penalty yards _____ 142, vs. #5 Baylor (2015)
 Had 150 or more penalty yards _____ 158, at #24 Oklahoma State (2014)
 Had 175 or more penalty yards _____ 183, at Rice (2007)

Had 40 or fewer penalty yards _____ 7, at Iowa State (2016)
 Had 30 or fewer penalty yards _____ 7, at Iowa State (2016)
 Had 20 or fewer penalty yards _____ 7, at Iowa State (2016)

TWO-POINT CONVERSIONS

Scored an offensive two-point conversion _____ vs. #12 Oklahoma State (2015) - Mahomes pass to Giles
 Blocked a PAT & returned for a 2-point score _____ vs. #15 Oklahoma (1992) - Ben Kirkpatrick - 84 yds
 Won by going for 2-pt conversion _____ vs. Texas (1988) - Tolliver-to-Price with 2:36 left in the game

THE LAST TIME TEXAS TECH...

OFFENSE - BY QUARTER/HALF (TEAM)

1st Quarter

Was held to 0 or fewer rushing yards	-15, vs. #22 LSU (2015)
Was held to 30 or fewer passing yards	23, vs. Minnesota (2012)
Was held to 75 or fewer total yards	60, vs. Minnesota (2012)
Had 75 or more rushing yards	108, vs. Kansas State (2015)
Had 175 or more passing yards	178, vs. Texas (2016)
Had 250 or more total yards	298, vs. Kansas State (2015)

2nd Quarter

Was held to 0 or fewer rushing yards	0, at Arkansas (2015)
Was held to 60 or fewer passing yards	14, vs. Texas (2016)
Was held to 90 or fewer total yards	21, vs. Texas (2016)
Had 90 or more rushing yards	111, at Texas (2015)
Had 175 or more passing yards	206, vs. Eastern Washington (2017)
Had 260 or more total yards	265, vs. Baylor (2016)

FIRST HALF

Was held to 5 or fewer rushing yards	5, vs. TCU (2013)
Was held to 110 or fewer passing yards	102, at Iowa State (2014)
Was held to 200 or fewer total yards	157, at Iowa State (2016)
Had 150 or more rushing yards	151, vs. Kansas State (2015)
Had 350 or more passing yards	412, vs. Baylor (2016)
Had 400 or more total yards	444, vs. Baylor (2016)
Had 500 or more total yards	523, Stephen F. Austin (2013)

3rd Quarter

Was held to 0 or fewer rushing yards	-8, vs. #22 LSU (2015)
Was held to 10 or fewer passing yards	10, at TCU (2012)
Was held to 0 or fewer total yards	-1, at TCU (2012)
Had 70 or more rushing yards	77, vs. Louisiana Tech (2016)
Had 175 or more passing yards	200, vs. #16 Oklahoma (2016)
Had 200 or more total yards	223, vs. #16 Oklahoma (2016)

4th Quarter

Was held to 0 or fewer rushing yards	-3, vs. Baylor (2016)
Was held to 10 or fewer passing yards	7, at Iowa State (2016)
Was held to 20 or fewer total yards	16, at #10 TCU (2014)
Had 100 or more rushing yards	100, at Texas (2015)
Had 200 or more passing yards	202, vs. #5 Baylor (2014)
Had 225 or more total yards	246, vs. #12 Oklahoma State (2015)

SECOND HALF

Was held to 0 or fewer rushing yards	-4, at SMU (2013)
Was held to 90 or fewer passing yards	88, at Iowa State (2016)
Was held to 125 or fewer total yards	112, at #10 TCU (2014)
Had 175 or more rushing yards	359, vs. #16 Oklahoma (2016)
Had 275 or more passing yards	440, vs. #16 Oklahoma (2016)
Had 350 or more total yards	368, at Texas (2015)

OFFENSE (INDIVIDUAL)

RUSHING

Rushed for 100 or more yards	Demarcus Felton, 123 yards, vs. Louisiana Tech (2016)
Rushed for 150 or more yards	DeAndre Washington, 173 yards, at Texas (2015)
Rushed for 200 or more yards	DeAndre Washington, 248 yards, vs. Kansas State (2015)
Quarterback rushed for 100 or more yards	Rodney Allison, 106 yards, vs. #18 Baylor (1976)

Had 2 100-yard rushers ____ Eric Stephens - 118 yards, Kenny Williams - 105 yards, vs. New Mexico (2012)

Had a run of 50 or more yards	DeAndre Washington, 80 yards, vs. Kansas State (2015)
Had a run of 60 or more yards	DeAndre Washington, 80 yards, vs. Kansas State (2015)
Had a run of 70 or more yards	DeAndre Washington, 80 yards, vs. Kansas State (2015)
Had a run of 80 or more yards	DeAndre Washington, 80 yards, vs. Kansas State (2015)
Had a run of 90 or more yards	Donny Anderson, 90 yards, at TCU (1964)

Made 30 or more attempts	Sammy Morris, 33, vs. Texas A&M (1999)
Made 40 or more attempts	Ricky Williams, 42, vs. Fresno State (1998)

Rushed for 3 or more touchdowns	Patrick Mahomes II, 3, at Kansas State (2016)
Rushed for 4 or more touchdowns	DeAndre Washington, 4, vs. #3 TCU (2015)
Rushed for 5 or more touchdowns	James Gray, 5, vs. Rice (1989)
Had 2 players rush for 2 touchdowns	Patrick Mahomes II (2) & Davis Webb (2), vs. UTEP (2015)

Had 2 or more fumbles (QB or RB)	Baker Mayfield, 3 (lost 1), vs. #4 Baylor (2013)
Had 3 or more fumbles (QB or RB)	Baker Mayfield, 3 (lost 1), vs. #4 Baylor (2013)

PASSING

Had 60 or more passing attempts	Patrick Mahomes II, 88, vs. #16 Oklahoma (2016)
Had 65 or more passing attempts	Patrick Mahomes II, 88, vs. #16 Oklahoma (2016)
Had 70 or more passing attempts	Patrick Mahomes II, 88, vs. #16 Oklahoma (2016)
Had 72 or more passing attempts	Patrick Mahomes II, 88, vs. #16 Oklahoma (2016)

Had 40 or more completions	Patrick Mahomes II, 52, vs. #16 Oklahoma (2016)
Had 45 or more completions	Patrick Mahomes II, 52, vs. #16 Oklahoma (2016)
Had 46 or more completions	Patrick Mahomes II, 52, vs. #16 Oklahoma (2016)
Had 47 or more completions	Patrick Mahomes II, 52, vs. #16 Oklahoma (2016)
Had 48 or more completions	Patrick Mahomes II, 52, vs. #16 Oklahoma (2016)
Had 49 or more completions	Patrick Mahomes II, 52, vs. #16 Oklahoma (2016)

Completed 15 or more consecutive passes	Seth Doege, 15, at New Mexico (2011)
Completed a pass to 14 or more different receivers	Patrick Mahomes II, 17, vs. Stephen F. Austin (2016)
Completed a pass to 17 or more different receivers	Patrick Mahomes II, 17, vs. Stephen F. Austin (2016)

Completed a pass of 50 or more yards	Nic Shimonek, 75, vs. Eastern Washington (2017)
Completed a pass of 60 or more yards	Nic Shimonek, 75, vs. Eastern Washington (2017)
Completed a pass of 70 or more yards	Nic Shimonek, 75, vs. Eastern Washington (2017)
Completed a pass of 80 or more yards	Patrick Mahomes II, 81, vs. Baylor (2016)
Completed a pass of 90 or more yards	Patrick Mahomes II, 90, vs. #12 Oklahoma State (2015)

Passed for 350 or more yards	Nic Shimonek, 543, vs. Arizona State (2017)
Passed for 400 or more yards	Nic Shimonek, 543, vs. Arizona State (2017)
Passed for 450 or more yards	Nic Shimonek, 543, vs. Arizona State (2017)
Passed for 500 or more yards	Nic Shimonek, 543, vs. Arizona State (2017)
Passed for 550 or more yards	Patrick Mahomes II, 586, vs. Baylor (2016)
Passed for 600 or more yards	Patrick Mahomes II, 734, vs. #16 Oklahoma (2016)

Had 2 QBs pass for 200 or more yards	Patrick Mahomes (277) & Nic Shimonek (271), vs. Kansas (2016)
Had 2 QBs throw 4 TDs	Patrick Mahomes & Nic Shimonek, 4, vs. Kansas (2016)

Non-QB threw for a touchdown pass ____ WR Jakeem Grant, at Arkansas - 72 yds to Reginald Davis (2015)

Passed for 4 or more touchdowns	Nic Shimonek, 6, vs. Arizona State (2017)
Passed for 5 or more touchdowns	Nic Shimonek, 6, vs. Arizona State (2017)
Passed for 6 or more touchdowns	Nic Shimonek, 6, vs. Arizona State (2017)
Passed for 7 or more touchdowns	Seth Doege, 7, at #21 TCU (2012)
Passed for 8 or more touchdowns	B.J. Symons, 8, vs. Texas A&M (2003)

Threw 3 or more interceptions	Patrick Mahomes II, 4, at #15 Oklahoma (2015)
Threw 4 or more interceptions	Patrick Mahomes II, 4, at #15 Oklahoma (2015)
Threw 5 or more interceptions	B.J. Symons, 5, vs. #1 Oklahoma (2003)

THE LAST TIME TEXAS TECH...**RECEIVING**

Caught 10 or more passes _____ Keke Coutee, Jonathan Giles, 10, vs. #16 Oklahoma (2016)
 Caught 11 or more passes _____ Jonathan Giles, 12, vs. Kansas (2016)
 Caught 12 or more passes _____ Jonathan Giles, 12, vs. Kansas (2016)
 Caught 13 or more passes _____ Jakeem Grant, 13, vs. #12 Oklahoma State (2015)
 Caught 14 or more passes _____ Jace Amaro, 15, vs. #12 Oklahoma State (2013)
 Caught 15 or more passes _____ Jace Amaro, 15, vs. #12 Oklahoma State (2013)
 Caught 16 or more passes _____ Eric Ward, 16, vs. #20 Baylor (2011)

Had 100 or more receiving yards _____ Keke Coutee 186 yds, Dylan Cantrell 160 yds, vs. Arizona State (2017)
 Had 150 or more receiving yards _____ Keke Coutee 186 yds, Dylan Cantrell 160 yds, vs. Arizona State (2017)
 Had 175 or more receiving yards _____ Keke Coutee, 186 yards, vs. Arizona State (2017)
 Had 200 or more receiving yards _____ Keke Coutee, 221 yards, vs. Baylor (2016)
 Had 225 or more receiving yards _____ Michael Crabtree, 237, at Oklahoma State (2007)
 Had 250 or more receiving yards _____ Joel Filani, 255, vs. Kansas State (2005)

Had a reception of 50 or more yards _____ Keke Coutee (68) Derrick Willies (75), vs. Eastern Washington (2017)
 Had a reception of 60 or more yards _____ Keke Coutee (68) Derrick Willies (75), vs. Eastern Washington (2017)
 Had a reception of 70 or more yards _____ Derrick Willies, 75 yards, vs. Eastern Washington (2017)
 Had a reception of 80 or more yards _____ Keke Coutee (80) & Quan Shorts (81), vs. Baylor (2015)
 Had a reception of 90 or more yards _____ Jakeem Grant, 90 yards, vs. #12 Oklahoma State (2015)

Had 3 or more receiving touchdowns _____ Jonathan Giles, 3, vs. Louisiana Tech (2016)
 Had 4 or more receiving touchdowns _____ Derek Dorris, 4, at Kansas (2000)

Had 2 or more fumbles (WR or TE) _____ Jace Amaro, 2 (lost 1), vs. #12 Oklahoma State (2013)

Had 2 or more 100-yard receivers _____ Keke Coutee 186 yds, Dylan Cantrell 160 yds, vs. Arizona State (2017)
 Had 3 or more 100-yd REC _____ 3, Grant (155), Marquez (130), Washington (107), vs. #5 Baylor (2014)
 Had 4 or more 100-yd REC _____ 4, J. Filani (255), T. Henderson (118), R. Johnson (107), Jarrett Hicks (105), vs. K-State (2005)

Had 2 or more 200-yd REC _____ 2, Michael Crabtree (237), Danny Amendola (233), at Oklahoma State (2007)
 Had 6 different WR with a TD catch _____ Giles (2), Coutee (2), Batson, Lauderdale, Willies, Cantrell, vs. Kansas (2016)

ALL-PURPOSE

Scored 4 or more touchdowns _____ DeAndre Washington, 4 RUSH, vs. #3 TCU (2015)
 Scored 5 or more touchdowns _____ Taurean Henderson, 3 RUSH, 2 REC, vs. Kansas State (2005)

Had 200 or more all-purpose yards _____ Jonathan Giles, 219, vs. Kansas (2016)
 Had 225 or more all-purpose yards _____ DeAndre Washington, 284, vs. Kansas State (2015)
 Had 250 or more all-purpose yards _____ DeAndre Washington, 284, vs. Kansas State (2015)
 Had 275 or more all-purpose yards _____ DeAndre Washington, 284, vs. Kansas State (2015)
 Had 300 or more all-purpose yards _____ Jakeem Grant, 323, vs. #12 Oklahoma State (2015)
 Had 325 or more all-purpose yards _____ Wes Welker, 327, at #23 Texas A&M (2002)

Had two players with 200+ all-purpose yards _____ D. Washington (219) & J. Grant (204) vs. #3 TCU (2015)

DEFENSE (INDIVIDUAL)**INTERCEPTIONS**

Had 2 or more interceptions _____ J.J. Gaines, 2, vs. Iowa State (2015)
 Had 3 or more interceptions _____ Darcel McBath, 3, at #19 Kansas (2008)
 Defensive Lineman had an interception _____ Breiden Fehoko, 1, at West Virginia (2015)

TACKLES

Had 15 or more tackles _____ Micah Awe, 17, vs. #22 LSU (2015)
 Had 16 or more tackles _____ Micah Awe, 17, vs. #22 LSU (2015)
 Had 17 or more tackles _____ Micah Awe, 17, vs. #22 LSU (2015)
 Had 18 or more tackles _____ Will Smith, 18, at Texas (2013)
 Had 20 or more tackles _____ Lawrence Flugence, 23, at #12 Ohio State (2002)

SACKS

Had 2 or more sacks _____ Kolin Hill, 2, vs. Eastern Washington (2017)
 Had 3 or more sacks _____ Kris Williams, 3, vs. Kansas (2016)
 Had 4 or more sacks _____ Brandon Sharpe, 4, at #15 Nebraska (2009)

TACKLES FOR A LOSS

Had 3 or more tackles for a loss _____ Kris Williams, 3, vs. Kansas (2016)
 Had 4 or more tackles for a loss _____ Will Smith, 4, at Texas (2013)
 Had 5 or more tackles for a loss _____ Dorian Pitts, 5, vs. Oklahoma State (2000)

QUARTERBACK HURRIES

Had 2 or more quarterback hurries _____ Tony Jones, 2, vs. Arizona State (2017)
 Had 3 or more quarterback hurries _____ Rajon Henley (4) & Brandon Sharpe (4), vs. Michigan State (2009)
 Had 4 or more quarterback hurries _____ Rajon Henley (4) & Brandon Sharpe (4), vs. Michigan State (2009)
 Had 5 or more quarterback hurries _____ Aaron Hunt, 5, vs. Missouri (2002)

PASS BREAKUPS

Had 4 or more pass breakups _____ Justis Nelson, 5, at #10 TCU (2014)
 Had 5 or more pass breakups _____ Justis Nelson, 5, at #10 TCU (2014)
 Had 6 or more pass breakups _____ Joselio Hanson, 8, vs. Oklahoma State (2002)
 Had 7 or more pass breakups _____ Joselio Hanson, 8, vs. Oklahoma State (2002)
 Had 8 or more pass breakups _____ Joselio Hanson, 8, vs. Oklahoma State (2002)

FORCED FUMBLES

Had 2 or more forced fumbles _____ D.J. Johnson, 2, vs. #20 Baylor (2011)

FUMBLE RECOVERIES

Had 2 or more fumble recoveries _____ Sylvester Brinkley, 2, vs. Kansas State (2005)

SAFETY

Recorded a safety (individual tackle) _____ Colby Whitlock (tackled RB), vs. #1 Texas (2008)

MISCELLANEOUS

Returned an INT for a touchdown _____ Willie Sykes, 33 yards, vs. Eastern Washington (2017)
 Returned a fumble for a touchdown _____ Douglas Coleman (100 yds), vs. Texas (2016)

SPECIAL TEAMS (INDIVIDUAL)**PUNT RETURN**

Had 100 or more punt return yards _____ Eric Morris, 105, at Nevada (2008)
 Had 125 or more punt return yards _____ Danny Amendola, 133, vs. Southeastern Louisiana (2006)
 Had 150 or more punt return yards _____ Wes Welker, 166, at #23 Texas A&M (2002)
 Had a punt return for a touchdown _____ Eric Morris (86 yds), at Nevada (2008)
 Blocked a punt _____ Ja'Deion High (11 yds), vs. Arizona State (2017)
 Returned a blocked punt for a touchdown _____ Brandon Douglas (2 yds), vs. Indiana State (2005)

KICKOFF RETURN

Had 175 or more kick return yards _____ Ben McRoy, 203, vs. Nevada (2011)
 Had 200 or more kick return yards _____ Ben McRoy, 203, vs. Nevada (2011)
 Had a kick return for a touchdown _____ Jakeem Grant (100 yds), vs. #12 Oklahoma State (2015)
 Returned an opening kickoff for a TD _____ Lawrence Williams (95 yds), vs. New Mexico (1973)
 Returned a kickoff for a TD in season opener _____ Jakeem Grant (94 yds), vs. Sam Houston State (2015)

PUNTING

Made 9 or more punts _____ Ryan Erxleben, 9, vs. Iowa State (2011)
 Averaged 50 or more yards (min. 5 att.) _____ Taylor Symmank, 50.1 (8 att.), vs. #22 LSU (2015)
 Had 4 or more 50-yard punts _____ Ryan Erxleben, 4, at Missouri (2011)
 Had a 60-yard punt or longer _____ Michael Barden, 62, vs. Kansas State (2015)
 Had a 70-yard punt or longer _____ Robert King, 77, vs. #14 Texas A&M (1993)
 Had 5 or more punts land inside the 20 _____ Ryan Erxleben, 5, vs. Kansas (2009)
 Faked a punt and scored a touchdown _____ Ryan Erxleben, 51-yd run, at Texas (2013)

THE LAST TIME TEXAS TECH...**FIELD GOALS & PAT**

Made a 48-yard field goal or longer	Clayton Hatfield, 51 yds, at Texas (2015)
Made a 49-yard field goal or longer	Clayton Hatfield, 51 yds, at Texas (2015)
Made a 50-yard field goal or longer	Clayton Hatfield, 51 yds, at Texas (2015)
Made a 51-yard field goal or longer	Clayton Hatfield, 51 yds, at Texas (2015)
Made a 52-yard field goal or longer	Donnie Carona, 52 yds, vs. Weber State (2010)
Made a 53-yard field goal or longer	Chris Birkholz, 53 yds, vs. #18 Texas (1998)
Made a 54-yard field goal or longer	Jaret Greaser, 55 yds, vs. Texas (1996)
Made a 55-yard field goal or longer	Jaret Greaser, 55 yds, vs. Texas (1996)
Made a 56-yard field goal or longer	Bill Adams, 57 yds, vs. #6 Texas A&M (1977)
Made a 57-yard field goal or longer	Bill Adams, 57 yds, vs. #6 Texas A&M (1977)

Made 3 or more field goals	Clayton Hatfield, 3-of-4, at Kansas (2015)
Made 4 or more field goals	Ryan Bustin, 4-of-5, at Kansas (2013)

Made a game-winning FG in last minute	Ryan Bustin, 28 yds (0:00), vs. Minnesota (2012)
Made a game-winning FG in overtime	Clayton Hatfield, 37 yds, (15:00), at TCU (2016)

Made 100 consecutive PAT attempts	Ryan Bustin, 101, 2012-2013
Made 150 consecutive PAT attempts	Alex Trilica, 233, 2004-2007
Made 200 consecutive PAT attempts	Alex Trilica, 233, 2004-2007

Made 10 consecutive field goals	Scott Segrist, 10, 1988
---------------------------------	-------------------------

Blocked a PAT attempt	Terrance Bullitt, at Kansas (2011)
Blocked a field goal attempt	Kris Williams, at TCU (2016)
Returned a blocked FG for a TD	Aaron Hunt... Lawrence Flugence, 79 yds, vs. Oklahoma State (2000)

MISCELLANEOUS

Recovered an on-side kick	Michael Barden, at Oklahoma State (2016)
---------------------------	--

MISCELLANEOUS (INDIVIDUAL)

Game-winning TD with less than a minute	Seth Doege-to-Eric Ward (0:36), vs. Nevada (2011)
Game-winning TD in overtime	RB Eric Stephens-to-WR Darrin Moore (20T), vs. Kansas (2012)
100 YD Rusher/100 YD Receiver	Demarcus Felton (123 RUSH), J. Giles (186 REC), vs. Louisiana Tech (2016)
300 YD PASS/100 YD RUSH/100 YD REC	QB P. Mahomes (470 PASS), Demarcus Felton (123 RUSH), J. Giles (186 REC), vs. Louisiana Tech (2016)

OFFENSE (OPPONENT - TEAM)**RUSHING ATTEMPTS**

Had 50 or more rushing attempts	53, vs. Baylor (2016)
Had 60 or more rushing attempts	68, vs. Arkansas (2014)
Had 70 or more rushing attempts	79, vs. #20 Baylor (2011)

Was held to 25 or fewer rushing attempts	25, at #1 Oklahoma (2011)
Was held to 24 or fewer rushing attempts	23, at Texas A&M (2008)
Was held to 23 or fewer rushing attempts	23, at Texas A&M (2008)
Was held to 22 or fewer rushing attempts	22, vs. Eastern Washington (2008)

RUSHING TOUCHDOWNS

Had 4 or more rushing touchdowns	6, at Iowa State (2016)
Had 5 or more rushing touchdowns	6, at Iowa State (2016)
Had 6 or more rushing touchdowns	6, at Iowa State (2016)
Had 7 or more rushing touchdowns	7, at Arizona State (2016)
Had 8 or more rushing touchdowns	8, at Missouri (2003)

Was held without a rushing TD in back-to-back games	vs. Northwestern State/at Texas State (2012)
Was held without a rushing TD in 3 consecutive games	4 games (2000)

PASSING ATTEMPTS

Had 55 or more passing attempts	55, vs. Stephen F. Austin (2016)
Had 60 or more passing attempts	62, at SMU (2013)

Was held to 30 or fewer passing attempts	22, at Iowa State (2016)
Was held to 25 or fewer passing attempts	22, at Iowa State (2016)
Was held to 20 or fewer passing attempts	20, at Kansas State (2016)
Was held to 15 or fewer passing attempts	12, vs. Arkansas (2014)
Was held to 10 or fewer passing attempts	9, at #25 Texas (2011)

PASSING COMPLETIONS

Had 35 or more passing completions	35, at Kansas (2015)
Had 36 or more passing completions	41, at SMU (2013)
Had 37 or more passing completions	41, at SMU (2013)
Had 38 or more passing completions	41, at SMU (2013)
Had 39 or more passing completions	41, at SMU (2013)
Had 40 or more passing completions	41, at SMU (2013)

Was held to 15 or fewer passing completions	10, at Kansas State (2016)
Was held to 10 or fewer passing completions	10, at Kansas State (2016)
Was held to 5 or fewer passing completions	5, at #25 Texas (2011)
Was held to 3 or fewer passing completions	3, vs. Navy (2003)

PASSING TOUCHDOWNS

Had 5 or more passing touchdowns	7, vs. #16 Oklahoma (2016)
Had 6 or more passing touchdowns	7, vs. #16 Oklahoma (2016)
Had 7 or more passing touchdowns	7, vs. #16 Oklahoma (2016)

Was held without a passing TD in back-to-back games	at UTEP/vs. Arkansas (2014)
Was held without a passing TD in 3 consecutive games	3 games (2006)

DEFENSE (OPPONENT - TEAM)**TACKLES FOR A LOSS**

Recorded 10 or more tackles for a loss	10.0, vs. Kansas (2016)
Recorded 11 or more tackles for a loss	11.0, at Texas (2015)
Recorded 12 or more tackles for a loss	14, at Texas (2013)
Recorded 13 or more tackles for a loss	14, at Texas (2013)
Recorded 14 or more tackles for a loss	14, at Texas (2013)
Recorded 15 or more tackles for a loss	18.0, at Texas A&M (2000)

Was held without a tackle for a loss	0.0, vs. UMass (2008)
--------------------------------------	-----------------------

DEFENSIVE SACKS

Had 3 or more sacks	3, vs. Arizona State (2017)
Had 4 or more sacks	4, t TCU (2016)
Had 5 or more sacks	6, vs. #22 LSU (2015)
Had 6 or more sacks	6, vs. #22 LSU (2015)
Had 7 or more sacks	9, at Texas (2013)
Had 8 or more sacks	9, at Texas (2013)
Had 9 or more sacks	9, at Texas (2013)

Was held without a sack in back-to-back games	vs. #5 Baylor & Iowa State (2015)
Was held without a sack in 3 consecutive games or more	3 games, vs. SHSU/vs. UTEP/at Arkansas (2015)
Was held without a sack in 4 consecutive games or more	4 games, vs. ASU/vs. UCA/at UTEP/vs. Arkansas (2013-14)

QUARTERBACK HURRIES

Had 5 or more quarterback hurries	7, vs. Arizona State (2017)
Had 10 or more quarterback hurries	13, vs. #5 Baylor (2015)
Had 13 or more quarterback hurries	13, vs. #5 Baylor (2015)
Had 14 or more quarterback hurries	14, at #2 Texas (2005)
Had 16 or more quarterback hurries	16, at New Mexico (2004)

Was held without a quarterback hurry in back-to-back games	3 games (2014)
Was held without a quarterback hurry in 3 consecutive games	3 games (2014)

PASS BREAKUPS

Had 10 or more pass breakups	10, vs. Texas (2014)
Had 11 or more pass breakups	11, vs. Arkansas (2014)
Had 12 or more pass breakups	13, vs. #4 Baylor (2013)
Had 13 or more pass breakups	13, vs. #4 Baylor (2013)

Was held without a pass breakup	0, vs. Iowa State (2013)
---------------------------------	--------------------------

DEFENSIVE MISC.

Returned an interception for a touchdown	Kamari Cotton-Moya, 48 yards, at Iowa State (2016)
Returned a fumble for a touchdown	vs. Kansas (2009)
Recorded a safety	vs. Kansas (2016)

THE LAST TIME TEXAS TECH...**SPECIAL TEAMS (OPPONENT - TEAM)****PUNT RETURN**

Had 100 or more punt return yards _____ 123, at #2 Texas (2005)
 Returned a punt for a touchdown _____ vs. #12 Oklahoma State (2015) - Jalen McCleskey, 67 yards
 Blocked a punt _____ vs. #12 Oklahoma State (2013) - Derek Branson
 Returned a blocked punt for a touchdown _____ at #24 Oklahoma State (2012) - Zack Craig, 30 yds

KICKOFF RETURN

Had 200 or more kick return yards _____ 221, (7 att.), vs. Kansas State (2015)
 Returned a kickoff for a touchdown _____ at Kansas State (2016), Byron Pringle, 99 yards

PUNTING

Did not punt _____ at #25 Texas (2011)

FIELD GOALS & PAT

Blocked a field goal attempt _____ vs. Minnesota (2012) - Brian Boddy, 28-yd FG attempt
 Returned a blocked field goal for a TD _____ vs. #23 Texas A&M (2011) - Dustin Harris... Terrance Frederick - 65 Yds
 Missed a PAT attempt _____ at UTEP (2014)
 Won game on a field goal in the last minute _____ vs. West Virginia (2014)
 Won game on a last-second field goal to end the game _____ vs. West Virginia (2014)

MISCELLANEOUS (OPPONENT - TEAM)**TOTAL PLAYS**

Had 90 or more total plays _____ 90, vs. Texas (2016)
 Had 100 or more total plays _____ 103, vs. #3 TCU (2015)

Was held to 65 or fewer total plays _____ 65, at Iowa State (2016)
 Was held to 60 or fewer total plays _____ 59, at Kansas State (2016)
 Was held to 50 or fewer total plays _____ 47, vs. New Mexico (2012)
 Was held to 46 or fewer total plays _____ 46, vs. North Texas (2000)

FIRST DOWNS

Had 30 or more first downs _____ 32, vs. Baylor (2016)
 Had 35 or more first downs _____ 35, at #15 Oklahoma (2015)
 Had 38 or more first downs _____ 38, vs. #20 Baylor (2011)

Was held to 15 or fewer first downs _____ 15, at Kansas (2013)
 Was held to 10 or fewer first downs _____ 8, vs. New Mexico (2012)
 Was held to 9 or fewer first downs _____ 8, vs. New Mexico (2012)
 Was held to 8 or fewer first downs _____ 8, vs. New Mexico (2012)
 Was held to 7 or fewer first downs _____ 6, vs. Northwestern State (2012)
 Was held to 6 or fewer first downs _____ 6, vs. Northwestern State (2012)

PENALTIES

Had 10 or more penalties _____ 10, vs. #22 LSU (2015)
 Had 15 or more penalties _____ 16, at New Mexico (2010)

Had 3 or fewer penalties _____ 2, at Iowa State (2016)
 Had 2 or fewer penalties _____ 2, at Iowa State (2016)
 Had 0 penalties _____ 0, at Colorado (2006)

PENALTY YARDS

Had 100 or more penalty yards _____ 110, vs. #3 TCU (2015)
 Had 125 or more penalty yards _____ 129, at #24 Oklahoma State (2014)

Had 30 or fewer penalty yards _____ 25, at Iowa State (2016)
 Had 20 or fewer penalty yards _____ 15, vs. Arkansas (2014)
 Had 10 or fewer penalty yards _____ 10, vs. #4 West Virginia (2012)
 Had 0 penalty yards _____ 0, at Colorado (2006)

TWO-POINT CONVERSIONS

Scored an offensive two-point conversion _____ vs. #16 Oklahoma (2016), PASS: Mayfield-to-Mixon
 Won by going for 2-pt conversion _____ at SMU (1961) - Rhome-to-Gannon with 2:12 left in the game

OFFENSE - BY QUARTER/HALF (OPPONENT - TEAM)**1st Quarter**

Was held to 5 or fewer rushing yards _____ -3, vs. Stephen F. Austin (2016)
 Was held to 0 passing yards _____ 0, vs. Kansas State (2013)
 Was held to 20 or fewer total yards _____ 11, vs. Iowa State (2013)
 Had 100 or more rushing yards _____ 143, vs. #22 LSU (2015)
 Had 120 or more passing yards _____ 167, at #13 Oklahoma State (2016)
 Had 170 or more total yards _____ 181, at #13 Oklahoma State (2016)

2nd Quarter

Was held to 5 or fewer rushing yards _____ -2, vs. Stephen F. Austin (2016)
 Was held to 0 passing yards _____ 0, vs. Arizona State (2013)
 Was held to 20 or fewer total yards _____ 11, at Kansas (2013)
 Had 100 or more rushing yards _____ 154, vs. Texas (2016)
 Had 150 or more passing yards _____ 185, vs. Baylor (2017)
 Had 190 or more total yards _____ 217, vs. Baylor (2017)

FIRST HALF

Was held to 5 or fewer rushing yards _____ -5, vs. Stephen F. Austin (2016)
 Was held to 15 or fewer passing yards _____ 14, vs. Arizona State (2013)
 Was held to 60 or fewer total yards _____ 56, vs. Northwestern State (2012)
 Had 200 or more rushing yards _____ 216, at #15 Oklahoma (2015)
 Had 220 or more passing yards _____ 266, vs. Baylor (2016)
 Had 300 or more total yards _____ 365, vs. Baylor (2016)

3rd Quarter

Was held to 5 or fewer rushing yards _____ -15, vs. Eastern Washington (2017)
 Was held to 0 passing yards _____ 0, vs. Kansas State (2015)
 Was held to 20 or fewer total yards _____ 15, vs. Northwestern State (2012)
 Had 100 or more rushing yards _____ 115, vs. Baylor (2016)
 Had 200 or more passing yards _____ 234, at #10 TCU (2014)
 Had 300 or more total yards _____ 320, at #10 TCU (2014)

4th Quarter

Was held to 5 or fewer rushing yards _____ 3, vs. Stephen F. Austin (2016)
 Was held to 0 passing yards _____ 0, vs. Texas (2016)
 Was held to 20 or fewer total yards _____ 17, vs. New Mexico (2012)
 Had 150 or more rushing yards _____ 192, at Texas (2015)
 Had 120 or more passing yards _____ 151, vs. Louisiana Tech (2016)
 Had 170 or more total yards _____ 177, vs. #16 Oklahoma (2016)

SECOND HALF

Was held to 45 or fewer rushing yards _____ -7, vs. Eastern Washington (2017)
 Was held to 15 or fewer passing yards _____ 13, vs. #24 Oklahoma (2014)
 Was held to 90 or fewer total yards _____ 62, vs. Eastern Washington (2016)
 Had 200 or more rushing yards _____ 223, vs. Texas (2016)
 Had 230 or more passing yards _____ 269, vs. #16 Oklahoma (2016)
 Had 350 or more total yards _____ 406, vs. #16 Oklahoma (2016)

THE LAST TIME TEXAS TECH...**OFFENSE (OPPONENT - INDIVIDUAL)****RUSHING**

Rushed for 100 or more yards _____ Terence Williams, 147, vs. Baylor (2016)
 Rushed for 150 or more yards _____ Joel Lanning, 171, at Iowa State (2016)
 Rushed for 200 or more yards _____ D'Onta Foreman, 341, vs. Texas (2016)
 Quarterback rushed for 100 or more yards _____ Trevone Boykin - 101 yards, vs. #24 TCU (2013)

Had 2 100-yard rushers _____ Kalen Ballage (137) & Demario Richard (11), at Arizona State (2016)

Had a run of 50 or more yards _____ Terence Williams, 57 yards, vs. Baylor (2016)
 Had a run of 60 or more yards _____ D'Onta Foreman, 74 yards, vs. Texas (2016)
 Had a run of 70 or more yards _____ D'Onta Foreman, 74 yards, vs. Texas (2016)
 Had a run of 80 or more yards _____ Chris Warren, 91 yards, at Texas (2015)
 Had a run of 90 or more yards _____ Chris Warren, 91 yards, at Texas (2015)

Made 30 or more attempts _____ D'Onta Foreman, 33, vs. Texas (2016)
 Made 40 or more attempts _____ Terrance Ganaway, 42, vs. #20 Baylor (2011)

Rushed for 3 or more touchdowns _____ Joel Lanning, 5, at Iowa State (2016)
 Rushed for 4 or more touchdowns _____ Joel Lanning, 5, at Iowa State (2016)
 Rushed for 5 or more touchdowns _____ Joel Lanning, 5, at Iowa State (2016)
 Rushed for 6 or more touchdowns _____ Kalen Ballage, 7, at Arizona State (2016)
 Rushed for 7 or more touchdowns _____ Kalen Ballage, 7, at Arizona State (2016)
 Had 2 players rush for 2 touchdowns _____ Samaje Perine (4) & Joe Mixon (2), at #15 Oklahoma (2015)

Had 2 fumbles or more (QB/RB) _____ RB Joseph Randle, 2 (lost 2), vs. #2 Oklahoma State (2011)
 Had 2 fumbles or more (WR) _____ WR Marcus Johnson, 2 (lost 2), at Texas (2013)

PASSING

Had 55 or more passing attempts _____ Garrett Gilbert, 62, at SMU (2013)
 Had 60 or more passing attempts _____ Garrett Gilbert, 62, at SMU (2013)

Had 30 or more completions _____ Zach Smith, 30, vs. Baylor (2016)
 Had 35 or more completions _____ Ryan Willis, 35, at Kansas (2015)
 Had 40 or more completions _____ Garrett Gilbert, 41, at SMU (2013)

Completed a pass of 50 or more yards _____ Manny Wilkins, 54 yards, vs. Arizona State (2017)
 Completed a pass of 60 or more yards _____ Mason Rudolph, 82 yards, at #13 Oklahoma State (2016)
 Completed a pass of 70 or more yards _____ Mason Rudolph, 82 yards, at #13 Oklahoma State (2016)
 Completed a pass of 80 or more yards _____ Mason Rudolph, 82 yards, at #13 Oklahoma State (2016)
 Completed a pass of 90 or more yards _____ Trevone Boykin, 92, at #10 TCU (2014)

Passed for 350 or more yards _____ Zach Smith, 377 yards, vs. Baylor (2016)
 Passed for 400 or more yards _____ Baker Mayfield, 545, vs. #16 Oklahoma (2016)
 Passed for 500 or more yards _____ Baker Mayfield, 545, vs. #16 Oklahoma (2016)

Non-QB threw for a touchdown pass _____ Austin Hays (WR), vs. #12 Oklahoma State (2015) - 19 yds to Blake Jarvin

Passed for 4 or more touchdowns _____ Baker Mayfield, 7, vs. #16 Oklahoma (2016)
 Passed for 5 or more touchdowns _____ Baker Mayfield, 7, vs. #16 Oklahoma (2016)
 Passed for 6 or more touchdowns _____ Baker Mayfield, 7, vs. #16 Oklahoma (2016)
 Passed for 6 or more touchdowns _____ Baker Mayfield, 7, vs. #16 Oklahoma (2016)
 Passed for 7 or more touchdowns _____ Baker Mayfield, 7, vs. #16 Oklahoma (2016)

Threw 3 or more interceptions _____ Steele Jantz, 3, at Iowa State (2012)
 Threw 4 or more interceptions _____ B.L. Mitchell, 5, vs. SMU (2008)
 Threw 5 or more interceptions _____ B.L. Mitchell, 5, vs. SMU (2008)

RECEIVING

Caught 10 or more passes _____ N'Keal Harry, 13, vs. Arizona State (2017)
 Caught 11 or more passes _____ N'Keal Harry, 13, vs. Arizona State (2017)
 Caught 12 or more passes _____ N'Keal Harry, 13, vs. Arizona State (2017)
 Caught 13 or more passes _____ N'Keal Harry, 13, vs. Arizona State (2017)
 Caught 18 or more passes _____ Josh Doctson (18), vs. #3 TCU (2015)

Had 100 or more receiving yards _____ N'Keal Harry (148), & Kyle Williams (111), vs. Arizona State (2017)
 Had 150 or more receiving yards _____ Ishmael Zamor (155), vs. Baylor (2016)
 Had 175 or more receiving yards _____ Dede Westbrook (202), vs. #16 Oklahoma (2016)
 Had 200 or more receiving yards _____ Dede Westbrook (202), vs. #16 Oklahoma (2016)

Had a reception of 50 or more yards _____ Kyle Williams, 54, vs. Arizona State (2017)
 Had a reception of 60 or more yards _____ Trent Taylor, 76, vs. Louisiana Tech (2016)
 Had a reception of 70 or more yards _____ Trent Taylor, 76, vs. Louisiana Tech (2016)
 Had a reception of 80 or more yards _____ Jay Lee, 87, vs. #5 Baylor (2015)
 Had a reception of 90 or more yards _____ Deante' Gray, 92, at #10 TCU (2014)

Had 2 or more 100-yard receivers _____ N'Keal Harry (148), & Kyle Williams (111), vs. Arizona State (2017)
 Had 3 or more 100-yard receivers _____ 3, Gilbert (156), J. Brown (136), Grant (133), vs. Houston (1991)

Had 3 or more receiving touchdowns _____ Corey Coleman, 3, vs. #5 Baylor (2015)
 Had 4 or more receiving touchdowns _____ Wayne McGarrity, 4, vs. #18 Texas (1998)

ALL-PURPOSE

Scored 4 or more touchdowns _____ Joel Lanning, 5, at Iowa State (2016)
 Scored 8 or more touchdowns _____ Kalen Ballage, 8, at Arizona State (2016)
 Had 200 or more all-purpose yards _____ Kalen Ballage, 207, at Arizona State (2016)
 Had 225 or more all-purpose yards _____ Josh Doctson, 267, vs. #3 TCU (2015)

Had 250 or more all-purpose yards _____ D'Onta Foreman, 341, vs. Texas (2016)

DEFENSE (OPPONENT - INDIVIDUAL)**INTERCEPTIONS**

Had 2 or more interceptions _____ De'Chavon Hayes, 2, at Arizona State (2016)
 Had 3 or more interceptions _____ Joel Schwenzfeier, 3, vs. North Dakota (2009)

TACKLES

Had 15 or more tackles _____ Travin Howard, 19, at TCU (2016)
 Had 16 or more tackles _____ Travin Howard, 19, at TCU (2016)
 Had 17 or more tackles _____ Travin Howard, 19, at TCU (2016)
 Had 18 or more tackles _____ Travin Howard, 19, at TCU (2016)
 Had 19 or more tackles _____ Travin Howard, 19, at TCU (2016)
 Had 20 or more tackles _____ Ben Heeney 21, vs. Kansas (2014)

SACKS

Had 2 or more sacks _____ Jojo Wicker, 2, vs. Arizona State (2017)
 Had 3 or more sacks _____ Jackson Jeffcoat, 3, at Texas (2013)

TACKLES FOR A LOSS

Had 4 or more tackles for a loss _____ Kendall Beckwith, 4, vs. #22 LSU (2015)
 Had 5 or more tackles for a loss _____ Ty Warren, 5, vs. Texas A&M (2001)

QUARTERBACK HURRIES

Had 4 or more quarterback hurries _____ Jhaustin Thomas, 4, at Iowa State (2016)

PASS BREAKUPS

Had 4 or more pass breakups _____ Duke Thomas, 4, vs. Texas (2014)

FORCED FUMBLES

Had 2 or more forced fumbles _____ Jimmy Bean, 2, at #24 Oklahoma State (2014)

FUMBLE RECOVERIES

Had 2 or more fumble recoveries _____ Efreml Oliphant, 2, vs. Houston (2010)

SAFETY

Recorded a safety (individual tackle) _____ Jimmy Wilkerson (tackled QB), at #4 Oklahoma (2002)

MISCELLANEOUS

Returned an INT for a touchdown _____ Kamari Cotton-Moya, 48 yards, at Iowa State (2016)
 Returned a fumble for a touchdown _____ Max Onyegbule (3 yds), vs. Kansas (2009)

THE LAST TIME TEXAS TECH...**SPECIAL TEAMS (OPPONENT - INDIVIDUAL)****PUNT RETURN**

Had 65 or more punt return yards _____ Jalen McCleskey, 67 yards, vs. #12 Oklahoma State (2015)
 Had a punt return for a touchdown _____ Jalen McCleskey, 67 yards, vs. #12 Oklahoma State (2015)
 Blocked a punt _____ Derek Branson, vs. #12 Oklahoma State (2013)
 Returned a blocked punt for a touchdown _____ Zack Craig (30 yds), at #24 Oklahoma State (2012)
 Blocked a punt for a safety _____ Team Block, vs. Clemson (2002)

KICKOFF RETURN

Had 175 or more kick return yards _____ Morgan Burns, 221, vs. Kansas State (2015)
 Had 200 or more kick return yards _____ Morgan Burns, 221, vs. Kansas State (2015)
 Had a kick return for a touchdown _____ Morgan Burns, 93 yards, vs. Kansas State (2015)

PUNTING

Made 9 or more punts _____ Cole Moos, 10, vs. Kansas (2016)
 Averaged 50 or more yards (min. 5 att.) _____ Michael Dickson, 51.0 (5 att.), vs. Texas (2016)
 Had 5 or more 50-yard punts _____ Matt Graber, 5, vs. #14 Missouri (2010)
 Had a 60-yard punt or longer _____ Michael Dickson, 63, vs. Texas (2016)
 Had a 70-yard punt or longer _____ Tress Way 71, vs. #14 Oklahoma (2012)
 Had 5 or more punts land inside the 20 _____ David Lonie, 5, vs. #4 California (2004)

FIELD GOALS & PAT

Made a 50-yard field goal or longer _____ Josh Lambert, 55 yds, vs. West Virginia (2014)
 Made a 51-yard field goal or longer _____ Josh Lambert, 55 yds, vs. West Virginia (2014)
 Made a 52-yard field goal or longer _____ Josh Lambert, 55 yds, vs. West Virginia (2014)
 Made a 53-yard field goal or longer _____ Josh Lambert, 55 yds, vs. West Virginia (2014)
 Made a 54-yard field goal or longer _____ Josh Lambert, 55 yds, vs. West Virginia (2014)
 Made a 55-yard field goal or longer _____ Josh Lambert, 55 yds, vs. West Virginia (2014)
 Made a 56-yard field goal or longer _____ Matt Szymanski, 61 yds, vs. SMU (2010)
 Made a 57-yard field goal or longer _____ Matt Szymanski, 61 yds, vs. SMU (2010)
 Made a 58-yard field goal or longer _____ Matt Szymanski, 61 yds, vs. SMU (2010)
 Made a 59-yard field goal or longer _____ Matt Szymanski, 61 yds, vs. SMU (2010)
 Made a 60-yard field goal or longer _____ Matt Szymanski, 61 yds, vs. SMU (2010)
 Made a 61-yard field goal or longer _____ Matt Szymanski, 61 yds, vs. SMU (2010)

Made 3 or more field goals _____ M. McCrane, 3-of-3, at Kansas State (2016)
 Made 4 or more field goals _____ Jaden Oberkrom, 4-of-4, at #10 TCU (2014)
 Made 5 or more field goals _____ Jaden Oberkrom, 6-of-6, at #21 TCU (2012)
 Made 6 or more field goals _____ Jaden Oberkrom, 6-of-6, at #21 TCU (2012)

Made a game-winning FG in last minute _____ Josh Lambert, 55 yds (0:00), vs. West Virginia (2014)
 Made a game-winning FG as time expired _____ Josh Lambert, 55 yds (0:00), vs. West Virginia (2014)

Blocked a field goal attempt _____ Brian Boddy, 28-yard FG attempt, vs. Minnesota (2012)
 Returned a blocked FG for a TD _____ Dustin Harris... Terrance Frederick, 65 yds, vs. #23 Texas A&M (2011)

MISCELLANEOUS (OPPONENT - TEAM)

Game-winning TD with less than a minute _____ Trevone Boykin 4-yd pass to Aaron Green (0:23), vs. #3 TCU (2015)
 Game-winning TD in overtime _____ Glasco Martin 4-yd run, vs. Baylor (2012)
 Game-winning field goal in overtime _____ Johnny Beck 37-yd field goal, vs. Kansas (2001)

ALPHABETICAL ROSTER

NO	NAME	POS
65	Zach Adams	OL
12	Quincy Addison	DB
58	Madison Akamnonu	OL
40	Dakota Allen	LB
27	Kisean Allen	DB
56	Jack Anderson	OL
42	Matthew Anunda	LB
19	Zach Austin	WR
49	Michael Barden	PK
52	Zach Barnes	DL
13	Cameron Batson	WR
17	De'Quan Bowman	WR
1	Jordyn Brooks	LB
50	Jesse Brown	DL
79	Travis Bruffy	OL
45	Aaron Calcote	DL
14	Dylan Cantrell	WR
93	Tyler Carr	DL
6	McLane Carter	QB
83	Xavier Castille	WR
39	Matthew Cluck	PK
25	Douglas Coleman	DB
2	Keke Coutee	WR
17	John Davis, Jr.	DB
73	Dawson Deaton	OL
37	John DeLaGarza	PK
15	Vaughnte Dorsey	DB
7	Jett Duffey	QB
54	Jajuan Dulaney	OL
47	Cade Erwin	WR
87	Michael Ewton	PK
74	Will Farrar	OL
27	Demarcus Felton	RB
23	DaMarcus Fields	DB
20	Adrian Frye	DB
12	Colt Garrett	QB
36	Trey Gentry	DB
66	John Gerold	DL
94	Lonzell Gilmore	DL
96	Clayton Hatfield	PK
48	Kyle Heffron	DS
43	Noah Hess	DS
88	Ja'Deion High	WR
13	Kolin Hill	DL
77	Jacob Hines	OL
53	Eli Howard	DL
46	Henry Howard	FB
82	Hunter Isom	WR
11	Riko Jeffers	LB
70	Dwayne Johnson, Jr.	OL
7	Jah'Shawn Johnson	DB
8	Jamile Johnson	LB
9	Tony Jones	DL
92	Noah Jones	DL
40	Connor Killian	DS
36	Tre King	RB
28	Jaylon Lane	DB
16	Thomas Leggett	DB
31	Jake Levrier	RB

NUMERICAL ROSTER

NO	PLAYER	POS	HT	WT	YR-EX	HOMETOWN/HIGH SCHOOL/LAST SCHOOL
1	Jordyn Brooks	LB	6-1	240	So-1L	Houston, Texas/Stratford High School
1	Quan Shorts	WR	6-2	195	So-1L	Humble, Texas/Atascocita
2	Keke Coutee	WR	5-11	180	Jr-2L	Lufkin, Texas/Lufkin
3	Xavier Martin	WR	6-0	185	Fr-HS	Cibolo, Texas/Steele
3	D.J. Polite-Bray	DB	6-0	190	Sr-3L	Lithonia, Ga./Martin Luther King
4	Desmon Smith	DB	6-2	190	So-1L	Odessa, Texas/Permian
4	Justin Stockton	RB	5-10	205	Sr-3L	Cibolo, Texas/Steele
5	Octavious Morgan	DB	6-0	205	Jr-TR	Greenwood, S.C./Greenwood/Butler C.C.
6	McLane Carter	QB	6-3	215	So-TR	Gilmer, Texas/Gilmer/Tyler J.C.
7	Jett Duffey	QB	6-1	200	Fr-RS	Mansfield, Texas/Lake Ridge
7	Jah'Shawn Johnson	DB	5-10	185	Jr-2L	Ennis, Texas/Ennis
8	De'Quan Bowman	WR	5-11	190	Jr-RS	Millville, N.J./Millville/Hutchinson C.C.
8	Jamile Johnson	LB	6-1	230	So-SQ	Dallas, Texas/South Oak Cliff
9	Tony Jones	DL	6-2	225	Jr-TR	Casselberry, Fla./Lyman/Butler C.C.
9	T.J. Vasher	WR	6-6	190	Fr-RS	Wichita Falls, Texas/Rider
10	Johnathan Picone	LB	6-1	225	So-1L	Covington, La./Mandeville
11	Derrick Willies	WR	6-4	210	Sr-1L	San Bernardino, Calif./Rock Island/Trinity Valley C.C.
11	Riko Jeffers	LB	6-2	245	Fr-HS	Garland, Texas/Sachse
12	Quincy Addison	DB	6-1	180	Fr-HS	Angleton, Texas/Angleton
12	Colt Garrett	QB	6-1	195	Fr-RS	Lubbock, Texas/Roosevelt
13	Cameron Batson	WR	5-9	175	Sr-3L	Oklahoma City, Okla./Millwood
13	Kolin Hill	DL	6-2	245	Jr-1L	Schertz, Texas/Samuel Clemens/Notre Dame
14	Dylan Cantrell	WR	6-3	220	Sr-3L	Whitehouse, Texas/Whitehouse
14	Abraham Wallace	DB	6-0	190	Jr-TR	Baton Rouge, La./Dunham/LSU
15	Vaughnte Dorsey	DB	5-11	200	Jr-TR	Cleveland, Miss./Cleveland/Mississippi Gulf Coast C.C.
16	Nic Shimonek	QB	6-3	225	Sr-2L	Mildred, Texas/Mildred/Iowa
16	Thomas Leggett	DB	6-0	185	So-TR	Navarre, Fla./Allan Hancock College
17	John Davis, Jr.	DB	6-1	180	Fr-HS	Eules, Texas/Trinity
17	Donta Thompson	WR/TE	6-5	225	So-1L	Ennis, Texas/Ennis
18	Christian Taylor	LB	6-1	220	So-1L	Houston, Texas/Jersey Village
19	Zach Austin	WR	5-11	195	Sr-1L	Austin, Texas/Lake Travis
19	Willie Sykes	DB	6-0	185	So-RS	Houston, Texas/Spring/Arkansas
20	Adrian Frye	DB	6-0	175	Fr-HS	Houston, Texas/Eisenhower
20	JoJo Robinson	WR	5-11	195	Jr-TR	Miami, Fla./Northwestern/Independence C.C.
21	Kisean Allen	DB	5-11	180	Jr-2L	Mesquite, Texas/Poteet
21	Da'Leon Ward	RB	5-10	180	So-1L	Dallas, Texas/Skyline
22	Antoine Wesley	WR	6-5	185	So-1L	Cibolo, Texas/Steele
22	Trevor Walker	DB	6-0	190	Sr-TR	Arlington, Texas/Timberview/Washington
23	DaMarcus Fields	DB	6-0	200	Fr-RS	Taylor, Texas/Taylor
24	Tre King	RB	5-11	190	Jr-TR	Wichita, Kan./Heights/Hutchinson C.C.
25	Douglas Coleman III	DB	6-1	185	So-1L	Zachary, La./Zachary
26	Kevin Moore	LB	6-1	200	So-1L	Lafayette, La./Acadiana
27	Demarcus Felton	RB	5-7	205	Jr-2L	Houston, Texas/Dekaney
28	Jaylon Lane	DB	6-2	190	Jr-TR	Nacogdoches, Texas/Nacogdoches/Independence C.C.
29	Mason Reed	FB	6-2	220	Jr-1L	Cisco, Texas/Cisco
30	Caleb Woodward	RB	6-0	200	Sr-2L	Leander, Texas/Leander
30	Jax Welch	DB	5-9	180	Fr-RS	Odessa, Texas/Permian
31	Jake Levrier	RB	5-8	185	Fr-HS	Houston, Texas/Bellaire Episcopal
31	Justus Parker	DB	6-0	210	So-RS	La Vernia, Texas/La Vernia/Texas Lutheran
32	Desmond Nisby	RB	6-1	235	Jr-TR	Vallejo, Calif./Vallejo/Diablo Valley College
33	Brayden Stringer	LB	6-2	220	So-1L	Cypress, Texas/Cypress Ranch
35	Jamarcus Washington	LB	6-2	215	Fr-HS	Houston, Texas/Bellaire
36	Trey Gentry	DB	5-11	175	Fr-RS	San Antonio, Texas/Warren
37	John DeLaGarza	PK	6-2	200	Fr-RS	Allen, Texas/Allen
39	Matthew Cluck	PK	6-0	210	Jr-SQ	Arlington, Texas/Martin
40	Dakota Allen	LB	6-1	235	Jr-TR	Humble, Texas/Summer Creek/East Mississippi C.C.
40	Connor Killian	DS	6-2	235	Fr-RS	Keller, Texas/Keller
42	Matthew Anunda	LB	5-9	205	Fr-RS	Arlington, Texas/Arlington
43	Noah Hess	DS	6-2	195	So-SQ	Houston, Texas/Cypress Fair
45	Aaron Calcote	DL	6-0	210	Fr-HS	Shreveport, La./Evangel Christian Academy
46	Henry Howard	FB	6-0	210	Fr-HS	San Angelo, Texas/Central
47	Cade Erwin	WR	5-11	185	So-SQ	Flower Mound, Texas/Marcus/Air Force
48	Kyle Heffron	DS	6-0	215	Sr-1L	San Antonio, Texas/Ronald Reagan
49	Michael Barden	PK	5-11	180	Jr-2L	Austin, Texas/Westlake
50	Jesse Brown	DL	5-11	290	Jr-TR	Katy, Texas/Katy/Texas A&M
50	Landon O'Connor	LS	6-2	185	Fr-HS	Edna, Texas/Edna
51	Tony Morales	OL	6-3	290	Sr-2L	Arlington, Texas/Sam Houston
52	Zach Barnes	DL	6-3	260	Sr-3L	Loganville, Ga./Grayson
53	Eli Howard	DL	6-4	265	So-SQ	San Angelo, Texas/Central/North Texas
54	Jajuan Dulaney	OL	6-4	305	Sr-TR	Powder Springs, Ga./McEachern/Maryland

NUMERICAL ROSTER

56	Jack Anderson	OL	6-5	320	Fr-HS	Frisco, Texas/Frisco
57	Michael Mays	DL	6-1	230	Jr-SQ	Houston, Texas/Cypress Ridge
58	Madison Akamnonu	OL	6-5	320	So-1L	Arlington, Texas/Bowie
59	Zackery Semrak	DL	6-2	270	Fr-HS	Southlake, Texas/Carroll
61	Colin Yang	OL	6-3	280	Fr-RS	Frisco, Texas/Heritage
64	Peyton Steele	OL	6-2	290	Fr-HS	Buda, Texas/Hays
65	Zach Adams	OL	6-6	320	Fr-RS	Fredericksburg, Va./Riverbend
66	John Gerold	DL	6-4	285	So-SQ	Houston, Texas/Cy-Fair/Colorado School of the Mines
68	Casey Verhulst	OL	6-6	305	Fr-HS	Plano, Texas/Plano East
70	Dwayne Johnson, Jr.	OL	6-4	310	Sr-TR	Houston, Texas/Bellaire/Nebraska
71	Bailey Smith	OL	6-5	300	So-1L	Wylie, Texas/Lovejoy
72	Jack Reichel	OL	6-5	290	Jr-1L	Sacramento, Calif./West Campus/American River College
73	Dawson Deaton	OL	6-6	295	Fr-HS	Frisco, Texas/Frisco
74	Will Farrar	OL	6-5	320	Fr-HS	Richmond, Texas/Travis
75	Giovanni Pancotti	OL	6-6	310	Fr-RS	Houston, Texas/Bellaire Episcopal
76	Paul Stawarz	OL	6-6	295	Jr-1L	Glen Ellyn, Ill./Minooka/College of DuPage
77	Jacob Hines	OL	6-5	320	Jr-TR	Long Beach, Calif./Cabrillo/Long Beach C.C.
78	Terence Steele	OL	6-6	320	So-1L	Cibola, Texas/Steele
79	Travis Bruffy	OL	6-6	305	So-1L	Missouri City, Texas/Ridge Point
80	Brandt Schilling	WR	5-9	175	Fr-RS	Idalou, Texas/Idalou
82	Hunter Isom	WR	5-11	180	Jr-SQ	Ennis, Texas/Ennis
83	Xavier Castille	WR	5-11	200	Jr-TR	Rockwall, Texas/Rockwall/SMU
84	Nate Shelton	WR	5-11	195	Fr-HS	Garland, Texas/Sachse
85	Dominic Panazzolo	P	6-5	210	Jr-TR	Adelaide, Australia/Aberfoyle Park/Snow College
86	Dalton Rigdon	WR	5-11	170	Fr-HS	Perryton, Texas/Perryton
87	Michael Ewton	PK	5-7	155	Fr-HS	Allen, Texas/Allen
88	Ja'Deion High	WR	5-11	190	Sr-2L	Hereford, Texas/Hereford
89	Houston Miller	DL	6-4	260	Fr-RS	Keller, Texas/Keller
90	Quentin Yontz	DL	6-2	260	Jr-TR	Corona, Calif./Fullerton College
91	Nelson Mbanasor	DL	6-3	270	Fr-HS	Pflugerville, Texas/Hendrickson
92	Noah Jones	DL	6-3	255	Fr-RS	Moore, Okla./Southmoore
93	Tyler Carr	DL	6-4	260	Fr-HS	Amarillo, Texas/Canadian
94	Lonzell Gilmore	DL	6-3	260	So-1L	Spring, Texas/Spring
95	Talor Nunez	DL	6-4	275	Sr-3L	Midland, Texas/Lee
96	Clayton Hatfield	PK	5-10	185	Jr-2L	Boerne, Texas/Champion
96	Broderick Washington, Jr.	DL	6-3	295	So-1L	Longview, Texas/Longview
97	Joseph Wallace	DL	6-1	315	So-1L	Dallas, Texas/Skyline
98	Nick McCann	DL	6-2	310	Fr-RS	Texarkana, Ark./Arkansas
99	Mychealon Thomas	DL	6-2	320	Sr-1L	Dallas, Texas/Skyline/Butler C.C.

COACHING STAFF

Head Coach/Quarterbacks
 Defensive Coordinator/Defensive Backs
 Offensive Coordinator/Inside Receivers
 Special Teams Coordinator
 Associate Head Coach/Running Backs
 Defensive Line
 Offensive Line
 Outside Receivers
 Defensive Backs
 Linebackers/Recruiting Coordinator
 Head Strength and Conditioning

Kliff Kingsbury (Fifth Season)
 David Gibbs (Third Season)
 Eric Morris (Fifth Season)
 Joe Robinson (Second Season)
 Jabbar Juluke (First Season)
 Terrance Jamison (First Season)
 Brandon Jones (First Season)
 Emmett Jones (Second Season)
 Karl Scott (Second Season)
 Zac Spavital (Third Season)
 Rusty Whitt (Second Season)

PRONUNCIATION GUIDE

Madison Akamnonu AH-kuh-MAH-no
 Kisean Allen kee-SHAWN
 Matthew Anunda Ah-nun-da
 De'Quan Bowman Day-Quan
 Keke Coutee Kee-kee Q-T
 Vaughnte Dorsey Vahn-tay
 Jajuan Dulaney Jah-one
 Michael Ewton Ooh-ton
 Will Farrar Fair-ah
 Adrian Fry Fry
 Ja'Deion High JAY-dee-un
 Lonzell Gilmore lon-ZELL
 Jah'Shawn Johnson juh-SHAWN
 Jamile Johnson juh-MILL
 Nelson Mbanasor M-ban-ah-sor

Octavious Morgan Oct-tay-vi-ous
 Dominic Panazzolo Pan-ah-zo-low
 Johnathan Picone Pah-cone-EE
 Jack Reichel Rike-ul
 Nic Shimonek Shim-AH-neck
 Quan Shorts Kwan
 Paul Stawarz STAY-wars
 Mychealon Thomas MIKE-lynn
 Donta Thompson DON-tay
 Da'Leon Ward DAY-leon

COACHES

Jabbar Juluke Jah-bar Juh-luke
 Zac Spavital Spav-a-tal

ALPHABETICAL ROSTER

3	Xavier Martin	WR
57	Michael Mays	DL
91	Nelson Mbanasor	DL
98	Nick McCann	DL
89	Houston Miller	DL
26	Kevin Moore	LB
51	Tony Morales	OL
5	Octavious Morgan	DB
32	Desmond Nisby	RB
95	Talor Nunez	DL
50	Landon O'Connor	LS
85	Dominic Panazzolo	P
75	Giovanni Pancotti	OL
31	Justus Parker	DB
10	Johnathan Picone	LB
3	D.J. Polite-Bray	DB
29	Mason Reed	FB
72	Jack Reichel	OL
86	Dalton Rigdon	WR
20	JoJo Robinson	WR
80	Brandt Schilling	WR
59	Zackery Semrak	DL
84	Nate Shelton	WR
16	Nic Shimonek	QB
1	Quan Shorts	WR
71	Bailey Smith	OL
22	Desmon Smith	DB
76	Paul Stawarz	OL
64	Peyton Steele	OL
78	Terence Steele	OL
4	Justin Stockton	RB
33	Brayden Stringer	LB
19	Willie Sykes	DB
18	Christian Taylor	LB
99	Mychealon Thomas	DL
17	Donta Thompson	WR/TE
9	T.J. Vasher	WR
68	Casey Verhulst	OL
22	Trevor Walker	DB
14	Abraham Wallace	DB
97	Joseph Wallace	DL
21	Da'Leon Ward	RB
96	Broderick Washington, Jr.	DL
35	Jamarcus Washington	LB
30	Jax Welch	DB
22	Antoine Wesley	WR
11	Derrick Willies	WR
30	Caleb Woodward	RB
61	Colin Yang	OL
90	Quentin Yontz	DL

MEDIA INFORMATION



MATT DOWDY
Associate Director
806-928-5190

matthew.dowdy@ttu.edu



BLAKE ZIMMERMAN
Associate Director
806-685-8209

blake.zimmerman@ttu.edu



MALLEY STODDARD
Assistant Director
806-742-2770

malley.stoddard@ttu.edu

TEXAS TECH ATHLETICS COMMUNICATIONS

Room 117 South End Jones AT&T Stadium
Office: (806) 742-2770 • Fax: (806) 742-1970
2526 6th Street • Lubbock, TX 79409
www.TexasTech.com/Media
www.TTUMedia.com (FTP Website)



CREDENTIAL REQUESTS

Please direct all credential requests to the online credential portal located at www.sportssystem.com/texastech. Confirmation of your request will be made upon review by Matt Dowdy. Credentials are limited to members of the working media who are assigned to cover Texas Tech Football. Please note that Texas Tech Athletics does not grant credential requests to freelance photographers.

Credentials must be requested online by 5 p.m. of Wednesday each game week. All requests made game week will be held for pickup until 5 p.m. Friday at the Athletics Communications Office in Room 117 in the South End of Jones AT&T Stadium. Credentials not picked up by 5 p.m. Friday will be available at Media Will Call located at the main entrance to United Supermarkets Arena.

PARKING

Media parking for the 2017 season will be located in the commuter lots north of United Supermarkets Arena adjacent to the Texas Tech Student Recreation Center. Media Shuttles will pick up members of the media at the student recreation center and provide round-trip transportation to Jones AT&T Stadium beginning two hours prior to kickoff. Shuttles will only run before and after the game and during halftime.

BIG 12 CONFERENCE CALL

In addition to his weekly news conference, Kliff Kingsbury is available on the Big 12 Conference weekly teleconference at 10:50 a.m. on Mondays. Contact Joni Lehmann in the league office for access to the teleconference (469-524-1007).

Order of Coaches

9:50 a.m. – Tom Herman, Texas
10:00 a.m. – David Beaty, Kansas
10:10 a.m. – Lincoln Riley, Oklahoma
10:20 a.m. – Mike Gundy, Oklahoma State
10:30 a.m. – Bill Snyder, Kansas State
10:40 a.m. – Dana Holgorsen, West Virginia
10:50 a.m. – Kliff Kingsbury, Texas Tech
11:00 a.m. – Matt Rhule, Baylor
11:10 a.m. – Matt Campbell, Iowa State
11:20 a.m. – Gary Patterson, TCU

The call will be available live and archived on www.Big12Sports.com. A replay will also be provided for 48 hours, beginning at 4 p.m. CT on Mondays at (866) 243-0021.

WWW.TEXASTECH.COM

This is the official website of Texas Tech Athletics. Texas Tech football releases as well as a wide variety of athletics department information can be found on the web. Weekly game notes, news and statistical information can be found here throughout the football season.

KLIFF KINGSBURY RADIO SHOW

“Red Raider Football with Kliff Kingsbury” will air live each Thursday evening beginning Aug. 31 on the Texas Tech Sports Network. The show is hosted each week by Chris Level and runs between 6:30–7:30 p.m. The show will tape live from Rudy’s BBQ located on Slide Road and South Loop 289.

PHOTO REQUESTS

Please submit your requests to Malley Stoddard.

MEDIA ACCESS

Texas Tech will now be hosted each Tuesday morning in the Football Training Facility, which is located on the southeast corner of Jones AT&T Stadium. Head coach Kliff Kingsbury and selected players (depending on class schedules) will take part in the 10:45 a.m. news conference. Lunch will then follow around 11:30 a.m. in the North Endzone Club area of Jones AT&T Stadium.

Weekly Media Access Schedule

Sunday - Coach Kingsbury Availability (6:30–7 p.m.)
Monday - Big 12 Conference Call (10:50 a.m.)
Tuesday - Press Conference (10:45 a.m.)/Post-Practice (Players)
Wednesday - No availability
Thursday - No availability
Friday - No availability

USE OF AUDIO/VIDEO

Any media entity collecting any sort of “video or audio materials” (film, traditional video or audio, digital video or audio, photos, etc.) from Texas Tech University Athletics game events or press conference/media events may use that material only for traditional television newscasts, web-based or print coverage, or other electronic transmission as approved by the University in writing, with a limitation of up to three (3) minutes in length from any single event. Such media entity may not offer any live video, audio or other coverage of the event without the advance, written permission of Texas Tech University Athletics.

This policy includes all games, matches and events involving any of Texas Tech’s athletic programs. It includes all media events -- press conferences, pre/post-practice interviews and pre/post-game interviews. An exception would be a one-on-one interview arranged through the Texas Tech Athletics Communications office with a Texas Tech, coach, athlete or administrator.

TEXAS TECH SPORTS NETWORK

The Texas Tech Sports Network from Learfield Sports will carry all the exciting action of Red Raider Football beginning with the season opener with Sam Houston State and all the way through the bowl season. Brian Jensen (play-by-play) and John Harris (color analyst) return to the broadcast booth and will be joined on the sidelines by Chris Level (sidelines).

2017 RED RAIDER FOOTBALL AFFILIATES

CITY	STATION	FREQUENCY
Abilene/Haskell	KVRP-FM	97.1
Alpine	KVLF-AM	1240
Amarillo	KARX-FM	95.7
Andrews	KACT-AM	1360
Andrews	KACT-FM	105.5
Austin	KTXZ-AM	1560
Big Spring	KBST-FM	95.7
Brady	KNEL-FM	95.3
Breckenridge	KLXK-FM	93.5
Brownwood	KQBZ-FM	96.9
Dallas	KFXR-AM	1190
Dallas	KWRD-FM	100.7
El Paso	KHEY-AM	1380
Fredericksburg	KNAF-AM	910
Hereford	KPAN-AM	860
Hereford	KPAN-FM	106.3
Hobbs, N.M.	KHOB-AM	1390
Houston	KGOL-AM	1180
Junction	KMBL-AM	1450
Lamesa	KPET-AM	690
Lamesa	KPET-FM	101.5
Lampasas	KACQ-FM	101.9
Lampasas	KCYL-AM	1450
Lubbock	KTTU-FM	97.3
Lubbock	KXTQ-FM	100.7
Lubbock	KJTV-AM	950
Memphis	KLSR-FM	105.3
Midland/Odessa	KCRS-AM	550
Odessa	KCRS-FM	95.5
Perryton	KEYE-AM	1400
Perryton	KEYE-FM	93.7
Plainview	KREW-AM	1400
San Angelo	KNRX-FM	96.5
San Angelo	KNRX-1	96.5
San Antonio	KZDC-AM	1250
San Antonio	KZDC-FM	94.5
Seminole	KSEM-FM	106.3
Seymour	KSEY-FM	94.3
Seymour	KSEY-AM	1230
Snyder	KGWG-FM	91.1
Sulphur Springs	KSST-AM	1230
Sweetwater	KSST-AM	1240
Tyler	KTBB-AM	600
Tyler	KYZS-AM	1490

SATELLITE RADIO

Sirius Radio	Channel 132
XM Radio	Channel 202