



KANSAS

#kufball

f /KANSASFOOTBALL

@KU_FOOTBALL

@KUFOOTBALL

SEPT. 29, 2016 | at TEXAS TECH GAME NOTES

CONTACTS: Katy Lonergan (katyl@ku.edu) | D.J. Haurin (dhaurin@ku.edu) | Trae Green (traegr@ku.edu)

1651 Naismith Drive | 1400 Parrott | Lawrence, KS 66045

Can also be reached on their cells: **KL** (785) 691-7026 | **DH** (785) 312-2836 | **TG** (785) 766-3527

JAYHAWKS

1-2 OVERALL

AP rank: --

Head Coach: David Beaty

0-0

CFP rank: --

Record: 1-14



at

**2-1** OVERALL

AP rank: --

Head Coach: Kliff Kingsbury

0-0

CFP rank: --

Record: 21-20

RED RAIDERS

GAME

4

at TEXAS TECH

September 29, 2016

7:30 PM CT • Fox Sports 1

Lubbock, Texas / Jones AT&T Stadium (60,454)

HOW THEY COMPARE

Jayhawks 1-2 (0-0 Big 12) | Red Raiders 2-1 (0-0 Big 12)

27.7	PPG	61.0
51	1 ST DOWNS	100
106.0 YPG	RUSH	131.0 YPG
266.0 YPG	PASS	547.7 YPG
372.0 YPG	OFFENSE	678.7 YPG
2	DEF INTs	2
12	TDs	25
0/1	FGs	3/4
25:00	TOP	28:22
6	SACKS	6



ON TELEVISION



FOX SPORTS 1

Justin Kutcher (PxP), Petros Papadakis (A), Kevin Patterson (Producer)

KANSAS CITY METRO

Time Warner Cable: Ch 75, 400

Google Fiber: Ch 208

Comcast: Ch 223, 878

LAWRENCE

WOW!: Ch 150, 227

NATIONWIDE

AT&T U-Verse: Ch 652, 1652

DIRECTV: Ch 219

Dish Network: Ch 150

Fox Sports Go app

ON THE AIRWAVES



JAYHAWK RADIO NETWORK

Brian Hanni (PxP), David Lawrence (A), Josh Klingler (SL), Bob Newton (Producer/Engineer), Marc Tuttle (GM)

SATELLITE RADIO

Sirius Ch. 93; XM Ch. 199

KANSAS ATHLETICS WEBCAST

KUAthletics.com/Radio

2016 Schedule



RHODE ISLAND

Sept. 3 | Memorial Stadium | TBA

W, 55-6



OHIO

Sept. 10 | Memorial Stadium | TBA

L, 21-37



at MEMPHIS

Sept. 17 | Liberty Bowl | 11 a.m. | TBA

L, 7-43



at TEXAS TECH

Sept. 29 | Jones AT&T Stadium | 7:30 p.m. | FS1



TCU

Oct. 8 | Memorial Stadium | TBA | TBA



at BAYLOR

Oct. 15 | McLane Stadium | TBA | TBA



OKLAHOMA STATE

Oct. 22 | Memorial Stadium | TBA | TBA



at OKLAHOMA

Oct. 29 | Memorial Stadium | TBA | TBA



at WEST VIRGINIA

Nov. 5 | Milan Puskar Stadium | TBA | TBA



IOWA STATE

Nov. 12 | Memorial Stadium | TBA | TBA



TEXAS

Nov. 19 | Memorial Stadium | TBA | TBA



at KANSAS STATE

Nov. 26 | Bill Snyder Family Stadium | TBA | TBA

KANSAS 2016 STAT LEADERS



RUSHING

24 ATT

1 TD

134 YARDS

KE'AUN
KINNER

PASSING

48-71-3

5 TD

484 YARDS

MONTELL
COZART

RECEIVING

11 REC

4 TD

253 YARDS

STEVEN
SIMS JR.

DEFENSE

16 SOLO

2 ASST

18 TOTAL

BAZIE
BATES IV

Texas Tech Week

26

MONDAY

Big 12 Teleconference
10 a.m.

27

TUESDAY

28

WEDNESDAY

29

THURSDAY

Gameday
KU at Texas Tech
Jones AT&T Stadium
7:30 p.m.

Post Game
Coach Beaty is available
following the game in
visiting media room

Players will follow in the
same location

30

FRIDAY

Beaty 610 AM Interview
8:55 a.m.

Beaty 810 AM Interview
9:25 a.m.

1

SATURDAY

2

SUNDAY

Kansas Communications

TODD KOBER

Associate AD/Executive Director - External Branding
tkober@ku.edu

CHRIS THEISEN

Assisant AD Communications
theisen@ku.edu

KATY LONERGAN

Director Football Communications/Primary Football Contact
katyl@ku.edu | 785/691-7026 cell

BRIAN KARST

Assistant Communications Director
brian.karst@ku.edu

BRAD GILBERT

Assistant Communications Director
brgilbert@ku.edu

D.J. HAURIN

Assistant Communications Director/Second Football Contact
dhaurin@ku.edu | 785/312-2836

THERESA KURTZ

Assistant Communications Director
t.kurtz@ku.edu

JACKIE BERRA

Director of Creative Services
jberra@ku.edu

JEFF JACOBSEN

Staff Photographer
jacobsen@ku.edu

KEVIN MCCARTY

Web Designer
kmccarty@ku.edu

ERIN PENNING

Office Manager/Publications Coordinator/Credentials
epenning@ku.edu | 785/424-0990

RACHEL PINCUS

Strategic Communications Manager
rpincus@ku.edu

TAE GREEN

Communications Student Assistant/Third Football Contact
traegr@ku.edu | 785/766-3527

MAILING ADDRESS: 1651 Naismith Drive
1400 Parrott
Lawrence, KS 66045

PHONE: 785.864.3417

PRESS BOX PHONE: 785.864.5593

Media Information

CREDENTIALS

All credential requests can be made online at www.KUathletics.com/media. Contact the communications office for information on how to access the page. Credentials requested after Monday of the game week will not be mailed. Instead, they will be available for pickup at a location agreeable to both parties. The Kivisto Field at Memorial Stadium Media Will Call distribution location is at the base of the elevator, below the pressbox, on the west side of the stadium.

PHOTOGRAPHERS

Credentials for sideline photographers will be issued on the basis of circulation, with priority granted to agencies covering the participating schools on a regular basis. All photographers must pick up a photo sticker in order to be admitted to the sidelines. This may be done at the gate at the southwest corner of Memorial Stadium.

PARKING

Media parking is located in the Mississippi Street Parking Garage just south of the Kansas Union on the southeast side of Memorial Stadium. The garage is approximately two blocks away from the stadium.

PRESSBOX AND GAMEDAY SERVICES

The Kivisto Field at Memorial Stadium pressbox is located on the west side of the stadium. Entrance is at the base of the elevator located just off of Maine Street. Level eight is reserved for the print media, home and visiting radio, home and visiting booths for coaches and athletics directors, along with game and scoreboard operations. Level nine serves as the photo deck and the location for television booths. Packets with pregame information will be distributed in advance of kickoff on the day of the game. Quarter, halftime, and final statistics, game books, coaches and player quote sheets are all regular services on game day. Stat monitors with live, updated statistics are available throughout the print media level and in booths for electronic media. In addition, television monitors are also part of the fixtures in both home and visiting radio booths.

WIRELESS INTERNET

Complimentary access to wireless internet is available at Memorial Stadium and information about how to access it will be available in the pressbox.

TELEPHONES

Writers wanting phone lines at their seat locations should contact the KU Telecommunications Office at (785) 864-9300 regarding installation. For specific line location, please list Katy Lonergan as the contact. Allow at least two weeks notice prior to the game.

WEEKLY NEWS CONFERENCE

Kansas head football coach David Beaty will conduct a weekly press conference each Tuesday during the season. A media luncheon is held at 12 p.m., in the Gridiron Room located in the Anderson Family Football Complex south of Kivisto Field at Memorial Stadium. The weekly press conferences follow in the George R. Mrkonic Auditorium at 1 p.m. Defensive coordinator Clint Bowen, co-defensive coordinator Kenny Perry, special teams coordinator Joe DeForest and wide receivers coach Jason Phillips will be available at 1:30 p.m., and requested players will be made available each week following the assistants (approximately 1:40 p.m.). **Freshmen and redshirt freshmen are not available for interviews.**

Coach Beaty will also be available on the weekly Big 12 Teleconference on Mondays at 10 a.m. Central. Information on how to take part in the teleconference is available through the Big 12 Conference office.

INTERVIEWS

Contact the communications office for all player or coach interview requests. All interviews with players during the season will take place at 1:40 p.m., on Tuesdays in the Gridiron Room at the Anderson Family Football Complex. To request players, media should contact Katy Lonergan, Director of Football Communications, by noon each Monday at katyl@ku.edu or (785) 864-7314. Out-of-town media wishing to interview Kansas players should also contact the communications office with their requests by noon the day prior to the interview. **Freshmen and redshirt freshmen are not available for interviews.**

Home and cell phone numbers for players will not be provided and players have been instructed not to accept calls from media without prior notice from the communications office. Please do not contact a player or coach without scheduling the interview through the communications office.

DIGITAL ASSETS

Head shots and selected video and audio elements will be made available throughout the season on the KU Athletics Media FTP: www.KUathletics.com/mediaftp.

Quick Facts

UNIVERSITY	
Location	1651 Naismith Dr. Lawrence, KS 66045
Founded	1866
Enrollment	27,983
Chancellor	Dr. Bernadette Gray-Little
Athletics Director	Dr. Sheahon (SHAY-un) Zenger Kansas State, 1988, 1992 Kansas, 1996
Colors	Crimson & Blue
Nickname	Jayhawks
Affiliations	NCAA Division I Big 12 Conference
Conference Website	www.Big12Sports.com
Ticket Office	800/34-HAWKS (42957) KUTickets.com

KANSAS FOOTBALL COMMUNICATIONS STAFF	
Office	785/864-3417
Director Football Communications	Katy Lonergan
Assistant Communications Director	D.J. Haurin
Communications Student Assistant	Trae Green
Lonergan's Cell	785/691-7026
Lonergan's E-Mail	katyl@ku.edu
Haurin's Cell	785/312-2836
Haurin's E-Mail	dhaurin@ku.edu
Green's Cell	785/766-3527
Green's E-Mail	traegr@ku.edu
KU Athletics Website	www.KUAthletics.com
Facebook	/KUAthletics
Twitter	@KUAthletics

STADIUM	
Football Facility	Memorial Stadium
Capacity	50,071
Largest Crowd	52,530 (Sept. 5, 2009 vs. Northern Colorado)
Surface	Field Turf (2009)
Year Opened	1921
Press Box Phone (Media Only)	785/864-5593

COACHING INFORMATION	
Head Coach	David Beaty (BAIT-ee) Lindenwood College, 1994
Record at Kansas (Seasons)	1-14 (2)
Career Record at Division I (Seasons)	1-14 (2)
Asst. Head Coach/Defensive Coord./S	Clint Bowen
Linebackers	Todd Bradford
Special Teams Coordinator	Joe DeForest
Running Backs	Tony Hull
Offensive Coordinator	Rob Likens
Co-Defensive Coordinator/CB	Kenny Perry
Defensive Line	Michael Slater
Run Game Coordinator/OL	Zach Yenser
Director Strength & Conditioning	Je Ney Jackson

HISTORY	
First Season of Record	1890
Seasons	127th
All-Time Record	580-612-58
Conference Titles (Last)	7 (2007)
Big 12 Titles (Last)	1 (North Division 2007)
Bowl Games (Last)	12 (2008)
Bowl Game Titles (Last)	6 (2008)
Bowl Games Record	6-6

TEAM INFORMATION	
2015 Overall Record	0-12
2015 Conference Record	0-9 (9th)
2015 Home Record	0-7
2015 Road Record	0-5
Letterwinners Returning/Lost	49/25
Starters Returning/Lost	17/7

WRAPPING UP BEHIND THE LINE

For the second-straight game, the Kansas defense tallied 10 or more tackles-for-loss at Memphis (Sept. 17), finishing the game with 10 TFLs. That double-digit mark pushed the Jayhawks season total to 29, tying for the most TFLs in a three-game span since 2007 when KU posted 38 tackles behind the line of scrimmage against Southeastern Louisiana (Sept. 8), Toledo (Sept. 15) and Florida International (Sept. 22). The 9.7 TFLs per game ranks the Jayhawks seventh in the nation and second in the Big 12 Conference behind Baylor (10.3 per game).

BALANCED EFFORT

The Kansas defense has posted 29 TFLs through three games in 2016 with 16 different Jayhawks joining in the effort. Senior linebacker **Marcquis Roberts** and sophomores defensive end **Dorance Armstrong Jr.** and defensive tackle **Daniel Wise** lead the way with 4.0 TFLs each. Among his four TFLs, Armstrong also leads KU with two sacks, both at Memphis (Sept. 17) to tie his career best.

CAREER DAY

Freshman running back **Khalil Herbert** posted a career effort at Memphis (Sept. 17) after tallying a personal best 35-yard reception only to follow that up with a career-long 66-yard touchdown run in the second quarter. That score was the longest rush by a freshman in the last 10 years with **Todd Reesing** setting the mark to beat at 63 in 2006 against Colorado (Oct. 28). That 66-yard run was also the longest rush for the Jayhawks since **Tony Pierson** sprung loose for a 74-yard touchdown against Central Michigan in 2014 (Sept. 20). Herbert finished the day responsible for 35 percent of the Kansas offense as he finished with 109 yards (74 rushing and 35 receiving).

EXPLOSIVE TOUCH

Of the 153 combined rushes and completions, Kansas averages 7.3 yards per play. When freshman running back **Khalil Herbert** (8.5 yards per touch), sophomore wide receiver **Steven Sims Jr.** (23.0 yards per touch) or junior wide receiver **LaQuionte Gonzalez** (8.3 yards per touch) have the ball, the Jayhawks average 11.9 yards per play compared to the 5.3 yards by the rest of the team. Herbert has rushed 12 times and caught three passes for a combined 128 yards. Gonzalez has had the ball 20 times on offense for 165 yards while Sims has hauled in 11 receptions for 253 yards. In addition to carrying the majority of the yards, the trio has combined for over half of Kansas' touchdowns, reaching the end zone six times.

THE GO-TO GUY

Through three games in 2015, sophomore wide receiver **Steven Sims Jr.** caught just eight passes for 54 yards without a touchdown. After three games in 2016, Sims finds himself among the nation's best averaging 23.0 yards per receptions. Only seven other Power Five receivers average more yards than Sims. The Houston, Texas native finished his rookie campaign with 30 receptions for 349 yards and two touchdowns. Experience seems to have helped as Sims has almost surpassed all those numbers with 11 grabs for 253 yards and four touchdowns just three games in to 2016.

POWER FIVE LEADERS

NAME, SCHOOL	G	REC	YDS	YDS/REC
Jeff Badet, Kentucky	4	8	245	30.6
Jimmy Williams, East Carolina	4	12	322	26.8
Alonzo Moore, Nebraska	4	12	310	25.8
Jaylen Smith, Louisville	4	8	202	25.3
Stephen Louis, NC State	3	9	226	25.1
Derrick Willies, Texas Tech	3	6	144	24.0
Mark Andrews, Oklahoma	3	9	211	23.4
Steven Sims Jr., Kansas	3	11	253	23.0

*Minimum 2 receptions per game

Series History

vs. TEXAS TECH	
Overall Record	1-16
Current Streak	Lost 9
Longest Win Streak	1, (2001)
Longest Winless Streak	9, (2004-15)
Last 10 Games	1-9
In Lawrence	0-9
In Lubbock	1-7
Neutral Sites	0-0
Under David Beaty	0-1
First Meeting	September 18, 1965 (L, 28-7)
Last Meeting	October 17, 2015 (L, 30-20)

Kansas Record...

vs. Big 12 Opponents		187-253-24
First	W, 11-6 vs. Iowa State (Oct. 15, 1898)	
Last	L, 45-14 vs. Kansas State (Nov. 28, 2015)	
On September 29		6-4-3
First	L, 16-5 vs. Ottawa (1901)	
Last	L, 31-17 at Oklahoma (1990)	
On Thursday		29-20-7
First	L, 12-4 vs. Missouri (Nov. 30, 1893)	
Last	L, 59-7 vs. Kansas State (Oct. 14, 2010)	

National Polls

ASSOCIATED PRESS (SEPT. 25)			
RK.	TEAM	RECORD	POINTS
1	Alabama (50)	4-0	1511
2	Ohio State (4)	3-0	1440
3	Louisville (6)	4-0	1409
4	Michigan (1)	4-0	1292
5	Clemson	4-0	1267
6	Houston	4-0	1239
7	Stanford	3-0	1166
8	Wisconsin	4-0	1084
9	Texas A&M	4-0	1036
10	Washington	4-0	986
11	Tennessee	4-0	909
12	Florida State	3-1	804
13	Baylor	4-0	729
14	Miami (Fla.)	3-0	696
15	Nebraska	4-0	640
16	Mississippi	2-2	540
17	Michigan State	2-1	527
18	Utah	4-0	493
19	San Diego State	3-0	304
20	Arkansas	3-1	241
21	TCU	3-1	239
22	Texas	2-1	217
23	Florida	3-1	176
24	Boise State	3-0	163
25	Georgia	3-1	142

USA TODAY COACHES' (SEPT. 25)

RK.	TEAM	RECORD	POINTS
1	Alabama (61)	4-0	1597
2	Ohio State (2)	3-0	1506
3	Clemson (1)	4-0	1440
4	Louisville	4-0	1411
5	Michigan	4-0	1333
6	Stanford	3-0	1269
7	Houston	4-0	1250
8	Wisconsin	4-0	1127
9	Washington	4-0	1049
10	Texas A&M	4-0	1016
11	Tennessee	4-0	986
12	Florida State	3-1	843
13	Baylor	4-0	797
14	Miami	3-0	664
15	Nebraska	4-0	649
16	Michigan State	2-1	597
17	Mississippi	2-2	558
18	Utah	4-0	504
19	TCU	3-1	330
20	Georgia	3-1	271
21	Florida	3-1	254
22	Arkansas	3-1	197
23	North Carolina	3-1	173
24	San Diego State	3-0	156
25	Texas	2-1	142

2016 Record When...

Overall	1-2
Big 12	0-0
Non-Conference	1-2
vs. American	0-1
vs. Colonial	1-0
vs. MAC	0-1
Home	1-1
Away	0-1
Neutral	0-0
Day Games	0-2
Night Games (6 p.m. start or later)	1-0
vs. Top 25 teams	0-0
vs. Top 10 teams	0-0
TV games	1-0
on Jayhawk Network	1-0
on ESPN	0-1
on Fox Sports Net	0-1
When scoring first	1-0
When opponents score first	0-2
When leading at halftime	1-0
When trailing at halftime	0-2
When tied at halftime	0-0
When leading after third quarter	1-0
When trailing after third quarter	0-2
When tied after third quarter	0-0
In overtime games	0-0
When scoring less than 20 points	0-1
When scoring 20+ points	1-1
When scoring 30+ points	1-0
When allowing less than 20 points	1-0
When allowing 20-30 points	0-0
When allowing 30+ points	0-2
When rushing for <100 yards	0-1
When rushing for 100+ yards	1-1
When rushing for 200+ yards	0-0
When passing for <200 yards	1-0
When passing for 200+ yards	1-1
When passing for 250+ yards	1-0
When passing for 300+ yards	1-0
When totaling <300 yds total offense	0-1
When gaining 300+ yds total offense	1-1
When gaining 400+ yds total offense	1-0
When gaining 500+ yds total offense	1-0
When allowing <100 yds rushing	0-0
When allowing 100+ yds rushing	1-0
When allowing 200+ yds rushing	0-2
When allowing <200 yds passing	1-2
When allowing 200+ yards passing	0-0
When allowing 250+ yards passing	0-0
When allowing 300+ yards passing	0-0
When allowing <300 yds total offense	1-0
When allowing 300+ yds total offense	0-2
When having a 100-yard rusher	0-0
When opp. have a 100-yard rusher	0-1
When having no turnovers	0-0
When having less than 3 turnovers	1-0
When having 3 or more turnovers	0-2
When having no takeaways	0-1
When having <3 takeaways	1-1
When having 3 or more takeaways	0-0
When having more than 30:00 TOP	0-1
When having less than 30:00 TOP	1-1

DEFENSIVE IMPROVEMENT

Kansas had one of its toughest years defensively in 2015, but that didn't deter head coach **David Beaty** and defensive coordinator **Clint Bowen** as they each reiterated to trust the process and laid the foundation for a young team. That sentiment held true as the Jayhawks have seen growth on the defensive side of the ball through the first three games in 2016 compared to last season. KU ranked 100 or worse in seven of eight defensive categories in the FBS a season ago, but turned it around to rank in the top 35 in six of those same categories compared equally through the first three games of each season.

THEN AND NOW KU DEFENSIVE RANKINGS

CATEGORY	NO. (FBS / BIG 12)	NO. (FBS / BIG 12)
Opp. 3rd Down Pct.	.514 (119/8)	.314 (31/2)
Opp. 4th Down Pct.	1.00 (124/9)	.250 (15/1)
Opp. First Downs	90 (103/8)	59 (27/3)
Opp. Pass Yds/Gm	288.0 (112/9)	135.0 (5/2)
Red Zone Defense	.833 (74/9)	.750 (30/2)
Scoring Defense	41.0 (118/10)	28.7 (80/6)
Opp. Pass Efficiency	177.27 (123/10)	99.07 (14/3)
Total Defense	542.3 (120/9)	369.7 (52/3)

ROAD WOES

When Kansas plays at Texas Tech Thursday night at 7:30 p.m., no current Jayhawk that steps on the field after kickoff will have experienced a victory away from Memorial Stadium. Kansas will look to snap a staggering winless streak of 39 games played outside of Lawrence.

In the Jayhawks' last road victory - a 34-7 bout over UTEP on Sept. 12, 2009, running back Jake Sharp engineered two touchdowns and 104 yards, while quarterback Todd Reesing threw 25-of-41 passes for 260 yards and a score. Wide receiver Dezmon Briscoe turned in 154 yards on eight catches.

**KU is 0-36 in true road games dating back to 2009. Adding three neutral-site losses to Missouri in 2009, 20 and 11 gives Kansas its 39-game winless streak in games played outside of Memorial Stadium.*

SPEEDY GONZALEZ

Junior wide receiver/kick returner **LaQuvionte Gonzalez** returned a kickoff 99 yards for a touchdown in the second quarter in KU's loss to Ohio (Sept. 10). That was the first kickoff return for a touchdown since **Ryan Schadler** returned one for 91 yards against South Dakota State in 2015 (Sept. 5) and was also the fifth-longest in school history surpassing **Dezmon Briscoe's** 98-yard return against Texas (Nov. 21, 2009). Gonzalez is one of 17 kick returners with a touchdown this season and holds the second-furthest return at 99 yards.

AFTERBURNERS

Junior wide receiver/kick returner **LaQuvionte Gonzalez** returned the fifth-most kickoffs in a single game in KU history against Ohio (Sept. 10) after returning six for 201 yards and a touchdown. Those 201 yards rank second on KU's single-game chart. So far in 2016, Gonzalez has returned nine kickoffs for 253 yards, averaging 28.1 yards per return that ranks him 19th in the FBS and third in the Big 12 Conference. Kansas' single-season marks for most kick returns and most kick return yards are 49 and 1014, respectively, while the highest average with a minimum of 25 returns is 28.6 set by **Marcus Herford** in 2007.

THE FOUNDATION

When head coach **David Beaty** arrived at the program's helm in December of 2014 the numbers in the weight room didn't resemble a Big 12 Conference football team. Just three Jayhawks ran a 40-yard sprint in under 4.5 seconds, eight power cleaned 300 or more pounds and only 20 could bench press 300 or more pounds. Since hiring **Je'Ney Jackson** as KU's director of strength and conditioning, a year and a half later the improvements are drastic. Now, 34 Jayhawks can run the 40-yard dash in 4.5 seconds or faster, 31 are able to power clean 300 or more pounds and 59 can bench press 300 or more pounds. No, the weight room numbers don't directly equate to victories in the win-loss column, but they provide an invaluable foundation to build upon.

O CAPTAIN! MY CAPTAIN!

Senior safety **Fish Smithson**, redshirt junior quarterback **Montell Cozart**, along with junior linebacker **Joe Dineen Jr.**, were each appointed by their peers for captain's duties this season. Cozart and Smithson are representing the Jayhawks for the second-straight season, while Dineen is in his first year in the role. The Jayhawks will also employ a rotating captain, as the coaching staff's Special Teams Player of the Week holds the honorary captain title during the next week's contest. This week's fourth captain is senior safety **Chevy Graham**.

Jayhawk Radio Network

With 30 stations in 24 markets, the Jayhawk IMG Radio Network has a footprint stretching across the state of Kansas. The Jayhawks are able to offer both local & state-wide exposure during the official pre-game shows, play-by-play broadcast & post-game show.

Abilene/Salina	KSAJ-98.5 FM
Belleville	KREP 92.1 FM
Chanute	KKOY-105.5 FM
Coffeyville/Independence/Fredonia	KIND 102.9
Concordia	KCKS-94.9 FM
Dodge City	KZRD-93.9 FM
Emporia	KVOE-1400 AM
Fort Scott	KMDO-1600 AM
Fort Scott	KOMB-103.9 FM
Garden City/Leoti	KBUF-1030 AM
Glen Elder/Cawker City	KZDY-96.3 FM
Goodland/Colby	KWGB-97.9 FM
Great Bend/Larned	KBGL-106.9 FM
Hays	KAYS-1400 AM
Hutchinson	KSKU-94.7 FM
Iola	KIOL-1370 AM
Kansas City	KCSP-610 AM
Lawrence (Flagship)	KLWN-1320 AM
Lawrence (Flagship)	KLZR-105.9 FM
Liberal	KSCB-1270 AM
Marysville	KNDY-95.5 FM
Parsons	KLKC-1540 AM
Parsons	KLKC-93.5 FM
Phillipsburg	KKAN-1490 AM
Phillipsburg	KQMA-92.5 FM
Russell	KRSL-990 AM
Topeka	KMAJ 1440 AM
Topeka	KWIC 99.3 FM
Wellington	KWME-93.5 FM
Wichita	KFH-1240 AM
Wichita/Clearwater	KFH-98.7 FM
Winfield	KKLE-1550 AM

Hawk Talk with David Beaty

Live from the Salty Iguana in Lawrence, Hawk Talk will give fans the opportunity to listen to Coach Beaty answer fan questions from the internet and social media about all things KU Football. Hawk Talk can be heard around the state on the Jayhawk Radio Network or around the world on KUathletics.com. The show takes place each Monday from 6-7 p.m.

Big 12 Conference

STANDINGS

	BIG 12	PCT	STREAK	OVERALL	PCT	STREAK
Baylor	1-0	1.000	W1	4-0	1.000	W4
TCU	1-0	1.000	W1	3-1	.750	W2
West Virginia	0-0	.000	-	3-0	1.000	W3
Kansas State	0-0	.000	-	2-1	.667	W2
Texas	0-0	.000	-	2-1	.667	L1
Texas Tech	0-0	.000	-	2-1	.667	W1
Kansas	0-0	.000	-	1-2	.333	L2
Oklahoma	0-0	.000	-	1-2	.333	L1
Oklahoma State	0-1	.000	L1	2-2	.500	L1
Iowa State	0-1	.000	L1	1-3	.250	W1

THIS WEEK IN THE BIG 12

Kansas at Texas Tech (TH)	7:30 p.m.	Fox Sports 1
Texas at Oklahoma State	11 a.m.	ABC/ESPN/ESPN2
Baylor at Iowa State	11 a.m.	Fox Sports 1
K-State at West Virginia	2:30 p.m.	ESPNU
Oklahoma at TCU	4 p.m.	FOX

LAST WEEK IN THE BIG 12

TCU 33, SMU 3
Iowa State 44, San Jose State 10
West Virginia 35, BYU 32
K-State 35, Missouri State 0
Baylor 35, Oklahoma State 24

BIG 12 STAT LEADERS

SCORING	SCHOOL	PPG
Offense	Texas Tech	61.0
Defense	K-State	11.0
RUSHING	YPG	TD
Chris Warren III, UT	86.7	3
PASSING	YPG	TD
Patrick Mahomes, TTU	497.7	14
RECEIVING	YPG	TD
James Washington, OSU	122.0	3
TACKLES	SOLO-AST	TOTAL
Ty Summers, TCU	14-25	39

BIG 12 PRESEASON POLL

1.	Oklahoma (24)	258
2.	TCU (2)	222
3.	Oklahoma State	202
4.	Baylor	156
5.	Texas	151
6.	Texas Tech	141
7.	West Virginia	126
8.	Kansas State	88
9.	Iowa State	59
10.	Kansas	27

BIG 12 TELECONFERENCE

Coach David Beaty will be available on the weekly Big 12 Coaches Teleconference every Monday during the season. The call will be available live and archived on www. Big12Sports.com. Email Joni Lehmann (joni@big12sports.com) for the media dial-in number.

9:50 a.m.	Charlie Strong	Texas
10:00 a.m.	David Beaty	Kansas
10:10 a.m.	Bob Stoops	Oklahoma
10:20 a.m.	Mike Gundy	Oklahoma State
10:30 a.m.	Bill Snyder	Kansas State
10:40 a.m.	Dana Holgorsen	West Virginia
10:50 a.m.	Kliff Kingsbury	Texas Tech
11:00 a.m.	Jim Grobe	Baylor
11:10 a.m.	Matt Campbell	Iowa State
11:20 a.m.	Gary Patterson	TCU

#EARNIT

Head coach **David Beaty** preaches a simple philosophy to his players, “You have to go out and earn everything you get. Nothing in life is going to be handed to you – on the football field or in the professional world – it has to be earned.” That simple statement is a pillar that the Kansas players strive to uphold on a daily basis and is the foundation for the type of player Beaty wants to recruit at the University of Kansas. His go-to sermon to the Jayhawk community is “We are going to earn the support of our fans one person at a time, and we are not going to sleep until we can give everyone something to be proud of at Memorial Stadium.” As a result, a simple #EarnIt hashtag is plastered on everything Kansas football to show the new culture Beaty brings to the table.

#TEAMCOLE

Kansas football dedicated its first game vs. Rhode Island to Cole Hayden, son of Assistant Athletics Director - Academic and Career Counseling Shanda Hayden. Cole Hayden is currently undergoing chemotherapy in his battle against undifferentiated sarcoma, which is described as malignant neoplasm of uncertain origin that arises both in soft tissue and bone. The Kansas football team is wearing gold wristbands with #TeamCole printed on them in honor of Cole and the fight against Childhood Cancer as September is Childhood Cancer Awareness month. In addition, the KU defensive backs are donating \$100 to childhood cancer research for every interception made throughout the course of the season. #TeamCole wristbands and t-shirts supporting Cole Hayden and the fight against Childhood Cancer are available by emailing teamcoleyhayden@gmail.com.

UP NEXT

Kansas returns to Memorial Stadium to continue Big 12 play against TCU, Saturday, October 8 for the annual "Jayhawks for a Cure" game.

Head Coach David Beaty



DAVID BEATY

POSITION

HEAD COACH

ALMA MATER

LINDENWOOD, '94

HOMETOWN

GARLAND, TEXAS

WIFE

RAYNEE

CHILDREN

AVERIE & ALEXA

David Beaty, who is now in his second season as the head coach at the University of Kansas, took the reins of the KU football program Dec. 5, 2014, with more than 20 years of coaching experience, including two previous stints as an assistant coach with the Jayhawks.

A native of Garland, Texas, Beaty came back to KU after spending three previous seasons as the Texas A&M wide receivers coach, where he also coordinated all the recruiting efforts during the 2013-14 seasons.

Under Beaty's tutelage, the Aggies' wide receivers have been a record-setting group. With first-team All-American Mike Evans leading the way in 2013, the Aggies set team records for receiving yards, receiving touchdowns and completion percentage. Evans set the A&M record with 1,394 receiving yards and matched the receiving touchdowns record with 12. He also shattered and re-broke the single-game receiving record with 279 yards vs. Alabama and 287 yards against Auburn. Evans went on to become the Aggies' first wide receiver to be selected in the first round of the NFL Draft. Texas A&M was the only team in the nation with four 50-catch, 600-yard receivers in 2013.

In 2012, the Aggies had six wideouts who produced 19 or more catches, including more than 70 each by senior Ryan Swope and Evans.

Beaty came to Texas A&M after serving as offensive coordinator at both Kansas and Rice.

Beaty spent the 2010 season as the offensive coordinator at Rice, where he helped the team average 28.7 points and 375.3 yards per game. Prior to his second stint at Rice, Beaty was the wide receivers coach at Kansas during the 2008 and 2009 seasons.

During his first tour at KU, he helped receivers Kerry Meier and Dezmon Briscoe develop into NFL-caliber players. Meier, who was taken in the fifth round of the 2010 NFL Draft, received All-Big 12 accolades in 2008 and 2009, while Briscoe, a sixth-round selection in the 2010 NFL Draft, was an All-American and first team All-Big 12 pick in 2009. In 2008 five different KU players produced a total of 15 100-yard receiving games. Among the school records set by KU wide receivers in 2008 were season receptions, game receptions, season yards, game yards, and season touchdowns.

Beaty spent the 2006 and 2007 seasons as the wide receivers coach at Rice. In 2006 he served as passing game coordinator as the team made its first bowl game in 45 years (the New Orleans Bowl). He had two players - Jarett Dillard and James Casey - drafted by NFL teams following the 2007 season. Dillard ranked in the top-25 nationally in both receptions and yards in 2007, and he led the nation in touchdown receptions (21) in 2006.

Prior to joining the Owls' staff, Beaty was a successful head coach at MacArthur (Irving, Texas) High School from 2002-05, where his teams posted a 33-11 record and won two district titles. He earned several coach-of-the-year honors while at MacArthur.

Beaty began his coaching career as an assistant coach at Naaman Forest High School in Garland, Texas, from 1994-96. He was also an assistant at Garland High School from 1997-2000. Garland claimed the Class 5A Division II state title in 1999.

Beaty assumed his first head coaching job at North Dallas High School in 2001. He coached there for one season, posting a 6-4 record, before taking over at MacArthur.

Beaty is a 1994 graduate of Lindenwood (St. Charles, Mo.) College, where he played football and served as a team captain from 1992-93. He was a four-year starter at wide receiver and led the team in receptions for three-straight seasons. He played both football and soccer at Garland (Texas) High School where he graduated in 1989.

Beaty and his wife, Raynee, have two daughters, Averie (16) and Alexa (11).

Path to Kansas



2015-

Kansas
Head Coach



2012-14

Texas A&M
WR/Recruiting Coordinator



2011

Kansas
Co-Offensive Coordinator/WR



2010

Rice
Offensive Coordinator



2008-09

Kansas
Wide Receivers



2006-07

Rice
Pass Game Coordinator/WR



2002-05

Irving MacArthur HS
Head Coach



2001

North Dallas HS
Head Coach

ASSISTANT COACHES



CLINT BOWEN
Asst. H.C./D.C.
Field



TODD BRADFORD
Linebackers
Pressbox



JOE DEFOREST
Special Teams
Field



TONY HULL
Running Backs
Field



ROB LIKENS
Off. Coord.
Pressbox



KENNY PERRY
Corners
Field



JASON PHILLIPS
Wide Receivers
Field



MICHAEL SLATER
Defensive Line
Pressbox



ZACH YENSER
Offensive Line
Field

Kansas Roster

NO.	NAME	POS.	HT.	WT.	YR.	HOMETOWN (PREVIOUS SCHOOL)	NO.	NAME	POS.	HT.	WT.	YR.	HOMETOWN (PREVIOUS SCHOOL)
1	LaQuvionte Gonzalez	WR	5-10	176	Jr.	Cedar Hill, Texas (Texas A&M)	31	Osaze Ogbemor	LB	6-1	220	So.	Lorton, Va. (Heritage HS (Texas))
1	Tyrone Miller Jr.	S	6-0	182	So.	Ann Arbor, Mich. (Saline HS)	32	Reese Randall	RB	5-11	216	So.	Lawrence, Kan. (Baldwin HS)
2	Dorance Armstrong Jr.	DE	6-4	246	So.	Houston, Texas (North Shore HS)	33	Keith Loneker Jr.	LB	6-2	221	So.	Lawrence, Kan. (Baker)
2	Montell Cozart	QB	6-2	200	RJr.	Kansas City, Mo. (Bishop Miege HS)	33	Ryan Schadler	RB	5-11	191	So.	Hesson, Kan. (Wichita State)
3	Chase Harrell	WR	6-4	213	Fr.	Huffman, Texas (Hargrave HS)	34	Justin Williams	CB	5-11	180	So.	Bixby, Okla. (Jenks HS)
4	Daylon Charlot	WR	6-0	195	So.	Patterson, La. (Alabama)	35	Anthony Olobia	DE	6-5	250	Sr.	Renton, Wash. (Arizona Western College)
4	Tyler Patrick	WR	6-0	177	So.	The Woodlands, Texas (The Woodlands HS)	36	Cole Moos	P	5-11	185	Jr.	Broken Arrow, Okla. (Northeastern Oklahoma A&M)
4	Shaquille Richmond	S	6-0	190	Fr.	Dallas, Texas (Mansfield Timberview HS)	37	Kyle Thompson	P	6-4	210	Fr.	El Cajon, Calif. (Christian HS)
5	Bobby Hartzog Jr.	WR	5-11	195	Jr.	Houston, Texas (Westside HS)	39	Gabriel Rui	K	5-11	215	Jr.	Hinton, Okla. (Northeastern Oklahoma A&M)
5	Marcquis Roberts	LB	6-1	223	Sr.	Marietta, Ga. (South Carolina)	40	Dru Prox	LB	6-1	215	Fr.	Kaufman, Texas (Kaufman HS)
6	Isi Holani	DT	6-3	325	Jr.	Kaumana, Hawaii (Riverside City College)	41	Kendall Duckworth	LB	6-1	210	So.	Naples, Fla. (Lely HS)
6	Maciah Long	TE	6-2	245	Fr.	Houston, Texas (North Shore HS)	44	Malik Zunica	FB	5-11	225	Sr.	Palos Park, Ill. (Columbia)
7	Derrick Neal	CB	5-10	170	Jr.	Dallas, Texas (Lincoln HS)	46	Cameron Rosser	DE	6-1	240	Sr.	Las Vegas, Nev. (Silverado HS)
7	Jace Sternberger	TE	6-4	236	Fr.	Kingfisher, Okla. (Kingfisher HS)	47	Nathan Miller	CB	5-11	176	Fr.	Topeka, Kan. (Washburn Rural HS)
7	Matthew Wyman	K	6-1	220	Sr.	Bloomfield Hills, Mich. (Andover HS)	49	Hudson Hall	LB	6-2	220	So.	Austin, Texas (Westlake HS)
8	Keaton Perry	QB	5-10	194	So.	Arlington, Texas (Bowie HS/TCU)	52	Mazin Aql	DE	6-2	220	Fr.	Stilwell, Kan. (Blue Valley HS)
8	Brandon Stewart	CB	6-0	178	Sr.	Cedar Hill, Texas (Trinity Valley CC)	53	Jackson Jenkins	OL	6-4	309	Fr.	Overland Park, Kan. (Bishop Miege HS)
9	Fish Smithson	S	5-11	190	Sr.	Baltimore, Md. (Hartnell College)	54	Jacky Dezir	DT	6-1	290	Jr.	Chicago, Ill. (College of DuPage)
9	Carter Stanley	QB	6-2	196	Fr.	Vero Beach, Fla. (Vero Beach HS)	55	Jacob Bragg	OL	6-4	291	So.	Nacogdoches, Texas (Nacogdoches HS)
10	Khalil Herbert	RB	5-9	200	Fr.	Coral Springs, Fla. (American Heritage HS)	61	Malik Clark	OL	6-4	320	Fr.	New Orleans, La. (Warren Easton HS)
10	Marnez Ogletree	CB	5-10	185	Sr.	Fullerton, Calif. (Fullerton College)	62	D'Andre Banks	OL	6-3	305	Sr.	Killeen, Texas (Trinity Valley CC)
11	Mike Lee	S	5-11	176	Fr.	New Orleans, La. (Landry Walker HS)	64	Kyle Pullia	OL	6-4	285	Jr.	Villa Park, Ill. (Fenwick HS)
11	Steven Sims Jr.	WR	5-10	176	So.	Houston, Texas (Travis HS)	65	Jayson Rhodes	OL	6-4	307	Jr.	Houston, Texas (Blinn College)
12	Bryce Tormeden	S	5-10	190	Fr.	Lawrence, Kan. (Free State HS)	66	Kolin Hayes	LS	5-11	205	Fr.	Kansas City, Mo. (Park Hill HS)
13	Damani Mosby	DE	6-3	258	Sr.	Atlanta, Ga. (Mesa CC)	66	Hunter Saulsbury	OL	6-4	310	Fr.	Stilwell, Kan. (Blue Valley West HS)
13	Ryan Willis	QB	6-4	215	So.	Overland Park, Kan. (Bishop Miege HS)	67	Logan Klusman	LS	6-1	230	Fr.	Lafayette, La. (St. Thomas More HS)
14	Chevy Graham	CB	5-9	195	Sr.	Uniondale, N.Y. (Easton Area HS)	68	Beau Lawrence	OL	6-5	309	Fr.	Overland Park, Kan. (Blue Valley Southwest HS)
14	Sam Skwarlo	S	5-10	190	Fr.	Lawrence, Kan. (Free State HS)	68	John Wirtel	LS	6-3	235	Sr.	Orland Park, Ill. (Mount Carmel HS)
15	Shola Ayinde	CB	6-0	175	Fr.	Houston, Texas (George Ranch HS)	69	Mesa Ribordy	OL	6-4	290	Fr.	Louisburg, Kan. (Louisburg HS)
15	Deondre Ford	QB	6-1	200	RJr.	Waco, Texas (Dodge City CC)	70	Lucas Jacobs	OL	6-2	305	Fr.	Huntington, W.Va. (Cabell Midland HS)
16	Kyle Mayberry	CB	5-10	175	Fr.	Tulsa, Okla. (Booker T. Washington HS)	71	Cam Durley	OL	6-6	300	Fr.	Houston, Texas (Houston Christian HS)
17	Keegan Brewer	WR	5-11	177	Fr.	Corinth, Texas (Lake Dallas HS)	72	Charles Baldwin	OL	6-5	305	Jr.	Windsor, Conn. (Alabama)
17	Josh Ehambe	DE	6-3	247	So.	Arlington, Texas (Prime Prep Academy)	72	Will Smith	DT	6-3	307	Sr.	Shawnee, Kan. (Butler CC)
18	Denzel Feaster	LB	6-3	208	So.	Austin, Texas (Manor HS)	73	Larry Hughes	OL	6-7	311	Fr.	Carrollton, Texas (Creekview HS)
18	Frank Seurer Jr.	S	5-11	195	Jr.	Olathe, Kan. (Hutchinson CC)	74	Clyde McCauley III	OL	6-5	300	So.	Arlington, Texas (Bowie HS)
18	Tyriek Starks	QB	6-1	185	Fr.	New Orleans, La. (Warren Easton HS)	75	Antione Frazier	OL	6-4	260	Fr.	Huffman, Texas (Hargrave HS)
19	Isaiah Bean	DE	6-4	215	Fr.	Houston, Texas (Summer Creek HS)	76	Chris Hughes	DT	6-3	285	Fr.	Harker Heights, Texas (Harker Heights HS)
19	Evan Fairs	WR	6-3	190	Fr.	Fulshear, Texas (Foster HS)	77	Joe Gibson	OL	6-3	305	Jr.	Prairie Village, Kan. (Rockhurst HS)
20	Emmanuel Moore	WR	6-0	190	So.	Haslet, Texas (Northwest HS)	78	Hakeem Adeniji	OL	6-4	265	Fr.	Garland, Texas (Garland HS)
22	Greg Allen	S	5-11	215	Sr.	Houston, Texas (Aliief Taylor HS)	79	Jordan Shelley-Smith	OL	6-5	300	Sr.	Waco, Texas (Reicher Catholic HS)
22	Ke'aun Kinner	RB	5-9	191	Sr.	Little Elm, Texas (Navarro JC)	81	Kameron McQueen	WR	6-0	190	Fr.	Tulsa, Okla. (Union HS)
23	Denzell Evans	RB	5-11	215	Jr.	Houston, Texas (Arkansas)	82	Shakiem Barbel	WR	6-3	203	Sr.	Fresno, Calif. (Fresno City College)
23	Ian Peterson	CB	5-11	180	Fr.	Round Rock, Texas (Cedar Ridge HS)	83	Kwamie Lassiter II	WR	5-11	165	Fr.	Chandler, Ariz. (Hamilton HS)
24	Bazie Bates IV	S	6-1	197	Sr.	Allen, Texas (Trinity Valley CC)	84	Ben Johnson	TE	6-5	245	Jr.	Basehor, Kan. (Basehor Linwood HS)
24	Taylor Martin	RB	5-10	200	So.	Fort Worth, Texas (Dunbar HS)	85	Austin Moses	WR	6-1	192	Sr.	Overland Park, Kan. (Highland CC)
25	Julian Chandler	CB	6-0	175	Fr.	Houston, Texas (Fort Bend Hightower HS)	86	Ryan Renick	TE	6-3	235	Fr.	Iola, Texas (Iola HS)
25	J.J. Jolaoso	RB	5-10	205	Sr.	Attleboro, Mass. (Bristol CC)	88	Jeremiah Booker	WR	6-2	195	So.	College Station, Texas (College Station HS)
26	Colin Spencer	CB	5-10	183	Jr.	Dallas, Texas (Woodrow Wilson HS)	90	Sebastian Sock	DE	6-4	240	Fr.	Highlands Ranch, Colo. (Valor Christian HS)
26	Deron Thompson	RB	5-9	185	Jr.	Wichita, Kan. (Colorado State)	91	D.J. Williams	DT	6-5	312	So.	Lufkin, Texas (Lufkin HS)
27	DeAnte Ford	CB	5-10	170	Fr.	Houston, Texas (Ridge Point HS)	92	Sam Hardy	DE	6-4	230	Fr.	Wyndmoor, Pa. (LaSalle Collegiate HS)
27	James Sullivan	RB	5-11	193	Jr.	Colorado Springs, Colo. (Fort Hays State)	95	Devon Williams	DT	6-4	320	Sr.	St. Augustine, Fla. (Georgia Military College)
28	Courtney Arnick	LB	6-2	215	Sr.	Dallas, Texas (Carter HS)	96	Daniel Wise	DT	6-3	285	So.	Lewisville, Texas (Hebron HS)
29	Joe Dineen Jr.	LB	6-2	225	Jr.	Lawrence, Kan. (Free State HS)	97	Kellen Ash	DE	6-3	271	Jr.	Manchester, Mo. (Parkway South HS)
30	Tevin Shaw	S	5-11	206	Sr.	Piscataway, N.J. (Piscataway HS)	99	Deelsaac Davis	DT	6-3	300	Jr.	Wichita, Kan. (Highland CC)

ALPHABETICAL ROSTER

NO.	NAME	POS.	NO.	NAME	POS.	NO.	NAME	POS.	NO.	NAME	POS.	NO.	NAME	POS.
78	Hakeem Adeniji	OL	54	Jacky Dezir	DT	6	Isi Holani	DT	20	Emmanuel Moore	WR	39	Gabriel Rui	K
22	Greg Allen	S	29	Joe Dineen Jr.	LB	76	Chris Hughes	DT	36	Cole Moos	P	66	Hunter Saulsbury	OL
52	Mazin Aql	DE	41	Kendall Duckworth	LB	73	Larry Hughes	OL	13	Damani Mosby	DE	33	Ryan Schadler	RB
2	Dorance Armstrong Jr.	DE	71	Cam Durley	OL	70	Lucas Jacobs	OL	85	Austin Moses	WR	18	Frank Seurer Jr.	S
28	Courtney Arnick	LB	17	Josh Ehambe	DE	53	Jackson Jenkins	OL	7	Derrick Neal	CB	30	Tevin Shaw	S
97	Kellen Ash	DE	23	Denzell Evans	RB	84	Ben Johnson	TE	31	Osaze Ogbemor	LB	79	Jordan Shelley-Smith	OL
15	Shola Ayinde	CB	19	Evan Fairs	WR	25	J.J. Jolaoso	RB	10	Marnez Ogletree	CB	11	Steven Sims Jr.	WR
72	Charles Baldwin	OL	18	Denzel Feaster	LB	22	Ke'aun Kinner	RB	35	Anthony Olobia	DE	14	Sam Skwarlo	S
62	D'Andre Banks	OL	27	DeAnte Ford	CB	67	Logan Klusman	LS	4	Tyler Patrick	WR	72	Will Smith	DT
82	Shakiem Barbel	WR	15	Deondre Ford	QB	83	Kwamie Lassiter II	WR	8	Keaton Perry	QB	9	Fish Smithson	S
24	Bazie Bates IV	S	75	Antione Frazier	OL	68	Beau Lawrence	OL	23	Ian Peterson	CB	90	Sebastian Sock	DE
19	Isaiah Bean	DE	77	Joe Gibson	OL	11	Mike Lee	S	40	Dru Prox	LB	26	Colin Spencer	CB
88	Jeremiah Booker	WR	1	LaQuvionte Gonzalez	WR	33	Keith Loneker Jr.	LB	64	Kyle Pullia	OL	9	Carter Stanley	QB
55	Jacob Bragg	OL	14	Chevy Graham	CB	6	Maciah Long	TE	32	Reese Randall	LB	18	Tyriek Starks	QB
17	Keegan Brewer	WR	49	Hudson Hall	LB	24	Taylor Martin	RB	86	Ryan Renick	TE	7	Jace Sternberger	TE
25	Julian Chandler	CB	92	Sam Hardy	DE	16	Kyle Mayberry	CB	65	Jayson Rhodes	OL	8	Brandon Stewart	CB
4	Daylon Charlot	WR	3	Chase Harrell	WR	74	Clyde McCauley III	OL	69	Mesa Ribordy	OL	27	James Sullivan	RB
61	Malik Clark	OL	5	Bobby Hartzog Jr.	WR	81	Kameron McQueen	WR	4	Shaquille Richmond	S	26	Deron Thompson	RB
2	Montell Cozart	QB	66	Kolin Hayes	LS	47	Nathan Miller	CB	5	Marcquis Roberts	LB	38	Kyle Thompson	P
99	Deelsaac Davis	DT	10	Khalil Herbert	RB	1	Tyrone Miller Jr.	S	46	Cameron Rosser	DE	12	Bryce Tormeden	S

Depth Chart

WHEN KANSAS HAS THE BALL

LT	62	D'Andre Banks	6-3	305	Sr.	1L
	75	Antone Frazier	6-4	260	Fr.	HS
LG	65	Jayson Rhodes	6-4	285	Jr.	1L
	61	Malik Clark	6-4	320	Fr.	HS
C	77	Joe Gibson	6-3	305	Jr.	2L
	55	Jacob Bragg	6-4	291	So.	1L
RG	69	Mesa Ribordy	6-4	290	Fr.	RS
	73	Larry Hughes	6-7	311	So.	1L
RT	78	Hakeem Adeniji	6-5	265	Fr.	HS
	71	Cam Durley	6-6	300	Fr.	HS
OR	74	Clyde McCauley III	6-5	300	So.	1L
	84	Ben Johnson	6-5	245	Jr.	2L
TE	7	Jace Sternberger	6-4	236	Fr.	RS
	10	Khalil Herbert	5-9	200	Fr.	HS
RB	22	Ke'aun Kinner	5-9	191	Sr.	1L
	24	Taylor Martin	5-10	200	So.	1L
OR	23	Denzell Evans	5-11	215	Jr.	TR
	2	Montell Cozart	6-2	200	R-Jr.	3L
QB	13	Ryan Willis	6-4	215	So.	1L
	9	Carter Stanley	6-2	196	Fr.	RS
WR	11	Steven Sims Jr.	5-10	176	So.	1L
	82	Shakiem Barbel	6-3	203	Sr.	1L
WR	3	Chase Harrell	6-4	213	R-Fr.	RS
	1	LaQuvionte Gonzalez	5-10	176	Jr.	TR
WR	20	Emmanuel Moore	6-0	190	So.	1L
	85	Keegan Brewer	5-11	177	Fr.	HS
WR	5	Bobby Hartzog Jr.	5-11	195	Jr.	2L
	4	Tyler Patrick	6-0	177	So.	1L
WR	88	Jeremiah Booker	6-2	195	So.	1L

WHEN TEXAS TECH HAS THE BALL

DE	35	Anthony Olobia	6-5	250	Sr.	1L
	17	Josh Ehambe	6-3	247	So.	1L
NT	99	Delsaac Davis	6-3	300	Jr.	TR
	6	Isi Holani	6-3	325	Jr.	JC
T	96	Daniel Wise	6-3	285	So.	1L
	54	Jacky Dezir	6-1	290	Jr.	1L
DE	2	Dorance Armstrong Jr.	6-4	246	So.	1L
	13	Damani Mosby	6-3	258	Sr.	1L
LB	5	Marcquis Roberts	6-1	223	Sr.	1L
	31	Osaze Ogbobor	6-1	220	So.	1L
LB	29	Joe Dineen Jr.	6-2	225	Jr.	2L
	28	Courtney Arnick	6-2	215	Sr.	3L
NB	30	Tevin Shaw	5-11	206	Sr.	2L
	14	Chevy Graham	5-11	195	Sr.	2L
CB	10	Marnez Ogletree	5-10	185	Sr.	1L
	16	Kyle Mayberry	5-10	175	Fr.	HS
CB	8	Brandon Stewart	6-0	178	Sr.	1L
	7	Derrick Neal	5-11	180	Jr.	2L
S	9	Fish Smithson	5-11	190	Sr.	2L
	22	Greg Allen	5-11	215	Sr.	2L
S	24	Bazie Bates IV	6-1	197	Sr.	1L
	1	Tyrone Miller Jr.	6-0	182	So.	1L

KANSAS SPECIALISTS

KO	7	Matthew Wyman	6-1	220	Sr.	3L
PK	7	Matthew Wyman	6-1	220	Sr.	3L
	39	Gabriel Rui	5-11	215	Jr.	JC
P	36	Cole Moos	5-11	185	Jr.	JC
	38	Kyle Thompson	6-4	210	Fr.	HS
LS	68	John Wirtel	6-3	235	Sr.	3L
	67	Logan Klusman	6-1	230	Fr.	HS
PR	9	Fish Smithson	5-11	190	Sr.	2L
	1	LaQuvionte Gonzalez	5-10	176	Jr.	TR
KR	1	LaQuvionte Gonzalez	5-10	176	Jr.	TR
	20	Emmanuel Moore	6-0	190	So.	1L
HOLD	36	Cole Moos	5-11	185	Jr.	JC

PRONUNCIATION GUIDE

NO.	NAME	PRONUNCIATION
1	LAQUVIONTE Gonzalez	La-Quiv-ee-on-tay
2	DORANCE Armstrong, Jr.	door-ance
2	Montell COZART	COE-zart
3	Chase HARRELL	hair-ull
3	MACIAH Long	muh-KHI-uh
4	DAYLON CHARLOT	DAY-lun Charlotte
5	MARCQUIS Roberts	Mar-qweese
6	ISI HOLANI	eee-see hoe-lawn-ee
7	JACE Sternberger	Jace (silent E)
12	Bryce TORNEDEN	tor-Nay-den
13	Damani MOSBY	mows-bee
15	SHOLA AYINDE	show-luh eye-in-day
17	Josh EHAMBE	e-hahm-bay
18	Frank SEURER, Jr.	sire
18	TYRIEK Starks	ty-REEK
22	KE'AUN Kinner	key-on
23	IAN Peterson	EE-un
24	BAZIE Bates IV	BAZZ (like jazz)-ee
25	J.J. JOLAOSO	Juh-LOSS-o
26	DERON Thompson	derr-on
29	Joe DINEEN, Jr.	duh-NEEN
30	TEVIN Shaw	rhymes with Kevin
31	OSAZE OGBEBOR	oh-sauz ohg-buh-bor
33	Ryan SCHADLER	shadd-ler
35	Anthony OLOBIA	oh-low-bee-uh
36	Cole MOOS	Moose
39	GABRIEL RUI	Gay-briel rue-ee
44	Michael ZUNICA	ZOO-nick-uh
52	MAZIN AQL	MaZz (like jazz)-in Aql (like apple)
54	Jacky DEZIR	dez-ear
68	John WIRTEL	were-TELL
69	Logan KLUSMAN	KLUSS-man
69	MESA RIBORY	May-sa RYE-bor-dee
75	ANTIONE Frazier	an-TWAN
78	HAKEEM ADENIJI	Hah-KEEM uh-DENUH-gee
82	SHAKIEM BARBEL	shuh-KEEM bar-BELL
86	Ryan RENICK	WREN-ick
95	DEVON Williams	duh-VONN
99	DEEISAAC Davis	DEE-ISAAC
	David BEATY	Bait-ee

CAREER STARTS KANSAS

NAME	TOT	CON	'16	'15	'14	'13
Shaw, Sr., S	20	11	3	9	8	-
Arnick, Sr., LB	14	-	-	3	5	6
Smithson, Sr., S	14	3	3	11	-	-
Cozart, R-Jr., QB	13	3	3	3	5	3
Roberts, Sr., LB	13	2	2	11	-	-
Banks, Sr., OL	12	6	3	9	-	-
Dineen, Jr., LB	12	12	3	9	-	-
Gibson, Jr., OL	12	2	2	3	7	-
Shelley-Smith, Sr., OL	12	1	1	9	1	1
Stewart, Sr., CB	12	8	3	9	-	-
Wise, So., DT	10	3	3	7	-	-
Hughes, So., OL	9	5	-	9	-	-
Johnson, Jr., TE	9	-	-	9	-	-
Ogletree, Sr., CB	9	3	3	6	-	-
Patrick, So., WR	9	7	3	6	-	-
Sims, So., WR	9	3	3	6	-	-
Miller, So., CB	8	1	-	8	-	-
Willis, So., QB	8	8	-	8	-	-
Armstrong, So., DE	7	7	2	5	-	-
Bates, Sr., S	7	7	3	4	-	-
Kinner, Sr., RB	7	2	2	5	-	-
Booker, So., WR	6	3	-	6	-	-
Bragg, So., OL	6	1	1	5	-	-
Olobia, Sr., DE	6	2	2	4	-	-
Allen, Sr., S	5	-	-	2	3	-
Hartzog, Jr., WR	5	3	3	2	-	-
Zunica, Sr., FB	4	1	-	4	-	-
Adeniji, Fr., OL	3	3	3	-	-	-
Gonzalez, Jr., WR	3	3	3	-	-	-
McCauley, So., OL	3	-	-	3	-	-
Mosby, Sr., DE	3	-	-	3	-	-
Rhodes, Jr., OL	3	3	3	-	-	-
Davis, Jr., DT	2	2	2	-	-	-
Graham, Sr., CB	2	-	-	2	-	-
Neal, Jr., WR	2	1	-	2	-	-
Ribordy, R-Fr., OL	2	2	2	-	-	-
Barbel, Sr., WR	1	-	-	1	-	-
Ford, R-Jr., QB	1	-	-	1	-	-
Herbert, Fr., RB	1	1	1	-	-	-
Holani, Jr., DT	1	1	1	-	-	-
Ogbobor, So., LB	1	1	1	-	-	-

QB**#2 – MONTELL COZART • 6-2, 200, R-JR.-.3L**

- Career-high three TD passes against Rhode Island (9/3).
- Completing 67 percent of his passes in 2016 (48-71).
- Ranked second in the conference in completion percentage.
- Cousin, Marcus Denmon, played basketball at Missouri.

**RB****#22 – KE'AUN KINNER • 5-9, 191, SR.-1L**

- Averaging 5.6 yards-per-carry in 2016.
- Seven rushes for 69 yards against Rhode Island (9/3).
- Tallied one touchdown on the year.
- KU's leading rusher and point scorer in 2015.

**WR****#5 – BOBBY HARTZOG JR. • 5-11, 195, JR.-2L**

- Tallied three catches for 34 yards against Rhode Island (9/3).
- Most experienced wide receiver after playing in 20-career games.
- Runs a 4.42 40-yard dash.

**WR****#11 – STEVEN SIMS JR. • 5-10, 176, SO.-1L**


- Consecutive 100-yard games to begin the season.
- Scored two touchdowns in back-to-back games & is sixth in the nation in TD receptions with four.
- Averaging 23.0 yards-per-catch.

**WR****#1 – LAQUVIONTE GONZALEZ • 5-10, 176, JR.-TR**

- Caught career-high seven passes for 78 yards against Rhode Island (9/3).
- Grabbed his first touchdown in 728 days against URI.
- Returned a kickoff 99 yards for a TD against Ohio (9/10).
- Afraid of lightning.

**WR****#4 – TYLER PATRICK • 6-0, 177, SO.-1L**

- Made at least one catch in eight-straight contests.
- Caught five passes for 51 yards and a score against Rhode Island (9/3).

**RT****#78 – HAKEEM ADENIJI • 6-4, 265, FR.-HS**


- Earned the offensive line's highest pass protection grade in consecutive games to open the season as assessed by the coaching staff.
- Brother played offensive line at Air Force (2010-13).

**RG****#62 – D'ANDRE BANKS • 6-3, 305, SR.-1L**


- Posted four knock-down blocks against Ohio (9/10) as assessed by the coaching staff.
- Team-high eleven knock-down blocks on the year.

**C****#62 – JACOB BRAGG • 6-4, 291, SO.-1L**

- Played in 13 games and started six.
- Posted two knock-down blocks on the year as assessed by the coaching staff.

**LG****#65 – JAYSON RHODES • 6-4, 307, JR.-1L**

- Tied for the team second-best seven knock-down blocks on the season.
- Second team all-conference at Blinn College in 2014.

**LT****#79 – JORDAN SHELLEY-SMITH • 6-5, 300, SR.-2L**

- Earned team's highest run grade in his first game back from injury against Memphis (9/17).
- Tallied 14 knock-down blocks in 2015 as assessed by the coaching staff.
- Father played o-line at Baylor and for the Jets and Redskins.

**DE****#2 – DORANCE ARMSTRONG JR. • 6-4, 246, SO.-1L**

- Turned in his best game of 2016 with 2.0 sacks and 3.0 TFLs at Memphis (9/17).
- Started his eighth-straight game at Memphis.

**N****#96 – DANIEL WISE • 6-3, 285, SO.-1L**

- Eight tackles - 4.0 behind the line-of-scrimmage against Ohio (9/10).
- Ranks fourth in the conference with 1.3 tackles-for-loss per game.
- Brothers Solomon and Deatrice play football at UT-San Antonio and Arkansas.

**NT****#99 – DEEISAAC DAVIS • 6-3, 300 JR.- JC**

- Recorded the first sack of his career at Memphis (9/17).
- Three tackles against Ohio (9/10) in his first start
- Posted two stops against Rhode Island (9/3).
- ESPN's No. 12 JUCO defensive tackle.

**DE****#13 – DAMANI MOSBY • 6-3, 258, SR.-1L**

- Ranked fifth nationally averaging 0.67 fumbles forced per game (two total forced on the year).
- Notched three tackles against Ohio (9/10).
- Recorded his first sack of the season at Memphis (9/17).

**NB****#30 – TEVIN SHAW • 5-11, 206, SR.-2L**

- Collected five tackles, two for loss, and broke up a team-high three passes against Ohio (9/10).
- Gathered a career-best 10 tackles at Rutgers in 2015.
- Started 20 games in his career.

**LB****#5 – MARQUIS ROBERTS • 6-1, 223, SR.-1L**

- Made five tackles, two for loss, and a sack at Memphis (9/17).
- Recorded 10 tackles, two for loss, against Ohio (9/10).
- Posted a career-best 12 tackles, 1.5 TFLs at TCU in 2015.
- Pre-game ritual: Takes laps around field dancing with a backpack and headphones.

**LB****#29 – JOE DINEEN JR. • 6-2, 225, JR.-2L**

- Contributed 10 stops, two for loss, against Ohio (9/10).
- His 16 tackles against WVU were the most by any Jayhawk in 2015.
- Nicknamed 'The Mayor'.

**CB****#8 – BRANDON STEWART • 6-0, 178, SR.-1L**

- Three tackles against Ohio (9/10).
- Played with LaQuvionte Gonzalez at Cedar Hill HS.
- Clocked at a 4.37 40-yard dash.

**CB****#10 – MARNEZ OGLETREE • 5-10, 185, SR.-1L**

- Played in 12 games and started nine in his career
- Recorded seven pass breakups in his 12-career games.
- Season-high five stops at Memphis (9/17).
- Four tackles against Rhode Island (9/10).

**S****#9 – FISH SMITHSON • 5-11, 190, SR.-2L**

- 13 tackles, three pass breakups on the year.
- Second Team All-Big 12 (Coaches, *Phil Steele Magazine*).
- Led the nation in solo tackles and was 14th in total stops in 2015.
- Signs his name with a >∞.

**S****#24 – BAZIE BATES IV • 6-1, 197, SR.-1L**

- Career high 11 tackles against Ohio (9/10).
- KU's leading tackler with 18 stops in 2016.
- Made four tackles and picked off a pass against Rhode Island (9/3).



Individual Overall Statistical Bests

RUSHING

Montell Cozart

- 1. 94, vs. South Dakota State (2015)
- 2. 60, vs. West Virginia (2013)

Denzell Evans

- 1. 48, vs. UT Martin (2015)
- 2. 34, vs. Nicholls (2014)

Khalil Herbert

- 1. 74, at Memphis (2016)
- 2. 15, vs. Rhode Island (2016)

Ke'aun Kinner

- 1. 157, vs. South Dakota State (2015)
- 2. 113, vs. Memphis (2015)

Taylor Martin

- 1. 33, vs. Rhode Island (2016)
- 2. 24, vs. Baylor (2015)

Ryan Willis

- 1. 22, vs. Rhode Island (2016)
- 2. 18, vs. K-State (2015)

PASSING

Montell Cozart

YARDS

- 1. 291, vs. South Dakota State (2015)
- 2. 226, vs. Central Michigan (2014)

COMPLETIONS

- 1. 25, vs. South Dakota State (2015)
- 2. 23, vs. Central Michigan (2014)

Carter Stanley

YARDS

- 1. 56, vs. Rhode Island (2016)
- 2. 26, at Memphis (2016)

COMPLETIONS

- 1. 4, at Memphis (2016)
- 2. 3, vs. Rhode Island (2016)

Ryan Willis

YARDS

- 1. 330, vs. Texas Tech (2015)
- 2. 215, vs. K-State (2015)

COMPLETIONS

- 1. 35, vs. Texas Tech (2015)
- 2. 20, Three times (2015)

RECEIVING

Shakiem Barbel

YARDS

- 1. 43, vs. Oklahoma (2015)
- 2. 26, vs. Texas Tech (2015)

RECEPTIONS

- 1. 3, Multiple times

Jeremiah Booker

YARDS

- 1. 65, vs. Texas Tech (2015)
- 2. 40, at TCU (2015)

RECEPTIONS

- 1. 7, vs. Texas Tech (2015)
- 2. 4, at TCU (2015)

Keegan Brewer

YARDS

- 1. 36, at Memphis (2016)
- 2. 5, vs. Ohio (2016)

RECEPTIONS

- 1. 4, at Memphis (2016)
- 2. 1, vs. Ohio (2016)

Ke'aun Kinner

YARDS

- 1. 49, at Rutgers (2015)
- 2. 40, at Texas (2015)

RECEPTIONS

- 1. 3, at Rutgers & vs. West Virginia (2015)

LaQuvionte Gonzalez

YARDS

- 1. 78, vs. Rhode Island (2016)
- 2. 57, vs. UTEP (2013)

RECEPTIONS

- 1. 7, vs. Rhode Island (2016)
- 2. 6, vs. Memphis (2016)

Bobby Hartzog Jr.

YARDS

- 1. 41, at TCU (2015)
- 2. 37, at Iowa State (2015)

RECEPTIONS

- 1. 3, Multiple Times

Chase Harrell

YARDS

- 1. 51, vs. Rhode Island (2016)

RECEPTIONS

- 1. 2, vs. Rhode Island (2016)

Khalil Herbert

YARDS

- 1. 35, at Memphis (2016)
- 2. 2, vs. Ohio (2016)

RECEPTIONS

- 1. 2, at Memphis (2016)
- 2. 1, vs. Ohio (2016)

Ben Johnson

YARDS

- 1. 30, at TCU (2015)
- 2. 25, Texas Tech (2014)

RECEPTIONS

- 1. 3, vs. South Dakota State (2015)
- 2. 2, Multiple times

Emmanuel Moore

YARDS

- 1. 14, vs. Baylor (2015)

RECEPTIONS

- 1. 2, vs. Baylor (2015)

Tyler Patrick

YARDS

- 1. 70, at Rutgers (2015)
- 2. 51, vs. Rhode Island (2016)

RECEPTIONS

- 1. 6, vs. Memphis (2015)
- 2. 5, 2x, last vs. Rhode Island (2016)

Steven Sims Jr.

YARDS

- 1. 124, vs. Rhode Island (2016)
- 2. 114, vs. Ohio (2016)

RECEPTIONS

- 1. 6, at TCU (2015)
- 2. 5, 2x, last vs. Rhode Island (2016)

TACKLES

Greg Allen

- 1. 6, 2x, last vs. West Virginia (2015)

Dorance Armstrong Jr.

- 1. 6, vs. Oklahoma (2015)
- 2. 4, at Oklahoma State (2015)

Courtney Arnick

- 1. 10, at Oklahoma (2014)
- 2. 9, vs. Texas Tech (2013)

Bazie Bates IV

- 1. 11, vs. Ohio (2016)
- 2. 8, vs. Oklahoma (2015)

Joe Dineen Jr.

- 1. 16, vs. West Virginia (2015)
- 2. 11, 2x, last at TCU (2015)

Tyrone Miller Jr.

- 1. 11, at Rutgers (2015)
- 2. 10, at Iowa State (2015)

Damani Mosby

- 1. 6, at TCU (2015)
- 2. 3, vs. K-State (2015)

Osaze Ogbekor

- 1. 4, vs. Rhode Island & at Memphis (2016)

Marnez Ogletree

- 1. 6, vs. K-State & Texas Tech (2015)
- 2. 5, Multiple times

Anthony Olobia

- 1. 5, at Iowa State (2015)
- 2. 4, at Texas (2015)

Marcquis Roberts

- 1. 12, at TCU (2015)
- 2. 10, vs. Ohio (2016)

Tevin Shaw

- 1. 10, at Rutgers (2015)
- 2. 9, vs. Oklahoma (2015)

Fish Smithson

- 1. 13, 2x, last at Texas (2015)
- 2. 12, 2x, last at TCU (2015)

Brandon Stewart

- 1. 8, vs. Memphis (2015)
- 2. 6, at Rutgers (2015)

D.J. Williams

- 1. 3, at Oklahoma State (2015)
- 2. 2, Multiple times

Daniel Wise

- 1. 8, vs. Ohio (2016)
- 2. 6, at Oklahoma State (2015)

Career vs. Texas Tech

Greg Allen

TACKLES	G-S	UA	A	Total	TFL	Yds	PD	FF	FR	Blkd
2012	0	0	0	0	0.0	0	0	0	0	0
2013	1	1	0	1	0.0	0	0	0	0	0
2014	1	5	0	5	1.0	6	0	0	0	0
2015	0	0	0	0	0.0	0	0	0	0	0
TOTAL	2	6	0	6	1.0	6	0	0	0	0

Dorance Armstrong Jr.

TACKLES	G-S	UA	A	Total	TFL	Yds	PD	FF	FR	Blkd
2015	1	2	1	3	0.5	2	0	0	0	0
TOTAL	1	2	1	3	0.5	2	0	0	0	0

SACKS	G	UA	A	Total	Yds
2015	1	0	1	0.5	2
TOTAL	1	0	1	0.5	2

Courtney Arnick

TACKLES	G-S	UA	A	Total	TFL	Yds	PD	FF	FR	Blkd
2013	1	3	6	9	0.5	3	1	1	0	0
2014	1	4	1	5	1.0	2	0	0	0	0
2015	1	0	1	1	0.0	0	0	0	0	0
TOTAL	3	7	8	15	1.5	5	1	1	0	0

Shakiem Barbel

RECEIVING	G	Rec	Yds	TD	Lg	Rec/G	Avg/C	Avg/G
2015	1	3	26	0	14	3.0	8.7	26.0
TOTAL	1	3	26	0	14	3.0	8.7	26.0

Jeremiah Booker

RECEIVING	G	Rec	Yds	TD	Lg	Rec/G	Avg/C	Avg/G
2015	1	7	65	0	14	7.0	9.3	65.0
TOTAL	1	7	65	0	14	7.0	9.3	65.0

Joe Dineen Jr.

TACKLES	G-S	UA	A	Total	TFL	Yds	PD	FF	FR	Blkd
2014	1	2	0	2	0.0	0	0	0	0	0
2015	1	6	4	10	2.5	5	0	0	0	0
TOTAL	2	8	4	12	2.5	5	0	0	0	0

SACKS	G	UA	A	Total	Yds
2014	1	0	0	0.0	0
2015	1	1	0	1.0	3
TOTAL	2	1	0	1.0	3

Ben Johnson

RECEIVING	G	Rec	Yds	TD	Lg	Rec/G	Avg/C	Avg/G
2014	1	2	25	0	14	2.0	12.5	25.0
2015	1	0	0	0	0	0.0	0.0	0.0
TOTAL	2	2	25	0	14	1.0	12.5	12.5

Ke'aun Kinner

RUSHING	G	Att	Yds	TD	Lg	Avg/C	Avg/G
2015	1	9	23	0	6	2.6	23.0
TOTAL	1	9	23	0	6	2.6	23.0

RECEIVING	G	Rec	Yds	TD	Lg	Rec/G	Avg/C	Avg/G
2015	1	4	20	0	8	4.0	5.0	20.0
TOTAL	1	4	20	0	8	4.0	5.0	20.0

Tyrone Miller

TACKLES	G	UA	A	Total	TFL	Yds	PD	FF	FR	Blkd	QBH
2015	1	4	0	4	0.0	0	0	0	0	0	0
TOTAL	1	4	0	4	0.0	0	0	0	0	0	0

Derrick Neal

PUNT RETURNS	G	No.	Yds	TD	Lg	Avg/R	Avg/G
2014	1	2	11	0	6	5.5	11.0
2015	1	0	0	0	0	0.0	0.0
TOTAL	2	2	11	0	6	5.5	5.5

TACKLES	G	UA	A	Total	TFL	Yds	PD	FF	FR	Blkd
2014	1	0	0	0	0.0	0	0	0	0	0
2015	1	1	0	1	0.0	0	0	1	0	0
TOTAL	2	1	0	1	0.0	0	0	1	0	0

Marnez Ogletree

TACKLES	G	UA	A	Total	TFL	Yds	PD	FF	FR	Blkd
2015	1	5	1	6	0.0	0	0	0	0	0
TOTAL	1	5	1	6	0.0	0	0	0	0	0

Anthony Olobia

TACKLES	G	UA	A	Total	TFL	Yds	PD	FF	FR	Blkd
2015	1	2	0	2	1.0	4	0	0	0	0
TOTAL	1	2	0	2	1.0	4	0	0	0	0

SACKS	G	UA	A	Total	Yds
2014	0	0	0	0.0	0
2015	1	1	0	1.0	4
TOTAL	1	1	0	1.0	4

Marquis Roberts

TACKLES	G-S	UA	A	Total	TFL	Yds	PD	FF	FR	Blkd
2015	1	6	2	8	0.0	0	0	0	0	0
TOTAL	1	6	2	8	0.0	0	0	0	0	0

Tevin Shaw

TACKLES	G-S	UA	A	Total	TFL	Yds	PD	FF	FR	Blkd
2013	1	2	0	2	0.0	0	0	0	0	0
2014	1	2	0	2	0.0	0	0	0	0	0
2015	1	4	3	7	0.0	0	1	0	0	0
TOTAL	3	8	3	11	0.0	0	1	0	0	0

Steven Sims Jr.

RECEIVING	G	Rec	Yds	TD	Lg	Rec/G	Avg/C	Avg/G
2015	1	5	37	0	13	5.0	7.4	37.0
TOTAL	1	5	37	0	13	5.0	7.4	37.0

Fish Smithson

TACKLES	G-S	UA	A	Total	TFL	Yds	PD	FF	FR	Blkd
2014	1	3	2	5	0.0	0	1	0	0	0
2015	1	8	2	10	1.0	1	1	0	1	0
TOTAL	2	11	4	15	1.0	1	2	0	1	0

INTERCEPTIONS	G	No.	Yds	TD	Lg	Avg/R	Avg/G
2014	1	0	0	0	0	0.0	0.0
2015	1	1	0	0	0	0.0	0.0
TOTAL	2	1	0	0	0	0.0	0.0

D.J. Williams

TACKLES	G-S	UA	A	Total	TFL	Yds	PD	FF	FR	Blkd
2015	1	0	1	1	0.5	3	0	0	0	0
TOTAL	1	0	1	1	0.5	3	0	0	0	0

SACKS	G	UA	A	Total	Yds
2014	0	0	0	0.0	0
2015	1	0	1	0.5	3
TOTAL	1	0	1	0.5	3

Ryan Willis

RUSHING	G	Att	Yds	TD	Lg	Avg/C	Avg/G
2015	1	8	-7	0	3	-0.9	-7.0
TOTAL	1	8	-7	0	3	-0.9	-7.0

PASSING	G	Att	Cmp	Int	Yds	TD	Lg	Pct	Avg/P	Avg/G	Effic
2015	1	50	35	1	330	2	32	70.0	6.6	330.0	134.6
TOTAL	1	50	35	1	330	2	32	70.0	6.6	330.0	134.6

Daniel Wize

TACKLES	G	UA	A	Total	TFL	Yds	PD	FF	FR	Blkd
2015	1	3	2	5	1.0	8	1	0	0	1
TOTAL	1	3	2	5	1.0	8	1	0	0	1

SACKS	G	UA	A	Total	Yds
2014	0	0	0	0.0	0
2015	1	1	0	1.0	8
TOTAL	1	1	0	1.0	8

Matthew Wyman

SCORING	G	TD	Rush	Pass	Retn	PAT	2PAT	FG	Total	Avg/G
2013	1	0	0	0	0	1	0	1	4	4.0
2014	1	0	0	0	0	3	0	0	3	3.0
2015	1	0	0	0	0	0	0	0	0	0.0
TOTAL	3	0	0	0	0	4	0	1	7	2.3

FIELD GOALS	G	Att	Made	Lg	Pct
2013	1	1	1	36	100.0
2014	1	1	0	0	0.0
2015	1	2	0	0	0.0
TOTAL	3	4	1	36	25.0

PUNTING	G	No.	Yards	Lg	Avg
2013	1	0	0	0	0.0
2014	1	0	0	0	0.0
2015	1	3	127	45	42.3
TOTAL	3	3	127	45	42.3

Statistical Bests vs. Texas Tech (Since 2006)

OFFENSE

Most total offense plays

1.	90	2015	40 rush,50 pass
2.	73	2011	51 rush,22 pass
3.	72	2012	57 rush,15 pass

Most total offense yards gained

1.	478	2011	239 rush,239 pass
2.	475	2015	145 rush,330 pass
3.	419	2012	390 rush,29 pass

Highest average gain per play

1.	6.5	2011	73-478
2.	5.8	2012	72-419
3.	5.3	2008	59-315
	5.3	2015	90-475

Most all-purpose yards gained

1.	641	2011	
2.	590	2015	
3.	504	2012	

Most all-purpose attempts

1.	82	2015	
2.	78	2011	
3.	67	2013	

Most points scored

1.	34	2012	
	34	2011	
3.	21	2014	

Most touchdowns scored

1.	5	2011	
2.	4	2012	
3.	3	2015	

RUSHING

Most carries

1.	57	2012	
2.	51	2011	
3.	40	2015	

Most net yards rushing

1.	390	2012	57 carries
2.	239	2011	51 carries
3.	161	2008	33 carries

Highest average gain per rush (20 rushes)

1.	6.8	2012	57-390
2.	4.9	2008	33-161
3.	4.7	2011	51-239

Most rushing TDs scored

1.	2	2012	
	2	2011	
3.	1	2015	

PASSING

Most passes attempted

1.	50	2015	
2.	37	2009	
3.	35	2013	

Most passes completed

1.	35	2015	
2.	21	2009	
3.	20	2014	

Highest percentage passes completed (10 passes)

1.	72.7	2011	16-22
2.	70.0	2015	35-50
3.	62.5	2014	20-32

Most passing yards

1.	330	2015	
2.	239	2011	
3.	235	2014	

Most passing yards gained per attempt (10 attempts)

1.	10.9	2011	22-239
2.	7.3	2014	32-235
3.	6.6	2015	50-330

Most passing yards gained per completion (5 comp.)

1.	14.9	2011	16-239
2.	12.2	2013	18-220
3.	11.8	2014	20-235

Most touchdown passes

1.	3	2011	
2.	2	2012	
	2	2013	
	2	2015	
	2	2014	
	2	2008	

DEFENSE

Most quarterback sacks

1.	5.0	2015	4-2
	5.0	2009	5-0
3.	2.0	2008	2-0

Most tackles for loss

1.	10.0	2009	10-0
2.	9.0	2015	7-2
3.	8.0	2012	8-0

Most fumbles forced

1.	2	2014	
	2	2009	

Most fumbles recovered

1.	2	2009	
2.	1	2015	

INDIVIDUAL

Most carries

1.	30	Sims, James	2012
2.	24	Sims, James	2011
3.	16	Pierson, Tony	2012

Most net yards rushing

1.	202	Pierson, Tony	2012	16 carries
2.	127	Sims, James	2012	30 carries
3.	107	Mann,De'Andre	2015	15 carries

Highest average gain per rush

1.	12.6	Pierson, Tony	2012	16-202
2.	10.1	Bourbon, Brandon	2011	10-101
3.	7.1	Mann,De'Andre	2015	15-107

Most rushing TDs scored

1.	2	Sims, James	2012	
2.	1	Bourbon, Brandon	2011	
	1	Cox, Taylor	2015	

Most rushing TDs scored

1.	2	Sims, James	2012	
2.	1	Bourbon, Brandon	2011	
	1	Cox, Taylor	2015	

Most passes attempted

1.	50	Willis,Ryan	2015
2.	35	Reesing, Todd	2009
3.	32	Cummings, Michael	2014
	32	Heaps, Jake	2013

Most passes completed

1.	35	Willis,Ryan	2015
2.	20	Cummings, Michael	2014
	20	Reesing, Todd	2009

Highest percentage passes completed (10 attempts)

1.	72.7	Webb, Jordan	2011	16-22
2.	70.0	Willis,Ryan	2015	35-50
3.	62.5	Cummings, Michael	2014	20-32

Most passing yards

1.	330	Willis,Ryan	2015
2.	239	Webb, Jordan	2011
3.	235	Cummings, Michael	2014

Most touchdown passes

1.	3	Webb, Jordan	2011
2.	2	Cummings, Michael	2012
	2	Cummings, Michael	2014

Most passes caught

1.	9	Briscoe, Dezmon	2009
2.	8	Briscoe, Dezmon	2008
3.	7	Booker, Jeremiah	2015

Most yards receiving

1.	118	Pierson, Tony	2013	6 rec.
2.	110	Briscoe, Dezmon	2009	9 rec.
3.	84	Parmalee, Tre'	2015	5 rec.

Highest average gain per reception (3 receptions)

1.	25.3	Beshears, D.J.	2011	3-76
2.	19.7	Pierson, Tony	2013	6-118
3.	16.8	Parmalee, Tre'	2015	5-84

Most TD receptions

1.	1	Bourbon, Brandon	2012
	1	Briscoe, Dezmon	2008

Longest pass reception

1.	54	Beshears, D.J.	2011
2.	39	Pierson, Tony	2013
3.	37	Harwell, Nick	2014

Most total offense yards gained

1.	323	Willis,Ryan	2015 - 7 rush, 330 pass
2.	255	Cummings, Michael	2014 - 20 rush, 235 pass
3.	246	Webb, Jordan	2011 - 7 rush, 239 pass

Longest field goal made

1.	36	Wyman, Matthew	2013
2.	32	Prolago, Nick	2012

Most interceptions

1.	1	Heeney, Ben	2013
	1	Heeney, Ben	2014
	1	McDougald, Brad	2012

Most tackles

1.	21	Heeney, Ben	2014	17-4
2.	13	Holt, James	2008	5-8
	13	Rivera, Mike	2008	6-7

Most quarterback sacks

1.	1.0	Agostinho, Keba	2011	1-0
	1.0	Dineen, Joe	2015	1-0
	1.0	Goodman, Ben	2015	1-0

Most tackles for loss

1.	3.0	Reynolds, Michael	2014	3-0
2.	2.5	Dineen, Joe	2015	2-0
3.	2.0	Goodman, Ben	2013	2-0
	2.0	Heeney, Ben	2012	2-0

Most fumbles forced

1.	1	Arnick, Courtney	2013
	1	Laptad, Jake	2009
	1	McCay, Justin	2014

Most pass breakups

1.	3	Shepherd, JaCorey	2013
2.	2	Brown, Greg	2012
	2	Linton, Dexter	2013

The Numbers

RESULTS				
DATE	OPPONENT	SCORE	RESULT	ATTEND
Sept 3	RHODE ISLAND	55-6	W	26,864
Sept 10	OHIO	21-37	L	28,467
Sept 17	at Memphis	7-43	L	34,448
Sept 29	* at Texas Tech			
Oct 8	* TCU			
Oct 15	* at Baylor			
Oct 22	* OKLAHOMA STATE			
Oct 29	* at Oklahoma			
Nov 5	* at West Virginia			
Nov 12	* IOWA STATE			
Nov 19	* TEXAS			
Nov. 26	* at Kansas State			
*Big 12 Conference Game				

TEAM STATISTICS		
	KU	OPP.
SCORING	83	86
Points Per Game	27.7	28.7
Points Off Turnovers	13	19
FIRST DOWNS	51	59
Rushing	18	39
Passing	29	16
Penalty	4	4
RUSHING YARDAGE	318	704
Yards gained rushing	375	819
Yards lost rushing	57	115
Rushing Attempts	81	144
Average Per Rush	3.9	4.9
Average Per Game	106	234.7
TDs Rushing	3	4
PASSING YARDAGE	798	405
Comp-Att-Int	72-108-4	40-84-2
Average Per Pass	7.4	4.8
Average Per Catch	11.1	10.1
Average Per Game	266	135
TDs Passing	8	4
TOTAL OFFENSE	1116	1109
Total Plays	189	228
Average Per Play	5.9	4.9
Average Per Game	372	369.7
KICK RETURNS: #-Yards	11-294	7-107
PUNT RETURNS: #-Yards	4-2	6-49
INT RETURNS: #-Yards	2-0	4-73
KICK RETURN AVERAGE	26.7	15.3
PUNT RETURN AVERAGE	-0.5	8.2
INT RETURN AVERAGE	0	18.2
FUMBLES-LOST	7-7	3-2
PENALTIES-Yards	16-128	19-176
Average Per Game	42.7	58.7
PUNTS-Yards	16-637	20-793
Average Per Punt	39.8	39.7
Net punt average	35.5	39.8
KICKOFFS-Yards	16-1033	20-1190
Average Per Kick	64.6	59.5
Net kick average	43.8	34.8
TIME OF POSSESSION/Game	25:00	35:00
3RD-DOWN Conversions	11/35	16/51
3rd-Down Pct	31%	31%
4TH-DOWN Conversions	1/5	1/4
4th-Down Pct	20%	25%
SACKS BY-Yards	6-41	2-13
MISC YARDS	0	0
TOUCHDOWNS SCORED	12	9
FIELD GOALS-ATTEMPTS	0-1	8-9
ON-SIDE KICKS	0-0	0-0
RED-ZONE SCORES	(6-8) 75%	(9-12) 75%
RED-ZONE TOUCHDOWNS	(6-8) 75%	(5-12) 42%
PAT-ATTEMPTS	(11-11) 100%	(6-8) 75%

SCORE BY QUARTERS						
	1ST	2ND	3RD	4TH	OT	TOTAL
Kansas	13	28	28	14	--	83
Opponents	28	39	9	10	--	86

RUSHING									
	GP	ATT	GAIN	LOSS	NET	AVG	TD	LONG	AVG/G
Kinner, Ke'aun	3	24	139	5	134	5.6	1	20	44.7
Herbert, Khalil	3	12	93	2	91	7.6	1	66	30.3
Cozart, Montell	3	11	43	5	38	3.5	0	10	12.7
Taylor Martin	1	6	33	0	33	5.5	1	12	33.0
Evans, Denzell	3	12	30	4	26	2.2	0	7	8.7
Willis, Ryan	3	9	33	15	18	2.0	0	17	6.0
Stanley, Carter	2	1	3	0	3	3.0	0	3	1.5
Gonzalez, LaQuvionte	3	2	1	3	-2	-1.0	0	1	-0.7
TOTAL	3	81	375	57	318	3.9	3	66	106.0
OPPONENTS	3	144	819	115	704	4.9	4	53	234.7

PASSING								
	G	EFFIC	CMP-ATT-INT	PCT	YDS	TD	LNG	AVG/G
Cozart, Montell	3	139.66	48-71-3	67.6	484	5	74	161.3
Willis, Ryan	3	152.18	17-27-1	63.0	232	2	71	77.3
Stanley, Carter	2	171.88	7-10-0	70.0	82	1	38	41.0
TOTAL	3	145.77	72-108-4	66.7	798	8	74	266.0
OPPONENTS	3	99.07	40-84-2	47.6	405	4	84	135.0

RECEIVING							
	G	NO.	YDS	AVG	TD	LONG	AVG/G
Gonzalez, LaQuvionte	3	18	167	9.3	1	27	55.7
Sims, Steven	3	11	253	23.0	4	74	84.3
Patrick, Tyler	3	11	63	5.7	1	20	21.0
Hartzog, Bobby	3	8	55	6.9	0	28	18.3
Kinner, Ke'aun	3	5	58	11.6	0	20	19.3
Brewer, Keegan	3	5	41	8.2	0	17	13.7
Herbert, Khalil	3	4	41	13.6	0	39	13.6
Johnson, Ben	3	3	21	7.0	1	16	7.0
Barbel, Shakiem	2	3	21	7.0	0	12	10.5
Harrell, Chase	3	2	51	25.5	1	38	17.0
Zunica, Michael	3	1	22	22.0	0	22	7.3
Sternberger, Jace	3	1	5	5.0	0	5	1.7
TOTAL	3	72	798	11.1	8	74	266
OPPONENTS	3	40	405	10.1	4	84	135

TOTAL OFFENSE						
	G	PLAYS	RUSH	PASS	TOTAL	AVG/G
Cozart, Montell	3	82	38	484	522	174.0
Willis, Ryan	3	36	18	232	250	83.3
Kinner, Ke'aun	3	24	134	0	134	44.7
Herbert, Khalil	3	12	91	0	91	30.3
Stanley, Carter	2	11	3	82	85	42.5
Taylor Martin	1	6	33	0	33	33.0
Evans, Denzell	3	12	26	0	26	8.7
Gonzalez, LaQuvionte	3	2	-2	0	-2	-0.7
TOTAL	3	189	318	798	1116	372.0
OPPONENTS	3	228	704	405	1109	369.7

SCORING

	PATTS								
	TD	FGS	KICK	RUSH	RCV	PASS	DXP	SAF	POINTS
Sims, Steven	4	0-0	0-0	0-0	0	0-0	0	0	24
Gonzalez, LaQuvionte	2	0-0	0-0	0-0	0	0-0	0	0	12
Wyman, Matthew	0	0-1	11-11	0-0	0	0-0	0	0	11
Patrick, Tyler	1	0-0	0-0	0-0	0	0-0	0	0	6
Kinner, Ke'aun	1	0-0	0-0	0-0	0	0-0	0	0	6
Johnson, Ben	1	0-0	0-0	0-0	0	0-0	0	0	6
Herbert, Khalil	1	0-0	0-0	0-0	0	0-0	0	0	6
Taylor Martin	1	0-0	0-0	0-0	0	0-0	0	0	6
Harrell, Chase	1	0-0	0-0	0-0	0	0-0	0	0	6
TOTAL	12	0-1	11-11	0-1	0	0-0	0	0	83
OPPONENTS	9	9-9	6-8	0-1	0	0-0	0	1	86

KICK RETURNS

	NO.	YDS	AVG	TD	LONG
Gonzalez, LaQuvionte	9	253	28.1	1	99
Moore, Emmanuel	2	41	20.5	0	26
TOTAL	11	294	26.7	1	99
OPPONENTS	7	107	15.3	0	23

FUMBLE RETURNS

	NO.	YDS	AVG	TD	LONG
TOTAL	0	0	0	0	0
OPPONENTS	1	50	50	0	50

PUNT RETURNS

	NO.	YDS	AVG	TD	LONG
Gonzalez, LaQuvionte	3	-2	-0.7	0	17
Neal, Derrick	1	0	0.0	0	0
TOTAL	4	-2	-0.5	0	17
OPPONENTS	6	49	8.2	0	31

INTERCEPTIONS

	NO.	YDS	AVG	TD	LONG
Smithson, Fish	1	0	0	0	0
Bates, Bazie	1	0	0	0	0
TOTAL	2	0	0.0	0	0
OPPONENTS	4	73	18.2	1	61

FIELD GOAL SEQUENCE

	KANSAS	OPPONENTS
Rhode Island	31	-
OHIO	-	(26),(22),(25),(46),(22)
MEMPHIS	-	39,(41),(42),(50)

Numbers in (parentheses) indicate field goal was made.

FIELD GOALS

	FGM-FGA	PCT	01-19	20-29	30-39	40-49	50-99	LG	BLK
Wyman, Matthew	0-1	0	0-0	0-0	0-1	0-0	0-0	0	0

PUNTING

	NO.	YDS	AVG	LONG	TB	FC	I20	50+	BLKD
Moos, Cole	16	637	39.8	56	1	5	5	2	0
TOTAL	16	637	39.8	56	1	5	5	2	0
OPPONENTS	20	793	39.7	59	0	5	8	2	0

KICKOFFS

	NO.	YDS	AVG	TB	OB	RETN	NET	YDLN
Wyman, Matthew	16	1033	64.6	9	0			
TOTAL	16	1033	64.6	9	0	107	43.8	21
OPPONENTS	20	1190	59.5	8	0	294	34.8	30

ALL PURPOSE

	G	RUSH	REC	PR	KOR	IR	TOT	AVG/G
Gonzalez, LaQuvionte	3	-2	167	-2	253	0	416	138.7
Sims, Steven	3	0	253	0	0	0	253	84.3
Kinner, Ke'aun	3	134	58	0	0	0	192	64.0
Herbert, Khalil	3	91	41	0	0	0	132	43.9
Patrick, Tyler	3	0	63	0	0	0	63	21.0
Hartzog, Bobby	3	0	55	0	0	0	55	18.3
Harrell, Chase	3	0	51	0	0	0	51	17.0
Brewer, Keegan	3	0	41	0	0	0	41	13.7
Moore, Emmanuel	3	0	0	0	41	0	41	13.7
Cozart, Montell	3	38	0	0	0	0	38	12.7
Taylor Martin	1	33	0	0	0	0	33	33.0
Evans, Denzell	3	26	0	0	0	0	26	8.7
Zunica, Michael	3	0	22	0	0	0	22	7.3
Barbel, Shakiem	2	0	21	0	0	0	21	10.5
Johnson, Ben	3	0	21	0	0	0	21	7.0
Willis, Ryan	3	18	0	0	0	0	18	6.0
Sternberger, Jace	3	0	5	0	0	0	5	1.7
Stanley, Carter	2	3	0	0	0	0	3	1.5
TOTAL	3	318	798	-2	294	0	1408	469.3
OPPONENTS	3	704	405	49	107	73	1338	446.0

DEFENSIVE STATISTICS

	GP-GS	SOLO	TACKLES AST	TOTAL	TFL/YDS	SACKS NO-YARDS	PASS DEF INT-YDS	BRUP	QBH	FUMBLES RCV-YDS	FF	BLOCKED KICK	SAF
24 Bates, Bazie	3-3	16	2	18	1.0-1	.	1-0	2
96 Wise, Daniel	3-3	14	2	16	4.0-6	.	.	1	2	.	.	1	.
29 Dineen, Joe	3-3	10	6	16	3.0-6	.	.	1	1
5 Roberts, Marcquis	2-2	13	2	15	4.0-14	1.0-6	.	2
9 Smithson, Fish	3-3	11	2	13	.	.	1-0	2
10 Ogletree, Marnez	3-3	8	1	9	1.0-1	.	.	4
31 Ogbebor, Osaze	2-1	7	1	8
28 Arnick, Courtney	3-0	6	2	8	1.0-5	1.0-5	.	1
30 Shaw, Tevin	3-3	4	3	7	2.0-8	.	.	3
13 Mosby, Damani	3-1	4	3	7	1.5-13	1.0-11	.	.	1	.	2	.	.
1 Miller, Tyrone	3-0	5	2	7	1.0-2
2 Armstrong, Dorance	3-3	6	.	6	4.0-21	2.0-14	.	.	1	1-0	.	.	.
99 Davis, Deelsaac	2-3	6	.	6	1.0-5	1.0-5
7 Neal, Derrick	3-0	6	.	6
14 Graham, Chevy	3-0	3	2	5	0.5-3	.	.	1	.	1-0	.	.	.
46 Rosser, Cameron	3-0	4	.	4	2.0-6
11 Lee, Mike	2-0	4	.	4
8 Stewart, Brandon	3-3	3	1	4
35 Olobia, Anthony	3-2	2	2	4	1.0-1
20 Moore, Emmanuel	3-0	4	.	4	1.0-16
19 Bean, Isaiah	3-0	3	.	3	1.0-1
17 Ehambe, Josh	2-0	2	.	2
6 Holani, Isi	3-1	1	1	2
26 Spencer, Colin	3-0	2	.	2
91 Williams, D.J.	2-0	2	.	2
33 Loneker, Keith	3-0	1	1	2	.	.	.	1	1
4 Richmond, Shaquille	1-0	1	.	1
36 Moos, Cole	3-0	1	.	1
41 Duckworth, Kendall	3-0	1	.	1
44 Zunica, Michael	3-0	1	.	1
22 Allen, Greg	2-0	1	.	1
10 Herbert, Khalil	3-1	1	.	1
16 Mayberry, Kyle	3-0	1	.	1	.	.	.	1
84 Johnson, Ben	3-0	1	.	1
12 Torneden, Bryce	3-0	1	.	1
82 Barbel, Shakiem	2-0	1	.	1
TOTAL	3-0	157	33	190	29.0-109	6-41	2-0	19	6	2-0	2	1	.
OPPONENTS	3-0	127	32	159	13.0-42	2-13	4-73	6	6	7-50	3	.	1

GAME-BY-GAME TEAM STATISTICS

GAME	FINAL SCORE	SCORE BY QUARTER				FIRST DOWNS				RUSHING			PASSING			TOTAL OFFENSE		PUNTING	FUMBLES	PENALTY	THIRD DOWNS	TOTAL TOP
		1	2	3	4(OT)	RU	PA	PN	TOT	ATT	YDS	TD	C-A-I	YDS	TD	ATT	YDS	NO-AVG	NO-LOST	NO-YDS		
Rhode Island	6	0	6	0	0	10	2	1	13	40	170	0	6-23-1	49	1	63	219	9-35.9	2-2	5-30	4-15	32:45
Kansas	55	13	14	14	14	12	16	0	28	35	171	2	28-38-1	399	6	73	570	3-42.0	1-1	4-35	6-11	27:15
Ohio	37	15	13	6	3	17	8	2	27	57	370	2	19-36-1	167	1	93	496	5-41.8	0-0	7-72	9-22	43:38
Kansas	21	0	7	14	0	1	7	1	9	15	26	0	18-29-1	206	2	44	232	5-39.4	2-2	7-73	0-8	16:22
Kansas	7	0	7	0	0	5	6	3	13	31	121	1	26-41-2	193	0	72	314	7-46.0	4-4	8-41	5-16	31:24
Memphis	43	13	20	3	7	12	6	1	19	47	205	2	15-25-0	189	2	72	394	6-43.5	1-0	8-89	3-14	28:36

GAME-BY-GAME OFFENSIVE STARTERS

	WR	LT	LG	C	RG	RT	TE/WR	WR	WR/FB	QB	RB
Rhode Island	Sims Jr.	Banks	Rhodes	Gibson	Ribordy	Adeniji	Gonzalez	Patrick	Hartzog Jr.	Cozart	Herbert
Ohio	Sims Jr.	Banks	Rhodes	Gibson	Ribordy	Adeniji	Gonzalez	Patrick	Hartzog Jr.	Cozart	Kinner
Memphis	Sims Jr.	Shelley-Smith	Rhodes	Bragg	Banks	Adeniji	Gonzalez	Patrick	Hartzog Jr.	Cozart	Kinner
Texas Tech											
TCU											
Baylor											
Oklahoma State											
Oklahoma											
West Virginia											
Iowa State											
Texas											
Kansas State											

GAME-BY-GAME DEFENSIVE STARTERS

	DE	NT	T	DE	LB	LB	NB	CB	S	S	CB
Rhode Island	Armstrong Jr.	Holani	Wise	Olobia	Ogbebor	Dineen Jr.	Shaw	Stewart	Smithson	Bates	Ogletree
Ohio	Armstrong Jr.	Davis	Wise	Olobia	Roberts	Dineen Jr.	Shaw	Stewart	Smithson	Bates	Ogletree
Memphis	Armstrong Jr.	Davis	Wise	Mosby	Roberts	Dineen Jr.	Shaw	Stewart	Smithson	Bates	Ogletree
Texas Tech											
TCU											
Baylor											
Oklahoma State											
Oklahoma											
West Virginia											
Iowa State											
Texas											
Kansas State											

GAME-BY-GAME PASSING

#2 COZART, MONTELL	ATT	COMP	INT	PCT	YARDS	TD	LONG	SACK	YDS	EFFIC
Rhode Island	25	18	1	72.0	199	3	35	0	0	170.5
Ohio	24	17	0	70.8	198	2	74	0	0	167.6
Memphis	22	13	2	59.1	87	0	20	0	0	74.1
TOTALS	71	48	3	67.6	484	5	74	0	0	139.7
#13 WILLIS, RYAN	ATT	COMP	INT	PCT	YARDS	TD	LONG	SACK	YDS	EFFIC
Rhode Island	9	7	0	77.8	144	2	71	0	0	285.5
Ohio	5	1	1	20.0	8	0	8	1	6	-6.6
Memphis	13	9	0	69.2	80	0	35	1	7	120.9
TOTALS	27	17	1	63.0	232	2	71	2	13	152.2
#9 STANLEY, CARTER	ATT	COMP	INT	PCT	YARDS	TD	LONG	SACK	YDS	EFFIC
Rhode Island	4	3	0	75.0	56	1	38	0	0	275.1
Memphis	6	4	0	66.7	26	0	12	0	0	103.1
TOTALS	10	7	0	70.0	82	1	38	0	0	171.9

GAME-BY-GAME RUSHING

	NO-YDS/TD	URI	OHIO	MEM	TTU	TCU	BU	OSU	OU	WVU	ISU	UT	KSU
Kinner, Ke'aun	24-134/1	7-69/1	5-16/0	12-49/0									
Herbert, Khalil	12-91/1	4-15/0	2-2/0	6-74/1									
Cozart, Montell	11-38/0	4-17/0	3-9/0	4-12/0									
Taylor Martin	6-33/1	6-33/1	DNP	DNP									
Evans, Denzell	12-26/0	9-24/0	1-1/0	2-1/0									
Willis, Ryan	9-18/0	2-22/0	2--2/0	5--2/0									
Stanley, Carter	1-3/0	1-3/0	DNP	-									
Gonzalez, LaQuvionte	2--2/0	-	1-1/0	1--3/0									
TEAM	4--23/0	2--12/0	1--1/0	1--10/0									

GAME-BY-GAME RECEIVING

	NO-YDS/TD	URI	OHIO	MEM	TTU	TCU	BU	OSU	OU	WVU	ISU	UT	KSU
Sims, Steven	11-253/4	5-124/2	4-114/2	2-15/0									
Gonzalez, LaQuvionte	18-167/1	7-78/1	5-45/0	6-44/0									
Patrick, Tyler	11-63/1	5-51/1	2-6/0	4-6/0									
Kinner, Ke'aun	5-58/0	1-15/0	2-13/0	2-30/0									
Hartzog, Bobby	8-55/0	3-34/0	2-5/0	3-16/0									
Harrell, Chase	2-51/1	2-51/1	-	-									
Brewer, Keegan	5-41/0	-	1-5/0	4-36/0									
Herbert, Khalil	4-41/0	-	1-2/0	3-39/0									
Zunica, Michael	1-22/0	1-22/0	-	-									
Johnson, Ben	3-21/1	1-2/1	1-16/0	1-3/0									
Barbel, Shakiem	3-21/0	2-17/0	DNP	1-4/0									
Sternberger, Jace	1-5/0	1-5/0	-	-									

GAME-BY-GAME TACKLES

	UA-A	TOT	URI	OHIO	MEM	TTU	TCU	BU	OSU	OU	WVU	ISU	UT	KSU
Bates, Bazie	16-2	18	4-0	9-2	3-0									
Wise, Daniel	14-2	16	4-1	7-1	3-0									
Dineen, Joe	10-6	16	3-1	6-4	1-1									
Roberts, Marcquis	13-2	15	DNP	9-1	4-1									
Smithson, Fish	11-2	13	3-1	4-1	4-0									
Ogletree, Marnez	8-1	9	-	3-1	5-0									
Ogbebor, Osaze	7-1	8	3-1	DNP	4-0									
Arnack, Courtney	6-2	8	3-1	-	3-1									
Shaw, Tevin	4-3	7	0-1	3-2	1-0									
Mosby, Damani	4-3	7	2-0	1-2	1-1									
Miller, Tyrone	5-2	7	1-1	2-1	2-0									
Armstrong, Dorance	6-0	6	2-0	1-0	3-0									
Davis, Deelsaac	6-0	6	2-0	3-0	1-0									
Neal, Derrick	6-0	6	2-0	1-0	3-0									
Graham, Chevy	3-2	5	-	0-2	3-0									
Rosser, Cameron	4-0	4	1-0	3-0	-									
Lee, Mike	4-0	4	-	DNP	4-0									
Stewart, Brandon	3-1	4	1-0	2-1	-									
Olobia, Anthony	2-2	4	1-0	1-1	0-1									
Moore, Emmanuel	4-0	4	2-0	1-0	1-0									
Bean, Isaiah	3-0	3	1-0	-	2-0									
Ehambe, Josh	2-0	2	-	DNP	2-0									
Holani, Isi	1-1	2	-	1-0	0-1									
Spencer, Colin	2-0	2	-	1-0	1-0									
Williams, D.J.	2-0	2	DNP	-	2-0									
Loneker, Keith	1-1	2	1-1	-	-									
Richmond, Shaquille	1-0	1	1-0	DNP	DNP									
Moos, Cole	1-0	1	-	-	1-0									
Duckworth, K.	1-0	1	1-0	-	-									
Zunica, Michael	1-0	1	1-0	-	-									
Allen, Greg	1-0	1	1-0	-	DNP									
Herbert, Khalil	1-0	1	-	-	1-0									
Mayberry, Kyle	1-0	1	-	-	1-0									
Johnson, Ben	1-0	1	-	-	1-0									
Torneden, Bryce	1-0	1	-	-	1-0									
Barbel, Shakiem	1-0	1	1-0	DNP	-									

GAME-BY-GAME TACKLES FOR LOSS

	UA-A	TOT	URI	OHIO	MEM	TTU	TCU	BU	OSU	OU	WVU	ISU	UT	KSU
Roberts, Marcquis	4-0	4.0	DNP	2.0-3	2.0-11									
Wise, Daniel	4-0	4.0	-	4.0-6	-									
Armstrong, Dorance	4-0	4.0	1.0-2	-	3.0-19									
Dineen, Joe	3-0	3.0	1.0-2	2.0-4	-									
Rosser, Cameron	2-0	2.0	-	2.0-6	-									
Shaw, Tevin	2-0	2.0	-	2.0-8	-									
Mosby, Damani	1-1	1.5	-	0.5-2	1.0-11									
Bates, Bazie	1-0	1.0	1.0-1	-	-									
Davis, Deelsaac	1-0	1.0	-	-	1.0-5									
Bean, Isaiah	1-0	1.0	-	-	1.0-1									
Arnack, Courtney	1-0	1.0	1.0-5	-	-									
Ogletree, Marnez	1-0	1.0	-	-	1.0-1									
Moore, Emmanuel	1-0	1.0	-	-	1.0-16									
Olobia, Anthony	1-0	1.0	-	1.0-1	-									
Miller, Tyrone	J1-0	1.0	1.0-2	-	-									
Graham, Chevy	0-1	0.5	-	0.5-3	-									

GAME-BY-GAME SACKS

	UA-A	TOT	URI	OHIO	MEM	TTU	TCU	BU	OSU	OU	WVU	ISU	UT	KSU
Armstrong, Dorance	2-0	2.0	-	-	2.0-14									
Roberts, Marcquis	1-0	1.0	DNP	-	1.0-6									
Davis, Deelsaac	1-0	1.0	-	-	1.0-5									
Mosby, Damani	1-0	1.0	-	-	1.0-11									
Arnack, Courtney	1-0	1.0	1.0-5	-	-									

KANSAS SCORING DRIVES

OPPONENT	NO. OF PLAYS	TOTAL YARDS	DRIVE TIME	TYPE OF SCORE	SCORE QTR/TIME	DRIVE START	SCORING PLAY
URI	5	13	2:02	TD	1st/9:51	URI13	Johnson 2 yd pass
URI	3	46	0:24	TD	1st/6:21	URI46	Gonzalez 18 yd pass
URI	6	62	1:31	TD	2nd/14:45	KU38	Sims 35 yd pass
URI	8	77	2:21	TD	2nd/8:08	KU23	Martin 1 yd run
URI	10	67	2:51	TD	3rd/9:18	KU33	Patrick 20 yd pass
URI	2	77	0:25	TD	3rd/2:47	KU23	Sims 71 yd pass
URI	4	38	0:54	TD	4th/14:07	URI38	Kinner 11 yd run
URI	4	57	1:53	TD	4th/5:57	KU43	Harrell 13 yd pass
OHIO	0	99	0:00	TD	2nd/6:17	OHIO00	Gonzalez 99 yd KR
OHIO	2	74	0:15	TD	3rd/14:40	KU26	Sims 74 pass
OHIO	5	76	1:48	TD	3rd/10:59	KU24	Sims 22 pass
Memphis	3	75	1:18	TD	2nd/12:28	KU25	Herbert 66 yd run

OPPONENT SCORING DRIVES

OPPONENT	NO. OF PLAYS	TOTAL YARDS	DRIVE TIME	TYPE OF SCORE	SCORE QTR/TIME	DRIVE START	SCORING PLAY
URI	8	75	4:09	TD	2nd/10:36	KU25	Parker 23 yd pass
OHIO	6	75	2:37	TD	1st/12:23	OHIO25	White 11 yd run
OHIO	2	-1	0:41	SAF	1st/8:22	KU1	Safety
OHIO	12	75	4:32	TD	1st/3:50	OHIO25	Morgan 4 yd pass
OHIO	8	91	3:10	TD	2nd/14:48	OHIO9	Windham 23 yd run
OHIO	10	56	5:06	FG	2nd/6:32	OHIO35	Zervos 26 yd FG
OHIO	5	19	1:24	FG	2nd/2:52	KU24	Zervos 22 yd FG
OHIO	4	2	0:48	FG	3rd/12:52	KU10	Zervos 25 yd FG
OHIO	9	0	1:22	FG	3rd/0:02	KU29	Zervos 46 yd FG
OHIO	18	81	10:03	FG	4th/3:24	OHIO14	Zervos 22 yd FG
Memphis	1	84	0:13	TD	1st/10:45	MEM16	Miller 84 yd pass
Memphis	4	8	1:22	FG	1st/7:04	KU32	Elliott 41 yd FG
Memphis	4	4	1:26	FG	1st/2:52	KU29	Elliott 42 yd FG
Memphis	8	74	2:32	TD	2nd/13:46	MEM26	Dorceus 6 yd run
Memphis	5	29	2:06	TD	2nd/5:19	KU29	Mayhue 6 yd pass
Memphis	0	0	0:00	TD	2nd/1:23	K00	Wilson 61 yd INT return
Memphis	9	41	3:25	FG	3rd/0:35	MEM26	Elliott 50 yd FG
Memphis	3	33	0:54	TD	4th/12:38	KU33	Pollard 8 yd run

DRIVE SUPERLATIVES

Most Plays/Result

Most Yards/Result

Most Time/Result

KANSAS

10, vs. Rhode Island/Touchdown

77, vs. Rhode Island/Touchdown

4:22, vs. Rhode Island/End of Half

OPPONENT

18, vs. Ohio/Field Goal

84, at Memphis/Touchdown

10:03, vs. Ohio/Field Goal

SCORING DRIVE ANALYSIS

YARDAGE	KANSAS		OPPONENTS	
	TD	FG	TD	FG
No Drive	1	-	1	-
Negative Yds.	-	-	-	-
0-9	-	-	-	4
10-19	1	-	-	1
20-29	-	-	1	-
30-39	1	-	1	-
40-49	1	-	-	1
50-59	1	-	-	1
60-69	2	-	-	-
70-79	5	-	4	-
80-89	-	-	1	1
90-99	-	-	1	-

GAME-OPENING DRIVES

OPPONENTS	KANSAS			OPPONENTS		
	PTS.	1STD	YDS.	PTS.	1STD	YDS.
Rhode Island	0	1	15	0	0	-2
Ohio	0	0	4	7	3	75
at Memphis	0	0	6	0	2	53
at Texas Tech	-	-	-	-	-	-
TCU	-	-	-	-	-	-
at Baylor	-	-	-	-	-	-
Oklahoma State	-	-	-	-	-	-
at Oklahoma	-	-	-	-	-	-
at West Virginia	-	-	-	-	-	-
Iowa State	-	-	-	-	-	-
Texas	-	-	-	-	-	-
at Kansas State	-	-	-	-	-	-

SECOND HALF-OPENING DRIVES

OPPONENTS	KANSAS			OPPONENTS		
	PTS.	1STD	YDS.	PTS.	1STD	YDS.
Rhode Island	7	5	67	0	0	9
Ohio	7	1	74	0	0	5
at Memphis	0	2	22	0	2	29
at Texas Tech	-	-	-	-	-	-
TCU	-	-	-	-	-	-
at Baylor	-	-	-	-	-	-
Oklahoma State	-	-	-	-	-	-
at Oklahoma	-	-	-	-	-	-
at West Virginia	-	-	-	-	-	-
Iowa State	-	-	-	-	-	-
Texas	-	-	-	-	-	-
at Kansas State	-	-	-	-	-	-

DRIVE CHART

DRIVE START	1-9	10-19	20-29	30-39	40-49	50+
RESULT	NO/TD/FG	NO/TD/FG	NO/TD/FG	NO/TD/FG	NO/TD/FG	NO/TD/FG
Rhode Island	0/0/0	0/0/0	3/2/0	5/2/0	4/1/0	3/3/0
Ohio	2/0/0	1/0/0	6/2/0	3/0/0	1/0/0	2/1/0
at Memphis	4/0/0	2/0/0	9/1/0	1/0/0	0/0/0	1/0/0
at Texas Tech						
TCU						
at Baylor						
Oklahoma State						
at Oklahoma						
at West Virginia						
Iowa State						
Texas						
at Kansas State						

THREE-AND-OUTS

	KANSAS	OPPONENT
	THREE-AND-OUT/DRIVES	THREE-AND-OUT/DRIVES
Rhode Island	2/15	6/15
Ohio	4/15	2/15
at Memphis	5/17	4/17
at Texas Tech		
TCU		
at Baylor		
Oklahoma State		
at Oklahoma		
at West Virginia		
Iowa State		
West Virginia		
at Kansas State		

KANSAS INSIDE THE RED ZONE

OPPONENT	SCORE	TIMES IN RZ	TIMES SCORED	TOTAL PTS	TOTAL TDS	RUSH TDS	PASS TDS	FGS MADE	FGA	FAILED TO SCORE INSIDE RZ					GAME
										DOWN	INT	FUMB	HALF		
Rhode Island	W, 55-6	8	6	41	6	2	4	0	1	0	1	0	0	0	0
Ohio	L, 21-37	0	0	0	0	0	0	0	0	0	0	0	0	0	0
at Memphis	L, 7-43	0	0	0	0	0	0	0	0	0	0	0	0	0	0
at Texas Tech															
TCU															
at Baylor															
Oklahoma State															
at Oklahoma															
at West Virginia															
Iowa State															
Texas															
at Kansas State															
TOTALS		8	6	41	6	2	4	0	1	0	1	0	0	0	0

Season Percentage - Overall: 6 of 8 (75.0%)

Season Percentage - Touchdowns: 6 of 8 (75.0%)

Season Percentage - Field Goals: 0 of 8 (0.0%)

Season Percentage - Failed to Score: 2 of 8 (25.0%)

KANSAS OPPONENTS INSIDE THE RED ZONE

OPPONENT	SCORE	TIMES IN RZ	TIMES SCORED	TOTAL PTS	TOTAL TDS	RUSH TDS	PASS TDS	FGS MADE	FGA	FAILED TO SCORE INSIDE RZ					GAME
										DOWN	INT	FUMB	HALF		
Rhode Island	W, 55-6	0	0	0	0	0	0	0	0	0	0	0	0	0	0
Ohio	L, 21-37	7	6	25	2	1	1	4	0	0	1	0	0	0	0
at Memphis	L, 7-43	5	3	20	3	2	1	0	1	1	0	0	0	0	0
at Texas Tech															
TCU															
at Baylor															
Oklahoma State															
at Oklahoma															
at West Virginia															
Iowa State															
Texas															
at Kansas State															
TOTALS		12	9	45	5	3	2	4	1	1	1	0	0	0	0

Season Percentage - Overall: 9 of 12 (75.0%)

Season Percentage - Touchdowns: 5 of 12 (41.7%)

Season Percentage - Field Goals: 4 of 12 (33.3%)

Season Percentage - Failed to Score: 3 of 12 (25.0%)

KANSAS LONG PLAYS

KANSAS 20-YARD PLUS PLAYS

YARDS	TYPE	PLAYER(S)	OPPONENT
*99	KR	Gonzalez, LaQuvionte	Ohio
*74	Pass	Sims, Steven from Cozart, Montell	Ohio
*71	Pass	Sims, Steven from Willis, Ryan	Rhode Island
*66	Rush	Herbert, Khalil	Memphis
38	Pass	Harrell, Chase from Stanley, Carter	Rhode Island
37	KR	Gonzalez, LaQuvionte	Ohio
35	Pass	Herbert, Khalil from Willis, Ryan	Memphis
*35	Pass	Sims, Steven from Cozart, Montell	Rhode Island
29	KR	Gonzalez, LaQuvionte	Ohio
28	Pass	Hartzog, Bobby from Willis, Ryan	Rhode Island
27	Pass	Gonzalez, LaQuvionte from Cozart, Montell	Ohio
27	KR	Gonzalez, LaQuvionte	Rhode Island
*22	Pass	Sims, Steven from Montell Cozart	Ohio
22	Pass	Zunica, Michael from Montell Cozart	Rhode Island
20	Rush	Kinner, Ke'aun	Memphis
20	Rush	Kinner, Ke'aun	Rhode Island
*20	Pass	Patrick, Tyler from Montell Cozart	Rhode Island

* touchdown scored on play

KANSAS OPPONENTS LONG PLAYS

OPPONENT 20-YARD PLUS PLAYS

YARDS	TYPE	PLAYER(S)	KU OPPONENT
*84	Pass	Miller, Athony from Ferguson, Riley	Memphis
*61	INT R	Wilson, J.	Memphis
53	Rush	Windham, Greg	Ohio
41	Rush	Dorceus, D.	Memphis
41	Rush	Brown, Dorian	Ohio
32	Rush	Taylor, Patrick	Memphis
31	PR	Williams, John	Memphis
*23	Rush	Windham, Greg	Ohio
23	Rush	Irons, Maleek	Ohio
23	KR	Hardy, Bo	Ohio
23	Pass	A. Parker from W. McKoy	Rhode Island
22	Pass	Reid, Jordan from Windham, Greg	Ohio
22	Pass	Reid, Jordan from Windham, Greg	Ohio
21	Pass	Belack, Kyle from Windham, Greg	Ohio
21	Rush	Brown, Dorian	Ohio
21	Rush	Brown, Dorian	Ohio
20	Rush	Henderson, D.	Memphis

* touchdown scored on play

KANSAS LONG PLAYS BY THE NUMBERS

LONG PLAYS BY YARDS	NO.	TD
100+	0	0
90-99	1	1
80-89	0	0
70-79	2	2
60-69	1	1
50-59	0	0
40-49	0	0
30-39	4	0
20-29	9	2

KANSAS LONG PLAYS BY TYPE

	NO.	TD
Rushing	3	1
Passing	10	5
Punt returns	0	0
Kick returns	4	1
Interceptions	0	0
Fumble returns	0	0
Other	0	0
TOTAL	17	7

KANSAS 20-YARD PLUS BY PLAYER

PLAYER	NO.	TD	R	P	KR	PR	IR	FR
Gonzalez, LaQuvionte	5	1	0	1	4	0	0	0
Sims, Steven	4	4	0	4	0	0	0	0
Herbert, Khalil	2	1	1	1	0	0	0	0
Kinner, Ke'aun	2	0	2	0	0	0	0	0
Harrell, Chase	1	0	0	1	0	0	0	0
Hartzog, Bobby	1	0	0	1	0	0	0	0
Patrick, Tyler	1	1	0	1	0	0	0	0
Zunica, Michael	1	0	0	1	0	0	0	0
TOTAL	17	7	3	10	4	0	0	0

KANSAS LONGEST PLAYS

Rushing	66	Herbert, Khalil at Memphis (9/17/2016)
Rushing Touchdown	66	Herbert, Khalil at Memphis (9/17/2016)
Passing	74	Sims, Steven from Cozart, Montell vs. Ohio (9/10/2016)
Passing Touchdown	74	Sims, Steven from Cozart, Montell vs. Ohio (9/10/2016)
Punt Return	17	Gonzalez, LaQuvionte vs. Rhode Island (9/3/2016)
Kick Return	99	Gonzalez, LaQuvionte vs. Ohio (9/10/2016)
Interception Return	0	Bates, Bazie vs. Rhode Island (9/3/2016)
Fumble Return	0	two players vs. Rhode Island (9/3/2016)
Punt	49	Moos, Cole vs. Ohio (9/10/2016)
Field Goal		

KANSAS SEASON SUPERLATIVES

KANSAS INDIVIDUALS

Rushes	12	Kinner, Ke'aun at MEMPHIS (Sep 17 2016)
Yards Rushing	74	Herbert, Khalil at MEMPHIS (Sep 17 2016)
TD Rushes	1	Taylor Martin vs Rhode Island (Sep 03, 2016)
		Kinner, Ke'aun vs Rhode Island (Sep 03, 2016)
		Herbert, Khalil at MEMPHIS (Sep 17 2016)
Long Rush	66	Herbert, Khalil at MEMPHIS (Sep 17 2016)
Pass attempts	25	Cozart, Montell vs Rhode Island (Sep 03, 2016)
Pass completions	18	Cozart, Montell vs Rhode Island (Sep 03, 2016)
Yards Passing	199	Cozart, Montell vs Rhode Island (Sep 03, 2016)
TD Passes	3	Cozart, Montell vs Rhode Island (Sep 03, 2016)
Long Pass	74	Cozart, Montell vs OHIO (Sep 10, 2016)
Receptions	7	Gonzalez, L. vs Rhode Island (Sep 03, 2016)
Yards Receiving	124	Sims, Steven vs Rhode Island (Sep 03, 2016)
TD Receptions	2	Sims, Steven vs Rhode Island (Sep 03, 2016)
		Sims, Steven vs OHIO (Sep 10, 2016)
Long Reception	74	Sims, Steven vs OHIO (Sep 10, 2016)
Field Goals	0	
Long Field Goal	0	
Punts	7	Moos, Cole at MEMPHIS (Sep 17 2016)
Punting Avg	46	Moos, Cole at MEMPHIS (Sep 17 2016)
Long Punt	56	Moos, Cole at MEMPHIS (Sep 17 2016)
Punts inside 20	2	Moos, Cole vs Rhode Island (Sep 03, 2016)
		Moos, Cole vs OHIO (Sep 10, 2016)
Long Punt Return	17	Gonzalez, L. vs Rhode Island (Sep 03, 2016)
Long Kickoff Return	99	Gonzalez, L. vs OHIO (Sep 10, 2016)
Tackles	11	Bates, Bazie vs OHIO (Sep 10, 2016)
Sacks	2	Armstrong, D. at MEMPHIS (Sep 17 2016)
Tackles For Loss	4	Wise, Daniel vs OHIO (Sep 10, 2016)
Interceptions	1	Bates, Bazie vs Rhode Island (Sep 03, 2016)
		Smithson, Fish vs OHIO (Sep 10, 2016)

KANSAS TEAM

Rushes	35	vs Rhode Island (Sep 03, 2016)
Yards Rushing	171	vs Rhode Island (Sep 03, 2016)
Yards Per Rush	4.9	vs Rhode Island (Sep 03, 2016)
TD Rushes	2	vs Rhode Island (Sep 03, 2016)
Pass attempts	41	at MEMPHIS (Sep 17 2016)
Pass completions	28	vs Rhode Island (Sep 03, 2016)
Yards Passing	399	vs Rhode Island (Sep 03, 2016)
Yards Per Pass	10.5	vs Rhode Island (Sep 03, 2016)
TD Passes	6	vs Rhode Island (Sep 03, 2016)
Total Plays	73	vs Rhode Island (Sep 03, 2016)
Total Offense	570	vs Rhode Island (Sep 03, 2016)
Yards Per Play	7.8	vs Rhode Island (Sep 03, 2016)
Points	55	vs Rhode Island (Sep 03, 2016)
Sacks By	5	at MEMPHIS (Sep 17 2016)
First Downs	28	vs Rhode Island (Sep 03, 2016)
Penalties	8	at MEMPHIS (Sep 17 2016)
Penalty Yards	50	vs OHIO (Sep 10, 2016)
Turnovers	6	at MEMPHIS (Sep 17 2016)
Interceptions By	1	vs Rhode Island (Sep 03, 2016)
		vs OHIO (Sep 10, 2016)
Punts	7	at MEMPHIS (Sep 17 2016)
Punting Avg	46	at MEMPHIS (Sep 17 2016)
Long Punt	56	at MEMPHIS (Sep 17 2016)
Punts inside 20	2	vs Rhode Island (Sep 03, 2016)
		vs OHIO (Sep 10, 2016)
Long Punt Return	17	vs Rhode Island (Sep 03, 2016)

KANSAS OPPONENTS SEASON SUPERLATIVES

OPPONENT INDIVIDUALS

Rushes	20	BROWN, Dorian, vs OHIO (Sep 10, 2016)
Yards Rushing	146	WINDHAM, Greg, vs OHIO (Sep 10, 2016)
TD Rushes	1	WHITE, Papi, vs OHIO (Sep 10, 2016)
		WINDHAM, Greg, vs OHIO (Sep 10, 2016)
		POLLARD, Tony, at MEMPHIS (Sep 17 2016)
		DORCEUS, D., at MEMPHIS (Sep 17 2016)
Long Rush	53	WINDHAM, Greg, vs OHIO (Sep 10, 2016)
Pass attempts	36	WINDHAM, Greg, vs OHIO (Sep 10, 2016)
Pass completions	19	WINDHAM, Greg, vs OHIO (Sep 10, 2016)
Yards Passing	189	FERGUSON, Riley, at MEMPHIS (Sep 17 2016)
TD Passes	2	FERGUSON, Riley, at MEMPHIS (Sep 17 2016)
Long Pass	84	FERGUSON, Riley, at MEMPHIS (Sep 17 2016)
Receptions	5	MILLER, Anthony, at MEMPHIS (Sep 17 2016)
Yards Receiving	93	MILLER, Anthony, at MEMPHIS (Sep 17 2016)
TD Receptions	1	Aa. Parker, vs Rhode Island (Sep 03, 2016)
		MORGAN, Mason, vs OHIO (Sep 10, 2016)
		MILLER, Anthony, at MEMPHIS (Sep 17 2016)
		MAYHUE, Phil, at MEMPHIS (Sep 17 2016)
Long Reception	84	MILLER, Anthony, at MEMPHIS (Sep 17 2016)
Field Goals	5	ZERVOS, Louie, vs OHIO (Sep 10, 2016)
Long Field Goal	50	ELLIOTT, Jake, at MEMPHIS (Sep 17 2016)
Punts	9	Graybar, vs Rhode Island (Sep 03, 2016)
Punting Avg	51.3	SMITH, Spencer, at MEMPHIS (Sep 17 2016)
Long Punt	59	SMITH, Spencer, at MEMPHIS (Sep 17 2016)
Punts inside 20	3	FARKAS, Michael, vs OHIO (Sep 10, 2016)
		JACOBS, Nick, at MEMPHIS (Sep 17 2016)
Long Punt Return	31	WILLIAMS, John, at MEMPHIS (Sep 17 2016)
Long Kickoff Return	23	HARDY, Bo, vs OHIO (Sep 10, 2016)
Tackles	8	Hogan, vs Rhode Island (Sep 03, 2016)
		COOK, Jonathan, at MEMPHIS (Sep 17 2016)
		MORLEY, Chris, at MEMPHIS (Sep 17 2016)
		HALL, Austin, at MEMPHIS (Sep 17 2016)
Sacks	1	BASHAM, Tarell, vs OHIO (Sep 10, 2016)
		SUTTLES, Ernest, at MEMPHIS (Sep 17 2016)
Tackles For Loss	2	MOORE, Chad, vs OHIO (Sep 10, 2016)
		HALL, Austin, at MEMPHIS (Sep 17 2016)
Interceptions	1	Hogan, vs Rhode Island (Sep 03, 2016)
		WILLIAMS, Mayne, vs OHIO (Sep 10, 2016)
		WHITE, Shareef, at MEMPHIS (Sep 17 2016)
		WILSON, J., at MEMPHIS (Sep 17 2016)

OPPONENT TEAM

Rushes	57	vs OHIO (Sep 10, 2016)
Yards Rushing	329	vs OHIO (Sep 10, 2016)
Yards Per Rush	5.8	vs OHIO (Sep 10, 2016)
TD Rushes	2	vs OHIO (Sep 10, 2016)
		at MEMPHIS (Sep 17 2016)
Pass attempts	36	vs OHIO (Sep 10, 2016)
Pass completions	19	vs OHIO (Sep 10, 2016)
Yards Passing	189	at MEMPHIS (Sep 17 2016)
Yards Per Pass	7.6	at MEMPHIS (Sep 17 2016)
TD Passes	2	at MEMPHIS (Sep 17 2016)
Total Plays	93	vs OHIO (Sep 10, 2016)
Total Offense	496	vs OHIO (Sep 10, 2016)
Yards Per Play	5.5	at MEMPHIS (Sep 17 2016)
Points	43	at MEMPHIS (Sep 17 2016)
Sacks By	1	vs OHIO (Sep 10, 2016)
		at MEMPHIS (Sep 17 2016)
First Downs	27	vs OHIO (Sep 10, 2016)
Penalties	8	at MEMPHIS (Sep 17 2016)
Penalty Yards	89	at MEMPHIS (Sep 17 2016)
Turnovers	3	vs Rhode Island (Sep 03, 2016)
Interceptions By	2	at MEMPHIS (Sep 17 2016)
Punts	9	vs Rhode Island (Sep 03, 2016)
Punting Avg	43.5	at MEMPHIS (Sep 17 2016)
Long Punt	59	at MEMPHIS (Sep 17 2016)
Punts inside 20	5	at MEMPHIS (Sep 17 2016)
Long Punt Return	31	at MEMPHIS (Sep 17 2016)



S

GREG ALLEN

HT: 5-11 WT: 215 YR: Sr.
HOMETOWN: Houston, Texas
HS: Allief Taylor

22

ALLEN'S CAREER STATS

TACKLES	G-S	UA	A	Total	TFL	Yds	PD	FF	FR	Blkd
2013	8-0	2	0	2	0.0	0	0	0	0	0
2014	12-3	13	4	17	2.0	7	1	0	0	0
2015	5-2	10	2	12	0.0	0	2	0	0	0
2016	2-0	1	0	1	0.0	0	0	0	0	0
TOTAL	27-5	26	6	32	2.0	7	3	0	0	0

INT	G	No.	Yds	TD	Lg	Avg/R	Avg/G
2013	8-0	0	0	0	0	0.0	0.0
2014	12-3	0	0	0	0	0.0	0.0
2015	5-2	2	13	0	13	6.5	2.6
2016	2-0	0	0	0	0	0.0	0.0
TOTAL	27-5	2	13	0	13	6.5	0.5

SACKS	G	UA	A	Total	Yds
2013	8-0	0	0	0.0	0
2014	12-3	1	0	1.0	1
2015	5-2	0	0	0.0	0
2016	2-0	0	0	0.0	0
TOTAL	27-5	1	0	1.0	1

ALLEN'S CAREER HIGHS

Tackles: 6, (2x), MR vs. West Virginia (2015)
Interceptions: 1, (2x), MR at Iowa State (2015)
Sacks: 1.0, vs. TCU (2014)
Tackles for Loss: 1, (2x), MR vs. TCU (2014)
Pass Breakups: 1, vs. Texas (2014)
Quarterback Hurries: 1, vs. Iowa State (2014)

ALLEN'S SEASON HIGHS

Tackles: 1, vs. Rhode Island



DE

DORANCE ARMSTRONG JR.

HT: 6-4 WT: 246 YR: So.
HOMETOWN: Houston, Texas
HS: North Shore

2

ARMSTRONG'S CAREER STATS

TACKLES	G-S	UA	A	Total	TFL	Yds	PD	FF	FR	Blkd
2015	12-5	16	7	23	5.0	15	4	0	0	0
2016	3-3	6	0	6	4.0	21	0	0	1	0
TOTAL	15-8	22	7	29	9.0	36	4	0	1	0

SACKS	G-S	UA	A	Total	Yds
2015	12-5	3	1	3.5	13
2016	3-3	2	0	2.0	14
TOTAL	15-8	5	1	5.5	27

ARMSTRONG'S CAREER HIGHS

Tackles: 6, vs. Oklahoma (2015)
Sacks: 2.0, (2x), MR at Memphis (2016)
Tackles for Loss: 3.0, at Memphis (2016)
Quarterback Hurries: 1, (2x), MR at Memphis (2016)
Fumbles Recovered: 1, vs. Rhode Island (2016)
Pass Breakups: 3, at Texas (2015)

ARMSTRONG'S SEASON HIGHS

Tackles: 3, vs. Memphis
Tackles for Loss: 3.0, vs. Memphis
Quarterback Hurries: 1, at Memphis
Fumbles Recovered: 1, vs. Rhode Island



LB

COURTNEY ARNICK

HT: 6-2 WT: 215 YR: Sr.
HOMETOWN: Dallas, Texas
HS: Carter

28

ARNICK'S CAREER STATS

TACKLES	G-S	UA	A	Total	TFL	Yds	PD	FF	FR	Blkd
2013	12-6	26	25	51	3.5	7	1	1	0	0
2014	12-5	34	11	45	4.0	10	2	0	0	0
2015	11-3	20	9	29	1.0	3	1	1	0	0
2016	3-0	6	2	8	1.0	5	1	0	0	0
TOTAL	38-14	86	47	133	9.5	25	5	2	0	0

SACKS	G-S	UA	A	Total	Yds
2013	12-6	0	0	0.0	0
2014	12-5	1	0	1.0	6
2015	11-3	0	0	0.0	0
2016	3-0	1	0	1.0	5
TOTAL	38-14	2	0	2.0	11

INT	G	No.	Yds	TD	Lg	Avg/R	Avg/G
2013	12-6	0	0	0	0	0.0	0.0
2014	12-5	0	0	0	0	0.0	0.0
2015	11-3	1	26	0	26	26.0	2.4
2016	3-0	0	0	0	0	0.0	0.0
TOTAL	38-14	1	26	0	26	26.0	0.7

ARNICK'S CAREER HIGHS

Tackles: 10, at Oklahoma (2014)
Sacks: 1.0, (2x), MR vs. Rhode Island (2016)
Tackles for Loss: 1.0, (8x), MR vs. Rhode Island (2016)
Forced Fumbles: 1, vs. Texas Tech (2013)
Interceptions: 1, at Rutgers (2015)
Pass Breakups: 2, vs. Iowa State (2014)
Quarterback Hurries: 1, (4x), MR at Oklahoma State (2015)

ARNICK'S SEASON HIGHS

Tackles: 4, (2x), MR at Memphis
Sacks: 1.0, vs. Rhode Island
Tackles for Loss: 1.0, vs. Rhode Island
Pass Breakups: 1, vs. Rhode Island



WR

SHAKIEM BARBEL

HT: 6-3 WT: 203 YR: Sr.
HOMETOWN: Fresno, Calif.
PS: Fresno City College

82

BARBEL'S CAREER STATS

REC	G-S	REC	YDS	TD	LG	REC/G	AVG/C	AVG/G
2014	1-0	0	0	0	0	0.0	0.0	0.0
2015	12-2	15	130	1	24	1.2	8.7	10.8
2016	2-0	3	21	0	12	1.5	7.0	10.5
TOTAL	15-2	18	151	1	24	1.2	8.4	10.1


TACKLES	G	UA	A	Total	TFL	Yds	PD	FF	FR	Blkd
2014	1-0	0	0	0	0.0	0	0	0	0	0
2015	12-2	0	0	0	0.0	0	0	0	0	0
2016	2-0	1	0	1	0.0	0	0	0	0	0
TOTAL	15-2	1	0	1	0.0	0	0	0	0	0

BARBEL'S CAREER HIGHS

Receptions: 3, (3x), MR at Texas (2015)
Receiving Yards: 43, vs. Oklahoma (2015)
Longest Reception: 24, vs. Oklahoma (2015)
Touchdown Receptions: 1, at Texas (2015)
Fumble Recoveries: 1, at Texas (2015)
Tackles: 1, vs. Rhode Island (2016)

BARBEL'S SEASON HIGHS

Receptions: 2, vs. Rhode Island
Receiving Yards: 17, vs. Rhode Island
Longest Reception: 12, vs. Rhode Island
Tackles: 1, vs. Rhode Island



S

BAZIE BATES IV
 HT: 6-1 WT: 197 YR: Sr.
 HOMETOWN: Allen, Texas
 PS: Trinity Valley CC

24

BATES' CAREER STATS

TACKLES	G-S	UA	A	Total	TFL	Yds	PD	FF	FR	Blkd
2015	11-4	20	6	26	1.0	3	2	0	0	0
2016	3-3	16	2	18	1.0	1	3	0	0	0
TOTAL	14-7	36	8	44	2.0	4	5	0	0	0

INT	G	No.	Yds	TD	Lg	Avg/R	Avg/G
2015	11-4	1	0	0	0	0.0	0.0
2016	3-3	1	0	0	0	0.0	0.0
TOTAL	14-7	2	0	0	0	0.0	0.0

BATES' CAREER HIGHS

Tackles: 11, vs. Ohio (2016)
Tackles for Loss: 1.0, (2x), MR vs. Rhode Island (2016)
Interceptions: 1, (2x), MR vs. Rhode Island (2016)
Pass Breakups: 1, (4x), MR vs. Ohio (2016)

BATES' SEASON HIGHS

Tackles: 11, vs. Ohio
Tackles for Loss: 1.0 vs. Rhode Island
Interceptions: 1, vs. Rhode Island
Pass Breakups: 1, (2x), MR vs. Ohio



DE

ISAIAH BEAN
 HT: 6-4 WT: 210 YR: Fr.
 HOMETOWN: Houston, Texas
 HS: Summer Creek


19

BEAN'S CAREER STATS

TACKLES	G-S	UA	A	Total	TFL	Yds	PD	FF	FR	Blkd
2016	3-0	3	0	3	1.0	1	0	0	0	0
TOTAL	3-0	3	0	3	1.0	1	0	0	0	0

BEAN'S CAREER HIGHS

Tackles: 2, at Memphis (2016)
Tackles for Loss: 1.0, at Memphis (2016)



WR

JEREMIAH BOOKER
 HT: 6-2 WT: 195 YR: So.
 HOMETOWN: College Station, Texas
 HS: College Station

88

BOOKER'S CAREER STATS

REC	G-S	REC	YDS	TD	LG	REC/G	AVG/C	AVG/G
2015	8-6	23	228	0	27	2.9	9.9	28.5
2016	1-0	0	0	0	0	0.0	0.0	0.0
TOTAL	9-6	23	228	0	27	2.6	9.9	25.3

BOOKER'S CAREER HIGHS

Receptions: 7, vs. Texas Tech (2015)
Receiving Yards: 65, vs. Texas Tech (2015)
Longest Reception: 27, at Oklahoma State (2015)

BOOKER'S SEASON HIGHS



WR

KEEGAN BREWER
 HT: 5-11 WT: 177 YR: Fr.
 HOMETOWN: Corinth, Texas
 HS: Lake Dallas

17

BREWER'S CAREER STATS

REC	G-S	REC	YDS	TD	LG	REC/G	AVG/C	AVG/G
2016	3-0	5	41	0	17	1.7	8.2	13.7
TOTAL	3-0	5	41	0	17	1.7	8.2	13.7

BREWER'S CAREER HIGHS

Receptions: 4, at Memphis (2016)
Receiving Yards: 36, at Memphis (2016)
Longest Reception: 17, at Memphis (2016)



QB

MONTELL COZART

HT: 6-2 WT: 200 YR: R-Jr.

HOMETOWN: Kansas City, Mo.

HS: Bishop Miege

2

COZART'S CAREER STATS

PASS	G-S	ATT	CMP	INT	YDS	TD	LG	PCT	AVG/P	AVG/G	EFFC
2013	7-3	63	23	2	227	0	45	36.5	3.6	32.4	60.4
2014	7-5	128	64	7	701	5	67	50.0	5.5	100.1	98.0
2015	4-3	105	66	1	752	2	47	62.9	7.2	188.0	127.4
2016	3-3	71	48	3	484	5	74	67.6	6.8	161.3	139.7
TOTAL	21-14	367	201	13	2164	12	74	54.8	5.9	98.4	108.0

RUSH	G-S	ATT	YDS	TD	LG	AVG/C	AVG/G
2013	7-3	66	214	1	21	3.2	30.6
2014	7-5	52	63	0	24	1.2	9.0
2015	4-3	44	113	1	20	2.6	28.2
2016	3-3	11	38	0	10	3.5	12.7
TOTAL	21-14	174	428	2	24	2.5	19.5

REC	REC	YDS	TD	LG	REC/G	AVG/C	AVG/G
2014	1	5	0	5	0.1	5.0	0.7
TOTAL	1	5	0	5	0.0	5.0	0.2

TOTAL OFFENSE	G	Rush	Pass	Total	Avg/G
2013	7-3	214	227	441	63.0
2014	7-5	63	701	764	109.1
2015	4-3	113	752	865	216.2
2016	3-3	26	397	423	211.5
TOTAL	21-14	428	2164	2592	117.8

COZART'S CAREER HIGHS

Pass Attempts: 38, vs. SDSU (2015)
Completions: 25, vs. SDSU (2015)
Passing Yards: 291, vs. SDSU (2015)
Touchdown Passes: 3, (2x), MR vs. Rhode Island (2016)
Longest Completion: 74, vs. Ohio (2016)
Longest TD Pass: 74, vs. Ohio (2016)
Rushes: 19, vs. Texas (2014)
Rushing Yards: 94, vs. SDSU (2015)
Longest Rush: 24, at Duke (2014)
Rushing Touchdowns: 1, (2x), MR vs. Memphis (2015)
Receptions: 1, vs. Central Michigan (2014)
Receiving Yards: 5, vs. Central Michigan (2014)

COZART'S SEASON HIGHS

Attempts: 25, vs. Rhode Island
Completions: 18, vs. Rhode Island
Passing Yards: 199, vs. Rhode Island
Touchdown Passes: 3, vs. Rhode Island
Longest Completion: 74, vs. Ohio
Longest TD Pass: 74, vs. Ohio
Rushes: 4, vs. Rhode Island
Rushing Yards: 17, vs. Rhode Island
Longest Rush: 7, vs. Rhode Island



DT

JACKY DEZIR

HT: 6-1 WT: 290 YR: Jr.

HOMETOWN: Chicago, Ill.

PS: College of DuPage

54


DEZIR'S CAREER STATS

TACKLES	G-S	UA	A	Total	TFL	Yds	PD	FF	FR	Blkd
2015	9-0	4	3	7	0.0	0	0	0	0	0
TOTAL	9-0	4	3	7	0.0	0	0	0	0	0

DEZIR'S CAREER HIGHS

Tackles: 2, at Iowa State (2015)

DEZIR'S SEASON HIGHS



DT

DEEISAAC DAVIS

HT: 6-3 WT: 300 YR: Jr.

HOMETOWN: Wichita, Kan.

PS: Highland CC

99


DAVIS' CAREER STATS

TACKLES	G-S	UA	A	Total	TFL	Yds	PD	FF	FR	Blkd
2016	3-2	6	0	6	1.0	5	0	0	0	0
TOTAL	3-2	5	0	5	0.0	0	0	0	0	0

SACKS	G-S	UA	A	Total	Yds
2016	3-2	1	0	1.0	5
TOTAL	3-2	1	0	1.0	5

DAVIS' CAREER HIGHS

Tackles: 3, vs. Ohio (2016)
Tackles for Loss: 1.0, at Memphis (2016)
Sacks: 1.0, at Memphis (2016)



LB

JOE DINEEN JR.

HT: 6-2 WT: 225 YR: Jr.

HOMETOWN: Lawrence, Kan.

HS: Free State

29

DINEEN'S CAREER STATS

TACKLES	G-S	UA	A	Total	TFL	Yds	PD	FF	FR	Blkd
2014	11-0	4	1	5	0.0	0	0	0	0	0
2015	12-9	66	20	86	6.5	17	1	0	0	0
2016	3-3	10	6	16	3.0	6	1	0	0	0
TOTAL	26-12	80	27	107	9.5	23	2	0	0	0

SACKS	G	UA	A	Total	Yds
2014	11-0	0	0	0.0	0
2015	12-9	3	0	3.0	13
2016	3-3	0	0	0.0	0
TOTAL	26-12	3	0	3.0	13

RUSHING	G-S	Att	Yds	TD	Lg	Avg/C	Avg/G
2014	11-0	14	45	0	7	3.2	4.1
TOTAL	26-12	14	45	0	7	3.2	1.7

PASSING	G-S	Att	Cmp	Int	Yds	TD	Lg	Pct	Avg/P	Avg/G	Effic
2014	11-0	1	1	0	5	0	5	100.0	5.0	0.5	142.0
TOTAL	26-12	1	1	0	5	0	5	100.0	5.0	0.2	142.0

DINEEN'S CAREER HIGHS

Tackles: 16, vs. West Virginia (2015)
Tackles for Loss: 2.5, vs. Texas Tech (2015)
Sacks: 1.0, (3x), MR at TCU (2015)
Pass Breakups: 1, (2x), MR vs. Rhode Island (2016)
Quarterback Hurries: 1, (4x), MR vs. Ohio (2016)
Rushes: 6, at Duke (2014)
Rushing Yards: 28, at Duke (2014)
Longest Rush: 7, at Duke (2014)
Passing Attempts: 1, vs. Central Michigan (2014)
Passing Completions: 1, vs. Central Michigan (2014)
Passing Yards: 5, vs. Central Michigan (2014)

DINEEN'S SEASON HIGHS

Tackles: 10, vs. Ohio
Tackles for Loss: 2.0, vs. Ohio
Pass Breakups: 1, vs. Rhode Island
Quarterback Hurries: 1, vs. Ohio



LB

KENDALL DUCKWORTH

HT: 6-1 WT: 210 YR: So.

HOMETOWN: Naples, Fla.

HS: Lely

41

DUCKWORTH'S CAREER STATS


TACKLES	G-S	UA	A	Total	TFL	Yds	PD	FF	FR	Blkd
2015	7-0	1	2	3	1.0	1	0	0	0	0
2016	3-0	1	0	1	0.0	0	0	0	0	0
TOTAL	10-0	2	2	4	1.0	1	0	0	0	0

DUCKWORTH'S CAREER HIGHS

Tackles: 2, at Texas (2015)
Tackles for Loss: 1.0, at Texas (2015)

DUCKWORTH'S SEASON HIGHS

Tackles: 1, vs. Rhode Island



DE

JOSH EHAMBE

HT: 6-3 WT: 247 YR: So.

HOMETOWN: Arlington, Texas

HS: Prime Prep Academy


17

EHAMBE'S CAREER STATS

TACKLES	G-S	UA	A	Total	TFL	Yds	PD	FF	FR	Blkd
2015	5-0	0	0	0	0.0	0	0	0	0	0
2016	2-0	2	0	2	0.0	0	0	0	0	0
TOTAL	7-0	2	0	2	0.0	0	0	0	0	0

EHAMBE'S CAREER HIGHS

Tackles: 2, at Memphis (2016)



RB

DENZELL EVANS

HT: 5-11 WT: 215 YR: Jr.

HOMETOWN: Houston, Texas

PS: Arkansas

23

EVANS' CAREER STATS


RUSH	G-S	ATT	YDS	TD	LG	AVG/C	AVG/G
2014	9-0	7	36	0	12	5.1	4.0
2015	6-0	6	48	0	31	8.0	8.0
2016	3-0	12	26	0	7	2.2	8.7
TOTAL	18-0	25	110	0	31	4.4	6.1

EVANS' CAREER HIGHS

Rushes: 9, vs. Rhode Island (2016)
Rushing Yards: 48, vs. UT-Martin (2015)
Longest Rush: 31, vs. UT-Martin (2015)

EVANS' SEASON HIGHS

Rushes: 9, vs. Rhode Island
Rushing Yards: 24, vs. Rhode Island
Longest Rush: 7, vs. Rhode Island



QB

DEONDRE FORD

HT: 6-1 WT: 200 YR: R-Jr.

HOMETOWN: Waco, Texas

PS: Dodge City CC

15

FORD'S CAREER STATS

PASS	G-S	ATT	CMP	INT	YDS	TD	LG	PCT	AVG/P	AVG/G	EFFC
2015	2-1	23	11	1	132	0	33	47.8	5.7	66.0	87.3
TOTAL	2-1	23	11	1	132	0	33	47.8	5.7	66.0	87.3

RUSH	G-S	ATT	YDS	TD	LG	AVG/C	AVG/G
2015	2-1	5	-3	0	5	-0.6	-1.5
TOTAL	2-1	5	-3	0	5	-0.6	-1.5

TOTAL OFFENSE	G	Rush	Pass	Total	Avg/G
2015	2-1	-3	132	129	64.5
TOTAL	2-1	-3	132	129	64.5

FORD'S CAREER HIGHS

Pass Attempts: 13, at Rutgers (2015)
Completions: 6, at Rutgers (2015)
Passing Yards: 85, at Rutgers (2015)
Longest Completion: 33, at Rutgers (2015)
Rushes: 3, vs. Memphis (2015)
Rushing Yards: -1, vs. Memphis (2015)
Longest Rush: 5, vs. Memphis (2015)

FORD'S SEASON HIGHS



WR

LAQUIONTE GONZALEZ

HT: 5-10

WT: 176

YR: Jr.

HOMETOWN: Cedar Hill, Texas

PS: Texas A&M

1

GONZALEZ'S CAREER STATS (AT TEXAS A&M 2013-14)

REC	G	Rec	Yds	TD	Lg	Rec/G	Avg/C	Avg/G
2013	13-1	21	240	1	57	1.6	11.4	18.5
2014	9-1	5	77	1	33	0.6	15.4	8.6
2016	3-3	18	167	1	27	6.0	9.3	55.7
TOTAL	25-5	44	484	3	57	1.7	11.0	19.3

RUSHING	G	Att	Yds	TD	Lg	Avg/C	Avg/G
2016	3-3	2	-2	0	1	-1.0	-0.7
TOTAL	25-5	2	-2	0	1	-1.0	0.08

PUNT RETURNS	No.	Yds	TD	Lg	Avg/R	Avg/G
2013	1	-13	0	0	-13.0	-1.0
2014	2	32	0	28	16.0	3.6
2016	3	-2	0	17	-0.7	-0.7
TOTAL	6	17	0	28	2.8	0.7


KICK RETURNS	No.	Yds	TD	Lg	Avg/R	Avg/G
2013	8	164	0	40	20.5	12.6
2014	3	63	0	24	21.0	7.0
2016	9	253	1	99	28.1	84.3
TOTAL	20	480	1	99	24.0	19.2

GONZALEZ'S CAREER HIGHS

Receptions: 7, vs. Rhode Island (2016)
Receiving yards: 78, vs. Rhode Island (2016)
Receiving TDs: 1, (3x), MR vs. Rhode Island (2016)
Long reception: 57, vs. UTEP (2013)
Long receiving TD: 33, vs. Lamar (2014)
Punt Returns: 2, (2x), MR vs. Ohio (2016)
Punt Return Yards: 32, vs. SMU (2014)
Long Punt Return: 28, vs. SMU (2014)
Kick Returns: 6, vs. Ohio (2016)
Kick Return Yards: 201, vs. Ohio (2016)
Kick Return TD: 1, vs. Ohio
Long Kick Return: 99, vs. Ohio (2016)

GONZALEZ'S SEASON HIGHS

Receptions: 7, vs. Rhode Island
Receiving yards: 78, vs. Rhode Island
Receiving TDs: 1, vs. Rhode Island
Long reception: 27, vs. Ohio
Long receiving TD: 18, vs. Rhode Island
Punt Returns: 2, vs. Ohio
Punt Return Yards: 17, vs. Rhode Island
Long Punt Return: 17, vs. Rhode Island
Kick Returns: 6, vs. Ohio
Kick Return Yards: 201, vs. Ohio
Kick Return TD: 1, vs. Ohio
Long Kick Return: 99, vs. Ohio



CB

CHEVY GRAHAM

HT: 5-9

WT: 195

YR: Sr.

HOMETOWN: Uniondale, N.Y.

HS: Easton Area

14

GRAHAM'S CAREER STATS

TACKLES	G-S	UA	A	Total	TFL	Yds	PD	FF	FR	Blkd
2014	4-0	--	--	--	--	--	--	--	--	--
2015	11-2	22	6	28	2.5	20	0	0	0	0
2016	3-0	3	2	5	0.5	3	1	0	1	0
TOTAL	18-2	25	8	33	3.0	23	1	0	1	0

SACKS	G	UA	A	Total	Yds
2014	4-0	0	0	0.0	0
2015	11-2	2	0	2.0	19
2016	3-0	0	0	0.0	0
TOTAL	18-2	2	0	2.0	19

GRAHAM'S CAREER HIGHS

Tackles: 8, (2x), MR vs. Baylor (2015)
Sacks: 1.0, (2x), MR vs. Oklahoma (2015)
Tackles for Loss: 1.0, (2x), MR vs. Oklahoma (2015)
Quarterback Hurries: 1, at Oklahoma State (2015)
Pass Breakups: 1, (2x), MR vs. Ohio (2016)
Fumbles Recovered: 1, vs. Rhode Island (2016)

GRAHAM'S SEASON HIGHS

Tackles: 3, at Memphis
Pass Breakups: 1, (2x), MR vs. Ohio
Tackles for Loss: 0.5, vs. Ohio
Fumbles Recovered: 1, vs. Rhode Island



LB

HUDSON HALL

HT: 6-2

WT: 220

YR: So.

HOMETOWN: Austin, Texas

HS: Westlake

49


HALL'S CAREER STATS

TACKLES	G	UA	A	Total	TFL	Yds	PD	FF	FR	Blkd
2015	7-0	0	1	1	0.0	0	0	0	0	0
TOTAL	7-0	0	1	1	0.0	0	0	0	0	0

HALL'S CAREER HIGHS

Tackles: 1, at Oklahoma State (2015)

HALL'S SEASON HIGHS



WR

CHASE HARRELL

HT: 6-4

WT: 213

YR: R-Fr.

HOMETOWN: Huffman, Texas

HS: Hargrave

3

HARRELL'S CAREER STATS

REC	G-S	REC	YDS	TD	LG	REC/G	AVG/C	AVG/G
2016	3-0	2	51	1	38	0.7	25.5	17.0
TOTAL	3-0	2	51	1	38	0.7	25.5	17.0

HARRELL'S CAREER HIGHS

Receptions: 2, vs. Rhode Island
Receiving Yards: 51, vs. Rhode Island
Longest Reception: 38, vs. Rhode Island
Touchdown Receptions: 1, vs. Rhode Island
Long Touchdown Reception: 13, vs. Rhode Island



WR

BOBBY HARTZOG JR.

HT: 5-11 WT: 195 YR: Jr.

HOMETOWN: Houston, Texas

HS: Westside

5

HARTZOG'S CAREER STATS

REC	G-S	REC	YDS	TD	LG	REC/G	AVG/C	AVG/G
2014	9-0	0	0	0	0	0.0	0.0	0.0
2015	8-2	10	139	1	36	1.2	13.9	17.4
2016	3-3	8	55	0	28	2.7	6.9	18.3
TOTAL	20-5	18	194	1	36	0.9	10.8	9.7

KICK RETURNS	No.	Yds	TD	Lg	Avg/R	Avg/G
2014	2	33	0	19	16.5	3.7
2015	0	0	0	0	0.0	0.0
2016	0	0	0	0	0.0	0.0
TOTAL	2	33	0	19	16.5	1.6

HARTZOG'S CAREER HIGHS

Receptions: 3, (4x), MR at Memphis (2016)
Receiving Yards: 41, at TCU (2015)
Touchdown Receptions: 1, vs. K-State (2015)
Longest TD Reception: 26, vs. K-State (2015)
Long Reception: 36, at TCU (2015)
Kickoff Returns: 2, at Duke (2014)
Kickoff Return Yards: 33, at Duke (2014)
Longest Kickoff Return: 19, at Duke (2014)

HARTZOG'S SEASON HIGHS

Receptions: 3, (2x), MR at Memphis
Receiving Yards: 34, vs. Rhode Island
Long Reception: 28, vs. Rhode Island



RB

KHALIL HERBERT

HT: 5-9 WT: 195 YR: Fr.

HOMETOWN: Coral Springs, Fla.

HS: American Heritage

10


HERBERT'S CAREER STATS

RUSH	G-S	ATT	YDS	TD	LG	AVG/C	AVG/G
2016	3-1	12	91	1	66	7.6	30.3
TOTAL	3-1	12	91	1	66	7.6	30.3

REC	G-S	REC	YDS	TD	LG	REC/G	AVG/C	AVG/G
2016	3-1	3	37	0	35	1.0	12.3	12.3
TOTAL	3-1	3	37	0	35	1.0	12.3	12.3

HERBERT'S CAREER HIGHS

Rushes: 6, at Memphis (2016)
Rushing Yards: 74, at Memphis (2016)
Rushing Touchdowns: 1, at Memphis (2016)
Longest Rush TD: 66, at Memphis (2016)
Longest Rush: 66, at Memphis (2016)
Receptions: 2, at Memphis (2016)
Receiving Yards: 35, at Memphis (2016)
Longest Reception: 35, at Memphis (2016)



DT

ISI HOLANI

HT: 6-3 WT: 325 YR: Jr.

HOMETOWN: Kaumana, Hawaii

PS: Hilo HS // Riverside City College

6


HOLANI'S CAREER STATS

TACKLES	G-S	UA	A	Total	TFL	Yds	PD	FF	FR	Blkd
2016	3-1	1	1	2	0.0	0	0	0	0	0
TOTAL	3-1	1	1	2	0.0	0	0	0	0	0

SACKS	G-S	UA	A	Total	Yds
2016	3-1	--	--	--	--
TOTAL	3-1	--	--	--	--

HOLANI'S CAREER HIGHS

Tackles: 1, (2x), MR at Memphis (2016)



TE

BEN JOHNSON

HT: 6-5 WT: 245 YR: Jr.

HOMETOWN: Basehor, Kan.

HS: Basehor Linwood

84

JOHNSON'S CAREER STATS

RECEIVING	G-S	Rec	Yds	TD	Lg	Rec/G	AVG/C	AVG/G
2014	12-0	8	80	0	17	0.7	10.0	6.7
2015	12-9	13	115	0	30	1.1	8.8	9.6
2016	3-0	3	21	1	16	1.0	7.0	7.0
TOTAL	27-9	24	216	1	30	0.9	9.0	8.0

JOHNSON'S CAREER HIGHS

Receptions: 3, vs. SDSU (2015)
Receiving Yards: 30, at TCU (2015)
Touchdown Receptions: 1, vs. Rhode Island (2016)
Longest TD Reception: 2, vs. Rhode Island (2016)
Longest Reception: 30, at TCU (2015)
Tackles: 1, vs. SEMO (2014)

JOHNSON'S SEASON HIGHS

Receptions: 1, (3x), MR at Memphis
Receiving Yards: 16, vs. Ohio
Touchdown Receptions: 1, vs. Rhode Island
Longest TD Reception: 2, vs. Rhode Island
Longest Reception: 3, at Memphis



RB

KE'AUN KINNER

HT: 5-9 WT: 191 YR: Sr.
HOMETOWN: Little Elm, Texas
PS: Navarro JC

22

KINNER'S CAREER STATS

RUSH	G-S	ATT	YDS	TD	LG	AVG/C	AVG/G
2015	12-5	134	566	5	43	4.2	47.2
2016	3-2	24	134	1	20	5.6	44.7
TOTAL	15-7	158	700	6	43	4.4	46.7


RECEIVING	G	Rec	Yds	TD	Lg	Rec/G	AVG/C	AVG/G
2015	12-5	16	147	0	28	1.3	9.2	12.2
2016	3-2	5	58	0	20	1.7	11.6	19.3
TOTAL	15-7	21	205	0	28	1.4	9.8	13.7

KINNER'S CAREER HIGHS

Rushes: 27, vs. SDSU (2015)
Rushing Yards: 157, vs. SDSU (2015)
Longest Rush: 43, at TCU (2015)
Rushing Touchdowns: 2, (2x), MR at Rutgers (2015)
Receptions: 4, vs. Texas Tech (2015)
Receiving Yards: 49, at Rutgers (2015)
Longest Reception: 28, at Texas (2015)

KINNER'S SEASON HIGHS

Rushes: 12, at Memphis
Rushing Yards: 69, vs. Rhode Island
Longest Rush: 20, vs. Rhode Island
Rushing Touchdowns: 1, vs. Rhode Island
Receptions: 2, (2x), MR at Memphis
Receiving Yards: 30, at Memphis
Longest Reception: 20, at Memphis



S

MIKE LEE

HT: 5-11 WT: 176 YR: Fr.
HOMETOWN: New Orleans, La.
HS: Landry Walker


11

LEE'S CAREER STATS

TACKLES	G-S	UA	A	Total	TFL	Yds	PD	FF	FR	Blkd
2015	2-0	4	0	4	0.0	0	0	0	0	0
TOTAL	2-0	4	0	4	0.0	0	0	0	0	0

LEE'S CAREER HIGHS

Tackles: 4, at Memphis (2016)



LB

KEITH LONEKER JR.

HT: 6-2 WT: 221 YR: So.
HOMETOWN: Lawrence, Kan.
PS: Baker

33

LONEKER'S CAREER STATS

TACKLES	G-S	UA	A	Total	TFL	Yds	PD	FF	FR	Blkd
2016	3-0	1	1	2	0.0	0	1	0	0	0
TOTAL	3-0	1	1	2	0.0	0	1	0	0	0

SACKS	G-S	UA	A	Total	Yds
2016	3-0	0	0	0	0
TOTAL	3-0	0	0	0	0

LONEKER'S CAREER HIGHS

Tackles: 2, vs. Rhode Island (2016)
Pass Breakups: 1, vs. Rhode Island (2016)



RB

TAYLOR MARTIN

HT: 5-10 WT: 200 YR: So.
HOMETOWN: Fort Worth, Texas
HS: Dunbar

24

MARTIN'S CAREER STATS


RUSH	G-S	ATT	YDS	TD	LG	AVG/C	AVG/G
2015	7-0	16	42	0	6	2.6	6.0
2016	1-0	6	33	1	12	5.5	33.0
TOTAL	8-0	22	75	1	12	3.4	9.4

MARTIN'S CAREER HIGHS

Rushes: 8, vs. Baylor (2015)
Rushing Yards: 33, vs. Rhode Island (2016)
Longest Rush: 12, vs. Rhode Island (2016)
Rushing Touchdowns: 1, vs. Rhode Island (2016)
Longest Rush TD: 1, vs. Rhode Island (2016)

MARTIN'S SEASON HIGHS

Rushes: 6, vs. Rhode Island
Rushing Yards: 33, vs. Rhode Island
Longest Rush: 12, vs. Rhode Island
Rushing Touchdowns: 1, vs. Rhode Island
Longest Rush TD: 1, vs. Rhode Island



CB

KYLE MAYBERRY

HT: 5-10 WT: 175 YR: Fr.

HOMETOWN: Tulsa, Okla.

HS: Booker T. Washington

16

MAYBERRY'S CAREER STATS

TACKLES	G-S	UA	A	Total	TFL	Yds	PD	FF	FR	Blkd
2016	3-0	1	0	1	0.0	0	1	0	0	0
TOTAL	3-0	1	0	1	0.0	0	1	0	0	0

MAYBERRY'S CAREER HIGHS

Tackles: 1, at Memphis (2016)
Pass Breakups: 1, vs. Rhode Island (2016)



S

TYRONE MILLER JR.

HT: 6-0 WT: 182 YR: So.

HOMETOWN: Ann Arbor, Mich.

HS: Saline

1

MILLER'S CAREER STATS


TACKLES	G-S	UA	A	Total	TFL	Yds	PD	FF	FR	Blkd
2015	12-8	42	14	56	2.0	5	2	2	1	0
2016	3-0	5	2	7	1.0	2	0	0	0	0
TOTAL	15-8	47	16	63	3.0	7	2	2	1	0

MILLER'S CAREER HIGHS

Tackles: 11, at Rutgers (2015)
Tackles for Loss: 1.0, (3x), MR vs. Rhode Island (2016)
Pass Breakups: 2, vs. SDSU (2015)
Forced Fumbles: 1, (2x), MR vs. Oklahoma (2015)
Fumble Recoveries: 1, at Rutgers (2015)

MILLER'S SEASON HIGHS

Tackles: 3, vs. Ohio
Tackles for Loss: 1.0, vs. Rhode Island



WR

EMMANUEL MOORE

HT: 6-0 WT: 190 YR: So.

HOMETOWN: Haslet, Texas

HS: Northwest

20

MOORE'S CAREER STATS

REC	G-S	REC	YDS	TD	LG	REC/G	AVG/C	AVG/G
2015	8-0	3	13	0	9	0.4	4.3	1.6
2016	3-0	0	0	0	0	0.0	0.0	0.0
TOTAL	11-0	3	13	0	9	0.3	4.3	1.2


TACKLES	G-S	UA	A	Total	TFL	Yds	PD	FF	FR	Blkd
2015	8-0	0	0	0	0.0	0	0	0	0	0
2016	3-0	4	0	4	1.0	16	0	0	0	0
TOTAL	11-0	4	0	4	1.0	16	0	0	0	0

MOORE'S CAREER HIGHS

Receptions: 2, vs. Baylor (2015)
Receiving Yards: 14, vs. Baylor (2015)
Longest Reception: 9, vs. Baylor (2015)
Tackles: 2, vs. Rhode Island (2016)
Tackles for Loss: 1.0, at Memphis (2016)

MOORE'S SEASON HIGHS

Tackles: 2, vs. Rhode Island
Tackles for Loss: 1.0, at Memphis



P

COLE MOOS

HT: 5-11 WT: 185 YR: Jr.

HOMETOWN: Broken Arrow, Okla.

PS: NE Okla. A&M

36

MOOS' CAREER STATS

PUNTING	No.	Yards	Lg	Avg
2016	16	637	56	39.8
TOTAL	16	637	56	39.8

MOOS' CAREER HIGHS

Punts: 7, at Memphis (2016)
Punt Yards: 322, at Memphis (2016)
Long Punt: 56, at Memphis (2016)
Punt Inside 20: 2, vs. Ohio (2016)



DE
DAMANI MOSBY
HT: 6-3 WT: 258 YR: Sr.
HOMETOWN: Atlanta, Ga.
PS: Mesa CC
13

MOSBY'S CAREER STATS

TACKLES	G-S	UA	A	Total	TFL	Yds	PD	FF	FR	Blkd
2015	10-3	9	5	14	2.5	20	0	0	1	0
2016	3-1	4	3	7	1.5	13	0	2	0	0
TOTAL	13-4	13	8	21	4.0	33	0	2	1	0

SACKS	G	UA	A	Total	Yds
2015	10-3	1	1	1.5	6
2016	3-1	1	0	1.0	11
TOTAL	13-4	2	1	2.5	17

MOSBY'S CAREER HIGHS

Tackles: 6, at TCU (2015)
Tackles for Loss: 1.0, (3x), MR at Memphis (2016)
Sacks: 1.0, (2x), MR at Memphis (2016)
Forced Fumbles: 1, vs. Rhode Island (2016)
Fumble Recoveries: 1, vs. Memphis (2015)

MOSBY'S SEASON HIGHS

Tackles: 3, vs. Ohio
Tackles for Loss: 1.0, at Memphis
Sacks: 1.0, at Memphis
Forced Fumbles: 1, vs. Rhode Island



CB
DERRICK NEAL
HT: 5-10 WT: 170 YR: Jr.
HOMETOWN: Dallas, Texas
HS: Lincoln
7

NEAL'S CAREER STATS

RECEIVING	G	Rec	Yds	TD	Lg	Rec/G	Avg/C	Avg/G
2015	11-1	7	52	0	20	0.6	7.4	4.7
TOTAL	18-1	7	52	0	20	0.4	7.4	2.9

PUNT RETURNS	No.	Yds	TD	Lg	Avg/R	Avg/G
2014	4	10	0	6	2.5	2.5
2015	2	-2	0	10	-1.0	-0.2
2016	1	0	0	0	0.0	0.0
TOTAL	7	8	0	10	1.1	0.4

KICK RETURNS	No.	Yds	TD	Lg	Avg/R	Avg/G
2015	9	137	0	24	15.2	12.5
TOTAL	9	137	0	24	15.2	7.6

TACKLES	G-S	UA	A	Total	TFL	Yds	PD	FF	FR	Blkd
2014	4-0	1	0	1	0.0	0	0	0	0	0
2015	11-1	12	2	14	0.0	0	3	1	0	0
2016	3-0	3	0	3	0.0	0	0	0	0	0
TOTAL	18-1	19	2	21	0.0	0	3	1	0	0


INT	G	No.	Yds	TD	Lg	Avg/R	Avg/G
2014	4-0	0	0	0	0	0.0	0.0
2015	11-1	1	0	0	0	0.0	0.0
2016	3-0	0	0	0	0	0.0	0.0
TOTAL	18-1	1	0	0	0	0.0	0.0

NEAL'S CAREER HIGHS

Receptions: 4, vs. Baylor (2015)
Receiving Yards: 26, vs. Baylor (2015)
Long Reception: 20, vs. SDSU (2015)
Kick Returns: 6, at Iowa State (2015)
Kick Return Yards: 90, at Iowa State (2015)
Long Kick Return: 24, at Iowa State (2015)
Punt Returns: 2, (2x), MR at Texas Tech (2014)
Long Punt Return 10, vs. Baylor (2015)
Tackles: 5, vs. K-State (2015)
Interceptions: 1, vs. West Virginia (2015)
Pass Breakups: 2, vs. West Virginia (2015)
Forced Fumbles: 1, vs. Texas Tech (2015)

NEAL'S SEASON HIGHS

Tackles: 3, at Memphis
Punt Returns: 1, vs. Rhode Island
Punt Return Yards: 0, vs. Rhode Island



WR
AUSTIN MOSES
HT: 6-1 WT: 192 YR: Sr.
HOMETOWN: Overland Park, Kan.
PS: Highland CC
85

MOSES' CAREER STATS

REC	G-S	REC	YDS	TD	LG	REC/G	AVG/C	AVG/G
2015	4-0	1	11	0	11	0.2	11.0	2.8
2016	3-0	0	0	0	0	0.0	0.0	0.0
TOTAL	7-0	1	11	0	11	0.1	11.0	1.6

MOSES' CAREER HIGHS

Receptions: 1, at Texas (2015)
Receiving Yards: 11, at Texas (2015)
Longest Reception: 11, at Texas (2015)

MOSES' SEASON HIGHS



LB
OSAZE OGBEBOR
HT: 6-1 WT: 220 YR: So.
HOMETOWN: Lorton, Va.
HS: Heritage (Texas)
31

OGBEBOR'S CAREER STATS

TACKLES	G-S	UA	A	Total	TFL	Yds	PD	FF	FR	Blkd
2015	12-0	4	0	4	1.0	10	0	0	0	0
2016	2-1	7	1	8	0.0	0	0	0	0	0
TOTAL	14-1	11	1	12	1.0	10	0	0	0	0

SACKS	G	UA	A	Total	Yds
2015	12-0	1	0	1.0	10
2016	2-1	0	0	0.0	0
TOTAL	14-1	1	0	1.0	10

OGBEBOR'S CAREER HIGHS

Tackles: 4, (2x), MR at Memphis (2016)
Sacks: 1.0, at Oklahoma State (2015)
Tackles for Loss: 1.0, at Oklahoma State (2015)

OGBEBOR'S SEASON HIGHS

Tackles: 4, (2x), MR at Memphis



CB

MARNEZ OGLETREE

HT: 5-10 WT: 185 YR: Sr.

HOMETOWN: Fullerton, Calif.

PS: Fullerton College

10

OGLETREE'S CAREER STATS

TACKLES	G-S	UA	A	Total	TFL	Yds	PD	FF	FR	Blkd
2015	9-6	27	5	32	0.0	0	5	0	0	0
2016	3-3	8	1	9	1.0	1	4	0	0	0
TOTAL	12-9	35	6	41	1.0	1	9	0	0	0

OGLETREE'S CAREER HIGHS

Tackles: 6, (2x), MR at TCU (2015)
Tackles for Loss: 1.0, at Memphis (2016)
Pass Breakups: 2, at Memphis (2016)

OGLETREE'S SEASON HIGHS

Tackles: 5, at Memphis
Tackles for Loss: 1.0, at Memphis
Pass Breakups: 2, at Memphis



DE

ANTHONY OLOBIA

HT: 6-5 WT: 250 YR: Sr.

HOMETOWN: Renton, Wash.

PS: Arizona Western College

35

OLOBIA'S CAREER STATS

TACKLES	G-S	UA	A	Total	TFL	Yds	PD	FF	FR	Blkd
2015	12-4	11	12	23	4.0	10	0	0	0	0
2016	3-2	2	2	4	1.0	1	0	0	0	0
TOTAL	15-6	13	14	27	5.0	11	0	0	0	0

SACKS	G	UA	A	Total	Yds
2015	12-4	1	1	1.5	7
2016	3-2	0	0	0.0	0
TOTAL	15-6	1	1	1.5	7

OLOBIA'S CAREER HIGHS

Tackles: 5, at Iowa State (2015)
Tackles for Loss: 1.0, (4x), MR vs. Ohio (2016)
Sacks: 1.0, vs. Texas Tech (2015)
Quarterback Hurries: 1, vs. Texas Tech (2015)

OLOBIA'S SEASON HIGHS

Tackles: 2, vs. Ohio
Tackles for Loss: 1.0, vs. Ohio



WR

TYLER PATRICK

HT: 6-0 WT: 177 YR: So.

HOMETOWN: The Woodlands, Texas

HS: The Woodlands

4

PATRICK'S CAREER STATS

REC	G-S	REC	YDS	TD	LG	REC/G	AVG/C	AVG/G
2015	12-6	30	255	2	33	2.5	8.5	21.2
2016	3-3	11	63	1	20	3.7	5.7	21.0
TOTAL	15-9	41	318	3	33	2.7	7.8	21.2

PATRICK'S CAREER HIGHS

Receptions: 6, vs. Memphis (2015)
Receiving Yards: 70, at Rutgers (2015)
Longest Reception: 33, at Rutgers (2015)
Touchdown Receptions: 1, (3x), MR vs. Rhode Island (2015)
Longest TD Reception: 20, vs. Rhode Island (2016)

PATRICK'S SEASON HIGHS

Receptions: 5, vs. Rhode Island
Receiving Yards: 51, vs. Rhode Island
Longest Reception: 20, vs. Rhode Island
Touchdown Receptions: 1, vs. Rhode Island
Longest TD Reception: 20, vs. Rhode Island



QB

KEATON PERRY

HT: 5-10 WT: 194 YR: So.

HOMETOWN: Arlington, Texas

PS: TCU

8

PERRY'S CAREER STATS

PASS	G-S	ATT	CMP	INT	YDS	TD	LG	PCT	AVG/P	AVG/G	EFFIC
2015	2-0	6	2	1	20	1	19	33.3	3.3	10.0	83.0
2016	1-0	0	0	0	0	0	0	0.0	0.0	0.0	0.0
TOTAL	3-0	6	2	1	20	1	19	33.3	3.3	6.7	83.0


RUSH	G-S	ATT	YDS	TD	LG	AVG/C	AVG/G
2015	2-0	2	-5	0	7	-2.5	-2.5
2016	1-0	0	0	0	0	0.0	0.0
TOTAL	3-0	2	-5	0	7	-2.5	-2.5

TOTAL OFFENSE	G	Rush	Pass	Total	Avg/G
2015	2-0	-5	20	15	7.5
2016	1-0	0	0	0	0.0
TOTAL	3-0	-5	20	15	5.0

PERRY'S CAREER HIGHS

Completions: 2, at Texas (2015)
Attempts: 6, at Texas (2015)
Passing Yards: 20, at Texas (2015)
Longest Pass: 19, at Texas (2015)
Passing Touchdowns: 1, at Texas (2015)
Longest TD Pass: 19, at Texas (2015)
Rushes: 1, (2x), MR vs. K-State (2015)
Rushing Yards: 7, at Texas (2015)
Longest Rush: 7, at Texas (2015)

PERRY'S SEASON HIGHS



S

SHAQUILLE RICHMOND

HT: 6-0 WT: 197 YR: R-Fr.

HOMETOWN: Dallas, Texas

HS: Mansfield Timberview


4

RICHMOND'S CAREER STATS

TACKLES	G-S	UA	A	Total	TFL	Yds	PD	FF	FR	Blkd
2016	1-0	1	0	1	0.0	0	0	0	0	0
TOTAL	1-0	1	0	1	0.0	0	0	0	0	0

RICHMOND'S CAREER HIGHS

Tackles: 1, vs. Rhode Island (2016)



LB

MARQUIS ROBERTS

HT: 6-1 WT: 223 YR: Sr.

HOMETOWN: Marietta, Ga.

PS: South Carolina

5

ROBERTS' CAREER STATS

TACKLES	G-S	UA	A	TOT	TFL	YDS	PD	FF	FR	BLKD
*2013	13-9	31	17	48	3.5	11	2	1	0	0
*2014	13-6	15	16	31	1.5	1	2	0	0	0
2015	12-11	52	19	71	3.5	8	2	0	2	0
2016	2-2	13	2	15	4.0	14	2	0	0	0
TOTAL	40-28	111	54	165	12.5	34	8	1	2	0

SACKS

	G	UA	A	Total	Yds
*2013	13-9	1	0	1.0	6
*2014	13-6	0	0	0.0	0
2015	12-11	1	0	1.0	1
2016	2-2	1	0	1.0	6
TOTAL	40-28	3	0	3.0	13

INT

	G	No.	Yds	TD	Lg	Avg/R	Avg/G
*2013-14	26-15	--	--	--	--	--	--
2015	12-11	1	83	1	83	83.0	6.9
2016	2-2	--	--	--	--	--	--
TOTAL	40-28	1	83	1	83	83.0	5.9

ROBERTS' CAREER HIGHS

Tackles: 12, at TCU (2015)
Tackles for Loss: 2.0, (3x), MR at Memphis (2016)
Sacks: 1.0, (3x), MR at Memphis (2016)
Interceptions: 1, at Iowa State (2015)
Interception Return TD: 1, at Iowa State (2015)
Pass Breakups: 1, (8x), MR at Memphis (2016)
***Quarterback Hurries:** 1, (2x), MR vs. Missouri (2014)
Fumble Recoveries: 1, (2x), MR at Texas (2015)

ROBERTS' SEASON HIGHS

Tackles: 10, vs. Ohio
Tackles for Loss: 2.0, (2x), MR at Memphis
Sacks: 1.0, at Memphis
Pass Breakups: 1, (2x), MR at Memphis



LB

CAMERON ROSSER

HT: 6-1 WT: 240 YR: Sr.

HOMETOWN: Las Vegas, Nev.

HS: Silverado

46

ROSSER'S CAREER STATS

TACKLES	G-S	UA	A	Total	TFL	Yds	PD	FF	FR	Blkd
2013	0-0	--	--	--	--	--	--	--	--	--
2014	3-0	--	--	--	--	--	--	--	--	--
2015	12-0	6	1	7	0.0	0	0	0	1	0
2016	3-0	4	0	4	2.0	6	0	0	0	0
TOTAL	18-0	10	1	11	2.0	6	0	0	1	0

ROSSER'S CAREER HIGHS

Tackles: 3, (3x), MR vs. Ohio (2016)
Tackles for Loss: 2.0, vs. Ohio (2016)
Fumble Recoveries: 1, vs. Baylor (2015)

ROSSER'S SEASON HIGHS

Tackles: 3, vs. Ohio
Tackles for Loss: 2.0, vs. Ohio



S

TEVIN SHAW

HT: 5-11 WT: 206 YR: Sr.

HOMETOWN: Piscataway, N.J.

HS: Piscataway

30

SHAW'S CAREER STATS

TACKLES	G-S	UA	A	Total	TFL	Yds	PD	FF	FR	Blkd
2013	12-0	3	0	3	0.0	0	0	0	0	0
2014	12-8	24	12	36	2.5	5	1	1	1	1
2015	12-9	47	18	65	1.0	8	3	0	0	0
2016	3-3	4	3	7	2.0	8	3	0	0	0
TOTAL	39-20	78	33	111	5.5	21	7	1	1	1

SACKS


	G	UA	A	Total	Yds
2013	12-0	0	0	0.0	0
2014	12-8	0	0	0.0	0
2015	12-9	1	0	1.0	8
2016	3-3	0	0	0.0	0
TOTAL	39-20	1	0	1.0	8

SHAW'S CAREER HIGHS

Tackles: 10, at Rutgers (2015)
Sacks: 1.0, vs. K-State (2015)
Tackles for Loss: 2.0, vs. Ohio (2016)
Pass Breakups: 3, vs. Ohio (2016)
Forced Fumbles: 1, at Duke (2014)
Blocks: 1, vs. Oklahoma State (2014)
Fumble Recoveries: 1, vs. Oklahoma State (2014)
Quarterback Hurries: 1, vs. TCU (2014)

SHAW'S SEASON HIGHS

Tackles: 5, vs. Ohio
Tackles for Loss: 2.0, vs. Ohio
Pass Breakups: 3, vs. Ohio



WR

STEVEN SIMS JR.

HT: 5-10 WT: 176 YR: So.

HOMETOWN: Houston, Texas

HS: Travis

11

SIMS' CAREER STATS

REC	G-S	REC	YDS	TD	LG	REC/G	AVG/C	AVG/G
2015	11-6	30	349	2	53	2.7	11.6	31.7
2016	3-3	11	253	4	74	3.7	23.0	84.3
TOTAL	14-9	41	602	6	74	2.9	14.7	43.0

RUSHING	G	Att	Yds	TD	Lg	Avg/C	Avg/G
2015	11-6	1	-9	0	0	-9.0	-0.8
TOTAL	14-9	1	-9	0	0	-9.0	-0.6

KICK RETURNS	No.	Yds	TD	Lg	Avg/R	Avg/G
2015	3	49	0	20	16.3	4.5
TOTAL	3	49	0	20	16.3	3.5

PASS	G-S	ATT	CMP	INT	YDS	TD	LG	PCT	AVG/P	AVG/G	EFFIC
2015	10-6	1	0	0	0	0	0	0.0	0.0	0.0	0.0
TOTAL	14-9	1	0	0	0	0	0	0.0	0.0	0.0	0.0

TACKLES	G	UA	A	Total	TFL	Yds	PD	FF	FR	Blkd
2015	11	2	0	2	0.0	0	0	0	0	0
TOTAL	14	2	0	2	0.0	0	0	0	0	0

SIMS' CAREER HIGHS

Receptions: 6, at TCU (2015)
Receiving Yards: 124, vs. Rhode Island (2016)
Longest Reception: 71, vs. Rhode Island (2016)
Touchdown Receptions: 2, (2x), MR vs. Ohio (2016)
Longest TD Reception: 74, vs. Ohio (2016)
Kick Returns: 2, vs. Memphis (2015)
Kick Return Yards: 38, vs. Memphis (2015)
Pass Attempts: 1, at Rutgers (2015)
Tackles: 1, (2x), MR vs. K-State (2015)

SIMS' SEASON HIGHS

Receptions: 5, vs. Rhode Island
Receiving Yards: 124, vs. Rhode Island
Longest Reception: 74, vs. Ohio
Touchdown Receptions: 2, (2x), MR vs. Ohio
Longest TD Reception: 74, vs. Ohio



CB

COLIN SPENCER

HT: 5-10 WT: 183 YR: Jr.

HOMETOWN: Dallas, Texas

HS: Woodrow Wilson

26

SPENCER'S CAREER STATS

TACKLES	G-S	UA	A	Total	TFL	Yds	PD	FF	FR	Blkd
2014	10-0	2	0	2	0.0	0	0	0	0	0
2015	12-0	7	1	8	0.0	0	0	0	1	0
2016	3-0	2	0	2	0.0	0	0	0	0	0
TOTAL	25-0	11	1	12	0.0	0	0	0	1	0

SPENCER'S CAREER HIGHS

Tackles: 3, at Texas (2015)

SPENCER'S SEASON HIGHS

Tackles: 1, (2x), MR at Memphis



S

FISH SMITHSON

HT: 5-11 WT: 190 YR: Sr.

HOMETOWN: Baltimore, Md.

PS: Hartnell College

9

SMITHSON'S CAREER STATS

TACKLES	G-S	UA	A	Total	TFL	Yds	PD	FF	FR	Blkd
2014	12-0	36	13	49	2.0	6	1	0	0	0
2015	11-11	87	24	111	2.0	2	5	1	1	0
2016	3-3	11	2	13	0.0	0	3	0	0	0
TOTAL	26-14	134	39	173	4.0	8	9	1	1	0


INT	G-S	No.	Yds	TD	Lg	Avg/R	Avg/G
2014	12-0	0	0	0	0	0.0	0.0
2015	11-11	2	22	0	22	11.0	2.0
2016	3-3	1	0	0	0	0.0	0.0
TOTAL	26-14	3	22	0	22	7.3	0.8

SMITHSON'S CAREER HIGHS

Tackles: 13, (2x), MR at Texas (2015)
Tackles for Loss: 1.0, (4x), MR vs. K-State (2015)
Interceptions: 1, (3x), MR vs. Ohio (2016)
Long INT Return: 22, at TCU (2015)
Pass Breakups: 2, vs. Ohio (2016)
Forced Fumbles: 1, vs. Memphis (2015)
Fumble Recoveries: 1, vs. Texas Tech (2015)
Long Fumble Return: 66, vs. Texas Tech (2015)

SMITHSON'S SEASON HIGHS

Tackles: 5, vs. Ohio
Interceptions: 1, vs. Ohio
Pass Breakups: 2, vs. Ohio



QB

CARTER STANLEY

HT: 6-2 WT: 196 YR: R-Fr.

HOMETOWN: Vero Beach, Fla.

HS: Vero Beach

9

STANLEY'S CAREER STATS

PASS	G-S	ATT	CMP	INT	YDS	TD	LG	PCT	AVG/P	AVG/G	EFFIC
2016	2-0	10	7	0	82	1	38	70.0	8.2	41.0	171.9
TOTAL	2-0	10	7	0	82	1	38	70.0	8.2	41.0	171.9

RUSH	G-S	ATT	YDS	TD	LG	AVG/C	AVG/G
2016	2-0	1	3	0	3	3.0	1.5
TOTAL	2-0	1	3	0	3	3.0	1.5

STANLEY'S CAREER HIGHS

Pass Attempts: 6, at Memphis (2016)
Completions: 4, at Memphis (2016)
Passing Yards: 56, vs. Rhode Island (2016)
Touchdown Passes: 1, vs. Rhode Island (2016)
Longest Completion: 38, vs. Rhode Island (2016)
Longest TD Pass: 13, vs. Rhode Island (2016)
Rushes: 1, vs. Rhode Island (2016)
Rushing Yards: 3, vs. Rhode Island (2016)
Longest Rush: 3, vs. Rhode Island (2016)



TE

JACE STERNBERGER
 HT: 6-4 WT: 225 YR: R-Fr.
 HOMETOWN: Kingfisher, Okla.
 HS: Kingfisher


7

STERNBERGER'S CAREER STATS

REC	G-S	REC	YDS	TD	LG	REC/G	AVG/C	AVG/G
2016	3-0	1	5	0	5	0.3	5.0	1.7
TOTAL	3-0	1	5	0	5	0.3	5.0	1.7

STERNBERGER'S CAREER HIGHS

Receptions: 1, vs. Rhode Island (2016)
Receiving Yards: 5, vs. Rhode Island (2016)
Longest Reception: 5, vs. Rhode Island (2016)



CB

BRANDON STEWART
 HT: 6-0 WT: 178 YR: Sr.
 HOMETOWN: Cedar Hill, Texas
 PS: Trinity Valley CC

8

STEWART'S CAREER STATS


TACKLES	G-S	UA	A	Total	TFL	Yds	PD	FF	FR	Blkd
2015	10-9	29	6	35	0.5	0	0	1	0	1
2016	3-3	3	1	4	0.0	0	0	0	0	0
TOTAL	13-12	32	7	39	0.5	0	0	1	0	1

STEWART'S CAREER HIGHS

Tackles: 8, vs. Memphis (2015)
Tackles for Loss: 0.5, at TCU (2015)
Forced Fumbles: 1, vs. Memphis (2015)
Blocked Kicks: 1, vs. West Virginia (2015)

STEWART'S SEASON HIGHS

Tackles: 3, vs. Ohio



S

BRYCE TORNEDEN
 HT: 5-10 WT: 185 YR: Fr.
 HOMETOWN: Lawrence, Kan.
 HS: Free State


12

TORNEDEN'S CAREER STATS

TACKLES	G-S	UA	A	Total	TFL	Yds	PD	FF	FR	Blkd
2015	3-0	1	0	1	0.0	0	0	0	0	0
TOTAL	3-0	1	0	1	0.0	0	0	0	0	0

TORNEDEN'S CAREER HIGHS

Tackles: 1, at Memphis (2016)



DT

D.J. WILLIAMS
 HT: 6-5 WT: 312 YR: So.
 HOMETOWN: Lufkin, Texas
 HS: Lufkin

91

WILLIAMS' CAREER STATS

TACKLES	G	UA	A	Total	TFL	Yds	PD	FF	FR	Blkd
2015	8-0	5	6	11	1.5	17	0	1	0	0
2016	2-0	2	0	2	0.0	0	0	0	0	0
TOTAL	10-0	7	6	13	1.5	17	0	1	0	0

SACKS	G	UA	A	Total	Yds
2015	8-0	1	1	1.5	17
2016	2-0	--	--	--	--
TOTAL	10-0	1	1	1.5	17

WILLIAMS' CAREER HIGHS

Tackles: 3, at Oklahoma State (2015)
Tackles for Loss: 1.0, at Texas (2015)
Sacks: 1.0, at Texas (2015)
Forced Fumbles: 1, at Texas (2015)

WILLIAMS' SEASON HIGHS

Tackles: 2, at Memphis



QB

RYAN WILLIS

HT: 6-4 WT: 215 YR: So.

HOMETOWN: Overland Park, Kan.

HS: Bishop Miege

13

WILLIS' CAREER STATS

PASS	G-S	ATT	CMP	INT	YDS	TD	LG	PCT	AVG/P	AVG/G	EFFIC
2015	10-8	315	164	10	1719	9	53	52.1	5.5	171.9	101.0
2016	3-0	27	17	1	232	2	71	63.0	8.6	77.3	152.2
TOTAL	13-8	342	181	11	1951	11	71	52.9	5.7	150.1	105.0

RUSH	G-S	ATT	YDS	TD	LG	AVG/C	AVG/G
2015	10-8	59	-79	0	23	-1.3	-7.9
2016	3-0	9	18	0	17	2.0	6.0
TOTAL	13-8	68	-61	0	23	-0.9	-4.7


TOTAL OFFENSE	G	Rush	Pass	Total	Avg/G
2015	10-8	-79	1719	1640	164.0
2016	3-0	18	232	250	83.3
TOTAL	13-8	-61	1951	1890	145.4

WILLIS' CAREER HIGHS

Pass Attempts: 50, vs. Texas Tech (2015)
Pass Completions: 35, vs. Texas Tech (2015)
Pass Yards: 330, vs. Texas Tech (2015)
Long Completion: 71, vs. Rhode Island
Touchdown Passes: 2, (3x), MR vs. Rhode Island (2016)
Longest TD Pass: 71, vs. Rhode Island (2016)
Interceptions: 2, (3x), MR vs. West Virginia (2015)
Rush Attempts: 12, at Texas (2015)
Rush Yards: 22, vs. Rhode Island (2016)
Longest Rush: 23, at TCU (2015)

WILLIS' SEASON HIGHS

Pass Attempts: 13, at Memphis
Pass Completions: 9, at Memphis
Pass Yards: 144, vs. Rhode Island
Long Completion: 71, vs. Rhode Island
Touchdown Passes: 2, vs. Rhode Island
Longest TD Pass: 71, vs. Rhode Island
Rush Attempts: 5, at Memphis
Rush Yards: 22, vs. Rhode Island
Longest Rush: 22, vs. Rhode Island



K

MATTHEW WYMAN

HT: 6-1 WT: 220 YR: Sr.

HOMETOWN: Bloomfield Hills, Mich.

HS: Bloomfield Hills

7

WYMAN'S CAREER STATS

SCORING	G	TD	Rush	Pass	Retn	PAT	2PAT	FG	Total	Avg/G
2013	8	0	0	0	0	13	0	5	28	3.5
2014	11	0	0	0	0	25	0	9	52	4.7
2015	12	0	0	0	0	4	0	2	10	0.8
2016	3	0	0	0	0	11	0	0	11	3.7
TOTAL	34	0	0	0	0	53	0	16	101	3.0

FG'S	G	Att	Made	Lg	Pct
2013	8	10	5	52	50.0
2014	11	15	9	43	60.0
2015	12	4	2	51	50.0
2016	3	1	0	0	0.0
TOTAL	34	30	16	52	53.3

KICKOFFS	G	No.	Yards	Avg.
2013	8	0	0	0.0
2014	11	1	53	53.0
2015	12	43	2620	60.9
2016	3	16	1033	64.6
TOTAL	34	60	3706	61.8

PUNTING	G	No.	Yards	Lg	Avg
2013-14	19	0	0	0	0.0
2015	12	53	2198	58	41.5
TOTAL	34	53	2198	58	41.5

WYMAN'S CAREER HIGHS

Field Goals Made: 2, (4x), MR vs. Iowa State (2014)
Field Goals Attempted: 4, vs. SEMO (2014)
Longest Made: 52, vs. Louisiana Tech (2013)
Longest Attempt: 56, at Duke (Missed) (2014)
Kickoffs: 9, vs. Rhode Island (2016)
Kickoff Yards: 575, vs. Rhode Island (2016)
Touchbacks: 5, (2x), MR vs. Rhode Island (2016)
Kickoff Out of Bounds: 1, (3x), MR at Oklahoma State (2015)
Punts: 11, at TCU (2015)
Punt Yards: 477, at TCU (2015)
Long Punt: 58, at Texas (2015)
Punt Inside 20: 3, at Texas (2015)

WYMAN'S SEASON HIGHS

Field Goals Attempted: 1, vs. Rhode Island
Longest Attempt: 31, vs. Rhode Island (Missed)
Kickoffs: 9, vs. Rhode Island
Kickoff Yards: 575, vs. Rhode Island
Touchbacks: 5, vs. Rhode Island



DT

DANIEL WISE

HT: 6-3 WT: 285 YR: So.

HOMETOWN: Lewisville, Texas

HS: Hebron

96

WISE'S CAREER STATS

TACKLES	G-S	UA	A	Total	TFL	Yds	PD	FF	FR	Blkd
2015	12-7	17	9	26	5.5	22	1	0	0	1
2016	3-3	14	2	16	4.0	6	1	0	0	1
TOTAL	15-10	31	11	42	9.5	28	2	0	0	2

SACKS	G	UA	A	Total	Yds
2015	12-7	3	1	3.5	19
2016	3-3	0	0	0.0	0
TOTAL	15-10	3	1	3.5	19

WISE'S CAREER HIGHS

Tackles: 8, vs. Ohio (2016)
Sacks: 1.0, (3x), MR at Oklahoma State (2015)
Tackles for Loss: 4.0, vs. Ohio (2016)
Pass Breakups: 1, (2x), MR vs. Ohio (2016)
Blocked Kick: 1, (2x), MR vs. Rhode Island (PAT) (2016)
Quarterback Hurries: 2, vs. Rhode Island (2016)

WISE'S SEASON HIGHS

Tackles: 8, vs. Ohio
Tackles for Loss: 4.0, vs. Ohio
Pass Breakups: 1, vs. Ohio
Blocked Kick: 1, vs. Rhode Island (PAT)
Quarterback Hurries: 2, vs. Rhode Island



FB

MICHAEL ZUNICA

HT: 5-11 WT: 225 YR: Sr.

HOMETOWN: Palos Park, Ill.

PS: Columbia

44

ZUNICA'S CAREER STATS

REC	G-S	REC	YDS	TD	LG	REC/G	AVG/C	AVG/G
2014	9-0	0	0	0	0	0.0	0.0	0.0
2015	12-4	0	0	0	0	0.0	0.0	0.0
2016	3-0	1	22	0	22	0.3	22.0	7.3
TOTAL	24-4	1	22	0	22	0.0	22.0	0.9

TACKLES	G-S	UA	A	Total	TFL	Yds	PD	FF	FR	Blkd
2014	9-0	1	0	1	0.0	0	0	0	0	0
2015	12-4	1	0	1	0.0	0	0	0	0	0
TOTAL	24-4	2	0	2	0.0	0	0	0	0	0

ZUNICA'S CAREER HIGHS

Tackles: 1, (3x), MR vs. Rhode Island (2016)
Receptions: 1, vs. Rhode Island (2016)
Receiving Yards: 22, vs. Rhode Island (2016)
Long Reception: 22, vs. Rhode Island (2016)

ZUNICA'S SEASON HIGHS

Tackles: 1, vs. Rhode Island
Receptions: 1, vs. Rhode Island
Receiving Yards: 22, vs. Rhode Island
Long Reception: 22, vs. Rhode Island

The Last Time a Kansas...

TEAM

Scored 80+ points	86 vs. South Dakota State, 1947
Scored 70-79 points	76, Nebraska, 2007
Scored 60-69 points	62, Southeastern Louisiana, 2007
Scored 50-59 points	55, vs. Rhode Island (2016)
Scored 40-49 points	45, Northern Illinois, 2012
Scored 40+ points in back-to-back games	45, Northern Illinois and 42, McNeese State, 2011
Rushed for 500+ yards	556, Missouri, 1975
Rushed for 400-499 yards	418 vs. UAB, 1994
Rushed for 300-399 yards	399, vs. Rhode Island, 2016
Rushed for 200-299 yards	228, vs. Iowa State, 2014
Passed for 500+ yards	Never
Passed for 400-499 yards	498 vs. Missouri, 2009
Passed for 300-399 yards	330, vs. Texas Tech, 2015
Rushed/Passed for 200+ yards	285 rush, 291 pass vs. South Dakota State, 2015
Had 600+ yards of total offense	615 vs. FIU, 2007
Had 500-599 yards of total offense	570, vs. Rhode Island, 2016
Scored on first offensive play	vs. Cental Michigan, 2014 (Pierson 74 yd run)
Won on final offensive play	vs. Louisiana Tech, 2013 (Wyman 52 FG)
Lost on final defensive play	vs. Rice, 2012, (Boswell, 27 FG)
Won in overtime	vs. Iowa State (24-21), 2005
Lost in overtime	at Texas Tech, 2012 (41-34)
Recorded a safety	at Kansas State, 2012
Recorded two safeties	vs. Southeastern Louisiana, 2007
Recorded two defensive touchdowns	vs. Northwestern, 2003
Recorded a 90+ yard scoring drive	93, vs. K-State 2015
Zero punts in a game	vs. UNLV, 2003
Zero sacks allowed in a game	vs. Rhode Island, 2016
Recorded a shutout	vs. Louisiana Tech, 2008
Held opponent to 0 yards rushing	(-31) vs. Southeastern Louisiana, 2007
Blocked multiple kicks in a game	2, vs. South Dakota State, 2011 (2 Blocked Punts)
Blocked multiple punts in a game	2, vs. South Dakota State, 2011
Scored a special teams TD	vs. Ohio 2016 (99 yd KOR TD)
Scored a special teams & defensive TD	vs. FIU, 2007
10+ Pass Breakups in a game	14, vs. Iowa State, 2014

INDIVIDUAL OFFENSE

Rushed for 200+ yards	211, James Sims, vs. West Virginia, 2013
Rushed for 150-199 yards	157, Ke'aun Kinner vs. South Dakota State, 2015
Two Players Rushed for 100+ yards	Tony Pierson (102) & Corey Avery (104) vs. Iowa State, 2014
Three Players Rushed for 100+ yards	Smith (253), Banks (120), and Wright (116), vs. Missouri, 1975
Had 40+ carries	40, June Henley vs. Iowa State, 1996
Had 30-39 carries	30, James Sims at Texas Tech, 2012
Had 25-29 carries	27, Ke'aun Kinner vs. South Dakota State, 2015
Rushed for 5 TDs	Never
Rushed for 4 TDs	James Sims vs. Colorado, 2010
Rushed for 3 TDs	James Sims vs. West Virginia, 2013
Passed for 500+ yards	Never
Passed for 400-499 yards	498, Todd Reesing vs. Missouri, 2009
Passed for 300-399 yards	330, Ryan Willis, vs. Texas Tech, 2015
Threw 5+ TDs	6, Todd Reesing vs. Nebraska, 2007
Threw 4 TDs	Todd Reesing vs. Missouri, 2009
Threw 3 TDs	Montell Cozart vs. Rhode Island, 2016
Had 50+ pass attempts	50, Ryan Willis, vs. Texas Tech, 2015
Had 40-49 pass attemtps	41, Ryan Willis at TCU, 2015
Had 30-39 pass attemtps	35, Ryan Willis vs. K-State, 2015
Had 30+ pass completions	35, Ryan Willis, vs. Texas Tech, 2015
Had 25-29 pass completions	25, Montell Cozart vs. South Dakota State, 2015
QB Rush for 100+ yards	121, Bill Whittemore vs. Colorado, 2002
QB Rush for 100+ yards, pass for 200+ yards	(121 / 217) Bill Whittemore vs. Colorado, 2002
Had 15+ catches	16, Kerry Meier vs. Iowa State, 2009
Had 10-14 catches	14, Dezmon Briscoe and 10, Kerry Meier vs. Missouri, 2009
Had Two Players with 10+ catches	Dezmon Briscoe (14) and Kerry Meier (10) vs. Missouri, 2009
Had 250+ yards receiving	269, Dezmon Briscoe at Oklahoma, 2008
Had 200-249 yards receiving	242, Dezmon Briscoe vs. Missouri, 2009
Had 150-199 yards receiving	181, Dezmon Briscoe at Texas Tech, 2009
Had 100 yards receiving	114, Steven Sims Jr., vs. Ohio, 2016
Had 100+ yards rushing and receiving	Never
Had a touchdown rushing and receiving	Toben Opurum vs. Southern Miss, 2009
2 Players with 100+ yards receiving	137, Jimmay Mundine and Nigel King, 128, vs. TCU, 2014
3 Players with 100+ yards receiving	Never
Had 4+ TD receptions	4, Quintin Smith vs. Louisville, 1989
Had 3 TD receptions	Dezmon Briscoe vs. Minnesota, 2008
Had 2 TD receptions	Steven Sims Jr., vs. Ohio, 2016

INDIVIDUAL DEFENSE

Intercepted 3 passes	3, Bill Crank vs. Tulane, 1958
Intercepted 2 passes	2, Dexter McDonald vs. SEMO, 2014
Returned multiple interceptions for TDs	2, Patrick Brown vs. UAB, 1997
Returned an interception for a TD	Marcquis Roberts (83) at ISU, 2015
Interception Return for 100+ yards	100, Aqib Talib vs. FIU, 2007
Recorded 15+ Tackles	Joe Dineen, Jr., (16), vs. West Virginia, 2015
Recorded 10-14 Tackles	Fish Smithson (11) vs. K-State, 2015
Two Players with 10+ Tackles	(11) Joe Dineen, Jr., (10) Fish Smithson, at Oklahoma State, 2015
Three players with 10+ Tackles	(11) Bazie Bates, (10) Joe Dineen (10) Marcquis Roberts, vs. Ohio, 2016
Recorded 5+ Sacks	5, Brandon Perkins vs. Louisiana Tech, 2005
Recorded 4 Sacks	5, Brandon Perkins vs. Louisiana Tech, 2005
Recorded 3 Sacks	3, James Holt vs. Minnesota, 2008
Had 5+ Pass Breakups	5, Shepherd, JaCorey, vs. Iowa State
Returned a fumble for a TD	63, Cassius Sendish, at Oklahoma, 2014

INDIVIDUAL SPECIAL TEAMS

Returned a Kickoff for a Touchdown	99, LaQuvionte Gonzalez vs. Ohio, 2016
Punt Return for a Touchdown	76, Nick Harwell vs. West Virginia, 2014
Blocked a Punt	Josh Ford vs. Oklahoma, 2013
Blocked Punt Return for a TD	Dakota Lewis vs. FIU, 2007
Blocked a FG	Brandon Stewart vs. West Virginia, 2015
Blocked FG Return for a TD	54, Patrick Brown at Oklahoma, 1996
Blocked a PAT	Daniel Wise, vs. Rhode Island, 2016
Returned a PAT for a Two-Point Conversion	Carl Nesmith vs. Texas, 2000
Executed a Fake Punt for a First Down	Ron Doherty at Kansas State, 2012
Executed a Fake Field Goal	T.J. Millweard and Trent Smiley vs. TCU, 2014
Made 5+ Field Goals	5, Bruce Kallmeyer vs. Wichita State, 1983
Made 4 Field Goals	4, Scott Webb vs. Kansas State, 2006
Made a Field Goal of 50+ Yards	51, Matthew Wyman vs. Memphis, 2015
Recorded a 70+ yard Punt	72 and 70, Trevor Pardula at Duke, 2014
Recorded a 60-69 yard Punt	64 and 61, Trevor Pardula vs. TCU, 2014

The Last Time a Kansas Opponent...

TEAM

Scored 80+ points	Never
Scored 70-79 points	70 at Oklahoma State, 2011
Scored 60-69 points	62, vs. Oklahoma, 2015
Scored 50-59 points	59, at Texas, 2015
Scored 40-49 points	43, at Memphis, 2016
Scored 40+ points in back-to-back games	(45) vs. K-State and (49) vs. West Virginia, 2015
Rushed for 500+ yards	510, at Oklahoma, 2014
Rushed for 400-499 yards	426, vs. West Virginia, 2015
Rushed for 300-399 yards	329, vs. Ohio, 2016
Rushed for 200-299 yards	205, at Memphis, 2016
Passed for 500+ yards	508, at Texas Tech, 2012
Passed for 400-499 yards	445, vs. Oklahoma, 2015
Passed for 300-399 yards	381, at Oklahoma State, 2015
Rushed/Passed for 200+ yards	299 rushing, 299 passing at Texas, 2015
Had 600+ yards of total offense	630, vs. West Virginia, 2015
Had 500-599 yards of total offense	598, at Texas, 2015
Scored on first offensive play	at Texas, 2015 (84-yard reception)
Won on final offensive play	Rice, 2012 (Boswell, 45 FG)
Lost on final defensive play	Louisiana Tech, 2013 (Wyman 52 FG)
Won in overtime	41-34, at Texas Tech, 2012
Recorded a safety	vs. Ohio, 2016 (Run tackle for loss)
Recorded two safeties	at Texas, 2001
Recorded two defensive touchdowns	Iowa State, 1996 (fumble ret., INT ret.)
Recorded two special teams touchdowns	at Oklahoma, 2012 (punt return, kickoff return)
Zero punts in a game	vs. Oklahoma, 2015 (previous: at Texas A&M, 2011)
Zero sacks allowed in a game	vs. Ohio, 2016
Held KU to 0 yards rushing	at Texas, 2011
Blocked multiple kicks in a game	Oklahoma State, 2010 (blocked FG and punt)
Scored a special teams TD	vs. K-State, 2015 (Blocked punt)
Scored a special teams & defensive TD	Oklahoma State, 2002 (blocked punt, fumble return)

INDIVIDUAL OFFENSE

Rushed for 200+ yards	427, Samaje Perine, at Oklahoma, 2014
Rushed for 150-199 yards	146, Greg Windham, vs. Ohio, 2016
Two Players Rushed for 100+ yards	Greg Windham (146), Dorian Brown (122) vs. Ohio, 2016
Three Players Rushed for 100+ yards	Howard (129), Smallwood (115), Shell (108), vs. West Virginia, 2015
Had a 90+ yard run from scrimmage	93, D'Onte Foreman, at Texas, 2015
Had 40+ carries	41, Jason Wright, Northwestern, 2003
Had 30-39 carries	30, Aaron Green, at TCU, 2015
Had 25-29 carries	27, Charles Ross, at Rice, 2013
Rushed for 5+ TDs	5, Samaje Perine, at Oklahoma, 2014
Rushed for 4 TDs	Tyrone Swoopes, at Texas, 2015
Rushed for 3 TDs	J.W. Walsh, at Oklahoma State, 2015
Passed for 500+ yards	Never
Passed for 400-499 yards	430, Bryce Petty, Baylor, 2013
Passed for 300-399 yards	383, Baker Mayfield, vs. Oklahoma, 2015
Threw 5+ TDs	5, Graham Harrell, Texas Tech, 2008
Threw 4 TDs	4, Baker Mayfield, vs. Oklahoma, 2015
Threw 3 TDs	Seth Russell, vs. Baylor, 2015
Had 50+ pass attempts	50, Patrick Mahomes II vs. Texas Tech, 2015
Had 40-49 pass attempts	44, Davis Web, at Texas Tech, 2014
Had 30-39 pass attempts	36, Greg Windham, vs. Ohio, 2016
Had 30+ pass completions	33, Baker Mayfield, Texas Tech, 2013
Had 25-29 pass completions	27, Baker Mayfield, vs. Oklahoma, 2015
Had completion percentage of 70 percent (Min. 20 pass attempts)	77.0%, Mason Rudolph, at Oklahoma State, 2015 (20-of-26)
Had completion percentage of 80 percent (Min. 20 pass attempts)	84.3%, Baker Mayfield, vs. Oklahoma, 27-of-32
Had completion percentage of 90+ percent (Min. 20 pass attempts)	95.8%, Geno Smith, at West Virginia, 2012 (23-of-24)**
QB Rush for 100+ yards	146, Greg Windham, vs. Ohio, 2016
QB Rush for 100+ yards, pass for 200+ yards	Robert Griffin III (103 rush, 312 pass), Baylor, 2011
Had 15+ catches	15, Dana Alexander, Missouri, 2009
Had 10-14 catches	11, Sterling Shepard, vs. Oklahoma, 2015
Had Two Players with 10+ catches	Never*
Had 250+ yards receiving	300, Adarius Bowman, Oklahoma State, 2006
Had 200-249 yards receiving	217, Ryan Broyles, Oklahoma, 2011
Had 150-199 yards receiving	183, Sterling Shepard, vs. Oklahoma, 2015
Had 100+ yards rushing and receiving	O. Smith (157 rushing, 108 receiving) at Georgia Tech, 2011
Had a touchdown rushing and receiving	Orwin Smith, at Georgia Tech, 2011
2 Players with 100+ yards receiving	Bailey (159) and Austin (110), at West Virginia, 2012
3 Players with 100+ yards receiving	Never*
Had 4+ TD receptions	4, Adarius Bowman, Oklahoma, 2006
Had 3 TDs receptions	Maurice Purify, Nebraska, 2007
Had 2 TD receptions	Chris Lacy, at Oklahoma State, 2015

INDIVIDUAL DEFENSE

Intercepted 3+ passes	3, Darcel McBath, Texas Tech, 2008
Intercepted 2 passes	DeShon Elliot, at Texas, 2015
Returned multiple interceptions for TDs	Never*
Returned an interception for a TD	J. Wilson, at Memphis, 2016
Interception Return for 100+ yards	Never*
Recorded 15+ Tackles	18, Jutin Cherocci, Central Michigan, 2014
Recorded 10-14 Tackles	(11) D. Alexander, vs. Oklahoma, 2015
Two Players with 10+ Tackles	Seeley (13), Cotton-Moya (12), vs. Iowa State, 2014
Recorded 5+ Sacks	Never*
Recorded 4 Sacks	Never*
Recorded 3 Sacks	Charles Tapper, vs. Oklahoma, 2015
Forced 2 fumbles	K.J. Smith at Baylor, 2014

INDIVIDUAL SPECIAL TEAMS

Returned a Kickoff for a Touchdown	Tyreek Hill (99) vs. Oklahoma State, 2014
Kickoff Return of 100 Yards	Justin Gilbert (100) at Oklahoma State, 2013
Two returns for TDs	Gerald Neasman (99 kickoff; 41 INT), Kansas State, 1997
Punt Return for a Touchdown	KaVontae Turpin, at TCU (49), 2015
Blocked a Punt	M. Burns vs. K-State 2015
Blocked a Punt Return for a TD	M. Burns vs. K-State 2015
Blocked a FG	Breon Border, at Duke, 2014
Blocked FG Return for a TD	Robert Blackmon (64), Baylor, 1988
Blocked a PAT	D. Roberts, at Kansas State, 2014
Returned a PAT for a Two-Point Conversion	Aaron Colvin, Oklahoma, 2013
Made 5+ Field Goals	5, Jeff Jacke, at Missouri, 1992
Made 4 Field Goals	Chris Callahan, at Baylor, 2014
Made a Field Goal of 50+ Yards	52, M. McCrane, at Kansas State, 2014
Recorded a 70+ yard Punt	73, Quinn Sharp, Oklahoma State, 2012
Recorded a 60-69 yard Punt	64, Nick O'Toole, vs. West Virginia, 2015

Notes

Lined area for taking notes.