



TEXAS TECH FOOTBALL

BOWL APPEARANCES

1937 • 1938 • 1941 • 1947 • 1948 • 1951 • 1953 • 1955
1964 • 1965 • 1970 • 1972 • 1973 • 1974 • 1976
1977 • 1986 • 1989 • 1993 • 1994 • 1995
1996 • 1998 • 2000 • 2001 • 2002
2003 • 2004 • 2005 • 2006
2007 • 2008 • 2009
2010 • 2012
2013 • 2015

GAME COVERAGE

TELEVISION

FOX SPORTS NET

Brendan Burke (Play-by-Play)
Brian Baldinger (Analyst)
Christian Steckel (Sideline)



RADIO

TEXAS TECH SPORTS NETWORK

Brian Jensen (Play-by-Play)
John Harris (Analyst)
Chris Level (Sideline)



SATELLITE RADIO

SIRIUS Radio Channel 119
XM Radio Channel 200

SERIES HISTORY

Overall..... Tech leads 1-0
In Lubbock Tech leads 1-0
In Ruston..... n/a
Under Kingsbury n/a
Current Streak Won 1
Last Meeting Tech 40, LA Tech 10 (1933)

2016 SCHEDULE



STEPHEN F. AUSTIN - W, 69-17

Sept. 3 | Jones AT&T Stadium | 7 p.m. | FSN



ARIZONA STATE - L, 55-68

Sept. 10 | Sun Devil Stadium | 9 p.m. | FS1



LOUISIANA TECH

Sept. 17 | Jones AT&T Stadium | 6 p.m. | FSN



KANSAS

Sept. 29 | Jones AT&T Stadium | 7:30 p.m. | FS1



KANSAS STATE

Oct. 8 | Bill Snyder Family Stadium | TBA | TBA



WEST VIRGINIA

Oct. 15 | Jones AT&T Stadium | TBA | TBA



OKLAHOMA

Oct. 22 | Jones AT&T Stadium | TBA | TBA



TCU

Oct. 29 | Amon G. Carter Stadium | TBA | TBA



TEXAS

Nov. 5 | Jones AT&T Stadium | TBA | TBA



OKLAHOMA STATE

Nov. 12 | Boone Pickens Stadium | TBA | TBA



IOWA STATE

Nov. 19 | Jack Trice Stadium | TBA | TBA



BAYLOR

Nov. 25 | AT&T Stadium | 5 p.m. | ESPN

TEXAS TECH RED RAIDERS (1-1) vs. LOUISIANA TECH BULLDOGS (1-1)

Sept. 17 • 6 p.m. • Lubbock, Texas • Jones AT&T Stadium (60,454) • FOX Sports Net • Texas Tech Sports Network • Tickets: TexasTech.com

GAME 3



TEXAS TECH

Record: 1-1 Overall; 0-0 in Big 12
Rankings: AP: NR | Coaches: NR
Last Game: Lost at Arizona State, 55-68
Head Coach: Kliff Kingsbury
Career Record: 20-20 (4th Season)
Record at Texas Tech: Same



LOUISIANA TECH

Record: 1-1 Overall; 0-0 in CUSA
Rankings: AP: NR | Coaches: NR
Last Game: Def. South Carolina St., 53-24
Head Coach: Skip Holtz
Career Record: 111-89 (17th Season)
Record at LA Tech: 23-18 (4th Season)

GAMEDAY STORYLINES

- Texas Tech returns to the friendly confines of Jones AT&T Stadium on Saturday night when the Red Raiders host Louisiana Tech at 6 p.m. on FOX Sports Net. Brendan Burke (play-by-play) and Brian Baldinger (analyst) will have the call for FSN while Christian Steckel will report from the sidelines.
- The Red Raiders are coming off their first loss of the season - a 68-55 setback this past Saturday at Arizona State. The loss marked the first time Texas Tech has not started its season 2-0 overall since the 2004 season.
- Texas Tech will look to rebound this weekend against a Louisiana Tech program that is facing the Red Raiders for the first time since the 1933 season. The Red Raiders won the only meeting between the two "Tech" schools, claiming a 40-10 rout in front of 4,178 fans at home.
- This is the first time the Red Raiders have faced a similar "Tech" school since meeting Georgia Tech in the 1970 Sun Bowl. The Red Raiders fell to the 13th-ranked Yellow Jackets, 17-9, under then first-year head coach Jim Carlen.
- The Red Raiders have pretty much been unbeatable at home during non-conference play over the past decade as Texas Tech boasts a 29-1 record in out-of-conference games played inside Jones AT&T Stadium dating back to the start of the 2003 season.
- Texas Tech boasts one of college football's most explosive offenses as the Red Raiders lead the country in passing yards per game and also rank second nationally in total offense and tied for third in scoring offense.
- Texas Tech is averaging more than one hundred passing yards per game more than any other team in the country. Backed by 1,023 yards from Patrick Mahomes II, the national leader in both passing yards and total offense per game, the Red Raiders are averaging 586.5 yards per game through the air which is 105 yards more than second-place California.
- In just 40 games as head coach, Kliff Kingsbury has guided the Red Raider offense to at least 500 yards of total offense 24 times during his tenure. During that span, Kingsbury has also led Texas Tech to 700 yards of total offense four times, all of which rank among the top-10 totals in program history.
- Texas Tech enters Saturday's contest having scored at least 50 points in each of its last seven games inside Jones AT&T Stadium. The Red Raiders continued the streak on Sept. 3 with a 69-17 rout of Stephen F. Austin. Since the start of the 2015 season, Tech has recorded at least 50 points in eight of its last 15 contests.



Justin Stockton is averaging 103.0 all-purpose yards per game for a Tech offense that currently ranks among the national leaders in both scoring offense and total offense. Stockton is averaging an impressive 23.0 yards per catch this year after scampering 75 yards into the endzone at Arizona State.

TEXAS TECH AMONG NATIONAL LEADERS

(Passing Offense)

Rank	School	Yards/Game
1.	Texas Tech	586.5
2.	California	481.5
3.	Washington State	449.0

(Total Offense)

Rank	School	Yards/Game
1.	Louisville	754.0
2.	Texas Tech	685.0
3.	California	617.0
	Ohio State	617.0



MAHOMES OFF TO MEMORABLE START TO 2016

Patrick Mahomes II enters Saturday's showdown with Louisiana Tech as the nation's leader in passing after throwing for 1,023 yards over the first two games of the season. Mahomes has thrown for 760 yards and 10 touchdowns (three rushing) during the first half of the two games alone which would rank fifth nationally among quarterbacks. He briefly played in the second half of Tech's season opener against Stephen F. Austin.



RED RAIDERS LOOK TO BOUNCE BACK

Since the start of the 1995 season, Texas Tech has typically rebounded well from a non-conference loss as the Red Raiders boast a 12-1 record the week after falling to an out-of-conference foe. The Red Raiders have not dropped consecutive non-conference games since the 1994 season when Tech fell to No. 1 Nebraska, 42-16, and No. 21 Oklahoma, 17-11, in back-to-back weeks.



INSIDE THE SERIES

LOUISIANA TECH (1-0)

GP: 1; Home: 1-0; Away: 0-0; Neutral: 0-0; OT: 0-0.

SERIES HISTORY

Date	Loc.	W/L	TTU	LTU	Att.
Oct. 20, 1933	H	W	40	10	4,178

STATISTICAL LEADERS



TEXAS TECH	CATEGORY	LA TECH
Patrick Mahomes II	Rushing	Jarred Craft
21 att., 101 yds., 3 TDs		23 att., 163 yds., TDs
Patrick Mahomes II	Passing	Ryan Higgins
68-96, 1023 yds., 9 TDs		34-52, 409 yds., 4 TDs
Cameron Batson	Receiving	Trent Taylor
12 rec., 172 yds., 2 TDs		19 rec., 256 yds., 3 TDs
Cameron Batson	All-Purpose Yards	Trent Taylor
247 yds., 123.5 avg.		323 yds., 161.5 avg.
Malik Jenkins	Tackles	Harris/Woods
14 tackles		15 tackles
Five Players	Sacks	Four Players
1.0 sack		1.0 sack
Nguema/Ward	Interceptions	Sam/Woods
1 interception		1 interception
Clayton Hatfield	Field Goals	J. Barnes
16-17 PATs, 2-2 FGs		8-8 PATs, 5-7 FGs
Michael Barden	Punting	Gerald Shouse
9 att., 335 yds., 37.2 avg.		4 att., 155 yds., 38.8 avg.
Reginald Davis III	Kickoff Returns	C. Henderson
1 att., 26 yds., 27.0 avg.		6 att., 195 yds., 32.5 yds.
Cameron Batson	Punt Returns	Trent Taylor
5 att., 75 yds., 15.0 avg.		3 att., 51 yds., 17.0 avg.

STATISTICAL COMPARISON



TEXAS TECH	CATEGORY	LA TECH
62.0	Points Per Game	36.5
65	First Downs	50
197	Rushing Yards	288
1173	Passing Yards	730
1370	Total Offense	1018
16-136	Penalties-Yards	9-82
2-2	Field Goals-Attempts	5-7
26:30	Time of Possession/Game	27:56
13/28	3rd-Down Conversions	13/26
1/2	4th-Down Conversions	2/2

TEXAS TECH-LOUISIANA TECH SERIES

- Texas Tech and Louisiana Tech have met just once previously which came over 80 years ago in 1933, just the Red Raiders' ninth season fielding a collegiate football program. Tech defeated the Bulldogs, 40-10, early into an 8-1-1 season under head coach Pete Cawthon.
- Since the first contest in 1933, Saturday's game will mark the longest time period between Tech and a current FBS opponent as the two schools last faced each other over 80 years ago.

TEXAS TECH AGAINST CONFERENCE USA

- Texas Tech is 49-30-2 all-time against current members of Conference USA. This is the third-straight season where the Red Raiders have faced a Conference USA member after Tech completed a home-and-home series with UTEP in 2014 and 2015.
- The Red Raiders have won nine-straight games against Conference USA members as Texas Tech's last loss to a league member came in a 21-14 setback to North Texas in 1999.
- The Red Raiders have previously faced five current league members - Florida International (1-0), Louisiana Tech (1-0), North Texas (4-4), Rice (27-20-1) and UTEP (14-6-1).
- Texas Tech head coach Kliff Kingsbury is 2-0 all-time against Conference USA members after recording a pair of victories over UTEP in 2014 and 2015. The Red Raiders topped UTEP, 30-26, in their 2014 meeting in El Paso and then routed the Miners, 69-20, a year ago.
- As a quarterback at Texas Tech from 1999-02, Kingsbury was 2-1 against Conference USA members as the Red Raiders defeated North Texas during both the 2000 and 2001 seasons. North Texas topped Tech in 1999 when Kingsbury was a redshirt freshman and backup quarterback for head coach Spike Dykes.

TEXAS TECH AGAINST CONFERENCE USA

(All-Time Results)

Opponent	Record
Charlotte	0-0
Florida Atlantic	0-0
Florida International	1-0
Louisiana Tech	1-0
Marshall	0-0
Middle Tennessee	0-0
North Texas	4-4
Old Dominion	0-0
Rice	27-20-1
Southern Miss	0-0
UTEP	14-6-1
UTSA	0-0
Western Kentucky	0-0

ON THIS DATE IN TEXAS TECH HISTORY

- Texas Tech is 7-2 all-time on Sept. 17, which includes a perfect 3-0 mark in games played at home. This is the first time the Red Raiders have played on the date since defeating New Mexico, 59-14, during their 2011 meeting in Albuquerque.
- The Red Raiders have not previously faced a current member of Conference USA on Sept. 17 in school history.
- This will be the first time Kliff Kingsbury has participated in a game on Sept. 17 as either the head coach or quarterback of his alma mater.

TEXAS TECH ALL-TIME ON SEPT. 17

(7-2 Overall; 3-0 at Home; 4-2 on the Road)

Year	Opponent	Result
2011	at New Mexico	W, 59-13
1994	at #21 Oklahoma	L, 11-17
1977	New Mexico	W, 49-14
1966	at Kansas	W, 23-7
1960	at West Texas State	W, 38-14
1955	at Texas	W, 20-14
1949	at Texas	L, 0-43
1938	Montana State	W, 35-0
1932	Panhandle State	W, 44-0

ARIZONA STATE RECAP

- All eight of Texas Tech's touchdown drives took less than four minutes, including five that lasted two minutes or less.
- Texas Tech did not force a turnover, breaking a 10-game streak where the Red Raiders had forced at least one turnover.
- After having 17 different receivers catch a pass in its season opener versus Stephen F. Austin, Texas Tech had 11 receivers snag a pass in the game. Texas Tech's balanced passing attack featured five receivers who caught a touchdown pass.
- Patrick Mahomes II recorded another solid night leading the Red Raider offense as he finished 38-of-53 for 540 yards and five touchdowns. He also rushed 11 times for 44 yards. His 584 yards of total offense ranked sixth all-time at Tech for a single game.
- Mahomes' big night marked the 15th time in his career where he passed for over 300 yards and the seventh time where he has surpassed the 400-yard mark. He had previously gone for over 500 passing yards just once which came Nov. 29, 2014, when he threw for 598 yards against No. 5 Baylor.
- Mahomes reached the 300 passing yard mark before he even reached halftime for the second-straight half as he was 23-for-29 for 353 yards and four touchdowns. He also rushed for 12 yards and a touchdown as well. In two games this year, Mahomes is 46-for-63 overall for 760 yards and 10 total touchdowns (3 rushing).
- In just his second collegiate game, true freshman linebacker Jordyn Brooks led the Red Raiders with a season-high 10 tackles, including 2 tackles for a loss.
- Cameron Batson recorded the first 100-yard receiving game of his career as he caught 9 passes for 148 yards. The performance was highlighted by a 66-yard touchdown grab, the longest of his career, with 8:16 remaining in the game.
- Derrick Willies made his first "big play" as a Red Raider late in the first quarter as Patrick Mahomes II found him deep down the left sideline for a 59-yard touchdown. The touchdown strike completed a 98-yard touchdown drive.

THIS WEEK IN TEXAS TECH FOOTBALL

12 MONDAY <i>Big 12 Teleconference</i> 10:50-11 a.m. <i>Media Luncheon</i> 11 a.m. <i>Post-Practice Availability</i> 5 p.m.	13 TUESDAY <i>Post-Practice Availability</i> 5:30 p.m.	14 WEDNESDAY <i>No Availability</i>	15 THURSDAY <i>No Availability</i> <i>Kingsbury Radio Show</i> 6:30-7:30 p.m.	16 FRIDAY <i>No Availability</i>	17 SATURDAY <i>Texas Tech vs. LA Tech</i> 6 p.m. CT (FSN) <i>Postgame Availability</i>	18 SUNDAY <i>No Availability</i>
--	---	---	---	--	--	--



MAHOMES, BALANCED ATTACK PLACES TECH AMONG NATIONAL LEADERS

- ▶ Through two games already this season, Texas Tech has once again proved it has one of the nation's top offenses. Backed by the play of quarterback Patrick Mahomes II and a talented core of running backs and receivers, Tech leads the country in passing offense (586.5 yards per game) and redzone offense. The Red Raiders also rank among the national leaders in total offense (2nd), first down offense (2nd) and scoring offense (T-3rd).
- ▶ The Red Raiders are averaging 62.0 points per game so far this season which ranks only behind Louisville (66.0 points per game) and Ohio State (62.5 points per game).
- ▶ Mahomes leads the country in passing yards as he has already eclipsed the 1,000-yard mark just two games into the season. Mahomes has totaled 1,023 yards through the air, 60 more than former teammate Davis Webb at Cal. In addition, Mahomes has recorded 1,124 yards of total average, averaging 562 yards per game which easily leads the country.
- ▶ Part of Texas Tech's success has stemmed from its balance. Mahomes or backup Nic Shimonek have found seven different receivers for a touchdown this season while five different rushers have found their way into the endzone. Mahomes leads all Red Raiders with 101 rushing yards and three touchdowns this season.

TEXAS TECH IN NCAA, BIG 12 RANKINGS

(Through Week Two)

Category	NCAA Rank	Big 12 Rank
Passing Offense	1st	1st
Red Zone Offense	T-1st	T-1st
Total Offense	2nd	1st
First Down Offense	2nd	1st
Scoring Offense	T-3rd	1st
Tackles for Loss Allowed	22nd	5th

TEXAS TECH KNOWS OFFENSE

- ▶ Texas Tech is currently riding a consecutive game scoring streak that spans 234 games dating back to the 1997 season. The streak, which began Oct. 25, 1997, against Texas A&M, ranks 12th nationally and is the second-longest streak in the Big 12 Conference behind TCU.
- ▶ Texas Tech has posted 325-plus yards of total offense in 55-consecutive games, the longest active streak in the FBS. That streak began on Nov. 19, 2011, at Missouri.
- ▶ Texas Tech is the only school in the country to rank among the top 15 teams for total offense and top 10 for passing offense in every season since 2002.
- ▶ In addition, Texas Tech has ranked in the top 10 for passing offense in each of the past 15 seasons (2001-present).
- ▶ Texas Tech has scored at least 25 points in each of its last 18 games dating back to the 2014 season which is the longest active streak in the country and the longest in school history. The Red Raiders were the only school in a power-five conference (ACC, Big Ten, Big 12, Pac-12, SEC) and one of two nationally to score 25 or more points in every game of the 2015 season.
- ▶ Texas Tech has scored at least 50 points in each of its last seven home games inside Jones AT&T Stadium. The Red Raiders, who averaged a school-record 45.1 points per game in 2015, are averaging 61.0 points per game at home during that span. Tech has scored at least 59 points in five of those seven games.
- ▶ Texas Tech has scored 40 or more points regularly under head coach Kliff Kingsbury. The Red Raiders have eclipsed the 40-point mark 15 times under Kingsbury and the 50-point plateau a total of 10 times.
- ▶ Since the start of the 2015 season, Texas Tech has boasted one of the most impressive quick-strike offenses. The Red Raiders have had 41 touchdown-scoring drives last under two minutes during that time while 19 lasted less than a minute.
- ▶ In 11 regular-season games against non-conference foes under Kliff Kingsbury, Texas Tech is averaging 47.5 points per game. The Red Raiders are an impressive 9-2 during that time.
- ▶ The success of the Texas Tech offense under Kliff Kingsbury has been especially impressive knowing the Red Raiders have not had an upperclassman quarterback leading the offense to start any of his three previous seasons. Patrick Mahomes II became the first junior or senior quarterback to lead the Red Raiders in a season opener since Seth Doege (a senior) earned the nod in 2012.

CONSECUTIVE GAMES SCORING STREAK

(National Rankings)

Games	School	Years
347	Florida	1988-present
295	TCU	1992-present
285	Air Force	1992-present
273	Tennessee	1994-present
272	Ohio State	1993-present
271	Virginia Tech	1995-present
263	Georgia	1995-present
260	Nebraska	1996-present
247	Wisconsin	1997-present
238	Georgia Tech	1997-present
238	Boise State	1997-present
234	TEXAS TECH	1997-present

PLAYS GAINING 30-PLUS YARDS

(National Rankings; 2013-16)

Rank	School	30-Yard Plays
1.	Baylor	162
2.	Oregon	141
3.	TEXAS TECH	131
4.	Bowling Green	126
5.	Western Kentucky	119
	Marshall	119
6.	Ohio State	118
7.	Miami, Fla.	116
8.	Texas A&M	113
9.	Indiana	111
10.	Utah State	110
11.	Colorado State	109
12.	Auburn	108

RED RAIDER OFFENSE AGAINST THE REST OF THE NATION

(Since 2000)

TOTAL YARDS		POINTS SCORED		TOUCHDOWNS	
TEXAS TECH	100,629	OKLAHOMA	8,056	OREGON	1,034
OREGON	97,368	OREGON	7,890	BOISE STATE	1,019
OKLAHOMA	94,965	BOISE STATE	7,825	OKLAHOMA	1,012
HOUSTON	94,787	TEXAS TECH	7,484	TEXAS TECH	990
HAWAII	92,362	TEXAS	7,107	TEXAS	913

PRESEASON HONORS

DE'QUAN BOWMAN (WR)

- Athlon Sports Preseason All-Big 12 (Fourth Team)

BAYLEN BROWN (OL)

- Athlon Sports Preseason All-Big 12 (Second Team)

BREIDEN FEHOKO (DL)

- Athlon Sports Preseason All-Big 12 (Third Team)
- Polynesian Player of the Year Watch List

CLAYTON HATFIELD (PK)

- Preseason All-Big 12 Team
- Athlon Sports Preseason All-Big 12 (Second Team)
- Lou Groza Award Watch List

JAH'SHAWN JOHNSON (DB)

- Athlon Sports Preseason All-Big 12 (Fourth Team)

DEVIN LAUDERDALE (WR)

- Athlon Sports Preseason All-Big 12 (Fourth Team)

PATRICK MAHOMES II (QB)

- Earl Campbell Tyler Rose Award Watch List
- Johnny Uintas Golden Arm Award Watch List
- Rotary Lombardi Award Watch List
- Maxwell Award Watch List
- Davey O'Brien Award Watch List
- Manning Award Watch List
- AFCA Good Works Team Nominee
- Wuerffel Trophy Nominee
- Athlon Sports Preseason All-Big 12 (Second Team)
- Davey O'Brien Award "Great 8" List (Sept. 12)
- Big 12 Player of the Week (Sept. 12)

TONY MORALES (OL)

- Rimington Award Watch List

IAN SADLER (WR)

- Athlon Sports Preseason All-Big 12 (Third Team)

JUSTIN STOCKTON (RB)

- Doak Walker Award Watch List
- Athlon Sports Preseason All-Big 12 (Second Team)

#REDRAIDERSINTHENFL

10 former Red Raiders enter the 2016 season on NFL rosters, including three members of the 2015 Texas Tech squad.

Jace Amaro (2011-13)	Tennessee Titans
Danny Amendola (2004-07)	New England Patriots
Le'Raven Clark (2012-15)	Indianapolis Colts
Michael Crabtree (2007-08)	Oakland Raiders
Cody Davis (2009-12)	Los Angeles Rams
Jakeem Grant (2012-15)	Miami Dolphins
Bradley Marquez (2010-13)	Los Angeles Rams
LaAdrian Waddle (2009-12)	New England Patriots
DeAndre Washington (2011-15)	Oakland Raiders
Kerry Hyder (2009-13)	Detroit Lions




RECORD BREAKDOWN

	2016	Kingsbury
Overall	1-1	20-20
vs. Big 12 Conference	0-0	10-17
vs. Non-Conference	1-1	10-3
at Jones AT&T Stadium	1-0	11-8
in Away Games	0-1	8-8
at Neutral Sites	0-0	1-4
Day Games	0-0	10-12
Night Games (6 p.m. start or later)	1-1	10-8
vs. Top 25 teams	0-0	2-13
vs. Top 10 teams	0-0	0-5
vs. Top 5 teams	0-0	0-4
vs. Top-Ranked teams	0-0	0-0
TV games	1-1	20-20
on FSN	1-0	9-0
on FOX	0-0	0-5
on FOX Sports 1	0-1	7-5
on ESPN	0-0	3-4
on ABC	0-0	0-5
on ESPN2	0-0	1-0
on ESPNU	0-0	0-1
When scoring first	1-0	16-9
When opponents score first	0-1	4-11
When leading at halftime	1-0	16-3
When trailing at halftime	0-1	1-17
When tied at halftime	0-0	3-0
When leading after third quarter	1-0	19-1
When trailing after third quarter	0-1	1-18
When tied after third quarter	0-0	0-1
In overtime games	0-0	0-0
When scoring less than 20 points	0-0	0-3
When scoring 20-29 points	0-0	1-6
When scoring 30-39 points	0-0	8-7
When scoring 40-49 points	0-0	4-1
When scoring 50+ points	1-1	7-3
When allowing less than 20 points	1-0	5-0
When allowing 20-29 points	0-0	8-0
When allowing 30-39 points	0-0	4-4
When allowing 40+ points	0-1	3-16
When totaling <300 yds total offense	0-0	0-0
When totaling 300+ yds total offense	1-1	20-20
When totaling 400+ yards total offense	1-1	18-13
When totaling 500+ yards total offense	1-1	15-8
When totaling 600+ yards total offense	1-1	10-5
When rushing for 100+ yards	1-0	17-14
When rushing for 150+ yards	0-0	13-6
When passing for 300+ yards	1-1	16-17
When passing for 350+ yards	1-1	15-11
When passing for 400+ yards	1-1	12-5
When passing for 500+ yards	1-1	2-3
When allowing <100 yds rushing	1-0	3-0
When allowing 100+ yds rushing	0-1	17-20
When allowing 200+ yds rushing	0-1	9-18
When allowing <200 yds passing	0-0	9-5
When allowing 200+ yards passing	1-1	10-15
When allowing 300+ yards passing	1-1	5-8
When allowing 400+ yards passing	0-0	0-2
When allowing <300 yards total offense	0-0	2-0
When allowing 300+ yards total offense	1-1	18-20
When allowing 400+ yards total offense	0-1	13-19
When having no turnovers	0-0	5-2
When forcing no turnovers	0-1	4-5
When leading turnover margin	1-0	8-2
When trailing turnover margin	0-1	8-14
When having <2 takeaways	0-0	7-11
When having 2 or more takeaways	1-0	13-8
When leading in time of possession	1-0	6-4
When trailing in time of possession	0-1	14-16

RED RAIDER DEFENSE ENTERS SECOND SEASON UNDER DAVID GIBBS

- Texas Tech defensive coordinator David Gibbs is his second season, bringing much-needed stability to the unit. Tech has not had a defensive coordinator remain in place for two-consecutive seasons since Ruffin McNeil from 2007-09. Five different defensive coordinators have spent time in the position since McNeil's departure following the 2009 season.
- The Texas Tech defense drastically improved in forcing turnovers in Gibbs' first season. The Red Raiders, who had just 15 takeaways in 2014, forced 25 turnovers during the 2015 season, their most since recording the same amount in 2009. Tech opened the 2016 campaign with three takeaways, marking the 10th-consecutive game the unit has forced a turnover.
- According to research from *CoachingSearch.com*, David Gibbs-led defenses are averaging 2.46 turnovers per game since the 2013 season. It is the highest average among active defensive coordinators nationally. Gibbs previously spent the 2012-14 seasons as Houston's defensive coordinator before arriving in Lubbock.

MOST TAKEAWAYS PER GAME SINCE 2013 AMONG ACTIVE DEFENSIVE COORDINATORS

Coach	School(s)	Turnovers/Game	Record
David Gibbs	Houston, Texas Tech	2.46	24-17
Gary Patterson	TCU	2.20	28-12
Todd Orlando	Utah State, Houston	2.20	34-10
Pete Kwiatowski	Boise State, Washington	2.12	25-17
Joe Cauthen	Arkansas State	2.07	24-17
Lionel Washington	Tulane	2.08	14-25
Phil Bennett	Baylor	2.07	34-7
Todd Graham	Arizona State	2.02	27-14
Tyrone Nix	Middle Tennessee	2.00	22-18

Source: *CoachingSearch.com*

KINGSBURY WELCOMES SIX NEW MEMBERS TO COACHING STAFF

- Texas Tech head coach Kliff Kingsbury welcomed six new members to his coaching staff this past spring with the hirings of Joe Robinson (special teams), Kevin Patrick (defensive line), Karl Scott (cornerbacks), DeShaun Foster (running backs) as well as Rusty Whitt (strength & conditioning). Emmett Jones (outside receivers) was promoted to a full-time coaching role after spending the 2015 season as Director of Player Development.
- Robinson brings a wealth of experience to Texas Tech's special teams units as he previously served stints at South Carolina (2012-15), North Carolina (2011), LSU (2008-10) and Arizona (2004-07). He was named the Special Teams Coordinator of the Year by *FootballScoop.com* in 2010.
- Foster and Jones are in their first seasons as a collegiate assistant coach. Foster arrived at Texas Tech following three seasons in various roles at UCLA. Jones was previously a longtime Texas high school football before joining the staff prior to the 2015 season.
- Patrick spent the previous two seasons as an assistant at North Texas. He was previously a longtime assistant at South Florida where he coached the likes of Jason Pierre-Paul, George Selvie and Terrell McClain.
- Scott arrived at Texas Tech following one season as safeties coach at Louisiana Tech. He was previously the defensive coordinator at Southeastern Louisiana in 2014.
- Whitt has helped transform Texas Tech's strength and conditioning program in his short time in Lubbock. A former U.S. Army Special Forces member, Whitt joined the Tech staff after six seasons in the same role at Louisiana-Lafayette.

2016 TEXAS TECH COACHING STAFF

Name	Position	Season
Kliff Kingsbury	Head Coach	4th
David Gibbs	Defensive Coordinator	2nd
Eric Morris	Offensive Coordinator	4th
Joe Robinson	Special Teams	1st
Zac Spavital	Linebackers	2nd
Kevin Patrick	Defensive Line	1st
Lee Hays	Offensive Line	4th
Emmett Jones	Outside Receivers	1st
Karl Scott	Cornerbacks	1st
DeShaun Foster	Running Backs	1st
Rusty Whitt	Strength & Conditioning	1st

RED RAIDERS FACE ANOTHER POWER-FIVE FOE IN ARIZONA STATE

- For the third-straight season, Texas Tech will face an opponent from a power-five conference (ACC, Big Ten, Big 12, Pac-12, SEC) when the Red Raiders travel to face Arizona State on Sept. 10. The game is the start of a home-and-home series between the two schools.
- The Red Raiders are coming off a similar home-and-home series against former Southwest Conference foe Arkansas which was played during the 2014 and 2015 seasons. Texas Tech split the series versus the Razorbacks which ended with a 35-24 victory last season in Fayetteville.
- In addition to Arizona State, Texas Tech also has non-conference games currently scheduled against Arizona (2019-20), N.C. State (2022, 2027) and Oregon (2023-24). Tech also has non-conference series slated against the likes of Houston (2017-18, 2021-22) and Colorado State (2025-26).

TEXAS TECH RETURNS PLENTY OF FIRE-POWER ON OFFENSE

- Despite the departures of Jakeem Grant and DeAndre Washington, Texas Tech still brings back 65 percent of its scoring from a year ago thanks in part to the return of Patrick Mahomes II, Justin Stockton and Reginald Davis II among others.
- The Red Raiders return eight different receivers who caught a touchdown a year ago, led by Davis who snagged eight which was two shy of Grant for the team high. The remaining returning receivers with a touchdown in 2015 are Justin Stockton (6), Devin Lauderdale (4), Ian Sadler (3), Jonathan Giles (3), Zach Austin (1), Cameron Batson (1), Tony Brown (1)
- Mahomes ranks as Texas Tech's leading returning rusher after he recorded 456 yards on the ground in 2015. The Red Raider back field will be boosted this season by junior Justin Stockton, who had 733 all-purpose yards a year ago, as well as senior Quinton White, Jr., sophomore Demarcus Felton and redshirt freshman Corey Dauphine.
- On the offensive line, fourth-year assistant coach Lee Hays boasts two returning veterans in Baylen Brown and Tony Morales. Brown leads all Red Raiders with 23 career starts at various positions. Hays will also utilize sophomore Justin Murphy (four starts in 2015), sophomore transfer Paul Stawarz and redshirt freshmen Madison Akamnonu and Terence Steele.



WIDE RECEIVER U

- ▶ Texas Tech easily stakes claim to the tag "Wide Receiver U" and has the numbers to prove it. Since 2000, Texas Tech has completed 628 touchdown passes, easily the most in the country during that span.
- ▶ According to research from the website *SportsReference.com*, the closest school to the Red Raiders during that span is Hawaii and its 526 touchdown passes. The only other Big 12 school to rank in the top 10 is Oklahoma, which has 483 touchdown passes since 2000.
- ▶ In addition, the Red Raiders have two Biletnikoff Awards on display in their trophy case and two of the most prolific receivers in the NFL over the past several seasons: Michael Crabtree and Wes Welker.

PRESEASON PLAYER NOTABLES

- ▶ Texas Tech elected four captains prior to its season opener against Stephen F. Austin. Serving as a team captains throughout the 2016 season are senior offensive lineman Baylen Brown, junior quarterback Patrick Mahomes II, senior defensive back Justis Nelson and senior linebacker Luke Stice.
- ▶ The 2016 roster features 10 student-athletes who have already earned their undergraduate degrees: Reginald Davis II, Tony Morales, Justis Nelson, Thierry Nguema, Tyler Scalzi, Luke Stice, Keenon Ward, Quinton White, Jr., Kris Williams and Caleb Woodward. Davis, Nguema, White and Woodward all received their Texas Tech degrees this August.
- ▶ Texas Tech defensive coordinator David Gibbs has added experience to his unit with the transfers of Kolin Hill (Notre Dame), Ondre Pipkins (Michigan) and Luke Stice (Houston). Hill and Pipkins both sat out the 2015 season learning Gibbs' system while Stice previously played for the second-year defensive coordinator during his previous stop at the University of Houston.
- ▶ Texas Tech boasts 10 returners with at least 10 career starts: Baylen Brown (24), Justis Nelson (23), Keenon Ward (21), Tevin Madison (20), Patrick Mahomes II (18), Reginald Davis II (15), Breiden Fehoko (14), Jah'Shawn Johnson (14), Devin Lauderdale (14) and Ian Sadler (10).
- ▶ Jah'Shawn Johnson made a habit of covering loose balls during his first season as a Red Raider. The sophomore ranked second nationally in 2015 for fumble recoveries after recording four as a redshirt freshman. He is Texas Tech's leading returning tackler after posting 85 tackles a year ago.
- ▶ Clayton Hatfield was among the most-accurate kickers in college football during his redshirt freshman season in 2015. After earning the position full-time early in the season, Hatfield finished 12-for-14 on field goal attempts (87.5 percent) which finished seventh nationally for field goal percentage. He ranks fifth in the category among returning place kickers.
- ▶ Junior college transfer Derrick Willies was named one of Bruce Feldman's top-20 "freaks" for the 2016 season after he tweeted a workout video where he launched from a seated position for a 60-inch box jump. He did this all while wearing a 10-pound vest. Willies, who began his career at Iowa, led all JUCO receivers last season after recording 1,115 yards and 14 touchdowns at Trinity Valley Community College.
- ▶ Despite being classified as a sophomore, Breiden Fehoko is expected to provide quality experience for the Red Raider defensive line after starting in all 13 games in 2015. He recorded 19 tackles as a true freshman, including four for a loss, and added a sack as well as an interception.
- ▶ Reginald Davis II enters his senior season with 15 career touchdown receptions, six shy of entering the top 10 in Texas Tech history. Davis, who caught eight touchdowns in 2015, trails Carols Francis (2000-03), Wes Welker (2000-03) and Nehemiah Glover (2001-04) for ninth all-time in the Tech record book.
- ▶ Texas Tech returns the bulk of its secondary this season in seniors Justis Nelson, Keenon Ward, Paul Banks III and Thierry Nguema as well as junior Tevin Madison and sophomore Jah'Shawn Johnson. Tech also benefits from the return of D.J. Polite-Bray, who returns after redshirting the 2015 season.

KINGSBURY IN ELITE COMPANY AMONG ACTIVE HEAD COACHES

- ▶ Texas Tech head coach Kliff Kingsbury is one of only two NCAA FBS coaches that finished in the top 10 in the Heisman Trophy voting and also played in the National Football League. Kingsbury joins Michigan's Jim Harbaugh as the only two active coaches to accomplish this feat. Harbaugh finished third in the 1986 Heisman Trophy race and played 13 seasons in the NFL. Kingsbury, meanwhile, ranked ninth in the 2002 Heisman Trophy voting and then played five seasons in the NFL with stops with the New England Patriots, New Orleans Saints, New York Jets and Denver Broncos.

UNIFORM WATCH

(Since 2009)



Texas Tech record since 2009 while wearing the following uniform combinations:

Helmet-Jersey-Pants	Record
BLACK-BLACK-BLACK	11-7
Black-White-Black	9-6
Black-Red-Black	6-3
White-White-White	7-5
Black-Red-White	4-0



Black-Black-White	4-2
Black-Red-Red	3-0
Black-White-White	1-2
Black-Gray-Black	1-0
Gray-Gray-Gray	1-0
Black-Black-Red	0-1
Black-White-Red	0-2
White-White-Red	0-2
Gray-White-Gray	0-3
Wounded Warrior (2010)	1-0



Wounded Warrior (2011)	0-1
Lone Star Pride (2012)	0-1
Lone Survivor (2013)	0-1
Lone Star Pride (2013)	0-1
Throwbacks (2014)	0-1
White Ombre' (2014)	0-1
Lone Star Pride (2014)	0-1
Black Ombre' (2014)	0-1
Throwbacks - White (2015)	2-0

300-YARD PASSING GAMES

Patrick Mahomes II (15)

Date	Pass Yards	Opponent
Nov. 15, 2014	393	#24 Oklahoma
Nov. 22, 2014	328	Iowa State
Nov. 29, 2014	598	#5 Baylor
Sept. 5, 2015	425	Sam Houston State
Sept. 12, 2015	361	UTEP
Sept. 26, 2015	392	#3 TCU
Oct. 3, 2015	415	#5 Baylor
Oct. 10, 2015	428	Iowa State
Oct. 17, 2015	354	Kansas
Oct. 31, 2015	480	#12 Oklahoma State
Nov. 14, 2015	384	Kansas State
Nov. 26, 2015	372	Texas
Dec. 29, 2015	370	#22 LSU
Sept. 3, 2016	483	Stephen F. Austin
Sept. 10, 2016	540	Arizona State

100-YARD RUSHING GAMES

Justin Stockton (2)

Date	Rush Yards	Opponent
Sept. 4, 2014	135	UTEP
Oct. 10, 2015	101	Iowa State

100-YARD RECEIVING GAMES

Zach Austin (1)

Date	Rec. Yards	Opponent
Oct. 3, 2015	110	#5 Baylor

Cameron Batson (1)

Date	Rec. Yards	Opponent
Sept. 10, 2016	148	Arizona State

Tony Brown (1)

Date	Rec. Yards	Opponent
Oct. 3, 2015	117	#5 Baylor

Reginald Davis (1)

Date	Rec. Yards	Opponent
Sept. 19, 2015	115	Arkansas

Devin Lauderdale (3)

Date	Rec. Yards	Opponent
Oct. 11, 2014	112	West Virginia
Sept. 5, 2015	150	Sam Houston State
Sept. 26, 2015	110	#3 TCU

Ian Sadler (2)

Date	Rec. Yards	Opponent
Oct. 31, 2015	122	Oklahoma State
Nov. 26, 2015	108	Texas



2016 BIG 12 STANDINGS

	CONF	PCT.	OVERALL	STK
Baylor	0-0	.000	2-0	W3
West Virginia	0-0	.000	2-0	W2
Texas	0-0	.000	2-0	W3
Oklahoma State	0-0	.000	1-1	L1
TCU	0-0	.000	1-1	L1
Texas Tech	0-0	.000	1-1	L1
Kansas	0-0	.000	1-1	L1
Oklahoma	0-0	.000	1-1	W1
Kansas State	0-0	.000	0-1	L2
Iowa State	0-0	.000	0-2	L6

BIG 12 WEEKLY SCHEDULE

FRIDAY, SEPTEMBER 16

Baylor at Rice (ESPN) _____ 7 p.m.

SATURDAY, SEPTEMBER 17

Kansas at Memphis (ESPNU) _____ 11 a.m.
 Iowa State at TCU (FS1) _____ 11 a.m.
 Florida Atlantic at Kansas State (FSN) _____ 1:30 p.m.
 Pittsburgh at Oklahoma State (ESPN) _____ 2:30 p.m.
 Louisiana Tech at Texas Tech (FSN) _____ 6 p.m.
 UTEP at Texas (LHN) _____ 6 p.m.
 Ohio State at Oklahoma (FOX) _____ 6:30 p.m.
 Texas at California (ESPN/ESPN2) _____ 6:30 p.m.

FRIDAY, SEPTEMBER 23

TCU at SMU (ESPN) _____ 7 p.m.

SATURDAY, SEPTEMBER 24

Oklahoma State at Baylor _____ TBA
 West Virginia vs. BYU _____ TBA
 San Jose State at Iowa State (FSN) _____ 11 a.m.
 Missouri State at Kansas State _____ 6 p.m.

THURSDAY, SEPTEMBER 29

Kansas at Texas Tech (FS1) _____ 7:30 p.m.

BIG 12 PRESEASON POLL

TEAM POINTS

1. Oklahoma (24)	258
2. TCU (2)	222
3. Oklahoma State	202
4. Baylor	156
5. Texas	151
6. Texas Tech	141
7. West Virginia	126
8. Kansas State	88
9. Iowa State	59
10. Kansas	27



TEXAS TECH HEAD COACH KLIFF KINGSBURY

- Kliff Kingsbury is the only former Texas Tech player to return to his alma mater and be named head coach.
- Under Kingsbury, Texas Tech has annually ranked among the top offenses nationally, finishing in the top 10 for total offense in all three seasons. Tech ranked second in 2015 for total offense, scoring offense and passing offense.
- At the age of 37, Kingsbury is the second-youngest head coach in a power-five conference (ACC, Big Ten, Big 12, Pac-12, SEC) and the third-youngest coach in the FBS. First-year Iowa State head coach Matt Campbell overtook Kingsbury's reign as the youngest head coach in the power five after the Cyclones hired him this offseason.
- Kingsbury is one of 16 head coaches at the NCAA Division I FBS level working at their alma mater.

TEXAS TECH - A WINNING TRADITION

- Since 1993, Texas Tech has endured just two sub-.500 seasons. On that note, Texas Tech ranks among the nation's top-six programs in regards to experiencing the least sub-.500 seasons since 1993. Only four NCAA FBS college football programs—Florida State (0), Southern California (1), Ohio State (1) and Florida (1)—have fewer sub-.500 seasons in the last 23 years:
- Texas Tech has made 37 postseason bowl appearances in its 91-year history which ranks among the top-20 programs all-time in bowl games played. The Red Raiders rank third among current Big 12 Conference programs in bowl appearances.
- Despite falling in the 2015 AdvoCare V100 Texas Bowl held in Houston, Texas Tech has won four of its last five bowl appearances dating back to the 2009 season.
- Texas Tech has participated in 13 bowl games since the start of the 2000 season alone. The Red Raiders are 9-5 in those bowl games during that span.

ZACH THOMAS ELECTED INTO RING OF HONOR

- Legendary All-American linebacker Zach Thomas will become the newest member of the prestigious Texas Tech Football Ring of Honor on Oct. 22 when he is inducted prior to kickoff between the Red Raiders and Oklahoma.
- Thomas will be the fifth Red Raider to be enshrined into the Ring of Honor, joining the likes of Donny Anderson, Gabe Rivera, E.J. Holub and Dave Parks. Thomas will be honored in a pregame ceremony where his name will be unveiled on the West Stadium Building at Jones AT&T Stadium.
- Thomas was a 2015 inductee into the College Football Hall of Fame. He remains a celebrated figure in Texas Tech history after a stellar four-year career where he led the Red Raiders to three bowl games. Thomas, who went on for a successful 13-year NFL career that included seven All-Pro honors, was a two-time Southwest Conference Defensive Player of the Year honoree as well as a finalist for the prestigious Butkus Award.

KIRBY HOCUTT NAMED CFP SELECTION COMMITTEE CHAIRMAN

- Texas Tech Director of Athletics Kirby Hocutt will add another important title during the 2016 football season - chairman of the College Football Playoff Selection Committee. Hocutt was named the Big 12's representative to the CFP's selection committee prior to the 2015 season and is year two of a three-year term.
- The College Football Playoff Committee matches the No. 1 seed vs. No. 4, and No. 2 vs. No. 3 in national semifinal games that rotate annually among the Chick-fil-A Peach Bowl, Goodyear Cotton Bowl, Capital One Orange Bowl, Allstate Sugar Bowl, Rose Bowl Game presented by Northwestern Mutual and Fiesta Bowl. The committee members produce weekly rankings after the ninth weekend of games. The members meet in person on Mondays and Tuesdays in Dallas. The CFP rankings will be revealed each week beginning Nov. 1 on ESPN with Hocutt appearing live via satellite soon after their unveiling.
- Texas Tech is coming off one of its best athletic years in recent years under Hocutt as 14 of its 17 intercollegiate programs advanced to the NCAA postseason. In addition, Tech was the only Big 12 member to play in a bowl game and also participate in both the men's basketball and baseball NCAA Tournaments.
- Texas Tech also claimed three Big 12 team titles during the 2015-16 academic year: men's tennis (first in program history), women's soccer (first in program history) and baseball (first since 1997).

HEAD COACHES AT THEIR ALMA MATER

(Active Head Coaches)

School	Name	Years Played
Air Force	Troy Calhoun	1985-88
Ball State	Mike Neu	1990-93
Boise State	Bryan Harsin	1995-99
BYU	Kailani Sitake	1994, 1997-00
Georgia	Kirby Smart	1995-98
Hawaii	Nick Rolovich	2000-01
Kent State	Paul Haynes	1987-91
Miami	Mark Richt	1978, 1980-82
Michigan	Jim Harbaugh	1983-86
Missouri	Barry Odom	1996-99
Northwestern	Pat Fitzgerald	1993-96
Oklahoma State	Mike Gundy	1986-89
Stanford	David Shaw	1991-94
Texas Tech	Kliff Kingsbury	1999-02
Utah State	Matt Wells	1994-96
UTEP	Sean Kugler	1985-88

ALL-TIME BOWL APPEARANCES

(National Rankings)

Rank	School	Appearances
1.	Alabama	63
2.	Texas	53
3.	USC	52
	Nebraska	52
5.	Georgia	51
	Tennessee	51
7.	Oklahoma	49
8.	LSU	47
9.	Penn State	46
	Ohio State	46
11.	Georgia Tech	44
	Michigan	44
13.	Florida State	43
	Florida	43
15.	Arkansas	41
16.	Auburn	40
17.	Texas Tech	37
	Miami (Fla.)	37
	Mississippi	37
	Texas A&M	37
	Clemson	37



TEXAS TECH IN NCAA RANKINGS

CATEGORY	NCAA	BIG 12
3rd Down Conversion Pct.	41st	4th
3rd Down Conversion Pct. Defense	88th	8th
4th Down Conversion Pct.	54th	4th
4th Down Conversion Pct. Defense	58th	7th
Blocked Kicks	9th	2nd
Blocked Kicks Allowed	1st	1st
Blocked Punts	-	-
Blocked Punts Allowed	1st	1st
Completion Percentage	18th	3rd
Fewest Penalties	97th	6th
Fewest Penalties per Game	94th	5th
Fewest Penalty Yards	100th	6th
Fewest Penalty Yards per Game	98th	6th
First Downs Defense	123rd	10th
First Downs Offense	2nd	1st
Fumbles Lost	1st	1st
Fumbles Recovered	49th	4th
Kickoff Return Defense	86th	8th
Kickoff Returns	63rd	8th
Net Punting	124th	10th
Passes Had Intercepted	95th	7th
Passes Intercepted	37th	2nd
Passing Offense	1st	1st
Passing Yards Allowed	120th	10th
Passing Yards per Completion	31st	2nd
Punt Return Defense	115th	9th
Punt Returns	22nd	3rd
Red Zone Defense	82nd	9th
Red Zone Offense	1st	1st
Rushing Defense	92nd	7th
Rushing Offense	113th	6th
Sacks Allowed	66th	6th
Scoring Defense	122nd	10th
Scoring Offense	3rd	1st
Tackles for Loss Allowed	22nd	5th
Team Passing Efficiency	19th	4th
Team Passing Efficiency Defense	87th	4th
Time of Possession	105th	8th
Total Defense	117th	10th
Total Offense	2nd	1st
Turnover Margin	59th	2nd
Turnovers Gained	56th	4th
Turnovers Lost	53rd	4th
Winning Percentage	49th	4th

RED RAIDERS IN NCAA RANKINGS

PLAYER	NCAA	BIG 12
Cameron Batson		
Punt Return Average	14th	2nd
Jordyn Brooks		
Solo Tackles	35th	3rd
Clayton Hatfield		
Field Goal Percentage	1st	1st
Scoring	42nd	5th
Patrick Mahomes II		
Completion Percentage	18th	4th
Completions per Game	5th	2nd
Passing TDs	1st	1st
Passing Yards	1st	1st
Passing Yards per Game	1st	1st
Passing Yards per Completion	17th	1st
Points Responsible For	2nd	1st
Points Responsible For per Game	3rd	1st
Total Offense	1st	1st
Justin Stockton		
Yards per Reception	27th	3rd

NATIONAL RANKINGS

ASSOCIATED PRESS (Sept. 11)

TEAM	RECORD	POINTS
1. Alabama (56)	2-0	1520
2. Florida State (4)	2-0	1437
3. Ohio State	2-0	1298
4. Michigan (1)	2-0	1298
5. Clemson	2-0	1284
6. Houston	2-0	1264
7. Stanford	1-0	1137
8. Washington	2-0	983
9. Wisconsin	2-0	893
10. Louisville	2-0	890
11. Texas	2-0	872
12. Michigan State	1-0	747
13. Iowa	2-0	694
14. Oklahoma	1-1	686
15. Tennessee	2-0	665
16. Georgia	2-0	584
17. Texas A&M	2-0	564
18. Notre Dame	1-1	526
19. Ole Miss	1-1	473
20. LSU	1-1	391
21. Baylor	2-0	305
22. Oregon	2-0	292
23. Florida	2-0	205
24. Arkansas	2-0	198
25. Miami	2-0	197

OPPONENTS RECEIVING VOTES: TCU (62), Oklahoma State (22), Arizona State (2)

AMWAY COACHES POLL (Sept. 11)

TEAM	RECORD	POINTS
1. Alabama (62)	2-0	1598
2. Florida State (1)	2-0	1490
3. Clemson (1)	2-0	1447
4. Ohio State	2-0	1440
5. Michigan	2-0	1279
6. Stanford	1-0	1257
7. Houston	2-0	1243
8. Michigan State	1-0	1034
9. Washington	2-0	945
10. Louisville	2-0	894
11. Iowa	2-0	875
12. Wisconsin	2-0	793
13. Georgia	2-0	777
14. Oklahoma	1-1	723
15. Tennessee	2-0	718
16. Texas	2-0	648
17. Ole Miss	1-1	525
18. Notre Dame	1-1	453
19. Baylor	2-0	452
20. Texas A&M	2-0	425
21. Oregon	2-0	403
22. LSU	1-1	318
23. Florida	2-0	267
24. Arkansas	2-0	170
25. Miami	2-0	137

OPPONENTS RECEIVING VOTES: TCU (110), Oklahoma State (29), West Virginia (9), Arizona State (7)

COLLEGE FOOTBALL PLAYOFF

TEAM	RECORD
Debuts Nov. 1	

RED RAIDERS IN NATIONAL RANKINGS

WEEK	AP	COACHES	CFP
Preseason	NR	NR	--
Week 2 (9/6)	NR	NR	--
Week 3 (9/11)	NR	NR	--
Week 4 (9/18)			
Week 5 (9/25)			
Week 6 (10/2)			
Week 7 (10/9)			
Week 8 (10/16)			
Week 9 (10/23)			
Week 10 (10/30)			
Week 11 (11/6)			
Week 12 (11/13)			
Week 13 (11/20)			
Week 14 (11/27)			
Week 15 (12/4)			

THE LAST TIME TEXAS TECH WAS...

Ranked in AP Poll	Nov. 3, 2013 (No. 25)
Ranked in Coaches' Poll	Nov. 3, 2013 (No. 23)
Received Votes in the AP Poll	Oct. 18, 2015 (RV)
Received Votes in the Coaches' Poll	Oct. 18, 2015 (RV)

MISCELLANEOUS RECORDS:

Highest Ranking (AP)	No. 2 (Nov. 2-16, 2008)
Highest Ranking (Coaches)	No. 2 (Nov. 9-16, 2008)
Highest Final Ranking (AP)	No. 11 (1938, 1973)
Highest Ranking (Coaches)	No. 11 (1973)
Consecutive Weeks Ranked (AP)	20 (2004-06)
Consecutive Weeks Ranked (Coaches)	25 (2004-06)



MAHOMES IN RECORD BOOK

CAREER YARDAGE LEADERS

1. Graham Harrell (2005-08)	15,793
2. Kliff Kingsbury (1999-02)	12,429
3. Seth Doege (2009-12)	8,646
4. Robert Hall (1990-93)	7,908
5. Taylor Potts (2007-10)	7,835
6. Patrick Mahomes II (2014-)	7,223
7. Zebbie Lethridge (1994-97)	6,789
8. Billy Joe Tolliver (1985-88)	6,756
9. B.J. Symons (2000-03)	6,378
10. Davis Webb (2013-14)	5,257

CAREER TOUCHDOWN LEADERS

1. Graham Harrell (2005-2008)	134
2. Kliff Kingsbury (1999-02)	95
3. Seth Doege (2009-12)	69
4. Taylor Potts (2007-10)	62
5. Patrick Mahomes II (2014-)	61
6. B.J. Symons (2000-03)	59
7. Robert Hall (1990-93)	48
8. Davis Webb (2013-14)	44
9. Zebbie Lethridge (1994-97)	42
10. Billy Joe Tolliver (1985-88)	38

CAREER COMPLETION LEADERS

1. Graham Harrell (2005-08)	1,403
2. Kliff Kingsbury (1999-02)	1,231
3. Seth Doege (2009-12)	819
4. Taylor Potts (2007-10)	733
5. B.J. Symons (2000-03)	554
6. Robert Hall (1990-93)	548
7. Patrick Mahomes II (2014-)	537
8. Zebbie Lethridge (1994-97)	519
9. Billy Joe Tolliver (1985-88)	493
10. Sonny Cumbie (2001-04)	461

CAREER TOTAL OFFENSE LEADERS

1. Graham Harrell (2005-08)	15,611
2. Kliff Kingsbury (1999-01)	12,263
3. Seth Doege (2009-12)	8,700
4. Robert Hall (1990-93)	8,489
5. Patrick Mahomes II (2014-)	7,884
6. Zebbie Lethridge (1994-97)	7,690
7. Taylor Potts (2007-10)	7,653
8. B.J. Symons (2000-03)	6,586
9. Billy Joe Tolliver (1985-88)	6,475
10. Ron Reeves (1978-81)	5,544

CAREER TOUCHDOWNS RESPONSIBLE FOR

1. Graham Harrell (2005-08)	146
2. Kliff Kingsbury (1999-02)	100
3. Seth Doege (2009-12)	75
4. Patrick Mahomes II (2014-)	74
5. Zebbie Lethridge (1994-97)	71
6. Taurean Henderson (2002-05)	69
7. Taylor Potts (2007-10)	66
8. B.J. Symons (2000-03)	61



PATRICK MAHOMES II

Through two games this season, **Patrick Mahomes II** has continued to be recognized as one of college football's top quarterbacks. The junior enters this weekend as the nation's leader in passing yards (1,023), passing yards per game (511.5) as well as total offense per game (562.0) after leading a Red Raider offense that is already averaging 62 points per game. Most impressively, Mahomes has recorded big numbers despite coming out early in the second half of Texas Tech's season-opening win over Stephen F. Austin. His big play ability hasn't been just felt through the air, though, as he also ranks 13th nationally in rushing touchdowns with three already this season.

Mahomes returned for his junior season after emerging as one of the nation's top quarterbacks in 2015. In his first full season as a starter, Mahomes threw for 4,653 yards and 36 touchdowns while adding another 456 yards and 10 touchdowns on the ground. He is the youngest player in NCAA FBS history to record 5,000 yards of total offense and just the 13th signal caller all-time to reach the mark.

MAHOMES IN NATIONAL RANKINGS

(Through Week Two)

Category	NCAA Rank	Big 12 Rank
Passing Yards	1st	1st
Passing Yards/Game	1st	1st
Total Offense/Game	1st	1st
Passing TDs	1st	1st
Points Responsible For	2nd	1st
Points Responsible/Game	3rd	1st
Completions/Game	5th	2nd
Yards per Pass Attempt	7th	2nd
Passing Efficiency	10th	3rd
Rushing TDs	13th	3rd
Yards per Completion	17th	1st
Completion Percentage	18th	4th

MAHOMES ECLIPSES 500-YARD MARK AT ARIZONA STATE

For the second time already in his young career, Patrick Mahomes II surpassed the 500-yard passing mark as he finished 38-of-53 for 540 yards and five touchdowns while also rushing for another 44 yards and a touchdown. The performance earned the junior Big 12 Player of the Week honors, marking the fourth time in his career where he has been recognized with the honor. His 540 passing yards finished just shy of his career high of 598 yards that was set his true freshman year against No. 5 Baylor. According to ESPN Stats and Info, Mahomes threw for at least four touchdown passes for the seventh time since 2015 which is tied for the most in the FBS entering the Louisiana Tech game. Through 19 games as Texas Tech's starting quarterback, Mahomes has now thrown for at least 300 yards 15 times, including seven times with 400 or more yards.

WHERE ARIZONA STATE PERFORMANCE RANKS

Mahomes' performance at Arizona State ranked among the all-time best in Texas Tech history. His 540 passing yards finished as the seventh-most in Texas Tech history, marking the second time he had recorded a total that ranked in the top 10 in the school record book. His 584 yards of total offense, meanwhile, ranked sixth all-time in Tech history and seventh in the Big 12 record book.

TEXAS TECH SINGLE-GAME LEADERS

(Total Offense)


Rank	Total Offense
1. B.J. Symons at Ole Miss (2003)	681
2. Graham Harrell at Oklahoma St. (2007)	643
3. Patrick Mahomes vs. Baylor (2014)	625
4. B.J. Symons at N.C. State (2003)	618
5. Cody Hodges vs. Kansas State (2005)	604
6. Patrick Mahomes at Arizona State (2016)	604
7. Graham Harrell vs. E. Washington (2008)	538
8. B.J. Symons vs. Iowa State (2003)	529
9. B.J. Symons at Oklahoma State (2003)	529
10. Seth Doege vs. West Virginia (2012)	527

COMPARING THE TOP QUARTERBACKS IN TEXAS TECH HISTORY

(First 19 Career Starts)

Through the first 19 starts of his young career, Patrick Mahomes II has torched opposing defenses, amassing over 6,000 yards of passing to put himself already in mention among the top quarterbacks in Texas Tech history.

Mahomes enters his senior season already ranked among the top 10 career passers in school history and could potentially move into the top three by the end of the year, joining the likes of Graham Harrell (2006-08) as well as his head coach, Kliff Kingsbury (1992-02).



KLIFF KINGSBURY

1999-2002



GRAHAM HARRELL

2006-08



PATRICK MAHOMES II

2014-Present

Comp-Att.	563-900	Comp-Att.	640-927	Comp-Att.	525-831
Percentage	63%	Percentage	69%	Percentage	63%
Yards	5585	Yards	7281	Yards	7104
Touchdowns	37	Touchdowns	66	Touchdowns	59
Interceptions	23	Interceptions	14	Interceptions	19



MAHOMES GIVES UP BASEBALL, CONCENTRATES SOLELY ON FOOTBALL

Not long after the Texas Tech completed the 2015 season, Patrick Mahomes II made an important decision. The quarterback who emerged as one of the best in college football was going to give up a sport he loved - baseball. Mahomes, who previously was a member of the Tech baseball program following his 2014 true freshman campaign, concentrated solely on football this past spring, a move that was credited by head coach Kliff Kingsbury as furthering Mahomes' development entering the 2016 season.

MAHOMES' 2015 SEASON RANKS AMONG THE ALL-TIME BEST IN COLLEGE FOOTBALL

Patrick Mahomes' sophomore campaign placed him in elite company. Mahomes was one of six quarterbacks in the history of FBS college football to throw for 4,000 yards and rush for over 450 yards in a season. In addition, he was one of only five quarterbacks to throw for over 4,000 yards, rush for 450 yards, throw 30 or more touchdown passes and run for another 10 touchdowns in a season. In fact, Mahomes is the youngest player in NCAA history to accomplish both feats. His 5,109 yards of total offense ranks second among the group as well, trailing only 2014 Heisman Trophy winner Marcus Mariota of Oregon.

Player (Class)	Year	Yards	TD	Rush Yds	TD
Patrick Mahomes II (So.) - TTU	2015	4,653	34	456	10
Marcus Mariota (Jr.) - Oregon	2014	4,454	42	770	15
Johnny Manziel (RSO.) - TAMU	2013	4,114	37	759	9
Nick Florence (Sr.) - Baylor	2012	4,309	33	568	10
Robert Griffin III (Jr.) - Baylor	2011	4,293	37	699	10
Chase Clement (Sr.) - Rice	2008	4,119	44	693	12

WHAT THEY ARE SAYING...

"Maybe the best-kept secret in college football, Mahomes is on the precipice of becoming the game's next big star."

- Jake Trotter, ESPN.com

"From what my eyes have seen the last couple years, especially last season, Patrick Mahomes is rare stuff. I think he's the most physically gifted quarterback going into (the 2016 season)."

- Brock Huard, ESPN

"Patrick Mahomes is a unique talent. Can't wait to see how he continues to develop at Tech this fall."

- Bruce Feldman, FOX Sports (via Twitter)

"He's got the potential to be the best Texas Tech quarterback maybe ever. It's because of him that I think Texas Tech is going to exceed expectations."

- Joel Klatt, FOX Sports

"He's as good of a quarterback as there is in this league, maybe arguably in the country."

- Mike Gundy, Oklahoma State head coach





KINGSBURY FILE

Hometown _____ New Braunfels, Texas
 High School _____ New Braunfels '98
 College _____ Texas Tech '01
 Family _____ Tim & Sally Kingsbury (parents)
 _____ Klint Kingsbury (brother)

COACHING HISTORY

2008-09: Houston Offensive Quality Control
 2010: Houston Assistant Coach (quarterbacks)
 2011: Houston Co-Offensive Coordinator (quarterbacks)
 2012: Texas A&M Offensive Coordinator (quarterbacks)
 2013-Present: Texas Tech Head Coach

POSTSEASON EXPERIENCE

2008 _____ Bell Helicopter Armed Forces Bowl
 2009 _____ Bell Helicopter Armed Forces Bowl
 2013 _____ National University Holiday Bowl
 2015 _____ AdvoCare V100 Texas Bowl

RECORD AGAINST OPPONENTS

<i>Arizona State</i>	1-1
Arkansas	1-1
<i>Baylor</i>	0-3
Central Arkansas	1-0
<i>Iowa State</i>	3-0
<i>Kansas</i>	3-0
<i>Kansas State</i>	1-2
<i>Louisiana Tech</i>	0-0
LSU	0-1
<i>Oklahoma</i>	0-3
<i>Oklahoma State</i>	0-3
Sam Houston State	1-0
SMU	1-0
<i>Stephen F. Austin</i>	2-0
<i>TCU</i>	1-2
<i>Texas</i>	1-2
Texas State	1-0
UTEP	2-0
<i>West Virginia</i>	1-2

Bold represents 2016 opponent.

RECORD AGAINST CONFERENCES

American	1-0
Big 12	10-17
FCS Opponents	4-0
Pac-12	1-1
Conference USA	2-0
Southland	3-0
Sun Belt	1-0
Southeastern (SEC)	1-1

PLAYING EXPERIENCE

1994-97	New Braunfels High School
1999-02	Texas Tech
2003-04	New England Patriots
2004-05	New Orleans Saints
2005	Denver Broncos / New York Jets
2006	Buffalo Bills / Cologne Centurions (NFL Europe)
2007	Winnipeg Blue Bombers/Montreal Alouettes (CFL)
2008	Team Texas (All-American Football League)



HEAD COACH KLIFF KINGSBURY

Kliff Kingsbury (@TTUKingsbury), the architect of one of the nation's most high-powered offenses, enters his fourth season as head coach at Texas Tech. The 15th head coach in program history, Kingsbury was tabbed to lead his alma mater on Dec. 12, 2012.

Under his watch, the Red Raiders have boasted an explosive offense that has annually ranked among the top units in the country. Tech has made two bowl appearances under Kingsbury, who enters the 2016 season with a 19-19 overall record.

Tech concluded the 2015 season ranked second nationally in total offense, marking the sixth-straight season where a Kingsbury-led offense finished 11th or higher in the category dating back to his time at both Houston and Texas A&M. Tech ranked second in the country for both scoring offense and passing offense in 2015 as well.

The Red Raiders averaged a school record 45.1 points per game in 2015 after scoring at least 25 points in all 13 games. Tech was one of just two schools nationally and the only team in a power-five conference to score 25 or more points in every game of the 2015 season.

Under Kingsbury, Tech has featured six players named to either the All-Big 12 first or second team as well as three All-America selections in Amaro (2013), Le'Raven Clark (2015) and Grant (2015).

OFFENSES UNDER KINGSBURY

Since earning his first coordinator position at Houston in 2010, Kliff Kingsbury has annually produced one of the nation's top offenses. A two-time National Offensive Coordinator of the Year honoree, Kingsbury has produced an offense that has ranked 11th or better nationally in each of the past five seasons. Here is a listing of where Kingsbury's offenses have ranked in the NCAA since 2010:

SCHOOL (YEAR)	TOTAL OFFENSE	SCORING OFFENSE	PASSING OFFENSE	RUSHING OFFENSE
Houston (2010)	11th	13th	5th	61st
Houston (2011)	1st	1st	1st	68th
Texas A&M (2012)	3rd	4th	14th	11th
Texas Tech (2013)	8th	23rd	2nd	111th
Texas Tech (2014)	10th	52nd	5th	80th
Texas Tech (2015)	2nd	2nd	2nd	40th

QUARTERBACKS UNDER KINGSBURY

YEAR	PLAYER	COMP	ATT	PCT.	YARDS	TD	INT	RATE	HEISMAN
2008	Case Keenum (Hou.)	397	589	67.4	5,020	44	11	159.9	N/A
2009	Case Keenum (Hou.)	492*	700*	70.3	5,671*	44*	15	154.8	N/A
2010	David Piland (Hou.)+	201	345	58.3	2,641	24	14	137.4	N/A
2011	Case Keenum (Hou.)	428*	603*	71.0	5,631*	48*	5	174.0	7th
2012	Johnny Manziel (TAMU)^	295	434	68.0	3,706	26	9	155.3	1st
2013	Davis Webb (TTU)	226	361	62.6	2,718	20	9	139.1	N/A
2013	Baker Mayfield (TTU)	218	340	64.1	2,315	12	9	127.7	N/A
2014	Davis Webb (TTU)	211	345	61.2	2,539	24	13	138.4	N/A
2014	Patrick Mahomes II (TTU)	105	185	56.8	1,547	16	4	151.2	N/A
2015	Patrick Mahomes II (TTU)	336	517	56.0	4,283	32	14	149.6	N/A

+ -- David Piland was the backup to Case Keenum, whose 2010 season was cut short by injury.

^ -- Johnny Manziel also rushed for 1,410 yards and 21 TDs on his way to claiming the 2012 Heisman Trophy.

* -- Indicates player led the nation in that category.

TEXAS TECH COACHING STAFF



DAVID GIBBS
Defensive Coordinator
Field



ERIC MORRIS
Offensive Coordinator
Press Box



DESHAUN FOSTER
Running Backs
Field



LEE HAYS
Offensive Line
Field




EMMETT JONES
Outside Receivers
Field



KEVIN PATRICK
Defensive Line
Field



JOE ROBINSON
Special Teams
Field



KARL SCOTT
Cornerbacks
Field



ZAC SPAVITAL
Linebackers
Press Box



DEPTH CHART

OFFENSE

LT 65 Baylen Brown 6-5 305 Sr-3L San Antonio, Texas
58 Madison Akamnonu 6-5 310 Fr-RS Arlington, Texas

LG 72 Jack Reichel 6-5 290 So-TR Sacramento, Calif.
74 Cole Collier 6-1 300 So-1L Prosper, Texas

C 51 Tony Morales 6-3 295 Sr-1L Arlington, Texas
69 Cody Wheeler 6-4 310 Fr-RS Allen, Texas

RG 73 Justin Murphy 6-6 310 So-1L Belton, Texas
76 Paul Stawarz 6-5 295 So-RS Glen Ellyn, Ill.

RT 78 Terence Steele 6-6 300 Fr-RS Cibola, Texas
64 Ethan Smith 6-6 275 So-1L Humble, Texas

QB 5 Patrick Mahomes II 6-3 230 Jr-2L Whitehouse, Texas
16 Nic Shimonek 6-3 220 Jr-1L Corsicana, Texas

RB 4 Justin Stockton 5-10 200 Jr-2L Cibola, Texas
23 Quinton White 5-7 215 Sr-3L College Station, Texas

X 6 Devin Lauderdale 5-10 176 Sr-2L Houston, Texas
-or- 11 Derrick Willies 6-3 215 Jr-TR San Bernardino, Calif.

H 13 Cameron Batson 5-9 175 Jr-2L Oklahoma City, Okla.
-or- 20 Keke Coutee 5-11 175 So-1L Lufkin, Texas

Y 12 Ian Sadler 5-11 195 Jr-2L Argyle, Texas
-or- 9 Jonathan Giles 5-11 185 So-1L Missouri City, Texas

Z 2 Reginald Davis III 6-0 185 Sr-3L Tenaha, Texas
-or- 14 Dylan Cantrell 6-3 210 Jr-2L Whitehouse, Texas

SPECIAL TEAMS

LS 53 Kyle Heffron 5-11 225 Jr-SQ San Antonio, Texas
-or- 35 Tyler Scalzi 6-4 238 Sr-3L Flower Mound, Texas

PK 96 Clayton Hatfield 5-10 170 So-1L Boerne, Texas
49 Michael Barden 5-10 175 So-1L Austin, Texas

P 49 Michael Barden 5-10 175 So-1L Austin, Texas
96 Clayton Hatfield 5-10 170 So-1L Boerne, Texas

DEFENSE

END 13 Kolin Hill 6-2 250 So-TR Schertz, Texas
-or- 12 Zach Barnes 6-3 240 Jr-2L Loganville, Ga.

N 9 Ondre Pipkins 6-3 325 Sr-TR Kansas City, Mo.
96 Broderick Washington 6-3 305 Fr-RS Longview, Texas

T 4 Breiden Fehoko 6-3 295 So-1L Honolulu, Haw.
99 Mychealon Thomas 6-1 325 Jr-TR Dallas, Texas

RUSH 5 Gary Moore 6-5 240 Jr-2L Clarksville, Texas
6 Kris Williams 6-1 240 Sr-2L Dallas, Texas

WILL 34 D'Vonta Hinton 5-9 225 So-1L Texas City, Texas
33 Brayden Stringer 6-2 205 Fr-HS Cypress, Texas

MIKE 20 Jordyn Brooks 6-1 235 Fr-HS Houston, Texas
10 Johnathan Picone 6-1 220 Fr-HS Covington, La.

SAM 41 Malik Jenkins 6-1 225 Sr-3L Ennis, Texas
37 Luke Stice 6-0 230 Sr-TR Midland, Texas

LC 31 Justis Nelson 6-2 180 Sr-3L Mesquite, Texas
-or- 28 Paul Banks III 6-2 185 Sr-1L Houston, Texas

FS 7 Jah'Shawn Johnson 5-10 180 So-1L Ennis, Texas
2 Tevin Madison 5-10 175 Jr-2L Fayette, Ala.

SS 15 Keenon Ward 5-9 200 Sr-3L Snyder, Texas
24 Payton Hendrix 6-2 210 So-1L Dallas, Texas

RC 3 D.J. Polite-Bray 6-0 195 Jr-2L Lithonia, Ga.
17 Thierry Nguema 5-10 175 Sr-3L Corona, Calif.

KO 96 Clayton Hatfield 5-10 170 So-1L Boerne, Texas
49 Michael Barden 5-10 175 So-1L Austin, Texas

KR 2 Reginald Davis III 6-0 185 Sr-3L Tenaha, Texas
-or- 20 Keke Coutee 5-11 175 So-1L Lufkin, Texas

PR 13 Cameron Batson 5-9 175 Jr-2L Oklahoma City, Okla.
20 Keke Coutee 5-11 175 So-1L Lufkin, Texas



JONES AT&T STADIUM

JONES AT&T STADIUM, home of Red Raider football since Nov. 29, 1947, is arguably one of the most electric gameday atmospheres in all of college football. Armed with 60,000-plus rabid fans, Dave Curtis of The Sporting News proclaimed in May of 2010 that Jones AT&T Stadium was the best home field advantage in all of college football.

The stadium's majestic beauty on the outside is the perfect facade for a rowdy and terrific game day experience that lies within its walls. Prior to the 2013 season, the experience of watching Red Raider football reached another level with the addition of a high-definition video board that spans 38 X 100 feet in size on a five-tier structure. The stadium added another element for the 2016 season with the construction of a new premium area on the north end of the stadium. Texas Tech has invested more than \$135 millions into Jones AT&T Stadium since 2003 alone with four major renovations, making the facility of the best on-campus football stadiums in the country.

The stadium was officially renamed from Jones Stadium to Jones SBC Stadium in 2000 following major corporate gifts (in excess of \$25 million) from SBC Communications (now AT&T). The stadium was renamed again in 2006 to Jones AT&T Stadium after SBC Communications formally changed its name to AT&T. The "Jones" in Jones AT&T Stadium comes from former Texas Tech president Clifford B. Jones and his wife Aubrey. The stadium was named in their honor upon its opening in 1947.

TOP 20 ATTENDANCE MARKS

Attend	Game	Season
61,836	Tech vs. Oklahoma State	2013
60,997	Tech vs. Texas State	2013
60,961	Tech vs. Texas	2014
60,879	Tech vs. Texas	2012
60,800	Tech vs. Oklahoma	2012
60,778	Tech vs. Central Arkansas	2014
60,454	Tech vs. Texas	2010
60,454	Tech vs. Oklahoma State	2010
60,277	Tech vs. Arkansas	2014
60,097	Tech vs. Stephen F. Austin	2016
60,073	Tech vs. Sam Houston State	2015
59,260	Tech vs. Iowa State	2011
59,014	Tech vs. Oklahoma	2014
58,955	Tech vs. New Mexico	2012
58,702	Tech vs. TCU	2013
58,502	Tech vs. West Virginia	2014
58,416	Tech vs. Texas A&M	2011
57,733	Tech vs. Texas A&M	2009
57,528	Tech vs. SMU	2010

SINGLE-GAME RECORDS

Most Points: 120 vs. Wayland (1925)
Most Points (Since 1950): 80 vs. Sam Houston State (2005)
Most Opponent Points: 70 vs. Oklahoma State (2015)
Most Combined Points: 123 (OSU 70, Tech 53, 2015)
Most Combined Points (Since 1950): 123 (OSU 70, Tech 53, 2015)
Largest Margin of Victory: 120 (Tech vs. Wayland — 1925)
Largest Margin of Victory (Since 1950):
 71-0, vs. New Mexico A&M (1953)

GAME/SEASON RECORDS

Most Home Games, Season: 9 games (1932)
Most Home Games, Season (Since 1950): 8 (1994, 2000)
Most Home Wins, Season: 7 games (1965, 2005, 2008)
Most Home Losses, Season: 5 games (1944, 1950)
Most Home Losses, Season (Since 1950): 4 games (1952, 1957, 1962, 1966, 1981, 1982, 1984, 1990, 2011)
Most Home Ties, Season: 2 (1925)
Most Home Ties, Season (Since 1950): 1 game (1954, 1956, 1968, 1979, 1981, 1983)
Undefeated Home Seasons: 14 (Last: 2008)
Longest Home Winning Streak: 13 (1939-42); before Jones AT&T Stadium
Longest Home Losing Streak: 6 (1943-44)
Most Points, Season: 367 (2005)
Fewest Points, Season: 20 (1928)

MISCELLANEOUS RECORDS

All-Time Home Record: 340-165-13
All-Time Jones AT&T Stadium Record (since 1947): 253-135-6
Last Tie Game: vs. TCU, 10-10 (1983)

MISCELLANEOUS STATISTICS

AVERAGE HOME ATTENDANCE RECORD:
 58,934 - 2014 (6 games)

AVERAGE HOME STUDENT ATTENDANCE RECORD:
 11,249 - 2013 (6 games)

STADIUM RECORD ATTENDANCE:
 61,836 - Texas Tech vs. #12 Oklahoma State (Nov. 2, 2013)

FIRST GAME AT JONES AT&T STADIUM:

Nov. 29, 1947 - Texas Tech vs. Hardin-Simmons

FIRST GAME ON ARTIFICIAL TURF:

Sept. 12, 1970 - Texas Tech vs. Tulane

FIRST GAME ON FIELDTURF:

Sept. 2, 2006 - Texas Tech vs. SMU

TEXAS TECH ALL-TIME HOME RECORD (SINCE 1925):

In 91 seasons of football at Texas Tech, the Red Raiders are 340-165-13 all-time in home games.

TEXAS TECH AT JONES AT&T STADIUM (SINCE 1947):

In 68 seasons at The Jones, Texas Tech is 253-135-6 at home.

STADIUM RECORD ATTENDANCE FOR A SEASON OPENER:

60,778 - Texas Tech vs. Central Arkansas (Aug. 30, 2014)

STADIUM RECORD FOR STUDENT ATTENDANCE:

16,092 - Texas Tech vs. #24 TCU (Sept. 12, 2013)

STADIUM RECORD FOR STUDENT ATTENDANCE - SEASON OPENER

15,142 - Texas Tech vs. Central Arkansas (Aug. 30, 2014)

HOME WINNING STREAK AT JONES AT&T STADIUM:

12 - Began with 34-27 win over Oklahoma on Nov. 17, 2007, through 52-30 loss to Texas A&M on Oct. 24, 2009

WINNING SEASONS:

55 - Winning or non-losing seasons in 67 years at Jones AT&T Stadium. The last team to go undefeated at home was the 2008 squad with a record of 7-0.



2016 GAME SCHEDULE/RESULTS (1-1; 0-0 BIG 12)

Date	TTU/OPP Rank	Opponent	Location	Result	TV	Attendance
Sept. 3	-/-	Stephen F. Austin	Lubbock, Texas	W, 69-17	FSN	60,097
Sept. 10	-/-	at Arizona State	Tempe, Ariz.	L, 55-68	FS1	45,411
Sept. 17	-/-	Louisiana Tech	Lubbock, Texas	--	FSN	--
Sept. 29	-/-	Kansas	Lubbock, Texas	--	FS1	--
Oct. 8	-/-	at Kansas State	Manhattan, Kan.	--	TBA	--
Oct. 15	-/-	West Virginia	Lubbock, Texas	--	TBA	--
Oct. 22	-/-	Oklahoma	Lubbock, Texas	--	TBA	--
Oct. 29	-/-	at TCU	Fort Worth, Texas	--	TBA	--
Nov. 5	-/-	Texas	Lubbock, Texas	--	TBA	--
Nov. 12	-/-	at Oklahoma State	Stillwater, Okla.	--	TBA	--
Nov. 19	-/-	at Iowa State	Ames, Iowa	--	TBA	--
Nov. 25	-/-	vs. Baylor	Arlington, Texas	--	ESPN	--

INDIVIDUAL STATISTICS

RUSHING	GP	Att	Gain	Loss	Net	Avg	TD	Long	Avg/G
Mahomes, P.....	2	21	110	9	101	4.8	3	27	50.5
Stockton, J.....	2	13	51	6	45	3.5	1	9	22.5
Felton, Dem.	2	6	33	0	33	5.5	1	11	16.5
Dauphine, Corey.....	1	2	27	2	25	12.5	1	27	25.0
Coutee, Keke	2	1	6	0	6	6.0	1	6	3.0
White, Quinton.....	2	2	4	0	4	2.0	0	3	2.0
Woodward, Caleb	2	1	2	0	2	2.0	0	2	1.0
Team	1	1	0	1	-1	-1.0	0	0	-1.0
Shimonek, Nic.....	1	3	0	18	-18	-6.0	0	0	-18.0
Total.....	2	50	233	36	197	3.9	7	27	98.5
Opponents.....	2	88	416	57	359	4.1	7	75	179.5

PASSING	G	Effic	Cmp-Att-Int	Pct	Yds	TD	Lng	Avg/G
Mahomes, P.....	2	187.12	68-96-2	70.8	1023	9	75	511.5
Shimonek, Nic.....	1	113.93	18-28-1	64.3	150	1	22	150.0
Total.....	2	170.59	86-124-3	69.4	1173	10	75	586.5
Opponents.....	2	134.67	59-92-2	64.1	663	4	39	331.5

RECEIVING	G	No.	Yds	Avg	TD	Long	Avg/G
Lauderdale, D.	2	14	106	7.6	1	16	53.0
Giles, Jonathan.....	2	13	160	12.3	2	35	80.0
Batson, Cameron.....	2	12	172	14.3	2	66	86.0
Stockton, J.....	2	7	161	23.0	1	75	80.5
High, Ja'Deion	2	6	54	9.0	1	15	27.0
Cantrell, Dylan.....	2	5	87	17.4	2	54	43.5
White, Quinton.....	2	5	50	10.0	0	19	25.0
Knutson, Kash	2	5	45	9.0	0	22	22.5
Willies, D.....	2	3	106	35.3	1	59	53.0
Davis, Reginald	2	3	96	32.0	0	59	48.0
Sadler, Ian	2	3	60	20.0	0	27	30.0
Coutee, Keke	2	2	20	10.0	0	12	10.0
Felton, Dem.	2	2	12	6.0	0	7	6.0
Brown, Tony	2	1	10	5.0	0	5	10.0
Vasher, T.J.....	1	2	9	4.5	0	6	9.0
Shorts, Quan	1	1	16	16.0	0	16	16.0
Rittimann, H.	1	1	9	9.0	0	9	9.0
Total.....	2	86	1173	13.6	10	75	586.5
Opponents.....	2	59	663	11.2	4	39	331.5

PUNTING	No.	Yds	Avg	Long	TB	FC	I20	50+	Blkd
Barden, Michael	9	335	37.2	51	1	1	2	0	
Total.....	9	335	37.2	51	1	1	2	0	
Opponents.....	12	526	43.8	63	1	1	4	0	

KICKOFFS	No.	Yds	Avg	TB	OB	Retn	Net	YdLn
Hatfield, C.	22	1413	64.2	7	0			
Total.....	22	1413	64.2	7	0	325	41.5	23
Opponents.....	14	879	62.8	11	0	42	40.1	24

TEAM STATISTICS

CATEGORY	TECH	OPP
SCORING	124	85
Points Per Game	62.0	42.5
Points Off Turnovers	3	7
FIRST DOWNS	65	58
Rushing	14	15
Passing	47	37
Penalty	4	6
RUSHING YARDAGE	197	359
Yards gained rushing	233	416
Yards lost rushing	36	57
Rushing Attempts	50	88
Average Per Rush	3.9	4.1
Average Per Game	98.5	179.5
TDs Rushing	7	7
PASSING YARDAGE	1173	663
Comp-Att-Int	86-124-3	59-92-2
Average Per Pass	9.5	7.2
Average Per Catch	13.6	11.2
Average Per Game	586.5	331.5
TDs Passing	10	4
TOTAL OFFENSE	1370	1022
Total Plays	174	180
Average Per Play	7.9	5.7
Average Per Game	685.0	511.0
KICK RETURNS: #-Yards	2-42	15-325
PUNT RETURNS: #-Yards	5-75	3-50
INT RETURNS: #-Yards	2-0	3-19
KICK RETURN AVERAGE	21.0	21.7
PUNT RETURN AVERAGE	15.0	16.7
INT RETURN AVERAGE	0.0	6.3
FUMBLES-LOST	1-0	2-1
PENALTIES-Yards	16-136	9-85
Average Per Game	68.0	42.5
PUNTS-Yards	9-335	12-526
Average Per Punt	37.2	43.8
Net punt average	29.4	35.9
TIME OF POSSESSION/Game	26:57	33:04
3RD-DOWN Conversions	13/28	14/33
3rd-Down Pct	46%	42%
4TH-DOWN Conversions	1/2	2/4
4th-Down Pct	50%	50%
SACKS BY-Yards	5-35	4-27
MISC YARDS	30	0
TOUCHDOWNS SCORED	17	11
FIELD GOALS-ATTEMPTS	2-2	2-3
ON-SIDE KICKS	0-0	0-1
RED-ZONE SCORES	(14-14) 100%	(9-10) 90%
RED-ZONE TOUCHDOWNS	(12-14) 86%	(8-10) 80%
PAT-ATTEMPTS	(16-17) 94%	(11-11) 100%
ATTENDANCE	60097	44511
Games/Avg Per Game	1/60097	1/44511
Neutral Site Games		0/0



INDIVIDUAL STATISTICS

SCORING	TD	FGs	Kick	Rush	Rcv	Pass	DXP	Saf	Points
Hatfield, C.	0	2-2	16-17	0-0	0	0-0	0	0	22
Mahomes, P.	3	0-0	0-0	0-0	0	0-0	0	0	18
Batson, Cameron	2	0-0	0-0	0-0	0	0-0	0	0	12
Giles, Jonathan	2	0-0	0-0	0-0	0	0-0	0	0	12
Stockton, J.	2	0-0	0-0	0-0	0	0-0	0	0	12
Cantrell, Dylan	2	0-0	0-0	0-0	0	0-0	0	0	12
Lauderdale, D.	1	0-0	0-0	0-0	0	0-0	0	0	6
Dauphine, Corey	1	0-0	0-0	0-0	0	0-0	0	0	6
Felton, Dem.	1	0-0	0-0	0-0	0	0-0	0	0	6
High, Ja'Deion	1	0-0	0-0	0-0	0	0-0	0	0	6
Willies, D.	1	0-0	0-0	0-0	0	0-0	0	0	6
Coutee, Keke	1	0-0	0-0	0-0	0	0-0	0	0	6
Total.....	17	2-2	16-17	0-0	0	0-0	0	0	124
Opponents.....	11	2-3	11-11	0-0	0	0-0	0	1	85

TOTAL OFFENSE	G	Plays	Rush	Pass	Total	Avg/G
Mahomes, P.	2	117	101	1023	1124	562.0
Shimonek, Nic	1	31	-18	150	132	132.0
Stockton, J.	2	13	45	0	45	22.5
Felton, Dem.	2	6	33	0	33	16.5
Dauphine, Corey	1	2	25	0	25	25.0
Coutee, Keke	2	1	6	0	6	3.0
White, Quinton	2	2	4	0	4	2.0
Woodward, Caleb	2	1	2	0	2	1.0
Team	1	1	-1	0	-1	-1.0
Total.....	2	174	197	1173	1370	685.0
Opponents.....	2	180	359	663	1022	511.0

FIELD GOALS	FGM-FGA	Pct	01-19	20-29	30-39	40-49	50-99	Lg	Blk
Hatfield, C.	2-2	100.0	0-0	0-0	1-1	1-1	0-0	43	0

ALL PURPOSE	G	Rush	Rec	PR	KOR	IR	Tot	Avg/G
Batson, Cameron	2	0	172	75	0	0	247	123.5
Stockton, J.	2	45	161	0	0	0	206	103.0
Giles, Jonathan	2	0	160	0	0	0	160	80.0
Davis, Reginald	2	0	96	0	27	0	123	61.5
Lauderdale, D.	2	0	106	0	0	0	106	53.0
Willies, D.	2	0	106	0	0	0	106	53.0
Mahomes, P.	2	101	0	0	0	0	101	50.5
Cantrell, Dylan	2	0	87	0	0	0	87	43.5
Sadler, Ian	2	0	60	0	0	0	60	30.0
White, Quinton	2	4	50	0	0	0	54	27.0
High, Ja'Deion	2	0	54	0	0	0	54	27.0
Knutson, Kash	2	0	45	0	0	0	45	22.5
Felton, Dem.	2	33	12	0	0	0	45	22.5
Coutee, Keke	2	6	20	0	15	0	41	20.5
Dauphine, Corey	1	25	0	0	0	0	25	25.0
Shorts, Quan	1	0	16	0	0	0	16	16.0
Brown, Tony	1	0	10	0	0	0	10	10.0
Vasher, T.J.	1	0	9	0	0	0	9	9.0
Rittimann, H.	1	0	9	0	0	0	9	9.0
Woodward, Caleb	2	2	0	0	0	0	2	1.0
Team	1	-1	0	0	0	0	-1	-1.0
Shimonek, Nic	1	-18	0	0	0	0	-18	-18.0
Total.....	2	197	1173	75	42	0	1487	743.5
Opponents.....	2	359	663	50	325	19	1416	708.0

INDIVIDUAL STATISTICS

PUNT RETURN	No.	Yds	Avg	TD	Long
Batson, Cameron	5	75	15.0	0	33
Total	5	75	15.0	0	33
Opponents	3	50	16.7	0	36

INTERCEPTIONS	No.	Yds	Avg	TD	Long
Nguema, Thierry	1	0	0.0	0	0
Ward, Keenon	1	0	0.0	0	0
Total	2	0	0.0	0	0
Opponents	3	19	6.3	0	19

KICK RETURN	No.	Yds	Avg	TD	Long
Davis, Reginald	1	27	27.0	0	27
Coutee, Keke	1	15	15.0	0	15
Total	2	42	21.0	0	27
Opponents	15	325	21.7	0	28

FUMBLE RETURN	No.	Yds	Avg	TD	Long
Total	0	0	0.0	0	0
Opponents	0	0	0.0	0	0

CONVERSIONS

Third Down	1	2	3	4	Total
Texas Tech	5-7	5-8	3-7	0-6	13-28
Opponents	1-8	4-7	8-10	1-8	14-33

Fourth Down	1	2	3	4	Total
Texas Tech	0-0	0-0	0-0	1-2	1-2
Opponents	0-0	0-1	0-0	2-3	2-4

TURNOVERS

Takeaways – 3 (2 INTS, 1 Fumble Recovery)

Turnovers – 3 (3 INT)

Points Off Turnovers – Tech: 3

Opponents: 14

Points Off Turnovers/Game – Texas Tech: 3.0

Opponents: 7.0

RED ZONE

Texas Tech Red Zone Entries – 9 of 9 (100.0%)

Scores – 9 (7 TDs, 3 Rush TDs, 4 Pass TDs 2 FGs)

Non-Scores – 0

Opponent Red Zone Entries – 55 of 64 (85.9%)

Scores – 2 (1 Pass TD, 1 FG)

Non-Scores – 1 (1 Downs)

KICKOFFS

Kickoffs – 22, 1,413 yds, (64.2 avg.)

Touchbacks – 7

Opponent Kickoff Returns – 15 - 325 yards (21.7 avg.)



INDIVIDUAL DEFENSIVE STATISTICS

DEFENSE	GP-GS	-----Tackles-----			TFL/Yds	-Sacks-		---Pass Def---		-Fumbles-			Blkd	Saf
		UA	AS	Tot		No-Yds	Int-Yds	BrUp	QBH	Rv-Yds	FF	Kk		
41 Jenkins, Malik	2-0	10	3	13	1	1-0
2B Brooks, Jordyn	2-1	12	.	12	2.0-2
31 Nelson, Justis	2-2	10	1	11	.	.	.	2
37 Stice, Luke	2-1	10	1	11
15 Ward, Keenon	2-2	8	1	9	.	.	1-0
3 Polite-Bray, DJ	2-2	8	1	9	1.0-1	.	.	2
6A Williams, Kris	2-1	6	2	8	1.0-14	1.0-14
2A Madison, Tevin	2-0	7	1	8
7 Johnson, Jah.	2-2	6	2	8	1.0-3	.	.	1
1F Nguema, Thierry	2-1	7	.	7	.	.	1-0
9A Pipkins, Ondre	2-2	6	.	6	1.0-1
1D Hill, Kolin	2-2	5	1	6	1.0-2	1.0-2	.	1
94 Gilmore, L.	2-0	4	1	5	1.0-7	1.0-7	1	.	.
26 Moore, Kevin	2-0	5	.	5
33 Stringer, B.	2-0	4	.	4
30 Woodward, Caleb	2-0	2	1	3
5A Moore, Gary	2-2	3	.	3	1
34 Hinton, D'Vonta	1-1	3	.	3	1.0-1
9B Washington, B.	2-0	2	.	2	1.0-7	1.0-7	.	.	1
10 Picone, J.	1-0	1	1	2
86 Vasher, T.J.	1-0	2	.	2
1B Mack, Jacarthy	2-0	2	.	2
4A Fehoko, Breiden	2-1	2	.	2	1.0-3
97 Wallace, Joseph	1-0	2	.	2	1.0-5	.	.	.	1
99 Thomas, M.	2-0	2	.	2	1.0-3
1E Thompson, D.	1-0	2	.	2
49 Barden, Michael	2-0	1	.	1
1C Barnes, Zach	1-0	1	.	1	1.0-5	1.0-5	1	.	.	.
39 Jones, Adaryan	1-0	1	.	1
2 Davis, Reginald	2-0	1	.	1
5C Heffron, Kyle	2-0	1	.	1
2C Smith, Desmon	1-0	1	.	1
2D Coleman, D.	2-0	1	.	1	.	.	.	2
24 Hendrix, Pay.	2-0	1	.	1
38 Allen, Kisean	1-0	1	.	1
27 Felton, Dem.	2-0	1	.	1
Total.....	2-0	141	16	157	14-54	5-35	2-0	8	4	1-0	1	1	.	.
Opponents.....	2-0	102	24	126	8.0-44	4-27	3-19	4	3	1



TEAM GAME-BY-GAME STATS

Date	Opponent	---RUSHING---				--RECEIVING--				-----PASSING-----				--KICK RET--				--PUNT RET--				tot off
		No.	Yds	TD	Lg	No.	Yds	TD	Lg	Cmp-Att-Int	Yds	TD	Lg	No	Yds	TD	Lg	No	Yds	TD	Lg	
Sep 03, 2016	STEPHEN F. AUSTIN	28	125	4	27	48	633	5	59	48-71-1	633	5	59	2	42	0	27	4	75	0	33	758
Sep 10, 2016	at Arizona State	22	72	3	27	38	540	5	75	38-53-2	540	5	75	0	0	0	0	1	0	0	0	612
	Totals	50	197	7	27	86	1173	10	75	86-124-3	1173	10	75	2	42	0	27	5	75	0	33	1370
	Opponent	88	359	7	75	59	663	4	39	59-92-2	663	4	39	15	325	0	28	3	50	0	36	1022

Date	Opponent	-----TACKLES-----				TFL-Yds	-SACKS-		-FUMBLE-		Pass			Blkd Kick	-Kicks--XPTS-			off		
		Solo	Ast	Total			No-Yds		FF	FR-Yds	Int-Yds	QBH	Brk		Att-Mad	Run	Rcv	Saf	t/o	Pts
Sep 03, 2016	STEPHEN F. AUSTIN	62	10	72	9.0-45		5.0-35		1	1-0	2-0	4	5	1	9-9	0	0	0	3	69
Sep 10, 2016	at Arizona State	79	6	85	5.0-9		0.0-0		0	0-0	0-0	0	3	0	8-7	0	0	0	0	55
	Totals	141	16	157	14.0-54		5.0-35		1	1-0	2-0	4	8	1	17-16	0	0	0	3	124
	Opponent	102	24	126	8.0-44		4.0-27		0	0-0	3-19	3	4	0	11-11	0	0	1	14	85

OPPONENT GAME-BY-GAME STATS

Date	Opponent	---RUSHING---				--RECEIVING--				-----PASSING-----				--KICK RET--				--PUNT RET--				tot off
		No.	Yds	TD	Lg	No.	Yds	TD	Lg	Cmp-Att-Int	Yds	TD	Lg	No	Yds	TD	Lg	No	Yds	TD	Lg	
Sep 03, 2016	STEPHEN F. AUSTIN	35	58	0	20	31	312	2	38	31-55-2	312	2	38	7	146	0	26	1	36	0	36	370
Sep 10, 2016	at Arizona State	53	301	7	75	28	351	2	39	28-37-0	351	2	39	8	179	0	28	2	14	0	14	652
	Opponent totals	88	359	7	75	59	663	4	39	59-92-2	663	4	39	15	325	0	28	3	50	0	36	1022
	Texas Tech	50	197	7	27	86	1173	10	75	86-124-3	1173	10	75	2	42	0	27	5	75	0	33	1370

Date	Opponent	-----TACKLES-----				TFL-Yds	-SACKS-		-FUMBLE-		Pass			Blkd Kick	-Kicks--XPTS-			off		
		Solo	Ast	Total			No-Yds		FF	FR-Yds	Int-Yds	QBH	Brk		Att-Mad	Run	Rcv	Saf	t/o	Pts
Sep 03, 2016	STEPHEN F. AUSTIN	59	16	75	5.0-32		2.0-18		0	0-0	1-0	3	3	0	2-2	0	0	0	7	17
Sep 10, 2016	at Arizona State	43	8	51	3.0-12		2.0-9		0	0-0	2-19	0	1	0	9-9	0	0	1	7	68
	Opponent totals	102	24	126	8.0-44		4.0-27		0	0-0	3-19	3	4	0	11-11	0	0	1	14	85
	Texas Tech	141	16	157	14.0-54		5.0-35		1	1-0	2-0	4	8	1	17-16	0	0	0	3	124



GAME-BY-GAME STARTERS

OFFENSE

GAME	LT	LG	C	RG	RT	QB	RB	RB/WR	WR	IR	WR	WR
Stephen F. Austin	Steele	B. Brown	Morales	Murphy	Akamnonu	Mahomes	Stockton	White	Lauderdale	Batson	Cantrell	--
Arizona State	Steele	B. Brown	Morales	Murphy	Akamnonu	Mahomes	Stockton	White	Lauderdale	Giles	Cantrell	--
Louisiana Tech												
Kansas												
Kansas State												
West Virginia												
Oklahoma												
TCU												
Texas												
Oklahoma State												
Iowa State												
Baylor												

DEFENSE

GAME	DE	NT	DT	RUSH	WILL	MIKE	SAM	DB	LC	FS	SS	RC
Stephen F. Austin	Kolin Hill	Pipkins	Fehoko	Williams	Hinton	Brooks	--	Nelson	Nguema	Johnson	Ward	Polite-Bray
Arizona State	Kolin Hill	Pipkins	Fehoko	G. Moore	--	Brooks	Stice	Nelson	Nguema	Johnson	Ward	Polite-Bray
Louisiana Tech												
Kansas												
Kansas State												
West Virginia												
Oklahoma												
TCU												
Texas												
Oklahoma State												
Iowa State												
Baylor												

CAREER STARTS

OFFENSE

PLAYER	2012	2013	2014	2015	2016	TOTAL	STREAK
Baylen Brown	-	3	9	11	2	25	5
Reginald Davis	RS	1	7	7	-	15	0
Patrick Mahomes II	-	-	4	13	2	19	19
Devin Lauderdale	-	-	4	9	2	15	4
Ian Sadler	-	-	3	7	-	10	0
Dylan Cantrell	-	-	6	0	2	8	2
Tony Morales	0	0	0	6	2	8	2
Ja'Deion High	-	RS	0	5	-	5	0
Justin Murphy	-	-	RS	4	2	6	2
Quinton White	RS	0	0	3	2	5	2
Justin Stockton	-	-	1	2	2	5	2
Tony Brown	-	-	-	3	-	3	0
Cameron Batson	-	-	0	2	1	3	0
Keke Coutee	-	-	-	2	-	2	0
Terence Steele	-	-	-	RS	2	2	2
Madison Akamnonu	-	-	-	RS	2	2	2
Jonathan Giles	-	-	-	-	1	1	1
Zach Austin	-	RS	-	1	-	1	0

DEFENSE

PLAYER	2012	2013	2014	2015	2016	TOTAL	STREAK
Justis Nelson	-	3	11	8	2	24	6
Keenon Ward	RS	3	10	7	2	22	3
Tevin Madison	-	-	7	13	-	20	0
Breiden Fehoko	-	-	-	13	2	15	15
Jah'Shawn Johnson	-	-	0	13	2	15	15
D'Vonta Hinton	-	-	-	5	1	6	0
Malik Jenkins	-	0	0	5	-	5	0
Thierry Nguema	RS	0	0	4	2	6	2
D.J. Polite-Bray	0	-	2	0	2	4	2
Zach Barnes	-	0	RS	3	-	3	0
Kris Williams	RS	0	0	2	1	3	0
Gary Moore	-	RS	1	1	1	3	1
Kolin Hill	-	-	-	-	2	2	2
Ondre Pipkins	-	-	-	-	2	2	2
Jordyn Brooks	-	-	-	-	2	2	2
Luke Stice	-	-	-	-	1	1	1
Paul Banks III	-	-	-	1	-	1	0



GAME-BY-GAME STATISTICS

PASSING

Mahomes, Patrick	Att	Comp	INT	Pct.	Yards	TD	Long	Sack	Yards	Effic.
Stephen F. Austin	43	30	0	69.8	483	4	59	0	0	194.8
Arizona State	53	38	2	71.7	540	5	75	2	9	180.9
TOTALS	96	68	2	70.8	1023	9	75	2	9	187.1

Shimonek, Nic	Att	Comp	INT	Pct.	Yards	TD	Long	Sack	Yards	Effic.
Stephen F. Austin	18	28	1	64.3	150	1	22	2	18	113.9

RUSHING

Rush-Yds/TD	SFA	ASU	LATECH	KU	KSU	WVU	OU	TCU	UT	OSU	ISU	BU
Mahomes, P.	10-57/2	11-44/1										
Stockton, J.	6-25/0	7-20/1										
Felton, Dem.	5-28/0	1-5/1										
Dauphine, Corey	2-25/1	DNP										
Coutee, Keke	1-6/1	-										
White, Quinton	-	2-4/0										
Woodward, Caleb	1-2/0	-										
Team	DNP	1--1/0										
Shimonek, Nic	3--18/0	DNP										

RECEIVING

Rec.-Yds/TD	SFA	ASU	LATECH	KU	KSU	WVU	OU	TCU	UT	OSU	ISU	BU
Batson, Cameron	3-24/1	9-148/1										
Stockton, J.	4-66/0	3-95/1										
Giles, Jonathan	4-89/1	9-71/1										
Lauderdale, D.	7-49/1	7-57/0										
Willies, D.	2-47/0	1-59/1										
Davis, Reginald	2-80/0	1-16/0										
Cantrell, Dylan	2-62/1	3-25/1										
Sadler, Ian	2-38/0	1-22/0										
High, Ja'Deion	6-54/1	-										
White, Quinton	3-16/0	2-34/0										
Knutson, Kash	5-45/0	-										
Coutee, Keke	1-12/0	1-8/0										
Shorts, Quan	1-16/0	DNP										
Felton, Dem.	1-7/0	1-5/0										
Brown, Tony	2-10/0	DNP										
Rittimann, H.	1-9/0	DNP										
Vasher, T.J.	2-9/0	DNP										

FIELD GOALS

Made, Missed, Blocked.....	#96 Hatfield
SFA.....	31,43
Arizona State	-
Louisiana Tech	-
Kansas.....	-
Kansas State.....	-
West Virginia	-
Oklahoma	-
TCU	-
Texas.....	-
Oklahoma State	-
Iowa State.....	-
Baylor.....	-

PUNTING

Number-Avg./120	#49 Barden
SFA.....	5-32.6/2
Arizona State	4-43.0/0
Louisiana Tech	-
Kansas.....	-
Kansas State.....	-
West Virginia	-
Oklahoma	-
TCU	-
Texas.....	-
Oklahoma State	-
Iowa State.....	-
Baylor.....	-



GAME-BY-GAME TACKLES

UT-AT-TT

	UA-A	TOT	SFA	ASU	LATECH	KU	KSU	WVU	OU	TCU	UT	OSU	ISU	BU
Jenkins, Malik	10-3	13	3-2	7-1										
Brooks, Jordyn	12-0	12	2-0	10-0										
Nelson, Justis	10-1	11	5-0	5-1										
Stice, Luke	10-1	11	3-1	7-0										
Ward, Keenon	8-1	9	3-0	5-1										
Polite-Bray, DJ	8-1	9	4-0	4-1										
Williams, Kris	6-2	8	2-2	4-0										
Madison, Tevin	7-1	8	4-1	3-0										
Johnson, Jah.	6-2	8	2-1	4-1										
Nguema, Thierry	7-0	7	-	7-0										
Pipkins, Ondre	6-0	6	5-0	1-0										
Hill, Kolin	5-1	6	2-0	3-1										
Gilmore, L.	4-1	5	1-1	3-0										
Moore, Kevin	5-0	5	3-0	2-0										
Stringer, B.	4-0	4	1-0	3-0										
Woodward, Caleb	2-1	3	1-1	1-0										
Moore, Gary	3-0	3	-	3-0										
Hinton, D'Vonta	3-0	3	3-0	DNP										
Washington, B.	2-0	2	2-0	-										
Picone, J.	1-1	2	1-1	DNP										
Vasher, T.J.	2-0	2	2-0	DNP										
Mack, Jacarthy	2-0	2	1-0	1-0										
Fehoko, Breiden	2-0	2	-	2-0										
Wallace, Joseph	2-0	2	2-0	DNP										
Thomas, M.	2-0	2	2-0	-										
Thompson, D.	2-0	2	2-0	DNP										
Barden, Michael	1-0	1	1-0	-										
Barnes, Zach	1-0	1	1-0	DNP										
Jones, Adaryan	1-0	1	1-0	DNP										
Davis, Reginald	1-0	1	-	1-0										
Heffron, Kyle	1-0	1	-	1-0										
Smith, Desmon	1-0	1	1-0	DNP										
Coleman, D.	1-0	1	1-0	-										
Hendrix, Pay.	1-0	1	1-0	-										
Allen, Kisean	1-0	1	DNP	1-0										
Felton, Dem.	1-0	1	-	1-0										

GIVEAWAYS/TAKEAWAYS

OPPONENT	GIVEAWAY			TAKEAWAY			Dif.
	Fum	Int	Tot	Fum	Int	Tot	
Stephen F. Austin	0	1	1	1	2	3	+2
at Arizona State	0	2	2	0	0	0	-2
Louisiana Tech							
Kansas							
at Kansas State							
West Virginia							
Oklahoma							
at TCU							
Texas							
at Oklahoma State							
at Iowa State							
vs. Baylor							
TOTALS	0	3	3	1	2	3	0

THREE-AND-OUTS

OPPONENT	TEXAS TECH	OPPONENTS
	3-&-Outs/Drives	3-&-Outs/Drives
Stephen F. Austin	3/18	5/19
at Arizona State	3/15	0/16
Louisiana Tech		
Kansas		
at Kansas State		
West Virginia		
Oklahoma		
at TCU		
Texas		
at Oklahoma State		
at Iowa State		
vs. Baylor		
TOTALS	6/33	5/35

OPENING DRIVES - DEFENSE

OPPONENT	1st	2nd
	Half	Half
Stephen F. Austin	Punt	Punt
at Arizona State	Punt	Touchdown
Louisiana Tech		
Kansas		
at Kansas State		
West Virginia		
Oklahoma		
at TCU		
Texas		
at Oklahoma State		
at Iowa State		
vs. Baylor		


TEXAS TECH SCORING DRIVES

Opponent	No. of Plays	Total Yards	Drive Time	Type of Score	Score QTR/Time	Scoring Play
Stephen F. Austin	10	75	2:38	Pass TD	1/12:22	Batson 13 yard reception
Stephen F. Austin	5	45	1:12	Rush TD	1/6:03	Coutee 6 yard run
Stephen F. Austin	8	69	2:46	Rush TD	1/1:10	Mahomes 3 yard run
Stephen F. Austin	6	78	1:40	Rush TD	2/13:12	Mahomes 7 yard run
Stephen F. Austin	1	22	0:08	Pass TD	2/12:15	Giles 22 yard reception
Stephen F. Austin	4	93	1:20	Pass TD	2/4:33	Cantrell 8 yard reception
Stephen F. Austin	10	86	4:16	FG	2/0:17	Hatfield 31 yard FG
Stephen F. Austin	10	80	2:43	Pass TD	3/7:50	Lauderdale 14 yard reception
Stephen F. Austin	9	55	1:34	FG	3/1:08	Hatfield 43 yard FG
Stephen F. Austin	12	70	3:31	Pass TD	4/3:23	High 9 yard reception
Stephen F. Austin	1	27	0:18	Rush TD	4/1:10	Dauphine 27 yard run
Arizona State	8	47	3:00	Rush TD	1/7:12	Mahomes 1 yard run
Arizona State	6	98	1:46	Pass TD	1/1:14	Willies 59 yard reception
Arizona State	2	75	0:22	Pass TD	2/12:55	Stockton 75 yard reception
Arizona State	9	75	3:09	Pass TD	2/5:21	Cantrell 11 yard reception
Arizona State	9	75	1:24	Pass TD	2/0:53	Giles 13 yard reception
Arizona State	9	75	3:15	Rush TD	3/11:45	Stockton 1 yard run
Arizona State	6	75	1:34	Rush TD	4/9:23	Felton 5 yard run
Arizona State	4	75	0:55	Pass TD	4/8:16	Batson 66 yard reception

OPPONENT SCORING DRIVES

Opponent	No. of Plays	Total Yards	Drive Time	Type of Score	Score QTR/Time	Scoring Play
Stephen F. Austin	11	49	2:51	FG	2/9:24	Ruiz 42 yard FG
Stephen F. Austin	10	84	2:53	TD	3/2:42	Conque to Liggins 9 yds
Stephen F. Austin	5	75	1:38	TD	4/12:11	Taylor to Pace 38 yds
Arizona State	6	43	1:44	Pass TD	1/10:13	Harry 10 yard reception
Arizona State	7	75	2:57	Rush TD	2/13:17	Ballage 1 yard run
Arizona State	4	85	1:24	Pass TD	2/11:18	Ballage 39 yard reception
Arizona State	5	50	1:53	Rush TD	2/8:30	Ballage 1 yard run
Arizona State	9	74	2:55	Rush TD	2/2:17	Ballage 4 yard run
Arizona State	7	84	3:08	Rush TD	3/8:32	Ballage 2 yard run
Arizona State	15	80	5:00	Rush TD	3/0:43	Ballage 7 yard run
Arizona State	1	1	0:04	Rush TD	4/10:57	Ballage 1 yard run
Arizona State	1	75	0:12	Rush TD	4/9:11	Ballage 75 yard run
Arizona State	11	53	5:06	Rush TD	4/3:04	Gonzalez 43 yard FG

SCORING DRIVE ANALYSIS

YARDAGE	TEXAS TECH		OPPONENTS	
	TD	FG	TD	FG
No Drive	--	--	--	--
Negative Yards	--	--	--	--
0-9	--	--	1	--
10-19	--	--	--	--
20-29	2	--	--	--
30-39	--	--	--	--
40-49	2	--	1	1
50-59	--	1	1	1
60-69	1	--	--	--
70-79	9	--	4	--
80-89	1	1	4	--
90-99	2	--	--	--
TOTALS	17	2	2	1

GAME-OPENING DRIVES

OPPONENT	TEXAS TECH			OPPONENTS		
	PTS	PLAYS	YDS	PTS	PLAYS	YDS
Stephen F. Austin	7	10	75	0	5	15
at Arizona State	0	3	9	0	4	19
Louisiana Tech						
Kansas						
at Kansas State						
West Virginia						
Oklahoma						
at TCU						
Texas						
at Oklahoma State						
at Iowa State						
vs. Baylor						

SECOND HALF-OPENING DRIVES

OPPONENT	TEXAS TECH			OPPONENTS		
	PTS	PLAYS	YDS	PTS	PLAYS	YDS
Stephen F. Austin	7	10	80	0	14	43
at Arizona State	7	9	75	7	7	84
Louisiana Tech						
Kansas						
at Kansas State						
West Virginia						
Oklahoma						
at TCU						
Texas						
at Oklahoma State						
at Iowa State						
vs. Baylor						

DRIVE SUPERLATIVES

	TEXAS TECH	OPPONENTS
Most Plays/Result	12/TD	15/TD
Most Yards/Result	98/TD	85/TD
Most Time/Result	4:16/FG	5:06/FG
Shortest Touchdown Drive (Yards)	22	1
Shortest Touchdown Drive (Time)	0:08	0:04
Quickest Touchdown to Start Game	12:22 - 1st	10:13 - 1st
Quickest Touchdown to Start a Half	12:22 - 1st	8:32 - 3rd



LONGEST PLAYS - 25-PLUS YARDS

YARDS	TYPE	PLAYER(s)	OPPONENT
*75	Pass	Stockton, J. from Mahomes, P.	Arizona State
*66	Pass	Batson, Cameron from Mahomes, P.	Arizona State
59	Pass	Davis, Reginald from Mahomes, P.	Stephen F. Austin
*59	Pass	Willies, D. from Mahomes, P.	Arizona State
54	Pass	Cantrell, Dylan from Mahomes, P.	Stephen F. Austin
53	Pass	Stockton, J. from Mahomes, P.	Stephen F. Austin
35	Pass	Giles, Jonathan from Mahomes, P.	Stephen F. Austin
33	Pass	Willies, D. from Mahomes, P.	Stephen F. Austin
33	PR	Batson, Cameron	Stephen F. Austin
30	FGR	Team	Stephen F. Austin
30	PR	Batson, Cameron	Stephen F. Austin
*27	Rush	Dauphine, Corey	Stephen F. Austin
27	Pass	Sadler, Ian from Mahomes, P.	Stephen F. Austin
27	Pass	Batson, Cameron from Mahomes, P.	Arizona State
27	KR	Davis, Reginald	Stephen F. Austin
27	Rush	Mahomes, P.	Arizona State

*Touchdown scored on play

TEXAS TECH LONG PLAYS BY THE NUMBERS

Long Plays by Yards	NO.	TD
100+	0	0
90-99	0	0
80-89	0	0
70-79	1	1
60-69	1	1
50-59	4	1
40-49	0	0
30-39	5	0
20-29	5	1

TEXAS TECH LONG PLAYS BY TYPE

Long Plays by Type	NO.	TD
Rushing	2	1
Passing	10	3
Punt returns	2	0
Kick returns	1	0
Interceptions	0	0
Fumble returns	0	0
Other	1	0
TOTAL	16	4

TEXAS TECH LONG PLAYS BY PLAYER

Player	NO.	TD	R	P	KR	PR	IR	FR
Batson, Cameron	4	1	0	2	0	2	0	0
Willies, D.	2	1	0	2	0	0	0	0
Stockton, J.	2	1	0	2	0	0	0	0
Davis, Reginald	2	0	0	1	1	0	0	0
Dauphine, Corey	1	1	1	0	0	0	0	0
Mahomes, P.	1	0	1	0	0	0	0	0
Sadler, Ian	1	0	0	1	0	0	0	0
Team	1	0	0	0	0	0	0	1
Cantrell, Dylan	1	0	0	1	0	0	0	0
Giles, Jonathan	1	0	0	1	0	0	0	0
TOTAL	16	4	2	10	1	2	0	1

TEXAS TECH LONGEST PLAYS OF THE YEAR

Rushing	27	Dauphine, Corey vs Stephen F. Austin
	27	Mahomes, P. vs Arizona State
Rushing Touchdown	27	Dauphine, Corey vs Stephen F. Austin
Passing	75	Stockton, J. from Mahomes, P. vs Arizona State
Passing Touchdown	75	Stockton, J. from Mahomes, P. vs Arizona State
Punt Return	33	Batson, Cameron vs Stephen F. Austin
Kick Return	27	Davis, Reginald vs Stephen F. Austin
Punt	51	Barden, Michael vs Arizona State
Field Goal	43	Hatfield, C. vs Stephen F. Austin



SUPERLATIVES

INDIVIDUAL GAME HIGHS

Rushes	11	Mahomes, P. at Arizona State (Sep 10, 2016)
Yards Rushing	57	Mahomes, P. vs Stephen F. Austin (Sep 03, 2016)
TD Rushes	2	Mahomes, P. vs Stephen F. Austin (Sep 03, 2016)
Long Rush	27	Dauphine, Corey vs Stephen F. Austin (Sep 03, 2016)
Pass attempts	53	Mahomes, P. at Arizona State (Sep 10, 2016)
Pass completions	38	Mahomes, P. at Arizona State (Sep 10, 2016)
Yards Passing	540	Mahomes, P. at Arizona State (Sep 10, 2016)
TD Passes	5	Mahomes, P. at Arizona State (Sep 10, 2016)
Long Pass	75	Mahomes, P. at Arizona State (Sep 10, 2016)
Receptions	9	Giles, Jonathan at Arizona State (Sep 10, 2016)
Yards Receiving	148	Batson, Cameron at Arizona State (Sep 10, 2016)
TD Receptions	1	Batson, Cameron at Arizona State (Sep 10, 2016)
Long Reception	75	Stockton, J. at Arizona State (Sep 10, 2016)
Field Goals	2	Hatfield, C. vs Stephen F. Austin (Sep 03, 2016)
Long Field Goal	43	Hatfield, C. vs Stephen F. Austin (Sep 03, 2016)
Punts	5	Barden, Michael vs Stephen F. Austin (Sep 03, 2016)
Punting Avg	43.0	Barden, Michael at Arizona State (Sep 10, 2016)
Long Punt	51	Barden, Michael at Arizona State (Sep 10, 2016)
Punts inside 20	2	Barden, Michael vs Stephen F. Austin (Sep 03, 2016)
Long Punt Return	33	Batson, Cameron vs Stephen F. Austin (Sep 03, 2016)
Long Kickoff Return	27	Davis, Reginald vs Stephen F. Austin (Sep 03, 2016)
Tackles	10	Brooks, Jordyn at Arizona State (Sep 10, 2016)
Sacks	1.0	Hill, Kolin vs Stephen F. Austin (Sep 03, 2016)
		Barnes, Zach vs Stephen F. Austin (Sep 03, 2016)
		Williams, Kris vs Stephen F. Austin (Sep 03, 2016)
		Washington, B. vs Stephen F. Austin (Sep 03, 2016)
		Gilmore, L. vs Stephen F. Austin (Sep 03, 2016)
Tackles For Loss	2.0	Brooks, Jordyn at Arizona State (Sep 10, 2016)
Interceptions	1	Nguema, Thierry vs Stephen F. Austin (Sep 03, 2016)
		Ward, Keenon vs Stephen F. Austin (Sep 03, 2016)

TEAM GAME HIGHS

Rushes	28	vs Stephen F. Austin (Sep 03, 2016)
Yards Rushing	125	vs Stephen F. Austin (Sep 03, 2016)
Yards Per Rush	4.5	vs Stephen F. Austin (Sep 03, 2016)
TD Rushes	4	vs Stephen F. Austin (Sep 03, 2016)
Pass attempts	71	vs Stephen F. Austin (Sep 03, 2016)
Pass completions	48	vs Stephen F. Austin (Sep 03, 2016)
Yards Passing	633	vs Stephen F. Austin (Sep 03, 2016)
Yards Per Pass	10.2	at Arizona State (Sep 10, 2016)
TD Passes	5	vs Stephen F. Austin (Sep 03, 2016)
		at Arizona State (Sep 10, 2016)
Total Plays	99	vs Stephen F. Austin (Sep 03, 2016)
Total Offense	758	vs Stephen F. Austin (Sep 03, 2016)
Yards Per Play	8.2	at Arizona State (Sep 10, 2016)
Points	69	vs Stephen F. Austin (Sep 03, 2016)
Sacks By	5	vs Stephen F. Austin (Sep 03, 2016)
First Downs	37	vs Stephen F. Austin (Sep 03, 2016)
Penalties	9	at Arizona State (Sep 10, 2016)
Penalty Yards	94	at Arizona State (Sep 10, 2016)
Turnovers	2	at Arizona State (Sep 10, 2016)
Interceptions By	2	vs Stephen F. Austin (Sep 03, 2016)
Punts	5	vs Stephen F. Austin (Sep 03, 2016)
Punting Avg	43.0	at Arizona State (Sep 10, 2016)
Long Punt	51	at Arizona State (Sep 10, 2016)
Punts inside 20	2	vs Stephen F. Austin (Sep 03, 2016)
Long Punt Return	33	vs Stephen F. Austin (Sep 03, 2016)

OPPONENT INDIVIDUAL GAME HIGHS

Rushes	30	Richard, Demario, at Arizona State (Sep 10, 2016)
Yards Rushing	137	Ballage, Kalen, at Arizona State (Sep 10, 2016)
TD Rushes	7	Ballage, Kalen, at Arizona State (Sep 10, 2016)
Long Rush	75	Ballage, Kalen, at Arizona State (Sep 10, 2016)
Pass attempts	49	Conque, Zach, vs Stephen F. Austin (Sep 03, 2016)
Pass completions	28	Conque, Zach, vs Stephen F. Austin (Sep 03, 2016)
		Wilkins, Manny, at Arizona State (Sep 10, 2016)
Yards Passing	351	Wilkins, Manny, at Arizona State (Sep 10, 2016)
TD Passes	2	Wilkins, Manny, at Arizona State (Sep 10, 2016)
Long Pass	39	Wilkins, Manny, at Arizona State (Sep 10, 2016)
Receptions	10	Liggins, Justic, vs Stephen F. Austin (Sep 03, 2016)
Yards Receiving	80	Liggins, Justic, vs Stephen F. Austin (Sep 03, 2016)
TD Receptions	1	Liggins, Justic, vs Stephen F. Austin (Sep 03, 2016)
		Pace, Tamrick, vs Stephen F. Austin (Sep 03, 2016)
		Harry, N'Keal, at Arizona State (Sep 10, 2016)
		Ballage, Kalen, at Arizona State (Sep 10, 2016)
Long Reception	39	Ballage, Kalen, at Arizona State (Sep 10, 2016)
Field Goals	1	Ruiz, Storm, vs Stephen F. Austin (Sep 03, 2016)
		Gonzalez, Zane, at Arizona State (Sep 10, 2016)
Long Field Goal	43	Ruiz, Storm, vs Stephen F. Austin (Sep 03, 2016)
		Gonzalez, Zane, at Arizona State (Sep 10, 2016)
Punts	8	Lewallen, Caleb, vs Stephen F. Austin (Sep 03, 2016)
Punting Avg	55.0	Haack, Matt, at Arizona State (Sep 10, 2016)
Long Punt	63	Lewallen, Caleb, vs Stephen F. Austin (Sep 03, 2016)
Punts inside 20	3	Haack, Matt, at Arizona State (Sep 10, 2016)
Long Punt Return	36	Hart, Trae, vs Stephen F. Austin (Sep 03, 2016)
Long Kickoff Return	28	White, Tim, at Arizona State (Sep 10, 2016)
Tackles	8	Orr, Kareem, at Arizona State (Sep 10, 2016)
Sacks	1.0	Kanipes, Zack, vs Stephen F. Austin (Sep 03, 2016)
		Harrison, Kedri, vs Stephen F. Austin (Sep 03, 2016)
		Calhoun, DJ, at Arizona State (Sep 10, 2016)
		Crump, Koron, at Arizona State (Sep 10, 2016)
Tackles For Loss	1.0	8 Occurrences
Interceptions	2	Hayes, D., at Arizona State (Sep 10, 2016)

OPPONENT TEAM GAME HIGHS

Rushes	53	at Arizona State (Sep 10, 2016)
Yards Rushing	301	at Arizona State (Sep 10, 2016)
Yards Per Rush	5.7	at Arizona State (Sep 10, 2016)
TD Rushes	7	at Arizona State (Sep 10, 2016)
Pass attempts	55	vs Stephen F. Austin (Sep 03, 2016)
Pass completions	31	vs Stephen F. Austin (Sep 03, 2016)
Yards Passing	351	at Arizona State (Sep 10, 2016)
Yards Per Pass	9.5	at Arizona State (Sep 10, 2016)
TD Passes	2	vs Stephen F. Austin (Sep 03, 2016)
		at Arizona State (Sep 10, 2016)
Total Plays	90	vs Stephen F. Austin (Sep 03, 2016)
		at Arizona State (Sep 10, 2016)
Total Offense	652	at Arizona State (Sep 10, 2016)
Yards Per Play	7.2	at Arizona State (Sep 10, 2016)
Points	68	at Arizona State (Sep 10, 2016)
Sacks By	2	vs Stephen F. Austin (Sep 03, 2016)
		at Arizona State (Sep 10, 2016)
First Downs	34	at Arizona State (Sep 10, 2016)
Penalties	6	at Arizona State (Sep 10, 2016)
Penalty Yards	60	at Arizona State (Sep 10, 2016)
Turnovers	3	vs Stephen F. Austin (Sep 03, 2016)
Interceptions By	2	at Arizona State (Sep 10, 2016)
Punts	8	vs Stephen F. Austin (Sep 03, 2016)
Punting Avg	52.0	at Arizona State (Sep 10, 2016)
Long Punt	63	vs Stephen F. Austin (Sep 03, 2016)
Punts inside 20	4	at Arizona State (Sep 10, 2016)
Long Punt Return	36	vs Stephen F. Austin (Sep 03, 2016)



GAME 1 • TEXAS TECH 69, STEPHEN F. AUSTIN 17

LUBBOCK, Texas -- Patrick Mahomes threw for four touchdowns and ran for two more to lead Texas Tech past Stephen F. Austin 69-17 on Saturday.

The Lumberjacks couldn't stop the Red Raiders offense and couldn't get theirs on track for much of the game.

Mahomes, who was pulled midway through the third quarter, completed 30 of 43 passes for 483 yards; he rushed for 57 more.

Six Red Raiders receivers had yardage totals greater than 47 yards and the team had 10 plays of 20 yards or longer.

"This is a potent offense," Lumberjacks coach Clint Conque said. "We obviously realized it was going to be a tough get for us as a football team."

The win gave Texas Tech (1-0) its 16th straight win over FCS opponents, including three against the Lumberjacks (0-1).

Texas Tech coach Kliff Kingsbury wasn't too pleased with the offensive early on.

"I just didn't think offensively we played very technical -- kind of some streetball going on early," he said.

SCORING SUMMARY

QTR	Time	Team	Scoring Play	Drive / Time
1st	12:22	TTU	Batson, C. 13 yd pass from Mahomes, P. (Hatfield, C. kick)	10-75 / 2:38
	06:03	TTU	Coutee, K. 6 yd run (Hatfield, C. kick)	5-45 / 1:12
	01:10	TTU	Mahomes, P. 3 yd run (Hatfield, C. kick)	8-69 / 2:46
2nd	13:12	TTU	Mahomes, P. 7 yd run (Hatfield, C. kick)	6-78 / 1:40
	12:15	TTU	Giles, J. 22 yd pass from Mahomes, P. (Hatfield, C. kick)	1-22 / 0:08
	09:24	SFA	Ruiz, S. 43 yd field goal	11-49 / 2:51
	04:33	TTU	Cantrell, D. 8 yd pass from Mahomes, P. (Hatfield, C. kick)	4-93 / 1:20
	00:17	TTU	Hatfield, C. 31 yd field goal	10-86 / 3:23
3rd	07:50	TTU	Lauderdale, D. 14 yd pass from Mahomes (Hatfield, C. kick)	10-80 / 2:43
	02:42	SFA	Liggins, J. 9 yd pass from Conque, Z. (Ruiz, S. kick)	10-84 / 2:53
	01:08	TTU	Hatfield, C. 43 yd field goal	9-55 / 1:34
4th	12:11	SFA	Pace, T. 38 yd pass from Taylor, H. (Ruiz, S. kick)	5-75 / 1:38
	03:25	TTU	High, J. 9 yd pass from Shimonek, N. (Hatfield, C. kick)	12-70 / 3:31
	01:10	TTU	Dauphine, C. 27 yd run (Hatfield, C. kick)	1-27 / 0:18

RUSHING: Texas Tech - Mahomes, P. 10-57; Felton, Dem. 5-28; Stockton, J. 6-25; Dauphine, Corey 2-25; Coutee, Keke 1-6; Woodward, Caleb 1-2; Shimonek, Nic 3-minus 18. SFA - West, Joshawa 12-51; Amous, Kijana 7-36; Shaw, Jamall 5-5; Whitaker, Jacoby 2-minus 1; Taylor, Hunter 2-minus 5; TEAM 1-minus 9; Conque, Zach 6-minus 19.

PASSING: Texas Tech - Mahomes, P. 30-43-0-483; Shimonek, Nic 18-28-1-150. SFA - Conque, Zach 28-49-2-246; Taylor, Hunter 3-6-0-66.

RECEIVING: Texas Tech - Lauderdale, D. 7-49; High, Ja'Deion 6-54; Knutson, Kash 5-45; Giles, Jonathan 4-89; Stockton, J. 4-66; Batson, Cameron 3-24; White, Quinton 3-16; Davis, Reginald 2-80; Cantrell, Dylan 2-62; Willies, D. 2-47; Sadler, Ian 2-38; Brown, Tony 2-10; Vasher, T.J. 2-9; Shorts, Quan 1-16; Coutee, Keke 1-12; Rittimann, H. 1-9; Felton, Dem. 1-7. SFA - Liggins, Justice 10-80; Piper, Aaron 5-50; Sylvester, Robert 3-10; Pace, Tamrick 2-48; Hart, Trae 2-34; Hill, Kiki 2-20; Jones, Nick 2-19; West, Joshawa 2-9; Amous, Kijana 1-21; Taylor, Will 1-11; Ruffin, DeQuann 1-10.

INTERCEPTIONS: Texas Tech - Ward, Keenon 1-0; Nguema, Thierry 1-0. SFA - Starnes, Zack 1-0

TACKLES (UA-A): Texas Tech - Madison, Tevin 4-2; Jenkins, Malik 3-3; Nelson, Justis 5-0; Pipkins, Ondre 5-0; Ward, Keenon 5-0; Polite-Bray, DJ 4-0; Johnson, Jah. 2-2; Williams, Kris 2-2; Moore, Kevin 3-0; Hinton, D'Vonta 3-0; Brooks, Jordyn 2-1; Stice, Luke 2-1. SFA - Muhammad, Ahmad 4-3; Smith, Trevon 5-0; Walls, Marlon 5-0; Hall, Zach 4-1; Stone, George 3-1; Ghansah, Lawrence 2-2; Kanipes, Zack 2-2; Ward, Alize 3-0; Martin, Patrick 3-0; Starnes, Zack 3-0; Gregory, Alex 3-0; Williams, Germod 3-0; Miller, Price 2-1; Martin, Jack 2-1

TEAM STATISTICS

	SFA	TTU
FIRST DOWNS	24	37
RUSHES-YARDS (NET)	35-58	28-125
PASSING YDS (NET)	312	633
Passes Att-Comp-Int	55-31-2	71-48-1
TOTAL OFFENSE PLAYS-YARDS	90-370	99-758
Fumble Returns-Yards	0-0	0-0
Punt Returns-Yards	1-36	4-75
Kickoff Returns-Yards	7-146	2-42
Interception Returns-Yards	1-0	2-0
Punts (Number-Avg)	8-39.8	5-32.6
Fumbles-Lost	2-1	0-0
Penalties-Yards	3-25	7-42
Possession Time	30:46	29:14
Third-Down Conversions	5 of 17	7 of 15
Fourth-Down Conversions	0 of 2	0 of 1
Red-Zone Scores-Chances	2-3	9-9
Sacks By: Number-Yards	2-18	5-35

GAME 2 • ARIZONA STATE 68, TEXAS TECH 55

TEMPE, Ariz. -- Kalen Ballage tied an NCAA record by scoring eight touchdowns and had 185 all-purpose yards, helping Arizona State outlast Texas Tech 68-55 in a wild game Saturday night.

Two teams known for scoring points in bunches put on an offensive show in the desert, trading big plays and touchdowns on seemingly every snap.

Arizona State (2-0) opened up its playbook in an attempt to keep up with the Red Raiders.

Ballage was the focal point, scoring seven touchdowns on direct-snap runs and another on a 39-yard, double-reverse flea flicker. The junior matches the record set by Illinois' Howard Griffin in 1990.

Texas Tech (1-1) tried to keep up behind Patrick Mahomes, who threw for 540 yards and two touchdowns. The Red Raiders bogged down offensively in the second half, though, and had little defense against the quick-snapping Sun Devils.

Mahomes had two passes intercepted by Gump Hayes, including one that set up Ballage's seventh TD in the fourth quarter.

Ballage followed with a 75-yard run up the middle to match the record on his 13th touch of the game. He also tied the FBS record with four touchdowns in the second quarter.

SCORING SUMMARY

QTR	Time	Team	Scoring Play	Drive / Time
1st	10:13	ASU	Harry, N'Keal 10 yd pass from Wilkins, M. (Gonzalez, Z. kick)	6-43 / 1:44
	07:12	TTU	Mahomes, P. 1 yd run (Hatfield, C. kick)	8-47 / 3:00
	05:33	ASU	TEAM safety	
	01:14	TTU	Willies, D. 59 yd pass from Mahomes, P. (Hatfield, C. kick)	6-98 / 1:46
2nd	13:17	ASU	Ballage, K. 1 yd run (Gonzalez, Z. kick)	7-75 / 2:57
	12:55	TTU	Stockton, J. 75 yd pass from Mahomes, P. (Hatfield, C. kick)	2-75 / 0:22
	11:18	ASU	Ballage, K. 39 yd pass from Wilkins, M. (Gonzalez, Z. kick)	4-85 / 1:24
	08:30	ASU	Ballage, K. 1 yd run (Gonzalez, Z. kick)	5-50 / 1:53
	05:21	TTU	Cantrell, D. 11 yd pass from Mahomes (Hatfield kick failed)	9-75 / 3:09
	02:17	ASU	Ballage, K. 4 yd run (Gonzalez, Z. kick)	9-74 / 2:55
	00:53	TTU	Giles, J. 13 yd pass from Mahomes, P. (Hatfield, C. kick)	9-75 / 1:24
3rd	11:45	TTU	Stockton, J. 1 yd run (Hatfield, C. kick)	9-75 / 3:15
	08:32	ASU	Ballage, K. 2 yd run (Gonzalez, Z. kick)	7-84 / 3:08
	00:43	ASU	Ballage, K. 7 yd run (Gonzalez, Z. kick)	15-80 / 5:00
4th	10:57	ASU	Ballage, K. 1 yd run (Gonzalez, Z. kick)	1-1 / 0:04
	09:23	TTU	Felton, D. 5 yd run (Hatfield, C. kick)	6-75 / 1:34
	09:11	ASU	Ballage, K. 75 yd run (Gonzalez, Z. kick)	1-75 / 0:12
	08:16	TTU	Batson, C. 66 yd pass from Mahomes, P. (Hatfield, C. kick)	4-75 / 0:55
	03:04	ASU	Gonzalez, Z. 43 yd field goal	11-53 / 5:06

RUSHING: Texas Tech - Mahomes, P. 11-44; Stockton, J. 7-20; Felton, Dem. 1-5; White, Quinton 2-4; Team 1-minus 1. Arizona State - Ballage, Kalen 13-137; Richard, Demario 30-109; Wilkins, Manny 10-55.

PASSING: Texas Tech - Mahomes, P. 38-53-2-540. Arizona State - Wilkins, Manny 28-37-0-351.

RECEIVING: Texas Tech - Batson, Cameron 9-148; Giles, Jonathan 9-71; Lauderdale, D. 7-57; Stockton, J. 3-95; Cantrell, Dylan 3-25; White, Quinton 2-34; Willies, D. 1-59; Sadler, Ian 1-22; Davis, Reginald 1-16; Coutee, Keke 1-8; Felton, Dem. 1-5. Arizona State - Harry, N'Keal 6-72; White, Tim 6-40; Harvey, Jalen 4-39; Richard, Demario 3-31; Gammage, Fred 3-31; Kohl, Kody 2-67; Ballage, Kalen 2-48; Smith, Cameron 2-23.

INTERCEPTIONS: Texas Tech - None; Arizona State - Hayes, D. 2-19.

TACKLES (UA-A): Texas Tech - Brooks, Jordyn 10-0; Jenkins, Malik 7-1; Stice, Luke 7-0; Nguema, Thierry 7-0; Nelson, Justis 5-1; Ward, Keenon 5-1; Johnson, Jah. 4-1; Polite-Bray, DJ 4-1; Williams, Kris 4-0; Hill, Kolin 3-1; Stringer, B. 3-0; Madison, Tevin 3-0; Moore, Gary 3-0; Gilmore, L. 3-0. Arizona State - Orr, Kareem 8-0; Perry, Armand 5-2; Hayes, D. 5-1; Lutu, Alani 4-1; Calhoun, DJ 4-1; Wicker, JoJo 4-0; Crump, Koron 3-0; Mendoza, Carlos 1-2;

TEAM STATISTICS

	TTU	ASU
FIRST DOWNS	28	34
RUSHES-YARDS (NET)	22-72	53-301
PASSING YDS (NET)	540	351
Passes Att-Comp-Int	53-38-2	37-28-0
TOTAL OFFENSE PLAYS-YARDS	75-612	90-652
Fumble Returns-Yards	0-0	0-0
Punt Returns-Yards	1-0	2-14
Kickoff Returns-Yards	0-0	8-179
Interception Returns-Yards	0-0	2-19
Punts (Number-Avg)	4-43.0	4-52.0
Fumbles-Lost	1-0	0-0
Penalties-Yards	9-94	6-60
Possession Time	23:46	36:14
Third-Down Conversions	6 of 13	9 of 16
Fourth-Down Conversions	1 of 1	2 of 2
Red-Zone Scores-Chances	5-5	7-7
Sacks By: Number-Yards	0-0	2-9



THE LAST TIME TEXAS TECH...

OFFENSE (TEAM)

SCORING (All Games)

Scored 50 or more points	55, at Arizona State (2016)
Scored 60 or more points	69, vs. Stephen F. Austin (2016)
Scored 70 or more points	75, vs. Northwestern State (2007)
Scored 80 or more points	80, vs. Sam Houston State (2005)

Was held to 10 or fewer points	6, vs. #2 Oklahoma State (2011)
Was held to 7 or fewer points	6, vs. #2 Oklahoma State (2011)
Was held to 3 or fewer points	3, at #20 TCU (2006)
Was shutout	0, at #2 Nebraska (1997)
Was shutout in back-to-back games	vs. SMU, 0-14, at Rice, 0-14 (1962)
Was held without an offensive touchdown	vs. #2 Oklahoma State (2011)
Was held without a touchdown	at #20 TCU (2006)

Allowed 50 or more points	68, at Arizona State (2016)
Allowed 60 or more points	68, at Arizona State (2016)
Allowed 70 or more points	70, vs. #12 Oklahoma State (2015)
Allowed 80 or more points	82, at #10 TCU (2014)

Shutout opponent	vs. Southeastern Louisiana, 62-0 (2006)
Shutout opponent in back-to-back games	at Texas Wesleyan, 13-0 at New Mexico, 27-0 (1949)
Shutout opponent in a half	at Kansas, 20-0 (2015)
Held opponent without an offensive touchdown	vs. Northwestern State, 44-6 (2012)

SCORING (Home Games)

Scored 50 or more points	69, vs. Stephen F. Austin (2016)
Scored 60 or more points	69, vs. Stephen F. Austin (2016)
Scored 70 or more points	75, vs. Northwestern State (2007)
Scored 80 or more points	80, vs. Sam Houston State (2005)

Was held to 10 or fewer points	6, vs. #2 Oklahoma State (2011)
Was held to 7 or fewer points	6, vs. #2 Oklahoma State (2011)
Was held to 3 or fewer points	3, vs. #1 Nebraska (2000)
Was shutout	0, vs. #20 Arkansas (1987)
Was held without an offensive touchdown	vs. #2 Oklahoma State (2011)
Was held without a touchdown	vs. #1 Nebraska (2000)

Allowed 50 or more points	70, vs. #12 Oklahoma State (2015)
Allowed 60 or more points	70, vs. #12 Oklahoma State (2015)

Shutout opponent	vs. Southeastern Louisiana, 62-0 (2006)
Held opponent without an offensive touchdown	vs. Northwestern State, 44-6 (2012)
Shutout opponent in a half	vs. #24 TCU (2013)

SCORING (Away Games)

Scored 50 or more points	55, at Arizona State (2016)
Scored 60 or more points	63, at #19 Kansas (2008)
Scored 70 or more points	N/A

Was held to 10 or fewer points	7, at #16 Oklahoma (2010)
Was held to 7 or fewer points	7, at #16 Oklahoma (2010)
Was held to 3 or fewer points	3, at #20 TCU (2006)
Was shutout	0, at #2 Nebraska (1997)
Was held without an offensive touchdown	at #20 TCU (2006)
Was held without a touchdown	at #20 TCU (2006)

Allowed 50 or more points	68, at Arizona State (2016)
Allowed 60 or more points	68, at Arizona State (2016)
Allowed 70 or more points	82, at #10 TCU (2014)

Shutout opponent	at Baylor, 28-0 (2005)
Held opponent without an offensive touchdown	at #20 TCU, 3-12 (2006)
Shutout opponent in a half	at Kansas, 20-0 (2015)

TOTAL OFFENSE

Had 550 or more total yards	612, at Arizona State (2016)
Had 600 or more total yards	612, at Arizona State (2016)
Had 650 or more total yards	758, vs. Stephen F. Austin (2016)
Had 700 or more total yards	758, vs. Stephen F. Austin (2016)
Had 750 or more total yards	758, vs. Stephen F. Austin (2016)

Was held to 300 or fewer total yards	270, vs. #2 Oklahoma State (2011)
Was held to 250 or fewer total yards	144, vs. #4 Texas (2010)
Was held to 200 or fewer total yards	144, vs. #4 Texas (2010)
Was held to 150 or fewer total yards	144, vs. #4 Texas (2010)
Was held to 100 or fewer total yards	90, vs. #8 Miami (Fla.) (1990)

RUSHING ATTEMPTS

Had 40 or more rushing attempts	51, at Texas (2015)
Had 45 or more rushing attempts	51, at Texas (2015)
Had 50 or more rushing attempts	51, at Texas (2015)
Had 55 or more rushing attempts	55, at Baylor (1999)
Had 60 or more rushing attempts	61, vs. North Texas (1998)
Had 64 or more rushing attempts	64, vs. #20 Texas A&M (1997)

Was held to 20 or fewer rushing attempts	14, at #22 Kansas State (2014)
Was held to 15 or fewer rushing attempts	14, at #22 Kansas State (2014)
Was held to 10 or fewer rushing attempts	7, at #15 Texas (2007)

RUSHING OFFENSE

Had 200 or more rushing yards	293, at Texas (2015)
Had 250 or more rushing yards	293, at Texas (2015)
Had 300 or more rushing yards	325, vs. New Mexico (2012)
Had 350 or more rushing yards	453, vs. Louisiana-Lafayette (1997)
Had 400 or more rushing yards	453, vs. Louisiana-Lafayette (1997)
Had 450 or more rushing yards	482, vs. Baylor (1996)

Was held to 50 or fewer rushing yards	29, vs. #22 LSU (2015)
Was held to 40 or fewer rushing yards	29, vs. #22 LSU (2015)
Was held to 30 or fewer rushing yards	29, vs. #22 LSU (2015)
Was held to 20 or fewer rushing yards	-14, vs. #25 Texas (2010)
Was held to 10 or fewer rushing yards	-14, vs. #25 Texas (2010)
Was held to negative rushing yards	-14, vs. #25 Texas (2010)

RUSHING TOUCHDOWNS

Had 4 or more rushing touchdowns	4, vs. Stephen F. Austin (2016)
Had 5 or more rushing touchdowns	5, at Texas (2015)
Was held without a rushing touchdown	vs. #22 LSU (2015)
Was held without a rushing TD in back-to-back games	at #24 Oklahoma State/at #22 Kansas State (2014)
Was held without a rushing TD in 3 consecutive games	5 games (2006)

PASSING ATTEMPTS

Had 60 or more passing attempts	71, vs. Stephen F. Austin (2016)
Had 65 or more passing attempts	71, vs. Stephen F. Austin (2016)
Had 70 or more passing attempts	71, vs. Stephen F. Austin (2016)
Had 75 or more passing attempts	78, vs. Iowa State (2003)

Was held to 35 or fewer passing attempts	31, at Arkansas (2015)
Was held to 30 or fewer passing attempts	25, vs. Nebraska (2008)
Was held to 25 or fewer passing attempts	25, vs. Nebraska (2008)
Was held to 20 or fewer passing attempts	17, vs. Oklahoma (1999)
Was held to 15 or fewer passing attempts	14, vs. Iowa State (1999)
Was held to 10 or fewer passing attempts	10, at Texas (1997)



THE LAST TIME TEXAS TECH...

PASSING COMPLETIONS

Had 47 or more passing completions	48, vs. Stephen F. Austin (2016)
Had 48 or more passing completions	48, vs. Stephen F. Austin (2016)
Had 49 or more passing completions	50, vs. SMU (2007)
Had 50 or more passing completions	50, vs. SMU (2007)
Had 51 or more passing completions	52, vs. Iowa State (2003)
Had 52 or more passing completions	52, vs. Iowa State (2003)

Was held to 20 or fewer passing completions	17, at UTEP (2014)
Was held to 16 or fewer passing completions	16, vs. #13 Alabama (2005)
Was held to 10 or fewer passing completions	9, vs. Oklahoma (1999)
Was held to 8 or fewer passing completions	8, vs. Iowa State (1999)
Was held to 5 or fewer passing completions	3, at Texas (1997)

PASSING OFFENSE

Had 400 or more passing yards	540, at Arizona State (2016)
Had 450 or more passing yards	540, at Arizona State (2016)
Had 500 or more passing yards	540, at Arizona State (2016)
Had 550 or more passing yards	633, vs. Stephen F. Austin (2016)
Had 600 or more passing yards	633, vs. Stephen F. Austin (2016)
Had 650 or more passing yards	669, vs. Kansas State (2005)

Was held to 200 or fewer passing yards	199, at West Virginia (2015)
Was held to 150 or fewer passing yards	144, at #16 Oklahoma (2010)
Was held to 100 or fewer passing yards	74, vs. Oklahoma State (1998)
Was held to 50 or fewer passing yards	42, vs. Rice (1989)

PASSING TOUCHDOWNS

Had 5 or more passing touchdowns	5, at Arizona State (2016)
Had 6 or more passing touchdowns	6, vs. Iowa State (2015)
Had 7 or more passing touchdowns	7, at #21 TCU (2012)
Had 8 or more passing touchdowns	8, vs. Kansas State (2009)

Was held without a passing TD	vs. Texas (2014)
Was held without a passing TD in back-to-back games	vs. Oklahoma/at #24 OSU (1997)
Was held without a passing TD in 3 consecutive games	7 games (1997)

PASSING INTERCEPTIONS

Had 3 or more passing interceptions	4, at #15 Oklahoma (2015)
Had 4 or more passing interceptions	4, at #15 Oklahoma (2015)
Had 5 or more passing interceptions	5, vs. #1 Oklahoma (2003)

Went 3 consecutive games without a passing INT	3 games (2011)
Went 4 consecutive games without a passing INT	5 games (1997)
Went 5 consecutive games without a passing INT	5 games (1997)

FUMBLES ALLOWED

Had 3 or more fumbles	3 (lost 0), vs. #22 LSU (2015)
Had 4 or more fumbles	4 (lost 3), vs. #5 Baylor (2014)
Had 5 or more fumbles	5 (lost 2), at #2 Texas (2009)
Had 6 or more fumbles	6 (lost 3), vs. #16 NC State (2002)
Had 7 or more fumbles	7 (lost 2), at #21 Kansas State (1996)

Went back-to-back games without a fumble	2 games (2008)
--	----------------

TURNOVERS ALLOWED

Had 4 or more turnovers	4, at Texas (2015)
Had 5 or more turnovers	5, vs. Texas A&M (2009)
Had 6 or more turnovers	6, vs. Colorado (2003)

Did not commit a turnover	vs. Iowa State (2015)
Went back-to-back games without a turnover	2 games (2005)

DEFENSE (TEAM)

SCORING DEFENSE

Shutout its opponent	0, vs. Southeastern Louisiana (2006)
Allowed 3 or fewer points	0, vs. Southeastern Louisiana (2006)
Allowed 7 or fewer points	7, vs. Texas State (2013)
Allowed 10 or fewer points	7, vs. Texas State (2013)

Didn't allow an offensive touchdown	vs. Northwestern State (2012)
Didn't allow a touchdown	vs. Northwestern State (2012)

SCORING DEFENSE (Home Games)

Allowed 10 or fewer points	7, vs. Texas State (2013)
Allowed 7 or fewer points	7, vs. Texas State (2013)
Allowed 3 or fewer points	0, vs. Southeastern Louisiana (2006)
Shutout its opponent	vs. Southeastern Louisiana (2006)
Held its opponent without an offensive touchdown	0, vs. Southeastern Louisiana (2006)
Held its opponent without a touchdown	0, vs. Southeastern Louisiana (2006)

Allowed 50 or more points	70, vs. #12 Oklahoma State (2015)
Allowed 60 or more points	70, vs. #12 Oklahoma State (2015)

SCORING DEFENSE (Away Games)

Allowed 10 or fewer points	10, at Texas State (2012)
Allowed 7 or fewer points	7, at Baylor (2007)
Allowed 3 or fewer points	0, at Baylor (2005)
Shutout its opponent	0, at Baylor (2005)
Held its opponent without an offensive touchdown	at SMU (2007)
Held its opponent without a touchdown	at SMU (2007)

Allowed 50 or more points	68, at Arizona State (2016)
Allowed 60 or more points	68, at Arizona State (2016)
Allowed 70 or more points	82, at #10 TCU (2014)

TOTAL DEFENSE

Allowed 250 or fewer total yards	240, vs. Texas State (2013)
Allowed 200 or fewer total yards	189, at Iowa State (2012)
Allowed 150 or fewer total yards	127, vs. New Mexico (2012)
Allowed 125 or fewer total yards	84, vs. Northwestern State (2012)
Allowed 100 or fewer total yards	84, vs. Northwestern State (2012)

Allowed 500 or more total yards	652, at Arizona State (2016)
Allowed 550 or more total yards	652, at Arizona State (2016)
Allowed 600 or more total yards	652, at Arizona State (2016)
Allowed 650 or more total yards	652, at Arizona State (2016)
Allowed 700 or more total yards	750, vs. #3 TCU (2015)
Allowed 750 or more total yards	750, vs. #3 TCU (2015)

DEFENSIVE FIRST DOWNS ALLOWED

Allowed 12 or fewer first downs	11, vs. Texas State (2013)
Allowed 10 or fewer first downs	8, vs. New Mexico (2012)
Allowed 9 or fewer first downs	8, vs. New Mexico (2012)
Allowed 7 or fewer first downs	6, vs. Northwestern State (2012)
Allowed 5 or fewer first downs	5, vs. North Texas (1998)

Allowed 30 or more first downs	34, at Arizona State (2016)
Allowed 35 or more first downs	35, at #15 Oklahoma (2015)

TACKLES FOR A LOSS

Recorded 12 or more tackles for a loss	12, vs. Texas State (2013)
Recorded 13 or more tackles for a loss	14, vs. Rice (2009)
Recorded 14 or more tackles for a loss	14, vs. Rice (2009)
Recorded 15 or more tackles for a loss	15, vs. Baylor (2002)

Was held without a tackle for a loss	0.0, vs. Houston (2010)
--------------------------------------	-------------------------



THE LAST TIME TEXAS TECH...

RUSHING DEFENSE

Allowed 70 or fewer rushing yards	58, vs. Stephen F. Austin (2016)
Allowed 60 or fewer rushing yards	58, vs. Stephen F. Austin (2016)
Allowed 50 or fewer rushing yards	13, vs. Northwestern State (2012)
Allowed 40 or fewer rushing yards	13, vs. Northwestern State (2012)
Allowed 30 or fewer rushing yards	13, vs. Northwestern State (2012)
Allowed 20 or fewer rushing yards	13, vs. Northwestern State (2012)
Allowed 10 or fewer rushing yards	9, vs. Fresno State (1998)
Allowed 0 or fewer rushing yards	-12, at #21 Kansas State (1996)
Allowed -10 or fewer rushing yards	-12, at #21 Kansas State (1996)

Allowed 250 or more rushing yards	301, at Arizona State (2016)
Allowed 300 or more rushing yards	301, at Arizona State (2016)
Allowed 350 or more rushing yards	384, vs. #22 LSU (2015)
Allowed 400 or more rushing yards	403, at Texas (2015)
Allowed 450 or more rushing yards	469, at Missouri (2003)

DEFENSIVE SACKS

Had 4 or more sacks	5, vs. Stephen F. Austin (2016)
Had 5 or more sacks	5, vs. Stephen F. Austin (2016)
Had 6 or more sacks	6, vs. Kansas (2009)

Was held without a sack in back-to-back games 3, at Arkansas/vs. TCU/ vs. #5 Baylor (2015)

QUARTERBACK HURRIES

Had 5 or more quarterback hurries	6, vs. Iowa State (2013)
Had 10 or more quarterback hurries	10, vs. Missouri (2002)
Had 13 or more quarterback hurries	13, at New Mexico (2002)
Had 15 or more quarterback hurries	16, vs. Oklahoma (2001)
Had 18 or more quarterback hurries	18, vs. Oklahoma State (2000)

Was held without a quarterback hurry in 3 consecutive games 3 games (2014)
Was held without a quarterback hurry in 5 consecutive games 5 games (2008)

PASSING DEFENSE

Allowed 100 or fewer passing yards	64, at Texas (2015)
Allowed 75 or fewer passing yards	64, at Texas (2015)
Allowed 60 or fewer passing yards	29, vs. Kansas (2012)
Allowed 50 or fewer passing yards	29, vs. Kansas (2012)
Allowed 45 or fewer passing yards	29, vs. Kansas (2012)
Allowed 40 or fewer passing yards	29, vs. Kansas (2012)
Allowed 30 or fewer passing yards	29, vs. Kansas (2012)
Allowed 25 or fewer passing yards	0, vs. Arkansas (1974)

Allowed 350 or more passing yards	351, at Arizona State (2016)
Allowed 400 or more passing yards	478, vs. #12 Oklahoma State (2015)
Allowed 450 or more passing yards	478, vs. #12 Oklahoma State (2015)
Allowed 500 or more passing yards	527, vs. #3 TCU (2015)

DEFENSIVE INTERCEPTIONS

Had 3 or more interceptions	3, vs. Iowa State (2015)
Had 4 or more interceptions	5, vs. SMU (2008)
Had 5 or more interceptions	5, vs. SMU (2008)
Had 6 or more interceptions	6, vs. Houston (1993)

Was held without an interception in 4 consecutive games 5 games (2012)
Was held without an interception in 5 consecutive games 5 games (2012)
Was held without an interception in 6 consecutive games 6 games (2011-2012)

PASS BREAKUPS

Had 10 or more pass breakups	11, vs. Houston (2010)
Had 15 or more pass breakups	16, vs. Oklahoma State (2002)

Was held without a pass breakup 0, at #25 Texas (2011)

FORCED TURNOVERS

Forced 3 or more turnovers	3, vs. Stephen F. Austin (2016)
Forced 4 or more turnovers	4, vs. Sam Houston State (2015)
Forced 5 or more turnovers	5, at #19 Kansas (2008)
Forced 6 or more turnovers	7, vs. Nebraska (2004)
Forced 7 or more turnovers	7, vs. Nebraska (2004)

Forced a turnover in back-to-back games vs. #22 LSU, vs. Stephen F. Austin (2015-16)
Forced a turnover in 10 consecutive games #5 BU, ISU, at KU, at #15 OU, vs. #12 OSU, at WVU, vs. KSU, at UT, #22 LSU, vs. Stephen F. Austin (2015-16)
Forced at least 2 turnovers in back-to-back games SHSU, UTEP, at Arkansas (2015)
Forced at least 2 turnovers in 3 consecutive games Iowa State, at Kansas, at #15 Oklahoma (2015)

Was held without a forced turnover in back-to-back games 2 games (2014)
Was held without a forced turnover in 3 consecutive games 5 games (2012)
Was held without a forced turnover in 3 consecutive games 5 games (2012)

FORCED FUMBLES

Forced 4 or more fumbles	4 (lost 3), at Kansas (2013)
Forced 5 or more fumbles	5 (lost 4), vs. Colorado (1999)
Forced 6 or more fumbles	7 (lost 4), vs. #5 Nebraska (1996)
Forced 7 or more fumbles	7 (lost 4), vs. #5 Nebraska (1996)

Was held without a forced fumble in back-to-back games 3 games (2014)
Was held without a forced fumble in 3 or more consecutive games 5 games (2012)
Was held without a forced fumble in 4 or more consecutive games 5 games (2012)
Was held without a forced fumble in 5 or more consecutive games 5 games (2012)
Was held without a forced fumble in 7 or more consecutive games 7 games (2004)

RECOVERED FUMBLES

Recovered 3 or more fumbles	3, at Kansas (2013)
Recovered 4 or more fumbles	4, vs. Texas State (2011)

Was held without a recovered fumble in 3 or more consecutive games #3 TCU/ #5 BAY/ ISU (2015)
Was held without a recovered fumble in 4 or more consecutive games 9 games (2012-13)
Was held without a recovered fumble in 5 or more consecutive games 9 games (2012-13)
Was held without a recovered fumble in 6 or more consecutive games 9 games (2012-13)
Was held without a recovered fumble in 7 or more consecutive games 9 games (2012-13)
Was held without a recovered fumble in 8 or more consecutive games 9 games (2012-13)
Was held without a recovered fumble in 9 or more consecutive games 9 games (2012-13)

DEFENSIVE MISC.

Returned an interception for a touchdown	at Kansas (2015)
Returned 2 interceptions for touchdowns	vs. Oklahoma State (2000)
Recorded an interception on the opponent's first offensive play	vs. Iowa State (2015)
Returned a fumble for a touchdown	vs. Texas (2014)
Returned a fumble for a TD to win the game with under 1:00	0:48, vs. Fresno State (1998)
Recorded a safety	vs. Stephen F. Austin (2013)



THE LAST TIME TEXAS TECH...

SPECIAL TEAMS (TEAM)

PUNT RETURN

Had 100 or more punt return yards _____ 113, at Nevada (2008)
 Had 150 or more punt return yards _____ 166, at #23 Texas A&M (2002)
 Returned a punt for a touchdown _____ at Nevada (2008) - Eric Morris, 86 yds
 Blocked a punt _____ vs. #12 Oklahoma State (2013) - Kerry Hyder
 Blocked 2 punts _____ at New Mexico (2010) - Aaron Crawford & Jonathan Brydon
 Returned a blocked punt for a touchdown _____ vs. Indiana State (2005) - Brandon Douglas, 2 yds

KICKOFF RETURN

Had 200 or more kick return yards _____ 256 (10 att.), vs. #20 Baylor (2011)
 Returned a kickoff for a touchdown _____ vs. #12 Oklahoma State (2015) - Jakeem Grant, 100 yds
 Returned an opening kickoff for a TD _____ vs. New Mexico (1973) - Lawrence Williams, 95 yds
 Returned a kickoff for a TD in season opener _____ vs. Sam Houston State (2015) - Jakeem Grant, 94 yds

PUNTING

Had a punt blocked _____ vs. #12 Oklahoma State (2013)
 Had a punt blocked and returned for a TD _____ at #24 Oklahoma State (2012) - 30 yds
 Did not punt _____ at Arkansas (2015)
 Had 10 or more punts _____ 14, vs. #13 Kansas State (1997)
 Forced 10 or more punts _____ 11, vs. Iowa State (2013)
 Faked a punt and scored a touchdown _____ at Texas (2013) - P Ryan Erxleben (51-yd run)

FIELD GOALS & PAT

Blocked a PAT attempt _____ at Kansas (2011) - Terrance Bullitt
 Blocked a field goal attempt _____ vs. Stephen F. Austin (2016) Lonzell Gilmore, 47 yds
 Returned a blocked field goal for a TD _____ vs. Oklahoma State (2000) - Aaron Hunt/Lawrence Flugence - 79 Yds
 Had a PAT blocked _____ at Kansas (2015)
 Missed a PAT attempt _____ at Arizona State - Wide right (2016)
 Had a field goal blocked _____ vs. Minnesota (2012)
 Had a field goal blocked and returned for a TD _____ vs. #23 Texas A&M (2011) - Dustin Harris/Terrance Frederick - 65 Yds

MISCELLANEOUS

Recovered an on-sides kick _____ vs. Central Arkansas (2014) - Dylan Cantrell

MISCELLANEOUS (TEAM)

vs. NATIONALLY-RANKED OPPONENTS

Defeated a ranked opponent _____ vs. #14 Arizona State (2013)
 Defeated a ranked opponent at home _____ vs. #24 TCU (2013)
 Defeated a ranked opponent on the road _____ at #21 TCU (2012)
 Defeated a ranked opponent at a neutral site _____ vs. #14 Arizona State (2013)
 Defeated a ranked opponent in back-to-back games _____ 2 games (2012)
 Defeated a ranked opponent in 3 consecutive games _____ 3 games (2008)
 Lost to a ranked opponent _____ vs. #22 LSU (2015)
 Lost to a ranked opponent at home _____ vs. #12 Oklahoma State (2015)
 Lost to a ranked opponent on the road _____ at #15 Oklahoma (2015)
 Lost to a ranked opponent at a neutral site _____ vs. #22 LSU (2015)
 Lost to an unranked opponent at home _____ vs. Texas (2014)
 Lost to an unranked team on the road _____ at Texas (2013)
 Shutout a ranked opponent _____ vs. #18 SMU (1980)
 Shutout a ranked opponent at home _____ vs. #18 SMU (1980)
 Shutout a ranked opponent on the road _____ Never Happened
 Played to a tie _____ 39-39, vs. TCU (1981)
 Played to a 0-0 tie _____ 0-0, vs. Hardin-Simmons (1942)
 Played in an overtime game _____ vs. Kansas (2012) - W, 41-34 (20T)
 Played in an overtime game vs. ranked opponent _____ at #21 TCU (2012) - W, 56-53 (30T)
 Lost a game and didn't commit a turnover _____ #3 TCU (2015)

MARGIN OF VICTORY/DEFEAT

Won by 40 or more points _____ 52, Texas Tech 69, Stephen F. Austin 17 (2016)
 Won by 50 or more points _____ 52, Texas Tech 69, Stephen F. Austin 17 (2016)
 Won by 60 or more points _____ 68 points, Texas Tech 75, Northwestern State 7 (2007)
 Lost by 30 or more points _____ 36, #15 Oklahoma 63, Texas Tech 27 (2015)
 Lost by 40 or more points _____ 55, #10 TCU 82, Texas Tech 27 (2014)
 Lost by 50 or more points _____ 55, #10 TCU 82, Texas Tech 27 (2014)
 Lost by 60 or more points _____ 60, #2 Oklahoma State 66, Texas Tech 6 (2011)

TOTAL PLAYS

Had 90 or more total plays _____ 99, vs. Stephen F. Austin (2016)
 Had 100 or more total plays _____ 101, vs. Iowa State (2013)
 Had 110 or more total plays _____ 111, vs. Iowa State (2003)
 Was held to 65 or fewer total plays _____ 58, at Arkansas (2015)
 Was held to 60 or fewer total plays _____ 58, at Arkansas (2015)
 Was held to 50 or fewer total plays _____ 48, vs. Nebraska (2008)

FIRST DOWNS

Had 35 or more first downs _____ 37, vs. Stephen F. Austin (2016)
 Had 40 or more first downs _____ 40, vs. Sam Houston State (2005)
 Had 45 or more first downs _____ 45, vs. Iowa State (2003)
 Was held to 20 or fewer first downs _____ 18, vs. Texas (2014)
 Was held to 15 or fewer first downs _____ 15, vs. Iowa State (2011)
 Was held to 10 or fewer first downs _____ 10, at #4 Oklahoma (2002)
 Was held to 9 or fewer first downs _____ 9, vs. Oklahoma (2001)
 Was held to 8 or fewer first downs _____ 6, vs. #13 Kansas State (1997)

TIME OF POSSESSION

Had 35:00 or more time of possession _____ 36:04, vs. Northwestern State (2012)
 Had 36:00 or more time of possession _____ 36:04, vs. Northwestern State (2012)
 Had 37:00 or more time of possession _____ 39:41, vs. #14 Missouri (2010)
 Had 38:00 or more time of possession _____ 39:41, vs. #14 Missouri (2010)
 Had 39:00 or more time of possession _____ 39:41, vs. #14 Missouri (2010)
 Was held to 23:00 or fewer time of possession _____ 19:45, vs. UTEP (2015)
 Was held to 22:00 or fewer time of possession _____ 19:45, vs. UTEP (2015)
 Was held to 21:00 or fewer time of possession _____ 19:45, vs. UTEP (2015)
 Was held to 21:00 or fewer time of possession _____ 19:45, vs. UTEP (2015)
 Was held to 20:00 or fewer time of possession _____ 19:45, vs. UTEP (2015)
 Was held to 19:00 or fewer time of possession _____ 19:00, vs. Iowa State (2011)

PENALTIES

Had 10 or more penalties _____ 17, vs. #5 Baylor (2015)
 Had 15 or more penalties _____ 17, vs. #5 Baylor (2015)
 Had 16 or more penalties _____ 17, vs. #5 Baylor (2015)
 Had 17 or more penalties _____ 17, vs. #5 Baylor (2015)
 Had 5 or fewer penalties _____ 3, vs. #3 TCU (2015)
 Had 4 or fewer penalties _____ 3, vs. #3 TCU (2015)
 Had 3 or fewer penalties _____ 3, vs. #3 TCU (2015)
 Had 2 or fewer penalties _____ 2, vs. Texas State (2011)
 Had 1 or fewer penalties _____ 1, at #5 Texas A&M (1992)

PENALTY YARDS

Had 100 or more penalty yards _____ 142, vs. #5 Baylor (2015)
 Had 125 or more penalty yards _____ 142, vs. #5 Baylor (2015)
 Had 150 or more penalty yards _____ 158, at #24 Oklahoma State (2014)
 Had 175 or more penalty yards _____ 183, at Rice (2007)
 Had 40 or fewer penalty yards _____ 32, vs. #3 TCU (2015)
 Had 30 or fewer penalty yards _____ 22, vs. Kansas (2014)
 Had 20 or fewer penalty yards _____ 20, vs. Baylor (2009)

TWO-POINT CONVERSIONS

Scored an offensive two-point conversion _____ vs. #12 Oklahoma State (2015) - Mahomes pass to Giles
 Blocked a PAT & returned for a 2-point score _____ vs. #15 Oklahoma (1992) - Ben Kirkpatrick - 84 yds
 Won by going for 2-pt conversion _____ vs. Texas (1988) - Tolliver-to-Price with 2:36 left in the game



THE LAST TIME TEXAS TECH...

OFFENSE - BY QUARTER/HALF (TEAM)

1st Quarter

Was held to 0 or fewer rushing yards	-15, vs. #22 LSU (2015)
Was held to 30 or fewer passing yards	23, vs. Minnesota (2012)
Was held to 75 or fewer total yards	60, vs. Minnesota (2012)
Had 75 or more rushing yards	108, vs. Kansas State (2015)
Had 175 or more passing yards	190, vs. Kansas State (2015)
Had 250 or more total yards	298, vs. Kansas State (2015)

2nd Quarter

Was held to 0 or fewer rushing yards	0, at Arkansas (2015)
Was held to 60 or fewer passing yards	56, at #10 TCU (2014)
Was held to 90 or fewer total yards	77, at Iowa State (2014)
Had 90 or more rushing yards	111, at Texas (2015)
Had 175 or more passing yards	223, at Arizona State (2016)
Had 260 or more total yards	295, vs. Stephen F. Austin (2016)

FIRST HALF

Was held to 5 or fewer rushing yards	5, vs. TCU (2013)
Was held to 110 or fewer passing yards	102, at Iowa State (2014)
Was held to 200 or fewer total yards	188, vs. #22 LSU (2015)
Had 150 or more rushing yards	151, vs. Kansas State (2015)
Had 350 or more passing yards	353, at Arizona State (2016)
Had 400 or more total yards	493, vs. Stephen F. Austin (2016)
Had 500 or more total yards	523, Stephen F. Austin (2013)

3rd Quarter

Was held to 0 or fewer rushing yards	-8, vs. #22 LSU (2015)
Was held to 10 or fewer passing yards	10, at TCU (2012)
Was held to 0 or fewer total yards	-1, at TCU (2012)
Had 70 or more rushing yards	78, at Texas (2015)
Had 175 or more passing yards	179, at Kansas (2013)
Had 200 or more total yards	237, at Iowa State (2014)

4th Quarter

Was held to 0 or fewer rushing yards	-17, at Kansas (2013)
Was held to 10 or fewer passing yards	4, at #10 TCU (2014)
Was held to 20 or fewer total yards	16, at #10 TCU (2014)
Had 100 or more rushing yards	100, at Texas (2015)
Had 200 or more passing yards	202, vs. #5 Baylor (2014)
Had 225 or more total yards	246, vs. #12 Oklahoma State (2015)

SECOND HALF

Was held to 0 or fewer rushing yards	-4, at SMU (2013)
Was held to 90 or fewer passing yards	73, at West Virginia (2015)
Was held to 125 or fewer total yards	112, at #10 TCU (2014)
Had 175 or more rushing yards	190, at Texas (2015)
Had 275 or more passing yards	275, vs. #5 Baylor (2015)
Had 350 or more total yards	368, at Texas (2015)

OFFENSE (INDIVIDUAL)

RUSHING

Rushed for 100 or more yards	DeAndre Washington, 173 yards, at Texas (2015)
Rushed for 150 or more yards	DeAndre Washington, 173 yards, at Texas (2015)
Rushed for 200 or more yards	DeAndre Washington, 248 yards, vs. Kansas State (2015)
Quarterback rushed for 100 or more yards	Rodney Allison, 106 yards, vs. #18 Baylor (1976)

Had 2 100-yard rushers ___ Eric Stephens - 118 yards, Kenny Williams - 105 yards, vs. New Mexico (2012)

Had a run of 50 or more yards	DeAndre Washington, 80 yards, vs. Kansas State (2015)
Had a run of 60 or more yards	DeAndre Washington, 80 yards, vs. Kansas State (2015)
Had a run of 70 or more yards	DeAndre Washington, 80 yards, vs. Kansas State (2015)
Had a run of 80 or more yards	DeAndre Washington, 80 yards, vs. Kansas State (2015)
Had a run of 90 or more yards	Donny Anderson, 90 yards, at TCU (1964)

Made 30 or more attempts	Sammy Morris, 33, vs. Texas A&M (1999)
Made 40 or more attempts	Ricky Williams, 42, vs. Fresno State (1998)

Rushed for 3 or more touchdowns	DeAndre Washington, 3, vs. Kansas State (2015)
Rushed for 4 or more touchdowns	DeAndre Washington, 4, vs. #3 TCU (2015)
Rushed for 5 or more touchdowns	James Gray, 5, vs. Rice (1989)
Had 2 players rush for 2 touchdowns	Patrick Mahomes II (2) & Davis Webb (2), vs. UTEP (2015)

Had 2 or more fumbles (QB or RB)	Baker Mayfield, 3 (lost 1), vs. #4 Baylor (2013)
Had 3 or more fumbles (QB or RB)	Baker Mayfield, 3 (lost 1), vs. #4 Baylor (2013)

PASSING

Had 60 or more passing attempts	Davis Webb, 71, vs. #12 Oklahoma State (2013)
Had 65 or more passing attempts	Davis Webb, 71, vs. #12 Oklahoma State (2013)
Had 70 or more passing attempts	Davis Webb, 71, vs. #12 Oklahoma State (2013)
Had 72 or more passing attempts	Graham Harrell, 72, vs. #3 Oklahoma (2007)

Had 40 or more completions	Davis Webb, 45, vs. #12 Oklahoma State (2013)
Had 45 or more completions	Davis Webb, 45, vs. #12 Oklahoma State (2013)
Had 46 or more completions	Taylor Potts, 46, at #2 Texas (2009)
Had 47 or more completions	Graham Harrell, 48, vs. UTEP (2007)
Had 48 or more completions	Graham Harrell, 48, vs. UTEP (2007)
Had 49 or more completions	Kliff Kingsbury, 49, at #23 Texas A&M (2002)

Completed 15 or more consecutive passes	Seth Doege, 15, at New Mexico (2011)
Completed a pass to 14 or more different receivers	Seth Doege, 14, at New Mexico (2011)

Completed a pass of 50 or more yards	Patrick Mahomes, 59, at Arizona State (2016)
Completed a pass of 60 or more yards	Patrick Mahomes, 66, at Arizona State (2016)
Completed a pass of 70 or more yards	Patrick Mahomes, 75, at Arizona State (2016)
Completed a pass of 80 or more yards	Patrick Mahomes, 90, vs. #12 Oklahoma State (2015)
Completed a pass of 90 or more yards	Patrick Mahomes, 90, vs. #12 Oklahoma State (2015)

Passed for 350 or more yards	Patrick Mahomes, 540, at Arizona State (2016)
Passed for 400 or more yards	Patrick Mahomes, 540, at Arizona State (2016)
Passed for 450 or more yards	Patrick Mahomes, 540, at Arizona State (2016)
Passed for 500 or more yards	Patrick Mahomes, 540, at Arizona State (2016)
Passed for 550 or more yards	Patrick Mahomes, 598, vs. #5 Baylor (2014)
Passed for 600 or more yards	Graham Harrell, 646, at Oklahoma State (2007)

Had 2 QBs pass for 200 or more yards ___ Steven Sheffield (238) & Taylor Potts (215), vs. New Mexico (2009)

Non-QB threw for a touchdown pass ___ WR Jakeem Grant, at Arkansas - 72 yds to Reginald Davis (2015)

Passed for 4 or more touchdowns	Patrick Mahomes, 5, at Arizona State (2016)
Passed for 5 or more touchdowns	Patrick Mahomes, 5, at Arizona State (2016)
Passed for 6 or more touchdowns	Patrick Mahomes, 6, vs. #5 Baylor (2014)
Passed for 7 or more touchdowns	Seth Doege, 7, at #21 TCU (2012)
Passed for 8 or more touchdowns	B.J. Symons, 8, vs. Texas A&M (2003)

Threw 3 or more interceptions	Patrick Mahomes II, 4, at #15 Oklahoma (2015)
Threw 4 or more interceptions	Patrick Mahomes II, 4, at #15 Oklahoma (2015)
Threw 5 or more interceptions	B.J. Symons, 5, vs. #1 Oklahoma (2003)



THE LAST TIME TEXAS TECH...

RECEIVING

Caught 10 or more passes _____ Jakeem Grant, 10, vs. #22 LSU (2015)
 Caught 11 or more passes _____ Jakeem Grant, 13, vs. #12 Oklahoma State (2015)
 Caught 12 or more passes _____ Jakeem Grant, 13, vs. #12 Oklahoma State (2015)
 Caught 13 or more passes _____ Jakeem Grant, 13, vs. #12 Oklahoma State (2015)
 Caught 14 or more passes _____ Jace Amaro, 15, vs. #12 Oklahoma State (2013)
 Caught 15 or more passes _____ Jace Amaro, 15, vs. #12 Oklahoma State (2013)
 Caught 16 or more passes _____ Eric Ward, 16, vs. #20 Baylor (2011)

Had 100 or more receiving yards _____ Cameron Batson, 148, at Arizona State (2016)
 Had 150 or more receiving yards _____ Jakeem Grant, 178, vs. #12 Oklahoma State (2015)
 Had 175 or more receiving yards _____ Bradley Marquez, 178, vs. #12 Oklahoma State (2015)
 Had 200 or more receiving yards _____ Darrin Moore, 221, vs. Texas State (2011)
 Had 225 or more receiving yards _____ Michael Crabtree, 237, at Oklahoma State (2007)
 Had 250 or more receiving yards _____ Joel Filani, 255, vs. Kansas State (2005)

Had a reception of 50 or more yards _____ Derrick Willies, 59 yards, at Arizona State (2016)
 Had a reception of 60 or more yards _____ Cameron Batson, 66 yards, at Arizona State (2016)
 Had a reception of 70 or more yards _____ Justin Stockton, 75 yards, at Arizona State (2016)
 Had a reception of 80 or more yards _____ Jakeem Grant, 90 yards, vs. #12 Oklahoma State (2015)
 Had a reception of 90 or more yards _____ Jakeem Grant, 90 yards, vs. #12 Oklahoma State (2015)

Had 3 or more receiving touchdowns _____ Bradley Marquez, 3, vs. #5 Baylor (2014)
 Had 4 or more receiving touchdowns _____ Derek Dorris, 4, at Kansas (2000)

Had 2 or more fumbles (WR or TE) _____ Jace Amaro, 2 (lost 1), vs. #12 Oklahoma State (2013)

Had 2 or more 100-yard receivers _____ Ian Sadler (108) & Jakeem Grant (105), at Texas (2015)
 Had 3 or more 100-yd REC _____ 3, Grant (155), Marquez (130), Washington (107), vs. #5 Baylor (2014)
 Had 4 or more 100-yd REC _____ 4, J. Filani (255), T. Henderson (118), R. Johnson (107), Jarrett Hicks (105), vs. K-State (2005)
 Had 2 or more 200-yd REC _____ 2, Michael Crabtree (237), Danny Amendola (233), at Oklahoma State (2007)
 Had 6 different WR with a TD catch _____ Lewis (2), Torres (2), Swindall, Franks, Leong, Brinkler, vs. K-State (2009)

ALL-PURPOSE

Scored 4 or more touchdowns _____ DeAndre Washington, 4 RUSH, vs. #3 TCU (2015)
 Scored 5 or more touchdowns _____ Taurean Henderson, 3 RUSH, 2 REC, vs. Kansas State (2005)

Had 200 or more all-purpose yards _____ Jakeem Grant, 207, at Texas (2015)
 Had 225 or more all-purpose yards _____ DeAndre Washington, 284, vs. Kansas State (2015)
 Had 250 or more all-purpose yards _____ DeAndre Washington, 284, vs. Kansas State (2015)
 Had 275 or more all-purpose yards _____ DeAndre Washington, 284, vs. Kansas State (2015)
 Had 300 or more all-purpose yards _____ Jakeem Grant, 323, vs. #12 Oklahoma State (2015)
 Had 325 or more all-purpose yards _____ Wes Welker, 327, at #23 Texas A&M (2002)

Had two players with 200+ all-purpose yards _____ D. Washington (219) & J. Grant (204) vs. #3 TCU (2015)

DEFENSE (INDIVIDUAL)

INTERCEPTIONS

Had 2 or more interceptions _____ J.J. Gaines, 2, vs. Iowa State (2015)
 Had 3 or more interceptions _____ Darcel McBath, 3, at #19 Kansas (2008)
 Defensive Lineman had an interception _____ Breiden Fehoko, 1, at West Virginia (2015)

TACKLES

Had 15 or more tackles _____ Micah Awe, 17, vs. #22 LSU (2015)
 Had 16 or more tackles _____ Micah Awe, 17, vs. #22 LSU (2015)
 Had 17 or more tackles _____ Micah Awe, 17, vs. #22 LSU (2015)
 Had 18 or more tackles _____ Will Smith, 18, at Texas (2013)
 Had 20 or more tackles _____ Lawrence Flugence, 23, at #12 Ohio State (2002)

SACKS

Had 2 or more sacks _____ Gary Moore, 2, vs. Iowa State (2015)
 Had 3 or more sacks _____ Brian Duncan, 3, vs. SMU (2010)
 Had 4 or more sacks _____ Brandon Sharpe, 4, at #15 Nebraska (2009)

TACKLES FOR A LOSS

Had 3 or more tackles for a loss _____ Pete Robertson, 3, vs. #5 Baylor (2014)
 Had 4 or more tackles for a loss _____ Will Smith, 4, at Texas (2013)
 Had 5 or more tackles for a loss _____ Dorian Pitts, 5, vs. Oklahoma State (2000)

QUARTERBACK HURRIES

Had 2 or more quarterback hurries _____ D'Vonta Hinton, 2, at West Virginia (2015)
 Had 3 or more quarterback hurries _____ Rajon Henley (4) & Brandon Sharpe (4), vs. Michigan State (2009)
 Had 4 or more quarterback hurries _____ Rajon Henley (4) & Brandon Sharpe (4), vs. Michigan State (2009)
 Had 5 or more quarterback hurries _____ Aaron Hunt, 5, vs. Missouri (2002)

PASS BREAKUPS

Had 4 or more pass breakups _____ Justis Nelson, 5, at #10 TCU (2014)
 Had 5 or more pass breakups _____ Justis Nelson, 5, at #10 TCU (2014)
 Had 6 or more pass breakups _____ Joselio Hanson, 8, vs. Oklahoma State (2002)
 Had 7 or more pass breakups _____ Joselio Hanson, 8, vs. Oklahoma State (2002)
 Had 8 or more pass breakups _____ Joselio Hanson, 8, vs. Oklahoma State (2002)

FORCED FUMBLES

Had 2 or more forced fumbles _____ D.J. Johnson, 2, vs. #20 Baylor (2011)

FUMBLE RECOVERIES

Had 2 or more fumble recoveries _____ Sylvester Brinkley, 2, vs. Kansas State (2005)

SAFETY

Recorded a safety (individual tackle) _____ Colby Whitlock (tackled RB), vs. #1 Texas (2008)

MISCELLANEOUS

Returned an INT for a touchdown _____ Jah'Shawn Johnson, 27 yards, at Kansas (2015)
 Returned a fumble for a touchdown _____ Branden Jackson (0 yds), vs. Texas (2014)

SPECIAL TEAMS (INDIVIDUAL)

PUNT RETURN

Had 100 or more punt return yards _____ Eric Morris, 105, at Nevada (2008)
 Had 125 or more punt return yards _____ Danny Amendola, 133, vs. Southeastern Louisiana (2006)
 Had 150 or more punt return yards _____ Wes Welker, 166, at #23 Texas A&M (2002)
 Had a punt return for a touchdown _____ Eric Morris (86 yds), at Nevada (2008)
 Blocked a punt _____ Kerry Hyder, vs. #12 Oklahoma State (2013)
 Returned a blocked punt for a touchdown _____ Brandon Douglas (2 yds), vs. Indiana State (2005)

KICKOFF RETURN

Had 175 or more kick return yards _____ Ben McRoy, 203, vs. Nevada (2011)
 Had 200 or more kick return yards _____ Ben McRoy, 203, vs. Nevada (2011)
 Had a kick return for a touchdown _____ Jakeem Grant (100 yds), vs. #12 Oklahoma State (2015)
 Returned an opening kickoff for a TD _____ Lawrence Williams (95 yds), vs. New Mexico (1973)
 Returned a kickoff for a TD in season opener _____ Jakeem Grant (94 yds), vs. Sam Houston State (2015)

PUNTING

Made 9 or more punts _____ Ryan Erxleben, 9, vs. Iowa State (2011)
 Averaged 50 or more yards (min. 5 att.) _____ Taylor Symmank, 50.1 (8 att.), vs. #22 LSU (2015)
 Had 4 or more 50-yard punts _____ Ryan Erxleben, 4, at Missouri (2011)
 Had a 60-yard punt or longer _____ Michael Barden, 62, vs. Kansas State (2015)
 Had a 70-yard punt or longer _____ Robert King, 77, vs. #14 Texas A&M (1993)
 Had 5 or more punts land inside the 20 _____ Ryan Erxleben, 5, vs. Kansas (2009)
 Faked a punt and scored a touchdown _____ P Ryan Erxleben, 51-yd run, at Texas (2013)



THE LAST TIME TEXAS TECH...

FIELD GOALS & PAT

Made a 48-yard field goal or longer	Clayton Hatfield, 51 yds, at Texas (2015)
Made a 49-yard field goal or longer	Clayton Hatfield, 51 yds, at Texas (2015)
Made a 50-yard field goal or longer	Clayton Hatfield, 51 yds, at Texas (2015)
Made a 51-yard field goal or longer	Clayton Hatfield, 51 yds, at Texas (2015)
Made a 52-yard field goal or longer	Donnie Carona, 52 yds, vs. Weber State (2010)
Made a 53-yard field goal or longer	Chris Birkholz, 53 yds, vs. #18 Texas (1998)
Made a 54-yard field goal or longer	Jaret Greaser, 55 yds, vs. Texas (1996)
Made a 55-yard field goal or longer	Jaret Greaser, 55 yds, vs. Texas (1996)
Made a 56-yard field goal or longer	Bill Adams, 57 yds, vs. #6 Texas A&M (1977)
Made a 57-yard field goal or longer	Bill Adams, 57 yds, vs. #6 Texas A&M (1977)

Made 3 or more field goals	Clayton Hatfield, 3-of-4, at Kansas (2015)
Made 4 or more field goals	Ryan Bustin, 4-of-5, at Kansas (2013)

Made a game-winning FG in last minute	Ryan Bustin, 28 yds (0:00), vs. Minnesota (2012)
---------------------------------------	--

Made 100 consecutive PAT attempts	Ryan Bustin, 101, 2012-2013
Made 150 consecutive PAT attempts	Alex Trilica, 233, 2004-2007
Made 200 consecutive PAT attempts	Alex Trilica, 233, 2004-2007

Made 10 consecutive field goals	Scott Segrist, 10, 1988
---------------------------------	-------------------------

Blocked a PAT attempt	Terrance Bullitt, at Kansas (2011)
Blocked a field goal attempt	Lonzell Gilmore, vs. Stephen F. Austin (2016)
Returned a blocked FG for a TD	Aaron Hunt... Lawrence Flugence, 79 yds, vs. Oklahoma State (2000)

MISCELLANEOUS

Recovered an on-sides kick	Brad Pearson, at UTEP (2014)
----------------------------	------------------------------

MISCELLANEOUS (INDIVIDUAL)

Game-winning TD with less than a minute	Seth Doege-to-Eric Ward (0:36), vs. Nevada (2011)
Game-winning TD in overtime	RB Eric Stephens-to-WR Darrin Moore (20T), vs. Kansas (2012)
100 YD Rusher/100 YD Receiver	D. Washington (173 RUSH), J. Grant (105 REC), I. Sadler (108 REC), at Texas (2015)
300 YD PASS/100 YD RUSH/100 YD REC	QB P. Mahomes (372 PASS), D. Washington (173 RUSH), J. Grant (106S REC), I. Sadler (108 REC), at Texas (2015)

OFFENSE (OPPONENT - TEAM)

RUSHING ATTEMPTS

Had 50 or more rushing attempts	53, at Arizona State (2016)
Had 60 or more rushing attempts	68, vs. Arkansas (2014)
Had 70 or more rushing attempts	79, vs. #20 Baylor (2011)

Was held to 25 or fewer rushing attempts	25, at #1 Oklahoma (2011)
Was held to 24 or fewer rushing attempts	23, at Texas A&M (2008)
Was held to 23 or fewer rushing attempts	23, at Texas A&M (2008)
Was held to 22 or fewer rushing attempts	22, vs. Eastern Washington (2008)

RUSHING TOUCHDOWNS

Had 4 or more rushing touchdowns	7, at Arizona State (2016)
Had 5 or more rushing touchdowns	7, at Arizona State (2016)
Had 6 or more rushing touchdowns	7, at Arizona State (2016)
Had 7 or more rushing touchdowns	7, at Arizona State (2016)
Had 8 or more rushing touchdowns	8, at Missouri (2003)

Was held without a rushing TD in back-to-back games	vs. Northwestern State/at Texas State (2012)
Was held without a rushing TD in 3 consecutive games	4 games (2000)

PASSING ATTEMPTS

Had 55 or more passing attempts	55, vs. Stephen F. Austin (2016)
Had 60 or more passing attempts	62, at SMU (2013)

Was held to 30 or fewer passing attempts	22, vs. #22 LSU (2015)
Was held to 25 or fewer passing attempts	22, vs. #22 LSU (2015)
Was held to 20 or fewer passing attempts	20, vs. #24 Oklahoma (2014)
Was held to 15 or fewer passing attempts	12, vs. Arkansas (2014)
Was held to 10 or fewer passing attempts	9, at #25 Texas (2011)

PASSING COMPLETIONS

Had 35 or more passing completions	35, at Kansas (2015)
Had 36 or more passing completions	41, at SMU (2013)
Had 37 or more passing completions	41, at SMU (2013)
Had 38 or more passing completions	41, at SMU (2013)
Had 39 or more passing completions	41, at SMU (2013)
Had 40 or more passing completions	41, at SMU (2013)

Was held to 15 or fewer passing completions	13, vs. #22 LSU (2015)
Was held to 10 or fewer passing completions	10, vs. #24 Oklahoma (2014)
Was held to 5 or fewer passing completions	5, at #25 Texas (2011)
Was held to 3 or fewer passing completions	3, vs. Navy (2003)

PASSING TOUCHDOWNS

Had 5 or more passing touchdowns	5, vs. #12 Oklahoma State (2015)
Had 6 or more passing touchdowns	7, at #10 TCU (2014)
Had 7 or more passing touchdowns	7, at #10 TCU (2014)

Was held without a passing TD in back-to-back games	at UTEP/vs. Arkansas (2014)
Was held without a passing TD in 3 consecutive games	3 games (2006)

DEFENSE (OPPONENT - TEAM)

TACKLES FOR A LOSS

Recorded 10 or more tackles for a loss	10.0, vs. #22 LSU (2015)
Recorded 11 or more tackles for a loss	11.0, at Texas (2015)
Recorded 12 or more tackles for a loss	14, at Texas (2013)
Recorded 13 or more tackles for a loss	14, at Texas (2013)
Recorded 14 or more tackles for a loss	14, at Texas (2013)
Recorded 15 or more tackles for a loss	18.0, at Texas A&M (2000)

Was held without a tackle for a loss	0.0, vs. UMass (2008)
--------------------------------------	-----------------------

DEFENSIVE SACKS

Had 3 or more sacks	6, vs. #22 LSU (2015)
Had 4 or more sacks	6, vs. #22 LSU (2015)
Had 5 or more sacks	6, vs. #22 LSU (2015)
Had 6 or more sacks	6, vs. #22 LSU (2015)
Had 7 or more sacks	9, at Texas (2013)
Had 8 or more sacks	9, at Texas (2013)
Had 9 or more sacks	9, at Texas (2013)

Was held without a sack in back-to-back games	vs. #5 Baylor & Iowa State (2015)
Was held without a sack in 3 consecutive games or more	3 games, vs. SHSU/vs. UTEP/at Arkansas (2015)
Was held without a sack in 4 consecutive games or more	4 games, vs. ASU/vs. UCA/at UTEP/vs. Arkansas (2013-14)

QUARTERBACK HURRIES

Had 5 or more quarterback hurries	5, at Texas (2015)
Had 10 or more quarterback hurries	13, vs. #5 Baylor (2015)
Had 13 or more quarterback hurries	13, vs. #5 Baylor (2015)
Had 14 or more quarterback hurries	14, at #2 Texas (2005)
Had 16 or more quarterback hurries	16, at New Mexico (2004)

Was held without a quarterback hurry in back-to-back games	3 games (2014)
Was held without a quarterback hurry in 3 consecutive games	3 games (2014)

PASS BREAKUPS

Had 10 or more pass breakups	10, vs. Texas (2014)
Had 11 or more pass breakups	11, vs. Arkansas (2014)
Had 12 or more pass breakups	13, vs. #4 Baylor (2013)
Had 13 or more pass breakups	13, vs. #4 Baylor (2013)

Was held without a pass breakup	0, vs. Iowa State (2013)
---------------------------------	--------------------------

DEFENSIVE MISC.

Returned an interception for a touchdown	vs. #12 Oklahoma State (2015)
Returned a fumble for a touchdown	vs. Kansas (2009)
Recorded a safety	at Arizona State (2016)



THE LAST TIME TEXAS TECH...

SPECIAL TEAMS (OPPONENT - TEAM)

PUNT RETURN

Had 100 or more punt return yards _____ 123, at #2 Texas (2005)
 Returned a punt for a touchdown _____ vs. #12 Oklahoma State (2015) - Jalen McCleskey, 67 yards
 Blocked a punt _____ vs. #12 Oklahoma State (2013) - Derek Branson
 Returned a blocked punt for a touchdown _____ at #24 Oklahoma State (2012) - Zack Craig, 30 yds

KICKOFF RETURN

Had 200 or more kick return yards _____ 221, (7 att.), vs. Kansas State (2015)
 Returned a kickoff for a touchdown _____ vs. Kansas State (2015) - Morgan Burns, 93 yards

PUNTING

Did not punt _____ at #25 Texas (2011)

FIELD GOALS & PAT

Blocked a field goal attempt _____ vs. Minnesota (2012) - Brian Boddy, 28-yd FG attempt
 Returned a blocked field goal for a TD _____ vs. #23 Texas A&M (2011) - Dustin Harris... Terrance Frederick - 65 Yds
 Missed a PAT attempt _____ at UTEP (2014)
 Won game on a field goal in the last minute _____ vs. West Virginia (2014)
 Won game on a last-second field goal to end the game _____ vs. West Virginia (2014)

MISCELLANEOUS (OPPONENT - TEAM)

TOTAL PLAYS

Had 90 or more total plays _____ 90, at Arizona State (2016)
 Had 100 or more total plays _____ 103, vs. #3 TCU (2015)

Was held to 65 or fewer total plays _____ 62, vs. #22 LSU (2015)
 Was held to 60 or fewer total plays _____ 56, vs. Kansas State (2013)
 Was held to 50 or fewer total plays _____ 47, vs. New Mexico (2012)
 Was held to 46 or fewer total plays _____ 46, vs. North Texas (2000)

FIRST DOWNS

Had 30 or more first downs _____ 34, at Arizona State (2016)
 Had 35 or more first downs _____ 35, at #15 Oklahoma (2015)
 Had 38 or more first downs _____ 38, vs. #20 Baylor (2011)

Was held to 15 or fewer first downs _____ 15, at Kansas (2013)
 Was held to 10 or fewer first downs _____ 8, vs. New Mexico (2012)
 Was held to 9 or fewer first downs _____ 8, vs. New Mexico (2012)
 Was held to 8 or fewer first downs _____ 8, vs. New Mexico (2012)
 Was held to 7 or fewer first downs _____ 6, vs. Northwestern State (2012)
 Was held to 6 or fewer first downs _____ 6, vs. Northwestern State (2012)

PENALTIES

Had 10 or more penalties _____ 10, vs. #22 LSU (2015)
 Had 15 or more penalties _____ 16, at New Mexico (2010)

Had 3 or fewer penalties _____ 3, vs. Stephen F. Austin (2016)
 Had 2 or fewer penalties _____ 2, vs. Arkansas (2014)
 Had 0 penalties _____ 0, at Colorado (2006)

PENALTY YARDS

Had 100 or more penalty yards _____ 110, vs. #3 TCU (2015)
 Had 125 or more penalty yards _____ 129, at #24 Oklahoma State (2014)

Had 30 or fewer penalty yards _____ 25, vs. Stephen F. Austin (2016)
 Had 20 or fewer penalty yards _____ 15, vs. Arkansas (2014)
 Had 10 or fewer penalty yards _____ 10, vs. #4 West Virginia (2012)
 Had 0 penalty yards _____ 0, at Colorado (2006)

TWO-POINT CONVERSIONS

Scored an offensive two-point conversion _____ vs. #3 TCU (2015), PASS: Nixon-to-Boykin
 Won by going for 2-pt conversion _____ at SMU (1961) - Rhome-to-Gannon with 2:12 left in the game

OFFENSE - BY QUARTER/HALF (OPPONENT - TEAM)

1st Quarter

Was held to 5 or fewer rushing yards _____ -3, vs. Stephen F. Austin (2016)
 Was held to 0 passing yards _____ 0, vs. Kansas State (2013)
 Was held to 20 or fewer total yards _____ 11, vs. Iowa State (2013)
 Had 100 or more rushing yards _____ 143, vs. #22 LSU (2015)
 Had 120 or more passing yards _____ 178, vs. #12 Oklahoma State (2015)
 Had 170 or more total yards _____ 208, vs. #12 Oklahoma State (2015)

2nd Quarter

Was held to 5 or fewer rushing yards _____ -2, vs. Stephen F. Austin (2016)
 Was held to 0 passing yards _____ 0, vs. Arizona State (2013)
 Was held to 20 or fewer total yards _____ 11, at Kansas (2013)
 Had 100 or more rushing yards _____ 112, at #15 Oklahoma (2015)
 Had 150 or more passing yards _____ 152, vs. #3 TCU (2015)
 Had 190 or more total yards _____ 231, at Arizona State (2016)

FIRST HALF

Was held to 5 or fewer rushing yards _____ -5, vs. Stephen F. Austin (2016)
 Was held to 15 or fewer passing yards _____ 14, vs. Arizona State (2013)
 Was held to 60 or fewer total yards _____ 56, vs. Northwestern State (2012)
 Had 200 or more rushing yards _____ 216, at #15 Oklahoma (2015)
 Had 220 or more passing yards _____ 228, at Arizona State (2016)
 Had 300 or more total yards _____ 354, at Arizona State (2016)

3rd Quarter

Was held to 5 or fewer rushing yards _____ -11, vs. Northwestern State (2012)
 Was held to 0 passing yards _____ 0, vs. Kansas State (2015)
 Was held to 20 or fewer total yards _____ 15, vs. Northwestern State (2012)
 Had 100 or more rushing yards _____ 117, vs. #22 LSU (2015)
 Had 200 or more passing yards _____ 234, at #10 TCU (2014)
 Had 300 or more total yards _____ 320, at #10 TCU (2014)

4th Quarter

Was held to 5 or fewer rushing yards _____ 3, vs. Stephen F. Austin (2016)
 Was held to 0 passing yards _____ 0, at #24 Oklahoma State (2014)
 Was held to 20 or fewer total yards _____ 17, vs. New Mexico (2012)
 Had 150 or more rushing yards _____ 192, at Texas (2015)
 Had 120 or more passing yards _____ 122, vs. Kansas State (2015)
 Had 170 or more total yards _____ 195, at Texas (2015)

SECOND HALF

Was held to 45 or fewer rushing yards _____ 42, vs. Iowa State (2013)
 Was held to 15 or fewer passing yards _____ 13, vs. #24 Oklahoma (2014)
 Was held to 90 or fewer total yards _____ 88, vs. Kansas State (2013)
 Had 200 or more rushing yards _____ 214, vs. #22 LSU (2015)
 Had 230 or more passing yards _____ 231, at SMU (2013)
 Had 350 or more total yards _____ 365, vs. #22 LSU (2015)



THE LAST TIME TEXAS TECH...

OFFENSE (OPPONENT - TEAM)

RUSHING

Rushed for 100 or more yards _____ Kalen Ballage, 137, at Arizona State (2016)
 Rushed for 150 or more yards _____ Leonard Fournette, 212, vs. #22 LSU (2015)
 Rushed for 200 or more yards _____ Leonard Fournette, 212, vs. #22 LSU (2015)
 Quarterback rushed for 100 or more yards _____ Trevone Boykin - 101 yards, vs. #24 TCU (2013)

Had 2 100-yard rushers _____ Kalen Ballage (137) & Demario Richard (11), at Arizona State (2016)

Had a run of 50 or more yards _____ Kalen Ballage, 75 yards, at Arizona State (2016)
 Had a run of 60 or more yards _____ Kalen Ballage, 75 yards, at Arizona State (2016)
 Had a run of 70 or more yards _____ Kalen Ballage, 75 yards, at Arizona State (2016)
 Had a run of 80 or more yards _____ Chris Warren, 91 yards, at Texas (2015)
 Had a run of 90 or more yards _____ Chris Warren, 91 yards, at Texas (2015)

Made 30 or more attempts _____ Demario Richard, 30, at Arizona State (2016)
 Made 40 or more attempts _____ Terrance Ganaway, 42, vs. #20 Baylor (2011)

Rushed for 3 or more touchdowns _____ Kalen Ballage, 7, at Arizona State (2016)
 Rushed for 4 or more touchdowns _____ Kalen Ballage, 7, at Arizona State (2016)
 Rushed for 5 or more touchdowns _____ Kalen Ballage, 7, at Arizona State (2016)
 Rushed for 6 or more touchdowns _____ Kalen Ballage, 7, at Arizona State (2016)
 Rushed for 7 or more touchdowns _____ Kalen Ballage, 7, at Arizona State (2016)
 Had 2 players rush for 2 touchdowns _____ Samaje Perine (4) & Joe Mixon (2), at #15 Oklahoma (2015)

Had 2 fumbles or more (QB/RB) _____ RB Joseph Randle, 2 (lost 2), vs. #2 Oklahoma State (2011)
 Had 2 fumbles or more (WR) _____ WR Marcus Johnson, 2 (lost 2), at Texas (2013)

PASSING

Had 55 or more passing attempts _____ Garrett Gilbert, 62, at SMU (2013)
 Had 60 or more passing attempts _____ Garrett Gilbert, 62, at SMU (2013)

Had 30 or more completions _____ Ryan Willis, 35 at Kansas (2015)
 Had 35 or more completions _____ Ryan Willis, 35, at Kansas (2015)
 Had 40 or more completions _____ Garrett Gilbert, 41, at SMU (2013)

Completed a pass of 50 or more yards _____ J.W. Walsh, 73 yards, vs. #12 Oklahoma State (2015)
 Completed a pass of 60 or more yards _____ J.W. Walsh, 73 yards, vs. #12 Oklahoma State (2015)
 Completed a pass of 70 or more yards _____ J.W. Walsh, 73 yards, vs. #12 Oklahoma State (2015)
 Completed a pass of 80 or more yards _____ Seth Russell, 87, vs. #5 Baylor (2015)
 Completed a pass of 90 or more yards _____ Trevone Boykin, 92, at #10 TCU (2014)

Passed for 350 or more yards _____ Manny Wilkins, 351, at Arizona State (2016)
 Passed for 400 or more yards _____ Trevone Boykin, 509, vs. #3 TCU (2015)
 Passed for 500 or more yards _____ Trevone Boykin, 509, vs. #3 TCU (2015)

Non-QB threw for a touchdown pass _____ Austin Hays (WR), vs. #12 Oklahoma State (2015) - 19yds to Blake Jarwin

Passed for 4 or more touchdowns _____ Seth Russell, 4, vs. #5 Baylor (2015)
 Passed for 5 or more touchdowns _____ Trevone Boykin, 7, at #10 TCU (2014)
 Passed for 6 or more touchdowns _____ Trevone Boykin, 7, at #10 TCU (2014)
 Passed for 6 or more touchdowns _____ Trevone Boykin, 7, at #10 TCU (2014)
 Passed for 7 or more touchdowns _____ Trevone Boykin, 7, at #10 TCU (2014)

Threw 3 or more interceptions _____ Steele Jantz, 3, at Iowa State (2012)
 Threw 4 or more interceptions _____ B.L. Mitchell, 5, vs. SMU (2008)
 Threw 5 or more interceptions _____ B.L. Mitchell, 5, vs. SMU (2008)

RECEIVING

Caught 10 or more passes _____ Josh Doctson (18), vs. #3 TCU (2015)
 Caught 11 or more passes _____ Josh Doctson (18), vs. #3 TCU (2015)
 Caught 12 or more passes _____ Josh Doctson (18), vs. #3 TCU (2015)
 Caught 13 or more passes _____ Josh Doctson (18), vs. #3 TCU (2015)
 Caught 18 or more passes _____ Josh Doctson (18), vs. #3 TCU (2015)

Had 100 or more receiving yards _____ Kyle Klein (131), vs. Kansas State (2015)
 Had 150 or more receiving yards _____ James Washington (200), vs. #12 Oklahoma State (2015)
 Had 175 or more receiving yards _____ James Washington (200), vs. #12 Oklahoma State (2015)
 Had 200 or more receiving yards _____ James Washington (200), vs. #12 Oklahoma State (2015)

Had a reception of 50 or more yards _____ James Washington, 73, vs. #12 Oklahoma State (2015)
 Had a reception of 60 or more yards _____ James Washington, 73, vs. #12 Oklahoma State (2015)
 Had a reception of 70 or more yards _____ James Washington, 73, vs. #12 Oklahoma State (2015)
 Had a reception of 80 or more yards _____ Jay Lee, 87, vs. #5 Baylor (2015)
 Had a reception of 90 or more yards _____ Deante' Gray, 92, at #10 TCU (2014)

Had 2 or more 100-yard receivers _____ 2, Jay Lee (120) & Corey Coleman (110), vs. #5 Baylor (2015)
 Had 3 or more 100-yard receivers _____ 3, Gilbert (156), J. Brown (136), Grant (133), vs. Houston (1991)

Had 3 or more receiving touchdowns _____ Corey Coleman, 3, vs. #5 Baylor (2015)
 Had 4 or more receiving touchdowns _____ Wayne McGarrity, 4, vs. #18 Texas (1998)

ALL-PURPOSE

Scored 4 or more touchdowns _____ Kalen Ballage, 8, at Arizona State (2016)
 Scored 8 or more touchdowns _____ Kalen Ballage, 8, at Arizona State (2016)
 Had 200 or more all-purpose yards _____ Kalen Ballage, 207, at Arizona State (2016)
 Had 225 or more all-purpose yards _____ Josh Doctson, 267, vs. #3 TCU (2015)

Had 250 or more all-purpose yards _____ Josh Doctson, 267, vs. #3 TCU (2015)

DEFENSE (OPPONENT - TEAM)

INTERCEPTIONS

Had 2 or more interceptions _____ De'Chavon Hayes, 2, at Arizona State (2016)
 Had 3 or more interceptions _____ Joel Schwenzfeizer, 3, vs. North Dakota (2009)

TACKLES

Had 15 or more tackles _____ Ben Heeney 21, vs. Kansas (2014)
 Had 16 or more tackles _____ Ben Heeney 21, vs. Kansas (2014)
 Had 17 or more tackles _____ Ben Heeney 21, vs. Kansas (2014)
 Had 18 or more tackles _____ Ben Heeney 21, vs. Kansas (2014)
 Had 19 or more tackles _____ Ben Heeney 21, vs. Kansas (2014)
 Had 20 or more tackles _____ Ben Heeney 21, vs. Kansas (2014)

SACKS

Had 2 or more sacks _____ Kendell Beckwith, 2.5, vs. #22 LSU (2015)
 Had 3 or more sacks _____ Jackson Jeffcoat, 3, at Texas (2013)

TACKLES FOR A LOSS

Had 4 or more tackles for a loss _____ Kendell Beckwith, 4, vs. #22 LSU (2015)
 Had 5 or more tackles for a loss _____ Ty Warren, 5, vs. Texas A&M (2001)

QUARTERBACK HURRIES

Had 4 or more quarterback hurries _____ Jamal Palmer, 4, vs. #5 Baylor (2015)

PASS BREAKUPS

Had 4 or more pass breakups _____ Duke Thomas, 4, vs. Texas (2014)

FORCED FUMBLES

Had 2 or more forced fumbles _____ Jimmy Bean, 2, at #24 Oklahoma State (2014)

FUMBLE RECOVERIES

Had 2 or more fumble recoveries _____ Efreem Oliphant, 2, vs. Houston (2010)

SAFETY

Recorded a safety (individual tackle) _____ Jimmy Wilkerson (tackled QB), at #4 Oklahoma (2002)

MISCELLANEOUS

Returned an INT for a touchdown _____ Ramon Richards, 59 yards, vs. #12 Oklahoma State (2015)
 Returned a fumble for a touchdown _____ Max Onyegbule (3 yds), vs. Kansas (2009)



THE LAST TIME TEXAS TECH...

SPECIAL TEAMS (OPPONENT - TEAM)

PUNT RETURN

Had 65 or more punt return yards _____ Jalen McCleskey, 67 yards, vs. #12 Oklahoma State (2015)
 Had a punt return for a touchdown _____ Jalen McCleskey, 67 yards, vs. #12 Oklahoma State (2015)
 Blocked a punt _____ Derek Branson, vs. #12 Oklahoma State (2013)
 Returned a blocked punt for a touchdown _____ Zack Craig (30 yds), at #24 Oklahoma State (2012)
 Blocked a punt for a safety _____ Team Block, vs. Clemson (2002)

KICKOFF RETURN

Had 175 or more kick return yards _____ Morgan Burns, 221, vs. Kansas State (2015)
 Had 200 or more kick return yards _____ Morgan Burns, 221, vs. Kansas State (2015)
 Had a kick return for a touchdown _____ Morgan Burns, 93 yards, vs. Kansas State (2015)

PUNTING

Made 9 or more punts _____ Kirby Van Der Kamp, 11, vs. Iowa State (2013)
 Averaged 50 or more yards (min. 5 att.) _____ Matt Spencer, 51.6 (5 att.), vs. Central Arkansas (2014)
 Had 5 or more 50-yard punts _____ Matt Graber, 5, vs. #14 Missouri (2010)
 Had a 60-yard punt or longer _____ Caleb Lewallen, 63, vs. Stephen F. Austin (2016)
 Had a 70-yard punt or longer _____ Tress Way 71, vs. #14 Oklahoma (2012)
 Had 5 or more punts land inside the 20 _____ David Lonie, 5, vs. #4 California (2004)

FIELD GOALS & PAT

Made a 50-yard field goal or longer _____ Josh Lambert, 55 yds, vs. West Virginia (2014)
 Made a 51-yard field goal or longer _____ Josh Lambert, 55 yds, vs. West Virginia (2014)
 Made a 52-yard field goal or longer _____ Josh Lambert, 55 yds, vs. West Virginia (2014)
 Made a 53-yard field goal or longer _____ Josh Lambert, 55 yds, vs. West Virginia (2014)
 Made a 54-yard field goal or longer _____ Josh Lambert, 55 yds, vs. West Virginia (2014)
 Made a 55-yard field goal or longer _____ Josh Lambert, 55 yds, vs. West Virginia (2014)
 Made a 56-yard field goal or longer _____ Matt Szymanski, 61 yds, vs. SMU (2010)
 Made a 57-yard field goal or longer _____ Matt Szymanski, 61 yds, vs. SMU (2010)
 Made a 58-yard field goal or longer _____ Matt Szymanski, 61 yds, vs. SMU (2010)
 Made a 59-yard field goal or longer _____ Matt Szymanski, 61 yds, vs. SMU (2010)
 Made a 60-yard field goal or longer _____ Matt Szymanski, 61 yds, vs. SMU (2010)
 Made a 61-yard field goal or longer _____ Matt Szymanski, 61 yds, vs. SMU (2010)

Made 3 or more field goals _____ Jaden Oberkrom, 4-of-4, at #10 TCU (2014)
 Made 4 or more field goals _____ Jaden Oberkrom, 4-of-4, at #10 TCU (2014)
 Made 5 or more field goals _____ Jaden Oberkrom, 6-of-6, at #21 TCU (2012)
 Made 6 or more field goals _____ Jaden Oberkrom, 6-of-6, at #21 TCU (2012)

Made a game-winning FG in last minute _____ Josh Lambert, 55 yds (0:00), vs. West Virginia (2014)
 Made a game-winning FG as time expired _____ Josh Lambert, 55 yds (0:00), vs. West Virginia (2014)

Blocked a field goal attempt _____ Brian Boddy, 28-yard FG attempt, vs. Minnesota (2012)
 Returned a blocked FG for a TD _____ Dustin Harris... Terrance Frederick, 65 yds, vs. #23 Texas A&M (2011)

MISCELLANEOUS (OPPONENT - TEAM)

Game-winning TD with less than a minute _____ Trevone Boykin 4-yd pass to Aaron Green (0:23), vs. #3 TCU (2015)
 Game-winning TD in overtime _____ Glasco Martin 4-yd run, vs. Baylor (2012)
 Game-winning field goal in overtime _____ Johnny Beck 37-yd field goal, vs. Kansas (2001)



GAME 3: LOUISIANA TECH

ALPHABETICAL ROSTER

NO	NAME	POS
70	Zach Adams	OL
58	Madison Akamnonu	OL
38	Kisean Allen	DB
42	Matthew Anunda	LB
19	Zach Austin	WR
28	Paul Banks III	DB
49	Michael Barden	PK
12	Zach Barnes	DL
13	Cameron Batson	WR
36	Erik Baughman	PK
17	De'Quan Bowman	WR
20	Jordyn Brooks	LB
65	Baylen Brown	OL
8	Tony Brown	WR
79	Travis Bruffy	OL
14	Dylan Cantrell	WR
68	Grant Caravelli	OL
25	Douglas Coleman	DB
80	Michael Coley	WR
74	Cole Collier	OL
20	Keke Coutee	WR
48	Jake Daugherty	PK
21	Corey Dauphine	RB
83	Ethan Davidson	WR
2	Reginald Davis III	WR
7	Jett Duffey	QB
77	Conner Dyer	OL
47	Cade Erwin	DB
4	Breiden Fehoko	DL
27	Demarcus Felton	RB
23	DaMarcus Fields	DB
18	Colt Garrett	QB
66	John Gerold	OL
9	Jonathan Giles	WR
94	Lonzell Gilmore	DL
96	Clayton Hatfield	PK
53	Kyle Heffron	DS
47	Braden Hucks	WR
56	Luke Heitshusen	OL
50	Clarence Hdneron	DL
24	Payton Hendrix	DB
50	Jacob Herbig	DS
46	RJ Hester	DB
88	Ja'Deion High	WR
90	Kaleb Hill	DL
13	Kolin Hill	DL
34	D'Vonta Hinton	LB
53	Eli Howard	DL
93	Ivory Jackson	DL
41	Malik Jenkins	LB
7	Jah'Shawn Johnson	DB
8	Jamile Johnson	LB
39	Adaryan Jones	DB
92	Noah Jones	DL
40	Connor Killian	DS
87	Kash Knutson	WR
6	Devin Lauderdale	WR
11	Jacarthy Mack	DL
2	Tevin Madison	DB

NUMERICAL ROSTER

NO	PLAYER	POS	HT	WT	YR-EX	HOMETOWN/HIGH SCHOOL/LAST SCHOOL
1	Quan Shorts	WR	6-2	195	Fr-RS	Humble, Texas/Atascocita
2	Reginald Davis III	WR	6-0	185	Sr-3L	Tenaha, Texas/Tenaha
2	Tevin Madison	DB	5-10	175	Jr-2L	Fayette, Ala./Fayette
3	D.J. Polite-Bray	DB	6-0	195	Jr-2L	Lithonia, Ga./Martin Luther King
4	Breiden Fehoko	DL	6-3	295	So-1L	Honolulu, Hawaii/Farrington
4	Justin Stockton	RB	5-10	200	Jr-2L	Cibolo, Texas/Steele
5	Patrick Mahomes II	QB	6-3	230	Jr-2L	Whitehouse, Texas/Whitehouse
5	Gary Moore	DL	6-5	240	Jr-2L	Clarksville, Texas/Clarksville
6	Devin Lauderdale	WR	5-10	176	Sr-2L	Houston, Texas/Bellaire/Navarro College
6	Kris Williams	DL	6-1	240	Sr-2L	Dallas, Texas/Bryan Adams
7	Jett Duffey	QB	6-1	200	Fr-HS	Mansfield, Texas/Lake Ridge
7	Jah'Shawn Johnson	DB	5-10	180	So-1L	Ennis, Texas/Ennis
8	Tony Brown	WR	6-1	195	So-1L	La Mirada, Calif./La Mirada
8	Jamile Johnson	LB	6-0	220	Fr-RS	Dallas, Texas/South Oak Cliff
9	Jonathan Giles	WR	5-11	185	So-1L	Missouri City, Texas/Fort Bend Elkins
9	Ondre Pipkins	DL	6-3	325	Sr-TR	Kansas City, Mo./Park Hill/Michigan
10	Johnathan Picone	LB	6-1	220	Fr-HS	Covington, La./Mandeville
10	Payne Sullins	QB	6-2	180	So-1L	Gatesville, Texas/Reicher
11	Jacarthy Mack	DL	6-2	195	Jr-2L	Lithonia, Ga./Martin Luther King
11	Derrick Willies	WR	6-3	215	Jr-TR	San Bernardino, Calif./Trinity Valley C.C./Iowa
12	Zach Barnes	DL	6-3	240	Jr-2L	Loganville, Ga./Grayson
12	Ian Sadler	WR	5-11	195	Jr-2L	Argyle, Texas/Argyle
13	Cameron Batson	WR	5-9	175	Jr-2L	Oklahoma City, Okla./Millwood
13	Kolin Hill	DL	6-2	250	So-RS	Schertz, Texas/Samuel Clemens/Notre Dame
14	Dylan Cantrell	WR	6-3	210	Jr-2L	Whitehouse, Texas/Whitehouse
15	Donta Thompson	WR	6-4	215	Fr-RS	Ennis, Texas/Ennis
15	Keenon Ward	DB	5-9	200	Sr-3L	Snyder, Texas/Snyder
16	Nic Shimonek	QB	6-3	220	Jr-1L	Corsicana, Texas/Mildred/Iowa
17	De'Quan Bowman	WR	5-11	180	Jr-TR	Millville, N.J./Millville/Hutchinson C.C.
17	Thierry Nguema	DB	5-10	175	Sr-3L	Corona, Calif./Santiago
18	Colt Garrett	QB	6-1	180	Fr-HS	Lubbock, Texas/Roosevelt
18	Christian Taylor	LB	6-2	210	Fr-RS	Houston, Texas/Jersey Village
19	Zach Austin	WR	5-11	195	Jr-1L	Austin, Texas/Lake Travis
19	Willie Sykes	DB	6-0	180	So-TR	Houston, Texas/Spring/Arkansas
20	Jordyn Brooks	LB	6-1	235	Fr-HS	Houston, Texas/Stratford High School
20	Keke Coutee	WR	5-11	175	So-1L	Lufkin, Texas/Lufkin
21	Corey Dauphine	RB	6-0	195	Fr-RS	Port Arthur, Texas/Memorial
22	Desmon Smith	DB	6-2	190	Fr-HS	Odessa, Texas/Permian
22	Antoine Wesley	WR	6-5	175	Fr-HS	Cibolo, Texas/Steele
23	Quinton White, Jr.	RB	5-7	215	Sr-3L	College Station, Texas/A&M Consolidated
24	Payton Hendrix	DB	6-2	210	So-1L	Dallas, Texas/Bishop Dunne
25	Douglas Coleman	DB	6-1	175	Fr-HS	Zachary, La./Zachary
25	Da'Leon Ward	RB	5-10	180	Fr-HS	Dallas, Texas/Skyline
26	Kevin Moore	DB	6-1	195	Fr-HS	Lafayette, La./Acadiana
27	Demarcus Felton	RB	5-7	190	So-1L	Houston, Texas/Dekaney
28	Paul Banks III	DB	6-2	185	Sr-1L	Houston, Texas/Kashmere/Navarro
29	Mason Reed	FB	6-2	215	Jr-SQ	Cisco, Texas/Cisco
30	Matthew Rubal	DB	6-2	185	Jr-TR	Missouri City, Texas/Ridge Point/Mississippi College
30	Caleb Woodward	RB	6-0	210	Jr-1L	Leander, Texas/Leander
31	Justis Nelson	DB	6-2	180	Sr-3L	Mesquite, Texas/Dallas Christian
32	Justus Parker	DB	6-0	185	So-TR	La Vernia, Texas/La Vernia/Texas Lutheran
33	Brayden Stringer	LB	6-2	205	Fr-HS	Cypress, Texas/Cypress Ranch
34	D'Vonta Hinton	LB	5-9	225	So-1L	Texas City, Texas/Texas City
34	Hunter Rittmann	WR	6-0	175	So-SQ	San Antonio, Texas/Johnson
35	Tyler Scalzi	FB	6-4	238	Sr-3L	Flower Mound, Texas/Flower Mound
36	Erik Baughman	PK	6-0	175	Fr-HS	League City, Texas/Clear Creek
37	Luke Stice	LB	6-0	230	Sr-TR	Midland, Texas/Lee/Houston
38	Kisean Allen	DB	5-11	170	So-1L	Mesquite, Texas/Poteet
39	Adaryan Jones	DB	6-0	170	So-RS	Southlake, Texas/Southlake Carroll/New Mexico State
39	Kahlee Woods	LB	6-1	225	Jr-2L	Sherman, Texas/Sherman
40	Connor Killian	DS	6-2	235	Fr-HS	Keller, Texas/Keller
41	Malik Jenkins	LB	6-1	225	Sr-3L	Ennis, Texas/Ennis
42	Matthew Anunda	LB	5-9	190	Fr-HS	Arlington, Texas/Arlington
45	IV Seacat	DS	5-8	193	Fr-HS	Southlake, Texas/Carroll
46	RJ Hester	DB	5-9	185	Jr-SQ	Arlington, Texas/ Mansfield Summit/East Texas Baptist
47	Cade Erwin	DB	5-11	185	So-TR	Flower Mound, Texas/Marcus/Air Force
47	Braden Hucks	WR	5-10	175	Fr-RS	San Angelo, Texas/Central
48	Jake Daugherty	PK	6-0	175	Fr-RS	Fort Myers, Fla./Fort Myers
49	Michael Barden	PK	5-10	175	So-1L	Austin, Texas/Westlake
50	Clarence Henderson	DL	6-2	230	Fr-HS	Dallas, Texas/Skyline



NUMERICAL ROSTER

50	Jacob Herbig	DS	6-0	180	Fr-RS	Denton, Texas/Guyer
51	Tony Morales	OL	6-3	295	Sr-1L	Arlington, Texas/Sam Houston
53	Kyle Heffron	DS	5-11	225	Jr-SQ	San Antonio, Texas/Ronald Reagan
53	Eli Howard	DL	6-3	250	Fr-TR	San Angelo, Texas/Central/North Texas
54	Coltin Nied	LB	6-1	220	Fr-RS	Southlake, Texas/Carroll
56	Luke Heitshusen	OL	6-3	255	So-1L	Allen, Texas/Allen
58	Madison Akamnonu	OL	6-5	310	Fr-RS	Arlington, Texas/Bowie
64	Ethan Smith	OL	6-6	275	So-1L	Humble, Texas/Atascocita
65	Baylen Brown	OL	6-5	305	Sr-3L	San Antonio, Texas/O'Connor
66	John Gerold	OL	6-3	270	Fr-TR	Houston, Texas/Cy-Fair/Colorado School of the Mines
68	Grant Caravelli	OL	6-3	290	Fr-RS	Wolfforth, Texas/Frenship
69	Cody Wheeler	OL	6-4	310	Fr-RS	Allen, Texas/Allen
70	Zach Adams	OL	6-6	315	Fr-HS	Fredericksburg, Va./Riverbend
71	Bailey Smith	OL	6-5	300	Fr-HS	Wylie, Texas/Lovejoy
72	Jack Reichel	OL	6-5	290	So-TR	Sacramento, Calif./West Campus/American River College
73	Justin Murphy	OL	6-6	310	So-1L	Belton, Texas/Belton
74	Cole Collier	OL	6-1	300	So-1L	Prosper, Texas/Prosper
75	Giovanni Pancotti	OL	6-5	280	Fr-HS	Houston, Texas/Bellaire Episcopal
76	Paul Stawarz	OL	6-5	295	So-RS	Glen Ellyn, Ill./Minooka/College of DuPage
77	Conner Dyer	OL	6-4	295	Fr-RS	Mesquite, Texas/Horn
78	Terence Steele	OL	6-6	300	Fr-RS	Cibola, Texas/Steele
79	Travis Bruffy	OL	6-6	270	Fr-HS	Missouri City, Texas/Ridge Point
80	Michael Coley	WR	6-2	198	So-1L	Irving, Texas/Irving
83	Ethan Davidson	WR	5-10	180	Fr-HS	Stratford, Texas/Houston
86	T.J. Vasher	WR	6-5	198	Fr-HS	Wichita Falls, Texas/Rider
87	Kash Knutson	WR	5-11	185	So-1L	San Antonio, Texas/Reagan
88	Ja'Deion High	WR	5-11	175	Jr-1L	Hereford, Texas/Hereford
88	Houston Miller	DL	6-4	240	Fr-HS	Keller, Texas/Keller
90	Kaleb Hill	DL	6-1	227	So-TR	Schertz, Texas/Samuel Clemens/Boise State
91	Kirby Vinson	DL	6-2	250	Fr-HS	Lubbock, Texas/Cooper
92	Noah Jones	DL	6-3	250	Fr-HS	Moore, Okla./Southmoore
93	Ivory Jackson	DL	6-3	242	Fr-HS	Amarillo, Texas/Amarillo
94	Lonzell Gilmore	DL	6-3	250	Fr-RS	Spring, Texas/Spring
95	Talor Nunez	DL	6-4	255	Jr-2L	Midland, Texas/Lee
96	Clayton Hatfield	PK	5-10	170	So-1L	Boerne, Texas/Champion
96	Broderick Washington	DL	6-3	305	Fr-RS	Longview, Texas/Longview
97	Joseph Wallace	DL	6-1	320	Fr-HS	Dallas, Texas/Skyline
98	Nick McCann	DL	6-2	300	Fr-HS	Texarkana, Ark./Arkansas
99	Mychealon Thomas	DL	6-1	325	Jr-TR	Dallas, Texas/Skyline/Butler C.C.

COACHING STAFF

Head Coach/Quarterbacks
 Defensive Coordinator/Defensive Backs
 Offensive Coordinator/Inside Receivers
 Special Teams Coordinator
 Running Backs
 Offensive Line
 Outside Receivers
 Defensive Line
 Cornerbacks
 Linebackers/Recruiting Coordinator
 Head Strength and Conditioning

Kliff Kingsbury (Fourth Season)
 David Gibbs (Second Season)
 Eric Morris (Fourth Season)
 Joe Robinson (First Season)
 DeShaun Foster (First Season)
 Lee Hays (Fourth Season)
 Emmett Jones (Second Season)
 Kevin Patrick (First Season)
 Karl Scott (First Season)
 Zac Spavital (Second Season)
 Rusty Whitt (First Season)

PRONUNCIATION GUIDE

Madison Akamnonu AH-kuh-MAH-no
 Kisean Allen kee-SHAWN
 Keke Coutee Kee-kee CUE-tee
 Corey Dauphine DAW-pheen
 Breiden Fehoko BRAY-den feh-HOE-koe
 Ja'Deion High JAY-dee-un
 D'Vonta Hinton DAH-von-tay
 Jonathan Giles JY-ulls
 Lonzell Gilmore lon-ZELL
 Jah'Shawn Johnson juh-SHAWN
 Jamile Johnson juh-MILL
 Adaryan Jones A-DARE-ee-un
 Kash Knutson kuh-NUTE-son
 Patrick Mahomes II muh-HOMES
 Thierry Nguema THARE-ee GHEE-muh
 Jack Reichel Rike-ul

Tyler Scalzi SCOWL-zee
 Nic Shimonek Shim-AH-neck
 Quan Shorts Kwan
 Paul Stawarz STAY-wars
 Mychealon Thomas MIKE-lynn
 Donta Thompson DON-tay
 Da'Leon Ward DAY-leon
 Kahlee Woods KAH-lee

COACHES


DeShaun Foster Dah-shawn
 Zac Spavital Spav-a-tal

ALPHABETICAL ROSTER

5	Patrick Mahomes II	QB
98	Nick McCann	DL
88	Houston Miller	DL
5	Gary Moore	DL
26	Kevin Moore	DB
51	Tony Morales	OL
73	Justin Murphy	OL
31	Justis Nelson	DB
17	Thierry Nguema	DB
54	Coltin Nied	LB
95	Talor Nunez	DL
75	Giovanni Pancotti	OL
32	Justus Parker	DB
10	Johnathan Picone	LB
9	Ondre Pipkins	DL
3	D.J. Polite-Bray	DB
29	Mason Reed	FB
72	Jack Reichel	OL
34	Hunter Rittimann	WR
30	Matthew Rubal	DB
12	Ian Sadler	WR
35	Tyler Scalzi	FB
45	IV Seacat	DS
16	Nic Shimonek	QB
1	Quan Shorts	WR
71	Bailey Smith	OL
22	Desmon Smith	DB
64	Ethan Smith	OL
76	Paul Stawarz	OL
78	Terence Steele	OL
37	Luke Stice	LB
4	Justin Stockton	RB
33	Brayden Stringer	LB
10	Payne Sullins	QB
19	Willie Sykes	DB
18	Christian Taylor	LB
99	Mychealon Thomas	DL
15	Donta Thompson	WR
86	T.J. Vasher	WR
91	Kirby Vinson	DL
97	Joseph Wallace	DL
25	Da'Leon Ward	RB
15	Keenon Ward	DB
96	Broderick Washington	DL
22	Antoine Wesley	WR
69	Cody Wheeler	OL
23	Quinton White, Jr.	RB
6	Kris Williams	DL
11	Derrick Willies	WR
39	Kahlee Woods	LB
30	Caleb Woodward	RB



TEXAS TECH ATHLETICS COMMUNICATIONS



MATT DOWDY
Associate Director
806-928-5190



BLAKE ZIMMERMAN
Associate Director
806-685-8209



AUDRA MCMATH
Communications Asst.
Reservations
806-742-2770

TEXAS TECH ATHLETICS COMMUNICATIONS

Room 117 South End Jones AT&T Stadium
Office: (806) 742-2770 • Fax: (806) 742-1970
2526 6th Street • Lubbock, TX 79409
www.TexasTech.com/Media
www.TTUmedia.com (FTP Website)



MEDIA INFORMATION

CREDENTIAL REQUESTS

Please direct all credential requests to the online credential portal located at www.sportssystem.com/texastech. Confirmation of your request will be made upon review by Matt Dowdy. Credentials are limited to members of the working media who are assigned to cover Texas Tech Football. Please note that Texas Tech Athletics does not grant credential requests to freelance photographers.

Credentials must be requested online by 5 p.m. of Wednesday each game week. All requests made game week will be held for pickup until 5 p.m. Friday at the Athletics Communications Office in Room 117 in the South End of Jones AT&T Stadium. Credentials not picked up by 5 p.m. Friday will be available at Media Will Call located at the main entrance to United Supermarkets Arena.

BIG 12 CONFERENCE CALL

In addition to his weekly news conference, Kliff Kingsbury is available on the Big 12 Conference weekly teleconference at 10:50 a.m. on Mondays. Contact Joni Lehmann in the league office for access to the teleconference (469-524-1007).

Order of Coaches

9:50 a.m. — Charlie Strong, Texas
10:00 a.m. — David Beaty, Kansas
10:10 a.m. — Bob Stoops, Oklahoma
10:20 a.m. — Mike Gundy, Oklahoma State
10:30 a.m. — Bill Snyder, Kansas State
10:40 a.m. — Dana Holgorsen, West Virginia
10:50 a.m. — Kliff Kingsbury, Texas Tech
11:00 a.m. — Jim Grobe, Baylor
11:10 a.m. — Matt Campbell, Iowa State
11:20 a.m. — Gary Patterson, TCU

The call will be available live and archived on www.Big12Sports.com. A replay will also be provided for 48 hours, beginning at 4 p.m. CT on Mondays at (866) 243-0021.

WWW.TEXASTECH.COM

This is the official website of Texas Tech Athletics. Texas Tech football releases as well as a wide variety of athletics department information can be found on the web. Weekly game notes, news and statistical information can be found here throughout the football season.

KLIFF KINGSBURY RADIO SHOW

"Red Raider Football with Kliff Kingsbury" will air live each Thursday evening beginning on Sept. 1 on the Texas Tech Sports Network. The show is hosted each week by Chris Level and runs between 6:30-7:30 p.m. The show will tape live from Rudy's BBQ located on Slide Road and South Loop 289.

PHOTO REQUESTS

Please submit your requests to Matt Dowdy or Blake Zimmerman.

VIDEO DOWNLOADS

Broadcast quality video is now available for download on a daily basis. These files are in high-quality, Quick Time format and available at www.ttumediam.com.

Highlights from each individual game and postgame press conferences along with Monday press conferences will be available for on-demand download. Additionally, post practice interviews are being made available for download.

For login information, please contact Matt Dowdy or Blake Zimmerman in the athletics communications office.

MEDIA ACCESS

Texas Tech will host a weekly media luncheon on Monday mornings in the Football Training Facility, which is located on the southeast corner of the stadium. Head coach Kliff Kingsbury and requested players (depending on class schedules) will take part in a news conference that will follow lunch. Lunch will be served each Monday at 11 a.m. with the news conference following at 11:45 a.m.

Weekly Media Access

Sunday - No Availability
Monday - Media Luncheon/Post Practice (Coaches/Players)
Tuesday - Post Practice (Coaches/Players)
Wednesday - No availability
Thursday - No availability
Friday - No availability

Weekly Football Press Conference Dates (Times)

Monday, August 29 (11:45 a.m.)
Monday, September 5 (11:45 a.m.)
Monday, September 12 (11:45 a.m.)
Monday, September 26 (11:45 a.m.)
Monday, October 3 (11:45 a.m.)
Monday, October 10 (11:45 a.m.)
Monday, October 17 (11:45 a.m.)
Monday, October 24 (11:45 a.m.)
Monday, October 31 (11:45 a.m.)
Monday, November 7 (11:45 a.m.)
Monday, November 14 (11:45 a.m.)
Monday, November 21 (11:45 a.m.)
Lunch will be served at 11 a.m.

KINGSBURY AVAILABILITY

Sunday: None
Monday: Big 12 Conference Call; Weekly media luncheon
Tuesday: Following practice by request only
Wednesday: No availability
Thursday: No availability
Friday: No availability
Saturday: Postgame

TEXAS TECH SPORTS NETWORK

The Texas Tech Sports Network from Learfield Sports will carry all the exciting action of Red Raider Football beginning with the season opener with Sam Houston State and all the way through the bowl season. Brian Jensen (play-by-play) and John Harris (color analyst) return to the broadcast booth and will be joined on the sidelines by Chris Level (sidelines).

2016 RED RAIDER FOOTBALL AFFILIATES

CITY	STATION	FREQUENCY
Abilene/Haskell	KVRP-FM	97.1
Alpine	KVLF-AM	1240
Amarillo	KARX-FM	95.7
Andrews	KACT-AM	1360
Andrews	KACT-FM	105.5
Austin	KTXZ-AM	1560
Big Spring	KBST-FM	95.7
Brady	KNEL-FM	95.3
Brownwood	KQBZ-FM	96.9
Dallas	KFXR-AM	1190
Dallas	KWRD-FM	100.7
El Paso	KHEY-AM	1380
Fredericksburg	KNAF-AM	910
Hereford	KPAN-AM	860
Hereford	KPAN-FM	106.3
Hobbs, N.M.	KHOB-AM	1390
Houston	KGOL-AM	1190
Junction	KMBL-AM	1450
Lamesa	KPET-AM	690
Lamesa	KPET-FM	101.5
Lampasas	KACQ-FM	101.9
Lampasas	KCYL-AM	1450
Lubbock	KTTU-FM	97.3
Lubbock	KXTQ-FM	100.7
Lubbock	KJTV-AM	950
Memphis	KLSR-FM	105.3
Midland/Odessa	KCRS-AM	550
Odessa	KCRS-FM	95.5
Perryton	KEYE-AM	1400
Perryton	KEYE-FM	93.7
Plainview	KREW-AM	1400
Roswell, N.M.	KBIM-AM	910
Roswell, N.M.	KBIM-FM	93.7
San Angelo	KDCD-FM	92.9
San Antonio	KZDC-AM	1250
San Antonio	KZDC-FM	94.5
Seminole	KSEM-FM	106.3
Seymour	KSEY-FM	94.3
Seymour	KSEY-AM	1230
Sulphur Springs	KSST-AM	1230
Sweetwater	KSST-AM	1240
Tyler	KTBB-AM	600
Tyler	KYZS-AM	1490

SATELLITE RADIO

Sirius Radio Channel 119
XM Radio Channel 200



RED RAIDER
SPORTS PROPERTIES