

**TEXAS TECH**  
**2016 VOLLEYBALL MEDIA SUPPLEMENT**



**Fearless.**



# TABLE OF CONTENTS

## CREDITS

### EDITOR

Michael Minshew

### EDITORIAL ASSISTANCE

Blake Zimmerman

Jody Roginson

Matt Dowdy

Audra McMath

### PHOTOGRAPHY

Michael Strong

Norvelle Kennedy

Logan Hawk

Texas Tech Office of Communications & Marketing

### ON THE WEB

[www.texas-tech.com](http://www.texas-tech.com)

### SOCIAL MEDIA

@TTUVball

@TechAthletics

### PHYSICAL ADDRESS

2526 6th St.

Lubbock, TX 79409

### SHIPPING ADDRESS

6th & Boston Ave.

Lubbock, TX 79409

### MAILING ADDRESS

Box 43021

Lubbock, TX 79409

## TABLE OF CONTENTS

### MEDIA INFORMATION

2016 Schedule \_\_\_\_\_ 3

Texas Tech Athletics Communications \_\_\_\_\_ 4-5

2016 Roster \_\_\_\_\_ 6

Radio/TV Roster \_\_\_\_\_ 7

Administration \_\_\_\_\_ 8-9

### THE RED RAIDERS

Lauren Douglass \_\_\_\_\_ 12-13

Marguerite Grubb \_\_\_\_\_ 14-15

Courtney Ensich \_\_\_\_\_ 16-17

Audrey Fragniere \_\_\_\_\_ 18-19

Victoria Hinneburg \_\_\_\_\_ 20-21

Ashley Morgan \_\_\_\_\_ 22-23

Alyssa Ybanez \_\_\_\_\_ 24-25

Tita Akiu \_\_\_\_\_ 26-27

Katelyn Bryant \_\_\_\_\_ 28

Kyndal Cowan \_\_\_\_\_ 29

Taylor Haskins \_\_\_\_\_ 30

Katy Keenan \_\_\_\_\_ 31-32

Newcomers \_\_\_\_\_ 33-35

### COACHING STAFF

Tony Graystone \_\_\_\_\_ 38

Morgan Thomas \_\_\_\_\_ 39

Brandy Huskey \_\_\_\_\_ 40

Alyce Peters \_\_\_\_\_ 41

Support Staff \_\_\_\_\_ 42

### 2015 SEASON REVIEW

Results \_\_\_\_\_ 44

Individual Stats \_\_\_\_\_ 45

Big 12 Only Stats \_\_\_\_\_ 46

Miscellaneous Stats \_\_\_\_\_ 47

Team Match-by-Match \_\_\_\_\_ 48-49

Team Highs \_\_\_\_\_ 50

Individual Highs \_\_\_\_\_ 51

### THE RECORD BOOK

All-Time Head Coaches \_\_\_\_\_ 54

Letterwinners \_\_\_\_\_ 55

Year-by-Year Results \_\_\_\_\_ 56-68

Big 12 Series Record \_\_\_\_\_ 69-70

Non-Conference Series Record \_\_\_\_\_ 71-77

Team Records \_\_\_\_\_ 78

Eras of Volleyball \_\_\_\_\_ 78

Career Records \_\_\_\_\_ 79

Single Season Records \_\_\_\_\_ 80

Single-Match Records \_\_\_\_\_ 81-83

All-Time Honors \_\_\_\_\_ 84-85



*Under Armour is the  
official outfitter of Texas  
Tech Athletics*



DAY	DATE		OPPONENT	LOCATION	ARENA	TIME
Fri.	Aug. 26	^	Colorado	Portland, Ore.	Peter W. Stott Center	8:30 p.m.
Sat.	Aug. 27	^	Long Beach State	Portland, Ore.	Peter W. Stott Center	1:30 p.m.
Sat.	Aug. 27	^	at Portland State	Portland, Ore.	Peter W. Stott Center	9:30 p.m.
Fri.	Sept. 2	+	South Dakota State	Fargo, N.D.	Bentson Bunker Fieldhouse	10 a.m.
Fri.	Sept. 2	+	at North Dakota State	Fargo, N.D.	Bentson Bunker Fieldhouse	7 p.m.
Sat.	Sept. 3		at North Dakota	Grand Forks, N.D.	Betty Engelstad Sioux Center	7 p.m.
<b>MON.</b>	<b>SEPT. 5</b>		<b>UTEP</b>	<b>LUBBOCK, TEXAS</b>	<b>UNITED SUPERMARKETS ARENA</b>	<b>6 P.M.</b>
<b>FRI.</b>	<b>SEPT. 9</b>	<b>#</b>	<b>ABILENE CHRISTIAN</b>	<b>LUBBOCK, TEXAS</b>	<b>UNITED SUPERMARKETS ARENA</b>	<b>NOON</b>
<i>Fri.</i>	<i>Sept. 9</i>	<i>#</i>	<i>Stephen F. Austin vs. Oral Roberts</i>	<i>Lubbock, Texas</i>	<i>United Supermarkets Arena</i>	<i>2 p.m.</i>
<i>Fri.</i>	<i>Sept. 9</i>	<i>#</i>	<i>Abilene Christian vs. Texas-Rio Grande Valley</i>	<i>Lubbock, Texas</i>	<i>United Supermarkets Arena</i>	<i>4 p.m.</i>
<b>FRI.</b>	<b>SEPT. 9</b>	<b>#</b>	<b>STEPHEN F. AUSTIN</b>	<b>LUBBOCK, TEXAS</b>	<b>UNITED SUPERMARKETS ARENA</b>	<b>6 P.M.</b>
<b>SAT.</b>	<b>SEPT. 10</b>	<b>#</b>	<b>TEXAS-RIO GRANDE VALLEY</b>	<b>LUBBOCK, TEXAS</b>	<b>UNITED SUPERMARKETS ARENA</b>	<b>NOON</b>
<i>Sat.</i>	<i>Sept. 10</i>	<i>#</i>	<i>Oral Roberts vs. Abilene Christian</i>	<i>Lubbock, Texas</i>	<i>United Supermarkets Arena</i>	<i>2 p.m.</i>
<i>Sat.</i>	<i>Sept. 10</i>	<i>#</i>	<i>Texas-Rio Grande Valley vs. Stephen F. Austin</i>	<i>Lubbock, Texas</i>	<i>United Supermarkets Arena</i>	<i>4 p.m.</i>
<b>SAT.</b>	<b>SEPT. 10</b>	<b>#</b>	<b>ORAL ROBERTS</b>	<b>LUBBOCK, TEXAS</b>	<b>UNITED SUPERMARKETS ARENA</b>	<b>6 P.M.</b>
Wed.	Sept. 14		Rice	Houston, Texas	Tudor Fieldhouse	7 p.m.
Thurs.	Sept. 15	%	Texas State	San Antonio, Texas	Convocation Center	1 p.m.
Fri.	Sept. 16	%	Wichita State	San Antonio, Texas	Convocation Center	10 a.m.
Fri.	Sept. 16	%	at UTSA	San Antonio, Texas	Convocation Center	6 p.m.
Wed.	Sept. 21	*	at TCU	Fort Worth, Texas	TCU Recreation Center	TBD
<b>SAT.</b>	<b>SEPT. 24</b>	<b>*</b>	<b>WEST VIRGINIA</b>	<b>LUBBOCK, TEXAS</b>	<b>UNITED SUPERMARKETS ARENA</b>	<b>1 P.M.</b>
Wed.	Sept. 28	*	at Baylor	Waco, Texas	Ferrell Center	6 p.m.
<b>WED.</b>	<b>OCT. 5</b>	<b>*</b>	<b>KANSAS STATE</b>	<b>LUBBOCK, TEXAS</b>	<b>UNITED SUPERMARKETS ARENA</b>	<b>6 P.M.</b>
Sat.	Oct. 8	*	at Kansas	Lawrence, Kan.	Horejsi Family Athletics Center	TBD
<b>WED.</b>	<b>OCT. 12</b>	<b>*</b>	<b>OKLAHOMA</b>	<b>LUBBOCK, TEXAS</b>	<b>UNITED SUPERMARKETS ARENA</b>	<b>6 P.M.</b>
Sat.	Oct. 15	*	at Iowa State	Ames, Iowa	Hilton Coliseum	1 p.m.
<b>FRI.</b>	<b>OCT. 21</b>	<b>*</b>	<b>TEXAS</b>	<b>LUBBOCK, TEXAS</b>	<b>UNITED SUPERMARKETS ARENA</b>	<b>6 P.M.</b>
<b>WED.</b>	<b>OCT. 26</b>	<b>*</b>	<b>KANSAS</b>	<b>LUBBOCK, TEXAS</b>	<b>UNITED SUPERMARKETS ARENA</b>	<b>6 P.M.</b>
Sat.	Oct. 29	*	at West Virginia	Morgantown, W. Va.	WVU Coliseum	2:30 p.m.
<b>WED.</b>	<b>NOV. 2</b>	<b>*</b>	<b>BAYLOR</b>	<b>LUBBOCK, TEXAS</b>	<b>UNITED SUPERMARKETS ARENA</b>	<b>7 P.M.</b>
<b>FRI.</b>	<b>NOV. 4</b>	<b>*</b>	<b>IOWA STATE</b>	<b>LUBBOCK, TEXAS</b>	<b>UNITED SUPERMARKETS ARENA</b>	<b>6 P.M.</b>
Sat.	Nov. 12	*	at Oklahoma	Norman, Okla.	McCasland Field House	TBD
Wed.	Nov. 16	*	at Texas	Austin, Texas	Gregory Gym	TBD
<b>SAT.</b>	<b>NOV. 19</b>	<b>*</b>	<b>TCU</b>	<b>LUBBOCK, TEXAS</b>	<b>UNITED SUPERMARKETS ARENA</b>	<b>1 P.M.</b>
Sat.	Nov. 26	*	at Kansas State	Manhattan, Kan.	Ahearn Field House	TBD
Thurs.-Sat.	Dec. 1-3		NCAA First & Second Rounds	Campus Sites		TBD
Fri.-Sat.	Dec. 9-10		NCAA Regionals	Regional Sites		TBD
Thurs.	Dec. 15		NCAA National Semifinals	Columbus, Ohio.	Nationwide Arena	TBD
Sat.	Dec. 17		NCAA National Championship	Columbus, Ohio.	Nationwide Arena	TBD

**TOURNAMENT KEY**

^ Portland State Tournament (Portland, Ore.)

+ North Dakota State Classic (Fargo, N.D.)

# Texas Tech Tournament (Lubbock, Texas)

% UTSA Tournament (San Antonio, Texas)

\* Big 12 Conference Match

- Matches listed in **BOLD** will be played at United Supermarkets Arena

All times are Central Standard Time (CST) and are subject to change.

- Matches in *italics* represent tournament matches played at the USA, but not featuring Texas Tech



# TEXAS TECH ATHLETICS COMMUNICATIONS



**Robert Giovannetti**  
Senior Associate AD



**Matt Dowdy**  
Associate Director



**Blake Zimmerman**  
Associate Director



**Matt Dunaway**  
Associate Director



**Michael Minshew**  
Assistant Director



**Audra McMath**  
Admin. Assistant

## CONTACT INFORMATION

**Robert Giovannetti** (*Kirby Hocutt requests, Dept. Spokesman*)  
Senior Associate Athletics Director  
Office \_\_\_\_\_ (806) 441-3835  
Cell \_\_\_\_\_ (806) 441-2272  
Email \_\_\_\_\_ robert.giovannetti@ttu.edu  
Twitter \_\_\_\_\_ @robertgio

**Matt Dowdy** (*Football, Women's Golf*)  
Associate Director  
Office \_\_\_\_\_ (806) 834-4529  
Cell \_\_\_\_\_ (806) 928-5190  
Email \_\_\_\_\_ matthew.dowdy@ttu.edu  
Twitter \_\_\_\_\_ @Matt\_Dowdy

**Matt Dunaway** (*Men's Basketball, Tennis*)  
Associate Director  
Office \_\_\_\_\_ (806) 834-7980  
Cell \_\_\_\_\_ (727) 215-3857  
Email \_\_\_\_\_ matthew.dunaway@ttu.edu  
Twitter \_\_\_\_\_ N/A

**Blake Zimmerman** (*Football, Men's Golf*)  
Associate Director  
Office \_\_\_\_\_ (806) 834-3835  
Cell \_\_\_\_\_ (806) 685-8209  
Email \_\_\_\_\_ blake.zimmerman@ttu.edu  
Twitter \_\_\_\_\_ @BlakeZ\_TTU

**Michael Minshew** (*Volleyball, XC, Track & Field*)  
Assistant Director  
Office \_\_\_\_\_ (806) 742-2770  
Cell \_\_\_\_\_ (817) 707-0011  
Email \_\_\_\_\_ michael.minshew@ttu.edu  
Twitter \_\_\_\_\_ @mminshew

**TBA** (*Soccer, Softball*)  
Assistant Director  
Office \_\_\_\_\_ TBA  
Cell \_\_\_\_\_ TBA  
Email \_\_\_\_\_ TBA  
Twitter \_\_\_\_\_ TBA

**TBA** (*Baseball, Secondary Football*)  
Assistant Director  
Office \_\_\_\_\_ TBA  
Cell \_\_\_\_\_ TBA  
Email \_\_\_\_\_ TBA  
Twitter \_\_\_\_\_ TBA

**TBA** (*Women's Basketball*)  
Assistant Director  
Office \_\_\_\_\_ TBA  
Cell \_\_\_\_\_ TBA  
Email \_\_\_\_\_ TBA  
Twitter \_\_\_\_\_ TBA

**Audra McMath** (*Office Manager, Hotel Reservations*)  
Communications Assistant  
Office \_\_\_\_\_ (806) 742-2770  
Email \_\_\_\_\_ audra.mcmath@ttu.edu  
Twitter \_\_\_\_\_ N/A

The Texas Tech Athletics Communications office is here to serve the media throughout the 2016 Red Raider volleyball season. Media members in need of assistance can contact Michael Minshew in the Athletics Communications office at (806) 834-8808.

## MEDIA CREDENTIALS

Media members covering the Texas Tech volleyball program at the United Supermarkets Arena during the 2016 season must be issued a working credential from the Texas Tech Athletics Communications office.

- All requests for both media and photo credentials must be made either in writing or via e-mail at least a day in advance to Michael Minshew, Assistant Director for Athletic Communications. (Fax: (806) 742-1970; e-mail: michael.minshew@ttu.edu)
- Requests are honored from sports editors of daily and weekly newspapers, editors of sports periodicals, and sports directors of radio and television stations who broadcast regularly scheduled daily sports reports and talk shows.
- Credentials can be picked up in the Athletics Communications office (south end of Jones AT&T Stadium) or at will call, which is located at the United Supermarkets Arena ticket booth.

## GAMEDAY SERVICES

A complete NCAA box score and pertinent game information will be distributed to members of the working media following the conclusion of the match. Game notes, statistics, and rosters are provided prior to first serve in the Jack Dale Media Room. A pregame meal is also served in the media room approximately 45 minutes prior to first serve.

## PHOTOGRAPHERS

Photographers are permitted to shoot in approved areas at the United Supermarkets Arena. All photographers must be issued a working credential by the Athletics Communications office to gain access to the court level of the facility.

## RADIO BROADCASTS

Media row at the United Spirit Arena is equipped with both ISDN and phone lines for radio crews wanting to broadcast Texas Tech matches. For information on the ISDN and phone lines, please contact Michael Minshew in the Athletics Communications office.

## VIDEO HIGHLIGHTS/NEWS CONFERENCES

Video from news conferences and games will be available to the media via FTP. Broadcast quality video footage (game highlights, post-practice interviews, post-game interviews, etc) are available at [www.ttumedia.com](http://www.ttumedia.com). Please contact the athletics communications office for login instructions.

## LIVE TELEVISION

Television stations are welcome to conduct live interviews from the United Spirit Arena as the facility can easily accommodate network game coverage. Live interviews will be conducted near the home tunnel on the north side of the court. Please notify Michael Minshew at least 24 hours in advance for live television setup.





**GENERAL INFORMATION**

Location ..... Lubbock, Texas  
 Founded ..... 1923  
 Enrollment ..... 35,893  
 Nickname ..... Red Raiders  
 Colors ..... Scarlet and Black  
 Mascot ..... Masket Rider / Raider Red  
 Facility ..... United Supermarkets Arena  
 Affiliation ..... NCAA Division I  
 Conference ..... Big 12  
 Chancellor ..... Robert L. Duncan  
 President ..... Dr. Lawrence Schovanec  
 Athletics Director ..... Kirby Hocutt  
 Sr. Associate AD/SWA ..... Dr. Judi Henry  
 Associate AD / Compliance ..... Jennifer Brashear  
 Faculty Representative ..... Brian Shannon  
 Department Main Number ..... (806) 742-3355

**HISTORY**

Season of Volleyball ..... 41st  
 First Season ..... 1975  
 All-Time Record ..... 816-669-6 (.547)  
 NCAA Championship Appearances ..... 8  
 ..... 1990, 1991, 1992, 1995, 1996, 1998, 2000, 2001

**FACILITY INFORMATION**

Name ..... United Supermarkets Arena  
 Capacity ..... 15,070  
 Opened ..... 1999

**COACHING STAFF**

Head Coach ..... Tony Graystone  
 Alma Mater ..... University of Louisville '96  
 Record at Tech ..... 0-0 (1st Season)  
 Career Record ..... 440-160 (17 Seasons)  
 Twitter ..... @TonyGraystone  
 Best time to reach ..... Contact SID  
 Assistant Coach ..... Morgan Thomas (1st Season)  
 Alma Mater ..... USC-Upstate '12  
 Assistant Coach ..... Brandy Huskey (1st Season)  
 Alma Mater ..... UTSA '13  
 Dir. of Operations ..... Alyce Peters (2nd Season)  
 Alma Mater ..... Texas State '09  
 Office Number ..... (806) 742-7545

**TEAM INFORMATION**

2015 Record ..... 14-16  
 Conference Record ..... 3-13  
 Home Record ..... 7-7  
 Away Record ..... 3-8  
 Neutral Site Record ..... 4-1  
 Postseason ..... None  
 Final Ranking ..... None  
 Letterwinners Returning/Lost ..... 12/4  
 Starters Returning/Lost ..... 4/2+Libero  
 Newcomers ..... 11  
 Top Returning Players ..... Lauren Douglass,  
 ..... Marguerite Grubb, Sarah Redding  
 Top Newcomers ..... Eighthmy Dobbins,  
 ..... Taylor Martinez, Hannah Henriksen

**ATHLETICS COMMUNICATIONS**

Senior Associate AD ..... Robert Giovannetti  
 E-mail ..... robert.giovannetti@ttu.edu  
 Assistant Director (Volleyball) ..... Michael Minshew  
 Office ..... (806) 834-8808  
 Cell ..... (817) 707-0011  
 Fax ..... (806) 742-1970  
 E-mail ..... michael.minshew@ttu.edu  
 Website ..... www.texastech.com  
 Twitter ..... @TTUVball, @TechAthletics  
 Mailing Address ..... 2526 6th St.  
 ..... Lubbock, TX 79409


**WWW.TEXASTECH.COM**

This is the official site of the Texas Tech Athletics Department. Texas Tech Volleyball releases as well as a variety of athletics department information can be found on the web. Texas Tech also offers live video and audio (home matches only) streaming of all Red Raider games.

**FOLLOW THE RED RAIDERS**

Texas Tech fans can follow the Red Raiders all season on Twitter (@TechAthletics, @TTUVball) and Instagram (@TexasTechVolleyball) as well as Facebook and the official website of Texas Tech Athletics, www.TexasTech.com. Texas Tech offers live video streaming of all home games at United Spirit Arena on TexasTech.TV, the official multimedia home of the Red Raiders.

**WEEKLY RELEASE**

Texas Tech's weekly release and stat package, which includes notes and updated statistics, is available each week online at texastech.com.

**PHOTO/VIDEO REQUESTS**

All still photography requests of Texas Tech players and coaches must be e-mailed to Michael Minshew. He can be reached electronically at michael.minshew@ttu.edu. Texas Tech's head shots and video footage throughout the year can also be found at www.ttumedia.com.

**PRACTICES**

All practices are open to the media and the public.

**HEAD COACH TONY GRAYSTONE INTERVIEWS**

Head coach Tony Graystone can be reached best during the morning hours prior to the start of practice. Graystone's office is housed in the north end of the United Spirit Arena (ground level). To setup an interview, please contact Michael Minshew in the Athletics Communications office.

**PLAYER INTERVIEWS**

Players and coaches are available for interviews every day prior to the start of practice. Practice times vary from week to week, so media members wishing to attend should contact Michael Minshew in the Athletics Communications office to get a weekly schedule.

**POSTGAME INTERVIEWS**

Texas Tech players and head coach Tony Graystone will be made available to the media in the United Spirit Arena press conference room following a brief cooling off period. The Texas Tech locker room will remain closed.

**USE OF AUDIO/VIDEO**

Any media entity collecting any sort of "video or audio materials" (film, traditional video or audio, digital video or audio, photos, etc.) from Texas Tech University Athletics game events or press conference/media events may use that material only for traditional television newscasts, Web-based or print coverage, or other electronic transmission as approved by the University in writing, with a limitation of up to three (3) minutes in length from any single event. Such media entity may not offer any live video, audio or other coverage of the event without the advance, written permission of Texas Tech University Athletics.

This policy includes all games, matches and events involving any of Texas Tech's athletic programs. It includes all media events -- press conferences, pre/post-practice interviews and pre/post-game interviews. An exception would be a one-on-one interview arranged through the Texas Tech Athletics Communications office with a Texas Tech, coach, athlete or administrator.

# 2016 ROSTER

## NUMERICAL ROSTER

NO.	NAME	HT.	POS.	CLASS-EX.	HOMETOWN/LAST SCHOOL
1	Victoria Hinneburg	6-4	RS	RSJr-2L	Leipzig, Germany (Sportgymnasium Dresden)
2	Kylie Rittimann	5-10	DS	Fr-HS	San Antonio, Texas (Johnson H.S.)
3	Kyndal Cowan	5-10	SET	So-TR	Midland, Texas (Midland H.S.)
4	Marguerite Grubb	5-11	SET	Sr-3L	Bellaire, Texas (Bellaire H.S.)
5	Lauren Douglass	6-2	MB	RSSr-3L	Flower Mound, Texas (Ole Miss)
6	Sarah Redding	6-3	OH	So-1L	Friendswood, Texas (Friendswood H.S.)
7	Tita Akiu	5-7	LIB	So-1L	Honolulu, Hawaii (Kamehameha Schools)
8	Sophia Canales	5-9	SET	Fr-HS	San Antonio, Texas (Alamo Heights H.S.)
9	Ashley Morgan	5-8	DS	Jr-2L	Plano, Texas (Prestonwood Christian)
10	Eighmy Dobbins	5-10	DS	Fr-HS	Argyle, Texas (Argyle H.S.)
11	Alyssa Ybanez	5-11	OH	Jr-2L	Rancho Cucamonga, Calif. (Rim of the World)
12	Katy Keenan	6-4	MB	So-1L	Argyle, Texas (Argyle H.S.)
13	Audrey Fragniere	5-9	OH	Jr-2L	Neuchatel, Switzerland/Lyce Jean Plaget
14	Ally Standard	6-4	MB	So-TR	San Angelo, Texas (Central H.S.)
15	Courtney Ensich	6-0	RS	Jr-2L	Southlake, Texas (Carroll H.S.)
16	Toni McDougald	5-11	OH	Fr-HS	Centennial, Colo. (Cherry Creek H.S.)
17	Maggie Sagers	5-9	DS	Fr-HS	Plano, Texas (Plano Senior H.S.)
18	Chandler Atwood	6-0	OH	Fr-HS	Allen, Texas (Allen H.S.)
23	Michelle Irvin	6-1	OH	So-HS	Austin, Texas (Westlake H.S.)
24	Taylor Martinez	6-1	MB	Fr-HS	San Antonio, Texas (Winston Churchill H.S.)
26	Katelyn Bryant	5-4	LIB	So-1L	McKinney, Texas (McKinney Boyd H.S.)
27	Taylor Haskins	6-0	OH	So-1L	Kennesaw, Ga. (Harrison H.S.)
33	Hannah Henriksen	6-3	OH	Jr-TR	Bakersfield, Calif. (Frontier H.S.)

## COACHING STAFF

**Head Coach:** Tony Graystone (1st Season)

**Assistant Coach/Recruiting Coordinator:** Morgan Thomas (1st Season)

**Assistant Coach:** Brandy Huskey (1st Season)

**Director of Operations:** Alyce Peters (2nd Season)

## ROSTER BREAKDOWN

### BY POSITION

Setter \_\_\_\_\_ 3  
 \_\_\_\_\_ Canales, Cowan, Grubb  
 Outside Hitter \_\_\_\_\_ 8  
 \_\_\_\_\_ Atwood, Fragniere, Haskins, Henriksen,  
 \_\_\_\_\_ Irvin, McDougald, Redding, Ybanez  
 Opposite/Right Side \_\_\_\_\_ 2  
 \_\_\_\_\_ Ensich, Hinneburg  
 Middle Blocker \_\_\_\_\_ 4  
 \_\_\_\_\_ Douglass, Keenan, Martinez, Standard  
 Defensive Specialist/Libero \_\_\_\_\_ 6  
 \_\_\_\_\_ Akiu, Bryant, Dobbins,  
 \_\_\_\_\_ Morgan, Rittimann, Sagers

### BY CLASSIFICATION

Seniors \_\_\_\_\_ 2  
 \_\_\_\_\_ Douglass, Grubb  
 Juniors \_\_\_\_\_ 6  
 \_\_\_\_\_ Ensich, Fragniere, Henriksen  
 \_\_\_\_\_ Hinneburg, Morgan, Ybanez  
 Sophomores \_\_\_\_\_ 8  
 \_\_\_\_\_ Akiu, Bryant, Cowan, Haskins,  
 \_\_\_\_\_ Irvin, Keenan, Redding, Standard  
 Freshmen \_\_\_\_\_ 7  
 \_\_\_\_\_ Atwood, Canales, Dobbins,  
 \_\_\_\_\_ Martinez, McDougald, Rittimann, Sagers

### BY HOME STATE/COUNTRY

California \_\_\_\_\_ 2  
 \_\_\_\_\_ Henriksen, Ybanez  
 Colorado \_\_\_\_\_ 1  
 \_\_\_\_\_ McDougald  
 Georgia \_\_\_\_\_ 1  
 \_\_\_\_\_ Haskins  
 Germany \_\_\_\_\_ 1  
 \_\_\_\_\_ Hinneburg  
 Hawaii \_\_\_\_\_ 1  
 \_\_\_\_\_ Akiu  
 Switzerland \_\_\_\_\_ 1  
 \_\_\_\_\_ Fragniere  
 Texas \_\_\_\_\_ 16  
 \_\_\_\_\_ Atwood, Bryant, Canales, Cowan,  
 \_\_\_\_\_ Dobbins, Douglass, Ensich, Grubb,  
 \_\_\_\_\_ Irvin, Keenan, Martinez, Morgan,  
 \_\_\_\_\_ Redding, Rittimann, Sagers, Standard

## ALPHABETICAL ROSTER

NO.	NAME	POS.
7	Tita Akiu	LIB
18	Chandler Atwood	OH
26	Katelyn Bryant	LIB
8	Sophia Canales	SET
3	Kyndal Cowan	SET
10	Eighmy Dobbins	DS
5	Lauren Douglass	MB
15	Courtney Ensich	RS
13	Audrey Fragniere	OH
4	Marguerite Grubb	SET
27	Taylor Haskins	OH
33	Hannah Henriksen	OH
1	Victoria Hinneburg	RS
23	Michelle Irvin	OH
12	Katy Keenan	MB
24	Taylor Martinez	MB
16	Toni McDougald	OH
9	Ashley Morgan	DS
6	Sarah Redding	OH
2	Kylie Rittimann	DS
17	Maggie Sagers	DS
14	Ally Standard	MB
11	Alyssa Ybanez	OH

## PRONUNCIATION GUIDE

Tita Akiu Tee-Tah  
 Ah-Q  
 Eighmy Dobbins Amy  
 Courtney Ensich Inch  
 Victoria Hinneburg Hinnen-borg  
 Audrey Fragniere Frog-knee-air



# RADIO/TV ROSTER



1

**Victoria Hinneburg**  
6-4 • RS/MB • JR-2L  
Leipzig, Germany



2

**Kylie Rittmann**  
5-10 • DS • FR-HS  
San Antonio, Texas



3

**Kyndal Cowan**  
5-10 • SET • SO-TR  
Midland, Texas



4

**Marguerite Grubb**  
5-11 • SET • SR-3L  
Bellaire, Texas



5

**Lauren Douglass**  
6-2 • RS • SR-3L  
Flower Mound, Texas



6

**Sarah Redding**  
6-3 • OH • SO-1L  
Friendswood, Texas



7

**Tita Akiu**  
5-7 • LIB • SO-1L  
Honolulu, Hawaii



8

**Sophia Canales**  
5-9 • SET • FR-HS  
San Antonio, Texas



9

**Ashley Morgan**  
5-8 • DS • JR/2L  
Plano, Texas



10

**Eighthmy Dobbins**  
5-10 • DS • FR-HS  
Argyle, Texas



11

**Alyssa Ybanez**  
5-11 • OH • JR-2L  
Rancho Cucamonga, Calif.



12

**Katy Keenan**  
6-4 • MB • SO-1L  
Argyle, Texas



13

**Audrey Fragniere**  
5-9 • OH • JR-2L  
Neuchatel, Switzerland



14

**Ally Standard**  
6-4 • MB • SO-TR  
San Angelo, Texas



15

**Courtney Ensich**  
6-0 • RS • JR-2L  
Southlake, Texas



16

**Toni McDougald**  
5-11 • OH • FR-HS  
Centennial, Colo.



17

**Maggie Sagers**  
5-9 • DS • FR-HS  
Plano, Texas



18

**Chandler Atwood**  
6-0 • OH • FR-HS  
Allen, Texas



23

**Michelle Irvin**  
6-1 • OH • SO-TR  
Austin, Texas



24

**Taylor Martinez**  
6-1 • MB • FR-HS  
San Antonio, Texas



26

**Katelyn Bryant**  
5-4 • LIB • SO-1L  
McKinney, Texas



27

**Taylor Haskins**  
6-0 • OH • SO-1L  
Kennesaw, Ga.



33

**Hannah Henriksen**  
6-3 • OH • JR-TR  
Bakersfield, Calif.



**Tony Graystone**  
Head Coach  
1st Season



**Morgan Thomas**  
Asst. Coach/Recruiting  
1st Season



**Brandy Huskey**  
Assistant Coach  
1st Season



**Alyce Peters**  
Director of Operations  
2nd Season





**ROBERT DUNCAN**

Chancellor

Robert L. Duncan became the fourth chancellor of the Texas Tech University System on July 7, 2014.

As chancellor, Duncan is the chief executive officer of all campuses and academic sites of the Texas Tech University System's four component institutions—Texas Tech University, Texas Tech University Health Sciences Center, Angelo State University and Texas Tech University Health Sciences Center at El Paso. He is focused on providing each university with the resources needed to ensure the academic achievement of all students enrolled in the system institutions. As part of his leadership, the chancellor also works in both Austin and Washington, D.C. to increase funding for all system institutions.

Before becoming chancellor, Duncan served in the Texas Legislature for more than two decades. He was elected to District 84 in the Texas House of Representatives in 1992. In 1996, he won a special election to the Texas Senate, where he served until resigning to become chancellor.

While representing District 28 as State Senator, Duncan crafted major legislation impacting Texans and served on three of the Senate's most powerful committees—Finance, State Affairs and Budget Conference. He served as president pro tempore of the Texas Senate during the 81st Legislative Session and served as a member of the Senate Committee on Higher Education, the Education Committee and the Natural Resources Committee. He was widely recognized as a leader in the Texas Legislature. Texas Monthly magazine named Duncan to its 'Ten Best List' more times than any other member of the legislature.

Duncan also was a law partner at Crenshaw, Dupree and Milam in Lubbock for more than 25 years. He advised clients in insurance law and commercial litigation, among many others areas of his legal practice, and remains 'of counsel' for the law firm.

Duncan is a lifelong West Texan. He was raised in Vernon, Texas. He is the only son of five children born to Frank L. Duncan and Robena Formby Duncan. Duncan and his family have a rich heritage with Texas Tech University. His uncle, Marshall Formby, and cousin, Clint Formby, both served on the Texas Tech Board of Regents.

Duncan received his bachelor's degree in agricultural economics from Texas Tech University in 1976. While completing his undergraduate degree, he served as the student body president. Duncan received his doctorate of jurisprudence from the Texas Tech University School of Law in 1981.

Duncan has two children. His daughter, Lindsey Pike, is a public school teacher and counselor, and is married to Wes Pike. His son, Matthew Duncan, is a food distribution sales representative. Chancellor Duncan is married to Terri Duncan. Mrs. Duncan also has two children, Justin Patterson, an IT specialist, and Clayton Patterson, an auto-financing assistant. All the children are Texas Tech University graduates.



**DR. LAWRENCE SCHOVANEC**

President

Texas Tech University System Chancellor Robert Duncan announced July 7 the official appointment of Provost Lawrence Schovanec as the 17th

president of Texas Tech University. Schovanec will officially begin the role Aug. 1.

"I am excited to welcome Dr. Schovanec as the next president of Texas Tech University," Duncan said. "He has served Texas Tech tremendously for more than three decades and has a bold vision for our future. I have no doubt he will elevate our university to an even greater level of success."

Prior to his appointment, Schovanec served the university as provost since December 2013 and was interim president from July 2012 through March 2013.

"I am grateful for the opportunity to once again lead this wonderful university, to which I have devoted my career, and continue to work alongside so many talented faculty, staff and students who make Texas Tech University a leader in higher education," Schovanec said. "I appreciate the confidence and support of Chancellor Duncan, the Board of Regents and the search committee. To the Texas Tech family and all who support and care for this university, I commit my fullest efforts to the continued advancement of Texas Tech University as a world-class institution."

During his time as provost, Schovanec helped strengthen Texas Tech's position as a leading national research university. In 2016, Texas Tech was recognized by the Carnegie Classification of Institutions of Higher Education as a Tier One university in the Highest Research Activity category. The university also was recently reaffirmed for accreditation by the Southern Association of Colleges and Schools Commission on Colleges.

Before being named chair of the Department of Mathematics & Statistics in 1998, Schovanec was a faculty member in mathematics since 1982. He served as interim dean of the College of Arts & Sciences from September 2008 through May 2010, when he was named dean. He has received the President's Excellence in Teaching Award and is a member of the Texas Tech Teaching Academy.

Schovanec earned his doctorate in mathematics from Indiana University, his master's degree from Texas A&M University and his bachelor of science from Phillips University.

A widely published author, Schovanec's work has appeared in numerous academic journals and he has spoken extensively at professional conferences. His research interests are in the fields of biomechanical and physiological control systems and solid mechanics. He has received more than \$3.2 million in external funding for his research.



**BRIAN SHANNON**

Faculty Athletics Representative

Brian Shannon is the Charles "Tex" Thornton Professor of Law at the Texas Tech University School of Law, where he has been a member of

the law faculty since 1988. In addition to his teaching duties, Professor Shannon serves as the University's Faculty Athletics Representative to the NCAA and the Big 12 Conference. In that role, Shannon is the Big 12 delegate to the national board for the 1A FAR association. In September 2012, he became president of that organization, which is comprised of faculty athletics representatives at all NCAA Division I institutions in the Football Bowl Subdivision, formerly known as Division 1A.

Shannon earned his law degree in 1982 from the University of Texas School of Law, where he graduated first in his class, and received a B.S. in Mathematics, summa cum laude, from Angelo State University in 1979. He formerly served as an attorney-advisor in the Office of the General Counsel to the Secretary of the Air Force at the Pentagon, and practiced law at an Austin law firm. During his years at Tech Law, he has taught a wide array of classes including Contracts, Criminal Law, Property, Products Liability, Law & Psychiatry, and others. He also served as an associate dean for six years.

Shannon is also an appointed member of the board for the Lubbock Regional MHMR Center, and has served on the board for the last 22 years. An elected member of the American Law Institute, Shannon is a past president of the Lubbock County Bar Association, and was appointed by the Governor to four terms on the Texas Governor's Committee on People with Disabilities. He is also a past chair of the State Bar of Texas Disability Issues Committee and served as an appointee of the Lt. Governor on the Task Force that rewrote the state's criminal competency statutes. He is the author of several books and numerous articles, and he won the Texas Bar Foundation's Outstanding Law Journal Award in both 2002 and 2008. He was also recognized as an outstanding alumnus of Angelo State in 2004. He has filed briefs in federal courts, the Texas Supreme Court, and the United States Supreme Court.

Shannon and his wife, Jeannine, have one daughter, Julia.



## KIRBY HOCUTT

Director of Athletics

Kirby Hocutt has guided the Texas Tech athletics department to unprecedented success since being named the 13th Director of Athletics in school history on March 2, 2011.

Hocutt, who also serves as the College Football Playoff Selection Committee Chairman, led Texas Tech to one of its most successful campaigns over the course of the 2015-16 academic year where Texas Tech claimed three Big 12 championships (women's soccer, men's tennis, baseball) and had 14 of its 17 intercollegiate teams advance to the NCAA postseason.

In fact, Texas Tech was the only Big 12 program during the 2015-16 year to qualify for a bowl game and have its men's basketball and baseball teams both advance to the NCAA Tournament. The Red Raider baseball program capped the successful year by winning the Big 12 regular-season title and advancing to the College World Series for the second time in the past three seasons.

In addition to a successful 2015-16 academic year, Hocutt has boosted Texas Tech's athletic profile with a list of achievements such as:

- In August 2014, Texas Tech unveiled the first athletics specific fundraising campaign in university history: The Campaign for Fearless Champions. The campaign includes four components: enhance athletic facilities, invest in the athletic scholarship endowment, grow the leadership academy and provide for the future of Texas Tech Athletics. The \$185 million initiative focuses on benefiting all 17 Texas Tech athletic teams.
- Since his hire in March 2011, Hocutt has made four major and current coaching hires: Kliff Kingsbury (football), Chris Beard (men's basketball), Candi Whitaker (women's basketball), and Tim Tadlock (baseball).
- Texas Tech has claimed six Big 12 Conference titles during Hocutt's tenure (two in women's tennis and one in baseball, men's tennis, soccer and men's track and field). In addition, the Red Raider football program has played in three bowl games (2012 Meinecke Texas Bowl, 2013 Holiday Bowl and 2015 AdvoCare V100 Texas Bowl) while Texas Tech has earned 40 NCAA team postseason appearances.
- The Texas Tech baseball program advanced to the College World Series for the first time in school history in 2014. The Red Raiders returned to Omaha again in 2016, making Texas Tech one of just seven programs nationally to advance to the College World Series twice over the past three seasons.
- In addition, the Texas Tech soccer and women's tennis teams both advanced to the NCAA Sweet 16 for the first time in program history during the 2014-15 academic year.
- Individually, Texas Tech student-athletes have claimed seven NCAA titles, 28 Big 12 titles, 161 NCAA All-America honors, 226 All-Big 12 selections while the men's tennis program boasted national doubles finalists in back-to-back years (2013 and 2014).
- Texas Tech student-athletes have also achieved in the classroom as the Red Raiders have earned 17 Academic All-America awards and 362 Academic All-Big 12 honors.
- Overall, Texas Tech's team NCAA Academic Progress Rate scores (APR) have been ranked among the top Big 12 performers (2011-16), while 13 programs have achieved exceptionally high scores of 980-plus.
- Hocutt initiated The Fearless Champions Leadership Academy in 2014. Led by former Texas Tech and Hall of Fame Coach Marsha Sharp, the one-of-a-kind leadership academy is designed to prepare student-athletes for success after graduation.
- As part of the Campaign for Fearless Champions, Hocutt provided the vision for and the plans to build a Sports Performance Center that will house an indoor track and field and football practice facility on the site directly south from Jones AT&T Stadium.
- Texas Tech will have made several upgrades to Jones AT&T Stadium by the start of the 2016 which includes upgraded premium seating in the north end of the stadium as well as the new video board and control room that debuted in 2014.
- Hocutt has extended Texas Tech apparel contract with Under Armour through June 2020, which ensures that all Red Raider student-athletes are among the finest outfitted in the country.

Throughout his tenure at Texas Tech, Hocutt has been prominent on several national committees, possibly none more recognizable than his role on the College Football Playoff Selection Committee. Hocutt was named to the CFP Selection Committee in 2015 and will be the committee chairman beginning with the 2016 season. The CFP Selection Committee is responsible for selecting the top four teams in the playoff and assigning them to semifinal games while also placing the next group of teams to the remaining New Year's bowls.

Hocutt arrived at Texas Tech following three years at the University of Miami (Fla.) where he was named Athletics Director on Feb. 8, 2008. He previously earned his first opportunity as an NCAA Division I athletics director at Ohio University in 2005 at just the age of 33.

A Sherman, Texas native, Hocutt also served stints in the athletics departments at Kansas State (1996-97) and the University of Oklahoma (1998-2005). Prior to his stint at Oklahoma, Hocutt served as the coordinator of licensing at the National Collegiate Athletic Association. He began his sports administration career as the assistant director of marketing and promotions at his alma mater, Kansas State University.

A former football student-athlete at Kansas State, Hocutt was a four-year letterman at linebacker while leading the Big 8 Conference in tackles as a junior in 1993. Hocutt, who was elected captain his senior year, was named to the All-Big 8 Conference team following his junior season. The Sporting News selected him in 1993 as one of the nation's top-20 "most underrated" players.

Hocutt earned his bachelor's degree from Kansas State in 1995 and his masters of education degree from the University of Oklahoma in 2001. He and his wife, Diane, have two sons – Drew Phillips (14) and Brooks Ryan (12).

### THE KIRBY HOCUTT FILE

Date announced as Director of Athletics: March 2, 2011

Birthdate: Nov. 19, 1971

Hometown: Sherman, Texas

Bachelor's of Science Degree: Political Science, Kansas State University, 1995

Master of Education: University of Oklahoma, 2001

Wife: Diane

Sons: Drew Phillips (14) and Brooks Ryan (12).

### CAREER TIMELINE

1995-96 – Internship, College Football Association

1996-97 – Assistant Director of Marketing and Promotions, Kansas State University

1997-98 – Licensing Coordinator, National Collegiate Athletic Association (NCAA)

1998-2005 – Associate A.D. for External Operations and Sports Administration, University of Oklahoma

2005-08 – Director of Athletics, Ohio University

2008-11 – Director of Athletics, University of Miami (Fla.)

2011-Present – Director of Athletics, Texas Tech University

### NOTEWORTHY AWARDS/ADMINISTRATIVE COMMITTEES (past and present)

- College Football Playoff Selection Committee Chairman, 2016-Present
- College Football Playoff Selection Committee, 2015-Present
- Chairman, NCAA Division I Football Recruiting Subcommittee, 2013-15)
- Big 12 Representative, NCAA Division I Leadership Council, 2012-15
- NCAA Division I Athletic Directors Association Executive Committee
- Named to Street & Smith's SportsBusiness Journal's Forty Under 40 Award in 2010
- Orange Bowl Committee





**THE RED RAIDERS**







# LAUREN DOUGLASS

# 5

MB • 6-2 • SR-3L

Flower Mound, Texas

Ole Miss

Marcus H.S.

## REDSHIRT JUNIOR SEASON (2015)

The only Red Raider in 2015 to start in all 30 matches ... was named to the AVCA All-Southwest Region team ... also earned her second-straight All-Big 12 second team nod ... led the team in kills and hitting percentage in 13 matches ... overall, she was the team leader in total kills (280) and kills per set (2.95) ... set the school record for season hitting percentage, recording an average of .377, shattering the previous-best of .358 by Yolanda Cumbess in 2001 ... picked up All-Tournament team honors in all four tournaments, including Tournament MVP at the Texas Tech Invitational ... hit .400 or better in 13 matches, including a season-high .688 against Columbia on Sept. 4 ... in that match she posted 12 kills on 16 attacks, with only one error ... tallied 10+ kills in 10 separate matches ... opened the season with 13 against Utah State ... posted three-straight matches with 16 or more kills ... went back-to-back 16 kill performances against George Washington (.667) and at UTEP (.406) ... completed the three-match streak with a career-high 20 against Portland State ... also led the team at the line blocking with 19 solo and 70 assisted blocks for a total of 89 ... she owned three of the top four single-match attack percentages in the Big 12 ... was also named to the 2016 Academic All-Big 12 Second Team.

## REDSHIRT SOPHOMORE SEASON (2013)

Douglass burst on to the scene early for Tech, winning tournament MVP awards at two of Tech's first four tournaments ... She was named the Big 12 Offensive Player of the Week on Sept. 1, becoming the first Red Raider in program history to win the award ... She was also named Big 12 Co-Rookie of the week on Sept. 22 ... Douglass ranked second on the team in kills, with 272 ... She finished the year ranked ninth in the Big 12 in hitting percentage, at .303, but had more kills and swings than anyone else in the top 10.

## REDSHIRT FRESHMAN SEASON (2013)

Sat out season due to NCAA transfer rules.

## FRESHMAN SEASON (2012)

Redshirt season at Ole Miss ... transferred to Texas Tech during the summer of 2013

## CLUB

Member of the Dallas Skyline Juniors club team ... part of program that qualified for the national tournament five different years ... club finished second in the country in 2010.

## MARCUS HIGH SCHOOL

Four-year letterwinner for Marcus High School ... helped school advance to the regional finals all three years ... was an AVCA All-American Watch List as a senior ... was also recognized as an AVCA High School All-American nominee ... named to the All-District 8-5A first team after leading Marcus in kills as a senior ... also earned special recognition to the Lonestarvolleyball.com All-Texas Team that year ... was the district's Offensive Player of the Year as a junior ... an all-area second team seam selection for 2010 ... was a special mention All-American by Prep Volleyball as a junior as well ... was the team's Blocker of the Year and was fourth in the area for the category ... began her career as a first team All-District 6-5A selection as a sophomore ... was the varsity's Offensive Player of the Year that year as well ... also participated on the track team as a sophomore ... advanced to the state meet in the high jump as a senior where she would finish ninth overall ... competed three seasons for the track program.

## PERSONAL

Lauren Douglass ... born December 5, to parents Bill and Susan Douglass ... both parents are graduates of Ole Miss ... has two older siblings, Chase and Jennifer ... comes from an athletic family ... mother was a volleyball standout at Ole Miss ... her sister also played volleyball at Tarleton State while her brother played football at the Air Force Academy ... an exercise sports science major with a minor in biology ... hopes to attend physical therapy school following graduation.



LAUREN DOUGLASS set the school record for single-season hitting percentage in 2015 with a clip of .377.

## CAREER HIGHS

Matches Played (Season)	30 (2015)
Matches Started (Season)	30 (2015)
Sets Played (Season)	105 (2014)
Kills:	20, vs. Portland State (Sept. 18, 2015)
Total Attacks:	35, two times, last vs. Oklahoma (Sept. 23, 2015)
Hitting Percentage	(Min. 5 Kills): .727, at Kansas (Oct. 25, 2014)
Assists:	2, vs. Utah State (Aug. 28, 2015)
Service Aces:	2, five times, last vs. Northeastern (Sept. 5, 2015)
Digs:	6, vs. Bucknell (Aug. 29, 2014)
Solo Blocks:	2, seven times, last vs. Iowa State (Nov. 21, 2015)
Block Assists:	8, vs. Incarnate Word (Sept. 11, 2014)
Total Blocks:	9.0, at Baylor (Oct. 1, 2014)

## CAREER STATS

Season	SP	MP-MS	K	K/S	E	TA	Pct	A	A/S	SA	SA/S	SE	DIG	D/S	RE	BS	BA	TB	B/S	BE	BHE	Points	Pts/S
2014	105	28-28	272	2.59	88	608	.303	10	0.10	15	0.14	25	66	0.63	0	13	90	103	0.98	17	1	345.0	3.29
2015	95	30-30	280	2.95	63	576	.377	8	0.08	6	0.06	26	40	0.42	1	19	70	89	0.94	9	0	340.0	3.58
<b>TOTAL</b>	<b>200</b>	<b>58-58</b>	<b>552</b>	<b>2.76</b>	<b>151</b>	<b>1184</b>	<b>.339</b>	<b>18</b>	<b>0.09</b>	<b>21</b>	<b>0.10</b>	<b>51</b>	<b>106</b>	<b>0.53</b>	<b>1</b>	<b>32</b>	<b>160</b>	<b>192</b>	<b>0.96</b>	<b>26</b>	<b>1</b>	<b>685.0</b>	<b>3.42</b>

## 2015 MATCH-BY-MATCH STATS

Date	Opponent	SP	K	E	TA	Pct	A	SA	SE	RE	DIG	BS	BA	BE	Total	BHE	Points
Aug 28, 2015	UTAH STATE	3	13	1	18	.667	2	0	0	0	2	0	5	1	5.0	0	15.5
Aug 28, 2015	LOUISIANA-LAFAYETTE	5	2	1	7	.143	1	0	2	0	2	0	2	0	2.0	0	3.0
Aug 29, 2015	HOUSTON	3	14	2	32	.375	0	0	1	0	0	0	6	1	6.0	0	17.0
Sep 04, 2015	vs Columbia	4	12	1	16	.688	0	0	1	0	1	0	1	0	1.0	0	12.5
Sep 04, 2015	at Stephen F. Austin	3	8	1	13	.538	0	0	0	0	2	1	4	0	5.0	0	11.0
Sep 05, 2015	vs Northeastern	4	8	1	13	.538	0	2	2	0	4	0	1	0	1.0	0	10.5
Sep 05, 2015	vs South Dakota State	3	6	1	9	.556	1	0	1	0	0	0	0	0	0.0	0	6.0
Sep 11, 2015	vs Maryland	3	7	3	14	.286	0	0	3	0	0	2	2	0	4.0	0	10.0
Sep 12, 2015	at Navy	5	7	1	11	.545	0	0	1	0	0	1	0	0	1.0	0	8.0
Sep 12, 2015	vs George Washington	2	16	0	24	.667	0	1	2	0	2	0	5	1	5.0	0	19.5
Sep 15, 2015	at UTEP	5	16	3	32	.406	0	0	2	0	1	0	5	0	5.0	0	18.5
Sep 18, 2015	PORTLAND STATE	4	20	3	34	.500	0	1	1	0	3	0	1	0	1.0	0	21.5
Sep 18, 2015	WASHINGTON STATE	4	8	3	18	.278	1	0	2	0	0	1	2	0	3.0	0	10.0
Sep 19, 2015	NORTHWESTERN STATE	4	9	4	18	.278	1	0	1	0	3	0	4	0	4.0	0	11.0
Sep 23, 2015	OKLAHOMA	5	17	5	35	.343	0	0	1	0	0	2	2	1	4.0	0	20.0
Sep 26, 2015	at Iowa State	3	11	2	23	.391	0	0	0	0	1	0	0	1	0.0	0	11.0
Sep 30, 2015	at Baylor	3	6	3	19	.158	0	1	2	0	1	0	1	0	1.0	0	7.5
Oct 07, 2015	NO. 10 KANSAS	4	8	3	20	.250	0	0	0	0	0	0	1	0	1.0	0	8.5
Oct 10, 2015	TCU	5	7	2	21	.238	0	0	0	0	1	1	3	0	4.0	0	9.5
Oct 14, 2015	at West Virginia	3	9	2	17	.412	0	1	1	0	0	1	3	1	4.0	0	12.5
Oct 17, 2015	at Texas	4	7	1	14	.429	0	0	0	0	2	1	0	0	1.0	0	8.0
Oct 24, 2015	KANSAS STATE	5	6	1	17	.294	0	0	0	0	4	1	3	0	4.0	0	8.5
Oct 28, 2015	at Oklahoma	3	10	3	20	.350	0	0	0	1	1	2	4	0	6.0	0	14.0
Oct 30, 2015	TEXAS	4	5	4	14	.071	0	0	0	0	1	1	0	0	1.0	0	6.0
Nov 04, 2015	BAYLOR	3	10	2	20	.400	0	0	0	0	2	0	3	1	3.0	0	11.5
Nov 07, 2015	at Kansas State	4	8	4	23	.174	0	0	1	0	1	2	1	0	3.0	0	10.5
Nov 13, 2015	WEST VIRGINIA	3	7	2	17	.294	0	0	0	0	0	1	5	1	6.0	0	10.5
Nov 18, 2015	at TCU	3	8	1	16	.438	0	0	0	0	1	0	3	0	3.0	0	9.5
Nov 21, 2015	IOWA STATE	4	6	2	19	.211	1	0	1	0	4	2	1	1	3.0	0	8.5
Nov 28, 2015	at No. 10 Kansas	3	9	1	22	.364	1	0	1	0	1	0	2	0	2.0	0	10.0
<b>Totals</b>		<b>95</b>	<b>280</b>	<b>63</b>	<b>576</b>	<b>.377</b>	<b>8</b>	<b>6</b>	<b>26</b>	<b>1</b>	<b>40</b>	<b>19</b>	<b>70</b>	<b>9</b>	<b>89.0</b>	<b>0</b>	<b>340.0</b>

## 2014 MATCH-BY-MATCH STATS

Date	Opponent	SP	K	E	TA	Pct	A	SA	SE	RE	DIG	BS	BA	BE	Total	BHE	Points
Aug 29, 2014	vs Sacred Heart	3	10	1	14	.643	1	0	0	0	3	1	6	0	7.0	0	14.0
Aug 29, 2014	vs BUCKNELL	5	15	2	29	.448	1	0	0	0	6	1	6	2	7.0	0	19.0
Aug 30, 2014	at Cal State Fullerton	3	10	1	14	.643	1	2	0	0	3	1	3	0	4.0	0	14.5
Sep 05, 2014	vs AMCC	4	14	4	26	.385	1	0	2	0	1	0	1	0	1.0	0	14.5
Sep 05, 2014	at UTPA	3	4	5	19	-.053	0	1	2	0	4	0	7	0	7.0	0	8.5
Sep 06, 2014	vs LU	4	14	2	28	.429	1	2	2	0	2	0	1	3	1.0	0	16.5
Sep 11, 2014	UIW	3	9	1	14	.571	0	0	1	0	2	0	8	0	8.0	0	13.0
Sep 12, 2014	GARDNER-WEBB	3	7	4	16	.188	0	1	0	0	2	1	0	1	1.0	1	9.0
Sep 12, 2014	TEXAS STATE	5	12	2	20	.500	0	2	0	0	3	0	1	1	1.0	0	14.5
Sep 19, 2014	ABILENE CHRISTIAN	3	8	1	12	.583	0	1	1	0	2	1	1	2	2.0	0	10.5
Sep 19, 2014	WEBER STATE	5	17	6	34	.324	0	0	4	0	1	1	7	0	8.0	0	21.5
Sep 20, 2014	AIR FORCE	4	16	3	35	.371	0	1	1	0	3	0	0	0	0.0	0	17.0
Sep 24, 2014	TCU	4	12	5	30	.233	0	2	2	0	3	1	1	1	2.0	0	15.5
Oct 01, 2014	at Baylor	5	6	4	26	.077	0	0	0	0	2	2	7	0	9.0	0	11.5
Oct 04, 2014	KANSAS STATE	3	5	1	16	.250	1	1	0	0	0	0	5	2	5.0	0	8.5
Oct 09, 2014	at Texas	3	4	1	12	.250	0	0	2	0	0	0	3	1	3.0	0	5.5
Oct 15, 2014	at Oklahoma	4	10	3	26	.269	0	1	3	0	5	0	5	0	5.0	0	13.5
Oct 18, 2014	IOWA STATE	5	9	4	25	.200	1	0	0	0	1	1	3	0	4.0	0	11.5
Oct 25, 2014	at Kansas	3	8	0	11	.727	0	0	0	0	0	0	0	0	0.0	0	8.0
Oct 29, 2014	BAYLOR	4	16	2	29	.483	0	1	1	0	4	1	5	0	6.0	0	20.5
Nov 1, 2014	at Kansas State	5	12	4	30	.267	0	0	1	0	3	0	4	0	4.0	0	14.0
Nov 05, 2014	TEXAS	3	5	2	15	.200	0	0	0	0	4	0	1	0	1.0	0	5.5
Nov 08, 2014	KANSAS	4	12	4	29	.276	1	0	0	0	3	0	3	0	3.0	0	13.5
Nov 15, 2014	at West Virginia	3	9	2	18	.389	0	0	2	0	3	0	1	2	1.0	0	9.5
Nov 19, 2014	at TCU	4	11	9	32	.062	0	0	1	0	2	0	2	0	2.0	0	12.0
Sep 27, 2014	WEST VIRGINIA	4	9	8	22	.045	1	0	1	0	2	2	1	0	3.0	0	11.5
Nov 22, 2014	OKLAHOMA	3	2	3	8	-.125	1	0	0	0	2	0	3	0	3.0	0	3.5
Nov 26, 2014	at Iowa State	3	6	4	18	.111	0	0	0	0	0	0	5	2	5.0	0	8.5
<b>Totals</b>		<b>105</b>	<b>272</b>	<b>88</b>	<b>608</b>	<b>.303</b>	<b>10</b>	<b>15</b>	<b>25</b>	<b>0</b>	<b>66</b>	<b>13</b>	<b>90</b>	<b>17</b>	<b>103.0</b>	<b>1</b>	<b>345.0</b>



# MARGUERITE GRUBB

# 4

SET • 5-11 • SR-3L

Houston, Texas

Bellaire H.S.

## JUNIOR SEASON (2015)

Appeared in all 30 matches, starting 28, for a total of 97 sets played in 2015 ... tallied 1,007 assists during the season, which led the team, making her the first setter with 1,000 assists at Texas Tech since Emily Ruetter in 2013 ... her total put her 21 assists away from cracking into the top 10 in career assists in the Texas Tech record books ... posted 19 matches of 30+ assists ... she also led the team in assists per set with 10.38, as well as was second in service aces with 17 ... reached 50 assists on three separate occasions, hitting 52 in all three of those matches ... the first came in a four-set victory over George Washington on Sept. 12 in Maryland ... the second was also in a victory, the conference opener against Oklahoma, helping earning a 3-2 victory ... her third came at home against Iowa State in a four-set match ... also produced 79 kills, notching six matches with five or more ... garnered First Team Academic All-Big 12 honors with a 4.00 GPA.

## SOPHOMORE SEASON (2014)

Held down the starting setter position for most of 2014, starting in 17 matches, and appearing in 22 ... Ranked second on the team with 558 assists, but led the team with an average of 9.62 assists per set,

good enough to rank sixth in the Big 12 ... Ranked seventh on the team with 38 kills, almost exclusively from deceptive setter dumps ... Broke the 50-assist barrier three times, including a career-high 67 against Bucknell ... Had three double-doubles in 2014, including a four-set affair against Texas A&M-CC, where she had 44 assists and a career-high 17 digs ... Had a huge performance against the Iowa State Cyclones for the second-straight season, recording 50 assists in the heartbreaking five-set loss.

## FRESHMAN SEASON (2013)

Appeared in 11 matches while making three starts during first collegiate season ... saw more action once Big 12 play began ... all three of her starts came during Big 12 action ... made first collegiate start on Oct 30 at Iowa State in front of a national televised audience ... recorded first career double-double against the Cyclones, totaling 38 assists to go along with 10 digs ... almost helped lead the Red Raiders to an upset victory over the Cyclones ... her 38 assists and 10 digs both marked season highs ... also earned starts on Nov. 2 at West Virginia and Nov. 16 against Texas ... only other match with double-digit assists came Sept. 13 against Montana ... totaled 10 assists against the Grizzlies while playing in just two

sets ... ended the year with 90 assists, 67 of which that came during Big 12 play ... also posted seven kills, two aces and 24 digs on the year ... recorded season-high three digs on Oct. 26 against Baylor - all of which that came in one set ... added eight assists against the Bears which earned her the spotting nod the following match at Iowa State ... named to the Academic All-Big 12 Rookie Team ... one of three Tech athletes nominated with a perfect 4.0 GPA ... one of 35 Big 12 athletes with a 4.0 GPA as well.

## BELLAIRE HIGH SCHOOL

Talented setter who played for one of the top high school programs in the state of Texas ... four-year letterwinner and starter for the Cardinals ... helped lead Bellaire to the district title all four seasons ... was a first team All-District honoree all four seasons ... recognized by the Greater Houston Volleyball Coaches Association as one of the top 40 players in the area ... totaled 564 assists, 170 kills and 100 digs during senior season alone.

## PERSONAL

Born March 18, to parents Don and Evelyn Grubb ... has an older sister, Elizabeth ... parents are graduates of Austin College ... major in business.

## 2015 MATCH-BY-MATCH STATS

Date	Opponent	SP	K	E	TA	Pct	A	SA	SE	RE	DIG	BS	BA	BE	Total	BHE	Points
Aug 28, 2015	UTAH STATE	3	3	0	8	.375	32	0	1	0	15	0	1	0	1.0	2	3.5
Aug 28, 2015	LOUISIANA-LAFAYETTE	3	3	1	7	.286	28	1	0	0	6	0	0	0	0.0	0	4.0
Aug 29, 2015	HOUSTON	4	3	2	10	.100	47	0	1	0	10	0	3	0	3.0	0	4.5
Sep 04, 2015	vs Columbia	3	2	0	5	.400	37	0	1	0	9	0	1	0	1.0	0	2.5
Sep 04, 2015	at Stephen F. Austin	3	1	1	5	.000	27	1	1	0	5	1	0	0	1.0	0	3.0
Sep 05, 2015	vs Northeastern	3	0	0	2	.000	34	1	2	0	7	0	1	0	1.0	0	1.5
Sep 05, 2015	vs South Dakota State	3	4	0	7	.571	41	0	3	0	8	1	0	0	1.0	0	5.0
Sep 11, 2015	vs Maryland	4	5	1	6	.667	45	1	1	0	7	0	1	0	1.0	1	6.5
Sep 12, 2015	at Navy	3	3	0	4	.750	32	1	0	0	8	0	1	0	1.0	0	4.5
Sep 12, 2015	vs George Washington	4	5	2	9	.333	52	0	0	0	12	0	3	0	3.0	1	6.5
Sep 15, 2015	at UTEP	3	5	1	12	.333	40	1	2	0	8	1	2	0	3.0	0	8.0
Sep 18, 2015	PORTLAND STATE	4	6	0	12	.500	44	4	1	0	10	1	1	0	2.0	0	11.5
Sep 18, 2015	WASHINGTON STATE	3	2	1	9	.111	28	0	2	0	8	0	1	0	1.0	0	2.5
Sep 19, 2015	NORTHWESTERN STATE	3	3	2	6	.167	34	2	2	0	15	0	1	0	1.0	0	5.5
Sep 23, 2015	OKLAHOMA	5	3	1	8	.250	52	4	2	0	9	0	0	0	0.0	0	7.0
Sep 26, 2015	at Iowa State	3	3	2	8	.125	25	1	0	0	6	1	0	1	1.0	1	5.0
Sep 30, 2015	at Baylor	3	2	0	5	.400	26	0	1	1	8	0	0	0	0.0	0	2.0
Oct 07, 2015	NO. 10 KANSAS	3	0	3	8	-.375	37	0	0	0	4	0	0	1	0.0	0	0.0
Oct 10, 2015	TCU	3	2	2	11	.000	35	0	3	0	10	0	2	0	2.0	1	3.0
Oct 14, 2015	at West Virginia	3	4	2	10	.200	36	0	1	0	5	0	1	0	1.0	0	4.5
Oct 17, 2015	at Texas	3	1	3	10	-.200	28	0	2	0	7	0	0	0	0.0	1	1.0
Oct 24, 2015	KANSAS STATE	3	0	1	2	-.500	12	0	0	0	3	0	0	0	0.0	1	0.0
Oct 28, 2015	at Oklahoma	3	5	1	7	.571	17	0	0	0	6	0	1	0	1.0	0	5.5
Oct 30, 2015	TEXAS	3	1	0	6	.167	22	0	0	0	2	0	0	0	0.0	1	1.0
Nov 04, 2015	BAYLOR	3	1	1	3	.000	14	0	0	0	2	0	0	0	0.0	0	1.0
Nov 07, 2015	at Kansas State	3	1	1	8	.000	28	0	1	0	10	0	1	0	1.0	0	1.5
Nov 13, 2015	WEST VIRGINIA	3	5	0	9	.556	40	0	0	0	3	0	2	0	2.0	0	6.0
Nov 18, 2015	at TCU	3	3	2	6	.167	31	0	2	0	5	0	0	0	0.0	0	3.0
Nov 21, 2015	IOWA STATE	4	2	2	12	.000	52	0	1	0	12	0	0	0	0.0	0	2.0
Nov 28, 2015	at No. 10 Kansas	3	1	0	10	.100	31	0	0	0	2	0	1	0	1.0	0	1.5
<b>Totals</b>		<b>97</b>	<b>79</b>	<b>32</b>	<b>225</b>	<b>.209</b>	<b>1007</b>	<b>17</b>	<b>30</b>	<b>1</b>	<b>222</b>	<b>5</b>	<b>24</b>	<b>2</b>	<b>29.0</b>	<b>9</b>	<b>113.0</b>



## 2014 MATCH-BY-MATCH STATS

Date	Opponent	SP	K	E	TA	Pct	A	SA	SE	RE	DIG	BS	BA	BE	Total	BHE	Points
Aug 29, 2014	vs Sacred Heart	3	3	0	5	.600	26	2	0	0	4	0	4	0	4.0	0	7.0
Aug 29, 2014	vs BUCKNELL	5	3	0	9	.333	67	0	1	0	11	0	5	0	5.0	0	5.5
Aug 30, 2014	at Cal State Fullerton	3	3	1	7	.286	34	0	0	0	6	0	2	0	2.0	0	4.0
Sep 05, 2014	vs AMCC	4	4	0	7	.571	44	0	0	0	17	0	2	0	2.0	1	5.0
Sep 05, 2014	at UTPA	3	0	0	4	.000	34	0	0	0	7	0	1	0	1.0	0	0.5
Sep 06, 2014	vs LU	1	0	0	4	.000	10	3	0	0	1	0	0	0	0.0	0	3.0
Sep 11, 2014	UIW	3	3	0	7	.429	29	0	0	0	12	0	2	0	2.0	0	4.0
Sep 12, 2014	GARDNER-WEBB	3	2	1	6	.167	34	0	0	0	6	0	0	0	0.0	0	2.0
Sep 12, 2014	TEXAS STATE	2	1	0	4	.250	6	0	0	0	0	0	0	0	0.0	0	1.0
Sep 19, 2014	ABILENE CHRISTIAN	1	0	0	0	.000	3	0	0	0	3	0	0	0	0.0	0	0.0
Sep 19, 2014	WEBER STATE	3	2	2	6	.000	32	0	1	0	2	1	2	1	3.0	0	4.0
Sep 20, 2014	AIR FORCE	4	4	1	8	.375	61	0	0	0	8	0	0	0	0.0	1	4.0
Sep 24, 2014	TCU	3	1	2	4	-.250	18	0	0	0	1	0	0	0	0.0	0	1.0
Oct 04, 2014	KANSAS STATE	2	0	0	2	.000	11	1	0	0	4	0	1	0	1.0	0	1.5
Oct 09, 2014	at Texas	3	3	1	6	.333	31	0	1	0	7	0	3	0	3.0	1	4.5
Oct 15, 2014	at Oklahoma	4	4	2	12	.167	39	0	0	0	4	0	2	0	2.0	0	5.0
Oct 18, 2014	IOWA STATE	5	2	2	10	.000	50	0	2	0	6	0	3	1	3.0	2	3.5
Oct 25, 2014	at Kansas	1	0	0	2	.000	7	0	1	0	1	0	0	0	0.0	1	0.0
Oct 29, 2014	BAYLOR	1	0	0	1	.000	2	0	0	0	0	0	0	0	0.0	2	0.0
Nov 05, 2014	TEXAS	1	0	0	2	.000	5	0	0	0	3	0	0	0	0.0	0	0.0
Sep 27, 2014	WEST VIRGINIA	2	3	0	5	.600	9	0	0	0	3	0	0	0	0.0	0	3.0
Nov 26, 2014	at Iowa State	1	0	0	0	.000	6	0	1	0	1	0	0	0	0.0	0	0.0
Nov 20, 2015	IOWA STATE	4	2	2	12	.000	52	0	1	0	12	0	0	0	0.0	0	2.0
<b>Totals</b>		<b>62</b>	<b>40</b>	<b>14</b>	<b>123</b>	<b>.211</b>	<b>610</b>	<b>6</b>	<b>8</b>	<b>0</b>	<b>119</b>	<b>1</b>	<b>27</b>	<b>2</b>	<b>28.0</b>	<b>8</b>	<b>60.5</b>

## 2013 MATCH-BY-MATCH STATS

Date	Opponent	SP	K	E	TA	Pct	A	SA	SE	RE	DIG	BS	BA	BE	Total	BHE	Points
Aug 30, 2013	vs Seattle	1	0	0	0	.000	1	0	1	0	1	0	0	0	0.0	0	0.0
Sep 03, 2013	ABILENE CHRISTIAN	2	0	0	0	.000	2	0	0	0	1	0	0	0	0.0	0	0.0
Sep 13, 2013	MONTANA	2	1	1	2	.000	10	1	0	0	4	0	0	0	0.0	0	2.0
Sep 14, 2013	CAL STATE FULLERTON	1	0	0	1	.000	0	0	1	0	1	0	0	0	0.0	0	0.0
Oct 02, 2013	IOWA STATE	1	0	0	1	.000	1	0	0	0	0	0	0	0	0.0	0	0.0
Oct 23, 2013	NEW MEXICO	2	0	0	2	.000	9	0	0	0	2	0	0	0	0.0	2	0.0
Oct 26, 2013	BAYLOR	1	3	0	4	.750	8	0	1	0	2	0	0	0	0.0	0	3.0
Oct 30, 2013	at Iowa State	5	1	3	10	-.200	38	1	0	0	10	0	0	0	0.0	1	2.0
Nov 02, 2013	at West Virginia	1	0	0	1	.000	6	0	2	0	0	0	0	0	0.0	0	0.0
Nov 13, 2013	at Baylor	1	2	0	5	.400	8	0	0	0	0	0	0	0	0.0	0	2.0
Nov 16, 2013	TEXAS	2	0	0	2	.000	7	0	0	0	3	0	0	0	0.0	1	0.0
<b>Totals</b>		<b>19</b>	<b>7</b>	<b>4</b>	<b>28</b>	<b>.107</b>	<b>90</b>	<b>2</b>	<b>5</b>	<b>0</b>	<b>24</b>	<b>0</b>	<b>0</b>	<b>0</b>	<b>0.0</b>	<b>4</b>	<b>9.0</b>

## CAREER STATS

Season	SP	MP-MS	K	K/S	E	TA	Pct	A	A/S	SA	SA/S	SE	DIG	D/S	RE	BS	BA	TB	B/S	BE	BHE	Points	Pts/S
2013	19	11-3	7	0.37	4	28	.107	90	4.74	2	0.11	5	24	1.26	0	0	0	0	0.00	0	4	9.0	0.47
2014	58	22-17	38	0.66	12	111	.234	558	9.62	6	0.10	7	107	1.84	0	1	27	28	0.48	2	8	58.5	1.00
2015	97	30-28	79	0.81	32	225	.209	1007	10.38	17	0.18	30	222	2.29	1	5	24	29	0.30	2	9	113.0	1.16
<b>TOTAL</b>	<b>353</b>	<b>63-48</b>	<b>124</b>	<b>0.71</b>	<b>48</b>	<b>364</b>	<b>.209</b>	<b>1655</b>	<b>9.51</b>	<b>25</b>	<b>0.14</b>	<b>42</b>	<b>353</b>	<b>2.03</b>	<b>1</b>	<b>6</b>	<b>51</b>	<b>57</b>	<b>0.33</b>	<b>4</b>	<b>21</b>	<b>180.5</b>	<b>1.03</b>



MARGUERITE GRUBB is only 21 assists from cracking the top 10 in Tech's career assists records

## CAREER HIGHS

Matches Played (Season)	30 (2015)
Matches Started (Season)	28 (2015)
Sets Played (Season)	97 (2015)
Kills	6, vs. Portland State (Sept. 18, 2015)
Total Attacks	12, vs. Iowa State (Nov. 21, 2015)
Hitting Percentage	.667, vs. Maryland (Sept. 11, 2015)
Assists	67, vs. Bucknell (Aug. 29, 2014)
Service Aces	4, twice, last vs. Oklahoma (Sept. 23, 2015)
Digs	17, vs. Texas A&M-Corpus Christi (Sept. 5, 2014)
Solo Blocks	1, six times, last at Iowa State (Sept. 26, 2015)
Block Assists	5, vs. Bucknell (Aug. 29, 2014)
Total Blocks	5.0, vs. Bucknell (Aug. 29, 2014)
Double-Doubles	11, last vs. Iowa State (Nov. 21, 2015)



# COURTNEY ENSCH

# 15

RS • 6-0 • JR-2L

Southlake, Texas

Carroll H.S.

## SOPHOMORE SEASON (2014)

Played in only three matches during the 2014 season ... registered two kills against Gardner-Webb on Sept. 12 ... also recorded one dig later in the day against Texas State.

## FRESHMAN SEASON (2013)

Appeared in 15 matches while making nine starts in first season as a Red Raider ... saw action in 42 sets on the right side ... connected on 54 kills on the year, sixth overall on the team ... averaged 1.52 kills per set while taking a total of 182 swings overall ... recorded the most kills among Tech right sides ... finished in double digits for kills twice - Aug. 31 vs. Grand Canyon and Sept. 6 vs. Montana ... hit over .400 in both of those matches ... her .526 hitting percentage against Grand Canyon marked a season high and the second highest for a Red Raider all season ... recorded only two errors off 19 attempts against Grand Canyon ... followed performance with a .440 hitting percentage the following week against Montana ... hit .300 or better in three of her first six matches on the collegiate level ... appeared in two matches during Big 12 play, beginning Oct. 5 against West Virginia ... also saw action Oct. 26 against Baylor ... wrapped the year with a pair of assists and 15 digs

and 15 blocks ... recorded a season-high three digs in back-to-back matches on Aug. 31 against Grand Canyon and Weber State ... notched a season high with two blocks four times on the year ... named to the Academic All-Big 12 Rookie Team ... one of three Tech athletes honored with a perfect 4.0 GPA ... one of just 35 Big 12 athletes honored with a 4.0 GPA as well.

## SOUTHLAKE CARROLL HIGH SCHOOL

Three-year letterwinner at Southlake Carroll, one of the top volleyball programs in the state ... helped lead the Lady Dragons to the playoffs all three seasons ... one of five players off the 2012 team to play volleyball collegiately ... played for head coach Arthur Stanfield, who with over 900 win is one of the winningest high school coaches in the nation.

## PERSONAL

Born July 11, to parents Randal and Jennifer Enschede ... has a younger brother, Parker ... father is a Texas Tech alumnus while mother attended the University of Georgia ... marketing major.



**2014 MATCH-BY-MATCH STATS**

Date	Opponent	SP	K	E	TA	Pct	A	SA	SE	RE	DIG	BS	BA	BE	Total	BHE	Points
Sep 12, 2014	GARDNER-WEBB	1	2	0	2	1.000	0	0	0	0	0	0	0	0	0.0	0	2.0
Sep 12, 2014	TEXAS STATE	1	0	0	0	.000	0	0	0	0	1	0	0	0	0.0	0	0.0
Nov 08, 2014	KANSAS	1	0	0	0	.000	0	0	0	0	0	0	0	0	0.0	0	0.0
<b>Totals</b>		<b>3</b>	<b>2</b>	<b>0</b>	<b>0</b>	<b>1.000</b>	<b>0</b>	<b>0</b>	<b>0</b>	<b>0</b>	<b>1</b>	<b>0</b>	<b>0</b>	<b>0</b>	<b>0.0</b>	<b>0</b>	<b>2.0</b>

**2013 MATCH-BY-MATCH STATS**

Date	Opponent	SP	K	E	TA	Pct	A	SA	SE	RE	DIG	BS	BA	BE	Total	BHE	Points
Aug 30, 2013	vs Seattle	2	4	1	8	.375	1	0	1	0	0	0	1	0	1.0	0	4.5
Aug 30, 2013	vs UC Riverside	3	6	3	13	.231	0	0	0	0	2	0	1	0	1.0	0	6.5
Aug 31, 2013	vs Grand Canyon	4	12	2	19	.526	0	0	0	0	3	0	1	1	1.0	0	12.5
Aug 31, 2013	at Weber State	4	4	2	15	.133	0	0	0	0	3	0	2	0	2.0	0	5.0
Sep 03, 2013	ABILENE CHRISTIAN	3	5	3	16	.125	0	0	0	0	0	0	2	0	2.0	0	6.0
Sep 06, 2013	vs Montana	4	14	3	25	.440	1	0	0	0	0	0	1	0	1.0	0	14.5
Sep 06, 2013	at Washington State	3	4	1	11	.273	0	0	0	0	0	0	0	0	0.0	0	4.0
Sep 07, 2013	vs South Dakota	4	5	6	17	-.059	0	0	0	0	2	0	2	0	2.0	0	6.0
Sep 07, 2013	vs Eastern Washington	4	6	3	18	.167	0	0	0	0	1	0	2	0	2.0	0	7.0
Sep 10, 2013	at Abilene Christian	3	1	4	15	-.200	0	0	0	0	1	0	0	1	0.0	0	1.0
Sep 13, 2013	MONTANA	1	0	4	5	-.800	0	0	0	0	1	0	0	0	0.0	0	0.0
Sep 14, 2013	CAL STATE FULLERTON	3	3	1	17	.118	0	0	0	0	0	0	1	0	1.0	0	3.5
Oct 05, 2013	WEST VIRGINIA	2	0	0	2	.000	0	0	0	0	2	0	1	0	1.0	0	0.5
Oct 23, 2013	NEW MEXICO	1	0	0	1	.000	0	0	0	0	0	0	1	0	1.0	0	0.5
Oct 26, 2013	BAYLOR	1	0	0	0	.000	0	0	0	0	0	0	0	0	0.0	0	0.0
<b>Totals</b>		<b>42</b>	<b>64</b>	<b>33</b>	<b>182</b>	<b>.170</b>	<b>2</b>	<b>0</b>	<b>1</b>	<b>0</b>	<b>15</b>	<b>0</b>	<b>15</b>	<b>2</b>	<b>15.0</b>	<b>0</b>	<b>71.5</b>

**CAREER STATS**

Season	SP	MP-MS	K	K/S	E	TA	Pct	A	A/S	SA	SA/S	SE	DIG	D/S	RE	BS	BA	TB	B/S	BE	BHE	Points	Pts/S
2013	42	15-9	64	1.52	33	182	.170	2	0.05	0	0.00	1	15	0.36	0	0	15	15	0.36	2	0	71.5	1.70
2014	3	3-3	2	0.67	0	2	1.000	0	0.00	0	0.000	0	1	0.33	0	0	0	0	0.00	0	0	2.0	0.67
<b>TOTAL</b>	<b>45</b>	<b>18-12</b>	<b>66</b>	<b>1.47</b>	<b>33</b>	<b>184</b>	<b>.179</b>	<b>2</b>	<b>0.04</b>	<b>0</b>	<b>0.00</b>	<b>1</b>	<b>16</b>	<b>0.36</b>	<b>0</b>	<b>0</b>	<b>15</b>	<b>15</b>	<b>0.33</b>	<b>2</b>	<b>0</b>	<b>73.5</b>	<b>1.62</b>


**CAREER HIGHS**

Matches Played (Season)	15 (2013)
Matches Started (Season)	9 (2013)
Sets Played (Season)	42 (2013)
Kills	14, vs. Montana (Sept. 6, 2013)
Total Attacks	25, vs. Montana (Sept. 6, 2013)
Hitting Percentage	.526, vs. Grand Canyon (Aug. 31, 2013)
Assists	1, twice, last vs. Montana (Sept. 6, 2013)
Service Aces	None
Digs	3, twice, last at Weber State (Aug. 31, 2013)
Solo Blocks	None
Block Assists	2, four times, last vs. E. Washington (Sept. 7, 2013)
Total Blocks	2, four times, last vs. E. Washington (Sept. 7, 2013)





# AUDREY FRAGNIERE

# 13

OH • 5-9 • JR-2L

Neuchatel, Switzerland

Lycee Jean Piaget H.S.

## SOPHOMORE SEASON (2015)

Appeared in 19 matches, starting in 12, playing in a total of 38 sets in 2015 ... tallied 73 kills, including nine matches with five or more ... opened the season with seven kills and 11 digs against Utah State at the Texas Tech Fall Invitational ... rounded out the tourney by posting a career-high 22 digs against Houston, while also laying down eight kills against the Cougars ... matched her season-high eight kills two weeks later at UTEP, doing so in only two sets ... came off the bench against Oklahoma and delivered six kills, including several crucial points to help seal the 3-2 thriller for the Red Raiders ... posted four-straight matches of five or more kills during conference play ... put down six against TCU and West Virginia in back-to-back matches, then followed it up with eight at Texas and rounded it out with five at home against Kansas State ... also garnered Academic All-Big 12 second team honors.

## FRESHMAN SEASON (2014)

Played in nine matches, including starting in one ... In her first career start, Fragniere turned in one of the team's best offensive performances of the season, striking for 13 kills on just 19 swings, good enough for a hitting percentage of .579, in a three-set win against Gardner-Webb ... In otherwise limited action, Fragniere finished the season with 25 kills

on 75 swings, and 12 digs to go along with 7.0 total blocks ... Another notable performance from Fragniere took place against Incarnate Word, where she logged a pair of kills, and registered a career-high 3.0 total blocks.

## LYCEE JEAN PIAGET HIGH SCHOOL

Part of the silver medal squad at the 2014 Swiss U-23 Championships ... Earned another silver medal at the 2014 Swiss Cup ... Was part of the squad that won the 2014 Neuchatel Cup, and took bronze at the 2014 NLA Championships.

## PERSONAL

Born April 13, to parents Edouard and Akono Fragniere ... Three brothers -- Dylan (16), Arnaud (4) and Arthur (9 months) ... Majoring in Spanish while minoring in both German and French.



## 2015 MATCH-BY-MATCH STATS

Date	Opponent	SP	K	E	TA	Pct	A	SA	SE	RE	DIG	BS	BA	BE	Total	BHE	Score
Aug 28, 2015	UTAH STATE	3	7	4	20	.150	1	0	0	1	11	0	0	0	0.0	0	7.0
Aug 28, 2015	LOUISIANA-LAFAYETTE	1	1	2	7	-.143	0	0	0	0	3	0	0	0	0.0	0	1.0
Aug 29, 2015	HOUSTON	4	8	4	35	.114	2	0	1	1	22	0	0	1	0.0	0	8.0
Sep 04, 2015	vs Columbia	1	1	0	7	.143	1	0	0	0	2	0	1	0	1.0	0	1.5
Sep 04, 2015	at Stephen F. Austin	3	5	5	15	.000	0	0	1	0	3	0	0	0	0.0	0	5.0
Sep 12, 2015	at Navy	1	1	1	2	.000	0	0	0	0	0	0	0	0	0.0	0	1.0
Sep 15, 2015	at UTEP	2	8	4	23	.174	0	0	0	0	6	0	3	0	3.0	0	9.5
Sep 18, 2015	PORTLAND STATE	1	3	2	8	.125	0	0	1	1	5	0	0	0	0.0	0	3.0
Sep 23, 2015	OKLAHOMA	2	6	2	12	.333	0	0	0	0	0	0	1	0	1.0	0	6.5
Sep 26, 2015	at Iowa State	1	0	3	7	-.429	0	0	0	0	0	0	0	0	0.0	0	0.0
Sep 30, 2015	at Baylor	1	1	2	5	-.200	0	0	0	0	0	0	2	0	2.0	0	2.0
Oct 07, 2015	NO. 10 KANSAS	2	4	0	8	.500	0	0	0	0	0	0	0	1	0.0	0	4.0
Oct 10, 2015	TCU	3	6	6	18	.000	0	0	0	0	1	0	0	1	0.0	0	6.0
Oct 14, 2015	at West Virginia	3	6	3	16	.188	0	1	1	1	4	0	3	1	3.0	0	8.5
Oct 17, 2015	at Texas	3	8	4	22	.182	0	1	3	1	7	0	0	1	0.0	0	9.0
Oct 24, 2015	KANSAS STATE	2	5	2	11	.273	0	0	0	1	5	0	0	0	0.0	0	5.0
Oct 28, 2015	at Oklahoma	2	1	2	16	-.062	0	1	0	0	3	0	0	0	0.0	0	2.0
Nov 04, 2015	BAYLOR	2	2	2	7	.000	0	0	1	1	3	0	0	0	0.0	0	2.0
Nov 07, 2015	at Kansas State	1	0	1	3	-.333	0	0	0	0	4	0	1	1	1.0	0	0.5
<b>Totals</b>		<b>38</b>	<b>73</b>	<b>49</b>	<b>242</b>	<b>.099</b>	<b>4</b>	<b>3</b>	<b>8</b>	<b>7</b>	<b>79</b>	<b>0</b>	<b>11</b>	<b>6</b>	<b>11.0</b>	<b>0</b>	<b>81.5</b>

## 2014 MATCH-BY-MATCH STATS

Date	Opponent	SP	K	E	TA	Pct	A	SA	SE	RE	DIG	BS	BA	BE	Total	BHE	Points
Aug 29, 2014	vs Sacred Heart	1	1	0	4	.250	0	0	0	0	0	0	3	0	3.0	0	2.5
Sep 05, 2014	at UTPA	2	2	2	11	.000	0	0	0	0	5	1	0	0	1.0	0	3.0
Sep 11, 2014	UIW	1	2	1	5	.200	0	0	0	0	1	0	3	1	3.0	0	3.5
Sep 12, 2014	GARDNER-WEBB	3	13	2	19	.579	0	0	0	0	0	0	0	1	0.0	0	13.0
Sep 12, 2014	TEXAS STATE	1	1	2	4	-.250	0	0	0	0	0	0	0	0	0.0	0	1.0
Sep 19, 2014	ABILENE CHRISTIAN	2	2	2	11	.000	0	0	0	0	5	0	0	0	0.0	0	2.0
Oct 04, 2014	KANSAS STATE	1	1	0	2	.500	0	0	0	1	1	0	0	0	0.0	0	1.0
Nov 15, 2014	at West Virginia	1	1	0	11	-.182	0	0	0	0	0	0	0	0	0.0	0	1.0
Sep 27, 2014	WEST VIRGINIA	2	2	3	8	-.125	0	0	0	0	0	0	0	0	0.0	0	2.0
<b>Totals</b>		<b>14</b>	<b>25</b>	<b>15</b>	<b>75</b>	<b>.133</b>	<b>0</b>	<b>0</b>	<b>0</b>	<b>1</b>	<b>12</b>	<b>1</b>	<b>6</b>	<b>2</b>	<b>7.0</b>	<b>0</b>	<b>29.0</b>

## CAREER STATS

Season	SP	MP-MS	K	K/S	E	TA	Pct	A	A/S	SA	SA/S	SE	DIG	D/S	RE	BS	BA	TB	B/S	BE	BHE	Points	Pts/S
2014	14	9-1	25	1.79	15	75	.133	0	0.00	0	0.00	0	12	0.86	1	1	6	7	0.50	2	0	29.0	2.07
2015	38	19-12	73	1.92	49	242	.099	4	0.11	3	0.08	8	79	2.08	7	0	11	11	0.29	6	0	81.5	2.13
<b>TOTAL</b>	<b>52</b>	<b>28-13</b>	<b>98</b>	<b>1.88</b>	<b>64</b>	<b>317</b>	<b>.107</b>	<b>4</b>	<b>0.08</b>	<b>3</b>	<b>0.06</b>	<b>8</b>	<b>91</b>	<b>1.75</b>	<b>8</b>	<b>1</b>	<b>17</b>	<b>18</b>	<b>0.35</b>	<b>8</b>	<b>0</b>	<b>110.5</b>	<b>2.12</b>



## CAREER HIGHS

Matches Played (Season)	19 (2015)
Matches Started (Season)	12 (2015)
Sets Played (Season)	38 (2015)
Kills	13, vs. Gardner-Webb (Sept. 12, 2014)
Total Attacks	35, vs. Houston (Aug. 29, 2015)
Hitting Percentage	.579, vs. Gardner-Webb (Sept. 12, 2014)
Assists:	2, twice, vs. Houston (Aug. 29, 2015)
Service Aces:	1, three times, last at Oklahoma (Oct. 28, 2015)
Digs:	22, vs. Houston (Aug. 29, 2015)
Solo Blocks	1, at UTPA (Sept. 5, 2014)
Block Assists	3, four times, last at West Virginia (Oct. 14, 2015)
Total Blocks	3.0, four times, last at West Virginia (Oct. 14, 2015)





# VICTORIA HINNEBURG 1

RS • 6-4 • RSJR-2L

Leipzig, Germany

Sportgymnasium Dresden

## REDSHIRT SOPHOMORE SEASON (2015)

Appeared in 22 matches, starting 17, playing in a total of 59 sets in 2015 ... posted four matches of 10+ kills, tallying 123 on the season ... broke out with a 14-kill performance behind a hitting percentage of .370 against Houston on Aug. 29 ... racked up 10 at Stephen F. Austin on Sept. 5, with a clip of .474 ... notched a career-high 16 kills against George Washington in Maryland on Sept. 12 ... followed it up with another 10-kill night at UTEP on Sept. 15 ... set a career-high in hitting percentage against Northwestern State, with a .500 mark, while also putting down nine kills ... also racked up 54 blocks throughout the year, including a season-high of 8.0 in the season opener against Utah State ... it was one of three times she notched 5.0 or more in a match ... also received second team Academic All-Big 12 honors.

## REDSHIRT FRESHMAN SEASON (2014)

Played in five matches ... Logged the first kill of her career on Sept. 19 against Abilene Christian, and added another one on Sept. 24 against TCU ... She logged a dig in two games: Sept. 12 against Texas State, and another on Nov. 8 against Kansas ... The Red Raiders were 3-2 when she saw the floor.

## FRESHMAN SEASON (2013)

Redshirt season after suffering preseason injury ... named the Big 12 Preseason Co-Freshman of the Year prior to the season.

## SPORTGYMNASIUM HIGH SCHOOL

One of the top international recruits for the class of 2013 ... starred on three youth national championship teams (2010-12) ... was part of four regional youth championships as well ... one of the more accurate hitters in her native Germany.

## PERSONAL

Born Sept. 1, to parents Sven and Claudia Hinneburg ... has a younger brother, Niklas ... comes from athletic family as father, grandfather and great-grandfather all played soccer on one of the top Germany clubs ... management major who hopes to one day work on environmental issues.





### 2015 MATCH-BY-MATCH STATS

Date	Opponent	SP	K	E	TA	Pct	A	SA	SE	RE	DIG	BS	BA	BE	Total	BHE	Points
Aug 28, 2015	UTAH STATE	3	5	4	15	.067	0	0	0	0	3	0	8	1	8.0	0	9.0
Aug 28, 2015	LOUISIANA-LAFAYETTE	2	3	1	9	.222	0	0	0	0	1	0	2	0	2.0	0	4.0
Aug 29, 2015	HOUSTON	4	14	4	27	.370	0	0	0	0	3	1	4	0	5.0	0	17.0
Sep 04, 2015	vs Columbia	2	3	3	13	.000	0	0	0	0	3	0	2	0	2.0	0	4.0
Sep 04, 2015	at Stephen F. Austin	3	10	1	19	.474	0	0	0	0	1	0	2	0	2.0	0	11.0
Sep 05, 2015	vs Northeastern	1	1	1	2	.000	0	0	0	0	0	0	1	1	1.0	0	1.5
Sep 11, 2015	vs Maryland	3	3	2	18	.056	0	0	0	0	2	0	2	0	2.0	0	4.0
Sep 12, 2015	vs George Washington	4	16	3	30	.433	0	0	0	0	1	0	4	0	4.0	0	18.0
Sep 15, 2015	at UTEP	3	10	3	25	.280	0	0	0	0	5	0	4	1	4.0	0	12.0
Sep 18, 2015	PORTLAND STATE	4	8	3	24	.208	0	0	0	0	2	1	5	0	6.0	0	11.5
Sep 18, 2015	WASHINGTON STATE	2	4	3	11	.091	0	0	0	0	0	0	2	0	2.0	0	5.0
Sep 19, 2015	NORTHWESTERN STATE	3	9	1	16	.500	1	0	0	0	4	0	3	0	3.0	0	10.5
Sep 23, 2015	OKLAHOMA	5	6	2	23	.174	0	0	0	0	1	0	3	0	3.0	0	7.5
Sep 26, 2015	at Iowa State	3	6	3	17	.176	0	0	0	0	1	0	0	0	0.0	0	6.0
Sep 30, 2015	at Baylor	3	7	2	20	.250	0	0	0	0	0	0	1	0	1.0	0	7.5
Oct 17, 2015	at Texas	1	0	0	1	.000	0	0	0	0	0	0	0	0	0.0	0	0.0
Oct 24, 2015	KANSAS STATE	3	6	3	14	.214	0	0	0	0	0	0	1	0	1.0	0	6.5
Oct 28, 2015	at Oklahoma	1	0	0	0	.000	0	0	0	0	0	0	0	0	0.0	0	0.0
Oct 30, 2015	TEXAS	2	3	3	7	.000	0	0	0	0	0	0	2	0	2.0	0	4.0
Nov 04, 2015	BAYLOR	4	6	2	19	.211	0	0	0	0	2	1	2	0	3.0	0	8.0
Nov 07, 2015	at Kansas State	1	0	1	4	-.250	0	0	0	0	0	0	0	0	0.0	0	0.0
Nov 18, 2015	at TCU	2	3	3	10	.000	0	0	0	0	2	0	3	0	3.0	0	4.5
<b>Totals</b>		<b>59</b>	<b>123</b>	<b>48</b>	<b>324</b>	<b>.231</b>	<b>1</b>	<b>0</b>	<b>0</b>	<b>0</b>	<b>31</b>	<b>3</b>	<b>51</b>	<b>3</b>	<b>54.0</b>	<b>0</b>	<b>151.5</b>

### 2014 MATCH-BY-MATCH STATS

Date	Opponent	SP	K	E	TA	Pct	A	SA	SE	RE	DIG	BS	BA	BE	Total	BHE	Points
Sep 12, 2014	GARDNER-WEBB	1	0	0	0	.000	0	0	0	0	1	0	0	0	0.0	0	0.0
Sep 19, 2014	ABILENE CHRISTIAN	1	1	0	2	.500	0	0	0	0	0	0	0	0	0.0	0	1.0
Sep 24, 2014	TCU	1	1	0	1	1.000	0	0	0	0	0	0	0	0	0.0	0	1.0
Nov 05, 2014	TEXAS	1	0	0	1	.000	0	0	0	0	0	0	0	0	0.0	0	0.0
Nov 08, 2014	KANSAS	1	0	0	0	.000	0	0	0	0	1	0	0	0	0.0	0	0.0
<b>Totals</b>		<b>5</b>	<b>2</b>	<b>0</b>	<b>4</b>	<b>.500</b>	<b>0</b>	<b>0</b>	<b>0</b>	<b>0</b>	<b>2</b>	<b>0</b>	<b>0</b>	<b>0</b>	<b>0.0</b>	<b>0</b>	<b>2.0</b>

### CAREER STATS

Season	SP	MP-MS	K	K/S	E	TA	Pct	A	A/S	SA	SA/S	SE	DIG	D/S	RE	BS	BA	TB	B/S	BE	BHE	Points	Pts/S
2014	5	5-0	2	0.40	0	4	.500	0	0.00	0	0.00	0	2	0.40	0	0	0	0	0.00	0	0	2.0	0.40
2015	59	22-17	123	2.08	48	324	.231	1	0.02	0	0.00	0	31	0.53	0	3	51	54	0.92	3	0	151.5	2.56
<b>TOTAL</b>	<b>64</b>	<b>27-17</b>	<b>125</b>	<b>1.95</b>	<b>48</b>	<b>328</b>	<b>.235</b>	<b>1</b>	<b>0.02</b>	<b>0</b>	<b>0.00</b>	<b>0</b>	<b>33</b>	<b>0.52</b>	<b>0</b>	<b>3</b>	<b>51</b>	<b>54</b>	<b>0.84</b>	<b>3</b>	<b>0</b>	<b>153.5</b>	<b>2.39</b>



### CAREER HIGHS

Matches Played (Season) \_\_\_\_\_ 22 (2015)  
 Matches Started (Season) \_\_\_\_\_ 17 (2015)  
 Sets Played (Season) \_\_\_\_\_ 59 (2015)  
 Kills: \_\_\_\_\_ 16, vs. George Washington (Sept. 12, 2015)  
 Total Attacks: \_\_\_\_\_ 30, vs. George Washington (Sept. 12, 2015)  
 Hitting Percentage (Min. 5 Kills): \_\_\_\_ .500, vs. Northwestern State (Sept. 19, 2015)  
 Assists: \_\_\_\_\_ 1, vs. Northwestern State (Sept. 19, 2015)  
 Service Aces: \_\_\_\_\_ N/A  
 Digs: \_\_\_\_\_ 5, at UTEP (Sept. 15, 2015)  
 Solo Blocks: \_\_\_\_\_ 1, three times, last vs. Baylor (Nov. 4, 2015)  
 Block Assists: \_\_\_\_\_ 8, vs. Utah State (Aug. 28, 2015)  
 Total Blocks: \_\_\_\_\_ 8.0, vs. Utah State (Aug. 28, 2015)



ASHLEY  
MORGAN

9

DS • 5-8 • JR-2L  
Plano, Texas  
Prestonwood Christian

SOPHOMORE SEASON (2015)

Appeared in all 30 matches, starting two, playing in a total of 88 sets during her second season donning the scarlet & black ... notched 180 digs, the third-most on the team, putting up double-digit marks in six matches ... recorded 10 in the final match of the first tournament of the season against Houston ... added several quality performances before improving her season-high to 11 against Portland State on Sept. 18 ... against TCU, she put up 14 digs and then hit a career-high 16 vs. Baylor on Nov. 4 ... also recorded 14 service aces, including three against Houston ... was named to the 2015 Academic All-Big 12 First Team.

FRESHMAN SEASON (2014)

Saw significant playing time as a freshman, playing in 23 matches, starting in three of them ... Her 111 digs ranked sixth on the team, as did her 1.73 digs per set average ... She logged two kills and nine assists from the back line, to go along with eight service aces, good enough for fifth-best on the team ... Registered double-digit digs three times, logging 11 against both Bucknell and Lamar, before recording her career high of 12 on Sept. 20, against Air Force.

PRESTONWOOD HIGH SCHOOL

Was named MVP of her 5A district in 2013 ... first team All-State selection in both 2012 and 2013, as well as first team All-District in both of those years ... Was named TAPPS Defensive Player of the Year in 2012 ... Led her team to a state runner-up finish in 2012, and a state tournament appearance in 2013 ... Defensive player of the year in 2012 & 2014 at Skyline Juniors Volleyball.

HIGH SCHOOL

Born to parents Ellen Ewing and Sean Morgan ... Has one brother, Christian, age 20, who played football at Ole Miss ... Majoring in public relations and wants to become an event planner.



CAREER HIGHS	
Matches Played (Season)	30 (2015)
Matches Started (Season)	3 (2014)
Sets Played (Season)	65 (2015)
Kills	1, six times, last vs. Maryland (Sept. 11, 2015)
Total Attacks	5, twice, vs. Columbia (Sept. 4, 2015)
Hitting Percentage (Min. 5 Kills)	N/A
Assists	3, twice, last at Oklahoma (Oct. 28, 2015)
Service Aces	3, vs. Houston (Aug. 29, 2015)
Digs	16, vs. Baylor (Nov. 4, 2015)
Solo Blocks	N/A
Block Assists	N/A
Total Blocks	N/A

## 2015 MATCH-BY-MATCH STATS

Date	Opponent	SP	K	E	TA	Pct	A	SA	SE	RE	DIG	BS	BA	BE	Total	BHE	Points
Aug 28, 2015	UTAH STATE	3	0	0	1	.000	2	0	1	1	4	0	0	0	0.0	0	0.0
Aug 28, 2015	LOUISIANA-LAFAYETTE	3	1	0	3	.333	1	1	1	0	6	0	0	0	0.0	0	2.0
Aug 29, 2015	HOUSTON	4	0	1	3	-.333	0	3	1	0	10	0	0	0	0.0	0	3.0
Sep 04, 2015	vs Columbia	3	1	2	5	-.200	0	0	1	0	7	0	0	0	0.0	0	1.0
Sep 04, 2015	at Stephen F. Austin	3	0	0	3	.000	2	1	2	0	2	0	0	0	0.0	0	1.0
Sep 05, 2015	vs Northeastern	3	0	0	0	.000	0	0	1	0	7	0	0	0	0.0	0	0.0
Sep 05, 2015	vs South Dakota State	3	1	0	2	.500	1	1	2	0	6	0	0	0	0.0	0	2.0
Sep 11, 2015	vs Maryland	4	1	0	2	.500	2	0	1	1	3	0	0	0	0.0	0	1.0
Sep 12, 2015	at Navy	3	0	0	0	.000	2	1	1	0	3	0	0	0	0.0	0	1.0
Sep 12, 2015	vs George Washington	4	0	0	0	.000	1	0	0	3	9	0	0	0	0.0	0	0.0
Sep 15, 2015	at UTEP	3	0	1	2	-.500	2	1	2	0	6	0	0	0	0.0	0	1.0
Sep 18, 2015	PORTLAND STATE	4	0	0	0	.000	3	0	0	0	11	0	0	0	0.0	0	0.0
Sep 18, 2015	WASHINGTON STATE	2	0	0	0	.000	0	0	0	0	1	0	0	0	0.0	0	0.0
Sep 19, 2015	NORTHWESTERN STATE	2	0	0	0	.000	0	0	0	0	0	0	0	0	0.0	0	0.0
Sep 23, 2015	OKLAHOMA	5	0	0	0	.000	2	1	0	0	8	0	0	0	0.0	0	1.0
Sep 26, 2015	at Iowa State	3	0	0	0	.000	1	2	0	2	10	0	0	0	0.0	0	2.0
Sep 30, 2015	at Baylor	3	0	0	2	.000	1	0	1	0	2	0	0	0	0.0	0	0.0
Oct 07, 2015	NO. 10 KANSAS	3	0	0	0	.000	0	0	1	0	7	0	0	0	0.0	0	0.0
Oct 10, 2015	TCU	3	0	0	0	.000	1	1	0	1	14	0	0	0	0.0	0	1.0
Oct 14, 2015	at West Virginia	3	0	0	0	.000	0	1	0	0	4	0	0	0	0.0	0	1.0
Oct 17, 2015	at Texas	3	0	0	1	.000	1	0	0	0	7	0	0	0	0.0	0	0.0
Oct 24, 2015	KANSAS STATE	1	0	0	0	.000	1	0	0	1	0	0	0	0	0.0	0	0.0
Oct 28, 2015	at Oklahoma	3	0	0	0	.000	3	0	0	3	11	0	0	0	0.0	0	0.0
Oct 30, 2015	TEXAS	3	0	0	0	.000	0	0	1	0	8	0	0	0	0.0	0	0.0
Nov 04, 2015	BAYLOR	4	0	0	1	.000	2	1	1	2	16	0	0	0	0.0	0	1.0
Nov 07, 2015	at Kansas State	3	0	0	0	.000	1	0	0	0	9	0	0	0	0.0	0	0.0
Nov 13, 2015	WEST VIRGINIA	3	0	0	0	.000	2	0	0	0	4	0	0	0	0.0	0	0.0
Nov 18, 2015	at TCU	1	0	0	0	.000	0	0	0	0	0	0	0	0	0.0	0	0.0
Nov 21, 2015	IOWA STATE	1	0	0	0	.000	0	0	0	0	1	0	0	0	0.0	0	0.0
Nov 28, 2015	at No. 10 Kansas	2	0	0	0	.000	0	0	0	2	4	0	0	0	0.0	0	0.0
<b>Totals</b>		<b>88</b>	<b>4</b>	<b>4</b>	<b>25</b>	<b>.000</b>	<b>31</b>	<b>14</b>	<b>17</b>	<b>16</b>	<b>180</b>	<b>0</b>	<b>0</b>	<b>0</b>	<b>0.0</b>	<b>0</b>	<b>18.0</b>

## 2014 MATCH-BY-MATCH STATS

Date	Opponent	SP	K	E	TA	Pct	A	SA	SE	RE	DIG	BS	BA	BE	Total	BHE	Points
Aug 29, 2014	vs Sacred Heart	3	0	0	0	.000	1	1	2	1	3	0	0	0	0.0	0	1.0
Aug 29, 2014	vs BUCKNELL	5	0	0	1	.000	1	1	0	2	11	0	0	0	0.0	0	1.0
Aug 30, 2014	at Cal State Fullerton	3	0	0	1	.000	1	1	0	0	6	0	0	0	0.0	0	1.0
Sep 05, 2014	vs AMCC	4	1	2	5	-.200	0	1	1	0	7	0	0	0	0.0	0	2.0
Sep 05, 2014	at UTPA	3	0	1	1	-1.000	0	0	0	1	6	0	0	0	0.0	0	0.0
Sep 06, 2014	vs LU	4	1	0	1	1.000	1	0	0	1	11	0	0	0	0.0	0	1.0
Sep 11, 2014	UIW	3	0	0	0	.000	1	0	1	1	7	0	0	0	0.0	0	0.0
Sep 12, 2014	GARDNER-WEBB	3	0	0	2	.000	1	1	2	0	9	0	0	0	0.0	0	1.0
Sep 12, 2014	TEXAS STATE	5	0	0	2	.000	1	1	2	0	8	0	0	0	0.0	0	1.0
Sep 19, 2014	ABILENE CHRISTIAN	2	0	0	0	.000	0	0	0	0	3	0	0	0	0.0	0	0.0
05Sep 19, 2014	WEBER STATE	5	0	0	0	.000	1	0	1	0	7	0	0	0	0.0	0	0.0
Sep 20, 2014	AIR FORCE	4	0	1	1	-1.000	0	2	0	0	12	0	0	0	0.0	0	2.0
Sep 24, 2014	TCU	3	0	0	1	.000	0	0	0	0	1	0	0	0	0.0	0	0.0
Oct 01, 2014	at Baylor	5	0	1	1	-1.000	0	0	1	2	7	0	0	0	0.0	0	0.0
Oct 04, 2014	KANSAS STATE	3	0	0	0	-.667	0	0	2	1	4	0	0	0	0.0	0	0.0
Oct 09, 2014	at Texas	3	0	2	3	.000	1	0	0	0	3	0	0	0	0.0	0	0.0
Oct 15, 2014	at Oklahoma	1	0	0	0	.000	0	0	1	0	0	0	0	0	0.0	0	0.0
Oct 18, 2014	IOWA STATE	1	0	0	0	.000	0	0	0	0	1	0	0	0	0.0	0	0.0
Oct 29, 2014	BAYLOR	1	0	0	1	.000	0	0	0	0	1	0	0	0	0.0	0	0.0
Sep 27, 2014	WEST VIRGINIA	2	0	0	1	.000	0	0	0	1	3	0	0	0	0.0	0	0.0
Nov 22, 2014	OKLAHOMA	1	0	0	0	.000	0	0	0	0	1	0	0	0	0.0	0	0.0
Nov 20, 2015	IOWA STATE	1	0	0	0	.000	0	0	0	0	1	0	0	0	0.0	0	0.0
<b>Totals</b>		<b>65</b>	<b>2</b>	<b>7</b>	<b>21</b>	<b>-.238</b>	<b>9</b>	<b>8</b>	<b>13</b>	<b>10</b>	<b>112</b>	<b>0</b>	<b>0</b>	<b>0</b>	<b>0.0</b>	<b>0</b>	<b>10.0</b>

## CAREER STATS

Season	SP	MP-MS	K	K/S	E	TA	Pct	A	A/S	SA	SA/S	SE	DIG	D/S	RE	BS	BA	TB	B/S	BE	BHE	Points	Pts/S
2014	64	21-3	2	0.03	7	21	-.238	9	0.14	8	0.12	13	111	1.73	10	0	0	0	0.00	0	0	10.0	0.16
2015	88	30-2	4	0.05	4	25	.000	31	0.35	14	0.16	17	180	2.05	16	0	0	0	0.00	0	0	18.0	0.20
<b>TOTAL</b>	<b>152</b>	<b>51-5</b>	<b>6</b>	<b>0.04</b>	<b>11</b>	<b>46</b>	<b>-.109</b>	<b>40</b>	<b>0.26</b>	<b>22</b>	<b>0.14</b>	<b>30</b>	<b>291</b>	<b>1.91</b>	<b>26</b>	<b>0</b>	<b>0</b>	<b>0</b>	<b>0.00</b>	<b>0</b>	<b>0</b>	<b>28.0</b>	<b>0.18</b>





# ALYSSA YBANEZ

# 11

OH • 5-11 • JR-2L

Rancho Cucamonga, Calif.

Rim Of The World

## SOPHOMORE SEASON (2015)

Appeared in 18 matches, starting 10, for a total of 39 sets played in her second season donning the scarlet & black ... put up a nice total of 69 kills during the 2015 season, improving her average from a year ago to 1.77 per set ... began the season with two strong hitting clips, going .667 against Columbia and .714 vs. Northeastern, recording four and five kills in those matches, respectively ... followed it up with an eight-kill performance against South Dakota State, never committing an error during that three-match stretch ... the eight kills would stand as a season-high, but she would throw down a trio of lucky 7's during conference play ... the first two came at home vs. No. 10 Kansas and TCU, followed by a 3-0 road victory at West Virginia ... she would add six more in the second match against the Mountaineers at home on Nov. 13 ... totaled 19.0 blocks and nine digs in 2015 ... was also named to the 2015 Academic All-Big 12 Second Team.

## FRESHMAN SEASON (2014)

Was immediately a fixture for the Red Raiders, starting in 16 matches and appearing in 22 matches overall ... Ranked fifth on the team notching an impressive 100 kills, to the tune of 1.47 per set ... She was also a force on the defensive side at the net, totaling 42 blocks, good enough for third on the team ... Ybanez also had 30 digs, and added three assists ... Had easily the best match of her young career in a heart-stopping five-set win at Baylor, totaling 13 kills in just 24 swings and four huge stuffs at the net, leading Tech to its first win in Waco since 2005.

## LOS OSOS HIGH SCHOOL

Talented outside hitter who led her team to three CIF finals, one CIF Championship and one state semi-final appearance ... She was also named offensive MVP of the team ... Earned All-CIF honors, and was a three-time All-League performer.

## PERSONAL

Born to parents Avacadio & Carole Ybanez ... has three siblings -- Brittany (26), Chelsea (21) and Taylor (13) ... Sister Chelsea also plays volleyball ... Majoring in public relations.

## CAREER STATS

Season	SP	MP-MS	K	K/S	E	TA	Pct	A	A/S	SA	SA/S	SE	DIG	D/S	RE	BS	BA	TB	B/S	BE	BHE	Points	Pts/S
2014	68	22-16	100	1.47	55	247	.182	3	0.04	0	0.00	0	30	0.44	1	4	38	42	0.62	0	1	123.0	1.81
2015	39	18-10	69	1.77	43	190	.137	2	0.05	0	0.00	0	9	0.23	0	1	18	19	0.49	1	0	79.0	2.03
<b>TOTAL</b>	<b>107</b>	<b>40-26</b>	<b>169</b>	<b>1.58</b>	<b>98</b>	<b>437</b>	<b>.162</b>	<b>5</b>	<b>0.05</b>	<b>0</b>	<b>0.00</b>	<b>0</b>	<b>39</b>	<b>0.36</b>	<b>1</b>	<b>5</b>	<b>56</b>	<b>61</b>	<b>0.57</b>	<b>1</b>	<b>1</b>	<b>202.0</b>	<b>1.89</b>




**2015 MATCH-BY-MATCH STATS**

Date	Opponent	SP	K	E	TA	Pct	A	SA	SE	RE	DIG	BS	BA	BE	Total	BHE	Points
Aug 28, 2015	LOUISIANA-LAFAYETTE	1	4	2	9	.222	0	0	0	0	0	0	2	0	2.0	0	5.0
Sep 04, 2015	vs Columbia	1	4	0	6	.667	0	0	0	0	0	0	0	0	0.0	0	4.0
Sep 05, 2015	vs Northeastern	2	5	0	7	.714	0	0	0	0	0	0	1	0	1.0	0	5.5
Sep 05, 2015	vs South Dakota State	3	8	0	16	.500	0	0	0	0	1	0	0	0	0.0	0	8.0
Sep 11, 2015	vs Maryland	1	1	1	4	.000	0	0	0	0	0	0	2	0	2.0	0	2.0
Sep 12, 2015	at Navy	3	3	5	16	-.125	0	0	0	0	0	0	2	0	2.0	0	4.0
Sep 18, 2015	WASHINGTON STATE	2	2	3	5	-.200	0	0	0	0	0	0	1	0	1.0	0	2.5
Sep 19, 2015	NORTHWESTERN STATE	1	0	0	0	0.00	0	0	0	0	0	0	0	0	0.0	0	0.0
Oct 07, 2015	NO. 10 KANSAS	3	7	3	16	.250	0	0	0	0	2	0	1	0	1.0	0	7.5
Oct 10, 2015	TCU	3	7	1	18	.333	2	0	0	0	1	0	0	0	0.0	0	7.0
Oct 14, 2015	at West Virginia	3	7	4	14	.214	0	0	0	0	1	0	2	0	2.0	0	8.0
Oct 17, 2015	at Texas	3	3	4	12	-.083	0	0	0	0	0	0	1	0	1.0	0	3.5
Oct 24, 2015	KANSAS STATE	3	3	4	18	-.056	0	0	0	0	4	0	2	0	2.0	0	4.0
Oct 28, 2015	at Oklahoma	2	3	4	11	-.091	0	0	0	0	0	0	0	0	0.0	0	3.0
Oct 30, 2015	TEXAS	2	3	3	7	.000	0	0	0	0	0	0	0	1	0.0	0	3.0
Nov 07, 2015	at Kansas State	2	3	1	13	.154	0	0	0	0	0	1	0	0	1.0	0	4.0
Nov 13, 2015	WEST VIRGINIA	3	6	5	14	.071	0	0	0	0	0	0	4	0	4.0	0	8.0
Nov 18, 2015	at TCU	1	0	3	4	-.750	0	0	0	0	0	0	0	0	0.0	0	0.0
<b>Totals</b>		<b>39</b>	<b>69</b>	<b>43</b>	<b>190</b>	<b>.137</b>	<b>2</b>	<b>0</b>	<b>0</b>	<b>0</b>	<b>9</b>	<b>1</b>	<b>18</b>	<b>1</b>	<b>19.0</b>	<b>0</b>	<b>79.0</b>

**2014 MATCH-BY-MATCH STATS**

Date	Opponent	SP	K	E	TA	Pct	A	SA	SE	RE	DIG	BS	BA	BE	Total	BHE	Points
Aug 29, 2014	vs BUCKNELL	2	3	0	3	1.000	0	0	0	0	0	0	1	0	1.0	0	3.5
Sep 05, 2014	vs AMCC	1	0	1	3	-.333	1	0	0	0	2	0	0	0	0.0	0	0.0
Sep 05, 2014	at UTPA	3	4	0	11	.364	1	0	0	0	2	0	5	0	5.0	0	6.5
Sep 06, 2014	vs LU	4	5	3	10	.200	1	0	0	0	1	0	4	0	4.0	0	7.0
Sep 11, 2014	UIW	3	4	0	13	.308	0	0	0	0	0	0	3	0	3.0	0	5.5
Sep 12, 2014	GARDNER-WEBB	3	4	0	6	.667	0	0	0	0	1	0	2	0	2.0	0	5.0
Sep 12, 2014	TEXAS STATE	5	6	4	13	.154	0	0	0	0	1	1	3	0	4.0	0	8.5
Sep 19, 2014	ABILENE CHRISTIAN	3	5	2	9	.333	0	0	0	0	1	0	1	0	1.0	1	5.5
Sep 19, 2014	WEBER STATE	5	8	4	16	.250	0	0	0	0	3	1	4	0	5.0	0	11.0
Sep 20, 2014	AIR FORCE	4	9	4	18	.278	0	0	0	0	2	1	2	0	3.0	0	11.0
Sep 24, 2014	TCU	4	5	2	13	.231	0	0	0	0	4	0	2	0	2.0	0	6.0
Oct 01, 2014	at Baylor	5	13	5	24	.333	0	0	0	0	2	0	4	0	4.0	0	15.0
Oct 04, 2014	KANSAS STATE	3	8	3	23	.217	0	0	0	0	0	1	1	0	2.0	0	9.5
Oct 09, 2014	at Texas	2	1	3	7	-.286	0	0	0	0	1	0	0	0	0.0	0	1.0
Oct 15, 2014	at Oklahoma	4	6	3	16	.188	0	0	0	1	2	0	2	0	2.0	0	7.0
Oct 18, 2014	IOWA STATE	3	2	5	9	-.333	0	0	0	0	1	0	0	0	0.0	0	2.0
Oct 25, 2014	at Kansas	3	7	4	18	.167	0	0	0	0	1	0	1	0	1.0	0	7.5
Oct 29, 2014	BAYLOR	2	1	3	6	-.333	0	0	0	0	0	0	0	0	0.0	0	1.0
Nov 08, 2014	KANSAS	1	0	2	3	-.667	0	0	0	0	0	0	0	0	0.0	0	0.0
Nov 15, 2014	at West Virginia	3	5	4	12	.083	0	0	0	0	0	0	3	0	3.0	0	6.5
Nov 19, 2014	at TCU	2	1	2	7	-.143	0	0	0	0	2	0	0	0	0.0	0	1.0
Sep 27, 2014	WEST VIRGINIA	3	3	1	7	.286	0	0	0	0	4	0	0	0	0.0	0	3.0
<b>Totals</b>		<b>68</b>	<b>100</b>	<b>55</b>	<b>247</b>	<b>.182</b>	<b>3</b>	<b>0</b>	<b>0</b>	<b>1</b>	<b>30</b>	<b>4</b>	<b>38</b>	<b>0</b>	<b>42.0</b>	<b>1</b>	<b>123.0</b>



**BRIANNA GRANT** set single-game career highs in hitting percentage and solo blocks in 2013

**CAREER HIGHS**

Matches Played (Season)	22 (2014)
Matches Started (Season)	16 (2014)
Sets Played (Season)	68 (2014)
Kills	13, at Baylor (Oct. 1, 2014)
Total Attacks	24, at Baylor (Oct. 1, 2014)
Hitting Percentage	.714, vs. Northeastern (Sept. 5, 201)
Assists	2, vs. TCU (Oct. 10, 2015)
Service Aces	N/A
Digs	4, three times, last vs. Kansas State (Oct. 24, 2015)
Solo Blocks	1, five times, last vs. Kansas State (Nov. 7, 2015)
Block Assists	5, at UTPA (Sept. 5, 2014)
Total Blocks	5.0, twice, last vs. Weber State (Sept. 19, 2014)





# TITA AKIU

# 7

LIB • 5-7 • SO-1L

Honolulu, Hawaii

Kamehameha Schools

## FRESHMAN SEASON (2015)

Competed in all 30 matches for the Red Raiders in her debut season, playing in 91 sets overall ... recorded four matches of double-digit digs ... posted double-digit marks in back-to-back matches against Portland State (14) and Washington State (11) at the Lone Star Showdown ... her 14 against Portland State was the team-high ... opened Big 12 action against Oklahoma with a season-high 15 digs ... ended the 2015 season with 10 at No. 9 Kansas ... finished the season with a total of 166 digs ... she also added 30 assists and 15 service aces.

## PERSONAL

2013 All-State Honorable Mention ... Three-Year Varsity Starter ... 2011 AAU Regional Champion and Tournament MVP ... Also finished fourth at the state track & field meet in the triple jump.



2015 MATCH-BY-MATCH STATS

Date	Opponent	SP	K	E	TA	Pct	A	SA	SE	RE	DIG	BS	BA	BE	Total	BHE	Points
Aug 28, 2015	UTAH STATE	1	0	0	0	.000	0	0	0	0	1	0	0	0	0.0	0	0.0
Aug 28, 2015	LOUISIANA-LAFAYETTE	2	0	1	1	-1.000	0	0	1	0	5	0	0	0	0.0	0	0.0
Aug 29, 2015	HOUSTON	2	0	0	0	.000	1	0	0	0	4	0	0	0	0.0	0	0.0
Sep 04, 2015	vs Columbia	3	0	0	0	.000	0	1	0	0	2	0	0	0	0.0	0	1.0
Sep 04, 2015	at Stephen F. Austin	3	0	1	2	-.500	0	0	1	0	7	0	0	0	0.0	0	0.0
Sep 05, 2015	vs Northeastern	3	0	0	1	.000	2	2	0	0	2	0	0	0	0.0	0	2.0
Sep 05, 2015	vs South Dakota State	3	0	0	0	.000	1	0	0	0	5	0	0	0	0.0	0	0.0
Sep 11, 2015	vs Maryland	2	0	0	0	.000	1	0	0	1	1	0	0	0	0.0	0	0.0
Sep 12, 2015	at Navy	3	0	1	3	-.333	1	0	1	1	3	0	0	0	0.0	0	0.0
Sep 12, 2015	vs George Washington	4	0	0	1	.000	2	0	1	0	6	0	0	0	0.0	0	0.0
Sep 15, 2015	at UTEP	3	0	1	1	-1.000	1	1	0	0	6	0	0	0	0.0	0	1.0
Sep 18, 2015	PORTLAND STATE	4	0	2	4	-.500	2	1	0	0	14	0	0	0	0.0	0	1.0
Sep 18, 2015	WASHINGTON STATE	3	0	0	2	.000	2	0	0	0	11	0	0	0	0.0	0	0.0
Sep 19, 2015	NORTHWESTERN STATE	3	1	0	2	.500	0	1	0	0	3	0	0	0	0.0	0	2.0
Sep 23, 2015	OKLAHOMA	5	0	1	1	-1.000	3	2	1	1	15	0	0	0	0.0	0	2.0
Sep 26, 2015	at Iowa State	3	0	0	1	.000	0	1	2	0	6	0	0	0	0.0	0	1.0
Sep 30, 2015	at Baylor	3	0	0	0	.000	0	0	1	0	7	0	0	0	0.0	0	0.0
Oct 07, 2015	NO. 10 KANSAS	3	0	0	2	.000	1	1	1	0	6	0	0	0	0.0	0	1.0
Oct 10, 2015	TCU	3	0	0	3	.000	0	0	1	1	4	0	0	0	0.0	0	0.0
Oct 14, 2015	at West Virginia	3	0	0	2	.000	0	0	1	0	2	0	0	0	0.0	0	0.0
Oct 17, 2015	at Texas	3	0	0	4	.000	2	1	0	0	3	0	0	0	0.0	0	1.0
Oct 24, 2015	KANSAS STATE	3	0	0	2	.000	0	0	1	0	3	0	0	0	0.0	0	0.0
Oct 28, 2015	at Oklahoma	3	1	1	3	.000	0	0	2	0	6	0	0	0	0.0	1	1.0
Oct 30, 2015	TEXAS	3	0	0	3	.000	4	2	0	0	7	0	0	0	0.0	0	2.0
Nov 04, 2015	BAYLOR	4	0	2	8	-.250	2	0	1	0	2	0	0	0	0.0	0	0.0
Nov 07, 2015	at Kansas State	3	0	0	0	.000	1	1	1	0	5	0	0	0	0.0	0	1.0
Nov 13, 2015	WEST VIRGINIA	3	0	0	2	.000	0	0	1	0	8	0	0	0	0.0	0	0.0
Nov 18, 2015	at TCU	3	0	1	2	-.500	2	0	1	0	5	0	0	0	0.0	0	0.0
Nov 21, 2015	IOWA STATE	4	0	0	0	.000	1	1	2	4	7	0	0	0	0.0	0	1.0
Nov 28, 2015	at No. 10 Kansas	3	0	1	1	-1.000	1	0	1	0	10	0	0	0	0.0	0	0.0
<b>Totals</b>		<b>91</b>	<b>2</b>	<b>12</b>	<b>51</b>	<b>-.196</b>	<b>30</b>	<b>15</b>	<b>21</b>	<b>8</b>	<b>166</b>	<b>0</b>	<b>0</b>	<b>0</b>	<b>0.0</b>	<b>1</b>	<b>17.0</b>

CAREER STATS

Season	SP	MP-MS	K	K/S	E	TA	Pct	A	A/S	SA	SA/S	SE	DIG	D/S	RE	BS	BA	TB	B/S	BE	BHE	Points	Pts/S
2015	91	30-13	2	0.02	12	51	-.196	30	0.33	15	0.16	21	166	1.82	8	0	0	0	0.00	0	1	17.0	0.19
<b>TOTAL</b>	<b>91</b>	<b>30-13</b>	<b>2</b>	<b>0.02</b>	<b>12</b>	<b>51</b>	<b>-.196</b>	<b>30</b>	<b>0.33</b>	<b>15</b>	<b>0.16</b>	<b>21</b>	<b>166</b>	<b>1.82</b>	<b>8</b>	<b>0</b>	<b>0</b>	<b>0</b>	<b>0.00</b>	<b>0</b>	<b>1</b>	<b>17.0</b>	<b>0.19</b>



WHITNEY FORD set career highs in kills, attempts and blocks in a Sept. 25 match against Oklahoma

CAREER HIGHS

Matches Played (Season)	30 (2015)
Matches Started (Season)	13 (2015)
Sets Played (Season)	91 (2015)
Kills	1, twice, last at Oklahoma (Oct. 28, 2015)
Total Attacks	8, vs. Baylor (Nov. 4, 2015)
Hitting Percentage (Min. 5 Kills)	N/A
Assists	4, vs. No. 2 Texas (Oct. 30, 2015)
Service Aces	2, three times, last vs. No. 2 Texas (Oct. 30, 2015)
Digs	15, vs. Oklahoma (Sept. 23, 2015)
Solo Blocks	N/A
Block Assists	N/A
Total Blocks	N/A





# KATELYN BRYANT

# 26

LIB • 5-4 • SO-1L

McKinney, Texas

McKinney Boyd HS

## FRESHMAN SEASON (2015)

Appeared in 20 matches, starting one, playing in 44 sets overall during her first year in the scarlet & black ... posted a season-high eight digs against Maryland on Sept. 11, at the Kristen Dickmann Invitational ... it was also the match she earned her first career start ... also notched a season-high three assists against the Terapins ... racked up 47 digs overall in 2015, picking up multiple digs in 12 of those contests.

## MCKINNEY BOYD HIGH SCHOOL

2014 Team Captain, First team All-District and second team Academic All-State ... Recipient of the McKinney Boyd Leadership Award for a team that was District 6-6A Champs and Bi-District champs in 2014 ... 2013 All-District Honorable Mention ... Skyline Juniors Volleyball Defensive MVP ... Selected to VYPE's DFW 100 Queens of the Court in 2013 ... 2013 District Co-Champion and Bi-District Champion ... 2012 State Semifinalist ... Played club volleyball for six years, qualifying for nationals at the highest-possible level each time.



## CAREER HIGHS

Matches Played (Season)	20 (2015)
Matches Started (Season)	1 (2015)
Sets Played (Season)	44 (2015)
Kills	N/A
Total Attacks	1, four times, last at No. 9 Kansas (Nov. 28, 2015)
Hitting Percentage (Min. 5 Kills)	N/A
Assists	3, vs. Maryland (Sept. 11, 2015)
Service Aces	1, four times, last vs. Iowa State (Nov. 21, 2015)
Digs	8, vs. Maryland (Sept. 11, 2015)
Solo Blocks	N/A
Block Assists	N/A
Total Blocks	N/A

## CAREER STATS

Season	SP	MP-MS	K	K/S	E	TA	Pct	A	A/S	SA	SA/S	SE	DIG	D/S	RE	BS	BA	TB	B/S	BE	BHE	Points	Pts/S
2015	44	20-1	0	0.00	0	4	.000	6	0.14	4	0.09	7	47	1.07	8	0	0	0	0.00	0	0	4.0	0.09
<b>TOTAL</b>	<b>44</b>	<b>20-1</b>	<b>0</b>	<b>0.00</b>	<b>0</b>	<b>4</b>	<b>.000</b>	<b>6</b>	<b>0.14</b>	<b>4</b>	<b>0.09</b>	<b>7</b>	<b>47</b>	<b>1.07</b>	<b>8</b>	<b>0</b>	<b>0</b>	<b>0</b>	<b>0.00</b>	<b>0</b>	<b>0</b>	<b>4.0</b>	<b>0.09</b>

## 2015 MATCH-BY-MATCH STATS

Date	Opponent	SP	K	E	TA	Pct	A	SA	SE	RE	DIG	BS	BA	BE	Total	BHE	Points
Aug 28, 2015	UTAH STATE	2	0	0	0	.000	0	0	1	0	1	0	0	0	0.0	0	0.0
Aug 28, 2015	LOUISIANA-LAFAYETTE	1	0	0	0	.000	0	0	0	1	2	0	0	0	0.0	0	0.0
Sep 04, 2015	vs Columbia	2	0	0	0	.000	0	0	1	0	1	0	0	0	0.0	0	0.0
Sep 05, 2015	vs Northeastern	2	0	0	1	.000	0	0	1	0	2	0	0	0	0.0	0	0.0
Sep 05, 2015	vs South Dakota State	2	0	0	1	.000	1	0	0	0	6	0	0	0	0.0	0	0.0
Sep 11, 2015	vs Maryland	4	0	0	1	.000	3	0	1	2	8	0	0	0	0.0	0	0.0
Sep 12, 2015	vs George Washington	1	0	0	0	.000	0	0	0	0	0	0	0	0	0.0	0	0.0
Sep 15, 2015	at UTEP	2	0	0	0	.000	1	1	0	0	3	0	0	0	0.0	0	1.0
Sep 18, 2015	PORTLAND STATE	2	0	0	0	.000	1	0	0	0	3	0	0	0	0.0	0	0.0
Sep 18, 2015	WASHINGTON STATE	2	0	0	0	.000	0	0	0	0	3	0	0	0	0.0	0	0.0
Sep 19, 2015	NORTHWESTERN STATE	3	0	0	0	.000	0	1	0	3	2	0	0	0	0.0	0	1.0
Sep 23, 2015	OKLAHOMA	4	0	0	0	.000	0	0	0	0	1	0	0	0	0.0	0	0.0
Sep 26, 2015	at Iowa State	2	0	0	0	.000	0	0	0	0	0	0	0	0	0.0	0	0.0
Sep 30, 2015	at Baylor	1	0	0	0	.000	0	0	1	0	0	0	0	0	0.0	0	0.0
Oct 07, 2015	NO. 10 KANSAS	2	0	0	0	.000	0	0	0	0	0	0	0	0	0.0	0	0.0
Oct 10, 2015	TCU	2	0	0	0	.000	0	1	1	0	2	0	0	0	0.0	0	1.0
Nov 07, 2015	at Kansas State	1	0	0	0	.000	0	0	0	0	0	0	0	0	0.0	0	0.0
Nov 18, 2015	at TCU	3	0	0	0	.000	0	0	0	0	4	0	0	0	0.0	0	0.0
Nov 21, 2015	IOWA STATE	4	0	0	0	.000	0	1	1	2	5	0	0	0	0.0	0	1.0
Nov 28, 2015	at No. 10 Kansas	2	0	0	1	.000	0	0	0	0	4	0	0	0	0.0	0	0.0
<b>Totals</b>		<b>44</b>	<b>0</b>	<b>0</b>	<b>4</b>	<b>.000</b>	<b>6</b>	<b>4</b>	<b>7</b>	<b>8</b>	<b>47</b>	<b>0</b>	<b>0</b>	<b>0</b>	<b>0.0</b>	<b>0</b>	<b>4.0</b>



# KYNDAL COWAN

# 3

SET • 5-10 • SO-TR

Midland, Texas

Oklahoma

Midland H.S.

## FRESHMAN SEASON (2015)

Appeared in three sets during her first year at Oklahoma in matches against UTEP & West Virginia... notched four assists against West Virginia. Was a member of the National Society of Collegiate Scholars and made the Dean's List.

## MIDLAND HIGH SCHOOL

Played 4 years of varsity volleyball in Midland... All-District selection all four years... earned Pre Season Tournament MVP & Outstanding Setter awards... Academic All District... Member of National Honor Society, Texas Scholar, Historian of Students in Philanthropy, Homecoming Court & Prom Court, & received Principal's Outstanding Student Award.

## OZARK HIGH SCHOOL

Helped lead West Texas Amped to Nationals and a spot on the "Tour of Texas". Named to the "All-Texas Team" by Lone Star Volleyball and played on the USA Regional High Performance Team.

## PERSONAL

Born in Odessa, TX. Parents are Boyd & Teri Cowan... Dad played Football and was a Captain for Texas Tech... Mom was a Twirler for the Texas Tech Band... Sister, Kylie played volleyball at the University of Oklahoma.







# TAYLOR HASKINS

# 27

OH • 6-0 • SO

Kennesaw, Georgia

Harrison H.S.

## HARRISON HIGH SCHOOL

Three-sport athlete, playing soccer and basketball along with volleyball ... 6A All-State, All-Area and All-County honoree in 2012 & 2013 ... was named a scholar-athlete in each of her four years ... was part of four Area Champion squads ... led her team to state semifinal appearances in 2010 & 2013, and was a state runner-up in 2011 & 2012.

## FRESHMAN SEASON (2012)

Born in Kennesaw, Georgia ... parents are Robert & Gayle Haskins ... sister to Alex ... father graduated from the Naval Academy and is now a commercial pilot ... father and uncle both played for soccer for the Naval Academy.





# KATY KEENAN

# 12

*MB • 6-4 • SO-1L*

*Argyle, Texas*

*Argyle H.S.*

## FRESHMAN SEASON (2015)

Appeared in 25 matches, starting 17, playing in 64 total sets during her first season in the scarlet & black ... racked up 128 kills on 300 attempts, average the second-best hitting percentage on the team at .280 ... posted 18 matches with four or more kills, opening the season with four against Louisiana-Lafayette on Aug. 28 ... had her first career double-digit kill performance on Sept. 5 against Northeastern ... it was also a night that would stand as a season-best .692 hitting percentage, while also having a great night at the net with 5.0 total blocks ... followed it up with three-straight nine-kill performances against South Dakota State, Maryland and Navy ... also had above .500 hitting clips in two of those matches (SDSU - .533 & Navy - .615) ... posted two other matches with 5.0 blocks, against Maryland and Navy ... was named to the 2016 All-Big 12 Rookie Team.

## ARGYLE HIGH SCHOOL

Named to the 2014 Under Armour All-American Watch List ... District MVP, Area MVP and All-State honoree in 2013 ... All-State, First Team All-Area selection and Defensive District MVP in 2012 ... Area Newcomer of the Year in 2011 ... Brother, Trey, plays football for Texas Tech.





## 2015 MATCH-BY-MATCH STATS

Date	Opponent	SP	K	E	TA	Pct	A	SA	SE	RE	DIG	BS	BA	BE	Total	BHE	Points
Aug 28, 2015	LOUISIANA-LAFAYETTE	2	4	0	9	.444	0	0	0	0	0	0	0	0	0.0	0	4.0
Aug 29, 2015	HOUSTON	1	0	0	1	.000	0	0	0	0	0	0	0	0	0.0	1	0.0
Sep 04, 2015	vs Columbia	2	2	0	7	.286	1	0	0	0	0	0	0	2	2.0	0	3.0
Sep 04, 2015	at Stephen F. Austin	2	2	3	11	-.091	0	0	0	0	1	0	2	0	2.0	0	2.0
Sep 05, 2015	vs Northeastern	3	10	1	13	.692	0	0	0	0	0	0	5	1	5.0	0	12.5
Sep 05, 2015	vs South Dakota State	3	9	1	15	.533	0	0	1	0	1	0	0	0	0.0	0	9.0
Sep 11, 2015	vs Maryland	4	9	5	23	.174	0	0	0	0	0	0	5	0	5.0	0	11.5
Sep 12, 2015	at Navy	3	9	1	13	.615	0	0	0	0	0	1	4	0	5.0	0	12.0
Sep 12, 2015	vs George Washington	4	7	1	15	.400	1	0	0	0	1	1	2	0	3.0	0	9.0
Sep 15, 2015	at UTEP	3	3	2	11	.091	0	0	0	0	2	0	4	0	4.0	0	5.0
Sep 18, 2015	PORTLAND STATE	1	1	2	6	-.167	0	0	0	0	0	0	0	0	0.0	0	1.0
Sep 18, 2015	WASHINGTON STATE	1	0	2	2	-1.000	0	0	0	0	0	0	0	0	0.0	0	0.0
Sep 23, 2015	OKLAHOMA	2	6	0	13	.462	0	0	0	0	0	0	4	0	4.0	0	8.0
Sep 26, 2015	at Iowa State	3	8	1	18	.389	0	0	0	0	1	0	0	1	0.0	0	8.0
Sep 30, 2015	at Baylor	3	4	3	13	.077	1	0	0	0	0	1	3	0	4.0	0	6.5
Oct 07, 2015	NO. 10 KANSAS	3	7	4	17	.176	0	0	0	0	2	0	0	0	0.0	0	7.0
Oct 10, 2015	TCU	3	4	3	12	.083	1	0	0	0	0	0	0	0	0.0	0	4.0
Oct 14, 2015	at West Virginia	3	6	1	12	.417	0	0	0	0	0	0	3	0	3.0	0	7.5
Oct 17, 2015	at Texas	3	4	1	12	.250	0	0	0	0	0	0	2	1	2.0	0	5.0
Oct 24, 2015	KANSAS STATE	3	4	4	13	.000	0	0	0	0	1	0	1	0	1.0	0	4.5
Oct 28, 2015	at Oklahoma	3	8	1	12	.583	1	0	0	0	2	1	2	0	3.0	0	10.0
Oct 30, 2015	TEXAS	3	8	1	19	.368	0	0	0	0	1	0	3	0	3.0	0	9.5
Nov 04, 2015	BAYLOR	3	4	5	18	-.056	0	0	0	0	1	0	1	0	1.0	0	4.5
Nov 18, 2015	at TCU	2	7	2	13	.385	0	0	0	0	0	0	1	1	1.0	0	7.5
Nov 28, 2015	at No. 10 Kansas	1	2	0	2	1.000	0	0	0	0	0	0	0	0	0.0	0	2.0
<b>Totals</b>		<b>64</b>	<b>128</b>	<b>44</b>	<b>300</b>	<b>.280</b>	<b>5</b>	<b>0</b>	<b>1</b>	<b>0</b>	<b>13</b>	<b>4</b>	<b>42</b>	<b>4</b>	<b>46.0</b>	<b>1</b>	<b>153.0</b>

## CAREER STATS

Season	SP	MP-MS	K	K/S	E	TA	Pct	A	A/S	SA	SA/S	SE	DIG	D/S	RE	BS	BA	TB	B/S	BE	BHE	Points	Pts/S
2015	64	25-17	128	2.00	44	300	.280	5	0.08	0	0.00	1	13	0.20	0	4	42	46	0.72	4	1	153.0	2.39
<b>TOTAL</b>	<b>64</b>	<b>25-17</b>	<b>128</b>	<b>2.00</b>	<b>44</b>	<b>300</b>	<b>.280</b>	<b>5</b>	<b>0.08</b>	<b>0</b>	<b>0.00</b>	<b>1</b>	<b>13</b>	<b>0.20</b>	<b>0</b>	<b>4</b>	<b>42</b>	<b>46</b>	<b>0.72</b>	<b>4</b>	<b>1</b>	<b>153.0</b>	<b>2.39</b>



## CAREER HIGHS

Matches Played (Season)	25 (2015)
Matches Started (Season)	17 (2015)
Sets Played (Season)	64 (2015)
Kills	10, vs. Northeastern (Sept. 5, 2015)
Total Attacks	23, vs. Maryland (Sept. 11, 2015)
Hitting Percentage	.692, vs. Northeastern (Sept. 5, 2015)
Assists	1, five times, last at Oklahoma (Oct. 28, 2015)
Service Aces	N/A
Digs	2, three times, last at Oklahoma (Oct. 28, 2015)
Solo Blocks	1, four times, last at Oklahoma (Oct. 28, 2015)
Block Assists	5, twice, last vs. Maryland (Sept. 11, 2015)
Total Blocks	5.0, twice, last at Navy (Sept. 12, 2015)

## THE NEWCOMERS



### Ally Standard

*MB • 6-4 • SO-TR*

*San Angelo, Texas*

*Central H.S.*

*Texas State*

# 14

#### CENTRAL HIGH SCHOOL

Led her team to a 38-6 season this year with an undefeated 10-0 record in district play ... She led her team to a No. 22 ranking in the state of Texas as well as the playoffs ... Played for Head Coach Connie Bozarth ... Named Defensive Player of the Year for District 3-6A ... Named Newcomer of the Year ... Earned Nita Vannoy Tournament All-Tournament nods every season of her high school career ... Named All-District Second Team in 2012 and 2013 ... Played 116 sets, finishing with 370 kills (3.2 kills per set) on a .478 hitting percentage and added 163 blocks, 83 of which were solo, to average 1.4 blocks per set and 3.8 blocks per match ... In 2013, she led her team to a 34-12 overall record and 13-3 record in district play, going on to finish second place in the region ... As a junior, she played in 122 sets with 192 kills on a .394 hitting percentage with 179 blocks, 68 of which were solo ... Travels to San Antonio to play with the Force Club team.

#### PERSONAL

Born in San Angelo, Texas ... parents are Dennis and Pam Standard ... sister to Kaitlyn, who played volleyball at Angelo State.



### Hannah Henriksen

*OH • 6-3 • JR-TR*

*Bakersfield, Calif.*

*Frontier H.S.*

# 33

#### FRONTIER HIGH SCHOOL

Four-year Varsity letterwinner at Frontier High School ... named to the All-Area & All-League teams in 2012 & 2013 ... also earned the Tremendous Titan award in 2013 ... received the Coach's award (2010-13) & Defensive Player of the Year recognition in 2013 ... named Tournament MVP & to the All-Star Team for PLNU in 2012 ... also played varsity basketball in 2013 and was a member of the National Honor Society.

#### PERSONAL

Born in Bakersfield, California ... parents are Chris and Sandy Henriksen.



### Michelle Irvin

*OH • 6-1 • SO-TR*

*Austin, Texas*

*Westlake H.S.*

# 23

#### WESTLAKE HIGH SCHOOL

Named to the Texas 6A All-State volleyball team in 2015 ... also earned All-District honors in 2013 & 2015 ... received District 14-6A Co-Hitter of the Year accolades ... Academic All-District in 2012, 2013 & 2014 ... also lettered in track & field in 2012, 2013 & 2014.

#### PERSONAL

Born in Austin, Texas ... parents are Larry & Greta ... sister to Michaela & Christopher ... brother Christopher was a decathlete and sprinter at Texas ... mother played tennis at Maryland and grandfather played football for Maryland and was drafted by the Green Bay Packers.



### Chandler Atwood

*OH • 6-0 • FR-HS*

*Allen, Texas*

*Allen H.S.*

# 18

#### WESTLAKE HIGH SCHOOL

Was a member of the TGCA Girls Volleyball 6A All-State Team in 2014 & 2015 ... named 6-6A Offensive MVP ... three-time All-District ... garnered Academic All-District honors in 2014 ... wrapped her high school career with 1,087 kills, 366 digs and 211 blocks.

#### PERSONAL

Born in Garland, Texas ... parents are Tony and Andrea Mayor ... sister to Alyson.



## THE NEWCOMERS



### Sophia Canales

SET • 5-9 • FR-HS

San Antonio, Texas

Alamo Heights H.S.

8

#### CENTRAL HIGH SCHOOL

Three time qualifier for USAV Junior Nationals 2016, 2015, 2012 ... Tour of Texas Qualifier 2016, Top 20 finisher for USAV Las Vegas Showcase 18 Open Division 2016, gold medalist Texas Fest 2015 and silver medalist in 2016 ... 2015 Texas Eclipse Invitational and North Texas Invitational silver medalist ... 2014 and 2013 Bronze medalist USAV Lonestar Qualifier Open and 2012 silver medalist ... Silver medalist Northeast Qualifier 2013 ... Honor Roll, STEM Scholar and Debate Team member.

#### PERSONAL

Born in San Antonio, Texas ... parents are Eddie and Megan Canales ... both parents participated in collegiate athletics; dad played basketball at Temple College and mom played tennis at SLU and UTT ... Sister played volleyball at Austin College ... One uncle played for Phoenix College and Kansas City Royals ... Two Uncles played baseball for Rice University, and William Woods University.



### Eighmy Dobbins

DS • 5-10 • FR-HS

Argyle, Texas

Argyle H.S.

10

#### ARGYLE HIGH SCHOOL

A key member of the 2015 Texas 4A State Champion team ... MVP of the State Championship game and member of the All-Tournament Team ... Texas Sports Writers 4A Player of the Year and First Team All-State, also All-State by the Texas Girls Coaches Association (TGCA) in 2013, 2014 & 2015 ... 2015 LoneStarVolleyball.com Small School Player of the Year ... Area & District Offensive Player of the Year (2014 & 2015) ... PrepVolleyball.com All-American Highest Honorable Mention & National Senior Player of the Year finalist ... TGCA Legacy All-Star Team member ... All-Area Newcomer of the Year in 2012.

#### PERSONAL

Born in Fort Worth, Texas ... parents are Edward & Karyn Dobbins ... sister to Brad.



### Taylor Martinez

MB • 6-1 • FR-HS

San Antonio, Texas

Winston Churchill H.S.


24

#### WINSTON CHURCHILL HIGH SCHOOL

Named First Team All-State by the Texas Sports Writers Association ... finished runner-up in the Texas 5A State Tournament ... also garnered Academic All-State honors ... earned Best Hitter Award for the Smithson Valley Tournament ... PrepVolleyball.com's Top 250 players ... also qualified for State in the high jump in track & field in 2012, 2013, 2014 & 2015 ... was a silver medalist sophomore year with a jump of 5'-8" ... graduated Magna Cum Laude.

#### PERSONAL

Born in San Antonio, Texas ... parents are R.D. & Katie Martinez ... sister to Jason, Brandon & McEnah.



### Toni McDougald

OH • 5-11 • FR-HS

Centennial, Colo.

Cherry Creek H.S.

16

#### CHERRY CREEK HIGH SCHOOL

Picked up All-State, All-District and All-Conference honors her senior year ... 2015 Cherry Creek Volleyball Player of the Year ... starter on varsity in 2013, 2014 & 2015 ... racked up 619 kills during her varsity career, while also tallying 168 digs during her senior season.

#### PERSONAL

Born in San Francisco, Texas ... parents are Rance and Diena McDougald ... sister to Tiberius ... both parents participated in collegiate athletics, dad played football at Cal-Berkeley and mom played basketball at San Diego State.



Kylie Rittimann

DS • 5-10 • FR-HS  
San Antonio, Texas  
Johnson H.S.

2

CENTRAL HIGH SCHOOL

Named to the First Team All-District in 2013, 2014 & 2015 ... also garnered First Team All-Area honors in 2014 & 2015 ... garnered Academic All-State accolades in 2015 ... received Johnson High School Athlete of the Year awards in 2013 & 2014 ... earned 2016 Scholar-Athlete of the Year ... graduated Suma Cum Laude.

PERSONAL

Born in San Antonio, Texas ... parents are Ron and Patti Rittimann ... sister to Hunter, who plays football at Texas Tech ... father Ron played football at Texas State.



Maggie Sagers

DS • 5-9 • FR-HS  
Plano, Texas  
Plano Senior H.S.

PLANO SENIOR HIGH SCHOOL

Earned All-District honors in 2015 ... also received to the Academic All-District teams in 2014 & 2015 ... was named Plano Wildcat Most Versatile Player ... Pre-pVolleyball.com's Impact Changes List & 2015 Defensive Dandies List ... won gold at the 2016 USAV Northeast Qualifier 18 Open Division ... picked up silver at the USAV Mizuno Northern Lights Qualifier ... earned bronze in 2015 in the Pacific Northwest & Lone Star Classic National Qualifiers ... qualified for the USAV Girls Jr. National Championship Tournament team five consecutive years.


PERSONAL

Born in Dallas, Texas ... parents are Kelly & Suzanne Sagers ... sister to Tori.





# COACHES AND STAFF







HEAD COACH

@TonyGraystone

# TONY GRAYSTONE

18th Season Overall • 1st Season at Texas Tech • University of Louisville '96

**Entering his first season at Tech, Tony Graystone has a solid mixture of great newcomers and established veterans**

Tony Graystone was named the head coach of Texas Tech volleyball on Thursday, Jan. 21, 2016. Graystone arrives at Texas Tech after serving seven seasons as the head volleyball coach at Texas A&M-Corpus Christi.

"Tony Graystone is a proven winner and a respectful leader and coach with tremendous ties to the state of Texas, specifically in West Texas," Texas Tech Director of Athletics Kirby Hocutt said. "We are so thrilled to welcome him, along with Lauren, Drew and Dylan to the Texas Tech Athletics family."

In seven seasons at Texas A&M-Corpus Christi, Graystone turned the Islanders into one of the premier volleyball programs in the Southland Conference. Last season, the Islanders put together their best season in program history, finishing 31-5 overall, with a spotless 16-0 conference mark. It was also the first NCAA Tournament berth for the Islanders, who faced Texas A&M in first round play. Their win total was the best in school history and was one win short of the winningest season by any Southland program.

Graystone's squads have recorded 20 or more wins in three of the last four seasons, finishing one victory shy of that mark in 2014. He improved his team's win total in each of his first four seasons on the Island, culminating with the 2013 season, which was a historic season for the Islanders. The team finished with a 20-12 record, including a then school-best 13-5

record in Southland Conference play. The Islanders also made history by advancing to the semifinals of the conference tournament for the first time.

"This is a very special day for me and my family," Graystone said. "Lubbock is definitely home for us and there's no place we'd rather be than at Texas Tech. I am looking forward to meeting the team and getting started on the court as soon as possible. We all know the challenges ahead of us to improve the program and take positive steps in the Big 12. But I know I'm starting with a group of talented, committed players and together we will make it happen."

In the last four years, Graystone has collected a 91-44 record, including a 52-16 record in Southland play. In 2015, the Islanders made their fourth consecutive appearance and fifth overall trip to the Southland Tournament. For the second-straight year, the Islanders advanced to the semifinals while finishing with a 19-16 record, including an 11-5 record in conference play.

The squad set a school record in 2012 with a 21-11 mark. The Islanders won 12 Southland matches and finished third in the conference, both first-time accomplishments for Texas A&M-Corpus Christi. Since Graystone took over the program, the Islanders have improved their national RPI by 235 spots, making them the most improved NCAA Division I team in the country over that time.

Prior to coming to the Island, Graystone spent 10 seasons as the head coach at West Texas A&M in Canyon, where he posted a 315-61 record and became the all-time winningest coach in program history. His .837 winning percentage was the third-

highest among active NCAA Division II head coaches and he reached 300 victories faster than any other coach in the division's history. He reached 100 wins in 106 matches making him the quickest coach at the time in any NCAA sport or division to reach the century mark in wins. He was named the Lone Star Conference Coach of the Year five times and the AVCA Southwest Region Coach of the Year on four occasions.

At West Texas A&M, he guided the Lady Buffs to five NCAA Regional appearances and eight Lone Star Conference crowns in 10 seasons. He mentored 16 All-Americans and one Division II National Player of the Year in 1999. His 2001 team was ranked No. 1 for seven weeks, while his 2002 team held the top spot for five weeks. In 2003, his team set an NCAA standard with 77 conference wins in a row.

Before becoming the head coach, Graystone was an assistant coach for the Lady Buffs and was part of a coaching staff that won the NCAA Division II Championship in 1997. He also served as the program director for the Amarillo Junior Olympic Volleyball Club. He began his career as a head coach at Waggoner and Ballard High Schools in Louisville, Kentucky.

Graystone earned an M.S. in exercise physiology from the University of Louisville in 1996 after graduating with a B.S. in Health Sciences with an emphasis in exercise science from Grand Valley State (Mich.) in 1992.

He and his wife Lauren, a native of Whitharral, Texas, have two sons, Drew and Dylan.





ASSISTANT COACH/RECRUITING COORDINATOR

# MORGAN THOMAS

3rd Season Overall • 1st Season at Texas Tech • University of South Carolina-Upstate '12

Morgan Thomas begins her first season as an Assistant Coach and Recruiting Coordinator for Texas Tech volleyball in 2016.

Thomas comes to Texas Tech after spending two years as an Assistant Coach for Tony Graystone at Texas A&M-Corpus Christi. She began working with the Islanders in May of 2014 and was promoted to first Assistant Coach in January 2015. Thomas arrived to the Island University after spending two years as the Graduate Assistant for the University of South Carolina.

In 2015, the Islanders recorded their best season in school history, going 31-5 overall with a spotless 16-0 in conference play. After winning Regular Season and Southland Conference Tournament Championships, Thomas and the Islanders secured the program's first NCAA Tournament berth. The Islanders finished their 2015 season with four First-Team All-Southland Conference performers and two Southland Conference Players of the Year.

Working primarily with the right side hitters and middle blockers, Thomas improved First Team All-Southland Conference performer Brittany Gilpin's hitting percentage to a clip of .340, registering 265 kills in 111 sets played. Her percentage ranked second in the Texas A&M-Corpus Christi single-season records. Her 96 blocks also put her at No. 6 in the school record books, improving her two-year total to 179. Madeleine Doud followed closely behind Gilpin's numbers, putting up 185 kills and an attack

percentage of .302, while also tallying 93 blocks.

During the 2014 season, Thomas helped blossom then-freshmen Gilpin and Doud. She also helped with the transition of junior Kelsee Felux from outside hitter to middle blocker. Gilpin had an impressive freshman year with a team-high .268 hitting percentage and led the team with 83 blocks. Felux collected 69 blocks, which was third on the team behind Gilpin and Honorable Mention All-America Brianna Brink.

Thomas, a native of Fort Lauderdale Florida, was a four-year starter for the University of South Carolina-Upstate and a standout middle blocker. She set numerous school records, including career kills at 1,049 and career blocks with 315. The former team captain also was the first All-Atlantic Sun Conference selection in program history in 2011. Off the court, Thomas served as a marketing intern in the athletics department, while being highly involved on the Executive Board on the Student-Athlete Advisory Committee (SAAC). Additionally, she helped incoming students transition into college as a University 101 Peer Leader.

Following her successful collegiate career, Thomas landed her first job as the Graduate Assistant for the South Carolina Indoor Volleyball program in July of 2012. Under head coach Scott Swanson, Thomas was responsible for coordinating and directing community service initiatives for student-athletes, while assisting with team travel, summer camps, and man-

aging the program's Under Armour account.

In addition to her role with the Indoor program, Thomas assisted in the development of South Carolina's Beach Volleyball program as the Director of Beach Volleyball Operations. During her time under head coach Moritz Moritz, Thomas oversaw the total operations of home events, while working closely with the coaching staff with on-campus recruiting efforts, team travel, and budget management.

In addition to her college experience, Thomas served as head coach for Corpus Christi Force Volleyball Club from 2014-2016, Magnum Volleyball Club in Columbia, South Carolina from 2012-2014, and Upward Stars in Spartanburg, South Carolina from 2008-2012.

She graduated from USC-Upstate in 2012 with a Bachelor's degree in Communication Studies and a minor in Sociology before earning her Master's degree in Sport and Entertainment Management from the University of South Carolina in 2014.

Thomas attended St. Thomas Aquinas High School and played for the Boomers Volleyball Club from 2005-2008.







## ASSISTANT COACH

**BRANDY HUSKEY**

2nd Season Overall • 1st Season at Texas Tech • UTSA '13

Brandy Huskey begins her first season as an assistant coach for Texas Tech volleyball in 2016. Huskey returns to where her collegiate playing career began, as a setter and defensive specialist for the Red Raiders in 2010 and 2011.

Huskey comes to Lubbock after serving as an assistant coach for Houston Baptist University in 2015. While at HBU, she worked with the setters and defensive specialists, helping the Huskies starting setter Kayla Armer to 1,217 assists. Her total was the 10th-most in a single-season in HBU history. On the defensive side, the Huskies recorded 1,788 digs in 2015, with five players posting at 280 digs or more.

Before HBU, Huskey spent a year as a volunteer assistant coach at Houston. Huskey assisted with team travel, special events, equipment and all positions of training during the 2014 season.

As a student-athlete, Huskey was a four-year letterwinner at Texas Tech (2010-11) and Texas-San Antonio (2012-13). Huskey was utilized as a backup setter and defensive specialist during her two seasons with the Red Raiders. In her sophomore season at Tech, she appeared in 22 matches, making six starts. She totaled 126 digs in 2011, with 104 coming during Big 12 play. She also added 57 assists, tallying a season-high 23 against Grambling State.

With the Roadrunners, Huskey made an immediate impact upon her transfer, starting all 30 matches at setter as a junior. In 2013, she was named second-team All-Western Athletic Conference, also being voted team captain.

As a senior captain, Huskey helped UTSA to its first-ever Conference USA championships in the program's inaugural season in the league, claiming both the regular season and tournament titles to advance to the first round of the 2014 NCAA Tournament.

Huskey is a native of Columbus, Texas, and comes from a family of athletes. Her older sister, Elise, played volleyball at UTSA (2008-11) and her younger sister will play at the University of Florida next season. Her father, Keith, was a student-athlete at the University of St. Thomas, and mother, Rhonda, was a student-athlete at Texas Woman's University.

Huskey graduated from UTSA in May of 2013 with a bachelor's degree in multidisciplinary studies.

## THE COACHING STAFF

---



### DIRECTOR OF OPERATIONS

# ALYCE PETERS

2nd Season Overall • 2nd Season at Texas Tech • Texas State '09

Texas Tech volleyball named Alýce Peters Director of Volleyball Operations, promoting her from the position of volunteer assistant coach, on Aug. 7.

Peters came to Tech in 2014, coming over midseason after a stint in Europe, playing professionally. This will be her ninth year on a coaching staff at any level.

Peters attended Nicholls State, where she played volleyball and ran track, before graduating from Texas State, in 2009. Peters went on to become a graduate assistant at Angelo State in 2012. During that time, Angelo State rose to a top-10 national ranking in Division II, won its conference, placed second at Regionals and had three players earn All-American honors. Peters earned her Master's degree in Student Development and Leadership For Higher Education, in 2013.

From there, Peters was hired as an assistant coach at Arizona Western College. During her time there, the Matadors climbed to as high as No. 11 in the Division-I Junior College polls, won their conference, district and region. The matadors also appeared in the NJCAA Volleyball Tournament.

"It is great to have Alýce start as the Director of

Operations for the volleyball program. She has an inside knowledge of the team members and the rhythm of the Texas Tech volleyball program. Over this past year she has been very diligent with key projects that helped move the program forward. Having an eye for details and a passion for this program made it clear that Alýce was a good fit for this role. We continue to move in a positive way toward our program goals. We are now ready for the 2015 season and it is nice to have the staff all in place."

Peters hails from Pleasanton, Texas, and is the daughter of Tim and Roxanne Peters. She has two brothers: August and Lucas.



ADMINISTRATIVE ASST.

## THERESA BOWMAN

16th Season

Theresa Bowman is in her 16th year as administrative assistant for the Texas Tech volleyball program.

She assists head coach Tony Graystone, assistant coach & recruiting coordinator Theresa Bowman, assistant coach Brandy Huskey, as well as director of operations Alyce Peters by maintaining the recruiting database, booking travel arrangements, and various other office duties.

Bowman, a native of Pampa, Texas, came to Texas Tech from Temple College and began work in the Red Raider Club in January of 1998. In December of 1999, she moved to the volleyball office at the United Spirit Arena.

She has been married to her husband, Monty, for 33 years. The couple has two daughters, Amber and Brook.

Amber Bowman will be a senior volleyball player at Hardin-Simmons University this fall after graduating from nearby Frenship High School. Brock Bowman will be a senior at All Saints High School this fall.



STRENGTH & CONDITIONING

## KATIE MUNGER

13th Season • William Jewell '03, LCU '04

Katie Munger is in her 13th season working with the Texas Tech Athletics Department as a strength and conditioning coach.

In addition to working with the volleyball program, Munger also works with the soccer, tennis, softball, women's basketball and baseball teams at Texas Tech. Munger is a certified Sports Performance Nutritionist (SPN) and a certified Collegiate Strength and Conditioning Coach (CSCC).

Prior to working at Tech, she served as assistant women's basketball coach at Lubbock Christian University, where she also designed the strength and conditioning program for the Lady Chaps.

As a collegiate player, Munger was a two-time NAIA All-America honorable mention selection as a basketball player for William Jewell College. She earned her bachelor's degree in biology from William Jewell in 2003 and completed her master's in secondary education from LCU in 2004.

Munger is married to Texas Tech women's basketball athletic trainer Larry Munger. The couple has three daughters, Peyton, Ellie and Kamryn, who was born on July 29, 2013.



ATHLETIC TRAINER

## IMELDA GARCIA

17th Season • New Mexico '93, Tech '97

Imelda Garcia is in her 17th year at Texas Tech as an assistant athletic trainer and seventh with the Red Raider volleyball program.

During her tenure at Tech, Garcia has served as an advisor for the athletic trainer education program as well as the Student Athletic Trainer's Club at Tech that was founded by both Garcia and student athletic trainer Roderick Williams in 2001. She has also taught part-time in the exercise sports science department on campus.

Garcia, a native of Albuquerque, N.M., is a 1993 graduate of the University of New Mexico with a bachelor of science degree in athletic training. She received her master's of science degree in scientific basis of human performance from Texas Tech in 1997. While attending Tech, she worked as a graduate assistant athletic trainer with volleyball and men's and women's track and field.

Prior to returning to Tech, Garcia was an assistant athletic trainer at the University of Houston, where she worked with the volleyball, women's soccer, men's and women's track and field, and swimming and diving programs.

Garcia is a member of the National Athletic Trainers Association, Southwest Athletic Trainers Association, College Athletic Trainers Society, National Strength & Conditioning Association and also has certifications in First Aid, CPR, and AED.





# 2015 SEASON REVIEW





## 2015 SEASON REVIEW

### 2015 SEASON RESULTS

Date	Opponent	Score	Match results	Overall	Conf	Time	Attend
Aug. 28, 2015	vs Utah State	W 3-0	25-21, 25-20, 25-17	1-0	0-0	1:32	175
Aug. 28, 2015	vs Louisiana-Lafayette	W 3-0	25-19, 25-18, 25-20	2-0	0-0	1:32	588
Aug. 29, 2015	vs Houston	W 3-1	29-31, 25-15, 25-20, 25-23	3-0	0-0	2:11	410
Sept. 4, 2015	vs Columbia	W 3-0	25-19, 25-20, 25-10	4-0	0-0	1:19	107
Sept. 4, 2015	at Stephen F. Austin	L 0-3	18-25, 22-25, 19-25	4-1	0-0	1:24	385
Sept. 5, 2015	vs Northeastern	W 3-0	25-14, 25-12, 25-15	5-1	0-0	1:09	105
Sept. 5, 2015	vs South Dakota State	W 3-0	25-9, 25-18, 25-11	6-1	0-0	1:05	103
Sept. 11, 2015	vs Maryland	L 1-3	20-25, 25-14, 22-25, 16-25	6-2	0-0	1:35	62
Sept. 12, 2015	at Navy	W 3-0	25-21, 25-14, 25-21	7-2	0-0	1:17	405
Sept. 12, 2015	vs George Washington	W 3-1	30-28, 22-25, 25-16, 25-13	8-2	0-0	1:45	75
Sept. 15, 2015	at UTEP	W 3-0	25-22, 25-16, 38-36	9-2	0-0	2:00	756
Sept. 18, 2015	vs Portland State	W 3-1	23-25, 25-16, 25-17, 25-20	10-2	0-0	1:48	109
Sept. 18, 2015	vs. Washington State	L 0-3	22-25, 14-25, 18-25	10-3	0-0	1:19	469
Sept. 19, 2015	vs. Northwestern State	W 3-0	25-21, 25-20, 25-15	11-3	0-0	1:16	306
Sept. 23, 2015	vs. Oklahoma	W 3-2	21-25, 25-20, 18-25, 25-17, 19-17	12-3	1-0	2:25	475
Sept. 26, 2015	at Iowa State	L 0-3	19-25, 26-28, 18-25	12-4	1-1	1:36	3319
Sept. 30, 2015	at Baylor	L 0-3	22-25, 18-25, 24-26	12-5	1-2	1:46	761
Oct. 7, 2015	vs. No. 10 Kansas	L 0-3	21-25, 14-25, 20-25	12-6	1-3	1:26	421
Oct. 10, 2015	vs. TCU	L 0-3	28-30, 23-25, 16-25	12-7	1-4	1:43	420
Oct. 14, 2015	at West Virginia	W 3-0	25-20, 25-19, 25-20	13-7	2-4	1:31	402
Oct. 17, 2015	at No. 2 Texas	L 0-3	18-25, 23-25, 17-25	13-8	2-5	1:30	4147
Oct. 24, 2015	vs. Kansas State	L 0-3	20-25, 24-26, 19-25	13-9	2-6	1:34	251
Oct. 28, 2015	at Oklahoma	L 0-3	25-27, 19-25, 23-25	13-10	2-7	1:34	722
Oct. 30, 2015	vs. No. 2 Texas	L 0-3	19-25, 18-25, 19-25	13-11	2-8	1:19	1008
Nov. 4, 2015	vs. Baylor	L 1-3	20-25, 25-23, 14-25, 18-25	13-12	2-9	2:00	432
Nov. 7, 2015	at Kansas State	L 0-3	14-25, 18-25, 20-25	13-13	2-10	1:24	2123
Nov. 13, 2015	vs. West Virginia	W 3-0	31-29, 25-14, 25-21	14-13	3-10	1:37	381
Nov. 18, 2015	at TCU	L 0-3	13-25, 24-26, 18-25	14-14	3-11	1:28	2275
Nov. 21, 2015	vs. Iowa State	L 1-3	24-26, 24-26, 25-22, 20-25	14-15	3-12	1:59	456
Nov. 28, 2015	at Kansas	L 0-3	19-25, 9-25, 23-25	14-16	3-13	1:28	1470

\* Big 12 Conference match

ATTENDANCE	Dates	Total	Average
Total:	30	23011	767
Home:	14	5901	421
Away:	11	16765	1524
Neutral	5	345	69

### 2015 BIG 12 STANDINGS

	BIG 12			OVERALL			Home	Away	Sets	Streak
	W	L	Pct.	W	L	Pct.				
Texas	15	1	.938	30	3	.909	19-1	8-1	91-23	L1
Kansas	14	2	.875	30	3	.909	15-1	9-1	93-20	L1
Iowa State	11	5	.688	19	11	.633	9-4	5-7	64-43	L1
TCU	9	7	.563	19	10	.655	9-2	5-7	63-39	L1
Kansas State	9	7	.563	17	12	.586	9-2	4-7	64-43	L4
Oklahoma	6	10	.375	12	16	.429	8-7	3-7	55-53	L1
Baylor	5	11	.313	17	13	.567	10-5	4-7	57-52	W1
Texas Tech	3	13	.188	14	16	.467	7-7	3-8	45-53	L3
West Virginia	0	16	.000	5	24	.172	1-8	1-12	22-78	L18

## 2015 INDIVIDUAL STATS

##	Name	SP	MP-MS	ATTACK					SET		SERVE		
				K	K/Set	E	TA	Pct	A	A/Set	SA	SA/Set	SE
15	Reed, Morgan	13	5-2	4	0.31	0	5	.800	63	4.85	0	0.00	3
5	Douglass, Lauren	95	30-30	280	2.95	63	576	.377	8	0.08	6	0.06	26
12	Keenan, Katy	64	25-17	128	2.00	44	300	.280	5	0.08	0	0.00	1
16	Stacy, Meghan	41	17-9	122	2.98	43	309	.256	4	0.10	3	0.07	6
1	Hinneburg, Victoria	59	22-17	123	2.08	48	324	.231	1	0.02	0	0.00	0
4	Grubb, Marguerite	97	30-28	79	0.81	32	225	.209	1007	10.38	17	0.18	30
18	Grant, Brianna	46	18-13	62	1.35	30	174	.184	2	0.04	0	0.00	6
6	Redding, Sarah	78	28-10	173	2.22	97	466	.163	3	0.04	0	0.00	0
24	Allen, Jenna	67	24-16	189	2.82	95	646	.146	10	0.15	6	0.09	9
11	Ybanez, Alyssa	39	18-10	69	1.77	43	190	.137	2	0.05	0	0.00	0
13	Fragniere, Audrey	38	19-12	73	1.92	49	242	.099	4	0.11	3	0.08	8
26	Bryant, Katelyn	44	20-1	0	0.00	0	4	.000	6	0.14	4	0.09	7
9	Morgan, Ashley	88	30-2	4	0.05	4	25	.000	31	0.35	14	0.16	17
7	Akiu, Reyn	91	30-13	2	0.02	12	51	-.196	30	0.33	15	0.16	21
2	Foust, Carlie	98	30-0	0	0.00	5	19	-.263	51	0.52	21	0.21	30
<b>TEXAS TECH.....</b>		<b>98</b>	<b>30-30</b>	<b>1308</b>	<b>13.3</b>	<b>565</b>	<b>3556</b>	<b>.209</b>	<b>1227</b>	<b>12.52</b>	<b>89</b>	<b>0.91</b>	<b>164</b>
<b>Opponents.....</b>		<b>98</b>	<b>30-30</b>	<b>1293</b>	<b>13.1</b>	<b>542</b>	<b>3641</b>	<b>.206</b>	<b>1208</b>	<b>12.32</b>	<b>102</b>	<b>1.04</b>	<b>173</b>

##	Name	S	RECEPT			DIG		BLOCKING					
			RE	TA	Pct	DIG	Dig/S	BS	BA	Total	Blk/S	BE	BHE
15	Reed, Morgan	13	0	1	1.000	24	1.85	0	1	1	0.08	0	1
5	Douglass, Lauren	95	1	16	.938	40	0.42	19	70	89	0.94	9	0
12	Keenan, Katy	64	0	7	1.000	13	0.20	4	42	46	0.72	4	1
16	Stacy, Meghan	41	9	146	.938	56	1.37	2	12	14	0.34	1	0
1	Hinneburg, Victoria	59	0	3	1.000	31	0.53	3	51	54	0.92	3	0
4	Grubb, Marguerite	97	1	8	.875	222	2.29	5	24	29	0.30	2	9
18	Grant, Brianna	46	0	13	1.000	10	0.22	3	45	48	1.04	4	0
6	Redding, Sarah	78	6	64	.906	40	0.51	6	25	31	0.40	1	0
24	Allen, Jenna	67	10	344	.971	142	2.12	2	24	26	0.39	3	1
11	Ybanez, Alyssa	39	0	5	1.000	9	0.23	1	18	19	0.49	1	0
13	Fragniere, Audrey	38	7	157	.955	79	2.08	0	11	11	0.29	6	0
26	Bryant, Katelyn	44	8	84	.905	47	1.07	0	0	0	0.00	0	0
9	Morgan, Ashley	88	16	337	.953	180	2.05	0	0	0	0.00	0	0
7	Akiu, Reyn	91	8	265	.970	166	1.82	0	0	0	0.00	0	1
2	Foust, Carlie	98	25	538	.954	491	5.01	0	0	0	0.00	0	0
TEAM			11										
TEXAS TECH..... 98			102	2004	.949	1550	15.82	45	323	206.5	2.11	34	13
Opponents..... 98			88	2031	.957	1449	14.79	53	341	223.5	2.28	49	39



# 2015 SEASON REVIEW

## 2015 INDIVIDUAL STATS (BIG 12 MATCHES ONLY)

##	Name	SP	MP-MS	ATTACK					SET		SERVE		
				K	K/Set	E	TA	Pct	A	A/Set	SA	SA/Set	SE
15	Reed, Morgan	13	5-2	4	0.31	0	5	.800	63	4.85	0	0.00	3
5	Douglass, Lauren	52	16-16	134	2.58	38	317	.303	2	0.04	2	0.04	7
12	Keenan, Katy	35	13-10	72	2.06	26	174	.264	3	0.09	0	0.00	0
16	Stacy, Meghan	18	7-3	60	3.33	22	145	.262	1	0.06	1	0.06	1
18	Grant, Brianna	20	8-6	28	1.40	13	77	.195	2	0.10	0	0.00	0
1	Hinneburg, Victoria	25	10-5	37	1.48	19	115	.157	0	0.00	0	0.00	0
6	Redding, Sarah	47	16-8	116	2.47	71	318	.142	1	0.02	0	0.00	0
4	Grubb, Marguerite	51	16-14	34	0.67	21	123	.106	486	9.53	5	0.10	13
24	Allen, Jenna	37	13-9	95	2.57	58	354	.105	7	0.19	4	0.11	5
13	Fragniere, Audrey	22	11-6	39	1.77	27	125	.096	0	0.00	3	0.14	5
11	Ybanez, Alyssa	25	10-8	42	1.68	32	127	.079	2	0.08	0	0.00	0
26	Bryant, Katelyn	21	9-0	0	0.00	0	1	.000	0	0.00	2	0.10	3
9	Morgan, Ashley	44	16-2	0	0.00	0	4	.000	15	0.34	6	0.14	4
7	Akiu, Reyn	52	16-7	1	0.02	6	34	-.147	17	0.33	9	0.17	17
2	Foust, Carlie	52	16-0	0	0.00	2	9	-.222	21	0.40	11	0.21	16
<b>TEXAS TECH.....</b>		<b>52</b>	<b>16-16</b>	<b>662</b>	<b>12.7</b>	<b>335</b>	<b>1928</b>	<b>.170</b>	<b>620</b>	<b>11.92</b>	<b>43</b>	<b>0.83</b>	<b>74</b>
<b>Opponents.....</b>		<b>52</b>	<b>16-16</b>	<b>767</b>	<b>14.7</b>	<b>240</b>	<b>1954</b>	<b>.270</b>	<b>721</b>	<b>13.87</b>	<b>58</b>	<b>1.12</b>	<b>100</b>

##	Name	S	RECEPT		Pct	DIG		BS	BLOCKING			BE	BHE
			RE	TA		DIG	Dig/S		BA	Total	Blk/S		
15	Reed, Morgan	13	0	1	1.000	24	1.85	0	1	1	0.08	0	1
5	Douglass, Lauren	52	1	8	.875	20	0.38	14	32	46	0.88	6	0
12	Keenan, Katy	35	0	7	1.000	8	0.23	2	20	22	0.63	3	0
16	Stacy, Meghan	18	7	87	.920	22	1.22	2	5	7	0.39	1	0
18	Grant, Brianna	20	0	7	1.000	6	0.30	2	16	18	0.90	2	0
1	Hinneburg, Victoria	25	0	2	1.000	6	0.24	1	12	13	0.52	0	0
6	Redding, Sarah	47	3	32	.906	21	0.45	2	13	15	0.32	0	0
4	Grubb, Marguerite	51	1	4	.750	94	1.84	1	8	9	0.18	2	5
24	Allen, Jenna	37	4	228	.982	77	2.08	2	15	17	0.46	0	1
13	Fragniere, Audrey	22	4	80	.950	27	1.23	0	7	7	0.32	5	0
11	Ybanez, Alyssa	25	0	1	1.000	8	0.32	1	10	11	0.44	1	0
26	Bryant, Katelyn	21	2	30	.933	16	0.76	0	0	0	0.00	0	0
9	Morgan, Ashley	44	11	200	.945	105	2.39	0	0	0	0.00	0	0
7	Akiu, Reyn	52	6	161	.963	96	1.85	0	0	0	0.00	0	1
2	Foust, Carlie	52	13	286	.955	272	5.23	0	0	0	0.00	0	0
TEAM			6										
<b>TEXAS TECH.....</b>		<b>52</b>	<b>58</b>	<b>1145</b>	<b>.949</b>	<b>802</b>	<b>15.42</b>	<b>27</b>	<b>139</b>	<b>96.5</b>	<b>1.86</b>	<b>20</b>	<b>8</b>
<b>Opponents.....</b>		<b>52</b>	<b>42</b>	<b>1026</b>	<b>.959</b>	<b>809</b>	<b>15.56</b>	<b>21</b>	<b>231</b>	<b>136.5</b>	<b>2.62</b>	<b>31</b>	<b>16</b>

# MATCH-BY-MATCH LEADERS

Opponent	Kills	Hitting %	Digs	Blocks	Assists
vs. UTAH STATE	Douglass (13)	Douglass (.667)	Grubb (15)	Hinneburg (8)	Grubb (32)
vs. ULL	Allen (8)	Keenan (.444)	Foust (18)	Grant (4)	Grubb (28)
vs. HOUSTON	Hinneburg & Douglass (14)	Douglass (.375)	Foust (29)	Douglass (6)	Grubb (47)
vs. Columbia	Douglass (12)	Douglass (.688)	Foust (21)	Grant (3)	Grubb (37)
at Stephen F. Austin	Hinneburg (10)	Douglass (.538)	Foust (9)	Douglass (4)	Grubb (27)
vs. Northeastern	Stacy (11)	Ybanez (.714)	Foust (9)	Keenan (5)	Grubb (34)
vs. South Dakota St.	Stacy (10)	Grant (.714)	Foust (21)	Grant (3)	Grubb (41)
vs. Maryland	Stacy (18)	Grubb (.667)	Foust (19)	Keenan (5)	Grubb (45)
at Navy	Keenan (9)	Keenan (.615)	Foust (13)	Keenan (4)	Grubb (32)
vs. George Washington	Hinneburg & Douglass (16)	Douglass (.667)	Foust (15)	Douglass (5)	Grubb (52)
at UTEP	Douglass (16)	Douglass (.406)	Foust (18)	Douglass (5)	Grubb (40)
vs. PORTLAND STATE	Douglass (20)	Douglass & Grubb (.500)	Akiu (14)	Grant (8)	Grubb (44)
vs. WASHINGTON ST.	Allen (13)	Douglass (.278)	Allen (12)	Hinneburg, Grant, Douglass (2)	Grubb (28)
vs. NW State	Allen (10)	Hinneburg (.500)	Grubb (15)	Douglass (4)	Grubb (34)
vs. OKLAHOMA	Allen (18)	Keenan (.462)	Foust (29)	Allen & Keenan (4)	Grubb (52)
at Iowa State	Douglass (11)	Douglass (.391)	Foust (22)	Grubb & Allen (1)	Grubb (25)
at Baylor	Allen (9)	Hinneburg (.250)	Foust (14)	Keenan (4)	Grubb (26)
vs. KANSAS	Douglass & Stacy (8)	Stacy (.294)	Foust (23)	Douglass & Ybanez (1)	Grubb (37)
vs. TCU	Douglass, Ybanez & Stacy (7)	Ybanez (.333)	Foust (20)	Douglass (4)	Grubb (35)
at West Virginia	Redding (11)	Keenan (.417)	Foust (10)	Douglass (4)	Grubb (36)
at Texas	Redding (10)	Douglass (.429)	Foust (9)	Keenan (2)	Grubb (28)
vs. KANSAS STATE	Redding (11)	Redding (.625)	Foust (13)	Douglass (4)	Reed (26)
at Oklahoma	Douglass (10)	Keenan (.583)	Morgan (11)	Douglass (6)	Grubb (17)
vs. TEXAS	Keenan (8)	Keenan (.368)	Foust (9)	Keenan (3)	Grubb (22)
vs. BAYLOR	Douglass (10)	Douglass (.400)	Foust (17)	Hinneburg & Douglass (3)	Reed (21)
at Kansas State	Douglass (8)	Grant (.250)	Foust (21)	Douglass (3)	Grubb (28)
vs. WEST VIRGINIA	Redding & Allen (11)	Grubb (.556)	Foust (28)	Douglass (6)	Grubb (40)
at TCU	Allen (11)	Douglass (.438)	Foust (9)	Douglass & Hinneburg (3)	Grubb (31)
vs. IOWA STATE	Stacy (20)	Stacy (.613)	Foust (22)	Grant (4)	Grubb (52)
at Kansas	Douglass (9)	Douglass (.364)	Foust (16)	Grant (4)	Grubb (31)

# DOUBLE-DOUBLES

JENNA ALLEN (3)	KILLS	DIGS
vs. Houston (8/29/15)	13	10
vs. Washington State (9/18/15)	13	12
vs. Oklahoma (9/23/15)	18	12

Career double-doubles: 20 (19 at Tech, 1 at South Carolina)

MARGUERITE GRUBB (8)	ASSISTS	DIGS
vs. Utah State (8/28/15)	32	15
vs. Houston (8/29/15)	47	10
vs. GW (9/12/15)	52	12
vs. Portland State (9/18/15)	44	10
vs. Northwestern State (9/19/15)	34	15
vs. TCU (10/10/15)	35	10
at Kansas State (11/7/15)	28	10
vs. Iowa State (11/21/15)	52	12

Career double-doubles: 11

# TEXAS TECH RECORD WHEN...

Overall .....	14-16
At the United Supermarkets Arena .....	7-7
On the road .....	3-8
Neutral site .....	4-1
Big 12 Play .....	3-13
Non-Conference .....	11-3
At a tournament .....	8-2
On Television .....	1-8

Against ranked opponents .....	0-4
Top 5 opponents .....	0-2
Top 10 opponents .....	0-4

## Kills

Leading .....	12-2
Trailing .....	2-14
Tied .....	0-0

## Blocks

Leading .....	11-3
Trailing .....	0-13
Tied .....	3-0

## Digs

Leading .....	13-4
Trailing .....	0-10
Tied .....	1-2

## Attack Percentage

Leading .....	13-0
Trailing .....	1-16

## Service Aces

Leading .....	8-3
Trailing .....	3-13
Tied .....	3-0

## Hitting Percentage

Hitting .300 or better .....	3-0
Hitting .250 to .299 .....	5-2
Hitting .200 to .249 .....	4-1
Hitting .100 to .199 .....	2-10
Hitting below .100 .....	0-3

Opponents hitting above .300 .....	0-5
Opponents hitting .250 to .299 .....	1-5
Opponents hitting .200 to .249 .....	1-6
Opponents hitting .100 to .199 .....	7-0
Holding opponents below .100 .....	5-0

In three sets .....	10-13
In four sets .....	3-3
In five sets .....	1-0

## 2015 SEASON REVIEW

### TEAM MATCH-BY-MATCH STATS

Date	Opponent	SP	K	E	TA	Pct.	A	SA	SE	RE	DIG	BS	BA	BE	Total	BHE	Points
Aug. 28	UTAH STATE	3	43	19	105	.229	40	2	8	3	53	0	20	4	10.0	3	55.0
Aug. 28	LOUISIANA-LAFAYETTE	3	36	16	103	.194	34	3	5	3	52	1	12	1	7.0	0	46.0
Aug. 29	HOUSTON	4	57	19	169	.225	53	4	5	1	91	1	18	2	10.0	1	71.0
Sep. 04	vs Columbia	3	41	16	115	.217	40	3	4	0	66	0	12	0	6.0	0	50.0
Sep. 04	at Stephen F. Austin	3	32	20	104	.115	31	2	7	3	36	2	8	0	6.0	0	40.0
Sep. 05	vs Northeastern	3	42	8	70	.486	37	6	6	0	35	0	12	2	6.0	0	54.0
Sep. 05	vs South Dakota State	3	51	5	96	.479	49	2	11	2	56	2	6	0	5.0	0	58.0
Sep 11	vs Maryland	4	54	20	130	.262	53	1	10	7	47	2	14	0	9.0	1	64.0
Sep 12	at Navy	3	40	12	95	.295	38	4	7	4	35	3	8	0	7.0	0	51.0
Sep 12	vs George Washington	4	62	16	147	.313	58	1	7	5	58	3	16	3	11.0	1	74.0
Sep 15	at UTEP	3	51	24	145	.186	48	6	7	3	60	1	18	1	10.0	0	67.0
Sep 18	PORTLAND STATE	4	57	16	143	.287	54	6	4	4	68	2	19	0	11.5	0	74.5
Sep 18	WASHINGTON STATE	3	35	23	107	.112	33	1	5	2	48	1	8	0	5.0	0	41.0
Sep 19	NORTHWESTERN STATE	3	45	16	99	.293	39	5	4	7	43	0	13	1	6.5	0	56.5
Sep. 23	OKLAHOMA	5	65	29	176	.205	61	9	4	2	77	3	18	2	12.0	0	86.0
Sep. 26	at Iowa State	3	36	20	121	.132	29	4	3	5	55	2	0	3	2.0	1	42.0
Sep. 30	at Baylor	3	32	18	105	.133	31	2	7	3	38	1	8	0	5.0	0	39.0
Oct. 07	NO. 10 KANSAS	3	41	23	121	.149	38	2	2	0	50	0	2	2	1.0	0	44.0
Oct. 10	TCU	3	41	28	135	.096	40	4	6	5	65	2	6	1	5.0	1	50.0
Oct. 14	at West Virginia	3	43	17	89	.292	38	3	5	1	26	1	12	2	7.0	0	53.0
Oct. 17	at No. 2 Texas	3	33	19	98	.143	32	2	6	3	35	1	4	2	3.0	1	38.0
Oct. 24	KANSAS STATE	3	42	21	118	.178	39	1	1	4	48	2	8	0	6.0	1	49.0
Oct. 28	at Oklahoma	3	39	16	106	.217	37	1	6	7	48	3	13	0	9.5	1	49.5
Oct. 30	NO. 2 TEXAS	3	31	24	98	.071	30	4	4	2	39	1	6	1	4.0	1	39.0
Nov. 4	BAYLOR	4	47	30	146	.116	43	2	6	7	56	2	8	1	6.0	1	55.0
Nov. 7	at Kansas State	3	30	19	117	.094	30	2	5	3	57	4	6	1	7.0	0	39.0
Nov. 13	WEST VIRGINIA	3	47	17	115	.261	44	3	4	1	53	2	19	1	11.5	0	61.5
Nov. 18	at TCU	3	40	22	109	.165	36	1	5	4	34	0	8	1	4.0	0	45.0
Nov. 21	IOWA STATE	4	60	19	161	.255	58	2	8	7	69	2	11	1	7.5	1	69.5
Nov. 28	at No. 10 Kansas	3	35	13	113	.195	34	1	2	4	52	1	10	2	6.0	0	42.0
Texas Tech		98	1308	565	3556	.209	1227	89	164	102	1550	45	323	34	206.5	13	1603.5
Opponent		98	1293	542	3641	.206	1208	102	173	88	1449	53	341	49	223.5	39	1618.5

#### BY SET AVERAGES

Sets played: 98

Kills per set: 13.35

Assists per set: 12.52

Service aces per set: 0.91

Points per set: 16.36

Digs per set: 15.82

Blocks per set: 2.11

Ball handling errors per set: 0.13

Reception errors per set: 1.04



## OPPONENT MATCH-BY-MATCH STATS

Date	Opponent	SP	K	E	TA	Pct.	A	SA	SE	RE	DIG	BS	BA	BE	Total	BHE	Points
Aug 28	UTAH STATE	3	24	21	102	.029	23	3	7	2	36	1	14	1	8.0	2	35.0
Aug 28	LOUISIANA-LAFAYETTE	3	32	29	119	.025	29	3	5	3	46	0	2	0	1.0	1	36.0
Aug 29	HOUSTON	4	62	35	203	.133	53	1	8	4	80	2	6	3	5.0	0	68.0
Sep 04	vs Columbia	3	26	25	126	.008	24	0	3	3	52	3	6	0	6.0	2	32.0
Sep 04	at Stephen F. Austin	3	44	18	107	.243	41	3	4	2	47	2	4	1	4.0	0	51.0
Sep 05	vs Northeastern	3	25	17	84	.095	23	0	7	6	19	2	4	1	4.0	0	29.0
Sep 05	vs South Dakota State	3	19	19	103	.000	19	2	1	2	34	1	2	0	2.0	0	23.0
Sep 11	vs Maryland	4	48	16	119	.269	48	7	4	1	47	5	10	2	10.0	5	65.0
Sep 12	at Navy	3	30	19	96	.115	26	4	4	4	33	4	2	1	5.0	5	39.0
Sep 12	vs George Washington	4	52	29	151	.152	52	5	6	1	57	5	12	2	11.0	2	68.0
Sep 15	at UTEP	3	37	22	129	.116	36	3	5	6	55	0	10	1	5.0	0	45.0
Sep 18	PORTLAND STATE	4	54	23	153	.203	47	4	8	6	61	2	9	1	6.5	4	64.5
Sep 18	WASHINGTON STATE	3	44	14	106	.283	37	2	4	1	40	4	21	2	14.5	0	60.5
Sep 19	NORTHWESTERN STATE	3	29	15	89	.157	29	7	7	5	33	1	8	3	5.0	2	41.0
Sep. 23	OKLAHOMA	5	69	20	175	.280	66	2	10	9	67	1	18	3	10.0	1	81.0
Sep. 26	at Iowa State	3	47	11	123	.293	43	5	10	4	49	2	10	1	7.0	1	59.0
Sep. 30	at Baylor	3	44	15	109	.266	40	3	8	1	43	1	12	1	7.0	0	54.0
Oct. 07	NO. 10 KANSAS	3	50	7	116	.371	49	0	4	2	51	2	6	0	5.0	1	55.0
Oct. 10	TCU	3	40	14	127	.205	37	5	4	4	60	1	29	2	15.5	3	60.5
Oct. 14	at West Virginia	3	36	23	97	.134	35	1	6	3	26	1	12	4	7.0	0	44.0
Oct. 17	at No. 2 Texas	3	44	11	94	.351	42	3	11	2	42	1	16	4	9.0	0	56.0
Oct. 24	KANSAS STATE	3	49	17	130	.246	47	4	1	1	51	1	18	0	10.0	1	63.0
Oct. 28	at Oklahoma	3	45	17	119	.235	41	7	8	1	43	1	8	0	5.0	0	57.0
Oct. 30	NO. 2 TEXAS	3	42	10	95	.337	42	2	11	4	39	2	13	0	8.5	0	52.5
Nov. 4	BAYLOR	4	51	18	135	.244	48	7	5	2	59	2	23	1	13.5	5	71.5
Nov. 7	at Kansas State	3	48	16	130	.246	42	3	3	2	62	1	10	2	6.0	1	57.0
Nov. 13	WEST VIRGINIA	3	40	20	129	.155	36	1	4	3	48	2	12	2	8.0	1	49.0
Nov. 18	at TCU	3	44	9	92	.380	41	4	5	1	42	1	18	2	10.0	0	58.0
Nov. 21	IOWA STATE	4	63	22	159	.258	60	7	5	2	71	0	16	5	8.0	2	78.0
Nov. 28	at No. 10 Kansas	3	55	10	124	.363	52	4	5	1	56	2	10	4	7.0	0	66.0
<b>Opponent</b>		<b>98</b>	<b>1293</b>	<b>542</b>	<b>3641</b>	<b>.206</b>	<b>1208</b>	<b>102</b>	<b>173</b>	<b>88</b>	<b>1449</b>	<b>53</b>	<b>341</b>	<b>49</b>	<b>223.5</b>	<b>39</b>	<b>1618.5</b>
<b>Texas Tech</b>		<b>98</b>	<b>1308</b>	<b>565</b>	<b>3556</b>	<b>.209</b>	<b>1227</b>	<b>89</b>	<b>164</b>	<b>102</b>	<b>1550</b>	<b>45</b>	<b>323</b>	<b>34</b>	<b>206.5</b>	<b>13</b>	<b>1603.5</b>

## BY SET AVERAGES

Sets played: 98

Kills per set: 13.19

Assists per set: 12.33

Service aces per set: 1.04

Points per set: 16.52

Digs per set: 14.79

Blocks per set: 2.28

Ball handling errors per set: 0.40

Reception errors per set: 0.90

## 2015 SEASON REVIEW

### TEAM HIGHS

#### ATTACK PERCENT (K-E-TA)

.486 (42-8-70) \_\_\_\_\_ vs Northeastern (Sept. 5, 2015)  
.479 (51-5-96) \_\_\_\_\_ vs SDSU (Sept. 5, 2015)  
.313 (62-16-147) \_\_\_\_\_ vs GW (Sept. 12, 2015)  
.295 (40-12-95) \_\_\_\_\_ at Navy (Sept. 12, 2015)  
.293 (45-16-99) \_\_\_\_\_ vs NW State (Sept. 19, 2015)

#### KILLS (K-E-TA)

65 (65-29-176) 5s \_\_\_\_\_ vs Oklahoma (Sep 23, 2015)  
62 (62-16-147) 4s \_\_\_\_\_ vs GW (Sept. 12, 2015)  
60 (60-19-161) 4s \_\_\_\_\_ vs Iowa State (Nov 21, 2015)  
57 (57-16-143) 4s \_\_\_\_\_ vs Portland State (Sept. 18, 2015)  
57 (57-19-169) 4s \_\_\_\_\_ vs Houston (Aug 29, 2015)

#### KILLS 3-SETS (K-E-TA)

51 (51-5-96) \_\_\_\_\_ vs SDSU (Sept. 5, 2015)  
51 (51-24-145) \_\_\_\_\_ at UTEP (Sept. 15, 2015)  
47 (47-17-115) \_\_\_\_\_ vs West Virginia (Nov 13, 2015)  
45 (45-16-99) \_\_\_\_\_ vs NW State (Sept. 19, 2015)  
43 (43-19-105) \_\_\_\_\_ vs Utah State (Aug 28, 2015)

#### KILLS 4-SETS (K-E-TA)

62 (62-16-147) \_\_\_\_\_ vs GW (Sept. 12, 2015)  
60 (60-19-161) \_\_\_\_\_ vs Iowa State (Nov 21, 2015)  
57 (57-16-143) \_\_\_\_\_ vs Portland State (Sept. 18, 2015)  
57 (57-19-169) \_\_\_\_\_ vs Houston (Aug 29, 2015)  
54 (54-20-130) \_\_\_\_\_ vs Maryland (Sept. 11, 2015)

#### KILLS 5-SETS (K-E-TA)

65 (65-29-176) \_\_\_\_\_ vs Oklahoma (Sep 23, 2015)

#### TOTAL ATTEMPTS (K-E-TA)

176 (65-29-176) 5s \_\_\_\_\_ vs Oklahoma (Sep 23, 2015)  
169 (57-19-169) 4s \_\_\_\_\_ vs Houston (Aug 29, 2015)  
161 (60-19-161) 4s \_\_\_\_\_ vs Iowa State (Nov 21, 2015)  
147 (62-16-147) 4s \_\_\_\_\_ vs GW (Sept. 12, 2015)  
146 (47-30-146) 4s \_\_\_\_\_ vs Baylor (Nov 04, 2015)

#### TOTAL ATTEMPTS 3-SETS (K-E-TA)

145 (51-24-145) \_\_\_\_\_ at UTEP (Sept 15, 2015)  
135 (41-28-135) \_\_\_\_\_ vs TCU (Oct 10, 2015)  
121 (36-20-121) \_\_\_\_\_ at Iowa State (Sep 26, 2015)  
121 (41-23-121) \_\_\_\_\_ vs No. 10 Kansas (Oct 07, 2015)  
118 (42-21-118) \_\_\_\_\_ vs Kansas State (Oct 24, 2015)

#### TOTAL ATTEMPTS 4-SETS (K-E-TA)

169 (57-19-169) \_\_\_\_\_ vs Houston (Aug 29, 2015)  
161 (60-19-161) \_\_\_\_\_ vs Iowa State (Nov 21, 2015)  
147 (62-16-147) \_\_\_\_\_ vs GW (Sept. 12, 2015)  
146 (47-30-146) \_\_\_\_\_ vs Baylor (Nov 04, 2015)  
143 (57-16-143) \_\_\_\_\_ vs Portland State (Sept. 18, 2015)

#### TOTAL ATTEMPTS 5-SETS (K-E-TA)

176 (65-29-176) \_\_\_\_\_ vs Oklahoma (Sep 23, 2015)

#### ASSISTS

61 (5s) \_\_\_\_\_ vs Oklahoma (Sep 23, 2015)  
58 (4s) \_\_\_\_\_ vs Iowa State (Nov 21, 2015)  
58 (4s) \_\_\_\_\_ vs GW (Sept. 12, 2015)  
54 (4s) \_\_\_\_\_ vs Portland State (Sept. 18, 2015)  
53 (4s) \_\_\_\_\_ vs Maryland (Sept. 11, 2015)  
53 (4s) \_\_\_\_\_ vs Air Force (Aug 29, 2015)

#### ASSISTS 3-SETS

49 \_\_\_\_\_ vs South Dakota State (Sep 05, 2015)  
48 \_\_\_\_\_ at UTEP (Sep 15, 2015)  
44 \_\_\_\_\_ vs West Virginia (Nov 13, 2015)  
40 \_\_\_\_\_ vs TCU (Oct 10, 2015)  
40 \_\_\_\_\_ vs Utah State (Aug 28, 2015)  
40 \_\_\_\_\_ vs Columbia (Sep 04, 2015)

#### ASSISTS 4-SETS

58 \_\_\_\_\_ vs Iowa State (Nov 21, 2015)  
58 \_\_\_\_\_ vs George Washington (Sept. 12, 2015)  
54 \_\_\_\_\_ vs Portland State (Sept. 18, 2015)  
53 \_\_\_\_\_ vs Maryland (Sept. 11, 2015)  
53 \_\_\_\_\_ vs Air Force (Aug 29, 2015)

#### ASSISTS 5-SETS

61 \_\_\_\_\_ vs Oklahoma (Sep 23, 2015)

#### DIGS

91 (4s) \_\_\_\_\_ vs Houston (Aug 29, 2015)  
77 (5s) \_\_\_\_\_ vs Oklahoma (Sep 23, 2015)  
69 (4s) \_\_\_\_\_ vs Iowa State (Nov 21, 2015)  
68 (4s) \_\_\_\_\_ vs Portland State (Sept. 18, 2015)  
66 (3s) \_\_\_\_\_ vs Columbia (Sept. 4, 2015)

#### DIGS 3-SETS

66 \_\_\_\_\_ vs Columbia (Sept. 4, 2015)  
65 \_\_\_\_\_ vs TCU (Oct 10, 2015)  
60 \_\_\_\_\_ at UTEP (Sept. 15, 2015)  
57 \_\_\_\_\_ at Kansas State (Nov 07, 2015)

#### DIGS 4-SETS

91 \_\_\_\_\_ vs Houston (Aug 29, 2015)  
69 \_\_\_\_\_ vs Iowa State (Nov 21, 2015)  
68 \_\_\_\_\_ vs Portland State (Sept. 18, 2015)  
58 \_\_\_\_\_ vs George Washington (Sept. 12, 2015)

#### DIGS 5-SETS

77 \_\_\_\_\_ vs Oklahoma (Sep 23, 2015)

#### ACES

9 \_\_\_\_\_ vs Oklahoma (Sep 23, 2015)  
6 \_\_\_\_\_ at UTEP (Sept. 15, 2015)  
6 \_\_\_\_\_ vs Northeastern (Sept. 5, 2015)  
6 \_\_\_\_\_ vs Portland State (Sept. 18, 2015)

#### BLOCKS

12.0 \_\_\_\_\_ vs Oklahoma (Sep 23, 2015)  
11.5 \_\_\_\_\_ vs West Virginia (Nov 13, 2015)  
11.5 \_\_\_\_\_ vs Portland State (Sept. 18, 2015)  
11.0 \_\_\_\_\_ vs George Washington (Sept. 12, 2015)

### OPPONENT TEAM HIGHS

#### ATTACK PERCENT (K-E-TA)

.380 (44-9-92) \_\_\_\_\_ at TCU (Nov. 18, 2015)

#### KILLS (K-E-TA)

69 (69-20-175) 5s \_\_\_\_\_ vs Oklahoma (Sept. 23, 2015)

#### KILLS 3-SETS (K-E-TA)

55 (55-10-124) \_\_\_\_\_ at No. 10 KU (Nov. 28, 2015)

#### KILLS 4-SETS (K-E-TA)

63 (63-22-159) \_\_\_\_\_ vs Iowa State (Nov 21, 2015)

#### KILLS 5-SETS (K-E-TA)

69 (69-20-175) \_\_\_\_\_ vs Oklahoma (Sept. 23, 2015)

#### TOTAL ATTEMPTS (K-E-TA)

203 (62-35-203) 4s \_\_\_\_\_ vs Houston (Aug 29, 2015)

#### TOTAL ATTEMPTS 3-SETS (K-E-TA)

130 (49-17-130) \_\_\_\_\_ vs K-State (Oct. 24, 2015)

#### TOTAL ATTEMPTS 4-SETS (K-E-TA)

203 (62-35-203) \_\_\_\_\_ vs Houston (Aug 29, 2015)

#### TOTAL ATTEMPTS 5-SETS (K-E-TA)

175 (69-20-175) \_\_\_\_\_ vs Oklahoma (Sept. 23, 2015)

### OPPONENT INDIVIDUAL HIGHS

#### ATTACK PERCENT (K-E-TA) minimum 12 kills

.500 (15-0-30) \_\_\_\_\_ Payne, Kelsie at No. 10 Kansas (Nov 28, 2015)

#### KILLS (K-E-TA)

26 (26-10-62) 4s Palmer, Brookah vs. Houston (Aug 29, 2015)  
19 (19-3-33) 3s \_\_\_\_\_ Neal, Amy at No. 2 Texas (Oct 17, 2015)  
19 (19-7-45) 4s \_\_\_\_\_ Mullen, Jenna vs Portland State (Sept. 18, 2015)

#### KILLS 3-SETS (K-E-TA)

19 (19-3-33) Neal, Amy at No. 2 Texas (Oct 17, 2015)  
17 (17-3-29) Payne, Kelsie vs. No. 10 KU (Oct 7, 2015)  
17 (17-3-36) \_\_\_\_\_ Woodford, McKenna vs Washington State (Sept. 15, 2015)

#### KILLS 4-SETS (K-E-TA)

26 (26-10-62) \_\_\_\_\_ Palmer, Brookah vs. Houston (Aug 29, 2015)  
19 (19-7-45) \_\_\_\_\_ Mullen, Jenna vs Portland State (Sept. 18, 2015)

#### KILLS 5-SETS (K-E-TA)

18 (18-3-49) \_\_\_\_\_ Ward, Madison vs OU (Sept. 23, 2015)  
14 (14-3-42) Gardiner, Kimmy vs OU (Sept. 23, 2015)

#### TOTAL ATTEMPTS (K-E-TA)

62 (14- 6-62) 5s \_\_\_\_\_ Stout, Hailey vs Bucknell (Aug 29, 2014)

#### TOTAL ATTEMPTS 3-SETS (K-E-TA)

44 (15-6-44) \_\_\_\_\_ Montgomery, Morgan vs WVU (Nov 13, 2015)

#### TOTAL ATTEMPTS 4-SETS (K-E-TA)

62 (26-10-62) \_\_\_\_\_ Palmer, Brookah vs. Houston (Aug 29, 2015)  
48 (18-6-48) \_\_\_\_\_ Schaben, Jenss vs Iowa State (Nov. 21, 2015)

#### TOTAL ATTEMPTS 5-SETS (K-E-TA)

49 (18-3-49) \_\_\_\_\_ Ward, Madison vs OU (Sept. 23, 2015)  
14 (14-3-42) Gardiner, Kimmy vs OU (Sept. 23, 2015)

## INDIVIDUAL HIGHS

## ATTACK PERCENT (K-E-TA) minimum 12 kills

.688 (12-1-16)	Douglass, Lauren vs Columbia (Sept 4, 2015)
.667 (16-0-24)	Douglass, Lauren vs George Washington (Sept. 12, 2015)
.667 (13- 1-18)	Douglass, Lauren vs Utah State (Aug 28, 2015)
.613 (20- 1-31)	Stacy, Meghan vs Iowa State (Nov 21, 2015)
.500 (20- 3-34)	Douglass, Lauren vs Portland State (Sept. 18, 2015)

## KILLS (K-E-TA)

20 (20- 3-34) 4s	Douglass, Lauren vs Portland State (Sept. 18, 2015)
20 (20- 1-31) 4s	Stacy, Meghan vs Iowa State (Nov 21, 2015)
18 (18-4-40) 4s	Stacy, Meghan vs Maryland (Sept. 11, 2015)
18 (18- 9-52) 5s	Allen, Jenna vs Oklahoma (Sep 23, 2015)
17 (17- 5-35) 5s	Douglass, Lauren vs Oklahoma (Sep 23, 2015)

## KILLS 3-SETS (K-E-TA)

16 (16-3-32)	Douglass, Lauren at UTEP (Sept. 15, 2015)
13 (13- 1-18)	Douglass, Lauren vs Utah State (Aug 28, 2015)
13 (13- 5-35)	Allen, Jenna vs Washington State (Sept. 18, 2015)
12 (12-1-16)	Douglass, Lauren vs Columbia (Sept 4, 2015)

## KILLS 4-SETS (K-E-TA)

20 (20- 3-34)	Douglass, Lauren vs Portland State (Sept. 18, 2015)
20 (20- 1-31)	Stacy, Meghan vs Iowa State (Nov 21, 2015)
18 (18-4-40)	Stacy, Meghan vs Maryland (Sept. 11, 2015)
16 (16-0-24)	Douglass, Lauren vs George Washington (Sept. 12, 2015)
16 (16-3-30)	Hinneburg, Victoria vs George Washington (Sept. 12, 2015)

## KILLS 5-SETS (K-E-TA)

18 (18- 9-52)	Allen, Jenna vs Oklahoma (Sep 23, 2015)
17 (17- 5-35)	Douglass, Lauren vs Oklahoma (Sep 23, 2015)
7 ( 7- 8-24)	Redding, Sarah vs Oklahoma (Sep 23, 2015)
6 ( 6- 2-23)	Hinneburg, Victoria vs Oklahoma (Sep 23, 2015)
6 ( 6- 0-13)	Keenan, Katy vs Oklahoma (Sep 23, 2015)

## TOTAL ATTEMPTS (K-E-TA)

53 (17- 7-53) 4s	Allen, Jenna vs Iowa State (Nov 21, 2015)
52 (18- 9-52) 5s	Allen, Jenna vs Oklahoma (Sep 23, 2015)
40 (18- 4-40) 4s	Stacy, Meghan vs Maryland (Sep 11, 2015)
38 (13- 2-38) 4s	Allen, Jenna vs Houston (Aug 29, 2015)

## TOTAL ATTEMPTS 3-SETS (K-E-TA)

35 (13- 5-35)	Allen, Jenna vs Washington State (Sep 18, 2015)
35 (11- 4-35)	Allen, Jenna vs West Virginia (Nov 13, 2015)
32 (16- 3-32)	Douglass, Lauren at UTEP (Sep 15, 2015)
31 ( 9- 5-31)	Allen, Jenna at Baylor (Sep 30, 2015)
29 (10- 4-29)	Allen, Jenna vs Northwestern State (Sep 19, 2015)
29 ( 7- 4-29)	Redding, Sarah at Kansas State (Nov 07, 2015)

## TOTAL ATTEMPTS 4-SETS (K-E-TA)

53 (17- 7-53)	Allen, Jenna vs Iowa State (Nov 21, 2015)
40 (18-4-40)	Stacy, Meghan vs Maryland (Sept. 11, 2015)
38 (13- 2-38)	Allen, Jenna vs Houston (Aug 29, 2015)
35 (8- 4-35)	Fragniere, Audrey vs Houston (Aug 29, 2015)
34 (20- 3-34)	Douglass, Lauren vs Portland State (Sep 18, 2015)
33 ( 9- 2-33)	Allen, Jenna vs Portland State (Sep 18, 2015)

## TOTAL ATTEMPTS 5-SETS (K-E-TA)

52 (18- 9-52)	Allen, Jenna vs Oklahoma (Sep 23, 2015)
35 (17- 5-35)	Douglass, Lauren vs Oklahoma (Sep 23, 2015)
24 ( 7- 8-24)	Redding, Sarah vs Oklahoma (Sep 23, 2015)
23 ( 6- 2-23)	Hinneburg, Victoria vs Oklahoma (Sep 23, 2015)
13 ( 6- 0-13)	Keenan, Katy vs Oklahoma (Sep 23, 2015)

## ASSISTS

52 (4s)	Grubb, Marguerite vs George Washington (Sep 12, 2015)
52 (4s)	Grubb, Marguerite vs Iowa State (Nov 21, 2015)
52 (5s)	Grubb, Marguerite vs Oklahoma (Sep 23, 2015)
47 (4s)	Grubb, Marguerite vs Houston (Aug 29, 2015)
45 (4s)	Grubb, Marguerite vs Maryland (Sep 11, 2015)
44 (4s)	Grubb, Marguerite vs Portland State (Sep 18, 2015)

## ASSISTS 3-SETS

41	Grubb, Marguerite vs SDSU (Sept 5, 2015)
40	Grubb, Marguerite at UTEP (Sept 15, 2015)
40	Grubb, Marguerite vs West Virginia (Nov 13, 2015)
37	Grubb, Marguerite vs. No. 10 Kansas (Oct. 7, 2015)
37	Grubb, Marguerite vs Columbia (Sept 4, 2015)

## ASSISTS 4-SETS

52	Grubb, Marguerite vs George Washington (Sep 12, 2015)
52	Grubb, Marguerite vs Iowa State (Nov 21, 2015)
47	Grubb, Marguerite vs Houston (Aug 29, 2015)
45	Grubb, Marguerite vs Maryland (Sep 11, 2015)
44	Grubb, Marguerite vs Portland State (Sep 18, 2015)
21	Reed, Morgan vs Baylor (Nov 04, 2015)

## ASSISTS 5-SETS

52	Grubb, Marguerite vs Oklahoma (Sep 23, 2015)
----	--

## DIGS

29 (5s)	Foust, Carlie vs Oklahoma (Sep 23, 2015)
29 (4s)	Foust, Carlie vs Houston (Aug 29, 2015)
28 (3s)	Foust, Carlie vs West Virginia (Nov 13, 2015)
23 (3s)	Foust, Carlie vs No. 10 Kansas (Oct 07, 2015)
22 (3s)	Foust, Carlie at Iowa State (Sep 26, 2015)
22 (4s)	Fragniere, Audrey vs Houston (Aug 29, 2015)

## DIGS 3-SETS

28	Foust, Carlie vs West Virginia (Nov 13, 2015)
23	Foust, Carlie vs No. 10 Kansas (Oct 07, 2015)
22	Foust, Carlie at Iowa State (Sep 26, 2015)
21	Foust, Carlie vs Columbia (Sept 4, 2015)
21	Foust, Carlie vs SDSU (Sept 5, 2015)
21	Foust, Carlie at Kansas State (Nov 07, 2015)

## DIGS 4-SETS

29	Foust, Carlie vs Houston (Aug 29, 2015)
22	Fragniere, Audrey vs Houston (Aug 29, 2015)
22	Foust, Carlie vs Iowa State (Nov 21, 2015)
19	Foust, Carlie vs Maryland (Sept. 11, 2015)
17	Foust, Carlie vs Baylor (Nov 04, 2015)
16	Morgan, Ashley vs Baylor (Nov 04, 2015)

## DIGS 5-SETS

29	Foust, Carlie vs Oklahoma (Sep 23, 2015)
15	Akiu, Reyn vs Oklahoma (Sep 23, 2015)
12	Allen, Jenna vs Oklahoma (Sep 23, 2015)
9	Grubb, Marguerite vs Oklahoma (Sep 23, 2015)
8	Morgan, Ashley vs Oklahoma (Sep 23, 2015)

## ACES

4	Grubb, Marguerite vs Portland State (Sep 18, 2015)
4	Grubb, Marguerite vs Oklahoma (Sep 23, 2015)
3	Morgan, Ashley vs Houston (Aug 29, 2015)
3	Allen, Jenna vs West Virginia (Nov 13, 2015)

## BLOCKS (BS-BA)

8 (0- 8)	Hinneburg, Victoria vs Utah State (Aug 28, 2015)
8 (0- 8)	Grant, Brianna vs Portland State (Sep 18, 2015)
6 ( 2- 4)	Douglass, Lauren at Oklahoma (Oct 28, 2015)
6 ( 1- 5)	Douglass, Lauren vs West Virginia (Nov 13, 2015)
6 ( 1- 5)	Hinneburg, Victoria vs Portland State (Sep 18, 2015)
6 (0- 6)	Douglass, Lauren vs Houston (Aug 29, 2015)
5 ( 1- 4)	Hinneburg, Victoria vs Houston (Aug 29, 2015)
5 ( 1- 4)	Douglass, Lauren at Stephen F. Austin (Sep 04, 2015)
5 ( 1- 4)	Grant, Brianna vs Louisiana-Lafayette (Aug 28, 2015)
5 ( 1- 4)	Keenan, Katy at Navy (Sep 12, 2015)
5 (0- 5)	Douglass, Lauren vs Utah State (Aug 28, 2015)
5 (0- 5)	Keenan, Katy vs Maryland (Sep 11, 2015)
5 (0- 5)	Keenan, Katy vs Northeastern (Sep 05, 2015)
5 (0- 5)	Douglass, Lauren vs George Washington (Sep 12, 2015)
5 (0- 5)	Douglass, Lauren at UTEP (Sept. 15, 2015)





# HISTORY AND RECORDS



# COACHING RECORDS

## TEXAS TECH ALL-TIME HEAD COACHES



Janice Hudson  
1975-84



Donna Martin  
1985-88



Mike Jones  
1990-94



Jeff Nelson  
1995-2002



Nancy Todd  
2003-08



Trish Knight  
2009-10



Beth Falls  
2010



Don Flora  
2011-2015



Tony Graystone  
2016-Present

### YEAR-BY-YEAR RECORDS

Year	Coach	Overall Record	Conf.	Postseason
1975	Janice Hudson	35-16	—	AIAW First Round
1976	Janice Hudson	56-7-1	—	AIAW Second Round
1977	Janice Hudson	42-19	—	AIAW Second Round
1978	Janice Hudson	20-19-3	—	AIAW First Round
1979	Janice Hudson	34-23-1	—	AIAW First Round
1980	Janice Hudson	46-16	—	AIAW Second Round
1981#	Janice Hudson	28-36-1	—	AIAW Second Round

# The NCAA began sponsoring Volleyball in 1981; however, Texas Tech did not become a member of that association until 1982.

### SOUTHWEST CONFERENCE

1982	Janice Hudson	24-22	4-6	—
1983	Janice Hudson	23-32	2-8	—
1984	Janice Hudson	25-9	6-4	—
1985	Donna Martin	19-9	5-5	—
1986	Donna Martin	13-13	3-7	—
1987	Donna Martin	15-14	7-3	—
1988	Donna Martin	13-18	3-7	—
1989	Mike Jones	20-12	7-3	—
1990	Mike Jones	30-3	8-2	NCAA Second Round
1991	Mike Jones	26-6	8-2	NCAA Second Round
1992	Mike Jones	23-10	7-3	NCAA First Round
1993	Mike Jones	14-16	3-7	—
1994	Mike Jones	15-15	4-6	—
1995	Jeff Nelson	21-12	4-6	NCAA Second Round

### BIG 12 CONFERENCE

1996	Jeff Nelson	25-9	12-8	NCAA First Round
1997	Jeff Nelson	23-11	10-10	—
1998	Jeff Nelson	23-11	12-8	NCAA First Round
1999	Jeff Nelson	18-15	7-13	—
2000	Jeff Nelson	24-9	12-8	NCAA First Round
2001	Jeff Nelson	18-14	9-11	NCAA First Round
2002	Jeff Nelson	14-15	9-11	—
2003	Nancy Todd	11-18	3-17	—
2004	Nancy Todd	10-16	6-14	—
2005	Nancy Todd	11-20	4-16	—
2006	Nancy Todd	12-17	5-15	—
2007	Nancy Todd	7-22	1-19	—
2008	Nancy Todd	5-26	0-20	—
2009	Trish Knight	2-27	0-20	—
2010	Trish Knight	3-17	1-10	—
2010	Beth Falls	1-8	1-8	—
2011	Don Flora	15-17	1-15	—
2012	Don Flora	14-18	3-13	—
2013	Don Flora	10-22	3-13	—
2014	Don Flora	14-14	2-14	—
2015	Don Flora	14-16	3-13	—

### HEAD COACHING RECORDS

Name	Tenure (Yrs)	Record	Pct.
Janice Hudson	1975-84 (10)	333-199-6	.625
Donna Martin	1985-88 (4)	60-54	.526
Mike Jones	1990-94 (5)	128-62	.674
Jeff Nelson	1995-2002 (8)	166-96	.634
Nancy Todd	2003-08 (6)	56-119	.320
Trish Knight*	2009-10 (1.5)	5-44	.102
Beth Falls	2010 (0.5)	1-8	.111
Don Flora	2011-2015 (5)	67-87	.435
Overall	40 Seasons	816-669-6	.547

\* Trish Knight resigned on Oct. 25, 2010, and Beth Falls was named Interim Head Coach for the remainder of the 2010 season.

### MISCELLANEOUS RECORDS

Home Record	304-199
Away Record	205-285
Neutral Site Record	307-185-6

### WINS PER SEASON (AVERAGE)

Rank	Coach	Years	Wins/Year
1.	Janice Hudson (1975-84)	10	33.3
2.	Mike Jones (1990-94)	6	21.3
3.	Jeff Nelson (1995-02)	8	20.8
4.	Donna Martin (1985-88)	4	15.0
5.	Don Flora (2011-2015)	5	13.4
6.	Nancy Todd (2003-08)	6	9.3
7.	Trish Knight (2009-10)	1.5	2.5
8.	Beth Falls (2010)	0.5	1.0



# ALL-TIME LETTERWINNERS

<b>-A-</b>		Emily Ehrle	2012	<b>-K-</b>		Laura Richards	1980	
	Elsie Adams	1974-76	Tyler Elley		2008	Natalie Rives	1997-98	
	Reyn Akiu	2015-	Dana Elrod		1979-80	Alexxa Roberts	2009-10	
	Jenna Allen	2013-15	Courtney Enschn		2013-14	Martha Robinson	1975	
	Marcelia Arnold	1975-76				Ruth Roman	1976	
Joanna Atkinson	1975			[McGuire in 1988]	Amy Rose	2011		
<b>-B-</b>		<b>-F-</b>				<b>-S-</b>		
		Rhonda Farley	1978-81	Ruth Knight	1976-77	Erica Ruegg	1990-93	
		Chris Fehrle	1990-93	Jaja Kubalova	2000-01	Emily Ruetter	2012-14	
	Tracy Backess	1981	Heather Fife-Berres	1996-97	Michelle Kuester	2009	Paige Russell	1984-87
	Becca Baldwin	2007-08	Michelle Flores	2005-08	Linda Kuntz	1978-80	Ann Romjue	1999-2002
	Vicki Baldwin	1986-89	Brianna Florus	2004-05				
	Hayley Ball	2008-09	Kate Foley	2011	<b>-L-</b>			
	Wanda Balmos	1979	Whitney Ford	2012-14	Nancy Landry	1977		
	Desiree Batista	2004-05	Carlie Foust	2013-15	Cecilia Lange	1983-84		
	Amy Baxter	1991-92	Audrey Fragniere	2014-	Amy Lindsey	1982	Joni Salmon	1975
Tana Beall	1982-83	Jennifer Franklin	1992	Mary Loesch	1984-87	Adrienne Salomone	1990-91	
Margie Becker	1980-81	Ashley Frogg�	1997-98	Lisa Love	1974-77	Hannah Salyer	2010-11	
Stacy Blasingame	1983-85			Lindsey Louis	2004-07	Philister Sang	2005-06	
Jackie Bode	1992-93			Barabara Lueke	1977-78	Gracie Santana	1988	
		<b>-G-</b>		Kiley Lyons	2003-06	Amanda Sbragia	2007-08	
Laura Borchardt	1977-78	Grace Gallardo	1979-81			Abby Schukman	2002-03	
Judy Bosque	1980	Lori Garber	1998-99			Courtney Shambaugh	2000-02	
Becky Boxwell	1984-87	Raven Garrett	2003-04	<b>-M-</b>		Karen Shepherd	1981	
Kim Breitbach	1995-98	Courtney Gentry	1990	Chris Martin	1988-91	Jill Slapper	1992-95	
Emily Brengman	1997-98	Kim Gosselin	1989-92	Christine Martin	1993-96	Bonny Smith	1999	
Kelley Bronk	1984-87	Laura Gottschalk	2005-07	Melissa McGehee	1999-01	Brooke Smith	2008	
Nancy Brewer	1976	Brianna Grant	2012-15	Megan McGuire	1982-83	Ebony Smith	1998-99	
Brandie Brown	1994-97	Daneen Grisham	2001-04	Lydia McKay	2012	Colleen Smith	1999-00	
Darbie Bruning	1983	Laura Grote	2000-04	Cindy McMillan	1976	Holly Snooks	1991-92	
Rachel Brummitt	2012-14	Marguerite Grubb	2013-	Ruth Meek	1976-77	Irene Solano	1979-82	
Katelyn Bryant	2015-	Cynthia Gunn	1989	Karlynn Meyers	2008-11	Sheila Solomon	1987-90	
Tracey Buckner	1981			Christina "Nina" Miller	2003-04	Ellen Sorrells	2012-13	
Robyn Bucy	2003-06	<b>-H-</b>		Mikia Mills	2011-14	Kristen Sparks	1989-92	
Sheridan Burgess	2010-11	Katie Halley	2002	Kelli Minardo	2007-08	Jaclyn Spearman	2007	
Lisa Burgher	1976-77	Elizabeth Hamilton	1997-98	Angela Mooney	2000-03	Meghan Stacy	2012-15	
Jill Burness	1995-96	Jenn Harrell Goehry	2006-09	Anne Mooney	1992-94	Teresa Stafford	1979-82	
		[Goehry in 2009]		Ashley Morgan	2014-	Lannie Stevenson	1987-88	
		Samantha Harvey	2001	Sonia Moric	1995-98	Wendy Swanson	1993-94	
		Cynthia Hardaway	1981			Shawn Sweeten	1985	
		Cindy Hawkins	1975	<b>-N-</b>				
<b>-C-</b>		Aleah Hayes	2009-10	Candice Neill	2009-10	<b>-T-</b>		
Sharon Cain	1986	Lisa Head	1987	Danielle Nickle	2004	Cynthia Tippery	1978	
Carmela Caldwell	1979-80	Connie Helton	1985-88	Foydell Nutt	1977-80	Courtney Thames	1993-96	
Betty Campbell	1975-76	Allison Hetterich	1983-86	Lacy Nye	1993-96	Rosalind Thompson	1981	
Ginger Carter	1991-94	Jessy Herrera	2001-03			Missy Trent	1987	
Mary Alice Campbell	1975	Holly Hicks	2005-06	<b>-O-</b>		Carolyn Tubbs	1978-81	
Miara Cave	2009-12	Lisa Hilgers	1995-98	Michelle Ogbeide	2008	Kattie Turner	2005	
Amy Charlebois Gandy	2004-07	Amanda Hiller	2004-05	Karri Ohland	1983-84			
[Gandy in 2007]		Victoria Hinneburg	2014-	Skydra Orzen	1998-2001	<b>-U-</b>		
Lisa Clark	1987-90	Kristen Homes	1995-98	Pam Osterfeld	1996-98	Becky Urech	2002	
Jennifer Cohn	1992-95	Brandi Hood	2007-08	Alicia Ostmeyer	2006-07			
Barrbara Conceicao	2009-10	Sarah Hoyt	1977	Diane Owens	1992-95	<b>-V-</b>		
Angela Cooper	1995-97	Nicole Hragyil	2011-14			Tory Vaughan	2009-12	
Regina Cole	1982	Rhonda Hubbard	1979-80	<b>-P-</b>		Debbie Vela	1983-84	
Joanne Cooper	1981-82	Janice Huling	1982	Jamye Pauley	2005-06	Andrea Ventura	1990-91	
Christy Cotton	1976-79	Heather Hughes Justice	1997-2001	Jenny Pavley	1994	Jackie Vincent	2007-10	
Caroline Courtney	2007-10	[Justice in 2000]		Aubree Piper	2010-13			
Debbie Crown	1982-85	Brandy Huskey	2010-11	Lisa Pipes	1975-77	<b>-W-</b>		
Yolanda Cumbess	1998-01			Cindy Pippery	1978	Jessica Watson	2002-03	
		<b>-I-</b>		Connie Pittman	1977-78	Christa White	1979-82	
		Michele Ihrig	1984	Sonja Pittman	1977-80*	Robin Williams	1982-83	
<b>-D-</b>				Sam Podraza	2011-14	Shelly Williams	1978	
Karen Daily	1976	<b>-J-</b>		Lynn Ponder	1986-88	Anita Wilson	1975-76	
Katie Daffer	2013	Shana Jacobsen	1985-87	Courtney Putnam	1996-98	Caroline Witte	2008-09	
Breeann David	2011-14	Deandra Johnson	2002	Stacey Poole	1999-02	Emily Wright	2012-14	
Cheryl Davis	1975-78	Debbie Johnson	1974-77	Breanna Pursley	2002-03			
Khristie Davis	1988-89	Dotty Johnson	1975			<b>-Y-</b>		
Retha Davis	1975	Kelly Johnson	2001-04	<b>-R-</b>		Alyssa Ybanez	2014-	
Megan Dominguez	2011-12	Janelle Jones	1997-2000	Meredith Rankin	2012	Justine Young	2010	
Jenny Donohoo	1999	Teresa "T.J." Jones	1976-79	Dravon Rangel	2011			
Lauren Douglass	2014-	Kate Jury-Shannon	1998-2001	Laura Rasmussen	1975	<b>-Z-</b>		
Amanda Dowdy	2008-11	[Shannon in 2001]		Sarah Redding	2015-	Sabrina Zenon	1988-91	
Kourtney Dunnam	2007			Morgan Reed	2015	Emily Ziegler	2004-07	
<b>-E-</b>								
Sheri Earl	1979-80							
Valerie Earl	1978-81							



# YEAR-BY-YEAR RESULTS

## 1974

Head Coach: Jeannine McHaney

Record: 18-10

Official records unfortunately no longer exist.

## 1975

Head Coach: Janice Hudson

Record: 35-16

Date	Opponent	Result	Scores
9/16	at West Texas State	L	5-15, 13-15
9/25	HOWARD COLLEGE	W	15-7, 15-9
9/26	SUL ROSS STATE	L	16-14, 14-16, 7-15
9/27	WEST TEXAS STATE	L	6-15, 15-10, 11-15
9/27	MCMURRY	W	15-1, 15-2
9/29	at Abilene Christian	W	15-3, 15-13
9/29	at McMurry	W	15-7, 15-6
10/1	HARDIN-SIMMONS	W	15-10, 15-7
Texas Woman's Tournament (Finished 6th)			
10/3	vs Tarleton State	W	15-0, 15-0
10/3	vs SW Texas St.	W	15-4, 15-6
10/3	vs Midwestern State	W	15-1, 15-1
10/4	at Texas Woman's U.	L	9-15, 9-15
10/4	vs UT-Arlington	L	13-15, 15-8, 12-15
10/4	vs Texas	W	13-15, 15-11, 15-12
10/4	vs Texas Wesleyan	W	15-4, 15-12
10/8	WEST TEXAS STATE	L	15-6, 10-15, 11-15
10/8	MCMURRY	W	15-1, 15-2
University of Houston Tournament (Finished 4th)			
10/10	vs East Texas State	W	15-7, 15-2
10/10	vs Midwestern State	W	15-2, 15-3
10/11	at Houston	L	8-15, 8-15
10/11	vs Lamar	L	6-15, 15-12, 14-16
10/11	vs Abilene Christian	W	15-11, 17-15
10/14	at Hardin-Simmons	W	15-10, 15-7
10/14	at Abilene Christian	W	15-3, 16-14
10/15	vs Sul Ross State	L	15-11, 4-15, 4-15
10/21	ABILENE CHRISTIAN	W	15-11, 15-13
10/22	HOWARD COLLEGE	W	15-9, 15-8
10/22	ODESSA COLLEGE	W	15-5, 15-3
Lamar Tournament, Beaumont, Texas (Finished 3rd)			
10/24	vs Tarleton State	W	15-3, 15-3
10/24	vs Houston	L	8-15, 6-15
10/24	vs Texas Wesleyan	W	15-4, 15-1
10/24	vs Dallas Baptist	W	15-1, 15-2
10/25	at Lamar	L	7-15, 15-9, 6-15
10/28	ODESSA COLLEGE	W	15-4, 15-4
10/30	WEST TEXAS STATE	W	15-5, 15-4
10/30	ABILENE CHRISTIAN	L	11-15, 15-3, 11-15
Texas AIAW West Zone Tournament, Lubbock (Won)			
10/31	HOWARD COLLEGE	W	15-11, 15-11
10/31	WEST TEXAS STATE	W	15-13
10/31	Abilene Christian	W	15-0
11/1	SUL ROSS STATE	W	9-15, 15-11, 15-13
11/1	MCMURRY	W	15-4, 15-2
11/1	HOWARD COLLEGE	W	15-9, 15-9
11/1	NEW MEXICO STATE	W	15-5, 15-9
Texas-Arlington Tournament (Finished 3rd)			
11/7	vs Texas A&M	W	15-11, 11-15, 15-8
11/7	vs Sam Houston State	L	9-15, 9-15
11/8	vs Texas Wesleyan	W	15-5, 15-1
11/8	vs Texas Woman's	L	4-15, 6-15
11/8	vs Texas	W	15-10, 15-11
Texas AIAW State Tournament, Austin, Texas (3rd in Pool)			
11/14	vs Texas Woman's	L	12-15, 10-15
11/14	vs Texas A&M	W	15-10, 9-15, 15-13
11/14	at Texas	L	13-15, 15-10, 13-15

## 1976

Head Coach: Janice Hudson

Record: 56-7-1

Date	Opponent	Result	Scores
New Mexico State Tournament (Won/6 teams)			
9/10	vs Eastern NM U.	W	15-4, 15-3
9/10	vs New Mexico	W	15-4, 15-6
9/11	vs Texas-El Paso	W	15-7, 15-6
9/11	vs Sul Ross State	W	15-3, 15-13
9/11	at New Mexico State	W	15-3, 15-9
9/14	WEST TEXAS STATE	W	15-5, 15-3
9/16	at Hardin-Simmons	W	15-1, 15-11
9/20	at Angelo State	W	11-15, 15-7, 15-3, 15-9
9/23	at West Texas State	W	15-7, 15-10
Texas Tech Invitational (Won/5 teams)			
9/24	NEW MEXICO STATE	W	15-12, 15-2
9/24	ANGELO STATE	W	15-4, 15-8
9/25	WEST TEXAS STATE	W	15-12, 15-8
9/25	ABILENE CHRISTIAN	W	15-5, 15-6
9/28	ABILENE CHRISTIAN	W	15-10, 15-4
9/28	MCMURRY	W	15-4, 5-15, 15-7
Texas Wesleyan Tournament (Won/12 teams)			
10/1	vs East Texas State	W	15-5, 15-3
10/1	vs Texas	T	6-15, 15-9
10/1	vs Texas	W	15-8, 11-15, 15-11
10/2	vs Midwestern State	W	15-2, 15-0
10/2	vs Angelo State	W	15-8, 15-2
10/2	vs North Texas	W	15-8, 16-14
10/2	at Texas Wesleyan	W	15-5, 15-3
10/5	ANGELO STATE	W	15-3, 15-4
University of Houston Tournament (6th/20 teams)			
10/8	vs Abilene Christian	W	15-1, 11-15, 15-12
10/8	vs S.F. Austin	W	8-15, 15-7, 15-1
10/9	vs LSU	W	15-1, 15-4
10/9	at Houston	L	3-15, 10-15
10/9	vs Lamar	L	7-15, 16-14, 9-15
10/12	HARDIN-SIMMONS	W	15-4, 15-5
Sam Houston St. Tournament (3rd/20 teams)			
10/15	vs Baylor	W	15-9, 15-6
10/15	vs San Jacinto	W	11-15, 15-8, 15-9
10/15	vs San Antonio JC	W	15-2, 15-9
10/16	vs UT-Arlington	W	12-15, 15-11, 15-12
10/16	at Sam Houston St.	W	15-2, 15-8
10/16	vs Houston	L	8-15, 12-15
10/16	vs Lamar	W	15-9, 15-3
10/19	MCMURRY	W	15-6, 15-8
10/30	Abilene Christian	W	15-8, 15-10
AIAW West Zone, Albuquerque, N.M. (Won/7 teams)			
10/29	vs McMurry	W	15-6, 10-15, 15-2
10/29	vs Angelo State	W	15-2, 15-10
10/29	vs Abilene Christian	W	15-7, 15-12
10/30	vs West Texas State	W	15-12, 15-13
Texas-Arlington Tournament (Won/12 teams)			
11/5	vs Stephen F. Austin	W	15-9, 15-7
11/5	vs Texas Woman's U.	W	15-3, 15-9
11/5	vs Angelo State	W	15-7, 15-6
11/6	vs West Texas St.	W	15-8, 15-12
11/6	vs UT-Arlington	W	15-12, 15-9
11/6	vs Tex.Lutheran	W	9-15, 15-2, 16-14
11/6	vs Texas A&M	W	17-15, 15-4
AIAW State Tournament, Canyon, Texas (6th/16 teams)			
11/12	vs Sam Houston	W	8-15, 15-7, 15-10
11/12	vs Stephen F. Austin	W	15-7, 15-6
11/12	vs Texas	W	15-7, 15-9
11/13	vs Texas	L	11-15, 15-9, 13-15
11/13	vs Lamar	W	15-11, 16-14
11/13	vs Texas A&M	L	7-15, 5-15
AIAW Regional, Nacogdoches, Texas (5th/13 teams)			
11/19	vs Tulane	W	15-5, 15-4
11/19	vs Lamar	L	15-13, 13-15, 9-15
11/19	vs North Texas	W	15-8, 16-14
11/19	vs Oklahoma	W	15-7, 15-3
11/19	vs North Texas	W	15-9
11/19	vs Lamar	W	15-13
11/20	vs UT-Arlington	L	7-15, 9-15
11/20	at Stephen F. Austin	W	15-7, 15-7
11/20	vs Sam Houston St.	W	15-7, 15-10

## 1977

Head Coach: Janice Hudson

Record: 42-19

Date	Opponent	Result	Scores
Texas Tech Tournament (Won/4 teams)			
9/16	SUL ROSS ST.	W	15-13, 15-7
9/16	ANGELO STATE	W	15-13, 15-4
9/17	Abilene Christian	W	15-12, 15-12
9/17	NEW MEXICO ST.	W	17-15, 19-17
9/20	ANGELO ST.	W	15-11, 15-8, 15-12
North Texas State Tournament, Denton, Texas (3rd/10 teams)			
9/23	vs Utah State	L	13-15, 4-15
9/23	vs Lamar	W	15-10, 15-13
9/23	vs Sam Houston St.	L	9-15, 6-15
9/24	vs UT-Arlington	W	12-15, 15-12, 15-10
9/24	vs Baylor	W	17-15, 10-15, 15-13
9/24	vs SW Missouri St.	L	15-6, 9-15, 15-9
9/24	vs Texas A&M	W	15-11, 13-15, 15-13
9/25	UTAH	L	15-8, 7-15, 13-15
BYU Tournament, Provo, Utah (Tie 5/14 teams)			
9/30	vs NE Colo. JC	W	15-9, 15-4
9/30	vs Weber State	W	15-3, 15-5
9/30	vs Portland Univ.	L	8-15, 16-17
10/1	vs Utah State	L	13-15, 10-15, 14-16
10/1	vs NM State	W	15-4, 15-9, 15-11
10/1	vs Texas	W	16-14, 15-6, 15-9
10/4	ABILENE CHRISTIAN	W	15-3, 15-6
10/4	WEST TEXAS STATE	W	15-6, 15-10
Houston Tournament (6th/20 teams)			
10/7	vs LSU	W	15-10, 15-5
10/7	vs NE OK State	W	15-1, 15-1
10/7	vs Stephen F. Austin	W	15-10, 15-13
10/7	vs SW Missouri State	L	11-15, 11-15
10/8	vs Texas Lutheran	L	9-15, 10-15, 15-12, 12-15
10/11	at Abilene Christian	W	15-7, 15-4
10/11	at McMurry	W	15-5, 15-9
Sam Houston St. Tournament (6th/14teams)			
10/14	vs Stephen F. Austin	W	17-15, 15-5
10/14	vs SW Texas State	W	15-10, 15-7
10/14	vs Texas A&M	W	15-3, 15-4
10/14	vs Houston	L	15-12, 2-15, 13-15
10/15	vs Rice	W	15-5, 15-5
10/15	vs Houston	L	10-15, 7-15
10/18	WEST TEXAS STATE	W	15-4, 15-4, 15-5
10/20	at West Texas State	W	15-13, 13-15, 15-7, 15-11
10/25	at Angelo State	W	15-13, 9-15, 15-6, 15-1
Texas AIAW West Zone, Abilene (Won/6 teams)			
10/28	vs Hardin-Simmons	W	15-4, 15-3
10/28	vs McMurry	W	15-10, 15-0
10/28	at Abilene Christian	W	15-4, 4-15, 15-9
10/29	vs Sul Ross	W	15-7, 8-15, 15-8, 19-17
10/29	vs West Texas State	W	15-5, 15-13, 15-7
UTA/Texas Wesleyan Tournament (4th/18 teams)			
11/4	vs Texas Woman's U.	W	16-14, 15-12
11/4	vs Utah	L	11-15, 12-15
11/4	at Texas Wesleyan	W	15-6, 15-6
11/4	vs Sam Houston State	W	15-8, 15-7
11/5	vs SW Texas State	W	15-8, 15-7
11/5	vs North Texas	W	15-10, 15-9
11/5	vs Texas A&M	L	13-15, 9-15
11/5	vs Utah	L	15-9, 2-15, 13-15
AIAW State Tournament, Arlington, Texas (7th/8 teams)			
11/11	vs Stephen F. Austin	W	15-13, 15-3
11/11	vs Baylor	W	10-15, 15-13, 15-13
11/11	vs Lamar	L	13-15, 15-7, 11-15
11/12	vs Lamar	L	2-15, 6-15, 8-15
11/12	vs Houston	L	11-15, 7-15, 15-12, 15-4, 3-15
AIAW Regional Tournament, Austin, Texas (6th/14 teams)			
11/18	vs Tulane	W	15-13, 15-3
11/18	vs North Texas	W	15-3, 15-5
11/18	vs Lamar	L	7-15, 18-16, 8-15
11/19	vs Texas A&M	L	3-15, 15-6, 6-15
11/19	at Texas	W	15-11, 15-6
11/19	vs UT-Arlington	L	5-15, 13-15

# YEAR-BY-YEAR RESULTS

**1978**  
Head Coach: Janice Hudson  
Record: 20-19-3

Date	Opponent	Result	Scores
Texas Tech Invitational (Won/4 teams)			
9/8	SUL ROSS ST.	W	15-3, 15-7
9/9	EASTERN NM U.	W	15-2, 15-2
9/9	ANGELO STATE	W	10-15, 15-12, 15-11
9/9	WEST TEXAS STATE	W	7-15, 15-3, 15-3
9/12	at West Texas State	W	15-5, 8-15, 15-4, 15-7
North Texas Tournament, Denton, Texas (3rd in Pool)			
9/15	at North Texas	L	15-8, 5-15, 11-15
9/15	vs Oklahoma	W	14-16, 15-10, 15-5
9/15	vs Texas Woman's U.	W	15-5, 15-8
9/16	vs SW Missouri	L	9-15, 11-15
9/16	vs UT-Arlington	L	4-15, 9-15
9/19	ANGELO STATE	W	6-15, 15-6, 16-14, 15-11
SDSU Tournament, San Diego, Calif. (3rd in Pool/20 teams)			
9/22	vs Arizona	T	15-6, 4-15
9/22	vs UC-Irvine	T	16-14, 9-15
9/22	at San Diego St.	L	4-15, 5-15
9/22	vs Texas	T	15-13, 1-15
9/22	vs UC-Riverside	L	15-6, 6-15, 13-15
9/23	vs U. San Diego	L	10-15, 5-15, 13-15
9/26	at Abilene Christian	W	15-9, 19-17, 15-13
BYU Tournament, Provo, Utah (5th Pool/11th overall)			
9/29	vs Montana State	W	15-10, 15-5
9/29	vs New Mexico	L	15-7, 15-17, 7-15
9/29	vs Arizona	L	5-15, 5-15
9/29	vs Utah	L	14-16, 12-15
9/29	vs CS Long Beach	L	6-15, 14-16
9/30	vs Wyoming	W	15-2, 15-3
9/30	vs Northern Colo.	W	15-12, 15-3
10/5	at Angelo State	L	13-15, 15-9, 10-15, 14-16
10/10	ABILENE CHRISTIAN	W	15-11, 15-4
10/10	WEST TEXAS STATE	W	15-13, 15-13
Houston Tournament (3rd in Pool)			
10/13	vs Texas A&I	L	15-11, 10-15, 7-15
10/13	vs Oklahoma	W	15-7, 15-1
10/13	vs Texas	L	17-15, 14-16, 11-15
10/13	vs Memphis State	W	15-11, 15-5
10/17	ANGELO STATE	W	15-11, 15-5
Texas Tech Invitational (2nd/10 teams)			
10/27	Lubbock Christian	W	15-1, 15-11
10/28	EASTERN NM U.	W	15-2, 15-4
10/28	ANGELO STATE	W	15-7, 15-8, 15-10
10/28	LAMAR	L	10-15, 4-15, 15-13, 15-11, 13-15
Texas AIAW State Tournament, Houston			
11/3	vs Texas Woman's U.	W#	15-6, 15-6
11/3	vs West Texas State	W#	15-3, 15-7
11/3	vs Houston	L	10-15, 10-15
11/4	vs Texas A&M	L	10-15, 14-16
11/4	vs Baylor	L	10-15, 12-15

# Tech later forfeited, ineligible player.  
Home matches at Women's Gym  
\$ - Nationally ranked opponent

**1979**  
Head Coach: Janice Hudson  
Record: 34-23-1

Date	Opponent	Result	Scores
9/6	OKLAHOMA	W	15-12, 15-8, 15-4
Texas Tech Invitational (3rd/8 teams)			
9/7	SUL ROSS STATE	W	11-15, 15-4, 15-8
9/7	Lubbock Christian	W	15-10, 15-4
9/7	EASTERN NM U	W	15-10, 15-4
9/8	OKLAHOMA	L	14-16, 15-17, 11-15
9/11	WEST TEXAS STATE	W	15-10, 15-5, 15-10
North Texas State Tournament, Denton, Texas (4th/12 teams)			
9/14	vs SW Missouri State	W	15-7, 15-5
9/14	vs Oklahoma	L	7-15, 17-15, 13-15
9/14	vs Texas A&M	W	7-15, 17-15, 13-15
9/15	at North Texas	W	15-13, 15-11
9/15	vs Stephen F. Austin	W	15-5, 15-4
9/15	vs Nebraska	L	5-15, 15-11, 3-15
9/15	vs Oklahoma	L	15-13, 11-15, 13-15
9/18	ENMU	W	15-0, 15-13, 15-6
SDSU Tournament, San Diego, Calif. (5th in Pool)			
9/21	vs Southern Cal	L	4-15, 6-15
9/21	vs Minnesota	L	13-15, 6-15
9/21	vs CS Long Beach	L	9-15, 1-15
9/21	vs Utah	T	4-15, 15-10
9/25	at Lubbock Christian	W	15-6, 15-7, 15-11
BYU Tournament, Provo, Utah (5th in Pool/17th overall)			
9/28	vs Colorado State	L	8-15, 12-15
9/28	vs Portland State	L	10-15, 5-15
9/29	vs Idaho State	W	15-9, 8-15, 15-12
9/29	vs Utah	W	15-13, 14-16, 15-3
9/29	vs Ohio State	W	15-9, 16-14
10/2	at Abilene Christian	W	15-6, 15-11, 15-5
10/3	at Sul Ross State	W	15-8, 15-11, 15-7
10/9	EASTERN NM U.	W	15-5, 15-2, 15-3
Houston Invitational, Houston (Last/10 teams)			
10/12	vs New Mexico State	L	9-15, 15-11, 13-15
10/12	vs Illinois State	L	13-15, 7-15
10/12	vs UT-Arlington	L	6-15, 6-15
10/12	vs SW Missouri	L	13-15, 14-16
10/16	Lubbock Christian	W	15-4, 15-6, 15-4
Sooner Invitational, Norman, Okla. (Won/4 teams)			
10/19	vs Oklahoma State	W	15-3, 15-10, 15-10
10/19	at Oklahoma	L	14-16, 14-16, 10-15
10/19	vs LSU	L	8-15, 7-15, 15-12, 15-10, 11-15
10/20	vs LSU	W	15-5, 15-13
10/20	at Oklahoma	W	15-4, 15-10
10/20	at Oklahoma	W	13-15, 17-15, 15-3
10/22	at West Texas State	W	15-11, 16-14, 15-13
10/23	MIDWESTERN STATE	W	15-6, 15-13
10/30	ABILENE CHRISTIAN	W	15-11, 15-13, 15-10
Texas AIAW State Tournament, Austin			
11/2	vs West Texas State	W	15-7, 15-11
11/2	vs Houston	L	3-15, 8-15
11/3	vs Texas	L	8-15, 3-15, 8-15
11/3	vs Texas A&M	W	8-15, 15-6, 15-11
11/3	vs Texas Woman's U.	W	15-4, 15-2
11/8	at Oklahoma	L	10-15, 9-15
Oral Roberts Tournament, Tulsa, Okla. (4th/12 teams)			
11/9	vs Baylor	W	15-8, 15-8
11/9	vs Wichita State	W	15-3, 15-3
11/9	vs Oklahoma State	W	15-13, 15-4
11/10	vs Stephen F. Austin	W	15-12, 15-14
11/10	vs SW Missouri	L	11-15, 15-7, 5-15
11/10	vs Baylor	W	15-3, 15-10
11/10	at Oral Roberts	L	11-5, 11-15
Southwest AIAW Regional, Arlington (T7th)			
11/16	vs West Texas St.	W	4-15, 15-6, 16-14
11/16	vs Lamar	L	6-15, 11-15
11/16	vs Lamar	L	10-15, 1-15, 7-15
11/16	vs Oklahoma	L	15-4, 10-15, 11-15

**1980**  
Head Coach: Janice Hudson  
Record: 46-16

Date	Opponent	Result	Scores
9/4	NEW MEXICO ST.	W	15-13, 15-11, 9-15, 15-8
Texas Tech Invitational (1st/6 teams)			
9/5	SUL ROSS ST.	W	15-7, 15-12
9/5	Abilene Christian	W	15-7, 15-4
9/6	EASTERN NM U.	W	15-3, 15-4
9/6	OKLAHOMA STATE	W	16-14, 15-4
9/6	NEW MEXICO ST.	W	6-15, 15-8, 15-13, 15-0
9/11	at New Mexico St.	L	9-15, 9-15, 15-9, 1-15
NMSU Tournament, Las Cruces, N.M. (1st/4 teams)			
9/12	vs Eastern NM U.	W	15-3, 15-6
9/12	vs Sul Ross State	W	15-6, 17-19, 15-6
9/13	at New Mexico St.	L	15-13, 7-15, 15-17
9/13	vs Mesa CC	W	15-6, 16-14
9/13	at New Mexico St.	W	7-15, 9-15, 15-11, 15-6, 15-8
Alabama Tournament, Tuscaloosa, Ala. (Won/7 teams)			
9/19	vs Alabama-Birm.	W	15-6, 15-11
9/19	vs Florida State	L	6-15, 15-10, 10-15
9/19	vs Memphis State	W	15-12, 15-4
9/20	vs Central Florida	W	15-10, 15-3
9/20	vs Miami	W	15-10, 4-15, 15-6
9/20	at Alabama	W	15-6, 15-6
9/22	at West Texas St.	W	15-9, 15-2, 15-12
9/23	TEXAS A&M	W	15-12, 15-6, 15-13
BYU Tournament, Provo, Utah (5th/won consolation bracket)			
9/25	vs Montana	L	15-13, 5-15, 13-15
9/25	vs Northern Arizona	W	15-4, 15-4
9/26	vs Weber State	W	15-8, 16-14
9/26	at BYU	W	4-15, 15-4, 15-11
9/27	vs UT-Arlington	L	13-15, 11-15, 12-15
9/27	vs Texas A&M	W	15-3, 15-4, 15-2
9/27	at BYU	W	15-9, 15-10, 6-15, 15-13
9/30	at Eastern NM U.	W	15-2, 15-2, 15-6
10/7	vs Texas Lutheran	W	15-1, 5-15, 15-4
10/7	at Angelo State	W	17-15, 15-11
Houston Tournament (4th/12 teams)			
10/8	vs Illinois	W	16-14, 14-16, 15-13
10/10	vs Lamar	W	10-15, 15-11, 15-9
10/10	vs Oral Roberts	W	10-15, 15-11, 15-9
10/10	vs Illinois State	W	15-11, 17-15
10/11	vs SW Missouri State	L	11-15, 0-15
10/11	vs UT-Arlington	L	8-15, 10-15
10/13	at Texas A&M	W	15-9, 8-15, 15-8, 8-15, 15-5
10/14	Abilene Christian	W	15-11, 15-6, 15-8
10/15	EASTERN NM U.	W	15-7, 15-2, 14-16, 15-6
10/22	vs Sul Ross State	W	14-16, 16-14, 15-5, 15-7
10/24	\$ TEXAS	L	9-15, 11-15, 13-15
10/29	WEST TEXAS STATE	W	15-4, 15-1, 15-6
10/30	WEST TEXAS STATE	W	15-4, 15-5
10/30	NEW MEXICO	W	15-12, 15-9
11/4	at Abilene Christian	W	15-6, 15-8, 15-9
State AIAW Championships, College Station, Texas (5th)			
11/7	at Texas A&M	L	4-15, 15-17
11/7	vs UT-Arlington	L	8-15, 7-15
11/7	vs North Texas	W	15-11, 15-10
11/8	vs North Texas	W	15-10, 15-5
11/8	vs Texas Woman's U.	W	15-11, 16-14
11/11	at \$ Texas	L	6-15, 14-16, 13-15
11/11	vs SW Texas State	W	15-10, 15-5
SW Regional AIAW Tournament, Baton Rouge, La. (4th)			
11/19	vs North Texas	W	15-13, 15-13
11/19	vs Texas A&M	W	15-6, 13-15, 15-9
11/19	vs Texas	L	15-12, 11-15, 13-15
11/20	vs Oral Roberts	W	15-9, 15-5
11/20	vs Houston	L	15-10, 10-15, 9-15
11/21	vs Texas	L	5-15, 12-15
Southwest Conference Tournament, Lubbock			
12/5	BAYLOR	W	15-6, 15-3
12/5	TEXAS A&M	L	14-16, 4-15
12/6	TEXAS	L	6-15, 17-15, 4-15
12/6	BAYLOR	W	15-3, 12-15, 15-3, 15-10

\$ - Opponent nationally ranked

# YEAR-BY-YEAR RESULTS

**1981**

Head Coach: Janice Hudson

Record: 28-36-1

Date	Opponent	Result	Scores
9/3	New Mexico	W	15-11, 15-11, 15-4
Texas Tech Invitational (Won/6 teams)			
9/4	NEW MEXICO ST.	L	15-12, 17-19, 8-15
9/4	WEST TEXAS ST.	W	15-6, 15-6
9/4	SUL ROSS ST.	W	15-8, 10-15, 15-8
9/4	ORAL ROBERTS	W	15-12, 15-13
9/5	NEW MEXICO	L	13-15, 15-11, 5-15
9/5	UNIV. of NM	W	15-8, 15-11, 12-15, 15-7
9/5	ORAL ROBERTS	W	17-15, 10-15, 15-11, 15-13
9/10	at New Mexico St.	L	8-15, 11-15, 1-15
Roadrunner Invitational, Las Cruces, N.M. (7th/8 teams)			
9/11	vs \$ Arizona	T	15-3, 5-15
9/11	vs \$ UCLA	L	3-15, 10-15
9/11	vs Sul Ross St.	W	15-6, 15-3
9/12	vs New Mexico	L	3-15, 9-15
Alabama Tournament, Tuscaloosa, Ala. (3rd/14 teams)			
9/17	vs Miss.Col. for Women	W	15-3, 15-6
9/18	vs LSU	W	5-15, 15-7, 15-7
9/18	vs Central Florida	L	12-15, 15-11, 10-15
9/18	vs Ohio State	L	10-15, 16-14, 8-15
9/19	vs Mississippi	W	15-4, 15-6
9/19	at Alabama	W	15-2, 15-4
9/19	vs Florida State	L	15-8, 2-15, 8-15
9/22	at Angelo State	L	11-15, 13-15, 15-10, 6-15
BYU Invitational, Provo, Utah (18th)			
9/24	vs Montana State	L	2-15, 9-15
9/24	at BYU	L	12-15, 8-15
9/25	vs Southern Illinois	L	3-15, 8-15
9/25	vs Northern Colorado	L	6-15, 15-11, 12-15
9/26	vs Lamar	L	7-15, 12-15, 16-14, 12-15
9/30	WEST TEXAS ST.	W	15-3, 15-12, 15-4
10/2	at UTEP	L	9-15, 15-12, 15-10, 3-15, 6-15
10/2	vs New Mexico St.	L	5-15, 7-15, 15-13, 5-15
10/6	Abilene Christian	W	15-7, 15-5, 15-5
10/7	EASTERN NM U.	W	15-9, 15-13
10/7	JAPAN JR.NAT.	EX	3-15, 9-15, 2-15
Houston Invitational (6th / 12 teams)			
10/8	vs Illinois State	W	16-14, 15-9
10/9	vs Lamar	L	15-1, 18-20, 3-15
10/9	vs Purdue	L	5-15, 12-15
10/10	vs UT-Arlington	L	15-8, 1-15, 4-15
10/10	vs Oral Roberts	L	15-5, 9-15, 5-15
10/13	at Eastern NM U	W	15-7, 15-4, 17-15
10/15	at Oklahoma	W	15-8, 15-17, 15-13, 9-15, 15-9
Oral Roberts Tournament, Tulsa OK (7th/14 teams)			
10/16	vs Wisconsin	W	15-6, 15-13
10/16	at Tulsa	W	15-5, 15-10
10/17	vs SW Missouri St.	L	5-15, 8-15
10/17	vs Northern Colorado	W	7-15, 15-12, 15-10
10/17	vs Oklahoma	W	15-12, 15-7
10/18	vs Oral Roberts	L	15-7, 5-15, 12-15
10/18	vs Northern Colorado	L	18-16, 1-15, 4-15
10/23	vs Sul Ross St.	W	15-8, 15-8, 15-0
10/27	at Abilene Christian	W	15-5, 15-10, 13-15, 16-14
10/29	at Texas A&M	L	7-15, 16-14, 12-15, 1-15
Southwest Conference Tournament, Austin (3rd)			
10/30	vs Rice	L	11-15, 15-10, 9-15, 6-15
10/30	vs Texas A&M	L	12-15, 3-15, 15-9, 9-15
10/31	at \$ Texas	L	12-15, 14-16, 10-15
10/31	vs Houston	W	15-7, 10-15, 15-13, 15-5
11/3	\$ TEXAS	L	15-17, 4-15, 15-5, 7-15
11/4	at West Texas St.	W	15-12, 9-15, 15-4, 15-3
11/6	at New Mexico St.	L	4-15, 15-11, 15-17, 11-15
11/6	vs UTEP	L	13-15, 12-15, 6-15
11/9	TEXAS A&M	L	5-15, 7-15, 12-15
11/10	ANGELO STATE	L	15-8, 14-16, 11-15
State AIAW Tournament, Arlington (4th)			
11/13	vs West Texas State	W	15-5, 15-5, 15-10
11/13	vs Texas	L	5-15, 15-1, 7-15, 15-10, 10-15
11/13	vs North Texas	W	15-2, 15-3, 15-5
11/14	vs Lamar	L	11-15, 15-11, 15-10, 11-15, 12-15
Southwest Regional AIAW Tournament, Arlington (4th)			
11/20	vs Lamar	L	13-15, 3-15
11/20	vs \$ Texas	L	9-15, 10-15
11/21	vs New Orleans	W	17-15, 8-15, 15-6

\$ - Opponent nationally ranked

**1982**

Head Coach: Janice Hudson

Record: 24-22 • SWC: 4-6

Date	Opponent	Result	Scores
Texas Tech Tournament (Tied for 3rd-8 teams)			
9/3	UTEP	W	7-15, 15-7, 15-2
9/3	ANGELO ST.	W	19-17, 15-11
9/4	SUL ROSS ST.	W	15-3, 15-2
9/4	ORAL ROBERTS	L	15-4, 16-14, 10-15, 6-15, 12-15
NMSU Tournament, Las Cruces, N.M. (9th/10 teams)			
9/10	vs Arizona State	L	4-15, 7-15
9/10	at New Mexico St.	L	8-15, 7-15
9/10	vs Lamar	W	15-12, 12-15, 11-15
9/11	vs Utah State	L	15-12, 12-15, 11-15
9/11	vs UTEP	W	15-10, 15-10
9/14	at Abilene Christian	W	15-2, 5-15, 15-5, 15-6
9/16	at West Texas St.	W	15-9, 15-8, 15-10
9/21	at Eastern NM U.	W	15-13, 15-5, 16-14
BYU Preview Classic, Provo, Utah (17th/20 teams)			
9/23	vs Utah State	L	12-15, 5-15
9/23	vs CS Long Beach	L	13-15, 11-15
9/24	vs Oregon	L	7-15, 15-4, 11-15
9/24	vs Montana State	L	12-15, 5-15
9/25	vs Lamar	W	7-15, 16-14, 15-7
9/25	vs Houston	W	8-15, 15-11, 16-14
9/29	vs Concordia Luth.	W	15-9, 15-12
9/29	at Angelo State	L	15-3, 11-15, 10-15
SW Missouri State Tournament, Springfield, Mo. (6th/12 teams)			
10/1	vs Florida State	L	7-15, 2-15, 4-15
10/1	vs Nebraska	L	2-15, 4-15, 12-15
10/1	at SW Missouri	W	0-15, 15-9, 15-9, 15-9
10/2	vs Illinois St.	L	4-15, 13-15, 0-15
10/2	vs UT-Arlington	L	12-15, 7-15, 15-17
10/6	at Rice*	L	8-15, 12-15, 15-0, 5-15
10/11	at Texas*	L	15-4, 10-15, 2-15, 7-15
10/13	HOUSTON*	W	9-15, 15-9, 15-13, 15-12
Oral Roberts Tournament, Tulsa, Okla. (7th/12 teams)			
10/15	vs Drake	W	15-12, 15-11
10/15	vs Oklahoma	W	15-10, 15-7
10/15	vs Lamar	W	15-5, 16-14
10/16	vs SW Missouri	L	8-15, 13-15
10/16	vs Kansas	W	15-10, 15-8
10/16	vs Kansas St.	L	8-15, 10-15
10/16	vs Oklahoma	L	13-15, 15-8, 13-15
10/20	at Texas A&M*	L	8-15, 1-15, 5-15
10/26	Abilene Christian	W	15-7, 15-9, 15-5
10/26	EASTERN NM U.	W	15-1, 15-8
10/27	ANGELO STATE	W	15-8, 15-4, 15-12
11/1	BAYLOR*	W	15-1, 15-3, 15-2
11/3	TEXAS*	L	8-15, 10-15, 15-8, 6-15
11/8	at Houston*	L	6-15, 12-15, 12-15
11/10	TEXAS A&M*	L	14-16, 9-15, 14-16
11/15	RICE*	W	15-5, 15-12, 14-16, 15-12
11/17	WEST TEXAS ST.	W	15-5, 15-9, 15-10
11/22	at Baylor*	W	15-8, 15-2, 15-3

\* Southwest Conference match

**1983**

Head Coach: Janice Hudson

Record: 23-32 • SWC: 2-8

Date	Opponent	Result	Scores
Texas Tech Invitational (2nd/5 teams)			
9/2	TEXAS WESLEYAN	W	15-5, 15-11, 15-3
9/2	UT-ARLINGTON	W	7-15, 5-15, 15-12, 16-14, 13-15
9/3	WEST TEXAS ST.	W	15-11, 15-11, 14-16, 15-12
9/3	SW TEXAS ST.	W	15-5, 15-7, 15-11
9/3	UT-ARLINGTON	L	15-17, 12-15, 15-4, 3-15
Roadrunner Invitational, Las Cruces, N.M. (4th/6 teams)			
9/9	at New Mexico St.	L	6-15, 15-13, 11-15, 13-15
9/9	vs Angelo State	W	15-10, 9-15, 5-15, 15-13, 15-8
9/10	vs UTEP	W	15-13, 15-13, 15-6
9/10	vs New Mexico St.	L	11-15, 4-15, 2-15
9/10	vs Angelo State	L	16-14, 1-15, 13-15, 11-15
9/13	at Angelo State	L	15-13, 8-15, 14-16, 14-16
9/14	EASTERN NEW MEXICO	W	15-2, 15-9
9/14	WEST TEXAS ST.	W	14-16, 15-4, 15-8, 15-12
BYU Preview Classic, Provo, Utah (19th/24 team)			
9/22	vs Idaho State	W	15-4, 11-15, 15-10
9/22	vs Utah State	L	15-12, 6-15, 8-15
9/22	vs Colorado State	L	7-15, 15-10, 9-15
9/23	vs Portland State	L	0-15, 9-15
9/23	vs Cal State-Irvine	L	8-15, 9-15
9/23	vs Houston	L	15-12, 8-15, 7-15
9/23	vs U.of San Fran.	W	10-15, 15-9, 15-11
9/27	at Abilene Christian	W	15-5, 15-11, 15-3
9/29	at Kentucky	L	5-15, 16-14, 9-15, 3-15
Tennessee Classic, Knoxville, Tenn. (3rd in Pool)			
9/30	vs Duke	W	15-11, 16-14, 11-15, 15-3
9/30	at Tennessee	L	4-15, 5-15, 8-15
10/1	vs LSU	L	11-15, 6-15, 7-15
10/1	vs Temple	L	15-7, 4-15, 8-15, 10-15
10/5	at Baylor*	W	15-1, 15-4, 15-9
10/6	at UT-Arlington	L	16-14, 11-15, 5-15, 11-15
10/10	TEXAS A&M*	L	11-15, 9-15, 8-15
10/12	RICE*	L	6-15, 5-15, 15-10, 7-15
10/13	at Oklahoma	L	15-9, 13-15, 4-15, 13-15
Oral Roberts Tournament, Tulsa, Okla. (Tied 3rd/10 teams)			
10/14	vs Texas Lutheran	L	7-15, 15-6, 6-15
10/14	vs Tulsa	W	15-9, 15-6
10/14	vs Kansas State	W	17-15, 15-6
10/15	vs Oklahoma	W	9-15, 15-9, 15-9
10/15	vs Kansas State	L	11-16, 12-15
10/18	ABILENE CHRISTIAN	W	8-15, 15-11, 15-1, 15-5
10/18	ANGELO STATE	W	15-8, 7-15, 17-15, 15-10
Texas A&M Classic, College Station (3rd/4 teams)			
10/21	at Texas A&M	L	7-15, 9-15, 3-15
10/21	vs Oral Roberts	L	15-8, 15-13, 9-15, 5-15, 10-15
10/22	vs LSU	L	15-6, 9-15, 11-15, 17-19
10/22	vs Oral Roberts	W	15-7, 14-16, 15-7, 15-13
10/24	HOUSTON*	L	15-7, 5-15, 4-15, 3-15
10/26	at Texas*	L	4-15, 3-15, 10-15
10/31	BAYLOR*	W	15-6, 15-8, 15-8
11/3	at West Texas St.	W	5-15, 15-10, 15-11, 15-13
West Texas State Classic, Canyon (2nd/5 teams)			
11/4	at West Texas St.	L	10-15, 10-15, 15-1, 11-15
11/4	vs Oklahoma City	W	15-6, 15-11, 15-4
11/5	vs UTEP	W	15-10, 15-11, 15-4
11/5	vs Oral Roberts	W	9-15, 15-6, 15-6, 15-11
11/5	vs Oral Roberts	L	15-12, 9-15, 12-15, 5-15
11/7	at Texas A&M*	L	9-15, 5-15, 10-15
11/9	TEXAS*	L	5-15, 8-15, 16-14, 7-15
11/16	at Houston*	L	6-15, 2-15, 11-15
11/18	at Rice*	L	7-15, 10-15, 8-15

\* Southwest Conference matches



# YEAR-BY-YEAR RESULTS

## 1984

Head Coach: Janice Hudson  
Record: 25-9 • SWC: 6-4

Date	Opponent	Result	Scores
Texas Tech Quadrangular (Won/5 teams)			
9/8	EAST TEXAS ST.	W	15-9, 15-11, 15-9
9/8	ANGELO STATE	W	15-2, 15-8, 15-12
9/9	WEST TEXAS ST.	W	15-4, 15-5, 11-15, 15-1
9/9	WEST TEXAS ST.	W	15-6, 15-6, 15-6
9/15	at Oklahoma	W	15-14, 3-15, 15-13, 16-14
9/17	at West Texas State	W	15-10, 15-6, 15-7
BYU Tournament, Provo, Utah (4th/20 teams)			
9/20	vs Weber State	W	15-7, 15-13
9/20	vs Wyoming	W	10-15, 15-10, 15-13
9/21	vs Boise State	L	15-17, 15-10, 11-15
9/21	vs New Mexico	W	13-15, 15-12, 17-15
9/21	vs Idaho	W	15-6, 15-4, 5-15, 15-6
9/22	vs Oregon	L	3-15, 9-15, 14-17
9/22	vs Utah	L	4-15, 13-15
Rice Classic, Houston (3rd/6 teams)			
9/28	vs SW Texas	W	15-7, 8-15, 15-4
9/28	vs Eastern Illinois	W	8-15, 15-3, 15-10
9/28	at Rice	L	10-15, 7-15
9/29	vs Texas Lutheran	L	10-15, 13-15
9/29	vs U. of New Orleans	W	15-6, 15-11
10/3	at Angelo State	W	11-15, 15-4, 15-3, 15-7
10/6	WEST TEXAS ST.	W	15-9, 15-11, 15-8
10/10	at Rice*	W	15-12, 7-15, 15-7, 15-9
UT Invitational, Austin (3rd/4 teams)			
10/12	at Texas*	L	13-15, 7-15, 1-15
10/13	vs Oklahoma	W	15-7, 14-16, 15-9, 15-7
10/15	HOUSTON*	W	15-12, 15-11, 10-15, 15-9
10/17	at Baylor*	W	15-10, 15-4, 15-13
10/19	SW TEXAS ST.	W	15-10, 15-9, 15-8
10/21	TEXAS A&M*	L	5-15, 7-15, 15-11, 15-11, 10-15
10/24	at West Texas St.	W	15-0, 15-8, 15-7
10/26	RICE*	W	15-11, 15-7, 15-4
10/28	TEXAS*	L	15-17, 2-15, 16-14, 15-13, 10-15
10/31	at Houston*	W	15-12, 15-12, 12-15, 12-15
11/2*	BAYLOR	W	15-11, 15-10, 14-8
11/5	ANGELO STATE	W	15-12, 15-10, 15-5
11/12	at Texas A&M*	L	15-6, 9-15, 6-15, 5-15

\* Southwest Conference match  
All home matches played at Rec Center

## 1985

Head Coach: Donna Martin  
Record: 19-9 • SWC: 5-5

Date	Opponent	Result	Scores
East Texas State Tournament, Commerce, (1st/4 teams)			
9/7	at East Texas State	W	15-9, 15-12, 15-17, 15-9
9/7	vs North Texas	W	15-1, 15-13, 8-15, 15-4
9/8	vs West Texas St.	W	15-9, 15-0, 15-9
Eastern Kentucky Classic, Richmond, Ky. (1st/7 teams)			
9/13	vs West Virginia	W	15-5, 15-12, 15-11
9/13	at Eastern Kentucky	W	15-9, 15-7, 15-7
9/14	vs Indiana State	W	15-9, 15-7, 15-7
9/14	vs Eastern Kentucky	W	14-16, 15-6, 15-9, 15-8
9/17	at Angelo State	W	15-6, 12-15, 15-12, 15-12
9/23	at East Texas State	W	15-9, 15-8, 15-12
9/26	at Wyoming	L	11-15, 14-16, 13-15
Colorado State Lady Rams Classic, Fort Collins, Colo. (3rd/4 teams)			
9/27	at Colorado State	L	9-15, 15-9, 1-15, 4-15
9/28	vs SW Missouri	W	15-8, 8-15, 15-7, 15-11
10/1	at Rice*	W	16-14, 15-11, 15-11
10/2	WEST TEXAS ST.	W	1 5-6, 15-8, 15-13
10/14	at Baylor*	W	15-4, 15-12, 15-5
10/15	at UT-Arlington	L	8-15, 10-15, 6-15
10/17	ORAL ROBERTS	W	11-15, 15-2, 15-3, 15-8
10/20	TEXAS A&M*	W	9-15, 15-11, 5-15, 15-13, 16-14
10/24	SAN DIEGO STATE	L	7-15, 1-15, 12-15
Longhorn Invitational, Austin (3rd/4 teams)			
10/25	at Texas*	L	3-15, 5-15, 2-15
10/26	vs Tennessee	W	15-13, 15-11, 15-10
10/30	at Houston*	L	16-18, 16-14, 15-7, 9-15, 15-5
11/3	TEXAS*	L	13-15, 6-15, 7-15
11/6	at Texas A&M*	L	12-15, 5-15, 6-15
11/8	BAYLOR*	W	15-5, 15-11, 15-7
11/11	ANGELO STATE	W	1-15, 15-8, 15-7, 12-15, 15-5
11/15	RICE*	W	15-1, 13-15, 15-8, 15-6
11/20	HOUSTON*	L	14-6, 6-15, 15-4, 12-15
* Southwest Conference match All home matches at Rec Center			

## 1986

Head Coach: Donna Martin  
Record: 13-13 • SWC: 3-7

Date	Opponent	Result	Scores
9/4	at Oral Roberts	W	15-4, 15-6, 15-7
Oklahoma Tournament, Norman, Okla. (First/4 teams)			
9/5	at Oklahoma	W	15-2, 15-10, 15-12
9/5	vs Southern Illinois	W	15-13, 16-14, 15-3
9/6	vs Tulsa	W	15-3, 15-9, 15-8
LSU Tournament, Baton Rouge, La. (2nd/3 teams)			
9/13	vs Purdue	W	16-14, 15-6, 15-12
9/14	at LSU	L	21-19, 7-15, 4-15, 15-12, 9-15
New Mexico State Trny, Las Cruces, N.M. (3rd/4 teams)			
9/19	at New Mexico State	L	6-15, 9-15, 4-15
9/20	vs Ohio State	L	6-15, 15-11, 15-3, 0-15, 3-15
9/20	vs Kansas State	W	19-17, 13-15, 15-8, 15-6
10/1*	at Texas A&M*	L	15-8, 12-15, 8-15, 13-15
10/9	SAN DIEGO STATE	L	13-15, 14-16, 9-15
Texas Invitational, Austin (3rd/4 teams)			
10/10	at Texas*	L	4-15, 3-15, 6-15
10/11	vs Georgia	L	8-15, 12-15, 10-15
10/12	RICE*	W	4-15, 15-11, 10-15, 15-9, 15-9
10/17	BAYLOR*	W	15-8, 9-15, 15-7, 15-4
10/19	TEXAS A&M*	L	7-15, 7-15, 6-15
10/22	UT-ARLINGTON	W	9-15, 15-10, 15-9, 15-4
10/24	at Rice*	L	9-15, 15-11, 7-15, 7-15
10/25	at Houston*	L	5-15, 15-11, 7-15, 7-15
11/2	TEXAS*	L	3-15, 6-15, 15-8, 3-15
11/5	at UT-Arlington	L	5-15, 6-15, 9-15
11/6	at Baylor*	W	15-8, 16-14, 15-10
11/13	at Florida State	W	15-10, 15-12, 15-12
Florida Tournament, Gainesville, Fla. (1st/4 teams)			
11/14	at Florida	W	15-9, 3-15, 15-10, 11-15, 15-6
11/15	vs Duke	W	15-13, 7-15, 7-15, 15-4, 17-15
11/21	HOUSTON*	L	13-15, 4-15, 15-12, 15-13, 7-15

\*Southwest Conference match  
All home matches played at Rec Center

# YEAR-BY-YEAR RESULTS

**1987**  
Head Coach: Donna Martin  
Record: 15-14 • SWC: 7-3

Date	Opponent	Result	Scores
Arizona Tournament, Tucson, Ariz. (3rd/4 teams)			
9/4	at Arizona	L	10-15, 10-15, 11-15
9/4	vs CS-Long Beach	L	6-15, 15-12, 11-15, 9-15
9/4	vs New Mexico	L	15-3, 8-15, 12-15, 12-15
9/5	vs Oklahoma	W	12-15, 15-13, 8-15, 15-5, 15-4
San Diego State Tournament (3rd/4 teams)			
9/10	vs Oregon	L	4-15, 11-15, 10-15
9/11	vs New Mexico	W	10-15, 15-13, 15-7, 15-12
9/12	at San Diego State	L	7-15, 1-15, 15-7, 9-15
9/13	at U.S. International	L	2-15, 3-15, 15-11, 16-14, 4-15
9/17	LAMAR	W	15-13, 15-6, 15-4
9/21	ORAL ROBERTS	W	14-16, 15-3, 15-10, 15-13
9/23	NEW MEXICO STATE	W	15-10, 15-6, 15-11
UT-Arlington Quadrangular, Arlington (2nd/4 teams)			
9/25	at UT-Arlington	L	13-15, 15-13, 10-15, 8-15
9/25	vs Southwest Missouri	W	15-8, 15-12, 15-8
9/26	vs North Texas	W	15-3, 15-5, 14-16, 15-10
9/30	HOUSTON*	W	9-15, 13-15, 16-14, 15-11, 15-7
10/4	TEXAS*	L	7-15, 5-15, 13-15
Tennessee Tournament, Knoxville, Tenn. (3rd/4 teams)			
10/9	vs Florida	L	14-16, 11-15, 15-13, 13-15
10/10	vs Pittsburgh	L	10-15, 10-15, 6-15
10/10	at Tennessee	W	19-17, 12-15, 15-10, 15-11
10/12	at Kentucky	L	9-15, 8-15, 12-15
10/18	at Rice*	W	15-8, 15-11, 15-12
10/23	BAYLOR*	W	15-5, 15-4, 15-2
10/25	TEXAS A&M*	W	10-15, 12-15, 15-13, 15-8, 16-14
10/30	at Texas*	L	6-15, 14-15, 15-13, 11-15
11/4	RICE*	W	15-17, 15-11, 15-11, 15-13
11/6	at Baylor*	W	15-11, 15-10, 15-8
11/13	at SW Texas	L	9-15, 15-10, 12-15, 14-16
11/15	at Texas A&M*	L	15-6, 9-15, 6-15, 5-15
11/19	at Houston*	W	8-15, 15-11, 15-7, 15-11

\* Southwest Conference match  
All home matches in Rec Center

**1988**  
Head Coach: Donna Martin  
Record: 13-18 • SWC: 3-7

Date	Opponent	Result	Scores
Utah Tournament, Salt Lake City, Utah (4th/6 teams)			
9/1	at Utah	W	12-15, 15-13, 16-14, 14-16
9/2	vs Oregon State	W	8-15, 16-14, 16-14, 15-8
9/2	vs San Jose State	L	15-7, 12-15, 3-15, 5-15
9/3	vs Weber State	L	13-15, 5-15, 4-15
9/3	vs Oregon St.	L	15-10, 14-16, 15-8, 5-15, 11-15
9/3	vs Southern Utah	W	15-9, 15-4, 15-6
9/3	vs Southern Utah	W	15-7, 15-2, 15-6
9/3	vs Weber State	L	9-15, 10-15, 13-15
Long Beach St. Tournament, Long Beach, Calif. (3rd/4 teams)			
9/9	vs USC	L	3-15, 7-15, 17-15, 11-15
9/9	vs Wisconsin	L	15-13, 15-13, 10-15, 8-15, 6-15
9/10	at Long Beach State	L	3-15, 6-15, 5-15
9/10	vs Montana	W	15-13, 7-15, 15-12, 15-8
NMSU Tournament, Las Cruces, N.M. (Won/4 teams)			
9/17	vs USIU	W	13-15, 16-14, 7-15, 15-12, 15-1
9/18	at New Mexico St.	W	15-13, 10-15, 15-11, 15-9
9/18	vs Western Kentucky	W	15-4, 15-6, 15-4
Red Raider Classic, Lubbock (4th/4 teams)			
9/23	PEPPERDINE	L	14-16, 2-15, 8-15
9/24	KENTUCKY	L	7-15, 7-15, 7-15
9/25	UT-Arlington	L	5-15, 6-15, 9-15
9/30	at Texas A&M*	L	17-19, 16-18, 11-15
10/5	at Rice*	L	11-15, 12-15, 15-6, 12-15
10/9	TEXAS*	L	7-15, 5-15, 10-15
10/12	at Baylor*	L	6-15, 8-15, 15-13, 4-15
10/16	at SW Texas	W	16-14, 7-15, 15-7, 10-15, 15-11
10/21	at Houston*	W	11-15, 15-12, 15-11, 12-15, 15-6
10/28	BAYLOR*	W	15-11, 15-4, 15-10
11/4	TEXAS A&M*	L	9-15, 6-15, 9-15
11/6	RICE*	W	8-15, 10-15, 15-12, 15-10, 15-8
11/11	at Texas*	L	2-15, 14-16, 9-15
11/18	Houston*	L	6-15, 15-12, 15-8, 8-15, 13-15
ASU Tournament, Tempe, Ariz. (3rd/4 teams)			
11/25	vs Indiana	L	12-15, 12-15, 8-15
11/26	vs Wyoming	W	15-4, 15-10, 9-15, 16-14

\* Southwest Conference match  
All home matches in Rec Center

**1989**  
Head Coach: Mike Jones  
Record: 20-12 • SWC: 7-3

Date	Opponent	Result	Scores
Red Raider Classic (3rd/4 teams)			
9/2	WICHITA STATE	W	8-15, 15-17, 15-9, 15-2, 15-11
9/3	ARIZONA STATE	L	8-15, 11-15, 18-16, 9-15
9/3	LOUISIANA STATE	L	10-15, 14-16, 11-15
9/7	at Long Beach State	L	6-15, 4-15, 8-15
UC Irvine Tounament, Irvine, Calif. (Won/4 teams)			
9/8	vs U.San Diego	W	11-15, 15-8, 15-7, 15-4
9/9	vs E. Washington	W	17-15, 15-4, 12-15, 12-15, 15-4
9/9	at UC-Irvine	W	15-7, 17-15, 13-15, 5-15, 15-11
9/13	NEW MEXICO ST.	W	15-3, 15-5, 15-2
Hilton Head Island Super Smash, Hilton Head, S.C. (3rd)			
9/15	vs Tennessee	L	13-15, 7-15, 12-15
9/16	vs Northwestern	W	8-15, 5-15, 15-5, 15-13, 16-14
NMSU Tournament, Las Cruces, N.M. (2nd/4 teams)			
9/22	vs Gonzaga	L	7-15, 9-15, 8-15
9/23	vs Southwest Texas	W	15-0, 15-6, 15-0
9/23	at New Mexico St.	W	15-7, 15-13, 15-3
9/24	at UTEP	W	4-15, 15-13, 15-8, 15-12
9/29	at Baylor*	W	15-2, 15-2, 15-2
10/3	ARIZONA	L	8-15, 9-15, 2-15
10/4	at UT-Arlington	L	11-15, 15-4, 14-16, 13-15
10/8	TEXAS*	L	6-15, 5-15, 13-15
10/15	TEXAS A&M*	W	15-4, 15-6, 15-11
10/20	RICE*	W	14-16, 9-15, 15-8, 15-11, 15-9
10/22	HOUSTON*	W	15-9, 15-11, 15-12
10/25	at Texas*	L	9-15, 1-15, 5-15
INM Tournament, Albuquerque N.M. (3rd/4teams)			
10/27	vs New Mexico St.	L	3-15, 16-18, 6-15
10/28	vs Weber St.	W	15-17, 15-12, 15-12, 15-9
11/1	at Rice*	W	9-15, 4-15, 15-4, 15-8, 15-13
11/3	BAYLOR*	W	15-12, 15-4, 15-6
11/9	at Texas A&M*	W	13-15, 15-7, 8-15, 15-4, 15-12
11/10	at SW Texas	W	13-15, 15-7, 8-15, 15-4, 15-12
11/16	at Houston*	L	11-15, 9-15, 15-9, 15-7, 4-15
Women's Invitational Volleyball Championships (Tied 5th/8 teams)			
12/1	vs Iowa State	W	15-7, 13-15, 15-6, 15-6
12/1	vs Alabama-Birm.	W	15-8, 15-8, 15-17, 14-16, 17-15
12/1	vs Pittsburgh	L	12-15, 17-19, 15-7, 4-15

\* Southwest Conference match  
All home matches in Rec Center

# YEAR-BY-YEAR RESULTS

## 1990

Head Coach: Mike Jones  
Record: 30-3 • SWC: 8-2

Date	Opponent	Result	Scores
Arizona State Tournament, Tempe, Ariz. (Won/4 teams)			
8/31	vs CS Northridge	W	15-13, 15-7, 15-12
8/31	vs UC Irvine	W	15-6, 15-7, 15
9/1	at Arizona State	W	15-13, 15-11, 5-15, 13-15, 15-6
9/1	vs Northern Arizona	W	15-9, 15-2, 8-15, 15-3
Auburn Invitational, Auburn, Ala. (Won/5 teams)			
9/14	vs Georgia	W	13-15, 15-7, 15-10, 15-6
9/14	vs Georgetown	W	15-3, 15-4, 15-10
9/15	at Auburn	W	15-10, 15-3, 15-5
9/15	vs Eastern Kentucky	W	15-10, 15-3, 15-5
Red Raider Classic (Won/4 teams)			
9/21	SOUTH FLORIDA	W	15-2, 15-7, 15-12
9/22	ARKANSAS STATE	W	15-5, 15-3, 15-7
9/22	UTEP	W	15-8, 15-6, 15-7
9/26	at Texas*	L	16-14, 7-15, 4-15, 11-15
Baylor Classic, Waco (Won/4 teams)			
9/28	at Baylor*	W	15-9, 15-7, 15-5
9/29	vs Lamar	W	14-16, 15-2, 15-2, 15-3
9/29	vs Sam Houston State	W	15-2, 15-12, 15-11
10/5	at North Texas	W	15-4, 15-6, 15-9
10/6	vs NE Louisiana	W	15-3, 15-8, 15-12
10/6	at UT-Arlington	W	15-10, 15-11, 15-8
10/10	at Texas A&M*	W	15-10, 11-15, 17-15, 15-10
10/14	TEXAS*	L	9-15, 14-16, 18-16, 8-15
10/20	at Houston*	W	15-5, 16-14, 15-6
10/22	at Rice*	W	15-7, 15-9, 15-2
10/27	BAYLOR*	W	15-8, 15-7, 15-3
11/1	TEXAS A&M*	W	15-9, 6-15, 15-4, 15-7
UTEP Tournament (Won/4 teams)			
11/2	vs UT-San Antonio	W	15-6, 15-2, 15-6
11/3	vs Tulsa	W	5-1, 15-4, 15-4
11/3	at UTEP	W	15-4, 15-2, 15-6
11/6	RICE*	W	15-5, 15-10, 15-5
11/12	SOUTHWEST TEXAS	W	15-12, 15-12, 15-1
11/16	HOUSTON*	W	15-3, 21-19, 15-17
11/21	CAL POLY SLO	W	15-12, 15-4, 16-14
NCAA First Round, Arlington			
12/1	at UT-Arlington	W	16-14, 15-4, 16-14
NCAA South Regionals, Austin			
12/7	vs LSU	L	11-15, 12-15, 5-15

\*S outhwest Conference match  
All home matches in Rec Center

## 1991

Head Coach: Mike Jones  
Record: 26-6 • SWC: 8-2

Date	Opponent	Result	Scores
Kentucky Tournament, Lexington, Ky. (Tied 2/4 teams)			
8/31	at Kentucky	L	15-8, 13-15, 15-5, 10-15, 7-15
8/31	vs Nebraska	L	15-13, 15-12, 5-15, 10-15, 10-15
8/31	vs Wisconsin	W	15-11, 15-4, 15-13
9/4	UT-ARLINGTON	W	15-17, 16-17, 15-3, 15-7, 15-7
9/6	UTEP	W	15-3, 10-15, 15-10, 15-7
9/7	LAMAR	W	15-7, 15-8, 15-3
NMSU Classic, Las Cruces, N.M. (Won/4 teams)			
9/13	vs Cal Poly SLO	W	15-1, 15-7, 15-4
9/13	at New Mexico State	W	15-8, 15-3, 15-8
9/14	vs North Carolina	W	15-1, 15-5, 15-8
9/15	at UTEP	W	15-9, 15-6, 15-8
Red Raider Classic (Won/3 teams)			
9/20	SAM HOUSTON ST.	W	15-3, 15-6, 15-11
9/21	ILL. CHICAGO	W	15-2, 15-10, 15-17, 15-7
9/29	TEXAS*	L	3-15, 12-15, 17-16, 10-15
Arkansas State Tournament, State Univ. Ark. (Won/4 teams)			
10/4	vs Southern Illinois	W	15-7, 15-10, 15-8
10/4	vs Tennessee	W	15-3, 15-11, 6-15, 15-6
10/5	at Arkansas State	W	15-2, 15-2, 6-15, 15-12
10/9	HOUSTON*	W	15-12, 15-2, 15-12
10/16	at Rice*	W	15-8, 15-9, 15-7
10/18	at Baylor*	W	15-3, 15-6, 16-14
10/19	at SW Texas	W	15-5, 15-10, 15-7
10/23	TEXAS A&M*	W	15-3, 15-9, 15-2
10/30	at Houston*	W	8-15, 16-14, 17-15, 16-14, 15-9
11/1	at South Florida	W	15-6, 13-15, 15-8, 15-4
11/2	vs Auburn	W	15-5, 15-10, 15-11
11/2	at Florida	L	14-16, 9-15, 15-10, 12-15
11/9	BAYLOR*	W	15-9, 15-5, 8-15, 15-5
11/12	RICE*	W	15-8, 15-8, 15-14
11/15	at Texas*	L	3-15, 3-15, 11-15
11/20	at Texas A&M*	W	15-5, 15-4, 15-13
11/23	OKLAHOMA	W	15-9, 15-7, 8-15, 13-15, 15-10
NCAA First Round, Lubbock			
12/7	GEORGIA	W	15-5, 15-6, 15-4
NCAA South Regionals, Baton Rouge, La.			
12/13	at LSU	L	6-15, 7-15, 10-15

\* Southwest Conference match  
All home matches in Rec Center

## 1992

Head Coach: Mike Jones  
Record: 23-10 • SWC: 7-3

Date	Opponent	Result	Scores
Oklahoma Open, Norman, Okla. (Won/4 teams)			
9/4	vs North Texas	W	15-4, 15-2, 15-2
9/5	vs Northern Arizona	W	15-9, 15-7, 6-15, 15-8
9/5	at Oklahoma	W	15-9, 15-6, 15-5
9/8	NEW MEXICO STATE	W	15-0, 9-15, 15-11, 15-7
9/11	UT-ARLINGTON	W	15-3, 15-7, 15-4
Red Raider Classic (2nd/4 teams)			
9/18	GONZAGA	W	15-6, 15-10, 15-6
9/19	AUBURN	W	15-10, 15-5, 9-15, 15-7
9/19	NEW MEXICO	L	15-13, 11-15, 12-15, 9-15
9/23	TEXAS A&M*	W	13-15, 15-7, 15-10, 15-10
Cal Poly Tournament, San Luis Obispo, Calif. (Won/3 teams)			
9/25	at Cal Poly	W	15-4, 15-12, 11-15, 14-16, 15-9
9/26	vs Pepperdine	W	2-15, 2-15, 15-9, 15-5, 15-13
9/30	at Texas*	L	13-15, 4-15, 13-15
10/7	at Houston*	L	5-15, 4-15, 9-15
10/9	at Lamar	W	15-11, 17-15, 15-9
10/10	at Sam Houston State	W	15-12, 15-13, 15-3
10/13	RICE*	W	15-13, 15-5, 15-7
10/16	UTEP	W	15-6, 15-5, 15-13
10/17	BAYLOR*	W	15-8, 15-9, 15-2
10/21	at Texas A&M*	W	15-4, 15-2, 2-15, 15-15
10/24	TEXAS*	W	10-15, 15-7, 11-15, 15-3, 15-9
10/28	HOUSTON*	L	13-15, 15-10, 15-8, 7-15, 8-15
10/31	at UT-Arlington	L	7-15, 13-15, 6-15
11/4	at Baylor*	W	15-6, 15-12, 13-15, 15-4
Husker Challenge, Lincoln, Neb. (Tied 2/4 teams)			
11/6	at Nebraska	L	7-15, 9-15, 7-15
11/7	vs Wichita State	W	15-13, 15-12, 15-9
11/14	at Rice*	W	15-7, 15-8, 15-5
11/16	SW TEXAS STATE	W	15-6, 6-15, 15-12, 15-4
Southwest Conference Tournament, Austin (2nd/6 teams)			
11/20	vs Rice	W	15-12, 15-1, 9-15, 15-5
11/21	vs Houston	W	13-15, 15-12, 15-9, 15-5
11/22	at Texas	L	6-15, 12-15, 3-15
Bankers Classic, Stockton, Calif. (4th/4 teams)			
11/27	at Pacific	L	10-15, 3-15, 6-15
11/28	vs UC-Santa Barbara	L	9-15, 12-15, 6-15
NCAA First Round, Lubbock			
12/2	LSU	L	7-15, 8-15, 5-15

\* Southwest Conference match



# YEAR-BY-YEAR RESULTS

## 1993

Head Coach: Mike Jones

Record: 14-16 • SWC: 3-7

Date	Opponent	Result	Scores
9/1	OKLAHOMA	W	9-15, 15-9, 16-14, 7-15, 15-12
9/3	LOUISIANA TECH	W	15-13, 15-2, 15-4
9/4	LOUISIANA TECH	W	16-14, 8-15, 15-7, 15-5
9/8	UT-ARLINGTON	W	15-11, 15-4, 15-6
Gonzaga Spikeoff, Spokane, Wash. (2nd/4 teams)			
9/10	vs Oregon	W	15-4, 11-15, 15-12, 15-11
9/11	vs Weber State	W	15-6, 10-15, 15-13, 16-14
9/11	at Gonzaga	L	14-16, 15-13, 10-15, 12-15
Red Raider Classic, Lubbock (3rd/4 teams)			
9/17	PEPPERDINE	W	4-15, 15-13, 15-12, 7-15, 15-5
9/18	MONTANA	L	8-15, 9-15, 15-13, 15-11, 16-18
9/18	KENTUCKY	L	6-15, 15-6, 15-10, 11-15, 10-15
9/22	at Texas A&M*	L	11-15, 6-15, 13-15
9/29	RICE*	W	15-2, 11-15, 15-9, 15-10
10/1	at Oklahoma	L	1-15, 14-16, 4-15
10/2	at North Texas	W	15-10, 15-5, 12-15, 15-6
10/6	at Houston*	L	6-15, 13-15, 15-17
10/9	at Baylor*	L	9-15, 15-11, 5-15, 2-15
10/13	at UTEP	L	15-5, 3-15, 15-13, 15-17, 13-15
10/16	TEXAS*	L	12-15, 6-15, 7-15
10/20	TEXAS A&M*	L	13-15, 13-15, 9-15
10/23	at Rice*	W	12-15, 15-7, 15-11, 15-11
10/27	HOUSTON*	L	16-14, 5-15, 9-15, 15-8, 12-15
10/30	at UT-Arlington	W	13-15, 6-15, 15-3, 15-12, 15-9
11/3	BAYLOR*	W	15-7, 11-15, 15-12
11/12	at Texas*	L	10-15, 8-15, 8-15
11/13	at SW Texas St.	L	6-15, 9-15, 8-15
Southwest Conference Tournament, Lubbock Civic Center (Tied 3rd/6 teams)			
11/19	BAYLOR	W	15-5, 13-15, 15-13, 15-13
11/20	TEXAS	L	8-15, 15-13, 6-15, 9-15
Albuturkey Classic, Albuquerque, N.M. (3rd/4 teams)			
11/26	at New Mexico	L	6-15, 11-15, 12-15
11/27	vs Arizona	L	1-15, 11-15, 3-15
11/27	vs Alabama-Birm.	W	15-6, 15-4, 15-11

\*Southwest Conference match

## 1994

Head Coach: Mike Jones

Record: 15-15 • SWC: 4-6

Date	Opponent	Result	Scores
Sun Devil Challenge, Tempe, Ariz. (T 2nd/4 teams)			
9/2	vs Minnesota	L	16-14, 9-15, 9-15, 11-15
9/2	vs New Mexico St.	W	15-4, 16-14, 15-9
9/3	at Arizona State	L	7-15, 14-16, 15-8, 13-15
9/3	vs George Wash.	W	6-15, 17-15, 15-12, 4-15, 15-8
9/7	UTEP	W	15-5, 15-12, 15-11
Red Raider Classic, Lubbock (4th/4 teams)			
9/9	IOWA STATE	L	10-15, 14-16, 15-9, 8-15
9/10	NEW MEXICO ST.	L	15-12, 16-14, 7-15, 14-16, 11-15
9/11	FLORIDA	L	4-15, 7-15, 7-15
LSU Tiger Classic, Baton Rouge, La.			
9/16	vs Nebraska	L	4-15, 4-15, 0-15
9/17	at LSU	W	15-4, 15-10, 15-3
9/17	vs Maryland	L	15-17, 12-15, 7-15
9/21	TEXAS A&M*	W	15-12, 15-13, 15-3
9/25	OKLAHOMA	W	15-13, 18-16, 12-15, 15-9
9/28	at Rice*	W	15-10, 15-7, 15-13
10/1	at UT-Arlington	W	15-3, 15-10, 15-10
10/2	vs Tulane	W	15-4, 15-11, 15-10
10/5	HOUSTON*	L	7-15, 15-12, 6-15, 15-13, 12-15
10/8	BAYLOR*	W	15-7, 16-14, 17-15
10/12	TEXAS*	L	15-17, 16-18, 5-15
10/15	SW TEXAS ST.	W	15-5, 12-15, 15-9, 15-9
10/19	at Texas A&M*	L	10-15, 8-15, 4-15
10/21	RICE*	W	15-3, 15-7, 15-11
10/23	at North Texas	L	10-15, 12-15, 14-16
10/26	at Houston*	L	7-15, 5-15, 2-15
10/28	at Oklahoma	W	15-10, 11-15, 15-11, 10-15, 15-12
11/2	at Baylor*	L	13-15, 12-15, 13-15
11/9	UT-ARLINGTON	W	14-16, 15-11, 15-11, 15-10
11/12	at Texas*	L	8-15, 11-15, 5-15
Southwest Conference Tournament, Houston (Rice host) (Tied 3rd/6 teams)			
11/18	vs Baylor	W	15-10, 15-12, 15-6
11/19	vs Houston	L	8-16, 11-15, 5-15

\* Southwest Conference match

## 1995

Head Coach: Jeff Nelson

Record: 21-12 • SWC: 4-6

Date	Opponent	Result	Scores
Sun Devil Challenge, Tempe, Ariz. (3rd/4 teams)			
9/1	vs UC-Santa Barbara	L	6-15, 10-15, 3-15
9/1	vs Missouri	W	15-4, 15-12, 15-13
9/2	at Arizona	L	4-15, 9-15, 7-15
Red Raider Classic, Lubbock (2nd/4 teams)			
9/8	ARKANSAS ST	W	15-2, 4-15, 15-3, 17-15
9/9	EASTERN MICHIGAN	W	15-4, 15-1, 14-16, 13-15, 15-10
9/9	ARIZONA STATE	L	9-15, 13-15, 10-15
9/13	at North Texas	W	15-6, 15-8, 12-15, 15-8
Iowa State Tournament, Ames, Iowa (Won/4 teams)			
9/15	vs Rhode Island	W	15-3, 15-12, 15-3
9/16	vs Northern Illinois	W	15-8, 15-10, 15-9
9/16	at Iowa State	W	15-6, 14-16, 6-15, 15-10, 15-11
9/20	HOUSTON*	L	15-9, 15-6, 10-15, 6-15, 9-15
9/22	at West Virginia	W	13-15, 15-11, 15-12, 15-11
9/23	vs American	W	15-6, 15-10, 18-16
9/24	at Pittsburgh	W	10-15, 15-13, 6-15, 15-10, 15-11
9/27	BAYLOR*	W	15-8, 15-9, 15-7
9/30	LAMAR	W	15-5, 15-10, 15-11
10/4	at Texas*	L	15-13, 11-15, 7-15, 7-15
10/7	at Texas A&M*	L	11-15, 7-15, 9-15
10/11	RICE*	L	11-15, 15-7, 15-17, 15-6, 9-15
10/13	NEVADA	W	15-10, 15-4, 15-9
10/18	at Houston*	L	15-10, 15-5, 13-15, 12-15, 15-12
10/21	at Baylor*	W	1-15, 15-12, 8-15, 15-3, 15-13
10/22	at SW Texas State	W	15-11, 15-7, 15-10
10/25	TEXAS*	L	15-10, 8-15, 6-15, 11-15
11/3	TEXAS A&M*	L	16-14, 10-15, 12-15, 7-15
11/5	at UT-Arlington	L	4-15, 14-16, 10-15
11/8	at Rice*	W	15-5, 8-15, 15-9, 15-9
11/10	at Texas El-Paso	W	15-1, 15-7, 15-9
SWC Tournament, Houston (UH) (T3/6 teams)			
11/18	vs Baylor	W	15-8, 10-15, 15-4, 16-14
11/19	vs Texas A&M	L	10-15, 11-15, 7-15
11/24	vs New Mexico	W	15-13, 15-13, 15-4
NCAA East Region Playoffs			
11/29	ARKANSAS STATE	W	15-2, 12-15, 10-15, 15-6, 15-11
12/2	at Florida	L	15-6, 15-13, 9-15, 5-15, 16-18

\* Southwest Conference match

# YEAR-BY-YEAR RESULTS

## 1996

Head Coach: Jeff Nelson

Record: 25-9 • Big 12: 12-8

Date	Opponent	Result	Scores
Nevada Invitational, Reno, Nev. (Won)			
8/30	vs Portland	W	15-3, 15-9, 15-7
8/30	vs Southern Methodist	W	15-5, 15-0, 15-9
8/31	vs Wichita State	W	15-4, 15-4, 9-15, 15-5
8/31	at Nevada	W	15-4, 15-4, 15-7
NMSU Roadrunner Classic, Las Cruces, N.M. (Won)			
9/5	vs SW Missouri St.	W	15-8, 15-9, 12-15, 15-11
9/6	at New Mexico St.	W	15-1, 15-3, 15-3
9/6	vs South Alabama	W	15-2, 15-6, 15-11
Red Raider Classic, Lubbock (Won)			
9/13	UNLV	W	15-7, 15-7, 15-6
9/14	NORTH TEXAS	W	15-2, 15-8, 15-6
9/14	VIRGINIA	W	15-10, 116-14, 15-9
NW Arkansas Invitational, Fayetteville, Ark. (Won)			
9/20	vs Southern Methodist	W	5-4, 16-14, 15-4
9/21	vs Stephen F Austin	W	15-10, 15-4, 14-16, 7-15, 15-9
9/21	at Arkansas	W	15-3, 15-4, 15-13
9/27	MISSOURI*	W	15-10, 15-13, 15-6
9/29	IOWA STATE*	W	15-7, 15-9, 15-4
10/4	at Texas*	L	9-15, 7-15, 15-17
10/6	at Texas A&M*	L	4-15, 6-15, 13-15
10/11	KANSAS*	W	15-2, 10-15, 15-12, 15-10
10/12	KANSAS STATE*	W	15-12, 15-11, 4-15, 4-15, 15-9
10/16	BAYLOR*	W	15-11, 15-4, 15-13
10/18	at Oklahoma*	W	15-5, 10-15, 15-13, 15-13
10/25	COLORADO*	L	15-5, 8-15, 16-14, 11-15, 8-15
10/26	NEBRASKA*	W	7-15, 15-9, 10-15, 15-13, 15-12
11/1	at Kansas State*	L	15-12, 7-15, 16-14, 6-15, 4-15
11/2	at Kansas*	W	15-10, 15-8, 15-11
11/8	TEXAS A&M*	L	1-15, 10-15, 15-7, 15-7, 10-15
11/9	TEXAS*	L	6-15, 12-15, 4-15
11/15	at Iowa State*	W	8-15, 15-9, 15-10, 15-11
11/17	at Missouri*	W	15-7, 15-6, 15-8
11/22	at Nebraska*	L	15-13, 2-15, 3-15, 5-15
11/23	at Colorado*	L	11-15, 15-17, 9-15
11/27	at Baylor*	W	15-11, 16-18, 15-11, 15-11
11/30	OKLAHOMA*	W	15-5, 15-13, 15-9
NCAA West Region Playoffs			
12/4	at Washington	L	5-15, 6-15, 9-15

\* Big 12 Conference match

## 1997

Head Coach: Jeff Nelson

Record: 23-11 • Big 12: 10-10

Date	Opponent	Result	Scores
Red Raider Shootout, Lubbock (Won)			
8/29	UT-SAN ANTONIO	W	15-5, 15-0, 15-11
8/29	PORTLAND	W	7-15, 15-5, 15-3, 15-8
8/30	SMU	W	15-5, 15-0, 16-14
8/30	OHIO	W	15-10, 15-7, 15-9
South Florida Tournament, Tampa, Fla. (Won)			
9/5	vs UT-Chattanooga	W	15-9, 15-7, 15-6
9/5	at South Florida	W	14-16
9/6	vs. Ga. Southern	W	15-1, 15-2, 15-4
Red Raider Classic			
9/12	SW LOUISIANA	W	15-3, 15-6, 16-14
9/12	LOUISIANA TECH	W	15-3, 15-10, 15-3
9/13	SOUTH CAROLINA	L	15-8, 6-15, 14-16, 13-15
U.S. Air Force Academy Tournament, Colorado Springs, Colo.			
9/19	vs. Denver	W	15-7, 15-3, 15-7
9/19	at Air Force	W	15-12, 15-1, 15-10
9/20	vs. Hofstra	W	15-6, 15-6, 15-3
9/20	vs. William & Mary	W	15-3, 15-3, 15-2
9/26	at Missouri*	W	15-7, 15-7, 15-3
9/27	at Iowa State*	W	15-4, 15-7, 15-8
10/3	No. 13 TEXAS*	L	15-9, 15-11, 11-15, 15-6
10/4	No. 14 TEXAS A&M*	L	15-5, 15-10, 11-15, 15-2
10/10	at Kansas*	W	15-5, 15-6, 15-12
10/11	at Kansas State*	L	15-8, 15-10, 12-15, 15-10
10/15	at Baylor*	W	15-12, 15-13, 5-15, 15-10
10/18	OKLAHOMA*	L	10-15, 17-15, 12-15, 15-7, 15-13
10/24	at No. 20 Colorado*	W	7-15, 15-6, 15-10, 15-13
10/31	KANSAS STATE*	L	5-15, 15-5, 15-7, 16-14
11/1	KANSAS*	W	15-6, 15-13, 15-4
11/7	at No. 14 Texas A&M*	W	15-3, 11-15, 9-15, 15-12, 15-12
11/8	at No. 8 Texas*	L	15-4, 15-7, 15-5
11/11	at No. 11 Nebraska*	L	15-7, 15-7, 15-8
11/14	IOWA STATE*	W	15-5, 15-3, 10-15, 15-7
11/15	MISSOURI*	W	15-4, 15-8, 15-8
11/21	NEBRASKA*	L	8-15, 13-15, 15-10, 15-6, 15-10
11/22	No. 22 COLORADO*	L	15-12, 15-3, 15-7
11/26	BAYLOR*	W	15-2, 15-5, 15-13
11/28	at Oklahoma*	L	15-11, 15-7, 19-17

\* Big 12 Conference match

## 1998

Head Coach: Jeff Nelson

Record: 23-11 • SWC: 12-8

Date	Opponent	Result	Scores
9/2	at William & Mary	W	15-10, 15-4, 15-13
George Mason Invitational, Fairfax, Va. (Won)			
9/4	vs. UMBC	W	15-10, 15-8, 15-10
9/4	vs. Liberty	W	15-3, 15-9, 15-6
9/5	vs. UW-Milwaukee	W	15-9, 15-3, 15-4
9/5	at George Mason	W	15-1, 15-4, 15-9
Red Raider Classic Lubbock (2nd place)			
9/11	BELMONT	W	15-2, 15-7, 15-3
9/11	ORAL ROBERTS	W	16-14, 15-12, 15-3
9/12	CENTENARY	W	15-3, 15-6, 15-2
9/12	No. 5 UCSB	L	15-5, 15-9, 15-9
BYU Classic, Provo, Utah (2nd place)			
9/18	at No. 6 BYU	L	15-6, 15-9, 15-9
9/19	vs. Central Michigan	W	15-4, 15-0, 15-1
9/19	vs. Northern Illinois	W	15-3, 16-14, 15-4
9/25	No. 17 TEXAS A&M*	L	15-9, 15-3, 15-6
9/26	No. 13 TEXAS*	L	15-9, 18-16, 15-5
9/30	at SMU	W	15-12, 15-13, 15-9
10/2	at Missouri*	W	15-7, 6-15, 17-15, 15-9
10/3	at Iowa State*	W	15-7, 15-9, 15-1
10/9	No. 3 NEBRASKA*	L	15-4, 15-6, 15-11
10/10	No. 12 COLORADO*	L	15-11, 12-15, 15-8, 15-2
10/14	at Baylor*	W	16-14, 15-7, 15-10
10/17	at No. 23 Kansas State*	L	15-8, 15-12, 17-15
10/23	IOWA STATE*	W	15-0, 15-3, 12-15, 15-6
10/24	MISSOURI*	W	15-10, 15-10, 15-7
10/30	at No. 12 Texas*	L	15-2, 15-6, 11-15, 15-1
11/1	at No. 19 Texas A&M*	W	15-4, 15-12, 10-15, 15-7
11/6	OKLAHOMA*	W	15-9, 15-8, 15-7
11/7	KANSAS*	W	15-2, 15-2, 15-1
11/13	at No. 15 Colorado*	L	15-11, 5-15, 15-4, 15-6
11/14	at No. 3 Nebraska*	L	15-10, 15-5, 15-8
11/18	BAYLOR*	W	15-4, 16-14, 15-8
11/20	No. 17 KANSAS STATE*	W	10-15, 15-9, 15-11, 15-12
11/27	at Kansas*	W	15-8, 15-5, 15-6
11/28	at Oklahoma*	W	15-6, 15-9, 15-2
NCAA First Round, Gainseville, Fla.			
12/3	vs. Ohio State	L	12-15, 13-15, 15-10, 15-3, 15-10

\*Big 12 Conference match

# YEAR-BY-YEAR RESULTS

## 1999

Head Coach: Jeff Nelson  
Record: 18-15 • Big 12: 7-13

Date	Opponent	Result	Scores
9/1	NEW MEXICO STATE	W	15-11, 15-11, 15-12
Red Raider Classic, Lubbock (2nd)			
9/3	SMU	W	15-15, 15-10, 15-8
9/3	NORTH CAROLINA ST.	W	15-7, 15-12, 15-10
9/4	WRIGHT STATE	W	15-8, 15-10, 15-7
9/4	UTAH	L	15-7, 0-15, 12-15
9/5	UT PAN-AMERICAN	W	15-1, 15-4, 15-5
Nanook Classic, Fairbanks, Alaska (Won)			
9/10	vs. Oregon State	W	15-6, 15-13, 13-15, 15-9
9/11	at Alaska Fairbanks	W	15-4, 15-2, 15-7
9/12	vs. Ball State	W	15-7, 11-15, 15-7, 15-9
UNM Tournament, Albuquerque, N.M. (2nd)			
9/17	vs. UTEP	W	15-6, 18-16, 15-12
9/18	vs. Loyola Marymount	L	9-15, 13-15, 14-16
9/18	at New Mexico	W	9-15, 15-4, 15-8, 15-11
9/24	NEBRASKA*	L	15-9, 11-15, 7-15, 1-15
9/25	at Kansas State*	L	10-15, 8-15, 1-15
9/29	TEXAS A&M*	L	3-15, 10-15, 10-15
10/2	at Kansas*	L	14-16, 15-12, 14-16, 5-15
10/6	at Colorado*	L	17-19, 9-15, 10-15
10/9	IOWA STATE*	W	15-10, 15-11, 15-5
10/12	at Baylor*	L	8-15, 8-15, 7-15
10/16	at Oklahoma*	W	15-4, 15-0, 15-5
10/17	TCU	W	15-6, 15-6, 15-5
10/20	TEXAS*	L	10-15, 15-17, 9-15
10/23	at Missouri*	W	15-7, 15-10, 15-5
10/27	KANSAS STATE*	W	15-12, 6-15, 12-15, 15-13
10/29	at Nebraska*	L	6-15, 3-15, 4-15
11/3	at Texas A&M*	L	3-15, 9-15, 2-15
11/6	KANSAS*	L	13-15, 10-15, 7-15
11/11	at Iowa State*	W	15-5, 15-10, 15-3
11/13	COLORADO*	L	15-17, 16-14, 7-15, 15-12, 13-15
11/17	BAYLOR*	L	13-15, 13-15, 6-15
11/21	OKLAHOMA*	W	15-6, 15-7, 15-7
11/24	at Texas*	L	7-15, 6-15, 8-15
11/27	MISSOURI*	W	15-3, 11-15, 15-5, 15-12

\*Big 12 Conference match

## 2000

Head Coach: Jeff Nelson  
Record: 24-9 • Big 12: 12-8

Date	Opponent	Result	Scores
Carolina Classic, Columbia, S.C. (Won, 5 teams)			
9/1	vs. Liberty	W	15-6, 15-0, 11-15, 15-7
9/1	vs. Xavier	W	15-11, 15-7, 15-4
9/2	at South Carolina	W	15-11, 15-10, 15-11
9/2	vs. Duke	W	15-7, 12-15, 15-13, 15-13
9/5	at TCU	W	15-13, 15-3, 15-8
Red Raider Classic, Lubbock (Won/4 teams)			
9/8	GEORGE MASON	W	15-7, 15-6, 15-6
9/9	TEXAS A&M-CC	W	15-3, 15-3, 15-3
9/9	TEXAS-ARLINGTON	W	15-7, 15-7, 15-13
9/13	at Baylor	L	15-6, 9-15, 11-15, 12-15
LSU Tournament, Baton Rouge, La. (Won/4 teams)			
9/15	vs. SE Louisiana	W	15-0, 15-13, 15-9
9/16	vs. Arkansas State	W	15-6, 15-11, 15-3
9/16	vs. Louisiana State	W	15-9, 15-9, 15-6
9/20	KANSAS STATE*	W	15-6, 15-17, 15-8, 14-16, 22-20
9/23	at Texas*	W	15-8, 13-15, 15-11, 15-10
9/27	MISSOURI*	W	15-11, 7-15, 16-14, 14-16, 15-12
9/30	at Kansas*	W	15-11, 5-15, 7-15, 15-12, 15-6
10/4	OKLAHOMA*	W	15-9, 15-6, 15-7
10/7	COLORADO*	L	13-15, 15-9, 15-6, 17-19, 6-15
10/11	at Texas A&M*	L	6-15, 12-15, 11-15
10/14	NEBRASKA*	L	10-15, 15-12, 10-15, 9-15
10/18	at Iowa State*	W	15-7, 15-7, 15-10
10/21	BAYLOR*	W	15-9, 11-15, 5-15, 20-18, 15-11
10/28	at Kansas State*	L	9-15, 15-11, 6-15, 15-6, 12-15
10/30	UTEP	W	15-8, 10-15, 15-5, 15-10
11/1	TEXAS*	W	15-8, 15-7, 15-5
11/2	at Missouri*	L	12-15, 10-15, 11-15
11/8	KANSAS*	W	15-1, 15-5, 15-11
11/11	at Oklahoma*	W	15-4, 15-1, 15-1
11/15	at Colorado*	L	7-15, 15-10, 4-15, 15-12, 12-15
11/18	TEXAS A&M*	W	10-15, 15-11, 12-15, 15-9, 15-13
11/22	at Nebraska*	L	2-15, 3-15, 9-15
11/25	IOWA STATE*	W	15-2, 15-7, 15-5
NCAA First Round, Honolulu, Hawai'i			
11/30	vs. Utah	L	15-6, 8-15, 15-2, 10-15, 12-15

\* Big 12 Conference match

## 2001

Head Coach: Jeff Nelson  
Record: 18-14 • Big 12: 9-11

Date	Opponent	Result	Scores
Utah Tournament (3rd/4 teams)			
8/31	vs. Georgia Tech	L	26-30, 23-30, 30-32
8/31	vs. Rhode Island	W	28-30, 29-31, 30-23, 30-16, 15-12
9/1	at Utah	L	15-30, 30-23, 28-30, 24-30
9/4	TCU	W	30-19, 30-25, 30-22
Red Raider Classic (Won/5 teams)			
9/7	SFA	W	26-30, 30-25, 30-23, 30-20
9/7	UTEP	W	30-27, 39-37, 30-21
9/8	LAMAR	W	26-30, 30-15, 30-24, 30-23
9/8	OHIO	W	30-24, 27-30, 30-23, 30-19
9/19	at Missouri*	L	27-30, 25-30, 30-26, 29-31
9/22	KANSAS STATE*	W	28-30, 30-22, 30-21, 31-29
9/26	at Colorado*	L	24-30, 17-30, 22-30
10/3	IOWA STATE*	W	30-21, 31-29, 30-18
10/6	at Kansas*	W	30-28, 26-30, 16-30, 30-21, 23-21
10/8	NEW MEXICO	W	30-22, 30-21, 30-27
10/10	TEXAS A&M*	L	38-36, 37-39, 21-30, 25-30
10/13	at Oklahoma*	W	30-17, 30-27, 30-19
10/15	TEXAS*	L	30-27, 30-23, 27-30, 26-30, 8-15
10/17	at Baylor*	W	34-32, 31-29, 29-31, 28-30, 19-17
10/20	NEBRASKA*	L	12-30, 19-30, 25-30
10/24	at Kansas State*	L	19-30, 22-30, 30-18, 25-30
10/27	KANSAS*	W	30-24, 30-21, 30-26
10/31	at Texas*	L	27-30, 30-25, 25-30, 30-28, 11-15
11/3	COLORADO*	L	26-30, 30-24, 25-30, 28-30
11/6	at UTEP	W	23-30, 30-23, 30-24, 31-29
11/7	at New Mexico St.	W	30-14, 30-27, 27-30, 30-20
11/10	OKLAHOMA*	W	30-17, 30-16, 30-15
11/14	MISSOURI*	L	23-30, 29-31, 23-30
11/17	at Iowa State*	W	36-34, 30-22, 30-19
11/18	at Nebraska*	L	21-30, 19-30, 14-30
11/21	BAYLOR*	W	26-30, 30-28, 31-29, 20-30, 15-9
11/24	at Texas A&M*	L	16-30, 13-30, 27-30
NCAA First Round, Salt Lake City, Utah			
11/29	at Utah	L	24-30, 29-31, 23-30

\* Big 12 Conference match

## 2002

Head Coach: Jeff Nelson  
Record: 14-15 • Big 12: 9-11

Date	Opponent	Result	Scores
Hofstra Classic, Hempstead, N.Y. (Won/4 teams)			
8/30	vs. Fairfield	W	30-22, 30-23, 30-17
8/30	at Hofstra	W	30-22, 30-18, 30-24
8/31	vs. Kentucky	W	30-17, 30-20, 30-19
UNLV Classic, Las Vegas, Nev. (4th/4 teams)			
9/6	vs. Ball State	L	27-30, 30-9, 24-30, 30-25, 11-15
9/7	at UNLV	L	30-25, 25-30, 28-30, 23-30
9/8	vs. Cal	L	22-30, 19-30, 22-30
Red Raider Classic (2nd /4 teams)			
9/13	CLEMSON	W	28-30, 30-21, 30-26, 30-20
9/15	ARIZONA STATE	L	30-25, 30-27, 25-30, 14-16
9/17	NMSU	W	30-26, 30-26, 30-18
9/21	at Iowa State*	W	30-26, 30-14, 30-28
9/25	#5 NEBRASKA*	L	24-30, 12-30, 23-30
9/28	at Kansas*	L	19-30, 27-30, 28-30
10/2	at Kansas State*	L	20-30, 30-28, 18-30, 30-28, 12-15
10/5	#21 MISSOURI*	W	26-30, 30-25, 30-24, 30-23
10/9	at Baylor*	L	25-30, 24-30, 26-30
10/12	TEXAS	L	28-30, 25-30, 24-30
10/16	at Texas A&M*	L	22-30, 27-30, 30-28, 30-20, 12-15
10/19	COLORADO*	L	33-31, 34-36, 29-31, 26-30
10/23	OKLAHOMA*	W	30-20, 30-20, 30-18
10/30	KANSAS STATE*	L	27-30, 33-31, 22-30, 30-21, 13-15
11/2	at #4 Nebraska*	L	20-30, 20-30, 25-30
11/6	KANSAS*	W	30-24, 31-29, 30-17
11/9	at Oklahoma*	W	30-21, 30-26, 30-18
11/13	BAYLOR*	W	30-32, 30-21, 30-20, 30-19
11/16	at Texas*	L	25-30, 30-28, 28-30, 28-30
11/20	at Colorado*	W	30-26, 30-24, 31-29
11/23	TEXAS A&M*	W	30-28, 30-27, 19-30, 30-25
11/27	IOWA STATE*	W	31-29, 30-22, 30-18
11/30	at #19 Missouri*	L	19-30, 21-30, 30-32

\*Big 12 Conference match



# YEAR-BY-YEAR RESULTS

## 2003

Head Coach: Nancy Todd  
Record: 11-18 • Big 12: 3-17

Date	Opponent	Result	Score
Islander Invitational, Corpus Christi (Won/5 teams)			
8/29	vs. Sam Houston	W	30-27,30-26,27-30,30-27
	vs. Southern Miss.	W	30-25,30-25,30-17
8/30	vs. No. Carolina A&T	W	30-16,30-15,30-25
	vs. Texas A&M-CC	W	30-14,30-15,30-17
Big Orange Bash, Clemson, S.C. (Won/4 teams)			
9/5	vs. Coll. of Charleston	W	29-31,30-21,30-27,30-15
9/6	vs. Winthrop	W	30-24,30-28,30-21,30-24
	at Clemson	W	30-21,28-30,30-28,30-22
9/8	at UTEP	W	22-30, 21-30, 30-27, 30-27, 17-15
9/10	at New Mexico State	L	18-30, 25-30, 22-30
9/17	at Colorado*	L	22-30, 30-28, 20-30, 22-30
9/20	KANSAS STATE*	L	28-30, 24-30, 23-30
9/24	at Missouri*	L	13-20, 26-30, 22-30
9/27	at Nebraska*	L	18-30, 27-30, 17-30
10/1	IOWA STATE*	L	30-18, 27-30, 21-30
10/4	KANSAS*	L	30-25, 24-30, 31-33, 25-30
10/8	at Texas A&M*	L	21-30, 25-30, 21-30
10/15	BAYLOR*	L	27-30, 30-28, 27-30, 30-28, 10-15
10/10	at Texas*	L	28-30, 28-30, 19-30
10/22	OKLAHOMA*	W	30-21, 30-24, 30-27
10/25	MISSOURI*	L	33-31, 28-30, 19-30, 20-30
10/29	NEBRASKA*	L	30-24, 25-30, 26-30, 27-30
11/1	at Baylor*	W	30-26, 30-25, 16-30, 28-30, 15-13
11/5	at Oklahoma*	L	30-19, 26-30, 28-30, 30-23,13-15
11/8	COLORADO*	L	17-30, 23-30, 25-30
11/12	at Iowa State*	W	17-30, 30-21, 30-25, 17-30, 15-13
11/15	TEXAS A&M*	L	21-30, 30-21, 22-30, 32-30, 9-15
11/22	at Kansas State*	L	20-30, 28-30, 21-30
11/26	TEXAS*	L	18-30, 19-30, 28-30
11/29	at Kansas*	L	26-30, 23-30, 21-30

\* Big 12 Conference match

## 2004

Head Coach: Nancy Todd  
Record: 10-16 • Big 12: 4-16

Date	Opponent	Result	Score
SDSU Invitational, San Diego, Calif. (3rd/4 teams)			
9/3	at San Diego State	W	30-24, 31-33, 30-22, 30-16
9/3	vs Wichita State	L	30-28, 27-30, 21-30, 19-30
9/4	vs UCSB	L	18-30, 20-30, 23-30
Red Raider Classic (Won/4 teams)			
9/10	UT-PAN AMERICAN	W	30-21, 30-25, 22-30, 30-18
9/10	UTEP	W	30-16, 30-23, 30-28
9/11	NORTH TEXAS	W	30-22, 30-28, 30-28
9/15	OKLAHOMA*	W	30-27, 30-26, 21-30, 30-26
9/17	NEBRASKA*	L	30-32, 23-30, 11-30
9/22	at Kansas*	L	24-30, 23-30, 20-30
9/25	at Iowa State*	W	30-28, 28-30, 30-27, 30-22
9/29	COLORADO*	L	16-30, 21-30, 30-24, 24-30
10/1	at Texas A&M*	L	30-27, 22-30, 30-26, 22-30, 10-15
10/6	TEXAS*	L	27-30, 27-30, 13-30
10/13	at Baylor*	W	28-30, 30-24, 30-18, 30-27
10/16	KANSAS STATE*	L	28-30, 16-30, 24-30
10/20	at Missouri*	L	20-30, 15-30, 30-26, 20-30
10/23	TEXAS A&M*	L	30-19, 29-31, 28-30, 30-26, 15-17
10/27	BAYLOR*	W	30-23, 24-30, 27-30, 30-28, 15-12
10/30	at Colorado*	L	19-30, 30-32, 30-28, 28-30
11/3	at Nebraska*	L	10-30, 14-30, 22-30
11/6	MISSOURI*	L	30-27, 21-30, 26-30, 28-30
11/10	at Oklahoma*	L	28-30, 33-31, 31-29, 29-31, 8-15
11/13	IOWA STATE*	W	31-29, 30-27, 30-25
11/20	at Kansas State*	W	27-30, 24-30, 30-28, 30-25, 15-12
11/24	KANSAS*	L	25-30, 24-30, 25-30
11/27	at Texas*	L	25-30, 26-30, 13-30

\* Big 12 Conference match

## 2005

Head Coach: Nancy Todd  
Record: 11-20 • Big 12: 4-16

Date	Opponent	Result	Score
Univ. of Houston Tournament, Houston (3rd/3 teams)			
8/27	vs. Wichita State	L	14-30, 19-30, 24-30
8/27	at Houston	L	16-30, 28-30, 30-28, 20-30
at SMU Tournament, Dallas (Won/4 teams)			
9/2	vs. Oral Roberts	W	24-30, 30-26, 30-20, 30-25
9/3	vs. Stony Brook	W	30-19, 30-22, 30-20
9/3	at SMU	W	30-16, 30-26, 30-17
9/6	at Rice	W	28-30, 30-27, 26-30, 30-25, 15-10
Red Raider Round Up, Lubbock (2nd/4 teams)			
9/9	SAN DIEGO STATE	W	30-17, 30-24, 25-30, 30-15
9/10	GEORGIA	W	30-22, 23-30, 30-21, 30-18
9/10	BOISE STATE	L	27-30, 30-20, 25-30, 31-33
9/14	BAYLOR*	L	30-27, 31-33, 22-30, 20-30
9/17	at Kansas State*	L	17-30, 18-30, 27-30
9/21	OKLAHOMA*	W	30-27, 30-26, 30-21
9/28	KANSAS*	W	30-28, 30-25, 30-19
10/1	MISSOURI*	L	30-27, 30-28, 23-30, 21-30, 12-15
10/4	at Iowa State*	L	13-30, 19-30, 17-30
10/8	COLORADO*	W	30-28, 30-25, 19-30, 26-30, 16-14
10/12	at Nebraska*	L	16-30, 18-30, 22-30
10/15	at Colorado State*	L	22-30, 17-30, 20-30
10/16	at Wyoming	W	30-25, 30-25, 30-22
10/19	Texas*	L	21-30, 24-30, 30-25, 21-30
10/22	Texas A&M*	W	30-28, 30-25, 28-30, 27-30, 17-15
10/26	at Oklahoma*	L	25-30, 32-30, 21-30, 30-27,13-15
10/29	NEBRASKA*	L	22-30, 11-30, 16-30
11/2	at Missouri*	L	18-30, 18-30, 19-30
11/5	at Colorado*	L	25-30, 23-30, 19-30
11/9	KANSAS STATE*	L	21-30, 30-25, 21-30, 17-30
11/12	at Kansas*	L	26-30, 25-30, 22-30
11/16	at Texas*	L	19-30, 20-30, 18-30
11/19	IOWA STATE*	L	27-30, 23-30, 28-30
11/21	at Texas A&M*	L	28-30, 28-30, 25-30
11/26	at Baylor*	L	28-30, 30-22, 30-23, 25-30, 15-17

\* Big 12 Conference match

## 2006

Head Coach: Nancy Todd  
Record: 12-17 • Big 12: 5-15

Date	Opponent	Result	Score
Sun Bowl Invitational, El Paso (2nd/5 teams)			
8/25	vs. Sacramento State	L	18-30, 23-30, 30-25, 26-30
8/25	at UTEP	W	30-15, 30-25, 29-31, 20-30, 15-7
8/26	vs. Eastern Michigan	W	30-25, 30-27, 35-37, 20-30, 15-9
8/26	vs. New Mexico State	L	30-23, 29-31, 30-27, 22-30, 10-15
UTPA Volleyball Tournament, Edinburg (Won/3 teams)			
9/2	vs. Texas State	W	30-25, 30-27, 30-22
9/2	at UTPA	W	30-19, 30-19, 30-23
USF Invitational, Tampa, Fla. (Won/4 teams)			
9/8	vs. Wright State	W	30-23, 28-30, 30-19, 30-23
9/9	vs. Jacksonville	W	30-16, 30-26, 30-27
9/9	at USF	W	30-20, 30-17, 30-25
9/13	at No. 5 Texas*	L	21-40, 19-30, 28-30
9/16	COLORADO*	L	27-30, 28-30, 22-30
9/20	at Baylor*	L	30-28, 23-30, 27-30, 30-17, 13-15
9/23	at No. 1 Nebraska*	L	27-30, 17-30, 24-30
9/27	KANSAS*	W	30-26, 30-25, 22-30, 30-25
9/30	No. 19 MISSOURI*	L	26-30, 20-30, 24-30
10/4	at Texas A&M*	W	27-30, 30-28, 31-33, 30-22, 15-12
10/11	No. 24 OKLAHOMA*	L	30-21, 30-18, 25-30, 24-30, 8-15
10/14	IOWA STATE*	W	24-30, 32-30, 27-30, 30-22, 17-15
10/18	at Kansas State*	L	22-30, 30-24, 30-32, 19-30
10/21	at Colorado*	L	21-30, 27-30, 31-33
10/25	No. 8 TEXAS*	L	31-29, 21-30, 19-30, 21-30
10/28	at Kansas*	W	27-30, 30-28, 22-30, 30-28, 15-9
11/1	No. 1 NEBRASKA*	L	16-30, 21-30, 24-30
11/8	at No. 15 Oklahoma*	L	30-27, 28-30, 22-30, 28-30
11/11	BAYLOR*	L	21-30, 30-22, 26-30, 30-20, 12-15
11/15	at Iowa State*	L	30-25, 20-30, 26-30, 25-30
11/18	TEXAS A&M*	W	30-25, 30-23, 30-27
11/22	KANSAS STATE*	L	31-29, 24-30, 21-30, 18-30
11/24	at Missouri*	L	15-30, 28-30, 25-30

\* Big 12 Conference match

# YEAR-BY-YEAR RESULTS

## 2007

Head Coach: Nancy Todd

Record: 7-22 • Big 12: 1-19

Date	Opponent	Result	Score
UNLV Tournament, Las Vegas, Nev. (2nd/4 teams)			
8/24	vs Virginia	L	30-28, 26-30, 22-30, 24-30
8/25	at UNLV	W	30-27, 21-30, 30-26, 30-12
8/25	vs Arizona State	W	30-24, 30-22, 30-24
Red Raider Round Up, Lubbock (2nd/4 teams)			
8/31	VILLANOVA	W	30-20, 28-30, 24-30, 30-25, 16-14
9/1	LAMAR	W	30-25, 21-30, 30-21, 27-30, 15-8
9/1	SMU	L	26-30, 30-22, 30-32, 26-30
Syracuse Tournament, Syracuse, N.Y. (2nd/4 teams)			
9/7	vs FORDHAM	W	30-26, 30-22, 30-20
9/8	vs PRINCETON	W	30-22, 30-27, 27-30, 30-27
9/8	at Syracuse	L	32-30, 25-30, 28-30, 28-30
9/12	COLORADO*	W	30-19, 30-24, 24-30, 27-30, 15-12
9/15	NEBRASKA*	L	19-30, 15-30, 20-30
9/19	at Texas A&M*	L	27-30, 21-30, 30-21, 30-27, 10-15
9/22	at Kansas*	L	27-30, 24-30, 25-30
9/26	TEXAS*	L	17-30, 30-26, 20-30, 17-30
9/29	IOWA STATE*	L	15-30, 25-30, 30-28, 17-30
10/3	at Baylor*	L	17-30, 30-28, 20-30, 22-30
10/6	at Missouri*	L	23-30, 29-31, 16-30
10/10	OKLAHOMA*	L	28-30, 26-30, 18-30
10/17	at Kansas State*	L	22-30, 15-30, 14-30
10/20	TEXAS A&M*	L	21-30, 25-30, 14-30
10/24	at Iowa State*	L	32-34, 15-30, 24-30
10/27	BAYLOR*	L	24-30, 26-30, 24-30
10/31	KANSAS STATE*	L	14-30, 19-30, 22-30
11/3	at Colorado*	L	34-32, 20-30, 15-30, 19-30
11/7	at Oklahoma*	L	23-30, 21-30, 23-30
11/10	MISSOURI*	L	28-30, 26-30, 26-30
11/14	at TEXAS*	L	14-30, 15-30, 24-30
11/21	KANSAS*	L	28-30, 21-30, 23-30
11/24	at Nebraska*	L	18-30, 10-30, 11-30

\*Big 12 Conference match

## 2008

Head Coach: Nancy Todd

Record: 5-26 • Big 12: 0-20

Date	Opponent	Result	Score
Mean Green Classic, Denton (Won/4 teams)			
8/29	at North Texas	W	25-21, 25-20, 25-17
8/30	vs UT-Arlington	W	20-25, 25-15, 25-19, 25-17
8/30	vs Jackson State	W	23-25, 25-12, 25-18, 25-15
Arizona Invitational, Tucson, Ariz. (4th/4 teams)			
9/5	vs Santa Clara	L	22-25, 13-25, 21-25
9/5	vs Texas State	L	22-25, 19-25, 20-25
9/6	at Arizona	L	17-25, 21-25, 17-25
Red Raider Round Up, Lubbock (4th/4 teams)			
9/12	TCU	L	25-14, 23-25, 25-23, 27-29, 11-15
9/12	OKLAHOMA*	L	25-15, 20-25, 25-27, 25-17, 10-15
9/13	NEW ORLEANS	L	21-25, 15-25, 29-27, 18-25
9/17	at Baylor*	L	22-25, 19-25, 25-22, 22-25
Spike Ike Tournament, Denton (2nd/4 teams)			
9/19	vs Louisiana-Lafayette	W	31-33, 25-19, 25-16, 25-19 91
9/19	vs Stephen F. Austin	L	17-25, 16-25, 25-23, 18-25
9/20	vs UT-Pan American	W	25-18, 25-18, 25-14
9/24	MISSOURI*	L	18-25, 24-26, 15-25
9/27	at Oklahoma*	L	25-22, 21-25, 25-21, 10-25, 12-15
10/1	#2 NEBRASKA*	L	13-25, 23-25, 13-25
10/4	KANSAS*	L	19-25, 25-17, 23-25, 22-25
10/8	at Colorado*	L	21-25, 16-25, 11-25
10/11	TEXAS A&M*	L	15-25, 14-25, 16-25
10/15	at Iowa State*	L	17-25, 14-25, 14-25
10/18	at #15 Kansas State*	L	18-25, 12-25, 17-25
10/22	#3 TEXAS*	L	15-25, 19-25, 16-25
10/25	COLORADO*	L	25-20, 25-22, 20-25, 23-25, 17-19
11/1	at Missouri*	L	15-25, 25-21, 14-25, 17-25
11/5	IOWA STATE*	L	14-25, 23-25, 22-25
11/8	at Kansas*	L	15-25, 10-25, 22-25
11/12	at #4 Texas*	L	9-25, 20-25, 15-25
11/19	BAYLOR*	L	25-19, 22-25, 25-21, 14-25, 13-15
11/22	at #3 Nebraska*	L	18-25, 13-25, 12-25
11/26	at Texas A&M*	L	19-25, 8-25, 18-25
11/29	#13 KANSAS STATE*	L	18-25, 18-25, 20-25

\* Big 12 Conference match

## 2009

Head Coach: Trish Knight

Record: 2-27 • Big 12: 0-20

Date	Opponent	Result	Score
Creighton Tournament, Omaha, Neb. (4th/4 teams)			
8/28	at Creighton	L	15-25, 21-25, 16-25
8/29	vs No. 10 Illinois	L	20-25, 15-25, 11-25
9/2	at Texas State	L	23-25, 24-26, 21-25
Univ. of New Orleans Tournament, New Orleans, La. (3rd/4 teams)			
9/4	vs Southeastern La.	W	25-21, 28-26, 25-19
9/5	vs Bowling Green St.	L	25-20, 20-25, 20-25, 18-25
9/5	at Univ. of New Orleans	L	22-25, 20-25, 22-25
Tulsa Tournament, Tulsa, Okla. (3rd/4 teams)			
9/11	vs. Gonzaga	W	28-26, 25-19, 17-25, 25-17
9/12	vs. Stephen F. Austin	L	19-25, 22-25, 25-23, 26-28
9/12	at Tulsa	L	19-25, 20-25, 19-25
9/16	at No. 8 Nebraska*	L	16-25, 23-25, 11-25
9/19	TEXAS A&M*	L	15-25, 11-25, 17-25
9/30	No. 14 IOWA STATE*	L	15-25, 14-25, 17-25
10/3	at Oklahoma*	L	15-25, 13-25, 21-25
10/7	No. 17 BAYLOR*	L	19-25, 23-25, 20-25
10/10	at Missouri*	L	17-25, 12-25, 15-25
10/14	at Colorado*	L	23-25, 25-21, 19-25, 17-25
10/17	No. 2 TEXAS*	L	21-25, 16-25, 17-25
10/21	KANSAS*	L	17-25, 17-25, 20-25
10/24	at No. 14 Iowa State*	L	15-25, 17-25, 19-25
10/28	No. 8 NEBRASKA*	L	12-25, 20-25, 20-25
10/31	at No. 22 Baylor*	L	17-25, 20-25, 23-25
11/7	Colorado*	L	21-25, 23-25, 18-25
11/8	at Kansas State*	L	17-25, 17-25, 25-18, 13-25
11/11	at No. 2 Texas*	L	25-19, 13-25, 10-25, 14-25
11/14	OKLAHOMA*	L	15-25, 19-25, 21-25
11/18	MISSOURI*	L	22-25, 20-25, 22-25
11/22	at Texas A&M*	L	17-25, 16-25, 17-25
11/24	at Kansas*	L	8-25, 15-25, 10-25
11/28	KANSAS STATE*	L	29-31, 13-25, 25-16, 22-25

\* Big 12 Conference match

# YEAR-BY-YEAR RESULTS

## 2010

Head Coach: Trish Knight/Beth Falls  
Record: 4-25 • Big 12: 2-18

Date	Opponent	Result	Score
Rice Tournament, Houston, Texas (3rd/4 teams)			
8/27	at Rice	L	23-25, 16-25, 23-25
8/28	vs. Mississippi	L	18-25, 16-25, 9-25
8/28	vs. UTSA	W	25-23, 25-17, 21-25, 25-21
SMU Tournament, Dallas, Texas (2nd/4 teams)			
9/3	at SMU	L	15-25, 20-25, 17-25
9/3	vs. UC Davis	L	12-25, 18-25, 20-25
9/4	vs. Texas State	W	25-22, 25-23, 17-25, 19-25, 15-13
Colorado State Tournament, Fort Collins, Colo. (4th/4 teams)			
9/10	at #15 Colorado State	L	15-25, 16-25, 23-25
9/11	vs. Illinois State	L	20-25, 13-25, 15-25
9/11	vs. Northeastern	L	25-14, 14-25, 19-25, 18-25
9/15	MISSOURI*	L	24-26, 18-25, 21-25
9/18	KANSAS STATE*	L	17-25, 19-25, 23-25
9/22	at Oklahoma*	L	18-25, 18-25, 27-25, 17-25
9/25	at Texas A&M*	L	14-25, 20-25, 23-25
9/29	BAYLOR*	L	20-25, 13-25, 18-25
10/2	KANSAS*	W	21-25, 25-29, 25-22, 20-25, 15-7
10/6	at #10 Iowa State*	L	16-25, 16-25, 18-25
10/13	COLORADO*	L	26-24, 25-20, 15-25, 24-26, 26-28
10/16	at #11 Texas*	L	13-25, 14-25, 14-25
10/20	at #3 Nebraska*	L	14-25, 15-25, 13-25
10/23	OKLAHOMA*	L	20-25, 13-25, 26-28
10/27	TEXAS A&M*^	L	17-25, 22-25, 11-25
10/30	at Kansas*^	L	13-25, 26-28, 17-25
11/3	at Kansas State*^	L	25-20, 23-25, 20-25, 15-25
11/6	NEBRASKA*^	L	10-25, 18-25, 13-25
11/10	at Missouri*^	L	25-23, 17-25, 19-25, 19-25
11/13	TEXAS*^	L	12-25, 25-22, 20-25, 16-25
11/20	at Colorado*^	W	21-25, 25-20, 18-25, 25-16, 15-12
11/24	IOWA STATE*^	L	19-25, 14-25, 27-25, 14-25
11/27	at Baylor*^	L	15-25, 27-29, 28-26, 23-25

\*Big 12 Conference match

^ Matches under interim head coach Beth Falls

## 2011

Head Coach: Don Flora  
Record: 15-17 • Big 12: 1-15

Date	Opponent	Result	Score
TCU Tournament, Fort Worth, Texas (2nd/4 teams)			
8/26	at TCU	L	22-25, 23-25, 25-18, 22-25
8/27	vs. Connecticut	W	25-19, 25-23, 25-21
8/27	vs. Grambling State	W	25-11, 25-19, 25-13
Texas Tech Invitational (1st/5 teams)			
9/2	CENTRAL ARKANSAS	W	25-13, 25-18, 25-19
9/2	NORTHWESTERN ST.	W	25-15, 25-16, 25-17
9/3	MOREHEAD STATE	W	25-22, 25-17, 23-25, 32-30
9/6	at UT-Pan American	W	27-25, 25-11, 25-21
Louisiana Tech Tournament, Ruston, La. (1st/4 teams)			
9/9	vs. SE Louisiana	W	25-13, 25-19, 25-13
9/9	vs. Grambling State	W	25-11, 25-15, 25-11
9/10	at Louisiana Tech	W	25-14, 25-17, 27-25
UT Arlington Tournament, Arlington, Texas (1st/4 teams)			
9/16	vs. Prairie View A&M	W	25-9, 25-10, 25-20
9/17	vs. Louisiana-Lafayette	W	25-11, 25-20, 25-15
9/17	at UT Arlington	W	25-16, 25-18, 25-16
9/19	at North Texas	W	19-25, 25-15, 25-14, 25-21
9/24	#16 IOWA STATE*	L	16-25, 18-25, 16-15
9/26	at New Mexico	W	25-19, 20-25, 23-25, 25-20, 15-10
10/1	#25 OKLAHOMA*	L	25-22, 16-25, 25-18, 19-25, 15-17
10/5	at Baylor*	L	19-25, 23-25, 18-25
10/8	KANSAS STATE*	L	22, 25, 16-15, 19-25
10/12	at #10 Texas*	L	17-25, 11-25, 22-25
10/15	at Missouri*	L	22-25, 25-23, 22-25, 21-25
10/19	TEXAS A&M*	L	24-26, 25-21, 20-25, 25-17, 13-15
10/22	at Kansas*	L	25-22, 23-25, 11-25, 19-25
10/26	BAYLOR*	W	25-13, 18-25, 26-24, 10-25, 15-13
11/2	at Texas A&M*	L	14-25, 18-25, 17-25
11/5	at #13 Iowa State*	L	14-25, 19-25, 17-25
11/9	#8 TEXAS*	L	16-25, 15-25, 18-25
11/12	KANSAS*	L	25-20, 19-25, 21-25, 16-25
11/15	at San Jose State	L	24-26, 25-15, 21-25, 29-27, 12-15
11/19	at Kansas State*	L	22-25, 18-25, 25-23, 21-25
11/23	at Oklahoma*	L	12-25, 19-25, 33-35
11/26	MISSOURI*	L	21-25, 25-27, 22-25

\*Big 12 Conference match

## 2012

Head Coach: Don Flora  
Record: 14-18 • Big 12: 3-13

Date	Opponent	Result	Score
Boston College Classic, Boston, Mass. (1st/5 teams)			
8/24	vs. Fordham	W	26-24, 25-12, 27-29, 25-11
8/24	vs. Binghamton	W	25-22, 25-18, 25-20
8/25	vs. Siena	W	25-17, 19-25, 25-17, 25-19
8/25	at Boston College	W	20-25, 17-25, 25-21, 25-21, 15-11
Lone Star Showdown (1st/4 teams)			
8/31	TEXAS-PAN AMERICAN	W	25-21, 25-14, 25-21
8/31	SAN JOSE STATE	W	25-22, 28-26, 27-25
9/1	NORTHWESTERN ST.	W	25-14, 22-25, 25-21, 25-16
9/3	NORTH TEXAS	W	20-25, 25-22, 25-20, 25-22
Montana Tournament, Missoula, Mont. (2nd/4 teams)			
9/7	vs. Towson	L	17-25, 26-28, 22-25
9/8	vs. Furman	W	25-15, 2-25, 25-19, 16-25, 15-12
9/8	at Montana	W	25-15, 11-25, 25-20, 25-15
Rice Invitational, Houston, Texas (3rd/4 teams)			
9/14	vs. Houston Baptist	W	23-25, 25-23, 16-25, 25-21, 25-23
9/15	vs. Cal State Northridge	L	21-25, 16-25, 21-25
9/15	at Rice	L	23-25, 36-38, 21-25
9/19	at Nevada	L	26-24, 22-25, 20-25, 25-22, 11-15
9/22	KANSAS*	L	16-25, 16-25, 15-25
9/26	at TCU*	L	17-25, 19-25, 15-25
9/29	#9 TEXAS*	L	16-25, 23-25, 22-25
10/2	at Central Arkansas	L	14-25, 23-25, 27-25, 18-25
10/6	#22 IOWA STATE*	L	25-20, 17-25, 10-25, 16-25
10/10	at Baylor*	L	25-23, 19-25, 19-25, 18-25
10/13	at West Virginia*	W	19-25, 25-10, 25-22, 26-24
10/17	OKLAHOMA*	L	25-27, 20-25, 21-25
10/20	at #14 Kansas State*	L	13-25, 14-25, 25-20, 25-23, 9-15
10/27	WEST VIRGINIA*	W	25-10, 25-19, 21-25, 25-15
10/31	at Oklahoma*	L	19-25, 18-25, 22-25
11/3	at #21 IOWA STATE*	L	13-25, 21-25, 16-25
11/7	TCU*	L	30-32, 22-25, 19-25
11/14	at #3 Texas*	L	16-25, 20-25, 17-25
11/17	#20 KANSAS STATE*	W	25-20, 15-25, 25-22, 25-23
11/21	BAYLOR*	L	23-25, 25-23, 18-25, 21-25
11/24	at #20 Kansas*	L	11-25, 19-25, 19-25

\*Big 12 Conference match



# YEAR-BY-YEAR RESULTS

## 2013

Head Coach: Don Flora  
Record: 10-22 • Big 12: 3-13

Date	Opponent	Result	Score
Wildcat Invitational; Ogden, Utah (1st/4 teams)			
8/30	vs. Seattle	L	20-25, 19-25, 22-25
8/30	vs. UC Riverside	W	25-11, 25-16, 25-22
8/31	vs. Grand Canyon	W	25-20, 25-20, 22-25, 25-20
8/31	at Weber State	W	25-23, 20-25, 25-22, 25-14
9/3	ABILENE CHRISTIAN	W	25-17, 25-17, 25-19
Cougar Challenge; Pullman, Wash. (1st/4 teams)			
9/6	vs. Montana	W	26-24, 25-21, 23-25, 25-14
9/6	at Washington State	L	19-25, 22-25, 20-25
9/7	vs. South Dakota	L	12-25, 25-23, 18-25, 22-25
9/7	vs. Eastern Washington	L	23-25, 22-25, 25-23, 11-25
9/10	at Abilene Christian	L	11-25, 25-13, 18-25, 24-26
Lone Star Showdown; Lubbock, Texas (2nd/4 teams)			
9/13	MONTANA	L	16-25, 25-27, 18-25
9/13	NEVADA	W	25-18, 25-22, 25-21
9/14	CAL STATE FULLERTON	L	22-25, 18-25, 19-25
9/16	at Incarnate Word	L	25-18, 25-27, 25-21, 22-25, 13-15
9/17	at Texas State	W	20-25, 18-25, 27-25, 25-22, 15-11
9/25	at Oklahoma*	L	21-25, 22-25, 25-23, 19-25
10/2	#25 IOWA STATE*	L	21-25, 12-25, 13-25
10/5	WEST VIRGINIA*	L	26-24, 20-25, 19-25, 19-25
10/9	at #3 Texas*	L	19-25, 17-25, 16-25
10/12	at TCU*	W	25-22, 25-19, 20-25, 18-25, 15-11
10/16	#23 KANSAS*	L	16-25, 23-25, 16-25
10/19	at Kansas State*	L	19-25, 19-25, 22-25
10/23	NEW MEXICO	L	23-25, 19-25, 10-25
10/26	BAYLOR*	L	25-16, 20-25, 16-25, 20-25
10/30	at Iowa State*	L	20-25, 19-25, 28-26, 25-19, 12-15
11/2	at West Virginia*	L	13-25, 25-19, 24-26, 25-23, 14-16
11/6	KANSAS STATE*	W	25-20, 21-25, 27-25, 25-13
11/13	at Baylor*	L	21-25, 19-25, 22-25
11/16	#1 TEXAS*	L	12-25, 13-25, 17-25
11/20	OKLAHOMA*	L	15-25, 21-25, 25-22, 18-25
11/23	at #22 Kansas*	L	20-25, 21-25, 23-25
11/30	TCU*	W	25-21, 25-23, 25-18

\*Big 12 Conference match

## 2014

Head Coach: Don Flora  
Record: 14-14 • Big 12: 2-14

Date	Opponent	Result	Score
Titan Classic; Fullerton, Calif. (1st/4 teams)			
8/29	vs. Sacred Heart	W	25-17, 25-19, 25-17
8/30	vs. Bucknell	W	25-19, 32-34, 25-12, 24-26, 15-8
8/30	at Cal State Fullerton	W	25-14, 25-18, 25-22
UTPA Tournament; Edinburg, Texas (1st/4 teams)			
9/5	vs. Texas A&M-CC	W	21-25, 25-21, 25-19, 25-20
9/5	at Texas-Pan American	W	25-17, 25-12, 25-22
9/6	vs. Lamar	W	22-25, 25-11, 25-12, 25-20
Texas Tech Invitational; Lubbock, Texas (1st/4 teams)			
9/11	INCARNATE WORD	W	25-14, 25-19, 25-19
9/12	GARDNER-WEBB	W	25-14, 25-17, 25-20
9/12	TEXAS STATE	W	17-25, 21-25, 25-16, 25-21, 15-12
Lone Star Showdown; Lubbock, Texas (1st/4 teams)			
9/19	ABILENE CHRISTIAN	W	25-18, 25-17, 25-9
9/19	WEBER STATE	W	23-25, 25-27, 25-23, 25-20, 15-13
9/20	AIR FORCE	W	24-26, 25-18, 25-23, 29-27
9/24	TCU*	W	22-25, 25-23, 25-19, 25-15
9/27	WEST VIRGINIA*	L	25-22, 13-25, 20-25, 22-25
10/1	at Baylor*	W	26-24, 17-25, 21-25, 25-15, 15-13
10/4	KANSAS STATE*	L	25-27, 18-25, 22-25
10/9	at #2 Texas*	L	19-25, 17-25, 19-25
10/15	at Oklahoma*	L	25-22, 23-25, 24-26, 24-26
10/18	IOWA STATE*	L	25-19, 20-25, 16-25, 30-28, 16-18
10/21	ZHEJIANG, CHINA (Ex.)	L	25-19, 10-25, 25-21, 11-25, 13-15
10/25	at Kansas*	L	14-25, 19-25, 20-25
10/29	BAYLOR*	L	17-25, 29-31, 25-23, 23-25
11/1	at #22 Kansas State*	L	25-23, 25-17, 23-25, 28-30, 7-15
11/5	#5 TEXAS*	L	10-25, 18-25, 13-25
11/8	KANSAS*	L	25-22, 18-25, 19-25, 21-25
11/15	at West Virginia*	L	28-30, 23-25, 20-25
11/19	at TCU*	L	20-25, 22-25, 25-20, 22-25
11/22	OKLAHOMA*	L	18-25, 21-25, 15-25
11/26	at Iowa State*	L	15-25, 20-25, 22-25

\*Big 12 Conference match

## 2015

Head Coach: Don Flora  
Record: 14-16 • Big 12: 3-13

Date	Opponent	Result	Score
Texas Tech Invitational; Lubbock, Texas (1st/4 teams)			
8/28	UTAH STATE	W	25-21, 25-20, 25-17
8/28	LOUISIANA-LAFAYETTE	W	25-19, 25-18, 25-20
8/29	HOUSTON	W	29-31, 25-15, 25-20, 25-23
SFA Tournament; Nacogdoches, Texas (2nd/4 teams)			
9/4	vs. Columbia	W	25-19, 25-20, 25-10
9/4	at Stephen F. Austin	L	18-25, 22-25, 16-25
9/5	vs. Northeastern	W	25-14, 25-12, 25-15
9/5	vs. South Dakota State	W	25-9, 25-18, 25-11
Kristen Dickmann Invitational; Annapolis, Maryland (2nd/4 teams)			
9/11	vs. Maryland	L	20-25, 25-14, 22-25, 16-25
9/12	at Navy	W	25-21, 25-14, 25-21
9/12	vs. George Washington W		30-28, 22-25, 25-16, 25-13
9/15	at UTEP	W	25-22, 25-16, 38-36
Lone Star Showdown; Lubbock, Texas (2nd/4 teams)			
9/18	PORTLAND STATE	W	23-25, 25-16, 25-17, 25-20
9/18	WASHINGTON STATE	L	22-25, 14-25, 18-25
9/19	NORTHWESTERN STATE W		25-21, 25-20, 25-15
9/23	OKLAHOMA*	W	21-25, 25-20, 18-25, 25-17, 19-17
9/26	at Iowa State*	L	19-25, 26-28, 18-25
9/30	at Baylor*	L	22-25, 18-25, 24-26
10/7	#10 KANSAS*	L	21-25, 14-25, 20-25
10/10	TCU*	L	28-30, 23-25, 16-25
10/14	at West Virginia*	W	25-20, 25-19, 25-20
10/17	#2 TEXAS*	L	18-25, 23-25, 17-25
10/24	KANSAS STATE*	L	20-25, 24-26, 19-25
10/28	at Oklahoma*	L	25-27, 19-25, 23-25
10/30	#2 TEXAS*	L	19-25, 18-25, 19-25
11/4	BAYLOR*	L	20-25, 25-23, 14-25, 18-25
11/7	at Kansas State*	L	14-25, 18-25, 20-25
11/13	WEST VIRGINIA*	W	31-29, 25-14, 25-21
11/18	at TCU*	L	13-25, 24-26, 18-25
11/21	IOWA STATE*	L	24-26, 24-26, 25-22, 20-25
11/28	at No. 9 Kansas*	L	19-25, 9-25, 23-25

\*Big 12 Conference match

# BIG 12 SERIES RECORDS

## BAYLOR (50-29)

Home: 25-12

Away: 18-16

Neutral: 7-1

10-15-76	W	2-0	Neutral
9-24-77	W	2-1	Neutral
11-11-77	W	2-1	Neutral
11-4-78	L	0-2	Neutral
11-9-79	W	2-0	Neutral
11-10-79	W	2-0	Neutral
12-5-80	W	2-0	Home
12-6-80	W	3-1	Home
11-1-82	W	3-0	Home
11-22-82	W	3-0	Away
10-5-83	W	3-0	Away
10-31-83	W	3-0	Home
10-17-84	W	3-0	Away
11-2-84	W	3-0	Home
10-14-85	W	3-0	Away
11-8-85	W	3-0	Home
10-17-86	W	3-1	Home
11-6-86	W	3-0	Away
10-23-87	W	3-0	Home
11-6-87	W	3-0	Away
10-12-88	L	1-3	Away
10-28-88	W	3-0	Home
9-29-89	W	3-0	Away
11-3-88	W	3-0	Home
9-28-90	W	3-0	Away
10-27-89	W	3-0	Home
10-18-91	W	3-0	Away
11-9-91	W	3-1	Home
10-17-92	W	3-0	Home
11-4-92	W	3-1	Away
10-9-93	L	1-3	Away
11-3-93	W	3-0	Home
11-19-93	W	3-1	Home
10-8-94	W	3-0	Home
11-2-94	L	0-3	Away
11-18-94	W	3-0	Neutral
9-27-95	W	3-0	Home
10-21-95	W	3-2	Away
11-18-95	W	3-1	Neutral
10-16-96	W	3-0	Home
11-27-96	W	3-1	Away
10-15-97	W	3-1	Away
11-26-97	W	3-0	Home
10-14-98	W	3-0	Away
11-18-98	W	3-0	Home
10-12-99	L	0-3	Away
11-17-99	L	0-3	Home
9-13-00	L	1-3	Away
10-21-00	W	3-2	Home
10-17-01	W	3-2	Away
11-21-01	W	3-2	Home
10-9-02	L	0-3	Away
11-13-02	W	3-1	Home
10-15-03	L	2-3	Home
11-1-03	W	3-2	Away
10-13-04	W	3-1	Away
10-27-04	W	3-2	Home
9-14-05	L	1-3	Home
11-26-05	L	2-3	Away
9-20-06	L	2-3	Away
11-11-06	L	2-3	Home
10-3-07	L	1-3	Away
10-27-07	L	0-3	Home
9-17-08	L	1-3	Away
11-19-08	L	2-3	Home
10-7-09	L	0-3	Home
10-31-09	L	0-3	Away
9-29-10	L	0-3	Home

11-27-10	L	1-3	Away
10-5-11	L	0-3	Away
10-26-11	W	3-2	Home
10-10-12	L	1-3	Away
11-21-12	L	1-2	Home
10-26-13	L	1-3	Home
11-13-13	L	0-3	Away
10-1-14	W	3-2	Away
10-29-14	L	1-3	Home
9-30-15	L	0-3	Away
11-4-15	L	1-3	Home

## IOWA STATE (20-23)

Home: 9-12

Away: 10-11

Neutral: 1-0

12-1-89	W	3-1	Neutral
9-9-94	L	1-3	Home
9-16-95	W	3-2	Away
9-29-96	W	3-0	Home
11-15-96	W	3-1	Away
9-27-97	W	3-0	Away
11-14-97	W	3-1	Home
10-3-98	W	3-0	Away
10-23-98	W	3-1	Home
10-9-99	W	3-0	Home
11-11-99	W	3-0	Away
10-18-00	W	3-0	Away
11-25-00	W	3-0	Home
10-3-01	W	3-0	Home
11-17-01	W	3-0	Away
9-21-02	W	3-0	Away
11-27-02	W	3-0	Home
10-1-03	L	1-3	Home
11-12-03	W	3-2	Away
9-25-04	W	3-1	Away
11-13-04	W	3-0	Home
10-4-05	L	0-3	Away
11-19-05	L	0-3	Home
10-14-06	W	3-2	Home
11-15-06	L	3-1	Away
9-29-07	L	1-3	Home
10-24-07	L	0-3	Away
10-15-08	L	0-3	Away
11-5-08	L	0-3	Home
9-30-09	L	0-3	Home
10-24-09	L	0-3	Away
10-6-10	L	0-3	Away
11-24-10	L	1-3	Home
9-24-11	L	0-3	Home
11-5-11	L	0-3	Away
10-6-12	L	1-3	Home
11-3-12	L	0-3	Away
10-2-13	L	0-3	Home
10-30-13	L	2-3	Away
10-18-14	L	2-3	Home
11-26-14	L	0-3	Away
9-25-15	L	0-3	Away
11-21-15	L	1-3	Home

## KANSAS (16-25)

Home: 8-11

Away: 7-14

Neutral: 1-0

10-16-82	W	2-0	Neutral
10-11-96	W	3-1	Home
11-2-96	W	3-0	Away
10-10-97	W	3-0	Away
11-1-97	W	3-0	Away
11-7-98	W	3-0	Home
11-27-98	W	3-0	Away

10-2-99	L	1-3	Away
11-6-99	L	0-3	Home
9-30-00	W	3-2	Away
11-8-00	W	3-0	Home
10-6-01	W	3-2	Away
10-27-01	W	3-0	Home
9-28-02	L	0-2	Away
11-6-02	W	3-0	Home
10-4-03	L	1-3	Home
11-29-03	L	0-3	Away
9-22-04	L	0-3	Away
11-24-04	L	0-3	Home
9-28-05	W	3-0	Home
11-12-05	L	0-3	Away
9-27-06	W	3-1	Away
10-28-06	W	3-2	Home
9-22-07	L	0-3	Away
11-21-07	L	0-3	Home
10-4-08	L	1-3	Home
11-8-08	L	0-3	Away
10-21-09	L	0-3	Home
11-24-09	L	0-3	Away
10-2-10	W	3-2	Home
10-30-10	L	0-3	Away
10-22-11	L	1-3	Away
11-12-11	L	1-3	Home
9-22-12	L	0-3	Home
11-24-12	L	0-3	Away
10-16-13	L	0-3	Home
11-23-13	L	0-3	Away
10-25-14	L	0-3	Away
11-8-14	L	1-3	Home
10-7-15	L	0-3	Home
11-28-15	L	0-3	Away

## KANSAS STATE (10-34)

Home: 7-13

Away: 1-19

Neutral: 2-2

10-16-82	L	0-2	Neutral
10-14-83	W	2-0	Neutral
10-15-83	L	0-2	Neutral
9-20-86	W	3-1	Neutral
10-12-96	W	3-2	Home
11-1-96	L	2-3	Away
10-11-97	L	1-3	Away
10-31-97	L	1-3	Home
10-17-98	L	0-3	Away
11-20-98	W	3-1	Home
9-25-99	L	0-3	Away
10-27-99	W	3-2	Home
9-20-00	W	3-2	Home
10-28-00	L	2-3	Away
9-22-01	W	3-1	Home
10-24-01	L	1-3	Away
10-2-02	L	2-3	Away
10-30-02	L	2-3	Home
9-20-03	L	0-3	Home
11-22-03	L	0-3	Away
10-16-04	L	0-3	Home
11-20-04	W	3-2	Away
9-17-05	L	0-3	Away
11-9-05	L	1-3	Home
10-18-06	L	1-3	Away
11-22-06	L	1-3	Home
10-17-07	L	0-3	Away
10-31-07	L	0-3	Home
10-18-08	L	0-3	Away
11-29-08	L	0-3	Home
11-8-09	L	1-3	Away
11-28-09	L	1-3	Home
9-18-10	L	0-3	Home

## BIG 12 SERIES RECORDS

11-3-10	L	1-3	Away
10-8-11	L	0-3	Home
11-19-11	L	1-3	Away
10-20-12	L	2-3	Away
11-17-12	W	3-1	Home
10-19-13	L	0-3	Away
11-6-13	W	3-1	Home
10-4-14	L	1-3	Home
11-1-14	L	2-3	Away
10-24-15	L	0-3	Home
11-7-15	L	0-3	Away

### OKLAHOMA (35-33)

Home: 14-11

Away: 13-18

Neutral: 8-4

11-19-76	W	2-0	Neutral
9-15-78	W	2-1	Neutral
10-13-78	W	2-0	Neutral
9-6-79	W	3-0	Home
9-8-79	L	0-3	Home
9-14-79	L	1-2	Neutral
9-15-79	L	1-2	Neutral
10-19-79	L	0-3	Away
10-20-79	W	2-0	Away
10-20-79	W	2-1	Away
11-8-79	L	0-2	Away
11-16-79	L	1-2	Neutral
10-15-81	W	3-2	Away
10-17-81	W	2-0	Neutral
10-15-82	W	2-0	Neutral
10-16-82	L	1-2	Neutral
10-13-83	L	1-3	Away
10-15-83	W	2-1	Neutral
9-15-84	W	3-1	Away
10-13-84	W	3-1	Neutral
9-5-86	W	3-0	Away
9-5-87	W	3-2	Neutral
11-23-91	W	3-2	Home
9-5-92	W	3-0	Away
9-1-93	W	3-2	Home
10-1-93	L	0-3	Away
9-25-94	W	3-1	Home
10-28-94	W	3-2	Away
10-18-96	W	3-1	Away
11-30-96	W	3-0	Home
10-18-97	L	2-3	Home
11-28-97	L	0-3	Away
11-6-98	W	3-0	Home
11-28-98	W	3-0	Away
10-16-99	W	3-0	Away
11-21-99	W	3-0	Home
10-4-00	W	3-0	Home
11-11-00	W	3-0	Away
10-13-01	W	3-0	Away
11-10-01	W	3-0	Home
10-23-02	W	3-0	Home
11-9-02	W	3-0	Away
10-22-03	W	3-0	Home
11-5-03	L	2-3	Away
9-15-04	W	3-1	Home
11-10-04	L	2-3	Away
9-21-05	W	3-0	Home
10-26-05	L	2-3	Away
10-11-06	L	2-3	Home
11-8-06	L	1-3	Away
10-10-07	L	0-3	Home
11-7-07	L	0-3	Away
9-12-08	L	2-3	Home
9-27-08	L	2-3	Away
10-3-09	L	0-3	Away
11-14-09	L	0-3	Home

9-22-10	L	1-3	Away
10-23-10	L	0-3	Home
10-1-11	L	2-3	Home
11-23-11	L	0-3	Away
10-17-12	L	0-3	Home
10-31-12	L	0-3	Away
9-25-13	L	1-3	Away
11-20-13	L	1-3	Home
10-15-14	L	1-3	Away
11-22-14	L	0-3	Home
9-23-15	W	3-2	Home
10-28-15	L	0-3	Away

### TCU (6-7)

Home: 4-3

Away: 2-4

Neutral: 0-0

10-17-99	W	3-0	Home
9-5-00	W	3-0	Away
9-3-01	W	3-0	Home
9-12-08	L	2-3	Home
8-26-11	L	1-3	Away
9-26-12	L	0-3	Away
11-7-12	L	0-3	Home
10-12-13	W	3-2	Away
11-30-13	W	3-0	Home
9-24-14	W	3-1	Home
11-19-14	L	1-3	Away
10-10-15	L	0-3	Home
11-18-15	L	0-3	Away

### TEXAS (9-80-2)

Home: 2-36

Away: 2-37

Neutral: 5-7-2

10-4-75	W	2-1	Neutral
11-8-75	W	2-0	Neutral
11-14-75	L	1-2	Away
10-1-76	T	1-1	Neutral
10-1-76	W	3-0	Neutral
11-12-76	W	2-0	Neutral
11-13-76	L	1-2	Neutral
10-1-77	W	3-0	Neutral
11-19-77	W	2-0	Away
9-22-78	T	1-1	Neutral
10-13-78	L	1-2	Neutral
11-3-79	L	0-3	Neutral
10-24-80	L	0-3	Home
11-11-80	L	0-3	Away
11-19-80	L	1-2	Neutral
11-21-80	L	0-2	Neutral
12-6-80	L	1-2	Home
10-31-81	L	0-3	Away
11-3-81	L	1-3	Home
11-13-81	L	2-3	Neutral
11-20-81	L	0-2	Neutral
10-11-82	L	1-3	Away
11-3-82	L	1-3	Home
10-26-83	L	0-3	Away
11-9-83	L	1-3	Home
10-12-84	L	0-3	Away
10-28-84	L	2-3	Home
10-25-85	L	0-3	Away
11-3-85	L	0-3	Home
10-10-86	L	0-3	Away
11-2-86	L	1-3	Home
10-4-87	L	0-3	Home
10-30-87	L	1-3	Away
10-9-88	L	0-3	Home
11-11-88	L	0-3	Away
10-8-89	L	0-3	Home

10-25-89	L	0-3	Away
9-26-90	L	1-3	Away
10-14-90	L	1-3	Home
9-29-91	L	1-3	Home
11-15-91	L	0-3	Away
9-30-92	L	0-3	Away
10-24-92	W	3-2	Home
11-22-92	L	0-3	Away
10-16-93	L	0-3	Home
11-12-93	L	0-3	Away
11-20-93	L	1-3	Home
10-12-94	L	0-3	Home
11-12-94	L	0-3	Away
10-4-95	L	1-3	Away
10-25-95	L	1-3	Home
10-4-96	L	0-3	Away
11-9-96	L	0-3	Home
10-3-97	L	1-3	Home
11-8-97	L	0-3	Away
9-26-98	L	1-2	Home
10-30-98	L	1-3	Away
10-20-99	L	0-3	Home
11-24-99	L	0-3	Away
9-23-00	W	3-1	Away
11-1-00	W	3-0	Home
10-15-01	L	2-3	Home
10-31-01	L	2-3	Away
10-12-02	L	0-3	Home
11-16-02	L	1-3	Away
10-18-03	L	0-3	Away
11-26-03	L	0-3	Home
10-6-04	L	0-3	Home
11-27-04	L	0-3	Away
10-19-05	L	1-3	Home
11-16-05	L	0-3	Away
9-13-06	L	0-3	Away
10-25-06	L	1-3	Home
9-26-07	L	1-3	Home
11-14-07	L	0-3	Away
10-22-08	L	0-3	Home
11-12-08	L	0-3	Away
10-17-09	L	0-3	Home
11-11-09	L	1-3	Away
10-16-10	L	0-3	Away
11-13-10	L	1-3	Home
10-12-11	L	0-3	Away
11-9-11	L	0-3	Home
9-29-12	L	0-3	Home
11-14-12	L	0-3	Away
10-9-13	L	0-3	Away
11-16-13	L	0-3	Home
10-9-14	L	0-3	Away
11-5-14	L	0-3	Home
10-17-15	L	0-3	Away
10-30-15	L	0-3	Away

### WEST VIRGINIA (6-4)

Home: 2-2

Away: 3-2

Neutral: 1-0

9-13-85	W	3-0	Neutral
9-22-95	W	3-1	Away
10-13-12	W	3-1	Away
10-27-12	W	3-1	Home
10-5-13	L	1-3	Home
11-2-13	L	2-3	Away
9-27-14	L	1-3	Home
11-15-14	L	0-3	Away
10-14-15	W	3-0	Away
11-13-15	W	3-0	Home



# NON-CONFERENCE SERIES RECORDS

## ABILENE CHRISTIAN (29-2)

Home: 16-1; Away: 9-1; Neutral: 4-0

9-29-75	W	2-0	A
10-11-75	W	2-0	N
10-14-75	W	2-0	N
10-21-75	W	2-0	H
10-30-75	L	1-2	H
10-31-75	W	1-0	H
9-25-76	W	2-0	H
9-28-76	W	2-0	H
10-8-76	W	2-0	N
10-20-76	W	2-0	H
10-29-76	W	2-0	N
9-17-77	W	2-0	H
10-4-77	W	2-0	H
10-11-77	W	2-0	A
10-28-77	W	2-1	A
9-26-78	W	3-0	A
10-10-78	W	2-0	H
10-2-79	W	3-0	A
10-30-79	W	3-0	H
9-5-80	W	2-0	H
10-14-80	W	3-0	H
11-4-80	W	3-0	A
10-6-81	W	3-0	H
10-27-81	W	3-1	A
9-14-82	W	3-1	A
10-26-82	W	3-0	H
9-27-83	W	3-0	A
10-18-83	W	3-1	H
9-3-13	W	3-0	H
9/10-13	L	1-3	A
9-19-14	W	3-0	H

## AIR FORCE (1-0)

9-19-97	W	3-0	A
9-20-14	W	3-1	H

## ALABAMA (2-0)

Home: 0-0; Away: 2-0; Neutral: 0-0

9-20-80	W	2-0	A
9-19-81	W	2-0	A

## ALABAMA-BIRMINGHAM (3-0)

Home: 0-0; Away: 0-0; Neutral: 3-0

9-19-80	W	2-0	N
12-1-89	W	3-2	N
11-27-93	W	3-0	N

## ALASKA FAIRBANKS (1-0)

9-11-99	W	3-0	A
---------	---	-----	---

## AMERICAN UNIVERSITY (1-0)

9-23-95	W	3-0	N
---------	---	-----	---

## ANGELO STATE (22-6)

Home: 13-1; Away: 5-4; Neutral: 4-1

9-20-76	W	3-1	A
9-24-76	W	2-0	H
10-2-76	W	2-0	N
10-5-76	W	2-0	H

10-29-76	W	2-0	N
11-5-76	W	2-0	N
9-16-77	W	2-0	H
9-20-77	W	3-0	H
10-25-77	W	3-1	A
9-19-78	W	3-1	H
10-5-78	L	1-3	A
10-17-78	W	2-0	H
10-28-78	W	3-0	H
10-7-80	W	2-0	A
9-22-81	L	1-3	A
11-10-81	L	1-2	H
9-3-82	W	2-0	H
9-29-82	L	1-2	A
10-27-82	W	3-0	H
9-9-83	W	3-2	N
9-10-83	L	1-3	N
9-13-83	L	1-3	A
10-18-83	W	3-1	H
9-8-84	W	3-0	H
10-3-84	W	3-1	A
11-5-84	W	3-0	H
9-17-85	W	3-1	A
11-11-85	W	3-2	H

## ARIZONA (0-6-2)

Home: 0-1; Away: 0-3; Neutral: 0-2-2

9-22-78	T	1-1	N
9-29-78	L	0-2	N
9-11-81	T	1-1	N
9-4-87	L	0-3	A
10-3-89	L	0-3	H
11-27-93	L	0-3	N
9-2-95	L	0-3	A
9-6-08	L	0-3	A

## ARIZONA STATE (2-5)

Home: 0-3; Away: 1-1; Neutral: 1-1

9-10-82	L	0-2	N
9-3-89	L	1-3	H
9-1-90	W	3-2	A
9-3-94	L	1-3	A
9-9-95	L	0-3	H
9-15-02	L	2-3	H
8-25-07	W	3-0	N

## ARKANSAS (1-0)

Home: 0-0; Away: 1-0; Neutral: 0-0

9-21-96	W	3-0	A
---------	---	-----	---

## ARKANSAS STATE (5-0)

Home: 3-0; Away: 2-0; Neutral: 1-0

9-22-90	W	3-0	H
10-5-91	W	3-1	A
9-8-95	W	3-1	H
11-29-95	W	3-2	H
9-16-00	W	3-0	N

## AUBURN (3-0)

Home: 1-0; Away: 1-0; Neutral: 1-0

9-15-90	W	3-0	A
---------	---	-----	---

11-2-91	W	3-0	N
9-19-92	W	3-1	H

## BALL STATE (1-1)

Home: 0-0; Away: 0-0; Neutral: 1-1

9-12-99	W	3-1	N
9-6-02	L	2-3	N

## BELMONT (1-0)

9-11-98	W	3-0	H
---------	---	-----	---

## BINGHAMTON (1-0)

8-24-12	W	3-0	N
---------	---	-----	---

## BOISE STATE (0-2)

Home: 0-1; Away: 0-0; Neutral: 0-1

9-21-84	L	1-2	N
9-10-05	L	1-3	H

## BOSTON COLLEGE (1-0)

8-25-12	W	3-2	A
---------	---	-----	---

## BUCKNELL (1-0)

Home: 0-0; Away: 0-0; Neutral: 1-0

8-30-14	W	3-2	N
---------	---	-----	---

## BYU (BRIGHAM YOUNG) (2-2)

Home: 0-0; Away: 2-2; Neutral: 0-0

9-26-80	W	2-1	A
9-27-80	W	3-1	A
9-24-81	L	0-2	A
9-18-98	L	0-3	A

## BOWLING GREEN STATE (0-1)

Home: 0-0; Away: 0-0; Neutral: 0-1

9-5-09	L	1-3	N
--------	---	-----	---

## CAL POLY (3-0)

Home: 1-0; Away: 1-0; Neutral: 1-0

11-21-90	W	3-0	H
9-13-91	W	3-0	N
9-25-92	W	3-2	A

## CAL STATE FULLERTON (1-1)

Home: 0-1; Away: 1-0; Neutral: 0-0

9-14-13	L	0-3	H
8-30-14	W	3-0	A

## CAL STATE NORTHRIDGE (1-1)

Home: 0-0; Away: 0-0; Neutral: 1-1

8-31-90	W	3-0	N
9-15-12	L	0-3	N

## CALIFORNIA (0-1)

9-8-02	L	0-3	N
--------	---	-----	---

## CENTENARY (1-0)

9-12-98	W	3-0	H
---------	---	-----	---

## CENTRAL ARKANSAS (1-1)

Home: 1-0; Away: 0-1; Neutral: 0-0

9-2-11	W	3-0	H
10-2-12	L	1-3	A

## CENTRAL FLORIDA (1-1)

Home: 0-0; Away: 0-0; Neutral: 1-1

9-20-80	W	2-0	N
9-18-81	L	1-2	N

## CENTRAL MICHIGAN (1-0)

9-19-98	W	3-0	N
---------	---	-----	---

## CLEMSON (2-0)

Home: 1-0; Away: 1-0; Neutral: 0-0

9-13-02	W	3-1	H
9-6-03	W	3-1	A

## COLLEGE OF CHARLESTON (1-0)

9-5-03	W	3-1	N
--------	---	-----	---

## COLORADO (5-25)

Home: 2-13; Away: 3-12; Neutral: 0-0

10-25-96	L	2-3	H
11-23-96	L	0-3	A
10-24-97	W	3-1	A
11-22-97	L	0-3	H
10-10-98	L	1-3	H
11-13-98	L	1-3	A
10-6-99	L	0-3	A
11-13-99	L	2-3	H
10-7-00	L	2-3	H
11-15-00	L	2-3	A
9-26-01	L	0-3	A
11-3-01	L	1-3	H
10-19-02	L	1-3	H
11-2-02	W	3-0	A
9-17-03	L	1-3	A
11-8-3	L	0-3	H
9-29-04	L	1-3	H
10-30-04	L	1-3	A
10-8-05	W	3-2	H
11-5-05	L	0-3	A
9-16-06	L	0-3	H
10-21-06	L	0-3	A
9-12-07	W	3-2	H
9-3-07	L	1-3	A
10-8-08	L	0-3	A
10-25-08	L	2-3	H
10-14-09	L	1-3	A
11-7-09	L	0-3	H
10-13-10	L	2-3	H
11-20-10	W	3-2	A

## COLORADO STATE (0-5)

Home: 0-0; Away: 0-3; Neutral: 0-2

9-28-79	L	0-2	N
9-22-83	L	1-2	N
9-27-85	L	1-3	A
10-15-05	L	0-3	A
9-10-10	L	0-3	A

# NON-CONFERENCE SERIES RECORDS

## COLUMBIA (1-0)

9-4-15 \_\_\_\_ W \_\_\_\_ 3-0 \_\_\_\_ N

## CONCORDIA LUTHERAN (1-0)

9-29-82 \_\_\_\_ W \_\_\_\_ 2-0 \_\_\_\_ N

## CONNECTICUT (1-0)

Home: 0-0; Away: 0-0; Neutral: 1-0

8-27-11 \_\_\_\_ W \_\_\_\_ 3-0 \_\_\_\_ N

## CREIGHTON (0-1)

8-28-09 \_\_\_\_ L \_\_\_\_ 0-3 \_\_\_\_ A

## DALLAS BAPTIST (1-0)

10-24-75 \_\_\_\_ W \_\_\_\_ 2-0 \_\_\_\_ N

## DENVER (1-0)

9-19-97 \_\_\_\_ W \_\_\_\_ 3-0 \_\_\_\_ N

## DRAKE (1-0)

10-15-82 \_\_\_\_ W \_\_\_\_ 2-0 \_\_\_\_ N

## DUKE (3-0)

Home: 0-0; Away: 0-0; Neutral: 3-0

9-30-83 \_\_\_\_ W \_\_\_\_ 3-1 \_\_\_\_ N

11-15-86 \_\_\_\_ W \_\_\_\_ 3-2 \_\_\_\_ N

9-2-00 \_\_\_\_ W \_\_\_\_ 3-2 \_\_\_\_ N

## EAST TEXAS STATE (5-0)

Home: 1-0; Away: 2-0; Neutral: 2-0

10-10-75 \_\_\_\_ W \_\_\_\_ 2-0 \_\_\_\_ N

10-1-76 \_\_\_\_ W \_\_\_\_ 2-0 \_\_\_\_ N

9-8-84 \_\_\_\_ W \_\_\_\_ 3-0 \_\_\_\_ H

9-7-85 \_\_\_\_ W \_\_\_\_ 3-1 \_\_\_\_ A

9-23-85 \_\_\_\_ W \_\_\_\_ 3-0 \_\_\_\_ A

## EASTERN WASHINGTON (1-1)

Home: 0-0; Away: 0-0; Neutral: 1-1

9-9-89 \_\_\_\_ W \_\_\_\_ 3-2 \_\_\_\_ N

9-7-13 \_\_\_\_ L \_\_\_\_ 1-3 \_\_\_\_ N

## EASTERN KENTUCKY (3-0)

Home: 0-0; Away: 1-0; Neutral: 2-0

9-13-85 \_\_\_\_ W \_\_\_\_ 3-0 \_\_\_\_ A

9-14-85 \_\_\_\_ W \_\_\_\_ 3-1 \_\_\_\_ N

9-15-90 \_\_\_\_ W \_\_\_\_ 3-0 \_\_\_\_ N

## EASTERN MICHIGAN (2-0)

Home: 1-0; Away: 0-0; Neutral: 1-0

9-9-95 \_\_\_\_ W \_\_\_\_ 3-2 \_\_\_\_ H

8-26-06 \_\_\_\_ W \_\_\_\_ 3-2 \_\_\_\_ N

## EASTERN NEW MEXICO (15-0)

Home: 10-0; Away: 3-0; Neutral: 2-0

9-10-76 \_\_\_\_ W \_\_\_\_ 2-0 \_\_\_\_ N

9-9-78 \_\_\_\_ W \_\_\_\_ 2-0 \_\_\_\_ H

10-28-78 \_\_\_\_ W \_\_\_\_ 2-0 \_\_\_\_ H

9-7-79 \_\_\_\_ W \_\_\_\_ 2-0 \_\_\_\_ H

9-18-79 \_\_\_\_ W \_\_\_\_ 3-0 \_\_\_\_ H

10-9-79 \_\_\_\_ W \_\_\_\_ 3-0 \_\_\_\_ H

9-6-80 \_\_\_\_ W \_\_\_\_ 2-0 \_\_\_\_ H

9-12-80 \_\_\_\_ W \_\_\_\_ 2-0 \_\_\_\_ N

9-30-80 \_\_\_\_ W \_\_\_\_ 3-0 \_\_\_\_ A

10-15-80 \_\_\_\_ W \_\_\_\_ 3-1 \_\_\_\_ H

10-7-81 \_\_\_\_ W \_\_\_\_ 2-0 \_\_\_\_ H

10-13-81 \_\_\_\_ W \_\_\_\_ 3-0 \_\_\_\_ A

9-21-82 \_\_\_\_ W \_\_\_\_ 3-0 \_\_\_\_ A

10-26-82 \_\_\_\_ W \_\_\_\_ 2-0 \_\_\_\_ H

9-14-83 \_\_\_\_ W \_\_\_\_ 2-0 \_\_\_\_ H

## FAIRFIELD (1-0)

8-30-02 \_\_\_\_ W \_\_\_\_ 3-0 \_\_\_\_ N

## FLORIDA (1-4)

Home: 0-1; Away: 1-2; Neutral: 0-1

11-14-86 \_\_\_\_ W \_\_\_\_ 3-2 \_\_\_\_ A

10-9-87 \_\_\_\_ L \_\_\_\_ 1-3 \_\_\_\_ N

11-2-91 \_\_\_\_ L \_\_\_\_ 1-3 \_\_\_\_ A

9-11-94 \_\_\_\_ L \_\_\_\_ 0-3 \_\_\_\_ H

12-2-95 \_\_\_\_ L \_\_\_\_ 2-3 \_\_\_\_ A

## FLORIDA STATE (1-3)

Home: 0-0; Away: 1-0; Neutral: 0-3

9-19-80 \_\_\_\_ L \_\_\_\_ 1-2 \_\_\_\_ N

9-19-81 \_\_\_\_ L \_\_\_\_ 1-2 \_\_\_\_ N

10-1-82 \_\_\_\_ L \_\_\_\_ 0-3 \_\_\_\_ N

11-13-86 \_\_\_\_ W \_\_\_\_ 3-0 \_\_\_\_ A

## FORDHAM (2-0)

Home: 0-0; Away: 0-0; Neutral: 2-0

9-7-07 \_\_\_\_ W \_\_\_\_ 3-0 \_\_\_\_ N

8-24-12 \_\_\_\_ W \_\_\_\_ 3-1 \_\_\_\_ N

## FURMAN (1-0)

9-8-12 \_\_\_\_ W \_\_\_\_ 3-2 \_\_\_\_ N

## GARDNER-WEBB (1-0)

Home: 1-0; Away: 0-0; Neutral: 0-0

9-12-14 \_\_\_\_ W \_\_\_\_ 3-0 \_\_\_\_ H

## GEORGIA SOUTHERN (1-0)

9-6-97 \_\_\_\_ W \_\_\_\_ 3-0 \_\_\_\_ N

## GEORGE MASON (2-0)

Home: 1-0; Away: 1-0; Neutral: 0-0

9-5-98 \_\_\_\_ W \_\_\_\_ 3-0 \_\_\_\_ A

9-8-00 \_\_\_\_ W \_\_\_\_ 3-0 \_\_\_\_ H

## GEORGE WASHINGTON (2-0)

Home: 0-0; Away: 0-0; Neutral: 2-0

9-3-94 \_\_\_\_ W \_\_\_\_ 3-2 \_\_\_\_ N

9-12-15 \_\_\_\_ W \_\_\_\_ 3-1 \_\_\_\_ N

## GEORGETOWN (1-0)

9-14-90 \_\_\_\_ W \_\_\_\_ 3-0 \_\_\_\_ N

## GEORGIA (3-1)

Home: 2-0; Away: 0-0; Neutral: 1-1

10-11-86 \_\_\_\_ L \_\_\_\_ 0-3 \_\_\_\_ N

9-14-90 \_\_\_\_ W \_\_\_\_ 3-1 \_\_\_\_ N

12-7-91 \_\_\_\_ W \_\_\_\_ 3-0 \_\_\_\_ H

9-9-05 \_\_\_\_ W \_\_\_\_ 3-1 \_\_\_\_ H

## GEORGIA TECH (0-1)

8-31-01 \_\_\_\_ L \_\_\_\_ 0-3 \_\_\_\_ N

## GONZAGA (2-2)

Home: 1-0; Away: 0-1; Neutral: 1-1

9-22-89 \_\_\_\_ L \_\_\_\_ 0-3 \_\_\_\_ N

9-18-92 \_\_\_\_ W \_\_\_\_ 3-0 \_\_\_\_ H

9-11-93 \_\_\_\_ L \_\_\_\_ 1-3 \_\_\_\_ A

9-11-09 \_\_\_\_ W \_\_\_\_ 3-1 \_\_\_\_ N

## GRAMBLING STATE (2-0)

Home: 0-0; Away: 0-3; Neutral: 2-0

8-27-11 \_\_\_\_ W \_\_\_\_ 3-0 \_\_\_\_ N

9-9-11 \_\_\_\_ W \_\_\_\_ 3-0 \_\_\_\_ N

## GRAND CANYON (1-0)

8-31-13 \_\_\_\_ W \_\_\_\_ 3-1 \_\_\_\_ N

## HARDIN-SIMMONS (5-0)

Home: 2-0; Away: 2-0; Neutral: 1-0

10-1-75 \_\_\_\_ W \_\_\_\_ 2-0 \_\_\_\_ H

10-14-75 \_\_\_\_ W \_\_\_\_ 2-0 \_\_\_\_ A

9-16-76 \_\_\_\_ W \_\_\_\_ 2-0 \_\_\_\_ A

10-12-76 \_\_\_\_ W \_\_\_\_ 2-0 \_\_\_\_ H

10-28-77 \_\_\_\_ W \_\_\_\_ 2-0 \_\_\_\_ N

## HOFSTRA (2-0)

Home: 0-0; Away: 1-0; Neutral: 1-0

9-20-97 \_\_\_\_ W \_\_\_\_ 3-0 \_\_\_\_ N

8-30-02 \_\_\_\_ W \_\_\_\_ 3-0 \_\_\_\_ A

## HOUSTON (15-30)

Home: 7-8; Away: 5-12; Neutral: 3-10

10-11-75 \_\_\_\_ L \_\_\_\_ 0-2 \_\_\_\_ A

10-24-75 \_\_\_\_ L \_\_\_\_ 0-2 \_\_\_\_ N

10-9-76 \_\_\_\_ L \_\_\_\_ 0-2 \_\_\_\_ A

10-16-76 \_\_\_\_ L \_\_\_\_ 0-2 \_\_\_\_ N

10-14-77 \_\_\_\_ L \_\_\_\_ 1-3 \_\_\_\_ N

10-15-77 \_\_\_\_ L \_\_\_\_ 0-2 \_\_\_\_ N

11-12-77 \_\_\_\_ L \_\_\_\_ 2-3 \_\_\_\_ N

11-3-78 \_\_\_\_ L \_\_\_\_ 0-2 \_\_\_\_ N

11-2-79 \_\_\_\_ L \_\_\_\_ 0-2 \_\_\_\_ N

11-20-80 \_\_\_\_ L \_\_\_\_ 1-2 \_\_\_\_ N

10-31-81 \_\_\_\_ W \_\_\_\_ 3-1 \_\_\_\_ N

9-25-82 \_\_\_\_ W \_\_\_\_ 2-1 \_\_\_\_ N

10-13-82 \_\_\_\_ W \_\_\_\_ 3-1 \_\_\_\_ H

11-8-82 \_\_\_\_ L \_\_\_\_ 1-2 \_\_\_\_ A

9-23-83 \_\_\_\_ L \_\_\_\_ 1-2 \_\_\_\_ N

10-24-83 \_\_\_\_ L \_\_\_\_ 1-3 \_\_\_\_ H

11-16-83 \_\_\_\_ L \_\_\_\_ 0-3 \_\_\_\_ A

10-15-84 \_\_\_\_ W \_\_\_\_ 3-1 \_\_\_\_ H

10-31-84 \_\_\_\_ W \_\_\_\_ 2-2 \_\_\_\_ A

10-30-85 \_\_\_\_ L \_\_\_\_ 2-3 \_\_\_\_ A

11-20-85 \_\_\_\_ L \_\_\_\_ 1-3 \_\_\_\_ H

10-25-86 \_\_\_\_ L \_\_\_\_ 1-3 \_\_\_\_ A

11-21-86 \_\_\_\_ L \_\_\_\_ 2-3 \_\_\_\_ H

9-30-87 \_\_\_\_ W \_\_\_\_ 3-2 \_\_\_\_ H

11-19-87 \_\_\_\_ W \_\_\_\_ 3-1 \_\_\_\_ A

10-21-88 \_\_\_\_ W \_\_\_\_ 3-2 \_\_\_\_ A

11-18-88 \_\_\_\_ L \_\_\_\_ 2-3 \_\_\_\_ H

10-22-89 \_\_\_\_ W \_\_\_\_ 3-0 \_\_\_\_ H

11-16-89 \_\_\_\_ L \_\_\_\_ 2-3 \_\_\_\_ A

10-20-90 \_\_\_\_ W \_\_\_\_ 3-0 \_\_\_\_ A

11-16-90 \_\_\_\_ W \_\_\_\_ 3-0 \_\_\_\_ H

10-9-91 \_\_\_\_ W \_\_\_\_ 3-0 \_\_\_\_ H

10-30-91 \_\_\_\_ W \_\_\_\_ 3-2 \_\_\_\_ A

10-7-92 \_\_\_\_ L \_\_\_\_ 0-3 \_\_\_\_ A

10-28-92 \_\_\_\_ L \_\_\_\_ 2-3 \_\_\_\_ H

11-21-92 \_\_\_\_ W \_\_\_\_ 3-1 \_\_\_\_ N

10-6-93 \_\_\_\_ L \_\_\_\_ 0-3 \_\_\_\_ A

10-27-93 \_\_\_\_ L \_\_\_\_ 2-3 \_\_\_\_ H

10-5-94 \_\_\_\_ L \_\_\_\_ 2-3 \_\_\_\_ H

10-26-94 \_\_\_\_ L \_\_\_\_ 0-3 \_\_\_\_ A

11-19-94 \_\_\_\_ L \_\_\_\_ 0-3 \_\_\_\_ N

9-20-95 \_\_\_\_ L \_\_\_\_ 2-3 \_\_\_\_ H

10-18-95 \_\_\_\_ L \_\_\_\_ 2-3 \_\_\_\_ A

8-27-05 \_\_\_\_ L \_\_\_\_ 1-3 \_\_\_\_ A

8-29-15 \_\_\_\_ W \_\_\_\_ 3-1 \_\_\_\_ H

## HOUSTON BAPTIST (1-0)

9-14-12 \_\_\_\_ W \_\_\_\_ 3-2 \_\_\_\_ N

## HOWARD COLLEGE (4-0)

Home: 3-0; Away: 0-0; Neutral: 1-0

9-25-75 \_\_\_\_ W \_\_\_\_ 2-0 \_\_\_\_ H

10-22-75 \_\_\_\_ W \_\_\_\_ 2-0 \_\_\_\_ N

10-31-75 \_\_\_\_ W \_\_\_\_ 2-0 \_\_\_\_ H

11-1-75 \_\_\_\_ W \_\_\_\_ 2-0 \_\_\_\_ H

## IDAHO (1-0)

9-21-84 \_\_\_\_ W \_\_\_\_ 3-1 \_\_\_\_ N

## IDAHO STATE (2-0)

Home: 0-0; Away: 0-0; Neutral: 2-0

9-29-79 \_\_\_\_ W \_\_\_\_ 2-1 \_\_\_\_ N

9-22-83 \_\_\_\_ W \_\_\_\_ 2-1 \_\_\_\_ N

## ILLINOIS (1-1)

Home: 0-0; Away: 0-0; Neutral: 1-1

10-8-80 \_\_\_\_ W \_\_\_\_ 2-1 \_\_\_\_ N

8-29-09 \_\_\_\_ L \_\_\_\_ 0-3 \_\_\_\_ N

## ILLINOIS-CHICAGO (1-0)

9-21-91 \_\_\_\_ W \_\_\_\_ 3-1 \_\_\_\_ H

## ILLINOIS STATE (2-3)

Home: 0-0; Away: 0-0; Neutral: 2-3

10-12-79 \_\_\_\_ L \_\_\_\_ 0-2 \_\_\_\_ N

10-10-80 \_\_\_\_ W \_\_\_\_ 2-0 \_\_\_\_ N

10-8-81 \_\_\_\_ W \_\_\_\_ 2-0 \_\_\_\_ N

10-2-82 \_\_\_\_ L \_\_\_\_ 0-3 \_\_\_\_ N

9-11-10 \_\_\_\_ L \_\_\_\_ 0-3 \_\_\_\_ N

## INCARNATE WORD (1-1)

Home: 1-0; Away: 0-1; Neutral: 0-0

9-16-13 \_\_\_\_ L \_\_\_\_ 2-3 \_\_\_\_ A

9-11-14 \_\_\_\_ W \_\_\_\_ 3-0 \_\_\_\_ H

## INDIANA (0-1)

11-25-88 \_\_\_\_ L \_\_\_\_ 0-3 \_\_\_\_ N

# NON-CONFERENCE SERIES RECORDS

## INDIANA STATE (1-0)

9-14-85 \_\_\_\_ W \_\_\_\_ 3-0 \_\_\_\_ N

## JACKSON STATE (1-0)

8-30-08 \_\_\_\_ W \_\_\_\_ 3-1 \_\_\_\_ N

## JACKSONVILLE (1-0)

9-9-06 \_\_\_\_ W \_\_\_\_ 3-0 \_\_\_\_ N

## JAPAN JR. NATIONAL TEAM (0-1)

[exhibition only]

10-7-81 \_\_\_\_ L \_\_\_\_ 0-3 \_\_\_\_ H

## KENTUCKY (1-5)

Home: 0-2; Away: 0-3; Neutral: 1-0

9-29-83 \_\_\_\_ L \_\_\_\_ 1-3 \_\_\_\_ A

10-12-87 \_\_\_\_ L \_\_\_\_ 0-3 \_\_\_\_ A

9-24-88 \_\_\_\_ L \_\_\_\_ 0-3 \_\_\_\_ H

8-31-91 \_\_\_\_ L \_\_\_\_ 2-3 \_\_\_\_ A

9-18-93 \_\_\_\_ L \_\_\_\_ 2-3 \_\_\_\_ H

8-31-02 \_\_\_\_ W \_\_\_\_ 3-0 \_\_\_\_ N

## LAMAR (16-14)

Home: 5-1; Away: 1-1; Neutral: 10-12

10-11-75 \_\_\_\_ L \_\_\_\_ 1-2 \_\_\_\_ N

10-25-75 \_\_\_\_ L \_\_\_\_ 1-2 \_\_\_\_ A

10-9-76 \_\_\_\_ L \_\_\_\_ 1-2 \_\_\_\_ N

10-16-76 \_\_\_\_ W \_\_\_\_ 2-0 \_\_\_\_ N

11-13-76 \_\_\_\_ W \_\_\_\_ 2-0 \_\_\_\_ N

11-19-76 \_\_\_\_ L \_\_\_\_ 1-2 \_\_\_\_ N

11-19-76 \_\_\_\_ W \_\_\_\_ 1-0 \_\_\_\_ N

9-23-77 \_\_\_\_ W \_\_\_\_ 2-0 \_\_\_\_ N

11-11-77 \_\_\_\_ L \_\_\_\_ 1-2 \_\_\_\_ N

11-12-77 \_\_\_\_ L \_\_\_\_ 0-3 \_\_\_\_ N

11-18-77 \_\_\_\_ L \_\_\_\_ 1-2 \_\_\_\_ N

10-28-78 \_\_\_\_ L \_\_\_\_ 2-3 \_\_\_\_ H

11-16-79 \_\_\_\_ L \_\_\_\_ 0-2 \_\_\_\_ N

11-16-79 \_\_\_\_ L \_\_\_\_ 0-3 \_\_\_\_ N

10-10-80 \_\_\_\_ W \_\_\_\_ 2-1 \_\_\_\_ N

9-26-81 \_\_\_\_ L \_\_\_\_ 1-2 \_\_\_\_ N

10-9-81 \_\_\_\_ L \_\_\_\_ 1-2 \_\_\_\_ N

11-14-81 \_\_\_\_ L \_\_\_\_ 2-3 \_\_\_\_ N

11-20-81 \_\_\_\_ L \_\_\_\_ 0-2 \_\_\_\_ N

9-10-82 \_\_\_\_ W \_\_\_\_ 1-2 \_\_\_\_ N

9-25-82 \_\_\_\_ W \_\_\_\_ 2-1 \_\_\_\_ N

10-15-82 \_\_\_\_ W \_\_\_\_ 2-0 \_\_\_\_ N

9-17-87 \_\_\_\_ W \_\_\_\_ 3-0 \_\_\_\_ H

9-29-90 \_\_\_\_ W \_\_\_\_ 3-1 \_\_\_\_ N

9-7-91 \_\_\_\_ W \_\_\_\_ 3-0 \_\_\_\_ H

10-9-92 \_\_\_\_ W \_\_\_\_ 3-0 \_\_\_\_ A

9-30-95 \_\_\_\_ W \_\_\_\_ 3-0 \_\_\_\_ H

9-8-01 \_\_\_\_ W \_\_\_\_ 3-1 \_\_\_\_ H

9-1-07 \_\_\_\_ W \_\_\_\_ 3-2 \_\_\_\_ H

9-6-14 \_\_\_\_ W \_\_\_\_ 3-1 \_\_\_\_ N

## LIBERTY (2-0)

Home: 0-0; Away: 0-0; Neutral: 2-0

9-4-98 \_\_\_\_ W \_\_\_\_ 3-0 \_\_\_\_ N

9-4-00 \_\_\_\_ W \_\_\_\_ 3-1 \_\_\_\_ N

## LONG BEACH STATE (0-6)

Home: 0-0; Away: 0-2; Neutral: 0-4

9-29-78 \_\_\_\_ L \_\_\_\_ 0-2 \_\_\_\_ N

9-21-79 \_\_\_\_ L \_\_\_\_ 0-2 \_\_\_\_ N

9-23-82 \_\_\_\_ L \_\_\_\_ 0-2 \_\_\_\_ N

9-4-87 \_\_\_\_ L \_\_\_\_ 1-3 \_\_\_\_ N

9-10-88 \_\_\_\_ L \_\_\_\_ 0-3 \_\_\_\_ A

9-7-89 \_\_\_\_ L \_\_\_\_ 0-3 \_\_\_\_ A

## LOUISIANA-LAFAYETTE (4-0)

Home: 2-0; Away: 0-0; Neutral: 2-0

9-12-97 \_\_\_\_ W \_\_\_\_ 3-0 \_\_\_\_ H

9-19-08 \_\_\_\_ W \_\_\_\_ 3-0 \_\_\_\_ N

9-17-11 \_\_\_\_ W \_\_\_\_ 3-0 \_\_\_\_ N

8-28-15 \_\_\_\_ W \_\_\_\_ 3-0 \_\_\_\_ H

## LSU (5-8)

Home: 0-2; Away: 1-2; Neutral: 4-4

10-9-76 \_\_\_\_ W \_\_\_\_ 2-0 \_\_\_\_ N

10-7-77 \_\_\_\_ W \_\_\_\_ 2-0 \_\_\_\_ N

10-19-79 \_\_\_\_ L \_\_\_\_ 2-3 \_\_\_\_ N

10-20-79 \_\_\_\_ W \_\_\_\_ 2-0 \_\_\_\_ N

9-18-81 \_\_\_\_ W \_\_\_\_ 2-1 \_\_\_\_ N

10-1-83 \_\_\_\_ L \_\_\_\_ 0-3 \_\_\_\_ N

10-22-83 \_\_\_\_ L \_\_\_\_ 1-3 \_\_\_\_ N

9-14-86 \_\_\_\_ L \_\_\_\_ 2-3 \_\_\_\_ A

9-3-89 \_\_\_\_ L \_\_\_\_ 0-3 \_\_\_\_ H

12-7-90 \_\_\_\_ L \_\_\_\_ 0-3 \_\_\_\_ N

12-13-91 \_\_\_\_ L \_\_\_\_ 0-3 \_\_\_\_ A

12-2-92 \_\_\_\_ L \_\_\_\_ 0-3 \_\_\_\_ H

9-17-94 \_\_\_\_ W \_\_\_\_ 3-0 \_\_\_\_ A

## LOUISIANA TECH (4-0)

Home: 3-0; Away: 1-0; Neutral: 0-0

9-3-93 \_\_\_\_ W \_\_\_\_ 3-0 \_\_\_\_ H

9-4-93 \_\_\_\_ W \_\_\_\_ 3-1 \_\_\_\_ H

9-12-97 \_\_\_\_ W \_\_\_\_ 3-0 \_\_\_\_ H

9-10-11 \_\_\_\_ W \_\_\_\_ 3-0 \_\_\_\_ A

## LOYOLA MARYMOUNT (0-1)

9-18-99 \_\_\_\_ L \_\_\_\_ 0-3 \_\_\_\_ N

## LUBBOCK CHRISTIAN (4-0)

Home: 3-0; Away: 1-0; Neutral: 0-0

10-27-78 \_\_\_\_ W \_\_\_\_ 2-0 \_\_\_\_ H

9-7-79 \_\_\_\_ W \_\_\_\_ 2-0 \_\_\_\_ H

9-25-79 \_\_\_\_ W \_\_\_\_ 3-0 \_\_\_\_ A

10-16-79 \_\_\_\_ W \_\_\_\_ 3-0 \_\_\_\_ H

## MARYLAND (0-2)

Home: 0-0; Away: 0-0; Neutral: 0-2

9-17-94 \_\_\_\_ L \_\_\_\_ 0-3 \_\_\_\_ N

9-11-15 \_\_\_\_ L \_\_\_\_ 1-3 \_\_\_\_ N

## McMURRY (9-0)

Home: 3-0; Away: 2-0; Neutral: 4-0

9-27-75 \_\_\_\_ W \_\_\_\_ 2-0 \_\_\_\_ H

9-29-75 \_\_\_\_ W \_\_\_\_ 2-0 \_\_\_\_ A

10-8-75 \_\_\_\_ W \_\_\_\_ 2-0 \_\_\_\_ N

11-1-75 \_\_\_\_ W \_\_\_\_ 2-0 \_\_\_\_ N

9-28-76 \_\_\_\_ W \_\_\_\_ 2-1 \_\_\_\_ H

10-19-76 \_\_\_\_ W \_\_\_\_ 2-0 \_\_\_\_ H

10-29-76 \_\_\_\_ W \_\_\_\_ 2-1 \_\_\_\_ N

10-11-77 \_\_\_\_ W \_\_\_\_ 2-0 \_\_\_\_ A

10-28-77 \_\_\_\_ W \_\_\_\_ 2-0 \_\_\_\_ N

## MEMPHIS STATE (2-0)

Home: 0-0; Away: 0-0; Neutral: 2-0

10-13-78 \_\_\_\_ W \_\_\_\_ 2-0 \_\_\_\_ N

9-19-80 \_\_\_\_ W \_\_\_\_ 2-0 \_\_\_\_ N

## MESA C.C. (1-0)

9-13-80 \_\_\_\_ W \_\_\_\_ 2-0 \_\_\_\_ N

## MIAMI (1-0)

9-20-80 \_\_\_\_ W \_\_\_\_ 2-1 \_\_\_\_ N

## MIDWESTERN STATE (4-0)

Home: 2-0; Away: 0-0; Neutral: 3-0

10-3-75 \_\_\_\_ W \_\_\_\_ 2-0 \_\_\_\_ N

10-10-75 \_\_\_\_ W \_\_\_\_ 2-0 \_\_\_\_ N

10-2-76 \_\_\_\_ W \_\_\_\_ 2-0 \_\_\_\_ N

10-23-79 \_\_\_\_ W \_\_\_\_ 2-0 \_\_\_\_ H

9-3-81 \_\_\_\_ W \_\_\_\_ 3-0 \_\_\_\_ H

## MINNESOTA (0-2)

Home: 0-0; Away: 0-0; Neutral: 0-2

9-21-79 \_\_\_\_ L \_\_\_\_ 0-2 \_\_\_\_ N

9-2-94 \_\_\_\_ L \_\_\_\_ 1-3 \_\_\_\_ N

## MISSISSIPPI COLLEGE FOR WOMEN (1-0)

9-17-81 \_\_\_\_ W \_\_\_\_ 2-0 \_\_\_\_ N

## MISSISSIPPI (1-1)

Home: 0-0; Away: 0-0; Neutral: 1-1

9-19-81 \_\_\_\_ W \_\_\_\_ 2-0 \_\_\_\_ N

8-28-10 \_\_\_\_ L \_\_\_\_ 0-3 \_\_\_\_ N

## MISSOURI (11-22)

Home: 6-10; Away: 4-11; Neutral: 1-0

9-1-95 \_\_\_\_ W \_\_\_\_ 3-0 \_\_\_\_ N

9-27-96 \_\_\_\_ W \_\_\_\_ 3-0 \_\_\_\_ H

11-17-96 \_\_\_\_ W \_\_\_\_ 3-0 \_\_\_\_ A

9-26-97 \_\_\_\_ W \_\_\_\_ 3-0 \_\_\_\_ A

11-15-97 \_\_\_\_ W \_\_\_\_ 3-0 \_\_\_\_ H

10-2-98 \_\_\_\_ W \_\_\_\_ 3-1 \_\_\_\_ A

10-24-98 \_\_\_\_ W \_\_\_\_ 3-0 \_\_\_\_ H

10-23-99 \_\_\_\_ W \_\_\_\_ 3-0 \_\_\_\_ A

11-27-99 \_\_\_\_ W \_\_\_\_ 3-1 \_\_\_\_ H

9-237-00 \_\_\_\_ W \_\_\_\_ 3-2 \_\_\_\_ H

11-2-00 \_\_\_\_ L \_\_\_\_ 0-3 \_\_\_\_ A

9-19-01 \_\_\_\_ L \_\_\_\_ 1-3 \_\_\_\_ A

11-14-01 \_\_\_\_ L \_\_\_\_ 0-3 \_\_\_\_ H

10-5-02 \_\_\_\_ W \_\_\_\_ 3-1 \_\_\_\_ H

11-30-02 \_\_\_\_ L \_\_\_\_ 0-3 \_\_\_\_ A

9-24-03 \_\_\_\_ L \_\_\_\_ 0-3 \_\_\_\_ A

10-25-03 \_\_\_\_ L \_\_\_\_ 1-3 \_\_\_\_ H

10-20-04 \_\_\_\_ L \_\_\_\_ 1-3 \_\_\_\_ A

11-6-04 \_\_\_\_ L \_\_\_\_ 1-3 \_\_\_\_ H

10-1-05 \_\_\_\_ L \_\_\_\_ 2-3 \_\_\_\_ H

11-2-05 \_\_\_\_ L \_\_\_\_ 0-3 \_\_\_\_ A

9-30-06 \_\_\_\_ L \_\_\_\_ 0-3 \_\_\_\_ H

11-24-06 \_\_\_\_ L \_\_\_\_ 0-3 \_\_\_\_ A

10-6-07 \_\_\_\_ L \_\_\_\_ 0-3 \_\_\_\_ A

10-10-07 \_\_\_\_ L \_\_\_\_ 0-3 \_\_\_\_ H

9-24-08 \_\_\_\_ L \_\_\_\_ 0-3 \_\_\_\_ H

11-1-08 \_\_\_\_ L \_\_\_\_ 1-3 \_\_\_\_ A

10-10-09 \_\_\_\_ L \_\_\_\_ 0-3 \_\_\_\_ A

11-18-09 \_\_\_\_ L \_\_\_\_ 0-3 \_\_\_\_ H

9-15-10 \_\_\_\_ L \_\_\_\_ 0-3 \_\_\_\_ H

11-10-10 \_\_\_\_ L \_\_\_\_ 1-3 \_\_\_\_ A

10-15-11 \_\_\_\_ L \_\_\_\_ 1-3 \_\_\_\_ A

11-26-11 \_\_\_\_ L \_\_\_\_ 0-3 \_\_\_\_ H

## MONTANA (3-3)

Home: 0-2; Away: 1-0; Neutral: 2-1

9-25-80 \_\_\_\_ L \_\_\_\_ 1-2 \_\_\_\_ N

9-10-88 \_\_\_\_ W \_\_\_\_ 3-1 \_\_\_\_ N

9-18-93 \_\_\_\_ L \_\_\_\_ 2-3 \_\_\_\_ H

9-8-12 \_\_\_\_ W \_\_\_\_ 3-1 \_\_\_\_ A

9-6-13 \_\_\_\_ W \_\_\_\_ 3-1 \_\_\_\_ N

9-13-13 \_\_\_\_ L \_\_\_\_ 0-3 \_\_\_\_ H

## MONTANA STATE (1-2)

Home: 0-0; Away: 0-0; Neutral: 1-2

9-29-78 \_\_\_\_ W \_\_\_\_ 2-0 \_\_\_\_ N

9-24-81 \_\_\_\_ L \_\_\_\_ 0-2 \_\_\_\_ N

9-24-82 \_\_\_\_ L \_\_\_\_ 0-2 \_\_\_\_ N

## MOREHEAD STATE (1-0)

Home: 1-0; Away: 0-0; Neutral: 0-0

9-3-11 \_\_\_\_ W \_\_\_\_ 3-1 \_\_\_\_ H

## NAVY (1-0)

9-12-15 \_\_\_\_ W \_\_\_\_ 3-0 \_\_\_\_ A

## NE COLORADO JC (1-0)

9-30-77 \_\_\_\_ W \_\_\_\_ 2-0 \_\_\_\_ N

## NE OKLAHOMA STATE (1-0)

10-7-77 \_\_\_\_ W \_\_\_\_ 2-0 \_\_\_\_ N

## NEBRASKA (1-34)

Home: 1-14; Away: 0-16; Neutral: 0-4

9-15-79 \_\_\_\_ L \_\_\_\_ 1-2 \_\_\_\_ N

10-1-82 \_\_\_\_ L \_\_\_\_ 0-3 \_\_\_\_ N

8-31-91 \_\_\_\_ L \_\_\_\_ 2-3 \_\_\_\_ N

11-6-92 \_\_\_\_ L \_\_\_\_ 0-3 \_\_\_\_ A

9-16-94 \_\_\_\_ L \_\_\_\_ 0-3 \_\_\_\_ N

10-26-96 \_\_\_\_ W \_\_\_\_ 3-2 \_\_\_\_ H

11-22-96 \_\_\_\_ L \_\_\_\_ 1-3 \_\_\_\_ A

11-11-97 \_\_\_\_ L \_\_\_\_ 0-3 \_\_\_\_ A

11-21-97 \_\_\_\_ L \_\_\_\_ 2-3 \_\_\_\_ H

10-9-98 \_\_\_\_ L \_\_\_\_ 0-3 \_\_\_\_ H

11-14-98 \_\_\_\_ L \_\_\_\_ 0-3 \_\_\_\_ A

9-24-99 \_\_\_\_ L \_\_\_\_ 1-3 \_\_\_\_ H

10-26-99 \_\_\_\_ L \_\_\_\_ 0-3 \_\_\_\_ A

10-14-00 \_\_\_\_ L \_\_\_\_ 1-2 \_\_\_\_ H

11-22-00 \_\_\_\_ L \_\_\_\_ 0-3 \_\_\_\_ A

10-20-01 \_\_\_\_ L \_\_\_\_ 0-3 \_\_\_\_ H

11-18-01 \_\_\_\_ L \_\_\_\_ 0-3 \_\_\_\_ A

9-25-02 \_\_\_\_ L \_\_\_\_ 0-3 \_\_\_\_ H

11-2-02 \_\_\_\_ L \_\_\_\_ 0-3 \_\_\_\_ A



## NON-CONFERENCE SERIES RECORDS

9-27-03 \_\_\_\_ L \_\_\_\_ 0-3 \_\_\_\_ A  
 10-29-03 \_\_\_\_ L \_\_\_\_ 1-3 \_\_\_\_ H  
 9-18-04 \_\_\_\_ L \_\_\_\_ 0-3 \_\_\_\_ H  
 11-3-04 \_\_\_\_ L \_\_\_\_ 0-3 \_\_\_\_ A  
 10-12-05 \_\_\_\_ L \_\_\_\_ 0-3 \_\_\_\_ A  
 10-29-05 \_\_\_\_ L \_\_\_\_ 0-3 \_\_\_\_ H  
 9-23-06 \_\_\_\_ L \_\_\_\_ 0-3 \_\_\_\_ A  
 11-1-06 \_\_\_\_ L \_\_\_\_ 0-3 \_\_\_\_ H  
 9-15-07 \_\_\_\_ L \_\_\_\_ 0-3 \_\_\_\_ H  
 11-24-07 \_\_\_\_ L \_\_\_\_ 0-3 \_\_\_\_ A  
 10-1-08 \_\_\_\_ L \_\_\_\_ 0-3 \_\_\_\_ H  
 11-22-08 \_\_\_\_ L \_\_\_\_ 0-3 \_\_\_\_ A  
 9-16-09 \_\_\_\_ L \_\_\_\_ 0-3 \_\_\_\_ A  
 10-28-09 \_\_\_\_ L \_\_\_\_ 0-3 \_\_\_\_ H  
 10-20-10 \_\_\_\_ L \_\_\_\_ 0-3 \_\_\_\_ A  
 11-6-10 \_\_\_\_ L \_\_\_\_ 0-3 \_\_\_\_ H

### NEVADA (3-1)

Home: 2-0; Away: 1-1; Neutral: 0-0

10-13-95 \_\_\_\_ W \_\_\_\_ 3-0 \_\_\_\_ H  
 8-31-96 \_\_\_\_ W \_\_\_\_ 3-0 \_\_\_\_ A  
 9-19-12 \_\_\_\_ L \_\_\_\_ 2-3 \_\_\_\_ A  
 9-13-13 \_\_\_\_ 2 \_\_\_\_ 3-0 \_\_\_\_ H

### NEW MEXICO (10-7)

Home: 4-3; Away: 2-1; Neutral: 4-3

9-10-76 \_\_\_\_ W \_\_\_\_ 2-0 \_\_\_\_ N  
 9-29-78 \_\_\_\_ L \_\_\_\_ 1-2 \_\_\_\_ N  
 10-30-80 \_\_\_\_ W \_\_\_\_ 2-0 \_\_\_\_ H  
 9-3-81 \_\_\_\_ W \_\_\_\_ 3-0 \_\_\_\_ H  
 9-5-81 \_\_\_\_ L \_\_\_\_ 1-2 \_\_\_\_ H  
 9-5-81 \_\_\_\_ W \_\_\_\_ 3-1 \_\_\_\_ H  
 9-12-81 \_\_\_\_ L \_\_\_\_ 0-2 \_\_\_\_ N  
 9-21-84 \_\_\_\_ W \_\_\_\_ 2-1 \_\_\_\_ N  
 9-4-87 \_\_\_\_ L \_\_\_\_ 1-3 \_\_\_\_ N  
 9-11-87 \_\_\_\_ W \_\_\_\_ 3-1 \_\_\_\_ N  
 9-19-92 \_\_\_\_ L \_\_\_\_ 1-3 \_\_\_\_ H  
 11-26-93 \_\_\_\_ L \_\_\_\_ 0-3 \_\_\_\_ A  
 11-24-95 \_\_\_\_ W \_\_\_\_ 3-0 \_\_\_\_ N  
 9-18-99 \_\_\_\_ W \_\_\_\_ 3-1 \_\_\_\_ A  
 10-8-01 \_\_\_\_ W \_\_\_\_ 3-0 \_\_\_\_ H  
 9-26-11 \_\_\_\_ W \_\_\_\_ 3-2 \_\_\_\_ A  
 10-23-13 \_\_\_\_ L \_\_\_\_ 0-3 \_\_\_\_ H

### NEW MEXICO STATE (19-15)

Home: 10-2; Away: 7-8; Neutral: 2-5

11-1-75 \_\_\_\_ W \_\_\_\_ 2-0 \_\_\_\_ H  
 9-11-76 \_\_\_\_ W \_\_\_\_ 2-0 \_\_\_\_ A  
 9-24-76 \_\_\_\_ W \_\_\_\_ 2-0 \_\_\_\_ H  
 9-17-77 \_\_\_\_ W \_\_\_\_ 2-0 \_\_\_\_ H  
 10-1-77 \_\_\_\_ W \_\_\_\_ 3-0 \_\_\_\_ N  
 10-12-79 \_\_\_\_ L \_\_\_\_ 1-2 \_\_\_\_ N  
 9-4-80 \_\_\_\_ W \_\_\_\_ 3-1 \_\_\_\_ H  
 9-6-80 \_\_\_\_ W \_\_\_\_ 3-1 \_\_\_\_ H  
 9-11-80 \_\_\_\_ L \_\_\_\_ 1-3 \_\_\_\_ A  
 9-13-80 \_\_\_\_ L \_\_\_\_ 1-2 \_\_\_\_ A  
 9-13-80 \_\_\_\_ W \_\_\_\_ 3-2 \_\_\_\_ A  
 9-4-81 \_\_\_\_ L \_\_\_\_ 1-2 \_\_\_\_ H  
 9-10-81 \_\_\_\_ L \_\_\_\_ 0-3 \_\_\_\_ A  
 10-2-81 \_\_\_\_ L \_\_\_\_ 1-3 \_\_\_\_ N  
 11-6-81 \_\_\_\_ L \_\_\_\_ 1-3 \_\_\_\_ A

9-10-82 \_\_\_\_ L \_\_\_\_ 0-2 \_\_\_\_ A  
 9-9-83 \_\_\_\_ L \_\_\_\_ 1-3 \_\_\_\_ A  
 9-10-83 \_\_\_\_ L \_\_\_\_ 0-3 \_\_\_\_ N  
 9-19-86 \_\_\_\_ L \_\_\_\_ 0-3 \_\_\_\_ A  
 9-23-87 \_\_\_\_ W \_\_\_\_ 3-0 \_\_\_\_ H  
 9-18-88 \_\_\_\_ W \_\_\_\_ 3-1 \_\_\_\_ A  
 9-13-89 \_\_\_\_ W \_\_\_\_ 3-0 \_\_\_\_ H  
 9-23-89 \_\_\_\_ W \_\_\_\_ 3-0 \_\_\_\_ A  
 10-27-89 \_\_\_\_ L \_\_\_\_ 0-3 \_\_\_\_ N  
 9-13-91 \_\_\_\_ W \_\_\_\_ 3-0 \_\_\_\_ A  
 9-8-92 \_\_\_\_ W \_\_\_\_ 3-1 \_\_\_\_ H  
 9-2-94 \_\_\_\_ W \_\_\_\_ 3-0 \_\_\_\_ N  
 9-10-94 \_\_\_\_ L \_\_\_\_ 2-3 \_\_\_\_ H  
 9-6-96 \_\_\_\_ W \_\_\_\_ 3-0 \_\_\_\_ A  
 9-1-99 \_\_\_\_ W \_\_\_\_ 3-0 \_\_\_\_ H  
 11-7-01 \_\_\_\_ W \_\_\_\_ 3-1 \_\_\_\_ A  
 9-17-02 \_\_\_\_ W \_\_\_\_ 3-0 \_\_\_\_ H  
 9-10-03 \_\_\_\_ L \_\_\_\_ 2-3 \_\_\_\_ A  
 8-26-06 \_\_\_\_ L \_\_\_\_ 2-3 \_\_\_\_ N

### NEW ORLEANS (UNO) (2-2)

Home: 0-1; Away: 0-1; Neutral: 2-0

11-21-81 \_\_\_\_ W \_\_\_\_ 2-1 \_\_\_\_ N  
 9-29-84 \_\_\_\_ W \_\_\_\_ 2-0 \_\_\_\_ N  
 9-13-08 \_\_\_\_ L \_\_\_\_ 1-3 \_\_\_\_ H  
 9-5-09 \_\_\_\_ L \_\_\_\_ 0-3 \_\_\_\_ A

### NORTH CAROLINA (UNC) (1-0)

9-14-91 \_\_\_\_ W \_\_\_\_ 3-0 \_\_\_\_ N

### NORTH CAROLINA A&T (1-0)

8-30-03 \_\_\_\_ W \_\_\_\_ 3-0 \_\_\_\_ N

### NORTH CAROLINA STATE (1-0)

9-3-99 \_\_\_\_ W \_\_\_\_ 3-0 \_\_\_\_ H

### NORTH TEXAS (20-1)

Home: 2-0; Away: 6-1; Neutral: 12-0

10-2-76 \_\_\_\_ W \_\_\_\_ 2-0 \_\_\_\_ N  
 11-19-76 \_\_\_\_ W \_\_\_\_ 2-0 \_\_\_\_ N  
 11-19-76 \_\_\_\_ W \_\_\_\_ 1-0 \_\_\_\_ N  
 11-5-77 \_\_\_\_ W \_\_\_\_ 2-0 \_\_\_\_ N  
 11-18-77 \_\_\_\_ W \_\_\_\_ 2-0 \_\_\_\_ N  
 9-15-78 \_\_\_\_ L \_\_\_\_ 1-2 \_\_\_\_ A  
 9-15-79 \_\_\_\_ W \_\_\_\_ 2-0 \_\_\_\_ A  
 11-7-80 \_\_\_\_ W \_\_\_\_ 2-0 \_\_\_\_ N  
 11-8-80 \_\_\_\_ W \_\_\_\_ 2-0 \_\_\_\_ N  
 11-19-80 \_\_\_\_ W \_\_\_\_ 2-0 \_\_\_\_ N  
 11-13-81 \_\_\_\_ W \_\_\_\_ 3-0 \_\_\_\_ N  
 9-7-85 \_\_\_\_ W \_\_\_\_ 2-1 \_\_\_\_ N  
 9-26-87 \_\_\_\_ W \_\_\_\_ 3-1 \_\_\_\_ N  
 10-5-90 \_\_\_\_ W \_\_\_\_ 3-0 \_\_\_\_ A  
 9-4-92 \_\_\_\_ W \_\_\_\_ 3-0 \_\_\_\_ N  
 10-2-93 \_\_\_\_ W \_\_\_\_ 3-1 \_\_\_\_ A  
 9-14-96 \_\_\_\_ W \_\_\_\_ 3-0 \_\_\_\_ H  
 9-11-04 \_\_\_\_ W \_\_\_\_ 3-0 \_\_\_\_ A  
 8-29-08 \_\_\_\_ W \_\_\_\_ 3-0 \_\_\_\_ A  
 9-19-11 \_\_\_\_ W \_\_\_\_ 3-1 \_\_\_\_ A  
 9-3-12 \_\_\_\_ W \_\_\_\_ 3-1 \_\_\_\_ H

### NORTHEAST LOUISIANA UNIV. (1-0)

10-6-90 \_\_\_\_ W \_\_\_\_ 3-0 \_\_\_\_ N

### NORTHEASTERN UNIV. (1-1)

Home: 0-0; Away: 0-0; Neutral: 1-1

9-11-10 \_\_\_\_ L \_\_\_\_ 1-3 \_\_\_\_ N  
 9-5-15 \_\_\_\_ W \_\_\_\_ 3-0 \_\_\_\_ H

### NORTHERN ARIZONA (3-0)

Home: 0-0; Away: 0-0; Neutral: 3-0

9-25-80 \_\_\_\_ W \_\_\_\_ 2-0 \_\_\_\_ N  
 9-1-90 \_\_\_\_ W \_\_\_\_ 3-1 \_\_\_\_ N  
 9-5-92 \_\_\_\_ W \_\_\_\_ 3-1 \_\_\_\_ N

### NORTHERN COLORADO (2-2)

Home: 0-0; Away: 0-0; Neutral: 2-2

9-30-78 \_\_\_\_ W \_\_\_\_ 2-0 \_\_\_\_ N  
 9-25-81 \_\_\_\_ L \_\_\_\_ 1-2 \_\_\_\_ N  
 10-17-81 \_\_\_\_ W \_\_\_\_ 2-1 \_\_\_\_ N  
 10-18-81 \_\_\_\_ L \_\_\_\_ 1-2 \_\_\_\_ N

### NORTHERN ILLINOIS (2-0)

Home: 0-0; Away: 0-0; Neutral: 2-0

9-16-95 \_\_\_\_ W \_\_\_\_ 3-0 \_\_\_\_ N  
 9-19-98 \_\_\_\_ W \_\_\_\_ 3-0 \_\_\_\_ N

### NORTHWESTERN (1-0)

9-16-89 \_\_\_\_ W \_\_\_\_ 3-2 \_\_\_\_ N

### NORTHWESTERN STATE (3-0)

Home: 3-0; Away: 0-0; Neutral: 0-0

9-2-11 \_\_\_\_ W \_\_\_\_ 3-0 \_\_\_\_ H  
 9-1-12 \_\_\_\_ W \_\_\_\_ 3-1 \_\_\_\_ H  
 9-19-15 \_\_\_\_ W \_\_\_\_ 3-0 \_\_\_\_ H

### ODESSA COLLEGE (2-0)

Home: 2-0; Away: 0-0; Neutral: 0-0

10-22-75 \_\_\_\_ W \_\_\_\_ 2-0 \_\_\_\_ H  
 10-28-75 \_\_\_\_ W \_\_\_\_ 2-0 \_\_\_\_ H

### OHIO UNIV. (2-0)

Home: 2-0; Away: 0-0; Neutral: 0-0

8-30-97 \_\_\_\_ W \_\_\_\_ 3-0 \_\_\_\_ H  
 9-8-01 \_\_\_\_ W \_\_\_\_ 3-1 \_\_\_\_ H

### OHIO STATE (1-3)

Home: 0-0; Away: 0-0; Neutral: 1-3

9-29-79 \_\_\_\_ W \_\_\_\_ 2-0 \_\_\_\_ N  
 9-18-81 \_\_\_\_ L \_\_\_\_ 0-3 \_\_\_\_ N  
 9-20-86 \_\_\_\_ L \_\_\_\_ 2-3 \_\_\_\_ N  
 12-3-98 \_\_\_\_ L \_\_\_\_ 2-3 \_\_\_\_ N

### OKLAHOMA CITY (1-0)

11-4-83 \_\_\_\_ W \_\_\_\_ 2-0 \_\_\_\_ N

### ORAL ROBERTS (11-6)

Home: 5-1; Away: 1-1; Neutral: 5-4

11-10-79 \_\_\_\_ L \_\_\_\_ 0-2 \_\_\_\_ A  
 10-10-80 \_\_\_\_ W \_\_\_\_ 2-1 \_\_\_\_ N  
 11-20-80 \_\_\_\_ W \_\_\_\_ 2-0 \_\_\_\_ N  
 9-4-81 \_\_\_\_ W \_\_\_\_ 2-0 \_\_\_\_ H

9-5-81 \_\_\_\_ W \_\_\_\_ 3-1 \_\_\_\_ H  
 10-10-81 \_\_\_\_ L \_\_\_\_ 1-2 \_\_\_\_ N  
 10-18-81 \_\_\_\_ L \_\_\_\_ 1-2 \_\_\_\_ N  
 9-4-82 \_\_\_\_ L \_\_\_\_ 2-3 \_\_\_\_ H  
 10-21-83 \_\_\_\_ L \_\_\_\_ 2-3 \_\_\_\_ N  
 10-22-83 \_\_\_\_ W \_\_\_\_ 3-1 \_\_\_\_ N  
 11-5-83 \_\_\_\_ W \_\_\_\_ 3-1 \_\_\_\_ N  
 11-5-83 \_\_\_\_ L \_\_\_\_ 1-3 \_\_\_\_ N  
 10-17-85 \_\_\_\_ W \_\_\_\_ 3-1 \_\_\_\_ H  
 9-4-86 \_\_\_\_ W \_\_\_\_ 3-0 \_\_\_\_ A  
 9-21-87 \_\_\_\_ W \_\_\_\_ 3-1 \_\_\_\_ H  
 9-11-98 \_\_\_\_ W \_\_\_\_ 3-0 \_\_\_\_ H  
 9-2-05 \_\_\_\_ W \_\_\_\_ 3-1 \_\_\_\_ N

### OREGON (2-3)

Home: 0-0; Away: 0-0; Neutral: 2-3

9-24-82 \_\_\_\_ L \_\_\_\_ 1-2 \_\_\_\_ N  
 9-22-84 \_\_\_\_ L \_\_\_\_ 0-3 \_\_\_\_ N  
 9-28-84 \_\_\_\_ W \_\_\_\_ 2-1 \_\_\_\_ N  
 9-10-86 \_\_\_\_ L \_\_\_\_ 0-3 \_\_\_\_ N  
 9-10-93 \_\_\_\_ W \_\_\_\_ 3-1 \_\_\_\_ N

### OREGON STATE (2-1)

Home: 0-0; Away: 0-0; Neutral: 2-1

9-2-88 \_\_\_\_ W \_\_\_\_ 3-1 \_\_\_\_ N  
 9-3-88 \_\_\_\_ L \_\_\_\_ 2-3 \_\_\_\_ N  
 9-10-99 \_\_\_\_ W \_\_\_\_ 3-1 \_\_\_\_ N

### PACIFIC (0-1)

11-27-92 \_\_\_\_ L \_\_\_\_ 0-3 \_\_\_\_ A

### PEPPERDINE (2-1)

Home: 1-1; Away: 0-0; Neutral: 1-0

9-23-88 \_\_\_\_ L \_\_\_\_ 0-3 \_\_\_\_ H  
 9-26-92 \_\_\_\_ W \_\_\_\_ 3-2 \_\_\_\_ N  
 9-17-93 \_\_\_\_ W \_\_\_\_ 3-2 \_\_\_\_ H

### PITTSBURGH (1-2)

Home: 0-0; Away: 1-0; Neutral: 0-2

10-10-87 \_\_\_\_ L \_\_\_\_ 0-3 \_\_\_\_ N  
 12-1-89 \_\_\_\_ L \_\_\_\_ 1-3 \_\_\_\_ N  
 9-25-95 \_\_\_\_ W \_\_\_\_ 3-2 \_\_\_\_ A

### PORTLAND (2-1)

Home: 1-0; Away: 0-0; Neutral: 1-1

9-30-77 \_\_\_\_ L \_\_\_\_ 0-2 \_\_\_\_ N  
 8-30-96 \_\_\_\_ W \_\_\_\_ 3-0 \_\_\_\_ N  
 8-29-97 \_\_\_\_ W \_\_\_\_ 3-1 \_\_\_\_ H

### PORTLAND STATE (1-2)

Home: 1-0; Away: 0-0; Neutral: 0-2

9-28-79 \_\_\_\_ L \_\_\_\_ 0-2 \_\_\_\_ N  
 9-23-83 \_\_\_\_ L \_\_\_\_ 0-2 \_\_\_\_ N  
 9-18-15 \_\_\_\_ W \_\_\_\_ 3-1 \_\_\_\_ H

### PRAIRIE VIEW A&M (1-0)

Home: 0-0; Away: 0-0; Neutral: 1-0

9-16-11 \_\_\_\_ W \_\_\_\_ 3-0 \_\_\_\_ N

### PRINCETON (1-0)

9-8-07 \_\_\_\_ W \_\_\_\_ 3-1 \_\_\_\_ N

# NON-CONFERENCE SERIES RECORDS

## PURDUE (1-1)

Home: 0-0; Away: 0-0; Neutral: 1-1

10-9-81 \_\_\_\_ L \_\_\_\_ 0-2 \_\_\_\_ N  
9-13-85 \_\_\_\_ W \_\_\_\_ 3-0 \_\_\_\_ N

## RHODE ISLAND (2-0)

Home: 0-0; Away: 0-0; Neutral: 2-0

9-15-95 \_\_\_\_ W \_\_\_\_ 3-0 \_\_\_\_ N  
8-31-01 \_\_\_\_ W \_\_\_\_ 3-2 \_\_\_\_ N

## RICE (25-10)

Home: 12-2; Away: 10-7; Neutral: 3-1

10-15-77 \_\_\_\_ W \_\_\_\_ 2-0 \_\_\_\_ N  
10-30-81 \_\_\_\_ L \_\_\_\_ 1-3 \_\_\_\_ N  
10-6-82 \_\_\_\_ L \_\_\_\_ 1-3 \_\_\_\_ A  
11-15-82 \_\_\_\_ W \_\_\_\_ 3-1 \_\_\_\_ H  
10-12-83 \_\_\_\_ L \_\_\_\_ 1-3 \_\_\_\_ H  
11-18-83 \_\_\_\_ L \_\_\_\_ 0-3 \_\_\_\_ A  
9-28-84 \_\_\_\_ L \_\_\_\_ 0-2 \_\_\_\_ A  
10-10-84 \_\_\_\_ W \_\_\_\_ 3-1 \_\_\_\_ A  
10-26-84 \_\_\_\_ W \_\_\_\_ 3-0 \_\_\_\_ H  
10-1-85 \_\_\_\_ W \_\_\_\_ 3-0 \_\_\_\_ A  
11-15-85 \_\_\_\_ W \_\_\_\_ 3-1 \_\_\_\_ H  
10-12-86 \_\_\_\_ W \_\_\_\_ 3-2 \_\_\_\_ H  
10-24-87 \_\_\_\_ L \_\_\_\_ 1-3 \_\_\_\_ A  
10-18-87 \_\_\_\_ W \_\_\_\_ 3-0 \_\_\_\_ A  
11-4-87 \_\_\_\_ W \_\_\_\_ 3-1 \_\_\_\_ H  
10-5-88 \_\_\_\_ L \_\_\_\_ 1-3 \_\_\_\_ A  
11-6-88 \_\_\_\_ W \_\_\_\_ 3-2 \_\_\_\_ H  
10-20-89 \_\_\_\_ W \_\_\_\_ 3-2 \_\_\_\_ H  
11-1-89 \_\_\_\_ W \_\_\_\_ 3-2 \_\_\_\_ A  
10-22-90 \_\_\_\_ W \_\_\_\_ 3-0 \_\_\_\_ A  
11-6-90 \_\_\_\_ W \_\_\_\_ 3-0 \_\_\_\_ H  
10-16-91 \_\_\_\_ W \_\_\_\_ 3-0 \_\_\_\_ A  
11-12-91 \_\_\_\_ W \_\_\_\_ 3-0 \_\_\_\_ H  
10-13-92 \_\_\_\_ W \_\_\_\_ 3-0 \_\_\_\_ H  
11-14-92 \_\_\_\_ W \_\_\_\_ 3-0 \_\_\_\_ A  
11-20-92 \_\_\_\_ W \_\_\_\_ 3-1 \_\_\_\_ N  
9-29-93 \_\_\_\_ W \_\_\_\_ 3-1 \_\_\_\_ H  
10-23-93 \_\_\_\_ W \_\_\_\_ 3-1 \_\_\_\_ A  
9-28-94 \_\_\_\_ W \_\_\_\_ 3-0 \_\_\_\_ A  
10-21-94 \_\_\_\_ W \_\_\_\_ 3-0 \_\_\_\_ H  
10-11-95 \_\_\_\_ L \_\_\_\_ 2-3 \_\_\_\_ H  
11-8-95 \_\_\_\_ W \_\_\_\_ 3-1 \_\_\_\_ A  
9-6-05 \_\_\_\_ W \_\_\_\_ 3-2 \_\_\_\_ N  
8-27-10 \_\_\_\_ L \_\_\_\_ 0-3 \_\_\_\_ A  
9-15-12 \_\_\_\_ L \_\_\_\_ 0-3 \_\_\_\_ A

## SACRAMENTO STATE (0-1)

8-25-06 \_\_\_\_ L \_\_\_\_ 1-3 \_\_\_\_ N

## SACRED HEART (1-0)

Home: 0-0; Away: 0-0; Neutral: 1-0

8-29-14 \_\_\_\_ W \_\_\_\_ 3-0 \_\_\_\_ N

## SAM HOUSTON STATE (8-2)

Home: 1-0; Away: 2-0; Neutral: 5-2

11-7-75 \_\_\_\_ L \_\_\_\_ 0-2 \_\_\_\_ N  
10-16-76 \_\_\_\_ W \_\_\_\_ 2-0 \_\_\_\_ A  
11-12-76 \_\_\_\_ W \_\_\_\_ 2-1 \_\_\_\_ N  
11-20-76 \_\_\_\_ W \_\_\_\_ 2-0 \_\_\_\_ N

9-23-77 \_\_\_\_ L \_\_\_\_ 0-2 \_\_\_\_ N  
11-4-77 \_\_\_\_ W \_\_\_\_ 2-0 \_\_\_\_ N  
9-29-90 \_\_\_\_ W \_\_\_\_ 3-0 \_\_\_\_ N  
9-20-91 \_\_\_\_ W \_\_\_\_ 3-0 \_\_\_\_ H  
10-10-92 \_\_\_\_ W \_\_\_\_ 3-0 \_\_\_\_ A  
8-29-03 \_\_\_\_ W \_\_\_\_ 3-1 \_\_\_\_ N

## SAN ANTONIO JC (1-0)

10-15-76 \_\_\_\_ W \_\_\_\_ 2-0 \_\_\_\_ N

## UNIV. OF SAN DIEGO (1-1)

Home: 0-0; Away: 0-0; Neutral: 1-1

9-23-78 \_\_\_\_ L \_\_\_\_ 0-3 \_\_\_\_ N  
9-8-89 \_\_\_\_ W \_\_\_\_ 3-1 \_\_\_\_ N

## SAN DIEGO STATE (2-4)

Home: 1-2; Away: 1-2; Neutral: 0-0

9-22-78 \_\_\_\_ L \_\_\_\_ 0-2 \_\_\_\_ A  
10-24-85 \_\_\_\_ L \_\_\_\_ 0-3 \_\_\_\_ H  
10-9-86 \_\_\_\_ L \_\_\_\_ 0-3 \_\_\_\_ H  
9-12-87 \_\_\_\_ L \_\_\_\_ 1-3 \_\_\_\_ A  
9-3-04 \_\_\_\_ W \_\_\_\_ 3-1 \_\_\_\_ A  
9-9-05 \_\_\_\_ W \_\_\_\_ 3-1 \_\_\_\_ H

## UNIV. OF SAN FRANCISCO (1-0)

9-23-83 \_\_\_\_ W \_\_\_\_ 2-1 \_\_\_\_ N

## SAN JACINTO JC (1-0)

10-15-76 \_\_\_\_ W \_\_\_\_ 3-0 \_\_\_\_ N

## SAN JOSE STATE (1-2)

Home: 1-0; Away: 0-1; Neutral: 0-1

9-2-88 \_\_\_\_ L \_\_\_\_ 1-3 \_\_\_\_ N  
11-15-11 \_\_\_\_ L \_\_\_\_ 2-3 \_\_\_\_ A  
8-31-12 \_\_\_\_ W \_\_\_\_ 3-0 \_\_\_\_ H

## SANTA CLARA (0-1)

9-5-08 \_\_\_\_ L \_\_\_\_ 0-3 \_\_\_\_ N

## SEATTLE UNIVERSITY (0-1)

8-30-13 \_\_\_\_ L \_\_\_\_ 0-3 \_\_\_\_ N

## SIENA (1-0)

8-25-12 \_\_\_\_ W \_\_\_\_ 3-0 \_\_\_\_ H

## SOUTH ALABAMA (1-0)

9-6-96 \_\_\_\_ W \_\_\_\_ 3-1 \_\_\_\_ N

## SOUTH CAROLINA (1-1)

Home: 0-1; Away: 1-0; Neutral: 0-0

9-13-97 \_\_\_\_ L \_\_\_\_ 1-3 \_\_\_\_ H  
9-2-00 \_\_\_\_ W \_\_\_\_ 3-0 \_\_\_\_ A

## SOUTHEASTERN LOUISIANA (3-0)

Home: 0-0; Away: 0-0; Neutral: 3-0

9-15-00 \_\_\_\_ W \_\_\_\_ 3-0 \_\_\_\_ N  
9-4-09 \_\_\_\_ W \_\_\_\_ 3-0 \_\_\_\_ N  
9-9-11 \_\_\_\_ W \_\_\_\_ 3-0 \_\_\_\_ N

## SOUTH FLORIDA (4-0)

Home: 1-0; Away: 3-0; Neutral: 0-0

9-21-90 \_\_\_\_ W \_\_\_\_ 3-0 \_\_\_\_ H  
11-1-91 \_\_\_\_ W \_\_\_\_ 3-1 \_\_\_\_ A  
9-5-97 \_\_\_\_ W \_\_\_\_ 1-0 \_\_\_\_ A  
9-9-06 \_\_\_\_ W \_\_\_\_ 3-0 \_\_\_\_ A

## SOUTHERN CALIFORNIA (USC) (0-2)

Home: 0-0; Away: 0-0; Neutral: 0-2

9-21-79 \_\_\_\_ L \_\_\_\_ 0-2 \_\_\_\_ N  
9-9-88 \_\_\_\_ L \_\_\_\_ 1-3 \_\_\_\_ N

## SOUTH DAKOTA STATE (1-0)

9-5-15 \_\_\_\_ W \_\_\_\_ 3-0 \_\_\_\_ N

## SOUTHERN ILLINOIS (2-1)

Home: 0-0; Away: 0-0; Neutral: 2-1

9-25-81 \_\_\_\_ L \_\_\_\_ 0-2 \_\_\_\_ N  
9-5-85 \_\_\_\_ W \_\_\_\_ 3-0 \_\_\_\_ N  
10-4-91 \_\_\_\_ W \_\_\_\_ 3-0 \_\_\_\_ N

## SMU (6-2)

Home: 2-1; Away: 2-1; Neutral: 2-0

8-30-96 \_\_\_\_ W \_\_\_\_ 3-0 \_\_\_\_ N  
9-20-96 \_\_\_\_ W \_\_\_\_ 3-0 \_\_\_\_ N  
8-30-97 \_\_\_\_ W \_\_\_\_ 3-0 \_\_\_\_ H  
9-30-98 \_\_\_\_ W \_\_\_\_ 3-0 \_\_\_\_ A  
9-3-99 \_\_\_\_ W \_\_\_\_ 3-0 \_\_\_\_ H  
9-3-05 \_\_\_\_ W \_\_\_\_ 3-0 \_\_\_\_ A  
9-1-07 \_\_\_\_ L \_\_\_\_ 1-3 \_\_\_\_ H  
9-3-10 \_\_\_\_ L \_\_\_\_ 0-3 \_\_\_\_ A

## SOUTH DAKOTA (0-1)

9-7-13 \_\_\_\_ L \_\_\_\_ 1-3 \_\_\_\_ N

## SOUTHERN MISSISSIPPI (1-0)

8-29-03 \_\_\_\_ W \_\_\_\_ 3-0 \_\_\_\_ N

## SOUTHERN UTAH (2-0)

Home: 0-0; Away: 0-0; Neutral: 2-0

9-3-88 \_\_\_\_ W \_\_\_\_ 3-0 \_\_\_\_ N  
9-3-88 \_\_\_\_ W \_\_\_\_ 3-0 \_\_\_\_ N

## SOUTHWEST MISSOURI STATE (5-8)

Home: 1-0; Away: 0-0; Neutral: 4-8

9-24-77 \_\_\_\_ L \_\_\_\_ 1-2 \_\_\_\_ N  
10-7-77 \_\_\_\_ L \_\_\_\_ 0-2 \_\_\_\_ N  
9-16-78 \_\_\_\_ L \_\_\_\_ 0-2 \_\_\_\_ N  
9-14-79 \_\_\_\_ W \_\_\_\_ 2-0 \_\_\_\_ N  
10-12-79 \_\_\_\_ L \_\_\_\_ 0-2 \_\_\_\_ N  
11-10-79 \_\_\_\_ L \_\_\_\_ 1-2 \_\_\_\_ N  
10-11-80 \_\_\_\_ L \_\_\_\_ 0-2 \_\_\_\_ N  
10-17-81 \_\_\_\_ L \_\_\_\_ 0-2 \_\_\_\_ N  
10-1-82 \_\_\_\_ W \_\_\_\_ 3-1 \_\_\_\_ A  
10-16-82 \_\_\_\_ L \_\_\_\_ 0-2 \_\_\_\_ N  
9-28-85 \_\_\_\_ W \_\_\_\_ 3-1 \_\_\_\_ N  
9-25-87 \_\_\_\_ W \_\_\_\_ 3-0 \_\_\_\_ N  
9-5-96 \_\_\_\_ W \_\_\_\_ 3-1 \_\_\_\_ N

## STEPHEN F. AUSTIN (11-3)

Home: 1-0; Away: 1-1; Neutral: 9-2

10-8-76 \_\_\_\_ W \_\_\_\_ 2-1 \_\_\_\_ N  
11-5-76 \_\_\_\_ W \_\_\_\_ 2-0 \_\_\_\_ N  
11-12-76 \_\_\_\_ W \_\_\_\_ 2-0 \_\_\_\_ N  
11-20-76 \_\_\_\_ W \_\_\_\_ 2-0 \_\_\_\_ A  
10-7-77 \_\_\_\_ W \_\_\_\_ 2-0 \_\_\_\_ N  
10-14-77 \_\_\_\_ W \_\_\_\_ 2-0 \_\_\_\_ N  
11-11-77 \_\_\_\_ W \_\_\_\_ 2-0 \_\_\_\_ N  
9-15-79 \_\_\_\_ W \_\_\_\_ 2-0 \_\_\_\_ N  
11-10-79 \_\_\_\_ W \_\_\_\_ 2-0 \_\_\_\_ N  
9-21-96 \_\_\_\_ W \_\_\_\_ 3-2 \_\_\_\_ N  
9-7-01 \_\_\_\_ W \_\_\_\_ 3-1 \_\_\_\_ H  
9-19-08 \_\_\_\_ L \_\_\_\_ 1-3 \_\_\_\_ N  
9-12-09 \_\_\_\_ L \_\_\_\_ 1-3 \_\_\_\_ N  
9-4-15 \_\_\_\_ L \_\_\_\_ 0-3 \_\_\_\_ A

## STONY BROOK (1-0)

9-2-05 \_\_\_\_ W \_\_\_\_ 3-0 \_\_\_\_ N

## SUL ROSS STATE (14-2)

Home: 6-1; Away: 0-0; Neutral: 8-1

9-26-75 \_\_\_\_ L \_\_\_\_ 2-1 \_\_\_\_ H  
10-15-75 \_\_\_\_ L \_\_\_\_ 1-2 \_\_\_\_ N  
11-1-75 \_\_\_\_ W \_\_\_\_ 2-1 \_\_\_\_ N  
9-11-76 \_\_\_\_ W \_\_\_\_ 2-0 \_\_\_\_ N  
9-16-77 \_\_\_\_ W \_\_\_\_ 2-0 \_\_\_\_ H  
10-29-77 \_\_\_\_ W \_\_\_\_ 3-1 \_\_\_\_ N  
9-8-78 \_\_\_\_ W \_\_\_\_ 2-0 \_\_\_\_ H  
9-7-79 \_\_\_\_ W \_\_\_\_ 2-1 \_\_\_\_ H  
10-3-79 \_\_\_\_ W \_\_\_\_ 3-0 \_\_\_\_ N  
9-5-80 \_\_\_\_ W \_\_\_\_ 2-0 \_\_\_\_ H  
9-12-80 \_\_\_\_ W \_\_\_\_ 3-0 \_\_\_\_ N  
10-22-80 \_\_\_\_ W \_\_\_\_ 3-1 \_\_\_\_ N  
9-4-81 \_\_\_\_ W \_\_\_\_ 2-1 \_\_\_\_ H  
9-11-81 \_\_\_\_ W \_\_\_\_ 2-0 \_\_\_\_ N  
10-23-81 \_\_\_\_ W \_\_\_\_ 3-0 \_\_\_\_ N  
9-4-82 \_\_\_\_ W \_\_\_\_ 2-0 \_\_\_\_ H

## SYRACUSE (0-1)

9-8-07 \_\_\_\_ L \_\_\_\_ 1-3 \_\_\_\_ A

## TALETON STATE (2-0)

Home: 0-0; Away: 0-0; Neutral: 2-0

10-3-75 \_\_\_\_ W \_\_\_\_ 2-0 \_\_\_\_ N  
10-24-75 \_\_\_\_ W \_\_\_\_ 2-0 \_\_\_\_ N

## TEMPLE (0-1)

10-1-83 \_\_\_\_ L \_\_\_\_ 1-3 \_\_\_\_ N

## TENNESSEE (3-2)

Home: 0-0; Away: 1-1; Neutral: 2-1

9-30-83 \_\_\_\_ L \_\_\_\_ 0-3 \_\_\_\_ A  
10-26-85 \_\_\_\_ W \_\_\_\_ 3-0 \_\_\_\_ N  
10-10-87 \_\_\_\_ W \_\_\_\_ 3-1 \_\_\_\_ A  
9-15-89 \_\_\_\_ L \_\_\_\_ 0-3 \_\_\_\_ N  
10-4-91 \_\_\_\_ W \_\_\_\_ 3-1 \_\_\_\_ N

## TEXAS A&M (29-54)

Home: 12-22; Away: 8-26; Neutral: 9-6

11-7-75 \_\_\_\_ W \_\_\_\_ 2-1 \_\_\_\_ N  
11-14-75 \_\_\_\_ W \_\_\_\_ 2-1 \_\_\_\_ N

## NON-CONFERENCE SERIES RECORDS

11-6-76 ___ W ___ 2-0 ___ N	10-16-02 ___ L ___ 2-3 ___ A	8-30-3 ___ W ___ 3-0 ___ A	<b>TEXAS WOMAN'S UNIV. (5-4)</b>
11-13-76 ___ L ___ 0-2 ___ N	11-23-02 ___ W ___ 3-1 ___ H	9-5-14 ___ W ___ 3-1 ___ H	<i>Home: 0-0; Away: 0-1; Neutral: 5-3</i>
9-24-77 ___ W ___ 2-1 ___ N	10-8-03 ___ L ___ 0-3 ___ A		10-4-75 ___ L ___ 0-2 ___ A
10-14-77 ___ W ___ 2-0 ___ N	11-15-03 ___ L ___ 2-3 ___ H	<b>TEXAS LUTHERAN (2-3)</b>	11-8-75 ___ L ___ 0-2 ___ N
11-5-77 ___ L ___ 0-2 ___ N	10-1-04 ___ L ___ 2-3 ___ A	<i>Home: 0-0; Away: 0-0; Neutral: 2-3</i>	11-14-75 ___ L ___ 0-2 ___ N
11-19-77 ___ L ___ 1-2 ___ N	10-23-04 ___ L ___ 2-3 ___ H	11-6-76 ___ W ___ 3-0 ___ N	11-5-76 ___ W ___ 2-0 ___ N
10-13-78 ___ L ___ 1-2 ___ N	10-22-05 ___ W ___ 3-2 ___ H	10-8-77 ___ L ___ 1-3 ___ N	11-4-77 ___ W ___ 2-0 ___ N
11-4-78 ___ L ___ 0-2 ___ N	11-21-05 ___ L ___ 0-3 ___ A	10-7-80 ___ W ___ 3-0 ___ N	9-15-78 ___ W ___ 2-0 ___ N
9-14-79 ___ W ___ 2-1 ___ N	10-4-06 ___ W ___ 3-2 ___ A	10-14-83 ___ L ___ 0-3 ___ N	11-3-78# ___ L ___ 2-0 ___ N
11-3-79 ___ W ___ 2-1 ___ N	11-18-06 ___ W ___ 3-0 ___ H	9-29-84 ___ L ___ 0-2 ___ N	11-3-79 ___ W ___ 2-0 ___ N
9-23-80 ___ W ___ 3-0 ___ H	9-19-07 ___ L ___ 0-3 ___ A		11-8-80 ___ W ___ 2-0 ___ N
9-27-80 ___ W ___ 3-0 ___ N	10-20-07 ___ L ___ 0-3 ___ H	<b>TEXAS-PAN AMERICAN (UTPA) (7-0)</b>	
10-13-80 ___ W ___ 3-1 ___ A	10-11-08 ___ L ___ 0-3 ___ H	<i>Home: 4-0; Away: 3-0; Neutral: 0-0</i>	<b>TOWSON (1-0)</b>
11-7-80 ___ L ___ 0-2 ___ A	11-26-08 ___ L ___ 0-3 ___ A	9-5-99 ___ W ___ 3-0 ___ H	9-7-12 ___ W ___ 3-0 ___ N
11-19-80 ___ W ___ 2-1 ___ N	9-19-09 ___ L ___ 0-3 ___ H	9-10-04 ___ W ___ 3-1 ___ H	
12-5-80 ___ L ___ 0-2 ___ H	11-22-09 ___ L ___ 0-3 ___ A	9-2-06 ___ W ___ 3-0 ___ A	<b>TULANE (3-0)</b>
10-29-81 ___ L ___ 1-3 ___ A	9-25-10 ___ L ___ 1-3 ___ A	9-20-08 ___ W ___ 3-0 ___ N	<i>Home: 0-0; Away: 0-0; Neutral: 3-0</i>
10-30-81 ___ L ___ 1-3 ___ N	10-27-10 ___ L ___ 0-3 ___ H	9-6-11 ___ W ___ 3-0 ___ A	11-19-76 ___ W ___ 2-0 ___ N
11-9-81 ___ L ___ 0-3 ___ H	10-19-11 ___ L ___ 2-3 ___ H	8-31-12 ___ W ___ 3-0 ___ H	11-18-77 ___ W ___ 2-0 ___ N
10-20-82 ___ L ___ 0-3 ___ A	11-2-11 ___ L ___ 0-3 ___ A	9-5-14 ___ W ___ 3-0 ___ A	10-2-94 ___ W ___ 3-0 ___ N
11-10-82 ___ L ___ 0-3 ___ H			
10-10-83 ___ L ___ 0-3 ___ H	<b>TEXAS-ARLINGTON (UTA) (16-18)</b>	<b>TEXAS -SAN ANTONIO (UTSA) (3-0)</b>	<b>TULSA (4-1)</b>
10-21-83 ___ L ___ 0-3 ___ A	<i>Home: 7-2; Away: 5-7; Neutral: 4-9</i>	<i>Home: 1-0; Away: 0-0; Neutral: 2-0</i>	<i>Home: 0-0; Away: 1-1; Neutral: 3-0</i>
11-7-83 ___ L ___ 0-3 ___ A	10-4-75 ___ L ___ 1-2 ___ N	11-2-90 ___ W ___ 3-0 ___ N	10-16-81 ___ W ___ 2-0 ___ A
10-21-84 ___ L ___ 2-3 ___ H	10-16-76 ___ W ___ 2-1 ___ N	8-29-97 ___ W ___ 3-0 ___ H	10-14-83 ___ W ___ 2-0 ___ N
11-12-84 ___ L ___ 1-3 ___ A	11-6-76 ___ W ___ 2-0 ___ N	10-28-10 ___ W ___ 3-1 ___ N	9-6-85 ___ W ___ 3-0 ___ N
10-20-85 ___ W ___ 3-2 ___ H	11-20-76 ___ L ___ 0-2 ___ N		11-3-90 ___ W ___ 3-0 ___ N
11-6-85 ___ L ___ 0-3 ___ A	9-24-77 ___ W ___ 1-2 ___ N	<b>TEXAS STATE (19-4)</b>	9-12-09 ___ L ___ 0-3 ___ A
10-1-86 ___ L ___ 1-3 ___ A	11-19-77 ___ L ___ 0-2 ___ N	<i>Home: 6-0; Away: 5-3; Neutral: 8-1</i>	
10-19-86 ___ L ___ 0-3 ___ H	9-16-78 ___ L ___ 0-2 ___ N	10-3-75 ___ W ___ 2-0 ___ N	<b>USIU (U.S. INTERNATIONAL) (1-1)</b>
10-25-87 ___ W ___ 3-2 ___ H	10-12-79 ___ L ___ 0-2 ___ N	10-14-77 ___ W ___ 2-0 ___ N	9-13-87 ___ L ___ 2-3 ___ A
11-15-87 ___ L ___ 1-3 ___ A	9-27-80 ___ L ___ 0-3 ___ N	11-5-77 ___ W ___ 2-0 ___ N	
9-30-88 ___ L ___ 1-2 ___ A	10-11-80 ___ L ___ 0-2 ___ N	11-11-80 ___ W ___ 2-0 ___ N	<b>UC DAVIS (0-1)</b>
11-4-88 ___ L ___ 0-3 ___ H	11-7-80 ___ L ___ 0-2 ___ N	9-3-83 ___ W ___ 3-0 ___ H	9-3-10 ___ L ___ 0-3 ___ N
10-15-89 ___ W ___ 3-0 ___ H	10-10-81 ___ L ___ 1-2 ___ N	9-28-84 ___ W ___ 2-1 ___ N	
11-9-89 ___ W ___ 3-2 ___ A	9-2-83 ___ W ___ 3-2 ___ H	10-19-84 ___ W ___ 3-0 ___ H	<b>UC IRVINE (2-1-1)</b>
10-10-90 ___ W ___ 3-1 ___ A	9-3-83 ___ L ___ 2-2 ___ H	11-13-87 ___ L ___ 1-3 ___ A	<i>Home: 0-0; Away: 1-0; Neutral: 1-1-1</i>
11-1-90 ___ W ___ 3-1 ___ H	10-6-83 ___ L ___ 1-3 ___ A	10-16-88 ___ W ___ 3-2 ___ A	9-22-78 ___ T ___ 1-1 ___ N
10-23-91 ___ W ___ 3-0 ___ H	10-15-85 ___ L ___ 0-3 ___ A	9-23-89 ___ W ___ 3-0 ___ N	9-23-83 ___ L ___ 0-2 ___ N
11-20-91 ___ W ___ 3-0 ___ A	10-22-86 ___ W ___ 3-1 ___ H	11-10-89 ___ W ___ 3-2 ___ A	9-9-89 ___ W ___ 3-2 ___ A
9-23-92 ___ W ___ 3-1 ___ H	11-5-86 ___ L ___ 0-3 ___ A	11-12-90 ___ W ___ 3-0 ___ H	8-31-90 ___ W ___ 3-0 ___ N
10-21-92 ___ W ___ 3-1 ___ A	9-25-87 ___ L ___ 1-3 ___ A	10-19-91 ___ W ___ 3-0 ___ A	
9-22-93 ___ L ___ 0-3 ___ A	9-25-88 ___ L ___ 0-3 ___ H	11-16-92 ___ W ___ 3-1 ___ H	<b>UCLA (0-1)</b>
10-20-93 ___ L ___ 0-3 ___ H	10-4-89 ___ L ___ 1-3 ___ A	11-13-93 ___ L ___ 0-3 ___ A	9-11-81 ___ L ___ 0-2 ___ N
9-21-94 ___ W ___ 3-0 ___ H	10-6-90 ___ W ___ 3-0 ___ A	10-15-94 ___ W ___ 3-1 ___ H	
10-19-94 ___ L ___ 0-3 ___ A	12-1-90 ___ W ___ 3-0 ___ A	10-22-95 ___ W ___ 3-0 ___ A	<b>UC RIVERSIDE (1-1)</b>
10-7-95 ___ L ___ 0-3 ___ A	9-4-91 ___ W ___ 3-2 ___ H	9-2-06 ___ W ___ 3-0 ___ N	<i>Home: 0-0; Away: 0-0; Neutral: 1-1</i>
11-3-95 ___ L ___ 1-3 ___ H	9-11-92 ___ W ___ 3-0 ___ H	9-5-08 ___ L ___ 0-3 ___ N	9-22-78 ___ L ___ 1-2 ___ N
11-19-95 ___ L ___ 0-3 ___ N	10-31-92 ___ L ___ 0-3 ___ A	9-2-09 ___ L ___ 0-3 ___ A	8-30-13 ___ W ___ 3-0 ___ N
10-6-96 ___ L ___ 0-3 ___ A	9-8-93 ___ W ___ 3-0 ___ H	9-4-10 ___ W ___ 3-2 ___ N	
11-8-96 ___ L ___ 2-3 ___ H	10-30-93 ___ W ___ 3-2 ___ A	9-17-13 ___ W ___ 3-2 ___ A	<b>UC SANTA BARBARA (UCSB) (0-4)</b>
10-4-97 ___ L ___ 1-3 ___ H	10-1-94 ___ W ___ 3-0 ___ A	9-12-14 ___ W ___ 3-2 ___ H	<i>Home: 1-0; Away: 0-0; Neutral: 0-3</i>
11-7-97 ___ W ___ 3-2 ___ A	11-9-94 ___ W ___ 3-1 ___ H		11-28-92 ___ L ___ 0-3 ___ N
9-25-98 ___ L ___ 0-3 ___ H	11-5-95 ___ L ___ 0-3 ___ A	<b>TEXAS WESLEYAN (6-0)</b>	9-1-95 ___ L ___ 0-3 ___ N
11-1-98 ___ W ___ 3-1 ___ A	9-9-00 ___ W ___ 3-0 ___ H	<i>Home: 1-0; Away: 2-0; Neutral: 3-0</i>	9-12-98 ___ L ___ 0-3 ___ H
9-29-99 ___ L ___ 0-3 ___ H	8-30-08 ___ W ___ 3-1 ___ N	10-4-75 ___ W ___ 2-0 ___ N	9-4-04 ___ L ___ 0-3 ___ N
11-3-99 ___ L ___ 0-3 ___ A	9-10-11 ___ W ___ 3-0 ___ A	10-24-75 ___ W ___ 2-0 ___ N	
10-11-00 ___ L ___ 0-3 ___ A		11-8-75 ___ W ___ 2-0 ___ N	<b>UM-BALTIMORE COUNTY (1-0)</b>
11-18-00 ___ W ___ 3-2 ___ H	<b>TEXAS A&amp;M-CORPUS CHRISTI (3-0)</b>	10-2-76 ___ W ___ 2-0 ___ A	9-4-98 ___ W ___ 3-0 ___ N
10-10-01 ___ L ___ 1-3 ___ H	<i>Home: 1-0; Away: 1-0; Neutral: 1-0</i>	11-4-77 ___ W ___ 2-0 ___ A	
11-24-01 ___ L ___ 0-3 ___ A	9-9-00 ___ W ___ 3-0 ___ H	9-2-83 ___ W ___ 3-0 ___ H	



# NON-CONFERENCE SERIES RECORDS

## UNLV (2-1)

Home: 1-0; Away: 0-1; Neutral: 1-0

9-13-96 \_\_\_\_ W \_\_\_\_ 3-0 \_\_\_\_ H  
9-7-02 \_\_\_\_ L \_\_\_\_ 1-3 \_\_\_\_ A  
8-25-07 \_\_\_\_ W \_\_\_\_ 3-1 \_\_\_\_ N

## UTAH (2-8-1)

Home: 0-2; Away: 1-2; Neutral: 1-5-1

9-25-77 \_\_\_\_ L \_\_\_\_ 1-2 \_\_\_\_ H  
11-4-77 \_\_\_\_ L \_\_\_\_ 0-2 \_\_\_\_ N  
11-5-77 \_\_\_\_ L \_\_\_\_ 1-2 \_\_\_\_ N  
9-29-78 \_\_\_\_ L \_\_\_\_ 0-2 \_\_\_\_ N  
9-21-79 \_\_\_\_ T \_\_\_\_ 1-1 \_\_\_\_ N  
9-29-79 \_\_\_\_ W \_\_\_\_ 2-1 \_\_\_\_ N  
9-22-84 \_\_\_\_ L \_\_\_\_ 0-2 \_\_\_\_ N  
9-1-88 \_\_\_\_ W \_\_\_\_ 3-1 \_\_\_\_ A  
9-4-99 \_\_\_\_ L \_\_\_\_ 1-2 \_\_\_\_ H  
11-30-00 \_\_\_\_ L \_\_\_\_ 2-3 \_\_\_\_ N  
9-1-01 \_\_\_\_ L \_\_\_\_ 1-3 \_\_\_\_ A  
11-29-01 \_\_\_\_ L \_\_\_\_ 0-3 \_\_\_\_ A

## UTAH STATE (1-5)

Home: 1-0; Away: 0-0; Neutral: 0-5

9-23-77 \_\_\_\_ L \_\_\_\_ 0-2 \_\_\_\_ N  
10-1-77 \_\_\_\_ L \_\_\_\_ 0-3 \_\_\_\_ N  
9-11-82 \_\_\_\_ L \_\_\_\_ 1-2 \_\_\_\_ N  
9-23-82 \_\_\_\_ L \_\_\_\_ 0-2 \_\_\_\_ N  
9-22-83 \_\_\_\_ L \_\_\_\_ 1-2 \_\_\_\_ N  
8-28-15 \_\_\_\_ W \_\_\_\_ 3-0 \_\_\_\_ H

## UT-CHATANOOGA (1-0)

9-5-97 \_\_\_\_ W \_\_\_\_ 3-0 \_\_\_\_ N

## UTEP (21-3)

Home: 8-0; Away: 8-2; Neutral: 5-1

9-11-76 \_\_\_\_ W \_\_\_\_ 2-0 \_\_\_\_ N  
10-2-81 \_\_\_\_ L \_\_\_\_ 2-3 \_\_\_\_ A  
11-6-81 \_\_\_\_ L \_\_\_\_ 0-3 \_\_\_\_ N  
9-3-82 \_\_\_\_ W \_\_\_\_ 2-1 \_\_\_\_ H  
9-11-82 \_\_\_\_ W \_\_\_\_ 2-0 \_\_\_\_ N  
9-10-83 \_\_\_\_ W \_\_\_\_ 3-0 \_\_\_\_ N  
11-5-83 \_\_\_\_ W \_\_\_\_ 3-0 \_\_\_\_ N  
9-18-88 \_\_\_\_ W \_\_\_\_ 3-1 \_\_\_\_ A  
9-22-90 \_\_\_\_ W \_\_\_\_ 3-0 \_\_\_\_ H  
11-3-90 \_\_\_\_ W \_\_\_\_ 3-0 \_\_\_\_ A  
9-6-91 \_\_\_\_ W \_\_\_\_ 3-1 \_\_\_\_ H  
9-15-91 \_\_\_\_ W \_\_\_\_ 3-0 \_\_\_\_ A  
10-16-92 \_\_\_\_ W \_\_\_\_ 3-0 \_\_\_\_ H  
10-13-93 \_\_\_\_ L \_\_\_\_ 2-3 \_\_\_\_ A  
9-7-94 \_\_\_\_ W \_\_\_\_ 3-0 \_\_\_\_ H  
11-10-95 \_\_\_\_ W \_\_\_\_ 3-0 \_\_\_\_ A  
9-17-99 \_\_\_\_ W \_\_\_\_ 3-0 \_\_\_\_ N  
10-30-00 \_\_\_\_ W \_\_\_\_ 3-1 \_\_\_\_ H  
9-7-01 \_\_\_\_ W \_\_\_\_ 3-0 \_\_\_\_ H  
11-6-01 \_\_\_\_ W \_\_\_\_ 3-1 \_\_\_\_ A  
9-9-03 \_\_\_\_ W \_\_\_\_ 3-2 \_\_\_\_ A  
9-10-04 \_\_\_\_ W \_\_\_\_ 3-0 \_\_\_\_ H  
8-25-06 \_\_\_\_ W \_\_\_\_ 3-2 \_\_\_\_ A  
9-15-15 \_\_\_\_ W \_\_\_\_ 3-0 \_\_\_\_ A

## UW-MILWAUKEE (1-0)

9-5-98 \_\_\_\_ W \_\_\_\_ 3-0 \_\_\_\_ N

## VILLANOVA (1-0)

8-31-07 \_\_\_\_ W \_\_\_\_ 3-2 \_\_\_\_ H

## VIRGINIA (1-1)

Home: 1-0; Away: 0-0; Neutral: 0-1

9-14-96 \_\_\_\_ W \_\_\_\_ 3-0 \_\_\_\_ H  
8-24-07 \_\_\_\_ L \_\_\_\_ 1-3 \_\_\_\_ N

## WASHINGTON (0-1)

12-4-96 \_\_\_\_ L \_\_\_\_ 0-3 \_\_\_\_ A

## WASHINGTON STATE (0-2)

Home: 0-1; Away: 0-1; Neutral: 0-0

9-6-13 \_\_\_\_ L \_\_\_\_ 0-3 \_\_\_\_ A  
9-18-15 \_\_\_\_ L \_\_\_\_ 0-3 \_\_\_\_ H

## WEBER STATE (7-2)

Home: 1-0; Away: 1-0; Neutral: 5-2

9-30-77 \_\_\_\_ W \_\_\_\_ 2-0 \_\_\_\_ N  
9-26-80 \_\_\_\_ W \_\_\_\_ 2-0 \_\_\_\_ N  
9-20-84 \_\_\_\_ W \_\_\_\_ 2-0 \_\_\_\_ N  
9-3-88 \_\_\_\_ L \_\_\_\_ 0-3 \_\_\_\_ N  
9-3-88 \_\_\_\_ L \_\_\_\_ 0-3 \_\_\_\_ N  
10-28-89 \_\_\_\_ W \_\_\_\_ 3-1 \_\_\_\_ N  
9-11-93 \_\_\_\_ W \_\_\_\_ 3-1 \_\_\_\_ N  
8-31-13 \_\_\_\_ W \_\_\_\_ 3-1 \_\_\_\_ A  
9-19-14 \_\_\_\_ W \_\_\_\_ 3-2 \_\_\_\_ H

## WEST TEXAS A&M (37-5)

Home: 8-2; Away: 3-2; Neutral: 26-1

9-16-75 \_\_\_\_ L \_\_\_\_ 0-2 \_\_\_\_ A  
9-27-75 \_\_\_\_ L \_\_\_\_ 1-2 \_\_\_\_ H  
10-8-75 \_\_\_\_ L \_\_\_\_ 1-2 \_\_\_\_ H  
10-30-75 \_\_\_\_ W \_\_\_\_ 2-0 \_\_\_\_ N  
10-31-75 \_\_\_\_ W \_\_\_\_ 1-0 \_\_\_\_ H  
9-14-76 \_\_\_\_ W \_\_\_\_ 2-0 \_\_\_\_ N  
9-23-76 \_\_\_\_ W \_\_\_\_ 2-0 \_\_\_\_ A  
9-25-76 \_\_\_\_ W \_\_\_\_ 2-0 \_\_\_\_ H  
10-30-76 \_\_\_\_ W \_\_\_\_ 2-0 \_\_\_\_ N  
11-6-76 \_\_\_\_ W \_\_\_\_ 2-0 \_\_\_\_ N  
10-4-77 \_\_\_\_ W \_\_\_\_ 2-0 \_\_\_\_ N  
10-18-77 \_\_\_\_ W \_\_\_\_ 3-0 \_\_\_\_ N  
10-20-77 \_\_\_\_ W \_\_\_\_ 3-1 \_\_\_\_ N  
10-29-77 \_\_\_\_ W \_\_\_\_ 3-0 \_\_\_\_ N  
9-9-78 \_\_\_\_ W \_\_\_\_ 2-1 \_\_\_\_ H  
9-12-78 \_\_\_\_ W \_\_\_\_ 3-1 \_\_\_\_ A  
10-10-78 \_\_\_\_ W \_\_\_\_ 2-0 \_\_\_\_ N  
11-3-78# \_\_\_\_ L \_\_\_\_ 2-0 \_\_\_\_ N  
9-11-79 \_\_\_\_ W \_\_\_\_ 3-0 \_\_\_\_ H  
10-22-79 \_\_\_\_ W \_\_\_\_ 3-0 \_\_\_\_ N  
11-2-79 \_\_\_\_ W \_\_\_\_ 2-0 \_\_\_\_ N  
11-16-79 \_\_\_\_ W \_\_\_\_ 2-1 \_\_\_\_ N  
9-22-80 \_\_\_\_ W \_\_\_\_ 3-0 \_\_\_\_ N  
10-29-80 \_\_\_\_ W \_\_\_\_ 3-0 \_\_\_\_ N  
10-30-80 \_\_\_\_ W \_\_\_\_ 2-0 \_\_\_\_ N  
9-4-81 \_\_\_\_ W \_\_\_\_ 2-0 \_\_\_\_ H  
9-30-81 \_\_\_\_ W \_\_\_\_ 3-0 \_\_\_\_ H  
11-4-81 \_\_\_\_ W \_\_\_\_ 3-1 \_\_\_\_ N

11-13-81 \_\_\_\_ W \_\_\_\_ 3-0 \_\_\_\_ N  
9-16-82 \_\_\_\_ W \_\_\_\_ 3-0 \_\_\_\_ N  
11-17-82 \_\_\_\_ W \_\_\_\_ 3-0 \_\_\_\_ N  
9-3-83 \_\_\_\_ W \_\_\_\_ 3-1 \_\_\_\_ H  
9-14-83 \_\_\_\_ W \_\_\_\_ 3-1 \_\_\_\_ N  
11-3-83 \_\_\_\_ W \_\_\_\_ 3-1 \_\_\_\_ N  
11-4-83 \_\_\_\_ L \_\_\_\_ 1-3 \_\_\_\_ A  
9-9-84 \_\_\_\_ W \_\_\_\_ 3-1 \_\_\_\_ H  
9-9-84 \_\_\_\_ W \_\_\_\_ 3-0 \_\_\_\_ H  
9-17-84 \_\_\_\_ W \_\_\_\_ 3-0 \_\_\_\_ A  
10-6-84 \_\_\_\_ W \_\_\_\_ 3-0 \_\_\_\_ N  
10-24-84 \_\_\_\_ W \_\_\_\_ 3-0 \_\_\_\_ N  
9-8-85 \_\_\_\_ W \_\_\_\_ 3-0 \_\_\_\_ N  
10-2-85 \_\_\_\_ W \_\_\_\_ 3-0 \_\_\_\_ N

## WESTERN KENTUCKY (1-0)

9-18-88 \_\_\_\_ W \_\_\_\_ 3-0 \_\_\_\_ N

## WICHITA STATE (4-2)

Home: 1-0; Away: 0-0; Neutral: 3-2

11-9-79 \_\_\_\_ W \_\_\_\_ 2-0 \_\_\_\_ N  
9-2-89 \_\_\_\_ W \_\_\_\_ 3-2 \_\_\_\_ H  
11-7-92 \_\_\_\_ W \_\_\_\_ 3-0 \_\_\_\_ N  
8-31-96 \_\_\_\_ W \_\_\_\_ 3-1 \_\_\_\_ N  
9-3-04 \_\_\_\_ L \_\_\_\_ 1-3 \_\_\_\_ N  
8-27-05 \_\_\_\_ L \_\_\_\_ 0-3 \_\_\_\_ N

## WILLIAM & MARY (2-0)

Home: 0-0; Away: 1-0; Neutral: 1-0

9-20-97 \_\_\_\_ W \_\_\_\_ 3-0 \_\_\_\_ N  
9-2-98 \_\_\_\_ W \_\_\_\_ 3-0 \_\_\_\_ A

## WINTHROP (1-0)

9-6-03 \_\_\_\_ W \_\_\_\_ 3-1 \_\_\_\_ N

## WISCONSIN (2-1)

Home: 0-0; Away: 0-0; Neutral: 2-1

10-16-81 \_\_\_\_ W \_\_\_\_ 2-0 \_\_\_\_ N  
9-9-88 \_\_\_\_ L \_\_\_\_ 2-3 \_\_\_\_ N  
8-31-91 \_\_\_\_ W \_\_\_\_ 3-0 \_\_\_\_ N

## WRIGHT STATE (2-0)

Home: 1-0; Away: 0-0; Neutral: 1-0

9-4-99 \_\_\_\_ W \_\_\_\_ 3-0 \_\_\_\_ H  
9-8-06 \_\_\_\_ W \_\_\_\_ 3-1 \_\_\_\_ N

## WYOMING (4-1)

Home: 0-0; Away: 1-1; Neutral: 3-0

9-30-78 \_\_\_\_ W \_\_\_\_ 2-0 \_\_\_\_ N  
9-20-84 \_\_\_\_ W \_\_\_\_ 2-1 \_\_\_\_ N  
9-26-85 \_\_\_\_ L \_\_\_\_ 0-3 \_\_\_\_ A  
11-26-88 \_\_\_\_ W \_\_\_\_ 3-1 \_\_\_\_ N  
10-16-05 \_\_\_\_ W \_\_\_\_ 3-0 \_\_\_\_ A

## XAVIER (1-0)

9-1-00 \_\_\_\_ W \_\_\_\_ 3-0 \_\_\_\_ N

## ZHEJIANG, CHINA (EXHIB.) (1-0)

10-21-14 \_\_\_\_ L \_\_\_\_ 2-3 \_\_\_\_ H

## TEAM RECORDS

### WON-LOSS RECORDS

Most Matches Won: ..... 56 (of 63) in 1976  
 Most Games Won: ..... 92 (of 108) in 1990  
 Fewest Matches Won: ..... 2 in 2009  
 Consec. Matches Won: ..... 25 (9/10-10/9) in 1976  
 Consecutive Home Matches won: ..... 23  
 (10/31/75-9/25/77)  
 Consecutive Matches Lost: ..... 24  
 (9/12/09-8/28/10)  
 Consecutive Games Won: ..... 26 (11/1/90-11/30/90)  
 Most Games Lost: ..... 104 (of 180) in 1983  
 Most Matches Lost: ..... 36 (of 64) in 1981  
 Best Match Winning Pct.: ..... .909 (30-3) in 1990  
 Game Winning Pct.: ..... .852 (91-16) in 1990

### SEASON RECORDS

Most Kills: ..... 2,060 (123 games) in 2000  
 Attempts: ..... 5,300 (123 games) in 2000  
 Hitting Percentage: ..... .247 (11 games) in 1998  
 Assists: ..... 1,891 (123 games) in 2000  
 Assists Per Game: ..... 14.69 (111 games) in 1998  
 Service Aces: ..... 244 (117 games) in 1988  
 Digs: ..... 2,342 (122 games) in 1989  
 Solo Blocks: ..... 140 (114 games) in 1991  
 Block Assists: ..... 479 (121 games) in 1996  
 Total Blocks: ..... 526 (108 games) in 1990

### SINGLE MATCH RECORDS

Most Kills: ..... 108 vs. Colorado (11/13/99)  
 Kill Attempts: ..... 279 vs. Texas A&M (11/18/00)  
 Hitting Pct.: ..... .586 vs. Cent. Michigan (9/19/98)  
 Assists: ..... 98, three times  
 Assists Per Game: ..... 24.5 vs. Baylor (11/27/96)  
 Service Aces: ..... 19 vs. Oral Roberts (9/5/86)  
 Digs: ..... 141 vs. Texas A&M (11/9/89)  
 Solo Blocks: ..... 12, three times  
 Block Assists: ..... 37 at New Mexico (9/26/11)  
 Total Blocks: ..... 30.5 vs. Baylor (10/5/83)

### TOP-10 TTU OFFENSIVE MATCHES

(Hitting percentage)

.586 (43-2-70) ..... vs. Central Michigan, 9/19/98  
 .529 (50-4-78) ..... at Oklahoma, 11/28/98  
 .526 (50-9-78) ..... vs. Iowa State, 10/23/98  
 .507 (45-8-73) ..... vs. SMU, 8/30/96  
 .492 (39-8-63) ..... vs. Georgia Southern, 9/6/97  
 .488 (73-11-127) ..... vs. Liberty, 9/1/00  
 .487 (48-5-88) ..... at Texas-El Paso, 11/3/90  
 .486 (42-8-70) ..... vs. Northeastern, 9/5/15  
 .482 (49-8-85) ..... vs. Belmont, 9/11/98  
 .479 (51-5-96) ..... vs. South Dakota State, 9/5/15

### LOW-5 TTU OFFENSIVE MATCHES

(Hitting percentage)

-.056 (22-27-89) ..... vs. Texas, 10/9/88  
 -.053 (25-30-94) ..... at Iowa State, 10/4/05  
 -.031 (27-30-88) ..... vs. Weber State, 9/3/88  
 -.019 (31-33-107) ..... vs. Nebraska, 10/29/05  
 .000 (34-34-130) ..... vs. Nevada, 10/13/95

### TOP-10 OPPONENT'S HITTING VS. TECH

(Hitting percentage)

.483 (51-8-89) ..... at Texas, 11/14/12  
 .472 (38-4-72) ..... at Texas, 10/10/86  
 .470 (56-9-100) ..... at Kansas State, 9/17/05  
 .461 (43-8-76) ..... at Iowa State, 10/4/05  
 .441 (47-6-93) ..... at Iowa State, 10/6/10  
 .423 (55-14-97) ..... at Kansas, 10/30/10  
 .412 (42-9-80) ..... at Texas, 10/16/10  
 .411 (49-10-95) ..... vs. Mississippi, 8/21/10  
 .407 (40-5-86) ..... vs. Texas, 11/16/13  
 .390 (52-13-100) ..... at Nebraska, 10/20/10

### LOW-5 OPPONENT'S MATCHES VS. TECH

(Hitting percentage)

-.155 (11-22-71) ..... vs. Grambling State, 8/27/11  
 -.131 (16-27-84) ..... vs. UT-Pan American, 9/5/99  
 -.114 (18-27-79) ..... vs. Prairie View A&M, 9/16/11  
 -.093 (11-16-54) ..... vs. at Oklahoma, 10/16/99  
 -.082 (19-26-85) ..... vs. SW Texas State, 9/23/89

## ERAS OF VOLLEYBALL

1895: W. G. Morgan (1870-1942) created the game of volleyball in Holyoke, Massachusetts for the YMCA.

1900: A special ball was designed for the sport.

1916: In the Philippines, an offensive style of passing the ball in a high trajectory to be struck by another player (the set and spike) were introduced.

1917: The game was changed from 21 to 15 points and teams must win each game by 2 points.

1920s: There are unconfirmed whispers of men's teams playing on the beach in Hawai'i, but most accounts place the sport's origin in Santa Monica, California where the first volleyball courts are put up on the beach at the playground. Families play 6 against 6.

1920: Three hits per side and back row attack rules were instituted.

1928: It became clear that tournaments and rules were needed, the United States Volleyball Association (USVBA, now USA Volleyball) was formed. The first U.S. Open was staged, as the field was open to non-YMCA squads.

1934: The approval and recognition of national volleyball referees.

1964: Volleyball was introduced to the Olympic games in Tokyo.

1975: Texas Tech's Women's Athletic Department begins to sponsor volleyball as a member of AIAW.

1975: The U.S. national women's team began a year-round training program in Pasadena, Texas (moved to Colorado Springs in 1979, Coto de Caza and Fountain Valley, Calif. in 1980, and San Diego in 1985).

1981: The NCAA begins sponsoring women's volleyball (among other sports), but Tech (and others) join in 1982.

1984: The U.S. won their first medals at the Olympics in Los Angeles. The men won the gold, and the women earned the silver.

1985: In NCAA play, all matches are determined by a best-of-five with side-out scoring to 15 in the first four games and rally-scoring in the final game as the format. Prior to this date, games were decided in two-out-of-three, three-out-of-five (most tournament championships) or occasionally after one game was won. This ultimately failed because fans never knew when they should go home, so someone ambitiously decided to formalize the length of an official NCAA volleyball match.

1986: The Women's Professional Volleyball Association (WPVA) was formed.

1996: Two-person beach volleyball debuted as an Olympic Sport.

1998: For the first time in the FIVB World tour, men and women players are rewarded at the same level with \$170,000 in total prize money per open event.

2001: In NCAA play, rally scoring replaces the side-out scoring system and matches are determined by a best-of-five, 30-point game format for the first 4, 15 for the final.

2002: In NCAA play, the libero position is sanctioned, thereby making a paid for college education as a volleyball player truly viable for non-setters who stand less than 5'-6" tall and who don't mind wearing a different uniform than the rest of their teammates. Substitutions for the defensive specialist position are unlimited, but she cannot serve except in really rare situations which are not terribly important to explain because...

2004: In NCAA play, the libero may now serve when that spot in the rotation on the floor is reached.

2008: In NCAA play, games are no longer referred to as games, being replaced by the much shorter word, sets, and sets 1-4 are now determined at 25 points.

Throughout time, there have been as many as 18 substitutions allowed per match and as few as 12, which is the number allowed each match currently.

*Compiled by Jody Roginson*

## INDIVIDUAL CAREER RECORDS

### HITTING PERCENTAGE

(Minimum 900 career attacks)

1. Philister Sang (2005-06)	.441
(973 Kills-408 Errors-2577 Attacks)	
2. Lori Garber (1998-1999)	.323
(707 Kills-234 Errors-1464 Attacks)	
3. Jill Burness (1995-1996)	.319
(633 Kills-192 Errors-1382 Attacks)	
4. Sonia Moric (1995-1998)	.299
(417 Kills-144 Errors-912 Attacks)	
5. Alicia Ostmeyer (2006-2007)	.265
(407 Kills-159 Errors-935 Attacks)	
6. Colleen Smith (1999-2000)	.265
(918 Kills-325 Errors-2232 Attacks)	
7. Brande Brown (1993-97)	.262
(1083 Kills-401 Errors-2600 Attacks)	
8. (Erica Ruegg (1990-93)	.256
(956 Kills-336 Errors-2426 Attacks)	
9. Aubree Piper (2010-13)	.249
(740 Kills-271 Errors-1881 Attacks)	
10. Lisa Hilgers (1995-98)	.247
(384 Kills-124 Errors-1054 Attacks)	

### KILLS

1. Kelly Johnson (2001-04)	1,925
2. Amanda Dowdy (2008-11)	1,495
3. Melissa McGehee (1999-02)	1,333
4. Brande Brown (1994-97)	1,083
5. Cristine Martin (1993-97)	1,046
6. Lisa Clark (1987-90)	1,039
7. Sabrina Zenon (1988-91)	1,014
8. Breeann David (2011-14)	1,011
9. Lacy Nye (1993-96)	1,005
10. Philister Sang (2005-06)	973

### ATTACK ATTEMPTS

1. Kelly Johnson (2001-04)	5,142
2. Amanda Dowdy (2008-11)	4,268
3. Melissa McGehee (1999-02)	3,368
4. Cristine Martin (1993-97)	3,181
5. Sabrina Zenon (1988-91)	2,969
6. Ann Romjue (1989-02)	2,896
7. Kim Gosselin (1989-92)	2,839
8. Breeann david (2011-14)	2,799
9. Lisa Clark (1987-90)	2,769
10. Lacy Nye (1993-96)	2,710

### ASSISTS PER SET AVERAGE

1. Skydra Orzen (1998-01)	13.47
2. Lisa Hilgers (1995-98)	12.50
3. Laura Grote (2000-04)	11.07
4. Ginger Carter (1991-94)	9.72
5. Emily Ruetter (2012-14)	9.69
6. Sheila Solluman (1987-90)	9.06
7. Emily Ziegler (2004-07)	8.59
8. Karlyn Meyers (2008-11)	7.90
9. Mary Loescher (1985-87)	7.34
10. Wendy Swanson (1993-94)	5.64

### TOTAL ASSISTS

1. Lisa Hilgers (1995-98)	5,811
2. Skydra Orzen (1998-01)	4,802
3. Laura Grote (2000-04)	3,653
4. Ginger Carter (1991-94)	3,598
5. Sheila Solomon (1987-90)	3,307
6. Karlyn Meyers (2008-11)	2,908
7. Emily Ruetter (2012-14)	2,772
8. Emily Ziegler (2004-07)	2,440
9. Mary Loescher (1985-87)	2,339
10. Rochelle Kaa'iai (1989-92)	1,676

### SERVICE ACES

1. Heather Hughes-Justine (1997-01)	191
2. Cristine Martin (1993-97)	165
3. Lisa Clark (1987-90)	147
4. Chris Martin (1988-91)	146
5. Sheila Solomon (1987-90)	135
6. Kelly Johnson (2001-04)	119
7. Lisa Hilgers (1995-98)	112
Ann Romjue (1999-02)	112
9. Rochelle Kaa'iai (1989-92)	109
10. Emily Ziegler (2004-07)	106

### DIGS

1. Rachel Brummitt (2012-14)	1,624
2. Lisa Hilgers (1995-98)	1,583
3. Ann Romjue (1999-02)	1,520
4. Cristine Martin (1993-97)	1,323
5. Melissa McGehee (1999-02)	1,270
6. Jenn (Harrell) Goehry (2006-09)	1,229
7. Skydra Orzen (1998-01)	1,221
8. Chris Martin (1988-91)	1,152
9. Sheila Solomon (1987-90)	1,139
10. Sabrina Zenon (1988-91)	1,131

### SOLO BLOCKS

1. Erica Ruegg (1990-93)	138
2. Susan Kelly McGuire (1985-88)	124
3. Lisa Clark (1987-90)	123
4. Stacey Blassingame (1983-85)	112
5. Chris Martin (1988-91)	105
6. Jennifer Cohn (1992-95)	98
7. Karli Ohland (1983-84)	90
8. Megan McGuire (1982-83)	85
9. Allison Hetterich (1983-86)	75
10. Jill Burness (1995-96)	68

### BLOCK ASSISTS

1. Erica Ruegg (1990-93)	342
2. Lisa Clark (1987-90)	318
3. Susan Kelly McGuire (1985-88)	314
4. Mikia Mills (2011-14)	288
5. Chris Martin (1988-91)	268
6. Amy Charlebois Gandy (2004-07)	261
7. Megan McGuire (1982-83)	254
8. Karri Ohland (1983-84)	236
9. Brande Brown (1994-97)	232
10. Miara Cave (2009-12)	221
Aubree Piper (2010-13)	221

### TOTAL BLOCKS

1. Erica Ruegg (1990-93)	475
2. Lisa Clark (1987-90)	441
3. Susan Kelly McGuire (1985-88)	438
4. Jennifer Cohn (1992-95)	407
5. Chris Martin (1988-91)	373
6. Megan McGuire (1982-83)	339
Stacy Blasingame (1983-84)	329
8. Kari Ohland (1983-84)	326
9. Mikia Mills (2011-14)	318
10. Amy Charlesbois Gandy (2004-07)	315

### MATCHES PLAYED

1. Kristen Sparks (1989-92)	180
2. Courtney Thames (1993-96)	141
3. Lisa Hilgers (1995-98)	135
4. Heather Hughes-Justice (1997-01)	133
5. Cristine Martin (1993-97)	129
Chris Martin (1989-92)	129
7. Kim Gosselin (1989-92)	128
8. Kristen Holmes (1995-98)	126
9. Lisa Clark (1987-90)	124
10. Diane Owens (1992-95)	123
Rochell Kaa'iai (1989-92)	123



# INDIVIDUAL SINGLE-SEASON RECORDS

## HITTING PERCENTAGE

(Minimum 250 attacks)

1. Lauren Douglass (2015)	.377
(280 Kills-63 Errors-576 Attacks)	
2. Yolanda Cumbess (2001)	.358
(168 Kills-45 Errors-344 Attacks)	
3. Lisa Hilgers (1998)	.348
(128 Kills-27 Errors-290 Attacks)	
4. Lori Garber (1998)	.346
(347 Kills-106 Error-697 Attacks)	
5. Jill Burness (1996)	.330
(427 Kills-126 Errors-912 Attacks)	
6. Janelle Jones (2000)	.329
(271 Kills-83 Errors-571 Attacks)	
7. Brande Brown (1997)	.315
(431 Kills-133 Errors-945 Attacks)	
8. Chris Martin (1991)	.312
(269 Kills-69 Errors-656 Attacks)	
Aubree Piper (2012)	.312
(156 Kills-41 Errors-369 Attacks)	
10. Sonia Moric (1998)	.306
(239 Kills-79 Errors-523 Attacks)	

## KILLS

1. Colleen Smith (2000)	560
2. Kelly Johnson (2003)	559
3. Kelly Johnson (2002)	519
4. Philister Sang (2005)	500
5. Philister Sang (2006)	473
Melissa McGehee (2000)	473
7. Kelly Johnson (2004)	454
Amanda Dowdy (2011)	454
9. Brande Brown (1997)	431
10. Jill Burness (1996)	427

## ATTACK ATTEMPTS

1. Kelly Johnson (2003)	1,503
2. Philister Sang (2005)	1,376
Amanda Dowdy (2011)	1,376
4. Colleen Smith (2000)	1,370
5. Kelly Johnson (2004)	1,293
6. Kelly Johnson (2002)	1,292
7. Amanda Dowdy (2010)	1,286
8. Philister Sang (2006)	1,201
9. Jenna Allen (2014)	1,143
10. Melissa McGehee (2000)	1,090

## ASSISTS

1. Skydra Orzen (2001)	1,665
2. Skydra Orzen (2000)	1,652
3. Lisa Hilgers (1995)	1,537
4. Lisa Hilgers (1996)	1,453
5. Lisa Hilgers (1997)	1,430
6. Skydra Ozen (1999)	1,394
7. Lisa Hilgers (1998)	1,391
8. Laura Grote (2002)	1,379
9. Laura Grote (2003)	1,276
10. Ginger Carter (1993)	1,206

## ASSISTS AVERAGE

1. Skydra Orzen (2000)	14.12
2. Skydra Orzen (2001)	13.99
3. Laura Grote (2002)	13.26
4. Lisa Hilgers (1998)	13.25
5. Skydra Orzen (1999)	12.79
6. Lisa Hilgers (1996)	12.53
7. Lisa Hilgers (1995)	12.30
8. Lisa Hilgers (1997)	12.02
9. Laura Grote (2003)	11.81
10. Ginger Carter (1994)	11.53

## SERVICE ACES

1. Heather Hughes-Justice (2000)	75
2. Cristine Martin (1996)	55
3. Gracie Santana (1988)	53
4. Emily Ziegler (2006)	52
Desiree Batista (2004)	52
6. Chris Martin (1991)	49
7. Cristine Martin (1994)	48
8. Kelly Johnson (2002)	46
9. Connie Helton (1988)	45
10. Susan Kelly-McGuire (1988)	43
Kelley Bronk (1987)	43

## DIGS

1. Rachel Brummitt (2013)	604
2. Rachel Brummitt (2012)	510
Rachel Brummitt (2014)	510
4. Carlie Foust (2015)	491
5. Melissa McGehee (2000)	448
6. Ann Romjue (2000)	445
7. Desiree Batista (2005)	444
8. Lisa Hilgers (1997)	442
9. Sheila Solomon (1989)	421
10. Erica Ruegg (2011)	419

## SOLO BLOCKS

1. Erica Ruegg (1991)	61
2. Susan Kelly McGuire (1987)	52
3. Jill Burness (1996)	48
4. Lisa Clark (1989)	46
5. Karri Ohland (1984)	45
Megan McGuire (1983)	45
Karri Ohland (1983)	45
8. Erica Ruegg (1992)	40
Stacey Blasingame (1985)	40
Megan McGuire (1984)	40

## BLOCK ASSISTS

1. Megan McGuire (1983)	190
2. Karri Ohland (1983)	140
3. Amy Charlesbois Gandy (2006)	130
4. Jill Burness (1996)	123
5. Erica Ruegg (1992)	120
6. Susan Kelly McGuire (1987)	114
7. Brianna Florus (2005)	112
8. Stacey Blasingame (1983)	110
9. Erica Ruegg (1993)	108
10. Sonia Moric (1998)	107
Susan Kelly McGuire (1998)	107

## TOTAL BLOCKS

1. Megan McGuire (1983)	235
2. Karri Ohland (1984)	185
3. Jill Burness (1996)	171
4. Christina White (1982)	168
5. Susan Kelly McGuire (1987)	166
6. Erica Ruegg (1992)	160
7. Amy Charlesbois Gandy (2006)	157
8. Stacey Blasingame (1985)	150
9. Lisa Clark (1989)	144
10. Brianna Florus (2005)	141
Karri Ohland (1983)	141

# INDIVIDUAL SINGLE-MATCH RECORDS

<b>KILLS</b>		<b>ASSISTS</b>		<b>BLOCK ASSISTS</b>	
37	Amanda Dowdy vs. Colorado .....10/13/10	93	Skydra Orzen vs. Missouri .....9/27/00	14	Dravon Rangel at New Mexico .....9/26/11
35	Kelly Johnson vs. Kansas St. ....10/30/02	92	Skydra Orzen vs. Texas A&M .....11/18/00	11	Amy Charlebois at Iowa State .....11/15/06
34	Colleen Smith vs. Colorado .....11/13/99	91	Skydra Orzen vs. Colorado .....11/13/99		Brianna Florus at Oklahoma .....10/26/05
	Amanda Dowdy at Colorado .....11/20/10	85	Lisa Hilgers vs. Baylor .....11/27/96		Janelle Jones vs. Ball State .....9/12/99
33	Kelly Johnson vs. Kansas State .....11/20/04	81	Laura Grote vs. Kansas State .....10/30/02		Jennifer Cohn vs. Florida .....12/2/95
	Colleen Smith vs. Texas A&M .....11/18/00	76	Skydra Orzen vs. Texas A&M .....8/10/01		Chris Martin vs. Georgia .....9/14/90
32	Courtney Putnam vs. Oklahoma .....10/18/97	74	Lisa Hilgers vs. Iowa State .....9/16/95		Susan Kelly vs. Texas A&M .....10/25/87
31	Kelly Johnson vs. Kansas .....10/4/03	73	Lisa Hilgers vs. Arkansas State .....11/29/95	10	Alicia Ostmeyer vs. Jacksonville .....9/9/06
	Melissa McGehee vs. Texas A&M .....11/18/00	72	Laura Grote vs. Colorado .....10/19/02		Colleen Smith vs. Ball State .....9/12/99
30	Kelly Johnson vs. Baylor .....10/15/03		Skydra Orzen at Kansas .....8/6/01		Erica Ruegg vs. Houston .....10/29/92
	Kelly Johnson vs. Winthrop .....9/6/03	<b>SERVICE ACES</b>		9	Caroline Witte vs. TCU .....9/12/08
	Colleen Smith vs. Baylor .....9/13/00	8	Heather H. Justice vs. Kansas St. ....9/20/00		Brianna Florus vs. Baylor .....10/13/04
<b>TOTAL ATTEMPTS</b>		7	Holly Hicks vs. Stony Brook .....9/6/05		Kate Jury vs. Baylor .....10/21/00
93	Kelly Johnson vs. Kansas State .....10/30/02		Holly Hicks vs. Stony Brook .....9/6/05		Sonia Moric at Texas A&M .....11/1/98
87	Amanda Dowdy vs. Colorado .....10/13/10		Paige Russell vs. Oral Roberts .....9/4/86		Sonia Moric at William & Mary .....9/2/98
78	Colleen Smith vs. Texas A&M .....11/18/00	6	Desiree Batista vs. San Diego St. ....9/3/04		Brande Brown vs. Texas A&M .....11/8/96
76	Kelly Johnson vs. Texas A&M .....11/15/03		Kelly Johnson vs. Oklahoma .....10/30/02		Jennifer Cohn vs. Rice .....10/23/93
	Amanda Dowdy vs. Baylor .....10/26/11		Diane Owens at Florida .....12/2/95		Kristen Sparks vs. Georgia .....9/14/90
75	Kelly Johnson vs. Oklahoma .....11/5/03	<b>DIGS</b>			Susan Kelly vs. Houston .....11/21/86
	Amanda Dowdy at Colorado .....11/20/10	39	Rachel Brummitt vs. Air Force .....9/20/2014		Brianna Grant vs. Kansas State .....11/17/12
74	Kelly Johnson vs. Baylor .....11/1/03	36	Ann Romjue vs. Texas A&M .....11/18/00	<b>TOTAL BLOCKS</b>	
	Courtney Putnam vs. Oklahoma .....10/18/97		Rachel Brummitt vs. Oklahoma .....11/20/13	16	Erica Ruegg vs. UT-Arlington .....9/4/91
72	Philister Sang at Baylor .....9/20/06	34	Rochelle Kaa'iai vs. Cal Poly .....9/25/92	14	Susan Kelly vs. New Mexico .....9/11/87
	Kelly Johnson vs. Coll. Charleston .....9/5/03		Rachel Brummitt vs. Houston Bapt....9/14/12		Dravon Rangel at New Mexico .....9/26/11
71	Philister Sang at Texas A&M .....10/4/06	32	Lisa Hilgers vs. Nebraska .....11/21/97	13	Kate Jury-Shannon vs. Colorado .....10/07/01
	Kelly Johnson vs. UTEP .....9/9/03	31	Erica Ruegg vs. Texas .....10/24/92		Jill Slapper vs. North Texas .....10/2/93
	Kelly Johnson vs. Colorado .....10/16/02		Kim Gosselin vs. Cal Poly .....9/25/92	12	Amy Charlebois at Iowa St. ....11/15/06
	Colleen Smith vs. Colorado .....11/13/99		Rochelle Kaa'iai at Texas A&M .....11/9/89		Brianna Florus vs. Oklahoma .....10/26/05
<b>HITTING PERCENTAGE</b>			Tory Vaughan vs. Baylor .....10/26/11		Jennifer Cohn at Florida .....12/2/95
<i>(at least 10 attempts)</i>		30	Ann Romjue vs. Colorado .....10/07/00		Jennifer Cohn vs. Rice .....10/23/93
1.000	Brande Brown vs. Will. & Mary .....9/20/97		Ginger Carter vs. UT-Arlington .....9/4/91	11	Janelle Jones vs. Ball State .....9/12/99
.917	Megan McGuire vs. Baylor .....11/1/82	<b>SOLO BLOCKS</b>			Sonia Moric vs. Texas A&M .....11/1/98
.909	Jill Slapper at Sam Houston .....10/10/92	8	Erica Ruegg vs. UT-Arlington .....9/4/91		Erica Ruegg vs. Houston .....10/29/92
.833	Lori Garber vs. Cent. Michigan .....9/19/98	7	Susan Kelly vs. UNM .....9/11/87		Erica Ruegg vs. Cal Poly SLO .....9/25/92
	Chris Martin vs. No. Carolina .....9/14/91	6	Erica Ruegg vs. Pepperdine .....9/26/92		Erica Ruegg vs. North Texas .....10/5/90
.818	Kristen Holmes vs. SW Louisiana .....9/12/97		Lisa Clark vs. Eastern Washington .....9/9/89		Karri Ohland vs. Texas .....10/28/84
.769	Jamye Pauley at Rice .....9/6/05	5	Kate Jury-Shannon vs. Colorado .....10/07/01	10	Barbara Conceicao vs. Iowa State ....11/24/10
.737	Brande Brown vs. La. Tech .....9/12/97		Jennifer Cohn vs. New Mexico .....11/24/95		Alicia Ostmeyer vs. Jacksonville .....9/9/06
.727	Lisa Hilgers at Iowa State .....9/27/98		Jill Slapper vs. North Texas .....10/2/93		Brianna Florus vs. Baylor .....10/13/04
.692	Katy Keenan vs. Northeastern .....9/5/15		Erica Ruegg at South Florida .....11/1/91		Colleen Smith vs. Ball State .....9/12/99
	Jamye Pauley at Kansas State .....9/17/05		Erica Ruegg at Kentucky .....8/31/91		Sonia Moric vs. Colorado .....10/10/98
	Lori Garber at Oklahoma .....10/16/99		Erica Ruegg vs. North Texas .....10/5/90		Brande Brown vs. Texas A&M .....11/8/96
	Yolanda Cumbess vs. N.C. State .....9/3/99		Lisa Clark vs. UTEP .....9/22/90		Erica Ruegg vs. Baylor .....11/4/92
	Lisa Clark vs. UTEP .....11/3/90		Sabrina Zenon at Texas A&M .....11/9/89		Erica Ruegg vs. Oklahoma .....11/23/91
	Debbie Crown vs. Baylor .....11/2/84		Sabrina Zenon vs. Houston .....10/22/89		Erica Ruegg at Kentucky .....8/31/91
			Susan Kelly vs. Kansas State .....9/20/86		Susan Kelly vs. Kansas St. ....9/20/86
			Karri Ohland vs. Texas .....10/28/84		Susan Kelly vs. Oklahoma .....9/5/87

## KILLS

26	Kelly Johnson at Oklahoma.....	11/9/02
24	Philister Sang vs. Texas A&M .....	11/18/06
22	Kelly Johnson vs. Kansas.....	11/6/02
21	Kelly Johnson vs. Iowa State .....	11/27/02
	Melissa McGehee at Baylor.....	10/17/01
	Lori Garber vs. William & Mary.....	9/2/98

31	Kelly Johnson vs. Kansas.....	10/4/03
30	Kelly Johnson vs. Winthrop.....	9/6/03
	Colleen Smith at Baylor .....	9/13/00
29	Kelly Johnson vs. Charleston.....	9/5/03
28	Kelly Johnson vs. Sam Houston State	8/29/03
	Colleen Smith vs. Duke .....	9/2/00

37 Amanda Dowdy vs. Colorado ..... 10/13/10  
35 Kelly Johnson vs. Kansas State ..... 10/30/02  
34 Colleen Smith vs. Colorado..... 11/13/99  
Amanda Dowdy at Colorado ..... 11/20/10  
33 Colleen Smith vs. Texas A&M ..... 11/18/00

54 Kelly Johnson vs. Kansas State ..... 9/20/03  
50 Philister Sang vs. SMU ..... 9/3/05  
Kelly Johnson vs. Iowa State ..... 11/27/03  
Courtney Putnam vs. Texas..... 9/26/98  
Amanda Dowdy vs. Missouri..... 11/26/11  
49 Kelly Johnson vs. Texas A&M ..... 10/8/03

72	Kelly Johnson vs. Charleston.....	9/5/03
71	Kelly Johnson vs. Colorado.....	10/19/02
70	Kelly Johnson vs. Kansas.....	10/4/03
69	Kelly Johnson vs. Missouri.....	10/5/03
	Kelly Johnson vs. Clemson.....	9/6/03
66	Kelly Johnson vs. Iowa State .....	10/1/03
	Amanda Dowdy at Kansas State.....	11/19/11

93 Kelly Johnson vs. Kansas State ..... 10/30/02  
87 Amanda Dowdy vs. Colorado ..... 10/13/10  
78 Colleen Smith vs. Texas A&M ..... 11/18/00  
76 Kelly Johnson vs. Texas A&M ..... 11/15/03  
Amanda Dowdy vs. Baylor ..... 10/26/11  
75 Kelly Johnson vs. Oklahoma ..... 11/5/03  
Amanda Dowdy at Colorado ..... 11/20/10

56	Skydra Orzen vs. New Mexico.....	10/8/01
	Skydra Orzen at Missouri.....	11/2/00
55	Laura Grote vs. Kansas.....	11/6/02
	Skydra Orzen at Iowa State.....	11/17/01
	Skydra Orzen vs. Texas-Arlington .....	9/16/00
53	Lisa Hilgers vs. New Mexico.....	11/24/95
52	Three players with 52	

85	Lisa Hilgers vs. Baylor.....	11/27/96
76	Skydra Orzen vs. Texas A&M.....	10/10/01
72	Laura Grote vs. Colorado.....	10/19/02
71	Lisa Hilgers vs. Colorado.....	11/13/98
70	Lisa Hilgers vs. Texas.....	10/25/95

93	Skydra Orzen vs. Missouri.....	9/27/00
92	Skydra Orzen vs. Texas A&M.....	11/18/00
81	Laura Grote vs. Kansas State .....	10/30/02
74	Lisa Hilgers vs. Iowa State .....	9/16/95
73	Lisa Hilgers vs. Arkansas State.....	11/29/95

7	Holly Hicks vs. Stony Brook.....	9/2/05
	Lisa Clark vs. Eastern Washington .....	9/9/89
	Paige Russell vs. Oral Roberts .....	9/4/86
6	Kelly Johnson vs. Oklahoma.....	10/23/02

6	Desiree Batista vs. San Diego State.....	9/3/04
5	Desiree Batista vs. Colorado .....	10/30/04
	Heather Hughes Justice vs. Duke .....	9/2/00
	Heather Hughes Justice vs. Liberty .....	9/1/00
	Courtney Thames vs. SW Texas St.....	10/14/95
	Jackie Bode vs. Rice .....	10/23/93
	Lisa Clark vs. Oral Roberts .....	9/21/87
	Kelley Bronk vs. Florida .....	10/9/87
	Emily Ruetter at Central Arkansas.....	10/2/12

8	Heather H. Justice vs. Kansas State.....	9/20/00
6	Diane Owens at Florida.....	12/2/95
5	Kelly Johnson vs. Ball State.....	9/6/02
	Ann Romjue vs. Ball State.....	9/6/02
	Sheila Solomon at Houston.....	10/21/88
	Nicole Hraavij at Iowa State .....	10/30/13

28	Carlie Foust vs. West Virginia.....	11/13/15
27	Rachel Brummitt vs. San Jose State ....	8/31/12
24	Sheila Solomon vs. Houston .....	11/16/90
	Rachel Brummitt vs. Binghamton .....	8/24/12
	Rachel Brummitt vs. Kansas.....	10/16/13
23	Rochelle Kaa'iai at SW Texas State.....	10/19/91
	Rachel Brummitt vs. Cal St Fullerton..	9/14/13
	Carlie Foust vs. Kansas.....	10/7/15
22	Rachel Brummitt vs. Montana .....	9/13/13
	Carlie Foust at Iowa State .....	9/26/15

39	Rachel Brummitt vs. Air Force.....	9/20/14
36	Rachel Brummitt vs. Oklahoma.....	11/20/13
33	Ann Romjue vs. Texas A&M.....	11/23/02
30	Rachel Brummitt vs. Lamar.....	9/6/2014
29	Rochelle Kaa'iai vs. Texas A&M.....	9/23/92
	Kristen Sparks vs. New Mexico.....	9/19/92
	Rachel Brummitt vs. E. Washington.....	9/7/13
	Carlie Foust vs. Houston .....	8/29/15
28	Rochelle Kaa'iai at Florida.....	11/2/91
	Rochelle Kaa'iai at Arkansas State.....	10/5/91

36	Ann Romjue vs. Texas A&M.....	11/18/00
34	Rochelle Kaa'iai vs. Cal Poly SLO.....	9/25/92
	Rachel Brummitt vs. Houston Baptist	9/14/12
32	Lisa Hilgers vs. Nebraska .....	11/21/97
31	Erica Ruegg vs. UT-Arlington.....	10/24/92
	Kim Gosselin at Cal Poly SLO.....	9/25/92
	Rochelle Kaa'iai at Texas A&M .....	11/9/89
	Tory Vaughan vs. Baylor .....	10/26/11



## INDIVIDUAL SINGLE-MATCH RECORDS

### SOLO BLOCKS

#### Three Sets

6	Lisa Clark vs. Eastern Washington .....	9/9/89
5	Jennifer Cohn vs. New Mexico .....	11/24/95
	Lisa Clark vs. UTEP .....	9/22/90
	Sabrina Zenon vs. Houston .....	10/22/89

#### Four Sets

7	Susan Kelly vs. New Mexico .....	9/11/87
5	Jill Slapper vs. North Texas .....	10/2/93
	Erica Ruegg at South Florida .....	11/1/91
	Susan Kelly vs. Kansas State .....	9/20/86
	Karri Ohland vs. Texas .....	10/28/84

#### Five Sets

8	Erica Ruegg vs. UT-Arlington .....	9/4/91
6	Erica Ruegg vs. Pepperdine .....	9/26/92
5	Kate Jury vs. Colorado .....	10/7/00
	Erica Ruegg at Kentucky .....	8/31/91
	Sabrina Zenon at Texas A&M .....	11/9/89

### BLOCK ASSISTS

#### Three Sets

9	Sonia Moric at William & Mary .....	9/2/98
8	Brianna Grant vs. Portland State .....	9/18/15
	Victoria Hinneburg vs. Utah State .....	8/28/15
	Lori Garber at Kansas State .....	10/17/98
	Erica Ruegg vs. UC-Santa Barbara .....	11/28/92

#### Four Sets

11	Amy Charlebois at Iowa State .....	11/15/06
	Janelle Jones vs. Ball State .....	9/12/99
	Chris Martin vs. Georgia .....	9/14/90
10	Colleen Smith vs. Ball State .....	9/12/99
9	Sonia Moric at Texas A&M .....	11/1/98
	Jennifer Cohn vs. Rice .....	10/23/93
	Kristen Sparks vs. Georgia .....	9/14/90
	Brianna Grant vs. Kansas State .....	11/17/12

#### Five Sets

14	Dravon Rangel at New Mexico .....	9/26/11
11	Brianna Florus at Oklahoma .....	10/26/05
	Jennifer Cohn at Florida .....	12/2/95
	Susan Kelly vs. Texas A&M .....	10/25/87
10	Erica Ruegg vs. Houston .....	10/29/92

### TOTAL BLOCKS

#### Three Sets

11	Erica Ruegg vs. North Texas .....	10/5/90
9	many players with 9	

#### Four Sets

14	Susan Kelly vs. New Mexico .....	9/4/87
13	Jill Slapper vs. North Texas .....	10/2/93
12	Amy Charlebois at Iowa State .....	11/15/06
	Jennifer Cohn vs. Rice .....	10/23/93
11	Janelle Jones vs. Ball State .....	9/12/99
	Sonia Moric at Texas A&M .....	11/1/98
	Erica Ruegg vs. Houston .....	10/29/92
	Erica Ruegg vs. Cal Poly SLO .....	9/25/92

#### Five Sets

16	Erica Ruegg vs. UT-Arlington .....	9/11/91
14	Dravon Rangel at New Mexico .....	9/26/11
13	Kate Jury vs. Colorado .....	10/7/00
12	Brianna Florus at Oklahoma .....	10/26/05
	Jennifer Cohn at Florida .....	12/2/95
11	Karri Ohland vs. Texas .....	10/28/84

## ALL-TIME HONORS

<b>AVCA ALL-AMERICANS</b>		<b>CoSIDA/ESPN THE MAGAZINE ACADEMIC ALL-AMERICA</b>		<b>ALL SOUTHWEST CONFERENCE</b>	
Colleen Smith	2000	<i>Third Team</i>		<i>First Team</i>	
<b>GTE-COSIDA ACADEMIC ALL-AMERICA</b>		Alicia Ostmeier	2008	Christa White	1982
Jill Burness	1995-1996			Kari Ohland	1984
Melissa McGehee	2002 (first team)	<b>SOUTHWEST CONFERENCE NEWCOMER OF THE YEAR</b>		Becky Boxwell	1987
Laura Grote	2002-2004 (third team)	Shawn Sweeten	1985	Susan Kelly	1987
Kelly Johnson	2002 (third team)	Lisa Clark	1987	Lisa Clark	1990
Kelly Johnson	2004 (second team)			Chris Martin	1991
				Kim Gosselin	1992
<b>COSIDA ACADEMIC ALL-DISTRICT VI</b>		<b>SWC COACH OF THE YEAR</b>		<i>Second Team</i>	
Desiree Batista	2005	Janice Hudson	1984	Irene Solano	1982
Emily Ziegler	2006	Donna Martin	1987	Megan McGuire	1983
		Mike Jones	1990	Karri Ohland	1983
<b>COSIDA ACADEMIC ALL-DISTRICT VI</b>				Debbie Vela	1984
Breeann David	2014	<b>ALL-SWC TOURNAMENT TEAM</b>		Becky Boxwell	1985
Marguerite Grubb	2014	Erica Ruegg	1992	Debbie Crown	1985
		Kristen Sparks	1992	Becky Boxwell	1986
<b>GTE VOLLEYBALL ACADEMIC ALL-AMERICA OF THE YEAR</b>		Ginger Carter	1992	Lisa Clark	1989
Jill Burness	1996	Erica Ruegg	1993	Chris Martin	1990
				Sheila Solomon	1990
<b>NCAA POSTGRADUATE SCHOLARSHIP</b>		<b>WHATABURGER/SWC PLAYER OF THE WEEK</b>		Sabrina Zenon	1990
Jill Burness	1996	Lisa Clark	Sept. 16-22, 1990	Sabrina Zenon	1991
		Sabrina Zenon	Oct. 11-17, 1991	Kristen Sparks	1992
<b>NACDA SCHOLARSHIP</b>		Chris Martin	Nov. 15-21, 1991	Erica Ruegg	1993
Jill Burness	1996	Erica Ruegg	Oct. 20-27, 1992	Jennifer Cohn	1993
		Lacy Nye	Sept. 18-24, 1994	Jennifer Cohn	1994
<b>USA VOLLEYBALL TEAM TRIALS</b>		Jennifer Cohn	Sept. 10-16, 1995	Jennifer Cohn	1995
Janelle Jones	1998				
<b>NATIONAL INVITATIONAL VOLLEYBALL CHAM- PIONSHIPS ALL-TOURNAMENT</b>		<b>GTE/SWC ACADEMIC TEAM</b>		<b>TEXAS TECH ALL-MILLENNIUM TEAM</b>	
Sheila Solomon	1989	Kelly Bronk	1987	Becky Boxwel	Brande Brown
		Kelly Bronk	1988	Jill Burness	Lisa Clark
<b>US OLYMPIC FESTIVAL</b>		Vicki Baldwin	1988	Kim Gosselin	Lisa Hilgers
Lacy Nye	1994	Vicki Baldwin	1989	Rochelle Kaa'iai	Lisa Love
Jennifer Cohn	1994	Sabrina Zenon	1989	Cristine Martin	Chris Martin
		Sabrina Zenon	1990	Connie Pittman	Erica Ruegg
<b>USA VOLLEYBALL WOMEN'S JUNIOR NATIONAL TEAM</b>		Sabrina Zenon	1991	Courtney Thames	Carolyn Tubbs
Amanda Dowdy	2009	Courtney Thames	1994		
		Courtney Thames	1995		
<b>AVCA ALL-SOUTH REGION TEAM</b>		<b>SWC ALL DECADE TEAM (1983-1992)</b>			
<i>First Team</i>		Lisa Clark, First Team	(1987-90)		
Becky Boxwell	1987	Becky Boxwell, Second Team	(1984-87)		
Lisa Clark	1990	Chris Martin, Second Team	(1988-91)		
Sheila Solomon	1990				
<i>Second Team</i>					
Chris Martin	1991				
Erica Ruegg	1991				
Jill Burness	1996				
Third Team					
Rochelle Kaaiai	1991				
<b>AVCA ALL-REGION DISTRICT 5 TEAM</b>					
Jill Burness	1996				
Brande Brown	1997				
Lisa Hilgers	1997-1998				
Lori Garber	1998				
Colleen Smith	2000				
Melissa McGehee	2000				
<b>AVCA ALL-SOUTHWEST REGION</b>					
Rachel Brummitt	2013				
Rachel Brummitt	2014				
Lauren Douglass	2015				

# ALL-TIME HONORS

## ALL-BIG 12 CONFERENCE

### First Team

Jill Burness	1996
Brandi Brown	1997
Lisa Hilgers	1998
Colleen Smith	2000
Melissa McGehee	2000
Kelly Johnson	2002
Amanda Dowdy	2010
Amanda Dowdy	2011

### Honorable Mention

Lisa Hilgers	1997
Sonia Moric	1998
Melissa McGehee	2001
Kelly Johnson	2003
Kelly Johnson	2004
Rachel Brummitt	2013
Rachel Brummitt	2014
Breeann David	2014
Lauren Douglass	2014
Lauren Douglass	2015

### BIG 12 DEFENSIVE PLAYER OF THE YEAR

Heather Hughes-Justice	2000
------------------------	------

### BIG 12 ALL-FRESHMAN TEAM

Amanda Dowdy	2008
--------------	------

### BIG 12 PLAYER OF THE WEEK

Lisa Hilgers	10/20/96
Brandi Brown	9/15/97
Brandi Brown	11/17/97
Lisa Hilgers	11/16/98
Janelle Jones	9/27/00
Melissa McGehee	9/2/02
Melissa McGehee	9/30/02
Kelly Johnson	11/03/02
Kelly Johnson	9/2/03
Kelly Johnson	10/20/03
Kelly Johnson	11/22/04

### BIG 12 ROOKIE OF THE WEEK

Amanda Dowdy	9/15/08
Breeann David	9/12/11
Emily Ruetter	9/4/12
Emily Ehrle	9/10/12
Meghan Stacy	10/29/12
Lauren Douglass	9/22/14

### BIG 12 OFFENSIVE PLAYER OF THE WEEK

Lauren Douglass	9/1/14
-----------------	--------

### BIG 12 DEFENSIVE PLAYER OF THE WEEK

Aubree Piper	9/6/11
Tory Vaughan	10/31/11
Rachel Brummitt	8/27/12
Rachel Brummitt	9/4/12
Rachel Brummitt	11/23/13
Rachel Brummitt	9/8/14
Rachel Brummitt	9/22/14
Carlie Foust	8/31/15
Carlie Foust	9/28/15
Carlie Foust	11/16/15

### BIG 12 NEWCOMER OF THE YEAR

Kelly Johnson	2001
Phillister Sang	2005

## ACADEMIC ALL-BIG 12

### First Team (3.30 to 4.00 GPA)

Jill Burness	1996
Courtney Thames	1996
Kim Breitbach	1997
Brandi Brown	1997
Janelle Jones	1997
Natalie Rives	1997
Kim Breitbach	1998
Janelle Jones	1998
Pam Osterfeld	1998
Natalie Rives	1998
Janelle Jones	1999
Ebony Smith	1999
Janelle Jones	2000
Colleen Smith	2000
Heather Hughes-Justice	2000
Kate Jury-Shannon	2000
Melissa McGehee	2000
Kelly Johnson	2001
Melissa McGehee	2001
Stacey Poole	2001
Laura Grote	2002
Kelly Johnson	2002
Melissa McGehee	2002
Stacey Poole	2002
Courtney Shambaugh	2002
Daneen Grisham	2003
Laura Grote	2003
Kelly Johnson	2003
Jesse Herrera	2003
Katie Halley	2003
Jessica Watson	2003
Daneen Grisham	2004
Laura Grote	2004
Kelly Johnson	2004
Desiree Batista	2005
Amanda Hiller	2005
Kiley Lyons	2005
Emily Ziegler	2006
Holly Hicks	2006
Alicia Ostmeier*	2007
Amy Gandy	2007
Jenn Harrell	2007
Emily Ziegler	2007
Becca Baldwin	2008
Caroline Courtney*	2008
Jenn Harrell	2008
Hayley Ball	2009
Caroline Courtney	2009
Amanda Dowdy	2009
Jenn Goehry	2009
Karlyn Meyers	2009
Caroline Courtney	2010
Amanda Dowdy	2010
Aleah Hayes	2010
Karlyn Meyers	2010
Alexxa Roberts	2010
Tory Vaughan	2010
Sheridan Burgess	2011
Miara Cave	2011
Amanda Dowdy	2011
Karlyn Meyers	2011
Dravon Rangel	2011
Hannah Salyer	2011
Tory Vaughan	2011
Miara Cave	2012
Breeann David	2012
Nicole Hragyil	2012
Tory Vaughan	2012
Rachel Brummitt	2013

Breeann David	2013
Brianna Grant	2013
Nicole Hragyil*	2013
Emily Ruetter	2013
Ellen Sorrells	2013
Emily Wright	2013
Jenna Allen	2014
Rachel Brummitt	2014
Breeann David	2014
Lauren Douglass	2014
Marguerite Grubb*	2014
Nicole Hragyil*	2014
Sam Podraza	2014
Marguerite Grubb*	2015
Jenna Allen	2015
Brianna Grant	2015
Ashley Morgan	2015

### Second Team (3.00 to 3.29 GPA)

Lisa Hilgers	1996
Kristen Holmes	1996
Cristine Martin	1996
Lisa Hilgers	1997
Cristine Martin	1997
Courtney Putnam	1997
Sonia Moria	1998
Heather Hughes-Justice	2001
Kate Jury Shannon	2001
Jessy Herrera	2002
Angela Mooney	2003
Kiley Lyons	2004
Caroline Witte	2009
Miara Cave	2010
Mikia Mills	2013
Carlie Foust	2014
Mikia Mills	2014
Carlie Foust	2015
Lauren Douglass	2015
Audrey Fragniere	2015
Victoria Hinneburg	2015
Alyssa Ybanez	2015

\* represents player nominated with a 4.00 GPA

### BIG 12 ACADEMIC ALL-ROOKIE TEAM

Brianna Grant	2012
Emily Ruetter	2012
Ellen Sorrells	2012
Emily Wright	2012
Audrey Fragniere	2014
Ashley Morgan	2014
Alyssa Ybanez	2014
Katy Keenan	2015



---

The mission of the Texas Tech Department of Intercollegiate Athletics is  
to EDUCATE, SERVE AND GROW ***FEARLESS CHAMPIONS.***

---

**Fearless.**

