



TEXAS TECH FOOTBALL

BOWL APPEARANCES

1937 • 1938 • 1941 • 1947 • 1948 • 1951 • 1953 • 1955
1964 • 1965 • 1970 • 1972 • 1973 • 1974 • 1976
1977 • 1986 • 1989 • 1993 • 1994 • 1995
1996 • 1998 • 2000 • 2001 • 2002
2003 • 2004 • 2005 • 2006
2007 • 2008 • 2009
2010 • 2012
2013 • 2015

GAME COVERAGE

TELEVISION

FOX SPORTS 1

Tim Brando (Play-by-Play)
Spencer Tillman (Analyst)



RADIO

TEXAS TECH SPORTS NETWORK

Brian Jensen (Play-by-Play)
John Harris (Analyst)
Chris Level (Sideline)



SATELLITE RADIO

SIRIUS Radio Channel 136
XM Radio Channel 199

SERIES HISTORY

Overall..... Tech leads 21-19-3
In Lubbock Tech leads 12-6-2
In Stillwater OK State leads 12-8-1
Under Kingsbury OK State leads 3-0
Current Streak Lost 7
Last Meeting OSU 70, Tech 53 (2015)

2016 SCHEDULE



STEPHEN F. AUSTIN - W, 69-17

Sept. 3 | Jones AT&T Stadium | 7 p.m. | FSN



ARIZONA STATE - L, 55-68

Sept. 10 | Sun Devil Stadium | 9 p.m. | FS1



LOUISIANA TECH - W, 59-45

Sept. 17 | Jones AT&T Stadium | 6 p.m. | FSN



KANSAS - W, 55-19

Sept. 29 | Jones AT&T Stadium | 7:30 p.m. | FS1



KANSAS STATE - L, 38-44

Oct. 8 | Bill Snyder Stadium | 6 p.m. | ESPN



#20/18 WEST VIRGINIA - L, 17-48

Oct. 15 | Jones AT&T Stadium | 11 a.m. | FS1



#16/16 OKLAHOMA - L, 59-66

Oct. 22 | Jones AT&T Stadium | 7 p.m. | FOX



TCU - W, 27-24

Oct. 29 | Amon G. Carter Stadium | 2:30 p.m. | ESPN2



TEXAS - L, 37-45

Nov. 5 | Jones AT&T Stadium | 11 a.m. | FS1



#13 OKLAHOMA STATE

Nov. 12 | Boone Pickens Stadium | 2:30 p.m. | FS1



IOWA STATE

Nov. 19 | Jack Trice Stadium | 2:30 p.m. | FS1



BAYLOR

Nov. 25 | AT&T Stadium | 5 p.m. | ESPN

TEXAS TECH RED RAIDERS (4-5; 2-4) AT #13 OKLAHOMA STATE COWBOYS (7-2; 5-1)

Nov. 12 • 2:30 p.m. • Stillwater, Okla. • Boone Pickens Stadium (60,218) • FOX Sports 1 • Texas Tech Sports Network • Tickets: TexasTech.com

GAME 10



TEXAS TECH

Record: 4-5; Overall; 2-4 in Big 12
Rankings: CFP: NR | AP: NR | Coaches: NR
Last Game: Lost to Texas, 37-45
Head Coach: Kliff Kingsbury
Career Record: 23-24 (4th Season)
Record at Texas Tech: Same



#13 OKLAHOMA STATE

Record: 7-2 Overall; 5-1 in Big 12
Rankings: CFP: 13 | AP: 17 | Coaches: 17
Last Game: Def. K-State, 43-37
Head Coach: Mike Gundy
Career Record: 101-49 (12th Season)
Record at OSU: Same

GAMEDAY STORYLINES


- Texas Tech begins the final stretch of Big 12 Conference play Saturday afternoon when the Red Raiders travel to face No. 17 Oklahoma State inside Boone Pickens Stadium in Stillwater. Kickoff is slated for 2:30 p.m. with Tim Brando calling the action on FOX Sports 1 and Spencer Tillman providing the analysis.
- The Red Raiders will need wins in two of their last three games in order to advance to a bowl for the 38th time in program history. All three of those games will come on the road, though, as the Red Raiders visit Iowa State and face Baylor in a neutral-site contest to close the regular season. Texas Tech ranks tied for 17th nationally and third in the Big 12 for bowl appearances alongside the likes of Miami (Fla.), Ole Miss, Texas A&M and Clemson.
- Texas Tech is coming off a tough 45-37 loss to Texas this past weekend in its final game inside Jones AT&T Stadium. The Red Raider defense held Texas scoreless over its final four drives but the Red Raiders could not find the endzone and potentially game-tying two point conversion to overcome a 15-point deficit to start the fourth quarter.
- Texas Tech will look to snap a seven-game losing streak against Oklahoma State this week as the Red Raiders have not defeated the Cowboys since a 56-20 victory during the 2008 season. Despite the losing streak, Tech leads the overall series against Oklahoma State with a 21-19-3 all-time advantage.
- The Red Raiders will be looking for a repeat performance from the last time they went on the road which resulted in a 27-24 victory over TCU on Oct. 29. The Texas Tech defense held the Horned Frogs to just one touchdown over the final 49:40 of regulation before Clayton Hatfield connected on a successful 37-yard field goal to seal the victory in double overtime.
- Texas Tech has been among the most disciplined teams in the country the past two weeks as the Red Raiders have committed just five penalties which have resulted in 19 yards. The Red Raiders matched the school records with just one penalty and five penalty yards against TCU. The one penalty matched the previous record that was previously set in 1988 against Arkansas, 1991 versus Rice and 1992 against Texas A&M.
- Texas Tech boasts one of the most high-octane offenses in the country this season as the Red Raiders lead the nation in passing offense (485.8 yards per game), first downs offense (284) as well as third-down conversion percentage (55.1 percent) and rank second for total offense (587.1 yards per game).



Da'Leon Ward has boosted the Red Raider running game the last two weeks as he has totaled 191 yards and a touchdown during that span while catching 12 passes for 81 yards. The true freshman made his first career start Oct. 22 against Oklahoma.

TEXAS TECH AMONG NATIONAL LEADERS

(Passing Offense)		
Rank	School	Yards/Game
1.	Texas Tech	485.8
2.	Washington State	383.9
3.	East Carolina	364.6
(Total Offense)		
Rank	School	Yards/Game
1.	Louisville	593.4
2.	Texas Tech	587.1
3.	Oklahoma	557.9
(First Downs Offense)		
Rank	School	First Downs
1.	Texas Tech	284
2.	Louisiana Tech	262
3.	Tulsa	260



MAHOMES LEADS THE NATION IN PASSING

Patrick Mahomes II enters Saturday's contest as the nation's overwhelming leader in passing yards and total offense per game. Mahomes has thrown for 3,886 yards through NINE games this season thanks in part to five games with over 400 yards, including three where he has eclipsed the 500-yard mark. He leads all other FBS quarterbacks by at least 649 passing yards entering the Texas game.



RED RAIDERS HEAD TO THE ROAD

The Red Raiders will head on the road for the final three games of the regular season with trips to Oklahoma State and Iowa State as well as a neutral-site meeting against Baylor at AT&T Stadium in Arlington. This is the first time since 1940 - just Texas Tech's 16th season in program history - where the Red Raiders have played each of their final three regular-season games away from home.



INSIDE THE SERIES



OKLAHOMA STATE (21-19-3)

GP: 43; Home: 12-6-2; Away: 8-12-1; Neutral: 1-1; OT: 0-0.

Big 12: 9-11 (Home: 6-4; Away: 2-7; Neutral: 1-0).

Jones AT&T Stadium: 15 (9-4-2).

Tech Stadium: 5 (3-2).

Boone Pickens Stadium/Lewis Field: 18 (7-11).

in Oklahoma City: 3 (1-1-1).

in Tokyo, Japan: 1 (0-1).

Games decided by 3 points or less: 10 (3-4-3).

Games decided by 7 points or less: 18 (6-9-3).

Most Points-TTU: 58 (58-0 win on Nov. 11, 2000).

Most Points-OSU: 70 (70-53 loss on Oct. 31, 2015).

Fewest Points-TTU: 0 (13-0 loss on Nov. 2, 1957).

Fewest Points-OSU: 0, 3x (last: 58-0 loss on Nov. 11, 2000).

Largest Win: 58 (58-0 win on Nov. 11, 2000).

Largest Loss: 60 (66-6 loss on Nov. 12, 2011).

Win Streak: 4 (Sept. 23, 1989-Oct. 9, 1999).

Loss Streak: 7 (Nov. 14, 2009-current).

Most Attended: 61,836 on Nov. 2, 2013 in Lubbock, Texas.

Last 10: 2-8. | Last 20: 9-11.

SERIES HISTORY

Date	Loc.	W/L	TTU	OSU	Att.
Nov. 2, 1935	H-TS	W	14	0	N/A
Nov. 6, 1936	H-TS	W	12	0	N/A
Oct. 30, 1937	A	W	14	6	N/A
Sept. 27, 1940	A&	T	6	6	9,000
Oct. 3, 1941	A&	W	16	6	N/A
Oct. 10, 1942	H-TS	L	6	9	6,000
Sept. 24, 1943	A&	L	13	21	7,000
Oct. 7, 1944	H-TS	L	7	14	N/A
Nov. 17, 1945	A	L	6	46	N/A
Nov. 16, 1946	H-TS	W	14	7	13,000
Oct. 3, 1953	A	W	27	13	10,000
Oct. 2, 1954	H-JS	T	13	13	24,500
Oct. 1, 1955	A	W	24	6	16,000
Nov. 3, 1956	H-JS	T	13	13	17,000
Nov. 2, 1957	A	L	0	13	25,000
Oct. 16, 1965	H-JS	W	17	14	29,825
Nov. 5, 1966	H-JS	W	10	7	28,175
Oct. 4, 1969	A	L	10	17	28,500
Oct. 6, 1973	A	W	20	7	41,000
Oct. 5, 1974	H-JS	W	14	13	42,158
Oct. 4, 1975	A	L	16	17	43,500
Dec. 4, 1988	N^	L	42	45	56,000
Sept. 23, 1989	A	W	31	15	40,200
*Sept. 7, 1996	N\$	W	31	3	30,269
*Nov. 15, 1997	A	W	27	3	39,400
*Oct. 10, 1998	H-JS	W	24	17	47,589
*Oct. 9, 1999	A	L	21	41	44,125
*Nov. 11, 2000	H-JS	W	58	0	44,710
*Nov. 10, 2001	A	W	49	30	32,332
*Nov. 9, 2002	H-JS	W	49	24	44,545
*Oct. 18, 2003	A	L	49	51	48,500
*Nov. 27, 2004	H-JS	W	31	15	51,717
*Nov. 12, 2005	A	L	17	24	40,035
*Nov. 18, 2006	H-JS	W	30	24	45,457
*Sept. 22, 2007	A	L	45	49	37,850
*Nov. 8, 2008	H-JS	W	56	20	55,663
*Nov. 14, 2009	A	L	17	24	52,811
*Oct. 16, 2010	H-JS	L	17	34	60,454
*Nov. 12, 2011	H-JS	L	6	66	57,205
*Nov. 17, 2012	A	L	21	59	55,341
*Nov. 2, 2013	H-JS	L	34	52	61,836
*Sept. 25, 2014	A	L	35	45	55,958
*Oct. 31, 2015	H	L	53	70	54,872

*Big 12 Conference game | ^Coca Cola Classic (Tokyo, Japan)

J\$-Jones Stadium | TS-Tech Stadium

\$ Cowboys Stadium (Irving, Texas) | & in Oklahoma City, Okla.

TEXAS TECH-OKLAHOMA STATE SERIES

- ▶ Texas Tech will be looking for its first win over Oklahoma State since the 2008 season as the Cowboys have won seven-straight games in the series. Despite the losing streak, the Red Raiders lead the overall series with a 21-19-3 all-time advantage.
- ▶ Texas Tech will be looking for its first win over Oklahoma State in Stillwater since 2001 when the Red Raiders pulled off a 49-30 victory. The Cowboys have won each of the last six meetings inside Boone Pickens Stadium.
- ▶ The Red Raiders are 9-11 against the Cowboys during the Big 12 era despite winning seven of the first nine meetings after the league formed prior to the 1996 season.
- ▶ Texas Tech and Oklahoma State combined for 123 points a year ago as the Cowboys outlasted the Red Raiders for a 70-53 victory. It marked the most combined points in school history at the time, a mark that has since been broken when Tech and Oklahoma combined for 125 points earlier this year.

ON THIS DATE IN TEXAS TECH HISTORY

- ▶ Texas Tech is 4-6 all-time on Nov. 12, including a 2-3 mark in games played on the road. This is the first time the Red Raiders have played on the date since falling to No. 2 Oklahoma State, 66-6, in 2011.
- ▶ Both of Texas Tech's two games on the date during the Big 12 era have come against Oklahoma State as the Cowboys also handed the Red Raiders a 24-17 setback in 2005 in addition to their 2011 victory.
- ▶ This is the first time Kliff Kingsbury has participated in a game on Nov. 12 as either the head coach or quarterback of his alma mater.

TEXAS TECH ALL-TIME ON NOV. 12

(4-6 Overall; 2-3 at Home; 2-3 on the Road)

Year	Opponent	Result
2011	No. 2 Oklahoma State	L, 6-66
2005	at Oklahoma State	L, 17-24
1994	SW Louisiana	W, 39-7
1988	Lamar	W, 59-28
1983	at No. 7 SMU	L, 7-33
1977	at SMU	W, 45-7
1966	Baylor	L, 14-29
1960	Wyoming	L, 7-10
1955	at Tulsa	W, 34-7
1936	at Loyola of the Coast	L, 7-26

RECAPPING THE TEXAS GAME

- ▶ Douglas Coleman recorded one of the most exciting plays in college football midway through the second quarter against Texas as he ripped the ball from D'Onta Foreman near the goalline and returned it 100 yards for a touchdown. It marked the longest fumble return in school history which snapped the previous record of 99 yards set by Donny Brooks at Baylor in 1991.
- ▶ Da'Leon Ward found the endzone for the second time this season as he rushed nine yards for a touchdown with 10:50 to go during the fourth quarter. Ward, making his second career start at running back, finished with 93 rushing yards on 22 carries. The true freshman has amassed 191 rushing yards on 55 carries over Texas Tech's last two games.
- ▶ Cameron Batson produced his first career multi-touchdown performance of his career. He finished with five receptions for 38 yards. Batson opened the game with a 3-yard touchdown at the 11:39 mark of the first quarter and added a 7-yard touchdown with 7:33 left in the third quarter.
- ▶ Patrick Mahomes II posted his 20th career performance with at least 300 passing yards as he finished 36-of-59 for 367 yards and three touchdowns. It marked the seventh time this season and 20th time during his career where Mahomes has recorded 300 passing yards or more.
- ▶ Jonathan Giles came away with five receptions for 55 yards and a touchdown. The 55 yards brought Giles to 982 receiving yards for the season. He hauled in his 12th receiving touchdown of the season on a 6-yard scoring strike with 1:23 remaining during the first quarter.
- ▶ Texas Tech forced multiple fumbles in the game. It marked the first time the Red Raiders had recorded multiple turnovers in a game since the Red Raiders recovered a fumble and had an interception in their Big 12 Conference opener against Kansas on Sept. 29.
- ▶ Texas Tech moved to 4-1 this season and 15-7 all-time under Kliff Kingsbury when leading or tied in the turnover margin.

NO MORE FLAGS... NO PROBLEM

- ▶ Through the first seven games of the season, Texas Tech was averaging 9.9 penalties per game and 85 penalty yards per game. The Red Raiders have drastically improved that number over the last two weeks, though, as Tech has been flagged just five times for 19 yards.
- ▶ The Red Raiders committed just one penalty against TCU which came with 11:14 remaining in the game. It matched the Texas Tech single-game record for fewest penalties that was previously set in 1988 against Arkansas, 1991 versus Rice and 1992 against Texas A&M. Tech only committed five penalty yards against both Texas A&M and Arkansas as well.
- ▶ Over the last two weekends alone, only three teams have combined for less penalty than the Red Raiders as Navy, UTEP and Wisconsin have totaled just 15 yards each.
- ▶ The Red Raiders are the only Big 12 Conference team to register 15 or fewer penalty yards in multiple games so far this season.

TEXAS TECH ALMOST FLAG FREE AT TCU

(Fewest Penalties in Texas Tech History)

Opponent	Penalties	Yards
vs. Arkansas (1988)*	1	5
vs. Rice (1991)	1	10
vs. Texas A&M (1992)*	1	5
vs. TCU (2016)*	1	5

* indicates school record for fewest penalty yards

THIS WEEK IN TEXAS TECH FOOTBALL

7

MONDAY

Big 12 Teleconference

10:50-11 a.m.

Media Luncheon

11 a.m.

Post-Practice Availability

5:30 p.m.

8

TUESDAY

Post-Practice Availability

5:45 p.m.

9

WEDNESDAY

No Availability

10

THURSDAY

No Availability

Kingsbury Radio Show

6:30-7:30 p.m.

11

FRIDAY

No Availability

Travel to Stillwater

12

SATURDAY

Texas Tech at OK State

2:30 p.m. CT (FS1)

Postgame Availability

13

SUNDAY

No Availability



HIGH-OCTANE TEXAS TECH OFFENSE RANKS AMONG NATION'S BEST

- Through nine games this season, Texas Tech has once again proved it has one of the nation's top offenses. Backed by the play of Patrick Mahomes II and a talented core of running backs and receivers, Tech leads the country in three offensive categories: passing offense (485.8 yards per game), first downs offense (284) and third-down conversion percentage (55.1 percent). In addition, Tech also ranks second nationally in total offense (587.1 yards per game) and fourth in scoring offense (46.2 points per game).
- Texas Tech scored at least 50 points in five contests already this season which is one game shy of the single-season school record set just a year ago. Tech has reached the 50-point mark 13 times already in head coach Kliff Kingsbury's tenure (47 games).
- Texas Tech has led the Big 12 in passing yards per game in 13 of the league's 20 seasons, including three of the last four years. The Red Raiders are currently leading second-place Oklahoma State by 143 yards per game entering this weekend's battle in Stillwater.
- Between Patrick Mahomes II and Nic Shimonek, Texas Tech has totaled 4,372 passing yards this year, which ranks as the second-highest total through nine games for any FBS program dating back to the 2000 season. The all-time high was the 4,507 passing yards Tech totaled early into the 2003 season.
- Texas Tech is currently averaging 101.9 passing yards per game than any other school in the country. Washington State ranks second in the FBS, averaging 383.9 passing yards per game entering this weekend.
- Mahomes is responsible for 78 percent of Texas Tech's total yards this season as he has rushed for 260 yards in addition to his 3,886 yards through the air.
- Part of Texas Tech's success offensively has come from its prowess on third downs. The Red Raiders are 81-of-147 (55 percent) on third-down conversions this year, which is tied with Western Michigan (56 percent) for the national lead. Tech led the nation in the category a year ago.
- Another part of Tech's success has stemmed from its balance. Mahomes and Shimonek have found eight different receivers for a touchdown, seven of which that have recorded multiple touchdowns. Six different rushers have also found the endzone this season, led by Mahomes' 10 rushing touchdowns. Mahomes has already matched the Texas Tech single-season record for rushing touchdowns by a quarterback with three games remaining. His 10 rushing touchdowns are tied for 22nd nationally and third in the Big 12. He ranks third nationally among quarterbacks as well.
- In 47 games as head coach, Kliff Kingsbury has guided the Red Raider offense to at least 500 yards of total offense 27 times, including six of nine games this season. Tech ranks second in the country with 589.9 yards of total offense this season.
- Mahomes once again ranks among the top passers nationally as he leads the country in passing yards (3,886), passing yards per game (431.8) and total offense per game (457.9). In fact, Mahomes also ranks second nationally in points responsible for per game (27.3) and total points responsible for (246). The junior has thrown for over 300 yards in seven of nine games this season which includes five 400-yard performances and a three games with at least 500 yards.
- Texas Tech has successfully scored on 90 percent (44-of-49) of its redzone appearances this season as the Red Raiders have scored a touchdown on 37 of their trips (76 percent).
- The Red Raiders have held a strong grip on the ball so far this season as Texas Tech has lost just four fumbles. The school record for fumbles lost in a season is four which was set in back-to-back seasons from 2000-01. The Red Raiders currently rank 23rd nationally and second in the Big 12 in fumbles lost.
- True freshman running back Da'Leon Ward has carried the load for the Red Raiders in the back field over the last three games, beginning with his first career start on Oct. 22 against Oklahoma. He is averaging 73.0 yards per game during that span, highlighted by back-to-back games with at least 90 yards on the ground. Ward had 23 carries for 98 yards at TCU, both of which that were career highs. He followed with 22 carries for 93 yards and a touchdown this past weekend against Texas.

TEXAS TECH IN NCAA, BIG 12 RANKINGS

(Through Week Nine)

Category	NCAA Rank	Big 12 Rank
Passing Offense	1st	1st
First Downs Offense	1st	1st
3rd Down Conversion Pct.	1st	1st
Total Offense	2nd	1st
Scoring Offense	4th	1st
Completion Percentage	10th	2nd
Blocked Kicks	20th	3rd
Fumbles Lost	23rd	2nd

NATIONAL LEADERS IN PASSING YARDS THROUGH NINE GAMES

(National Leaders since 2000)

Team (Year)	Yards
1. Texas Tech (2003)	4,507
2. Texas Tech (2016)	4,372
3. Texas Tech (2007)	4,331
4. Washington State (2014)	4,305
5. Houston (2011)	4,114

NCAA FBS PASSING OFFENSE LEADERS

(National Leaders)

School	Yards/Game
1. Texas Tech	500.6
2. Louisiana Tech	376.0
3. Washington State	372.6
4. California	365.6
5. Syracuse	357.1
6. East Carolina	355.6
7. Toledo	347.1

RED RAIDER OFFENSE AGAINST THE REST OF THE NATION

(Since 2000)

TOTAL YARDS		PASSING YARDS		TOUCHDOWNS	
TEXAS TECH	103,833	TEXAS TECH	80,821	BOISE STATE	1,134
BOISE STATE	100,783	HAWAII	70,977	OKLAHOMA	1,067
OKLAHOMA	99,420	HOUSTON	62,999	OREGON	1,051
OREGON	99,375	BOISE STATE	60,409	TEXAS TECH	1,024
HOUSTON	96,848	OKLAHOMA	59,850	SOUTHERN CALIFORNIA	950

STATISTICAL LEADERS



TEXAS TECH	CATEGORY	OK STATE
Demarcus Felton	Rushing	Justice Hill
53 att., 289 yds., 3 TDs		137 att., 663 yds., 4 TDs
Patrick Mahomes II	Passing	Mason Rudolph
306-458, 3886 yds., 31 TDs		214-329, 2989 yds., 22 TDs
Jonathan Giles	Receiving	James Washington
60 rec., 982 yds., 12 TDs		50 rec., 974 yds., 8 TDs
Jonathan Giles	All-Purpose Yards	James Washington
982 yds., 109.1 avg.		1000 yds., 111.1 avg.
Jordyn Brooks	Tackles	Jordan Stems
61 tackles (42 solo)		60 tackles (45 solo)
Kris Williams	Sacks	Vincent Taylor
5.0 sacks		5.5 sacks
Four Players	Interceptions	Richards/Stems
1 interception		3 interceptions
Clayton Hatfield	Field Goals	Ben Grogan
53-56 PATs, 9-10 FGs		43-44 PATs, 14-17 FGs
Michael Barden	Punting	Zach Sinor
27 att., 1057 yds., 39.1 avg.		40 att., 1719 yds., 43.0 avg.
Reginald Davis III	Kickoff Returns	Barry Sanders
12 att., 241 yds., 20.1 avg.		9 att., 187 yds., 20.8 yds.
Cameron Batson	Punt Returns	Barry Sanders
15 att., 159 yds., 10.6 avg.		6 att., 93 yds., 15.5 avg.

STATISTICAL COMPARISON



TEXAS TECH	CATEGORY	OK STATE
46.2	Points Per Game	40.9
284	First Downs	212
937	Rushing Yards	1273
4372	Passing Yards	3085
5309	Total Offense	4358
589.9	Total Offense/Game	484.2
18-330	Kick Returns-Yards	15-282
16-173	Punt Returns-Yards	13-157
4-0	Interception Returns-Yards	11-192
14-4	Fumbles-Lost	10-8
74-615	Penalties-Yards	48-457
30-39.0	Punts-Yards Avg.	43-41.4
39.3	Net Kickoff Average	42.5
30:43	Time of Possession/Game	29:19
81/147	3rd-Down Conversions	53/124
8/19	4th-Down Conversions	3/8
11-70	Sacks-Yards	24-157
56	Touchdowns Scored	46
9-10	Field Goals-Attempts	15-18
90% (44/49)	Redzone Scores	88% (43-49)
76% (38-49)	Redzone Touchdowns	61% (30-49)
53-56	PAT-Attempts	43-45


RECORD BREAKDOWN

	2016	Kingsbury
Overall	4-5	23-24
vs. Big 12 Conference	2-4	12-21
vs. Non-Conference	2-1	11-3
at Jones AT&T Stadium	3-3	13-11
in Away Games	1-2	9-9
at Neutral Sites	0-0	1-4
Day Games	1-2	11-14
Night Games (6 p.m. start or later)	3-3	12-10
vs. Top 25 teams	0-2	2-15
vs. Top 10 teams	0-0	0-5
vs. Top 5 teams	0-0	0-4
vs. Top-Ranked teams	0-0	0-0
TV games	4-5	23-24
on FSN	2-0	10-0
on FOX	0-1	0-6
on FOX Sports 1	1-3	8-7
on ESPN	0-0	3-4
on ABC	0-0	0-5
on ESPN2	1-0	2-0
on ESPNU	0-1	0-2
When scoring first	3-2	18-11
When opponents score first	1-3	5-13
When leading at halftime	3-0	18-3
When trailing at halftime	0-3	1-21
When tied at halftime	1-0	4-0
When leading after third quarter	3-0	21-1
When trailing after third quarter	0-5	1-22
When tied after third quarter	1-0	1-1
In overtime games	1-0	1-0
When scoring less than 20 points	0-1	0-4
When scoring 20-29 points	1-0	2-6
When scoring 30-39 points	0-2	8-9
When scoring 40-49 points	0-0	4-1
When scoring 50+ points	3-2	9-4
When allowing less than 20 points	2-0	6-0
When allowing 20-29 points	1-1	9-1
When allowing 30-39 points	0-1	4-4
When allowing 40+ points	1-5	4-21
When totaling <300 yds total offense	0-0	0-0
When totaling 300+ yds total offense	4-5	23-23
When totaling 400+ yards total offense	3-4	20-16
When totaling 500+ yards total offense	3-3	17-10
When totaling 600+ yards total offense	3-2	12-6
When rushing for 100+ yards	3-2	19-16
When rushing for 150+ yards	1-0	14-6
When passing for 300+ yards	3-5	18-21
When passing for 350+ yards	3-4	17-14
When passing for 400+ yards	3-3	14-7
When passing for 500+ yards	2-3	3-5
When allowing <100 yds rushing	1-0	3-0
When allowing 100+ yds rushing	2-5	19-24
When allowing 200+ yds rushing	1-5	10-22
When allowing <200 yds passing	0-1	9-6
When allowing 200+ yards passing	4-4	13-18
When allowing 300+ yards passing	2-3	6-10
When allowing 400+ yards passing	0-1	0-3
When allowing <300 yards total offense	1-0	3-0
When allowing 300+ yards total offense	3-5	20-24
When allowing 400+ yards total offense	2-4	15-22
When having no turnovers	1-0	6-2
When forcing no turnovers	1-4	5-8
When leading turnover margin	1-1	8-3
When trailing turnover margin	0-4	8-17
When having <2 takeaways	1-4	8-15
When having 2 or more takeaways	2-1	14-9
When leading in time of possession	3-3	8-7
When trailing in time of possession	1-1	15-16

GILES LEADS DEEP WIDE RECEIVER CORPS

- Thanks to four 100-yard performances this season, Jonathan Giles leads the Texas Tech receiving corps through eight games as he has totaled 982 yards through the air. It marks the fourth-most receiving yards for a Red Raider through nine games dating back to 2000 and the most since former All-American tight end Jace Amaro had 1,035 yards at the same point in 2013. Giles was added to the Biletnikoff Award watch list prior to the Oklahoma game.
- Giles needs 117 yards to enter the top 10 in single-season school history where he would match Wes Welker's total from the 2003 season. Crabtree set the school's single-season record with 1,962 receiving yards in 2007 which is followed by Jace Amaro's 1,352 yards from the 2013 campaign.
- Giles finished with a career-high 219 yards on 12 catches against Kansas, marking the first time a Red Raider went for over 200 yards since Darrin Moore in 2011 against Texas State. He was also the first Red Raider to record 200 receiving yards in a Big 12 contest since Michael Crabtree had 237 yards and Danny Amendola totaled 233 yards against Oklahoma State in 2007.
- Giles has been a popular target in the redzone this season as he is tied for fourth nationally with 12 receiving touchdowns. His total already ranks tied for seventh all-time in Texas Tech single-season school history as he passed Eric Ward's total (2011) during the Texas game.
- In addition to ranking among the national leaders in receiving touchdowns, Giles also ranks 12th in both receiving yards (982) as well as receiving yards per game (109.1) and 18th in receptions per game (6.7). His teammate Cameron Batson also ranks 21st nationally in receiving touchdowns (8) and 38th in receptions per game (5.6).
- Giles along with teammates Dylan Cantrell and Cameron Batson all caught a touchdown pass in each of Texas Tech's first four games this season. It marked the first time in Texas Tech's passing era (2000-present) where multiple Red Raiders have caught at least one touchdown pass in each of the first four games of the season.
- Batson went on to extend his streak with a 15-yard touchdown reception in the final seconds against K-State. His five-game streak to start the season marked the third-longest in program history only behind Michael Crabtree's runs in both 2007 and 2008.
- The Texas Tech receiving core has accounted for 39 plays through the air that have gone at least 25 yards. Giles leads all players with 12 catches over 25 yards this year, six of which that have gone for a touchdown. Keke Coutee follows behind with seven grabs of 25 yarders or longer, including four for touchdowns.
- The trio of Giles, Batson and Coutee accounted for 438 of Texas Tech's school record 734 passing yards against Oklahoma as Coutee led the group with career highs for both receptions (10) and receiving yards (172). Giles also hauled in 10 passes for 167 yards and two touchdowns while Batson caught nine passes for 99 yards. Fellow inside receiver Ian Sadler recorded seven catches for 75 yards as well.

HATFIELD NEARING TOP 10 IN TECH HISTORY

- Sophomore place kicker Clayton Hatfield is already nearing the top 10 in school history for career field goals as his successful 42-yard attempt against Texas was the 26th of his career. Hatfield enters the Oklahoma State game trailing Brian Hall (1974-77) by two field goals for 10th all-time in program history and Don Grims (1971-73) by three successful attempts for ninth.
- In addition, Hatfield has also been among the most-accurate kickers in the country the past two seasons as he has found the uprights in 88.5 percent of his attempts (23-of-26). Hatfield's career percentage ranks fifth among active kickers and is on pace to be the highest in Texas Tech history.
- Hatfield currently ranks ninth nationally in field-goal percentage as he has nailed 9-of-10 attempts this season (90 percent). Arizona State kicker leads the country with a 95.2 percentage (20-of-21).

FANS ONCE AGAIN PACK JONES AT&T STADIUM

- Red Raider fans once again flocked to Jones AT&T Stadium as Texas Tech averaged 58,250 fans per game in its six home contests this season. The average ranked as the second-highest in program history, trailing only the 58,934 fans per game that watched the Red Raiders in 2014.
- The three largest season attendance averages in Texas Tech history have all come during Kliff Kingsbury's tenure. Tech averaged 57,932 fans per game in Kingsbury's first season in 2013 which broke the single-season school record at the time.

NCAA LEADERS IN RECEIVING TDs

(National Leaders)	
Player (School)	Rec. TDs
1. Carlos Henderson (LA Tech)	15
2. Corey Davis (W. Michigan)	14
John Ross (Washington)	14
4. Jonathan Giles (Texas Tech)	12
Dede Westbrook (Oklahoma)	12
6. Dante Pettis (Washington)	11
7. Seven Players	10

SINGLE-SEASON RECEIVING LEADERS

(Texas Tech All-Time Leaders)	
Player (Year)	Rec. Yards
1. Michael Crabtree (2007)	1,962
2. Jace Amaro (2013)	1,352
3. Joel Filani (2006)	1,300
4. Lloyd Hill (1992)	1,261
5. Danny Amendola (2007)	1,245
6. Carlos Francis (2003)	1,177
Jarrett Hicks (2004)	1,177
8. Michael Crabtree (2008)	1,165
9. Jakeem Grant (2015)	1,143
10. Wes Welker (2003)	1,099
Approaching: Jonathan Giles (2016)	982

LONGEST TD STREAKS TO START SEASON

(Texas Tech Wide Receivers since 2000)	
Player (Year)	Games
1. Michael Crabtree (2008)	10
2. Michael Crabtree (2007)	6
3. Eric Ward (2011)	5
Cameron Batson (2016)	5

TEXAS TECH CAREER FG LEADERS

(Texas Tech All-Time Leaders)	
Player (Years)	Field Goals
1. Ryan Bustin (2012-14)	50
2. Alex Trillica (2004-07)	48
3. Bill Adams (1977-79)	43
4. Ricky Gann (1981-84)	41
Scott Segrist (1985-88)	41
6. Lin Elliott (1988-91)	40
7. Jon Davis (1991-94)	35
Chris Birkholz (1998-00)	35
9. Don Grims (1971-73)	29
10. Brian Hall (1974-77)	28
Approaching: Clayton Hatfield (2015-16)	26

TECH SINGLE-SEASON ATTENDANCE

(Texas Tech All-Time Results)	
Year	Average
2014	58,934
2016	58,250
2013	57,932
2012	57,215
2010	57,108



RECORDS FALL AGAINST OKLAHOMA

- ▶ Texas Tech set the program's single-game school record with 854 yards (734 passing, 120 rushing) of total offense against Oklahoma. It broke the previous mark of 776 yards that was set against Iowa State last season. Both Tech and Oklahoma finished just 18 yards shy of matching the Big 12 record that was set in 2013 by Baylor.
- ▶ Texas Tech quarterback Patrick Mahomes' 819 yards of total offense (734 passing, 85 rushing) not only set the Texas Tech single-game record and the Big 12 single-game record but also the NCAA FBS single-game record. The previous mark for Tech and the Big 12 was set by B.J. Symons who had 681 yards of total offense (661 passing, 20 rushing) at Ole Miss on September 27, 2003. The NCAA FBS mark was held by Washington State's Connor Halliday (734 passing, 17 rushing) against California on October 4, 2014.
- ▶ Mahomes' career night marked was sparked by a Texas Tech and Big 12 single-game mark of 734 passing yards. The 734 passing yards also tied the NCAA FBS which was previously set by Washington State's Connor Halliday against California on Oct. 4, 2014. The Texas Tech and Big 12 single-game record of 661 yards was previously set by B.J. Symons at Ole Miss on Sept. 27, 2003.
- ▶ Since the 2000 season, only six teams have accounted for more than 819 yards of total offense. They are Baylor (872 yards vs. West Virginia on Oct. 5, 2013), San Jose State (849 yards vs. Nevada on Nov. 10, 2001), Louisville (845 yards at Syracuse on Sept. 9, 2009), Nevada (844 yards at Idaho on Nov. 6, 2010), Louisiana Tech (839 yards on Oct. 20, 2012) and Fresno State (822 yards vs. New Mexico on Nov. 23, 2013).
- ▶ Texas Tech and Oklahoma snapped the NCAA FBS record with 1,708 combined yards of total offense. It snapped the previous record of 1,640 yards that was previously set in 2001 by San Jose State and Nevada. Texas Tech and Oklahoma also combined for 1,279 passing yards, which snapped the previous NCAA FBS record of 1,261 yards that was set by Washington State and California in 2014.
- ▶ Mahomes snapped the Texas Tech and Big 12 single-game records with 88 passing attempts. He broke the previous record of 72 attempts that was notched by Graham Harrell during Texas Tech's 34-27 victory over No. 3 Oklahoma on Nov. 17, 2007. Mahomes took part in 90 plays altogether (88 passing, 12 rushing), breaking the NCAA single-game record of 98 that was set by Northwestern's Mike Kafka against Auburn in 2010.
- ▶ Texas Tech and Oklahoma combined for 125 total points, which broke the school record of 123 that was set just a year ago between the Red Raiders and Oklahoma State.
- ▶ Mahomes and Oklahoma quarterback Baker Mayfield combined for 1,383 yards of total offense, breaking the NCAA FBS record of 1,321 that was set by TCU's Matt Vogler and Houston David Klingler in 1990.
- ▶ Texas Tech converted 20 of its 25 third-down attempts against Oklahoma which is six more than any other FBS team this season. In fact, Tech is the most successful program in the country when it comes to third-down conversions this year as the Red Raiders have been successful in 59 percent of their attempts. The Red Raiders, who led the country with a 51.7 conversion clip a year ago, are currently on pace to snap the NCAA FBS record of 57.9 percent that was set by Georgia Tech during the 2014 season.

NCAA FBS RECORDS BROKEN VERSUS OU

(All-Time Leaders)	
Category	Total
Combined Yards	1,708
Combined Passing Yards	1,279
Total Offense (Mahomes)	819
Passing Yards (Mahomes)	734 (Tied)
Combined Yards by Two Players	1,383

TEXAS TECH SINGLE-GAME RECORD

(Total Offense)	
Opponent	Total Yards
1. vs. Oklahoma (2016)*	854
2. vs. Iowa State (2015)*	776
3. vs. Iowa State (2003)	775
4. vs. Sam Houston State (2005)	770
5. vs. Stephen F. Austin (2016)*	758

* indicates games under Kliff Kingsbury

NEWS & NOTES FROM THE RED RAIDER SIDELINE

- ▶ Texas Tech has found success early in games this season as the Red Raiders are outscoring opponents, 117-70, in the opening quarter. The Red Raiders have held opponents to seven or less points in four of their nine games this season.
- ▶ The Red Raider defense has made several big stops over the last two weeks as Texas Tech held TCU to just one touchdown over the final 49:30 of regulation en route to a 27-24 victory in double overtime. The Red Raiders then held Texas scoreless over its final four possessions while forcing a key fumble during the fourth quarter.


UNIFORM WATCH

(Since 2009)



Texas Tech record since 2009 while wearing the following uniform combinations:

Helmet-Jersey-Pants	Record
BLACK-BLACK-BLACK	11-8
Black-White-Black	10-6
Black-Red-Black	6-3
White-White-White	8-5
Black-Red-White	4-0
Black-Black-White	4-2
Black-Red-Red	3-1



Black-White-White	1-2
Black-Gray-Black	1-0
Gray-Gray-Gray	1-0
Black-Black-Red	0-1
Black-White-Red	0-3
White-White-Red	0-2
White-Black-White	0-1
Gray-White-Gray	0-3
Red-Red-White	1-0



Wounded Warrior (2010)	1-0
Wounded Warrior (2011)	0-1
Lone Star Pride (2012)	0-1
Lone Survivor (2013)	0-1
Lone Star Pride (2013)	0-1
Throwbacks (2014)	0-1
White Ombre' (2014)	0-1
Lone Star Pride (2014)	0-1
Black Ombre' (2014)	0-1
Throwbacks - White (2015)	2-0

PRESEASON HONORS

DE'QUAN BOWMAN (WR)

- Athlon Sports Preseason All-Big 12 (Fourth Team)

BAYLEN BROWN (OL)

- Athlon Sports Preseason All-Big 12 (Second Team)

BREIDEN FEHOKO (DL)

- Athlon Sports Preseason All-Big 12 (Third Team)
- Polynesian Player of the Year Watch List

JONATHAN GILES (WR)

- Biletnikoff Award Watch List

CLAYTON HATFIELD (PK)

- Preseason All-Big 12 Team
- Athlon Sports Preseason All-Big 12 (Second Team)
- Lou Groza Award Watch List

JAH'SHAWN JOHNSON (DB)

- Athlon Sports Preseason All-Big 12 (Fourth Team)

DEVIN LAUDERDALE (WR)

- Athlon Sports Preseason All-Big 12 (Fourth Team)

PATRICK MAHOMES II (QB)

- Earl Campbell Tyler Rose Award Watch List
- Johnny Unitas Golden Arm Award Watch List
- Johnny Unitas Golden Arm Award Finalist
- Rotary Lombardi Award Watch List
- Maxwell Award Watch List
- Maxwell Award Semifinalist
- Davey O'Brien Award Semifinalist
- Davey O'Brien Award Watch List
- Manning Award Watch List
- AFCA Good Works Team Nominee
- Wuerffel Trophy Nominee
- Athlon Sports Preseason All-Big 12 (Second Team)
- Davey O'Brien Award "Great 8" List (Sept. 12)
- Big 12 Player of the Week (Sept. 12)

TONY MORALES (OL)

- Rimington Award Watch List

IAN SADLER (WR)

- Athlon Sports Preseason All-Big 12 (Third Team)

JUSTIN STOCKTON (RB)

- Doak Walker Award Watch List
- Athlon Sports Preseason All-Big 12 (Second Team)



GAME 10: OKLAHOMA STATE

2016 BIG 12 STANDINGS

	CONF	PCT.	OVERALL	STK
Oklahoma	6-0	1.000	7-2	W6
Oklahoma State	5-1	.833	7-2	W5
Baylor	3-2	.600	6-2	L2
West Virginia	4-1	.800	7-1	W1
Kansas State	3-3	.500	5-4	L1
TCU	3-3	.500	5-4	W1
Texas	3-3	.500	5-4	W2
Texas Tech	2-4	.333	4-5	L1
Iowa State	0-6	.000	1-8	L6
Kansas	0-6	.000	1-8	L6

BIG 12 WEEKLY SCHEDULE

SATURDAY, NOVEMBER 12

Iowa State at Kansas (FSN)	11a.m.
Baylor at Oklahoma (ESPN2/ABC)	11 a.m.
Texas Tech at Oklahoma State (FS1)	2:30 p.m.
West Virginia at Texas (FS1)	11a.m.

SATURDAY, NOVEMBER 19

Kansas State at Baylor	TBA
Texas at Kansas	TBA
Texas Tech at Iowa State	TBA
Oklahoma State at TCU	TBA
Oklahoma at West Virginia	TBA

FRIDAY, NOVEMBER 25

TCU at Texas (FOX or FS1)	TBA
Texas Tech vs. Baylor (ESPN)	TBA

SATURDAY, NOVEMBER 26

Kansas at Kansas State	TBA
West Virginia at Iowa State	TBA

BIG 12 PRESEASON POLL

TEAM POINTS

1. Oklahoma (24)	258
2. TCU (2)	222
3. Oklahoma State	202
4. Baylor	156
5. Texas	151
6. Texas Tech	141
7. West Virginia	126
8. Kansas State	88
9. Iowa State	59
10. Kansas	27



- ▶ Opponents are only converting 36.7 of their third-down conversions over the last two weeks. TCU converted just 5-of-15 third downs two weeks ago while Texas found the first-down marker in 6-of-15 attempts last weekend.
- ▶ The Red Raiders are averaging 26.0 points in the first half alone this season thanks in part to reaching the 28-point mark five times before the break.
- ▶ Texas Tech has scored in double digits in 22 of its 36 quarters (61.1 percent) this year (does not include overtime).
- ▶ Texas Tech has recorded touchdown drives of 70 yards or longer 41 times already this season, two of which that went for at least 90 yards.
- ▶ Texas Tech has made steady improvements on punt returns this year as Cameron Batson is averaging 10.6 yards a return which ranks 23rd nationally and second in the Big 12. His average is currently the highest for a Red Raider in a season since former Red Raider wide receiver and current offensive coordinator Eric Morris boasted a similar average in 2008.

- ▶ Texas Tech leads the country this season in passing plays of 10 yards, 20 yards and 30 yards or more.
- ▶ Senior defensive back Justis Nelson has been key in leading a young defense as he currently ranks 25th nationally and third in the Big 12 for passes defended, averaging 1.2 per game.
- ▶ True freshman linebacker Jordyn Brooks leads the Red Raiders with 61 tackles (42 solo) through the first nine games of the season. Brooks, who has started all nine games of his true freshman season, has also totaled 3.0 tackles for loss and three pass breakups. He leads all Big 12 freshmen defenders in tackles heading into this weekend's contest against Oklahoma State. Brooks also ranks among the top freshmen nationally in solo tackles per game (4.7).
- ▶ Texas Tech has used a total of 13 true freshmen so far this season, led by Brooks, Travis Bruffy and Kevin Moore, who have all played in every game so far this year.
- ▶ Nic Shimonek has proven to be a quality option outside of Patrick Mahomes II as the junior has completed 67.3 percent of his passes (37-of-55) this season for 461 yards and six touchdowns. Shimonek totaled the bulk of his passing yards after coming on in relief of Mahomes in Texas Tech's Sept. 29 conference opener against Kansas.

TEXAS TECH KNOWS OFFENSE

- ▶ Texas Tech is currently riding a consecutive game scoring streak that spans 241 games dating back to the 1997 season. The streak, which began Oct. 25, 1997, against Texas A&M, ranks 11th nationally and is the second-longest streak in the Big 12 Conference behind TCU.
- ▶ Texas Tech has posted 325-plus yards of total offense in 62-consecutive games, the longest active streak in the FBS. That streak began on Nov. 19, 2011, at Missouri.
- ▶ Texas Tech is the only school in the country to rank among the top 15 teams for total offense and top 10 for passing offense in every season since 2002.
- ▶ In addition, Texas Tech has ranked in the top 10 for passing offense in each of the past 15 seasons (2001-present).
- ▶ Prior to the West Virginia game, Texas Tech had scored 50 or more points in nine-consecutive home games which marked the longest streak in NCAA history. It snapped the previous record of eight-straight games set by Yale during the 1887-88 seasons. Florida is the only other school since 1990 to record a streak of six or more consecutive home games with at least 50 points.
- ▶ Texas Tech has scored 40 or more points regularly under head coach Kliff Kingsbury. The Red Raiders have eclipsed the 40-point mark 18 times under Kingsbury and the 50-point plateau a total of 13 times.
- ▶ Since the start of the 2015 season, Texas Tech has boasted one of the most impressive quick-strike offenses. The Red Raiders have had 52 touchdown-scoring drives last under two minutes during that time while 22 lasted less than a minute.
- ▶ In 47 games as head coach, Kliff Kingsbury has guided the Red Raider offense to at least 500 yards of total offense 28 times during his tenure. During that span, Kingsbury has also led Texas Tech to 700 yards of total offense five times, all of which rank among the top-10 totals in program history.
- ▶ The success of the Texas Tech offense under Kliff Kingsbury has been impressive knowing the Red Raiders have not had an upperclassman quarterback leading the offense to start any of his three previous seasons. Patrick Mahomes II became the first junior or senior quarterback to lead the Red Raiders in a season opener since Seth Doege (a senior) earned the nod in 2012.

TRUE FRESHMEN PARTICIPATION

Name	Position	Games Played
Erik Baughman	P	1
Jordyn Brooks	LB	9
Travis Bruffy	OL	9
Douglas Coleman	DB	8
Kevin Moore	DB	9
Johnathan Picone	LB	8
Desmon Smith	DB	5
Brayden Stringer	LB	8
T.J. Vasher	WR	1
Joseph Wallace	DL	5
Da'Leon Ward	RB	7
Antoine Wesley	WR	1

CONSECUTIVE GAMES SCORING STREAK

(National Rankings)		
Games	School	Years
355	Florida	1988-present
302	TCU	1992-present
294	Air Force	1992-present
282	Tennessee	1994-present
280	Ohio State	1993-present
278	Virginia Tech	1995-present
271	Georgia	1995-present
267	Nebraska	1996-present
246	Georgia Tech	1997-present
247	Boise State	1997-present
241	TEXAS TECH	1997-present

PLAYS GAINING 30-PLUS YARDS

(National Rankings; 2013-16)		
Rank	School	30-Yard Plays
1.	Baylor	184
2.	Oregon	160
3.	TEXAS TECH	158
4.	Western Kentucky	151
5.	Bowling Green	137
6.	Miami, Fla.	136
	Oklahoma State	136
	Texas A&M	134
	Ohio State	132
	Louisville	132
	Indiana	132
12.	Marshall	129
13.	Colorado State	128

CONSECUTIVE HOME GAMES WITH 50+ POINTS

(All-Time Leaders)		
School	Dates	Games
1. Texas Tech	Sept. 5, 2015-Oct. 15, 2016	9
2. Yale	Nov. 5, 1887-Nov. 17, 1888	8
3. Harvard	Oct. 8, 1887-Nov. 5, 1887	6
4. Centre	Sept. 27, 1919-Oct. 16, 1920	6
5. UCLA	Sept. 22, 1973-Sept. 28, 1974	6
6. Florida	Aug. 31, 1996-Nov. 16, 1996	6
7. Florida	Oct. 11, 2008-Sept. 12, 2009	6

Source: Sports-Reference.com



WIDE RECEIVER U

- ▶ Texas Tech easily stakes claim to the tag "Wide Receiver U" and has the numbers to prove it. Since 2000, Texas Tech has completed 655 touchdown passes, easily the most in the country during that span.
- ▶ According to research from *SportsReference.com*, the closest school to the Red Raiders during that span is Hawaii and its 536 touchdown passes. The only other Big 12 school to rank in the top 10 is Oklahoma, which has 510 touchdown passes since 2000.
- ▶ In addition, the Red Raiders have two Biletnikoff Awards on display in their trophy case and two of the most prolific receivers in the NFL over the past several seasons: Michael Crabtree and Wes Welker.

KINGSBURY WELCOMES SIX NEW MEMBERS TO COACHING STAFF

- ▶ Texas Tech head coach Kliff Kingsbury welcomed six new members to his coaching staff this past spring with the hirings of Joe Robinson (special teams), Kevin Patrick (defensive line), Karl Scott (cornerbacks), DeShaun Foster (running backs) as well as Rusty Whitt (strength & conditioning). Emmett Jones (outside receivers) was promoted to a full-time coaching role after spending the 2015 season as Director of Player Development.
- ▶ Robinson brings a wealth of experience to Texas Tech's special teams units as he previously served stints at South Carolina (2012-15), North Carolina (2011), LSU (2008-10) and Arizona (2004-07). He was named the Special Teams Coordinator of the Year by *FootballScoop.com* in 2010.
- ▶ Foster and Jones are in their first seasons as a collegiate assistant coach. Foster arrived at Texas Tech following three seasons in various roles at UCLA. Jones was previously a longtime Texas high school football before joining the staff prior to the 2015 season.
- ▶ Patrick spent the previous two seasons as an assistant at North Texas. He was previously a longtime assistant at South Florida where he coached the likes of Jason Pierre-Paul, George Selvie and Terrell McClain.
- ▶ Scott arrived at Texas Tech following one season as safeties coach at Louisiana Tech. He was previously the defensive coordinator at Southeastern Louisiana in 2014.
- ▶ Whitt has helped transform Texas Tech's strength and conditioning program in his short time in Lubbock. A former U.S. Army Special Forces member, Whitt joined the Tech staff after six seasons in the same role at Louisiana-Lafayette.

2016 TEXAS TECH COACHING STAFF

Name	Position	Season
Kliff Kingsbury	Head Coach	4th
David Gibbs	Defensive Coordinator	2nd
Eric Morris	Offensive Coordinator	4th
Joe Robinson	Special Teams	1st
Zac Spavital	Linebackers	2nd
Kevin Patrick	Defensive Line	1st
Lee Hays	Offensive Line	4th
Emmett Jones	Outside Receivers	1st
Karl Scott	Cornerbacks	1st
DeShaun Foster	Running Backs	1st
Rusty Whitt	Strength & Conditioning	1st

RED RAIDER DEFENSE ENTERS SECOND SEASON UNDER DAVID GIBBS

- ▶ Texas Tech defensive coordinator David Gibbs is his second season, bringing much-needed stability to the unit. Tech has not had a defensive coordinator remain in place for two-consecutive seasons since Ruffin McNeil from 2007-09. Five different defensive coordinators have spent time in the position since McNeil's departure following the 2009 season.
- ▶ The Texas Tech defense drastically improved in forcing turnovers in Gibbs' first season. The Red Raiders, who had just 15 takeaways in 2014, forced 25 turnovers during the 2015 season, their most since recording the same amount in 2009. Tech opened the 2016 campaign with three takeaways, marking the 10th-consecutive game the unit has forced a turnover.
- ▶ According to research from *CoachingSearch.com*, David Gibbs-led defenses are averaging 2.24 turnovers per game since the 2013 season. It is the highest average among active defensive coordinators nationally. Gibbs previously spent the 2012-14 seasons as Houston's defensive coordinator before arriving in Lubbock.

MOST TAKEAWAYS PER GAME SINCE 2013 AMONG ACTIVE DEFENSIVE COORDINATORS

Coach	School(s)	Turnovers/Game	Record
David Gibbs	Houston, Texas Tech	2.21	27-20
Lionel Washington	Tulane	2.18	16-29
Pete Kwiatowski	Boise State, Washington	2.13	31-17
Gary Patterson	TCU	2.13	31-15

PRESEASON PLAYER NOTABLES

- ▶ Texas Tech elected four captains prior to its season opener against Stephen F. Austin. Serving as a team captains throughout the 2016 season are senior offensive lineman Baylen Brown, junior quarterback Patrick Mahomes II, senior defensive back Justis Nelson and senior linebacker Luke Stice.
- ▶ The 2016 roster features 10 student-athletes who have already earned their undergraduate degrees: Reginald Davis II, Tony Morales, Justis Nelson, Thierry Nguema, Tyler Scalzi, Luke Stice, Keenon Ward, Quinton White, Jr., Kris Williams and Caleb Woodward. Davis, Nguema, White and Woodward all received their Texas Tech degrees this August.
- ▶ Texas Tech defensive coordinator David Gibbs added experience to his unit with the transfers of Kolin Hill (Notre Dame), Ondre Pipkins (Michigan) and Luke Stice (Houston). Hill and Pipkins both sat out the 2015 season learning Gibbs' system while Stice previously played for the second-year defensive coordinator during his previous stop at the University of Houston.
- ▶ Despite the departures of Jakeem Grant and DeAndre Washington, Texas Tech still brings back 65 percent of its scoring from a year ago thanks in part to the return of Patrick Mahomes II, Justin Stockton and Reginald Davis II among others.
- ▶ The Red Raiders return eight different receivers who caught a touchdown a year ago, led by Davis who snagged eight which was two shy of Grant for the team high. The remaining returning receivers with a touchdown in 2015 are Justin Stockton (6), Devin Lauderdale (4), Ian Sadler (3), Jonathan Giles (3), Zach Austin (1), Cameron Batson (1), Tony Brown (1)
- ▶ Mahomes ranks as Texas Tech's leading returning rusher after he recorded 456 yards on the ground in 2015. The Red Raider back field will be boosted this season by junior Justin Stockton, who had 733 all-purpose yards a year ago, as well as senior Quinton White, Jr., sophomore Demarcus Felton and redshirt freshman Corey Dauphine.

300-YARD PASSING GAMES

Patrick Mahomes II (20)

Date	Pass Yards	Opponent
Nov. 15, 2014	393	#24 Oklahoma
Nov. 22, 2014	328	Iowa State
Nov. 29, 2014	598	#5 Baylor
Sept. 5, 2015	425	Sam Houston State
Sept. 12, 2015	361	UTEP
Sept. 26, 2015	392	#3 TCU
Oct. 3, 2015	415	#5 Baylor
Oct. 10, 2015	428	Iowa State
Oct. 17, 2015	354	Kansas
Oct. 31, 2015	480	#12 Oklahoma State
Nov. 14, 2015	384	Kansas State
Nov. 26, 2015	372	Texas
Dec. 29, 2015	370	#22 LSU
Sept. 3, 2016	483	Stephen F. Austin
Sept. 10, 2016	540	Arizona State
Sept. 17, 2016	470	Louisiana Tech
Oct. 8, 2016	504	Kansas State
Oct. 15, 2016	305	#18 West Virginia
Oct. 22, 2016	734	#16 Oklahoma
Nov. 5, 2016	367	Texas

100-YARD RUSHING GAMES

Demarcus Felton (1)

Date	Rush Yards	Opponent
Sept. 17, 2016	123	Louisiana Tech

Justin Stockton (2)

Date	Rush Yards	Opponent
Sept. 4, 2014	135	UTEP
Oct. 10, 2015	101	Iowa State

100-YARD RECEIVING GAMES

Zach Austin (1)

Date	Rec. Yards	Opponent
Oct. 3, 2015	110	#5 Baylor

Cameron Batson (1)

Date	Rec. Yards	Opponent
Sept. 10, 2016	148	Arizona State

Tony Brown (1)

Date	Rec. Yards	Opponent
Oct. 3, 2015	117	#5 Baylor

Keke Coutee (2)

Date	Rec. Yards	Opponent
Oct. 8, 2016	130	Kansas State
Oct. 22, 2016	172	#16 Oklahoma

Reginald Davis (1)

Date	Rec. Yards	Opponent
Sept. 19, 2015	115	Arkansas

Jonathan Giles (4)

Date	Rec. Yards	Opponent
Sept. 17, 2016	186	Louisiana Tech
Sept. 29, 2016	219	Kansas
Oct. 15, 2016	136	#18 West Virginia
Oct. 22, 2016	167	#16 Oklahoma

Devin Lauderdale (3)

Date	Rec. Yards	Opponent
Oct. 11, 2014	112	West Virginia
Sept. 5, 2015	150	Sam Houston State
Sept. 26, 2015	110	#3 TCU

Ian Sadler (2)

Date	Rec. Yards	Opponent
Oct. 31, 2015	122	Oklahoma State
Nov. 26, 2015	108	Texas



TEXAS TECH BOWL HISTORY

Texas Tech is looking to make its 38th postseason bowl appearance in its 92-year history which ranks among the top-20 programs all-time in bowl games played. The Red Raiders rank third among current Big 12 Conference programs in appearances.

SCHOOL	APPEARANCES
1. Alabama	63
2. Texas	53
3. USC	52
Nebraska	52
5. Georgia	51
Tennessee	51
7. Oklahoma	49
8. LSU	47
9. Penn State	46
Ohio State	46
11. Georgia Tech	44
Michigan	44
13. Florida State	43
Florida	43
15. Arkansas	41
16. Auburn	40
17. Texas Tech	37
Miami (Fla.)	37
Mississippi	37
Texas A&M	37
Clemson	37
22. UCLA	35
Washington	35
25. West Virginia	34
BYU	34
Notre Dame	34

#REDRAIDERSINTHENFL

Ten former Red Raiders enter the 2016 season on NFL rosters, including three members of the 2015 Texas Tech squad.

Jace Amaro (2011-13)	Tennessee Titans
Danny Amendola (2004-07)	New England Patriots
Le'Raven Clark (2012-15)	Indianapolis Colts
Michael Crabtree (2007-08)	Oakland Raiders
Cody Davis (2009-12)	Los Angeles Rams
Jakeem Grant (2012-15)	Miami Dolphins
Bradley Marquez (2010-13)	Los Angeles Rams
LaAdrian Waddle (2009-12)	New England Patriots
DeAndre Washington (2011-15)	Oakland Raiders
Kerry Hyder (2009-13)	Detroit Lions

Red Raiders drafted under head coach Kliff Kingsbury:

Jace Amaro (TE)	2nd Round (2014)
Will Smith (LB)	7th Round (2014)
Le'Raven Clark (OL)	3rd Round (2016)
DeAndre Washington (RB)	5th Round (2016)
Jakeem Grant (WR)	6th Round (2016)



KINGSBURY IN ELITE COMPANY AMONG ACTIVE HEAD COACHES

- Texas Tech head coach Kliff Kingsbury is one of only two NCAA FBS coaches that finished in the top 10 in the Heisman Trophy voting and also played in the National Football League. Kingsbury joins Michigan's Jim Harbaugh as the only two active coaches to accomplish this feat. Harbaugh finished third in the 1986 Heisman Trophy race and played 13 seasons in the NFL. Kingsbury, meanwhile, ranked ninth in the 2002 Heisman Trophy voting and then played five seasons in the NFL with stops with the New England Patriots, New Orleans Saints, New York Jets and Denver Broncos.

TEXAS TECH HEAD COACH KLIFF KINGSBURY

- Kliff Kingsbury is the only former Texas Tech player to return to his alma mater as its head coach.
- Under Kingsbury, Texas Tech has annually ranked among the top offenses nationally, finishing in the top 10 for total offense in all three seasons. Tech ranked second in 2015 for total offense, scoring offense and passing offense.
- At the age of 37, Kingsbury is the second-youngest head coach in a power-five conference (ACC, Big Ten, Big 12, Pac-12, SEC) and the third-youngest coach in the FBS. First-year Iowa State head coach Matt Campbell overtook Kingsbury's reign as the youngest head coach in the power five after the Cyclones hired him this offseason.
- Kingsbury is one of 16 head coaches at the NCAA Division I FBS level working at their alma mater.

TEXAS TECH - A WINNING TRADITION

- Since 1993, Texas Tech has endured just two sub-.500 seasons. On that note, Texas Tech ranks among the nation's top-six programs in regards to experiencing the least sub-.500 seasons since 1993. Only four NCAA FBS college football programs—Florida State (0), Southern California (1), Ohio State (1) and Florida (1)—have fewer sub-.500 seasons in the last 23 years.
- Texas Tech has made 37 postseason bowl appearances in its 91-year history which ranks among the top-20 programs all-time in bowl games played. The Red Raiders rank third among current Big 12 Conference programs in bowl appearances.
- Despite falling in the 2015 AdvoCare V100 Texas Bowl held in Houston, Texas Tech has won four of its last five bowl appearances dating back to the 2009 season.
- Texas Tech has participated in 14 bowl games since the start of the 2000 season. The Red Raiders are 9-5 in bowl games during that span.

ZACH THOMAS ELECTED INTO RING OF HONOR

- Legendary All-American linebacker Zach Thomas became the newest member of the prestigious Texas Tech Football Ring of Honor on Oct. 22 when he was inducted prior to kickoff between the Red Raiders and Oklahoma. Thomas is the fifth Red Raider to be enshrined into the Ring of Honor, joining the likes of Donny Anderson, Gabe Rivera, E.J. Holub and Dave Parks.
- Thomas was a 2015 inductee into the College Football Hall of Fame. He remains a celebrated figure in Texas Tech history after a stellar four-year career where he led the Red Raiders to three bowl games. Thomas, who went on for a successful 13-year NFL career that included seven All-Pro honors, was a two-time Southwest Conference Defensive Player of the Year honoree as well as a finalist for the prestigious Butkus Award.

KIRBY HOCUTT NAMED CFP COMMITTEE CHAIRMAN

- Texas Tech Director of Athletics Kirby Hocutt will add another important title during the 2016 football season - chairman of the College Football Playoff Selection Committee. Hocutt was named the Big 12's representative to the CFP's selection committee prior to the 2015 season and is year two of a three-year term.
- The College Football Playoff Committee matches the No. 1 seed vs. No. 4, and No. 2 vs. No. 3 in national semifinal games that rotate annually among the Chick-fil-A Peach Bowl, Goodyear Cotton Bowl, Capital One Orange Bowl, Allstate Sugar Bowl, Rose Bowl Game presented by Northwestern Mutual and Fiesta Bowl. The committee members produce weekly rankings after the ninth weekend of games. The members meet in person on Mondays and Tuesdays in Dallas.
- Texas Tech is coming off one of its best athletic years in recent years under Hocutt as 14 of its 17 intercollegiate programs advanced to the NCAA postseason. In addition, Tech was the only Big 12 member to play in a bowl game and also participate in both the men's basketball and baseball NCAA Tournaments.
- Texas Tech also claimed three Big 12 team titles during the 2015-16 academic year: men's tennis (first in program history), women's soccer (first in program history) and baseball (first since 1997).

HEAD COACHES AT THEIR ALMA MATER

(Active Head Coaches)

School	Name	Years Played
Air Force	Troy Calhoun	1985-88
Ball State	Mike Neu	1990-93
Boise State	Bryan Harsin	1995-99
BYU	Kailani Sitake	1994, 1997-00
Georgia	Kirby Smart	1995-98
Hawaii	Nick Rolovich	2000-01
Kent State	Paul Haynes	1987-91
Miami	Mark Richt	1978, 1980-82
Michigan	Jim Harbaugh	1983-86
Missouri	Barry Odom	1996-99
Northwestern	Pat Fitzgerald	1993-96
Oklahoma State	Mike Gundy	1986-89
Stanford	David Shaw	1991-94
Texas Tech	Kliff Kingsbury	1999-02
Utah State	Matt Wells	1994-96
UTEP	Sean Kugler	1985-88



TEXAS TECH IN NCAA RANKINGS

CATEGORY	NCAA	BIG 12
3rd Down Conversion Pct.	1st	1st
3rd Down Conversion Pct. Defense	89th	6th
4th Down Conversion Pct.	99th	7th
4th Down Conversion Pct. Defense	91st	7th
Blocked Kicks	20th	3rd
Blocked Kicks Allowed	44th	6th
Blocked Punts	-	-
Blocked Punts Allowed	1st	1st
Completion Percentage	10th	2nd
Fewest Penalties	120th	9th
Fewest Penalties per Game	122nd	9th
Fewest Penalty Yards	109th	8th
Fewest Penalty Yards per Game	114th	8th
First Downs Defense	125th	10th
First Downs Offense	1st	1st
Fumbles Lost	23rd	2nd
Fumbles Recovered	90th	7th
Kickoff Return Defense	100th	9th
Kickoff Returns	113th	9th
Net Punting	111th	10th
Passes Had Intercepted	77th	8th
Passes Intercepted	111th	10th
Passing Offense	1st	1st
Passing Yards Allowed	123rd	10th
Passing Yards per Completion	55th	6th
Punt Return Defense	60th	7th
Punt Returns	31st	5th
Red Zone Defense	95th	8th
Red Zone Offense	27th	3rd
Rushing Defense	115th	10th
Rushing Offense	124th	10th
Sacks Allowed	100th	8th
Scoring Defense	124th	10th
Scoring Offense	4th	1st
Tackles for Loss Allowed	54th	2nd
Team Passing Efficiency	14th	3rd
Team Passing Efficiency Defense	100th	7th
Time of Possession	49th	2nd
Total Defense	126th	10th
Total Offense	2nd	1st
Turnover Margin	108th	9th
Turnovers Gained	123rd	10th
Turnovers Lost	37th	4th
Winning Percentage	62nd	6th

RED RAIDERS IN NCAA RANKINGS

PLAYER	NCAA	BIG 12
Cameron Batson		
Receiving TDs	21st	3rd
Receptions Per Game	38th	7th
Punt Returns	23rd	2nd
Dylan Cantrell		
Receptions Per Game	46th	9th
Kris Williams		
Sacks	51st	6th
Jonathan Giles		
Receiving TDs	4th	1st
Receiving Yards Per Game	12th	2nd
Receptions Per Game	18th	2nd
Receiving Yards	12th	2nd
Scoring	58th	9th
Total Points Scored	53rd	7th
Total TDs	24th	4th
Clayton Hatfield		
Field Goal Percentage	9th	1st
Scoring	33rd	4th
Total Points Scored	30th	3rd

NATIONAL RANKINGS

ASSOCIATED PRESS (Nov. 6)		
TEAM	RECORD	POINTS
1. Alabama (60)	9-0	1524
2. Michigan (1)	9-0	1432
3. Clemson	9-0	1408
4. Washington	9-0	1364
5. Louisville	8-1	1255
6. Ohio State	8-1	1245
7. Wisconsin	7-2	1159
8. Auburn	7-2	1081
9. Oklahoma	7-2	996
10. Texas A&M	7-2	820
11. West Virginia	7-1	805
12. Penn State	7-2	752
13. Utah	7-2	686
14. Western Michigan	9-0	583
15. North Carolina	7-2	559
16. Colorado	7-2	550
17. Oklahoma State	7-2	516
18. Virginia Tech	7-2	479
19. LSU	5-3	454
20. Florida State	6-3	450
21. Nebraska	7-2	434
22. Florida	6-2	390
23. Washington State	7-2	305
24. Boise State	8-1	226
25. Baylor	6-2	90

OPPONENTS RECEIVING VOTES: None

AMWAY COACHES POLL (Nov. 6)		
TEAM	RECORD	POINTS
1. Alabama (62)	9-0	1598
2. Michigan	9-0	1497
3. Clemson (1)	9-0	1493
4. Washington	9-0	1422
5. Louisville	8-1	1316
6. Ohio State	8-1	1307
7. Texas A&M	7-2	1191
8. Wisconsin	7-2	1075
9. Florida	7-2	1068
10. Nebraska	7-1	877
11. Oklahoma	7-2	801
12. Auburn	7-2	788
13. Baylor	7-2	695
14. LSU	7-2	667
15. West Virginia	7-2	627
16. Utah	6-2	486
17. North Carolina	7-2	483
18. Western Michigan	6-3	482
19. Florida State	5-3	479
20. Colorado	7-2	476
21. Virginia Tech	9-0	467
22. Oklahoma State	7-2	466
23. Penn State	7-2	331
24. Boise State	8-1	211
25. Washington State	6-2	161

OPPONENTS RECEIVING VOTES: Louisiana Tech (1)

COLLEGE FOOTBALL PLAYOFF (Nov. 8)

TEAM	RECORD
1. Alabama	9-0
2. Clemson	9-0
3. Michigan	9-0
4. Washington	9-0
5. Ohio State	8-1
6. Louisville	8-1
7. Wisconsin	7-2
8. Texas A&M	7-2
9. Auburn	7-2
10. Penn State	7-2
11. Oklahoma	7-2
12. Colorado	7-2
13. Oklahoma State	7-2
14. Virginia Tech	7-2
15. Utah	7-2
16. West Virginia	7-1
17. North Carolina	7-2
18. Florida State	6-3
19. Nebraska	7-2
20. Southern California	6-3
21. Western Michigan	9-0
22. Boise State	8-1
23. Washington State	7-2
24. LSU	5-3
25. Arkansas	6-3

RED RAIDERS IN NATIONAL RANKINGS

WEEK	AP	COACHES	CFP
Preseason	NR	NR	--
Week 2 (9/6)	NR	NR	--
Week 3 (9/11)	NR	NR	--
Week 4 (9/18)	NR	NR	--
Week 5 (9/25)	NR	NR	--
Week 6 (10/2)	NR	RV	--
Week 7 (10/10)	NR	NR	--
Week 8 (10/16)	NR	NR	--
Week 9 (10/23)	NR	NR	--
Week 10 (10/30)	NR	NR	NR
Week 11 (11/6)	NR	NR	NR
Week 12 (11/13)			
Week 13 (11/20)			
Week 14 (11/27)			
Week 15 (12/4)			

THE LAST TIME TEXAS TECH WAS...

Ranked in AP Poll _____ Nov. 3, 2013 (No. 25)
 Ranked in Coaches' Poll _____ Nov. 3, 2013 (No. 23)
 Received Votes in the AP Poll _____ Oct. 18, 2015 (RV)
 Received Votes in the Coaches' Poll _____ Oct. 2, 2016 (RV)

MISCELLANEOUS RECORDS:

Highest Ranking (AP) _____ No. 2 (Nov. 2-16, 2008)
 Highest Ranking (Coaches) _____ No. 2 (Nov. 9-16, 2008)
 Highest Final Ranking (AP) _____ No. 11 (1938, 1973)
 Highest Ranking (Coaches) _____ No. 11 (1973)
 Consecutive Weeks Ranked (AP) _____ 20 (2004-06)
 Consecutive Weeks Ranked (Coaches) _____ 25 (2004-06)



MAHOMES IN RECORD BOOK

CAREER YARDAGE LEADERS

1. Graham Harrell (2005-08)	15,793
2. Kliff Kingsbury (1999-02)	12,429
3. Patrick Mahomes II (2014-)	10,086
4. Seth Doege (2009-12)	8,646
5. Robert Hall (1990-93)	7,908
6. Taylor Potts (2007-10)	7,835
7. Zebbie Lethridge (1994-97)	6,789
8. Billy Joe Tolliver (1985-88)	6,756
9. B.J. Symons (2000-03)	6,378
10. Davis Webb (2013-14)	5,257

CAREER TOUCHDOWN LEADERS

1. Graham Harrell (2005-2008)	134
2. Kliff Kingsbury (1999-02)	95
3. Patrick Mahomes II (2014-)	83
4. Seth Doege (2009-12)	69
5. Taylor Potts (2007-10)	62
6. B.J. Symons (2000-03)	59
7. Robert Hall (1990-93)	48
8. Davis Webb (2013-14)	44
9. Zebbie Lethridge (1994-97)	42
10. Billy Joe Tolliver (1985-88)	38

CAREER COMPLETION LEADERS

1. Graham Harrell (2005-08)	1,403
2. Kliff Kingsbury (1999-02)	1,231
3. Seth Doege (2009-12)	819
4. Patrick Mahomes II (2014-)	775
5. Taylor Potts (2007-10)	733
6. B.J. Symons (2000-03)	554
7. Robert Hall (1990-93)	548
8. Zebbie Lethridge (1994-97)	519
9. Billy Joe Tolliver (1985-88)	493
10. Sonny Cumbie (2001-04)	461

CAREER TOTAL OFFENSE LEADERS

1. Graham Harrell (2005-08)	15,611
2. Kliff Kingsbury (1999-01)	12,263
3. Patrick Mahomes II (2014-)	10,906
4. Seth Doege (2009-12)	8,700
5. Robert Hall (1990-93)	8,489
6. Zebbie Lethridge (1994-97)	7,690
7. Taylor Potts (2007-10)	7,653
8. B.J. Symons (2000-03)	6,586
9. Billy Joe Tolliver (1985-88)	6,475
10. Ron Reeves (1978-81)	5,544

CAREER TOUCHDOWNS RESPONSIBLE FOR

1. Graham Harrell (2005-08)	146
2. Patrick Mahomes II (2014-)	103
3. Kliff Kingsbury (1999-02)	100
4. Seth Doege (2009-12)	75
5. Zebbie Lethridge (1994-97)	71
6. Taurean Henderson (2002-05)	69
7. Taylor Potts (2007-10)	66
8. B.J. Symons (2000-03)	61



PATRICK MAHOMES II

Through nine games this season, **Patrick Mahomes II** has continued to be recognized as one of college football's top quarterbacks. The junior enters Saturday's game against Oklahoma State as the nation's leader in passing yards (3,886), passing yards per game (431.8) as well as total offense per game (460.7) after leading a Red Raider offense that is already averaging 46.2 points per game.

Most impressively, Mahomes has recorded big numbers despite coming out early in the second half of Texas Tech's season-opening win over Stephen F. Austin as well as its Big 12 opener against Kansas. His big play ability hasn't been just felt through the air, though, as he also ranks second nationally in points responsible for per game (27.3) thanks in part to his 10 rushing touchdowns to go along with his 31 passing touchdowns.

Mahomes has recorded over 300 passing yards in seven of nine games this season with the lone exceptions coming against Kansas and TCU. Through 26 games as Texas Tech's starting quarterback, Mahomes has now thrown for at least 300 yards 20 times, including 10 times with 400 or more yards. He has gone for over 500 yards four times during his career as well, three times of which that have come this season.

Mahomes returned for his junior season after emerging as one of the nation's top quarterbacks in 2015. In his first full season as a starter, Mahomes threw for 4,653 yards and 36 touchdowns while adding another 456 yards and 10 touchdowns on the ground. He is the youngest player in NCAA FBS history to record 5,000 yards of total offense and just the 13th signal caller all-time to reach the mark.

MAHOMES NAMED FINALIST FOR JOHNNY UNITAS AWARD

Mahomes was named a finalist for the Johnny Unitas Golden Arm Award and a semifinalist for the Maxwell Award last week. Mahomes is one of five finalists for the Johnny Unitas Award which is presented annually to the nation's top quarterback. He is joined by Washington State's Luke Falk, Oklahoma's Baker Mayfield, North Carolina's Mitch Trubisky and Clemson's Deshaun Watson. Mahomes is also one of 18 semifinalists for the Maxwell Award which is awarded to college football's most outstanding player. Mahomes is the first Red Raider to be named a Maxwell Award semifinalist since Graham Harrell and Michael Crabtree in 2008.

MAHOMES SNAPS NCAA TOTAL OFFENSE RECORD

Mahomes put his name in the NCAA record book against Oklahoma as the junior completed 52-of-88 passes for 734 yards and five touchdowns while also rushing for two more on 12 carries and 85 yards. His 819 yards of total offense easily broke the NCAA FBS single-game record of 751 that was set by Washington State's Connor Halliday in 2014. Mahomes also matched Halliday's FBS record with 734 passing yards. Mahomes, who set a new career high with seven total touchdowns and notched a new Texas Tech and Big 12 record with 88 attempts, was named the Big 12 Co-Player of the Week, his second weekly award this year.

MAHOMES IN NATIONAL RANKINGS

(Through Week Nine)

Category	NCAA Rank	Big 12 Rank
Passing Yards	1st	1st
Passing Yards/Game	1st	1st
Total Offense/Game	1st	1st
Points Responsible For	2nd	1st
Points Responsible/Game	2nd	1st
Completions/Game	2nd	1st
Passing TDs	3rd	1st
Completion Percentage	14th	2nd
Passing Efficiency	15th	3rd
Yards per Pass Attempt	18th	4th
Rushing TDs	22nd	3rd

COMPARING THE TOP QUARTERBACKS IN TEXAS TECH HISTORY

(First 26 Career Starts; Includes Starts Only)

Through the first 26 starts of his young career, Patrick Mahomes II has torched opposing defenses, amassing over 7,000 yards of passing to put himself already in mention among the top quarterbacks in Texas Tech history.

Mahomes enters his senior season already ranked among the top 10 career passers in school history and could potentially move into the top three by the end of the year, joining the likes of Graham Harrell (2006-08) as well as his head coach, Kliff Kingsbury (1992-02).



KLIFF KINGSBURY

1999-2002



GRAHAM HARRELL

2006-08



PATRICK MAHOMES II

2014-Present

Comp-Att.	763-1,175	Comp-Att.	880-1,261	Comp-Att.	735-1,149
Percentage	65%	Percentage	70%	Percentage	64%
Yards	7482	Yards	9853	Yards	9,662
Touchdowns	50	Touchdowns	83	Touchdowns	80
Interceptions	29	Interceptions	25	Interceptions	24



MAHOMES HAS THREE 500-YARD OUTINGS THIS YEAR

Mahomes' performance against Oklahoma marked the third time already this season where the junior has thrown for over 500 yards as he previously finished 38-of-53 for 540 yards and five touchdowns at Arizona State and then added 504 yards and five total touchdowns at Kansas State. He is just the sixth player dating back to 2000 to throw for 500 yards three times in a season. Houston signal caller Case Keenum (2009) and former Red Raider B.J. Symons (2003) lead the group with four games of over 500 yards.

CAREER RUSHING TDs AMONG TECH QBs

(All-Time Leaders)

Player	Year	Yards
1. Zebbie Lethridge	1994-97	27
2. Patrick Mahomes II	2014-	20
3. Ron Reeves	1978-81	18
4. Robert Hall	1990-93	17
5. Rodney Allison	1975-77	16

MAHOMES PASSES KINGSBURY ON TECH TOUCHDOWNS RESPONSIBLE FOR CHART

Mahomes passed head coach Kliff Kingsbury on the Texas Tech career touchdowns responsible for chart during the Texas game as he now has 103 in his two-plus seasons. Graham Harrell (2005-08) controls the school record with 146 career touchdowns.

MAHOMES AMONG TEXAS TECH RUSHING QBs

Mahomes' 15-yard scamper into the endzone in the first overtime against TCU marked the 20th rushing touchdown of his career. Mahomes enters Saturday's game in sole possession of second place all-time among Tech quarterbacks after passing former Red Raider great Ron Reeves (1978-81) against Oklahoma. Zebbie Lethridge leads all Texas Tech quarterbacks with 27 rushing touchdowns from 1994-97. Mahomes, who entered the Oklahoma game tied with Robert Hall (1990-93) for third all-time, has recorded less than 100 carries fewer than both Hall and Reeves and less than 200 attempts than Lethridge. His 10 rushing touchdowns this season are tied with Rodney Allison (1976) for the most in Texas Tech single-season history.

MAHOMES CONCENTRATES SOLELY ON FOOTBALL

Not long after the Texas Tech completed the 2015 season, Patrick Mahomes II made an important decision. The quarterback who emerged as one of the best in college football was going to give up a sport he loved - baseball. Mahomes, who previously was a member of the Tech baseball program following his 2014 true freshman campaign, concentrated solely on football this past spring, a move that was credited by head coach Kliff Kingsbury as furthering Mahomes' development entering the 2016 season.

MAHOMES, KINGSBURY APPEAR ON DCTF COVER

Patrick Mahomes II and head coach Kliff Kingsbury were both featured this summer on the cover of Dave Campbell's Texas Football magazine, marking Texas Tech's first appearance on the cover since 2008.



WHAT THEY ARE SAYING...

"He's a freak of nature, built like a linebacker and breaks the mold of Texas Tech quarterbacks, who have posted huge passing without Mahomes' dynamic athletic ability."

- Mitch Sherman, ESPN.com

"Maybe the best-kept secret in college football, Mahomes is on the precipice of becoming the game's next big star."

- Jake Trotter, ESPN.com

"From what my eyes have seen the last couple years, especially last season, Patrick Mahomes is rare stuff. I think he's the most physically gifted quarterback going into (the 2016 season)."

- Brock Huard, ESPN

"Patrick Mahomes is a unique talent. Can't wait to see how he continues to develop at Tech this fall."

- Bruce Feldman, FOX Sports (via Twitter)

"He's got the potential to be the best Texas Tech quarterback maybe ever. It's because of him that I think Texas Tech is going to exceed expectations."

- Joel Klatt, FOX Sports

"He's as good of a quarterback as there is in this league, maybe arguably in the country."

- Mike Gundy, Oklahoma State head coach

"He's a magician. You can tell your kids, but over and over on film you see it. Someone has him dead to rights for a sack and he does something to get away."

- Clint Bowen, Kansas defensive coordinator

MAHOMES BY THE NUMBERS

2,543

Passing yards for Mahomes during the first half of games this season. This number alone ranks 21st nationally among FBS quarterbacks.

819

Total yards Mahomes accumulated against Oklahoma, which easily broke the NCAA FBS record.

649


Number of passing yards that separate Mahomes and the nation's second-leading passer, Washington State's Luke Falk.

41

Number of touchdowns Mahomes is responsible for this season, which ranks second nationally. He has 31 passing touchdowns and 10 rushing touchdowns.

12

Passing touchdowns Mahomes needs to tie head coach Kliff Kingsbury for second place in the Texas Tech career record book.



KINGSBURY FILE

Hometown _____ New Braunfels, Texas
High School _____ New Braunfels '98
College _____ Texas Tech '01
Family _____ Tim & Sally Kingsbury (parents)
Klint Kingsbury (brother)

COACHING HISTORY

2008-09: Houston Offensive Quality Control
2010: Houston Assistant Coach (quarterbacks)
2011: Houston Co-Offensive Coordinator (quarterbacks)
2012: Texas A&M Offensive Coordinator (quarterbacks)
2013-Present: Texas Tech Head Coach

POSTSEASON EXPERIENCE

2008	_____	Bell Helicopter Armed Forces Bowl
2009	_____	Bell Helicopter Armed Forces Bowl
2013	_____	National University Holiday Bowl
2015	_____	AdvoCare V100 Texas Bowl

RECORD AGAINST OPPONENTS

Arizona State	1-1
Arkansas	1-1
Baylor	0-3
Central Arkansas	1-0
Iowa State	3-0
Kansas	4-0
Kansas State	1-3
Louisiana Tech	1-0
LSU	0-1
Oklahoma	0-4
Oklahoma State	0-3
Sam Houston State	1-0
SMU	1-0
Stephen F. Austin	2-0
TCU	2-2
Texas	1-3
Texas State	1-0
UTEP	2-0
West Virginia	1-3

Bold represents 2016 opponent.

RECORD AGAINST CONFERENCES

American	1-0
Big 12	12-21
FCS Opponents	4-0
Pac-12	1-1
Conference USA	3-0
Southland	3-0
Sun Belt	1-0
Southeastern (SEC)	1-1

PLAYING EXPERIENCE

1994-97	_____	New Braunfels High School
1999-02	_____	Texas Tech
2003-04	_____	New England Patriots
2004-05	_____	New Orleans Saints
2005	_____	Denver Broncos / New York Jets
2006	_____	Buffalo Bills / Cologne Centurions (NFL Europe)
2007	_____	Winnipeg Blue Bombers/Montreal Alouettes (CFL)
2008	_____	Team Texas (All-American Football League)



HEAD COACH KLIFF KINGSBURY

Kliff Kingsbury (@TTUKingsbury), the architect of one of the nation's most high-powered offenses, is in his fourth season as head coach at Texas Tech. The 15th head coach in program history, Kingsbury was tabbed to lead his alma mater on Dec. 12, 2012.

Under his watch, the Red Raiders have boasted an explosive offense that has annually ranked among the top units in the country. Tech has made two bowl appearances under Kingsbury, who currently has a 23-24 overall record.

Tech concluded the 2015 season ranked second nationally in total offense, marking the sixth-straight season where a Kingsbury-led offense finished 11th or higher in the category dating back to his time at both Houston and Texas A&M. Tech ranked second in the country for both scoring offense and passing offense in 2015 as well.

The Red Raiders averaged a school record 45.1 points per game in 2015 after scoring at least 25 points in all 13 games. Tech was one of just two schools nationally and the only team in a power-five conference to score 25 or more points in every game of the 2015 season.

OFFENSES UNDER KINGSBURY

Since earning his first coordinator position at Houston in 2010, Kliff Kingsbury has annually produced one of the nation's top offenses. A two-time National Offensive Coordinator of the Year honoree, Kingsbury has produced an offense that has ranked 11th or better nationally in each of the past five seasons. Here is a listing of where Kingsbury's offenses have ranked in the NCAA since 2010:

SCHOOL (YEAR)	TOTAL OFFENSE	SCORING OFFENSE	PASSING OFFENSE	RUSHING OFFENSE
Houston (2010)	11th	13th	5th	61st
Houston (2011)	1st	1st	1st	68th
Texas A&M (2012)	3rd	4th	14th	11th
Texas Tech (2013)	8th	23rd	2nd	111th
Texas Tech (2014)	10th	52nd	5th	80th
Texas Tech (2015)	2nd	2nd	2nd	40th
Texas Tech (2016)	2nd	4th	1st	124th

QUARTERBACKS UNDER KINGSBURY

YEAR	PLAYER	COMP	ATT	PCT.	YARDS	TD	INT	RATE	HEISMAN
2008	Case Keenum (Hou.)	397	589	67.4	5,020	44	11	159.9	N/A
2009	Case Keenum (Hou.)	492*	700*	70.3	5,671*	44*	15	154.8	N/A
2010	David Piland (Hou.)+	201	345	58.3	2,641	24	14	137.4	N/A
2011	Case Keenum (Hou.)	428*	603*	71.0	5,631*	48*	5	174.0	7th
2012	Johnny Manziel (TAMU)^	295	434	68.0	3,706	26	9	155.3	1st
2013	Davis Webb (TTU)	226	361	62.6	2,718	20	9	139.1	N/A
2013	Baker Mayfield (TTU)	218	340	64.1	2,315	12	9	127.7	N/A
2014	Davis Webb (TTU)	211	345	61.2	2,539	24	13	138.4	N/A
2014	Patrick Mahomes II (TTU)	105	185	56.8	1,547	16	4	151.2	N/A
2015	Patrick Mahomes II (TTU)	336	517	56.0	4,283	32	14	149.6	N/A
2016	Patrick Mahomes II (TTU)	306	458	66.8	3,886	31	8	156.9	--

+ -- David Piland was the backup to Case Keenum, whose 2010 season was cut short by injury.

[^] -- Johnny Manziel also rushed for 1,410 yards and 21 TDs on his way to claiming the 2012 Heisman Trophy.

* -- Indicates player led the nation in that category.

TEXAS TECH COACHING STAFF


DAVID GIBBS
Defensive Coordinator
Field



ERIC MORRIS
Offensive Coordinator
Press Box




DESHAUN FOSTER
Running Backs
Field



LEE HAYS
Offensive Line
Field




EMMETT JONES
Outside Receivers
Field



KEVIN PATRICK
Defensive Line
Field



JOE ROBINSON
Special Teams
Field



KARL SCOTT
Cornerbacks
Field



ZAC SPAVITAL
Linebackers
Press Box



JONES AT&T STADIUM

JONES AT&T STADIUM, home of Red Raider football since Nov. 29, 1947, is arguably one of the most electric gameday atmospheres in all of college football. Armed with 60,000-plus rabid fans, Dave Curtis of The Sporting News proclaimed in May of 2010 that Jones AT&T Stadium was the best home field advantage in all of college football.

The stadium's majestic beauty on the outside is the perfect facade for a rowdy and terrific game day experience that lies within its walls. Prior to the 2013 season, the experience of watching Red Raider football reached another level with the addition of a high-definition video board that spans 38 X 100 feet in size on a five-tier structure. The stadium added another element for the 2016 season with the construction of a new premium area on the north end of the stadium. Texas Tech has invested more than \$135 millions into Jones AT&T Stadium since 2003 alone with four major renovations, making the facility of the best on-campus football stadiums in the country.

The stadium was officially renamed from Jones Stadium to Jones SBC Stadium in 2000 following major corporate gifts (in excess of \$25 million) from SBC Communications (now AT&T). The stadium was renamed again in 2006 to Jones AT&T Stadium after SBC Communications formally changed its name to AT&T. The "Jones" in Jones AT&T Stadium comes from former Texas Tech president Clifford B. Jones and his wife Aubrey. The stadium was named in their honor upon its opening in 1947.

TOP 20 ATTENDANCE MARKS

Attend	Game	Season
61,836	Tech vs. Oklahoma State	2013
61,283	Tech vs. Oklahoma State	2015
60,997	Tech vs. Texas State	2013
60,961	Tech vs. Texas	2014
60,879	Tech vs. Texas	2012
60,803	Tech vs. Texas	2016
60,800	Tech vs. Oklahoma	2012
60,778	Tech vs. Central Arkansas	2014
60,478	Tech vs. Oklahoma	2016
60,454	Tech vs. Texas	2010
60,454	Tech vs. Oklahoma State	2010
60,277	Tech vs. Arkansas	2014
60,097	Tech vs. Stephen F. Austin	2016
60,073	Tech vs. Sam Houston State	2015
59,260	Tech vs. Iowa State	2011
59,014	Tech vs. Oklahoma	2014
58,955	Tech vs. New Mexico	2012
58,702	Tech vs. TCU	2013
58,502	Tech vs. West Virginia	2014
58,416	Tech vs. Texas A&M	2011

SINGLE-GAME RECORDS

Most Points: 120 vs. Wayland (1925)
Most Points (Since 1950): 80 vs. Sam Houston State (2005)
Most Opponent Points: 70 vs. Oklahoma State (2015)
Most Combined Points: 125 (OU 66, Tech 59, 2016)
Most Combined Points (Since 1950): 125 (OU 66, Tech 59, 2016)
Largest Margin of Victory: 120 (Tech vs. Wayland – 1925)
Largest Margin of Victory (Since 1950): 71-0, vs. New Mexico A&M (1953)

GAME/SEASON RECORDS

Most Home Games, Season: 9 games (1932)
Most Home Games, Season (Since 1950): 8 (1994, 2000)
Most Home Wins, Season: 7 games (1965, 2005, 2008)
Most Home Losses, Season: 5 games (1944, 1950)
Most Home Losses, Season (Since 1950): 4 games (1952, 1957, 1962, 1966, 1981, 1982, 1984, 1990, 2011)
Most Home Ties, Season: 2 (1925)
Most Home Ties, Season (Since 1950): 1 game (1954, 1956, 1968, 1979, 1981, 1983)
Undefeated Home Seasons: 14 (Last: 2008)
Longest Home Winning Streak: 13 (1939-42); before Jones AT&T Stadium
Longest Home Losing Streak: 6 (1943-44)
Most Points, Season: 367 (2005)
Fewest Points, Season: 20 (1928)

MISCELLANEOUS RECORDS

All-Time Home Record: 342-168-13
All-Time Jones AT&T Stadium Record (since 1947): 255-138-6
Last Tie Game: vs. TCU, 10-10 (1983)

MISCELLANEOUS STATISTICS

AVERAGE HOME ATTENDANCE RECORD:
 58,934 – 2014 (6 games)

AVERAGE HOME STUDENT ATTENDANCE RECORD:
 11,249 – 2013 (6 games)

STADIUM RECORD ATTENDANCE:
 61,836 – Texas Tech vs. #12 Oklahoma State (Nov. 2, 2013)

FIRST GAME AT JONES AT&T STADIUM:

Nov. 29, 1947 – Texas Tech vs. Hardin-Simmons

FIRST GAME ON ARTIFICIAL TURF:

Sept. 12, 1970 – Texas Tech vs. Tulane

FIRST GAME ON FIELDTURF:

Sept. 2, 2006 – Texas Tech vs. SMU

TEXAS TECH ALL-TIME HOME RECORD (SINCE 1925):

In 92 seasons of football at Texas Tech, the Red Raiders are 342-168-13 all-time in home games.

TEXAS TECH AT JONES AT&T STADIUM (SINCE 1947):

In 68 seasons at The Jones, Texas Tech is 255-138-6 at home.

STADIUM RECORD ATTENDANCE FOR A SEASON OPENER:

60,778 – Texas Tech vs. Central Arkansas (Aug. 30, 2014)

STADIUM RECORD FOR STUDENT ATTENDANCE:

16,092 – Texas Tech vs. #24 TCU (Sept. 12, 2013)

STADIUM RECORD FOR STUDENT ATTENDANCE - SEASON OPENER

15,142 – Texas Tech vs. Central Arkansas (Aug. 30, 2014)

HOME WINNING STREAK AT JONES AT&T STADIUM:

12 – Began with 34-27 win over Oklahoma on Nov. 17, 2007, through 52-30 loss to Texas A&M on Oct. 24, 2009

WINNING SEASONS:

56 – Winning or non-losing seasons in 68 years at Jones AT&T Stadium. The last team to go undefeated at home was the 2008 squad with a record of 7-0.



TEXAS TECH vs. OKLAHOMA STATE

Oct. 31, 2015 | Jones AT&T Stadium | 2:30 p.m. CT | ESPN

LUBBOCK, Texas (AP) - Mason Rudolph and J.W. Walsh each threw for two touchdowns while Raymond Taylor scored two rushing TDs as No. 12 Oklahoma State came from behind to beat Texas Tech 70-53 on Saturday to remain in the hunt for the Big 12 title.

The combined points are the third most involving a ranked team without playing overtime.

Walsh found James Washington twice in the fourth quarter, one for 75 yards and then for 73 yards to seal the win for the Cowboys (8-0, 5-0).

Raymond scored from 4 and 28 yards. His second TD put the Cowboys ahead for the first time.

Ramon Richards returned an interception 59 yards for a score with six seconds left in the game.

Texas Tech's Jakeem Grant returned a kickoff 100 yards and had a 90-yard catch.

Patrick Mahomes completed 38 of 55 passes for 480 yards and four touchdowns for the Red Raiders (5-4, 2-4).

Jones AT&T Stadium (54,872)
October 31, 2015

SCORE BY QUARTERS	1	2	3	4	FINAL
Oklahoma State	14	14	14	28	70
Texas Tech	24	14	0	15	53

RUSHING: Texas Tech - Washington, De. 22-95; Mahomes, P. 11-46; Stockton, J. 3-17; Barden, Michael 2-5; Grant, Jakeem 1-minus 1. **Oklahoma State** - Walsh, J.W. 8-80; Taylor, Raymond 5-58; Carson, Chris 7-26; Carr, Jeff 2-15; Childs, Rennie 4-13; Rudolph, Mason 8-minus 1; TEAM 2-minus 7.

PASSING: Texas Tech - Mahomes, P. 38-55-2-480. **Oklahoma State** - Rudolph, Mason 21-35-1-285; Walsh, J.W. 4-5-0-167; TEAM 0-1-0-0; Hays, Austin 1-1-0-19; Carson, Chris 1-1-0-7.

RECEIVING: Texas Tech - Grant, Jakeem 13-178; Sadler, Ian 8-122; Lauderdale, D. 4-49; Stockton, J. 3-48; Austin, Zach 3-27; Batson, Cameron 3-18; Washington, De. 2-16; Davis, Reginald 1-14; Clark, Le'Raven 1-8. **Oklahoma State** - McCleskey, Jalen 5-9; Washington, J. 4-200; Glidden, David 4-80; Ateman, Marcell 3-31; Hays, Austin 3-30; Sheperd, Brandon 2-54; Carson, Chris 2-26; Lacy, Chris 2-22; Jarwin, Blake 1-19; Rudolph, Mason 1-7.

INTERCEPTIONS: Texas Tech - Allen, Dakota 1-3. **Oklahoma State** - Richards, Ramon 1-59; Hunter, Michael 1-8.

TACKLES (UA-A): Texas Tech - Ward, Keenon 6-2; Awe, Micah 4-3; Bethel, Nigel 5-1; Madison, Tevin 4-2; Gaines, J.J. 3-3; Nguema, Thierry 4-1; Allen, Dakota 3-2; Hinton, D'Vonta 4-0; Alston, Deme. 3-1; **Oklahoma State** - Burton, Jordan 10-3; Flowers, Tre 11-1; Sterns, Jordan 5-2; Ogbah, Emmanuel 4-3; Whitener, Chad 6-0; Brailford, J. 5-0; Averette, D. 4-1; Jacobs, Seth 3-2.

SCORING SUMMARY

QTR	Time	Team	Scoring Play	Drive / Time
1st	14:14	TTU	Stockton, J. 42 yd pass from Mahomes, P. (Hatfield, C. kick)	3-75 / 0:46
	09:34	TTU	Stockton, J. 3 yd pass from Mahomes, P. (Hatfield, C. kick)	4-97 / 1:33
	06:21	TTU	Hatfield, C. 42 yd field goal	6-14 / 2:11
	04:25	OSU	Jarwin, B. 19 yd pass from Hays, A. (Grogan, B. kick)	8-75 / 1:56
	04:13	TTU	Grant, J. 100 yd kickoff return (Hatfield, C. kick)	
2nd	00:42	OSU	Hays, A. 12 yd pass from Rudolph, M. (Grogan, B. kick)	9-82 / 3:31
	11:35	TTU	Grant, J. 12 yd pass from Mahomes, P. (Hatfield, C. kick)	11-65 / 4:07
	08:14	OSU	Taylor, R. 4 yd run (Grogan, B. kick)	8-67 / 3:21
	03:37	OSU	Sheperd, B. 31 yd pass from Rudolph, M. (Grogan, B. kick)	7-64 / 2:51
	00:46	TTU	Mahomes, P. 1 yd run (Hatfield, C. kick)	8-62 / 2:51
3rd	08:51	OSU	McCleskey, J. 67 yd punt return (Grogan, B. kick)	
	01:49	OSU	Taylor, R. 28 yd run (Grogan, B. kick)	6-66 / 2:17
4th	12:40	TTU	Sadler, I. 20 yd pass from Mahomes, P. (Hatfield, C. kick)	12-75 / 4:09
	12:04	OSU	Walsh, J.W. 1 yd run (Grogan, Ben kick)	2-65 / 0:36
	09:23	OSU	Washington, J. 75 yd pass from Walsh, J.W. (Grogan, B. kick)	3-93 / 1:08
	04:48	TTU	Washington, D. 4 yd run (Giles, J. pass from Mahomes, P.)	12-75 / 4:35
	03:50	OSU	Washington, J. 73 yd pass from Walsh, J.W. (Grogan, B. kick)	2-75 / 0:58
	00:06	OSU	Richards, R. 59 yd interception return (Grogan, B. kick)	

TEAM STATISTICS

	OSU	TTU
FIRST DOWNS	29	32
RUSHES-YARDS (NET)	36-184	39-162
PASSING YDS (NET)	478	480
Passes Att-Comp-Int	43-27-1	55-38-2
TOTAL OFFENSE PLAYS-YARDS	79-662	94-642
Fumble Returns-Yards	0-0	0-0
Punt Returns-Yards	1-67	1-13
Kickoff Returns-Yards	3-63	7-177
Interception Returns-Yards	2-67	1-3
Punts (Number-Avg)	5-40.2	3-40.3
Fumbles-Lost	3-0	2-1
Penalties-Yards	7-65	7-66
Possession Time	27:36	32:24
Third-Down Conversions	7 of 14	10 of 17
Fourth-Down Conversions	1 of 1	1 of 3
Red-Zone Scores-Chances	4-4	5-5
Sacks By: Number-Yards	2-8	2-14



DEPTH CHART

OFFENSE

LT 65 Baylen Brown _____ 6-5 ____ 305 ____ Sr-3L _____ San Antonio, Texas
58 Madison Akamnonu ____ 6-5 ____ 310 ____ Fr-RS _____ Arlington, Texas

LG 72 Jack Reichel _____ 6-5 ____ 290 ____ So-TR _____ Sacramento, Calif.
74 Cole Collier _____ 6-1 ____ 300 ____ So-1L _____ Prosper, Texas

C 51 Tony Morales _____ 6-3 ____ 295 ____ Sr-1L _____ Arlington, Texas

RG 73 Justin Murphy _____ 6-6 ____ 310 ____ So-1L _____ Belton, Texas
76 Paul Stawarz _____ 6-5 ____ 295 ____ So-RS _____ Glen Ellyn, Ill.

RT 78 Terence Steele _____ 6-6 ____ 300 ____ Fr-RS _____ Cibolo, Texas
64 Ethan Smith _____ 6-6 ____ 275 ____ So-1L _____ Humble, Texas

QB 5 Patrick Mahomes II ____ 6-3 ____ 230 ____ Jr-2L _____ Whitehouse, Texas
16 Nic Shimonek _____ 6-3 ____ 220 ____ Jr-1L _____ Corsicana, Texas

RB 4 Justin Stockton _____ 5-10 ____ 200 ____ Jr-2L _____ Cibolo, Texas
23 Quinton White _____ 5-7 ____ 215 ____ Sr-3L _____ College Station, Texas

X 6 Devin Lauderdale _____ 5-10 ____ 176 ____ Sr-2L _____ Houston, Texas
-or- 11 Derrick Willies _____ 6-3 ____ 215 ____ Jr-TR _____ San Bernardino, Calif.

H 13 Cameron Batson _____ 5-9 ____ 175 ____ Jr-2L _____ Oklahoma City, Okla.
-or- 20 Keke Coutee _____ 5-11 ____ 175 ____ So-1L _____ Lufkin, Texas

Y 12 Ian Sadler _____ 5-11 ____ 195 ____ Jr-2L _____ Argyle, Texas
-or- 9 Jonathan Giles _____ 5-11 ____ 185 ____ So-1L _____ Missouri City, Texas

Z 2 Reginald Davis III _____ 6-0 ____ 185 ____ Sr-3L _____ Tenaha, Texas
-or- 14 Dylan Cantrell _____ 6-3 ____ 210 ____ Jr-2L _____ Whitehouse, Texas

SPECIAL TEAMS

LS 53 Kyle Heffron _____ 5-11 ____ 225 ____ Jr-SQ _____ San Antonio, Texas
-or- 35 Tyler Scalzi _____ 6-4 ____ 238 ____ Sr-3L _____ Flower Mound, Texas

PK 96 Clayton Hatfield _____ 5-10 ____ 170 ____ So-1L _____ Boerne, Texas
49 Michael Barden _____ 5-10 ____ 175 ____ So-1L _____ Austin, Texas

P 49 Michael Barden _____ 5-10 ____ 175 ____ So-1L _____ Austin, Texas
96 Clayton Hatfield _____ 5-10 ____ 170 ____ So-1L _____ Boerne, Texas

DEFENSE

END 13 Kolin Hill _____ 6-2 ____ 250 ____ So-TR _____ Schertz, Texas
-or- 12 Zach Barnes _____ 6-3 ____ 240 ____ Jr-2L _____ Loganville, Ga.

N 9 Ondre Pipkins _____ 6-3 ____ 325 ____ Sr-TR _____ Kansas City, Mo.
96 Broderick Washington ____ 6-3 ____ 305 ____ Fr-RS _____ Longview, Texas

T 4 Breiden Fehoko _____ 6-3 ____ 295 ____ So-1L _____ Honolulu, Haw.
99 Mychealon Thomas _____ 6-1 ____ 325 ____ Jr-TR _____ Dallas, Texas

RUSH 5 Gary Moore _____ 6-5 ____ 240 ____ Jr-2L _____ Clarksville, Texas
6 Kris Williams _____ 6-1 ____ 240 ____ Sr-2L _____ Dallas, Texas

WILL 34 D'Vonta Hinton _____ 5-9 ____ 225 ____ So-1L _____ Texas City, Texas
33 Brayden Stringer _____ 6-2 ____ 205 ____ Fr-HS _____ Cypress, Texas

MIKE 20 Jordyn Brooks _____ 6-1 ____ 235 ____ Fr-HS _____ Houston, Texas
10 Johnathan Picone ____ 6-1 ____ 220 ____ Fr-HS _____ Covington, La.

SAM 41 Malik Jenkins _____ 6-1 ____ 225 ____ Sr-3L _____ Ennis, Texas
37 Luke Stice _____ 6-0 ____ 230 ____ Sr-TR _____ Midland, Texas

LC 31 Justis Nelson _____ 6-2 ____ 180 ____ Sr-3L _____ Mesquite, Texas
-or- 28 Paul Banks III _____ 6-2 ____ 185 ____ Sr-1L _____ Houston, Texas

FS 7 Jah'Shawn Johnson ____ 5-10 ____ 180 ____ So-1L _____ Ennis, Texas

SS 15 Keenon Ward _____ 5-9 ____ 200 ____ Sr-3L _____ Snyder, Texas
24 Payton Hendrix _____ 6-2 ____ 210 ____ So-1L _____ Dallas, Texas

RC 3 D.J. Polite-Bray _____ 6-0 ____ 195 ____ Jr-2L _____ Lithonia, Ga.
17 Thierry Nguema _____ 5-10 ____ 175 ____ Sr-3L _____ Corona, Calif.

KO 96 Clayton Hatfield _____ 5-10 ____ 170 ____ So-1L _____ Boerne, Texas
49 Michael Barden _____ 5-10 ____ 175 ____ So-1L _____ Austin, Texas

KR 2 Reginald Davis III _____ 6-0 ____ 185 ____ Sr-3L _____ Tenaha, Texas
-or- 20 Keke Coutee _____ 5-11 ____ 175 ____ So-1L _____ Lufkin, Texas

PR 13 Cameron Batson _____ 5-9 ____ 175 ____ Jr-2L _____ Oklahoma City, Okla.
20 Keke Coutee _____ 5-11 ____ 175 ____ So-1L _____ Lufkin, Texas



KISEAN ALLEN 38

DB | 5-11 | 170 | So.-1L
Mesquite, Texas | Poteet H.S.

- ▶ **LAST GAME:** Recorded two tackles against Texas, which marked his sixth-straight start at safety.
- ▶ Previously recorded a career-high six tackles against Kansas State, West Virginia and Oklahoma.
- ▶ Played in primarily a reserve role or on special teams prior to earning first career start in Big 12 opener against Kansas.
- ▶ Ranks third on the team with four special teams tackles.

CAREER HIGHS

Tackles _____ 6, 3x, vs. Oklahoma (2016)*
Tackles For Loss _____ None
Sacks _____ None
Interceptions _____ None
Fumbles Forced _____ None
Fumbles Recovered _____ None
Quarterback Hurries _____ None
Pass Breakups _____ None

TACKLES	G	UA	A	Tot.	TFL	Yds	PD	FF	FR	Blkd	QBH
2015	5	0	0	0	0.0	0	0	0	0	0	0
2016	8	28	3	31	0.0	0	0	0	0	0	0
TOTAL	13	28	3	31	0.0	0	0	0	0	0	0



PAUL BANKS III 28


DB | 6-2 | 185 | Sr.-1L
Houston, Texas | Kashmere H.S.
Navarro J.C.

- ▶ **LAST GAME:** Recorded a career-high six tackles to go along with two pass breakups, which was also a career high, against Texas.
- ▶ Made his first start of the season against West Virginia after sitting out the first four games of the 2016 campaign.
- ▶ Played in seven games during his first season as a Red Raider in 2015 where he had 15 tackles and two pass breakups.

CAREER HIGHS

Tackles _____ 6, vs. Texas (2016)
Tackles For Loss _____ None
Sacks _____ None
Interceptions _____ None
Fumbles Forced _____ None
Fumbles Recovered _____ None
Quarterback Hurries _____ None
Pass Breakups _____ 2, vs. Texas (2016)
* Indicates most recent high

TACKLES	G	UA	A	Tot.	TFL	Yds	PD	FF	FR	Blkd	QBH
2015	7	12	3	15	0.0	0	2	0	0	0	0
2016	5	14	3	17	0.0	0	5	0	0	0	0
TOTAL	12	26	6	32	0.0	0	7	0	0	0	0



MICHAEL BARDEN 49

PK | 5-10 | 175 | So.-1L
Austin, Texas | Westlake H.S.

- ▶ **LAST GAME:** Called on to punt five times against Texas, booming a punt of 59 yards, that rolled all the way to the Texas 1 yard line.
- ▶ Recorded just 27 punts this season, the fewest for a Big 12 punter so far this year.
- ▶ Inserted on kickoffs 26 times already this year, which has resulted in 20 touchbacks.
- ▶ In his first full season as Texas Tech's starting punter after seeing action in five games last year as either the place kicker or backup punter.

CAREER HIGHS

Points Scored _____ 10, vs. Sam Houston State (2015)
PAT's _____ 7, twice, UTEP (2015)*
Field Goals Made _____ 1, twice, vs. UTEP (2015)*
Field Goals Attempted _____ 1, twice, vs. UTEP (2015)*
Longest Field Goal _____ 32, vs. UTEP (2015)
Punt Attempts _____ 5, vs. Stephen F. Austin (2016)
Longest Punt _____ 62, vs. Kansas State (2016)
* Indicates most recent high

FIELD GOALS

YEAR	G	Att	Made	Lg	Pct
2015	8	3	2	32	66.7
2016	8	0	0	0	0.0
TOTAL	16	3	2	32	66.7

PUNTING

Year	No.	Yards	Lg	Avg	
2015	8	16	717	62	44.8
2016	8	27	1057	59	39.1
TOTAL	16	43	1774	62	41.3



ZACH BARNES 12

DL | 6-3 | 240 | Jr.-2L
Loganville, Ga. | Grayson H.S.

- ▶ **LAST GAME:** Finished with one tackle in reserve defensive line duty.
- ▶ Missed two games during non-conference play before returning against Kansas.
- ▶ Began the season with one tackle against Stephen F. Austin, which came on a sack in the third quarter. The sack also caused his first career forced fumble.

CAREER HIGHS

Tackles _____ 4, vs. Sam Houston State (2015)
Tackles For Loss _____ 1.0, vs. Stephen F. Austin (2016)
Sacks _____ 1.0, vs. Stephen F. Austin (2016)
Interceptions _____ None
Fumbles Forced _____ 1, vs. Stephen F. Austin (2016)
Fumbles Recovered _____ 1, at Kansas (2013)
Quarterback Hurries _____ None
Pass Breakups _____ None

TACKLES

G	UA	A	Tot.	TFL	Yds	PD	FF	FR	Blkd	QBH
2013	5	2	0	2	0.0	0	0	0	1	0
2015	7	5	4	9	0.5	1	0	0	0	0
2016	7	5	3	8	1.5	6	0	1	0	0
TOTAL	19	12	7	19	2.0	7	0	1	1	0

SACKS

Year	UA	A	Total	Yds	
2013	5	0	0	0.0	0
2015	7	0	1	0.5	1
2016	7	1	0	1.0	5
TOTAL	19	1	1	1.5	6



CAMERON BATSON 13

WR | 5-9 | 175 | Jr.-2L
Oklahoma City, Okla. | Milwood H.S.

- ▶ **LAST GAME:** Hauled in five passes for 38 yards, two of which went for TDs, his first-career 2-TD game.
- ▶ Totaled at least 80 receiving yards three times this season - at Arizona State (148), vs. Kansas (88), vs. Oklahoma (99).
- ▶ Was one of two receivers nationally to catch a touchdown pass in each of the first five games of the season, joining Washington State's Gabe Marks.
- ▶ Ranks second on the team in both receptions (50) and yards (517).
- ▶ His 159 yards on punt returns are already the most in a season during his career.
- ▶ Posted the first 100-yard receiving game of his career at Arizona State after catching nine passes for 148 yards.

CAREER HIGHS

Receptions _____ 9, twice, vs. Oklahoma (2016)*
Receiving Yards _____ 148, at Arizona State (2016)
Receiving Touchdowns _____ 2, vs. Texas (2016)
Long Reception _____ 66 yards, at Arizona State (2016)
All-Purpose Yards _____ 148, at Arizona State (2016)
Punt Returns _____ 4, 3x, vs. Stephen F. Austin (2016)*
Punt Return Yards _____ 75, vs. Stephen F. Austin (2016)
Long Punt Return _____ 33, vs. Stephen F. Austin (2016)
* Indicates most recent high

RECEIVING

Year	Games	Receptions	Yards	TDs	Long	Receptions per Game	Avg. Yards per Reception	Avg. Yards per Game
2014	12	9	41	0	12	0.8	4.6	3.4
2015	13	29	327	1	45	2.2	11.3	25.2
2016	9	50	517	8	66	5.6	10.3	57.4
TOTAL	34	88	885	9	66	2.6	10.1	26.0

PUNT RETURNS

2014	12	18	65	0	18	3.6	5.4
2015	13	13	81	0	14	6.2	6.2
2016	9	15	159	0	33	10.6	17.7
TOTAL	34	46	305	0	33	6.6	9.0

ALL PURPOSE

G	Rush	Rec	PR	KR	IR	Tot.	Avg/G
2014	12	0	41	65	0	106	8.8
2015	13	2	327	81	16	426	32.8
2016	9	0	517	159	11	687	76.3
TOTAL	34	2	885	305	27	1219	35.9



JORDYN BROOKS 20

LB | 6-1 | 235 | Fr.-HS
Houston, Texas | Stratford H.S.

- ▶ **LAST GAME:** Had yet another strong performance from his linebacker position with eight tackles and a pass breakup vs. Texas.
- ▶ Leads the Red Raiders with 61 tackles (42 solo) despite being in his first collegiate season.
- ▶ In addition, also leads all Big 12 freshmen in tackles so far this season.
- ▶ Started in each of Texas Tech's nine games this year.
- ▶ Best performance of the season came at Arizona State where he had 10 tackles, including two for a loss.

CAREER HIGHS

Tackles _____ 10, twice, at TCU (2016)*
Tackles For Loss _____ 2.0, at Arizona State (2016)
Sacks _____ None
Interceptions _____ None
Fumbles Forced _____ None
Fumbles Recovered _____ None
Quarterback Hurries _____ 1, vs. Kansas (2016)
Pass Breakups _____ 1, 3x, vs. Texas (2016)*
* Indicates most recent high

TACKLES	G	UA	A	Tot.	TFL	Yds	PD	FF	FR	Blkd	QBH
2016	9	42	19	61	3.0	3	2	0	0	0	1



TONY BROWN 8

WR | 6-1 | 195 | So.-1L
La Mirada, Calif. | La Mirada H.S.

- ▶ **LAST GAME:** Tied a career high with five receptions (35 yards) against Texas.
- ▶ Enters his second season as a Red Raider after catching 14 passes for 250 yards and a touchdown as a true freshman.

CAREER HIGHS

Touchdowns _____ 1, vs. Baylor (2015)
Receptions _____ 5, vs. Baylor (2015)
Receiving Yards _____ 117, vs. Baylor (2015)
Receiving Touchdowns _____ 1, vs. Baylor (2015)
Long Reception _____ 51, vs. Baylor (2015)
All-Purpose Yards _____ 117, vs. Baylor (2015)
Kick Returns _____ 1, at Oklahoma (2015)
Punt Return Yards _____ 15, at Oklahoma (2015)
* Indicates most recent high

RECEIVING	G	Rec	Yds	TD	Lg	Rec/G	Avg/C	Avg/G
2015	13	14	250	1	51	1.1	17.9	19.2
2016	8	11	101	0	19	1.4	9.2	12.6
TOTAL	21	25	351	1	51	1.2	14.0	16.7



DYLAN CANTRELL 14

WR | 6-3 | 210 | Jr.-2L
Whitehouse, Texas | Whitehouse H.S.

- ▶ **LAST GAME:** Had a team-high and career high-tying eight receptions for 89 yards against Texas.
- ▶ Previously snapped his career highs with 11 receptions and 87 yards against Kansas State; missed the next two games due to injury.
- ▶ Has now eclipsed the 80-yard receiving mark three times this season.
- ▶ Started the year with a touchdown catch in each of his first four games.
- ▶ His five touchdowns this season are two more than his career total coming into the 2016 campaign.
- ▶ Returned for his junior season after redshirting the 2015 campaign with an injury.

CAREER HIGHS

Touchdowns _____ 1, 8x, at TCU (2016)*
Receptions _____ 11, at Kansas State (2016)
Receiving Yards _____ 89, vs. Texas (2016)
Receiving Touchdowns _____ 1, 7x, vs. Kansas (2016)*
Long Reception _____ 54, vs. Stephen F. Austin (2016)
All-Purpose Yards _____ 89, vs. Texas (2016)
* Indicates most recent high

RECEIVING	G	Rec	Yds	TD	Lg	Rec/G	Avg/C	Avg/G
2013	11	9	70	1	16	0.8	7.8	6.4
2014	12	20	312	2	40	1.7	15.6	26.0
2016	7	38	454	5	54	5.4	11.9	64.9
TOTAL	30	67	836	8	54	2.2	12.5	27.9



DOUGLAS COLEMAN 25

DB | 6-1 | 175 | Fr.-HS
Zachary, La. | Zachary H.S.

- ▶ **LAST GAME:** Had his best game as a Red Raider so far, stripping Texas' D'Onta Foreman at the goalline, and returning the fumble 100 yards for a touchdown. He also had five tackles and two crucial pass breakups.
- ▶ Previous best performance of the season came against Louisiana Tech where he recorded five tackles, including a sack. The sack was the first of his career.
- ▶ Has forced a turnover in consecutive games now, having hauled in a crucial interception late against TCU.
- ▶ One of six Red Raiders with a sack this season and the only one from the secondary.

CAREER HIGHS

Tackles _____ 5, twice, at TCU (2016)*
Tackles For Loss _____ 1.0, vs. Louisiana Tech (2016)
Sacks _____ 1.0, vs. Louisiana Tech (2016)
Interceptions _____ 1, at TCU (2016)
Fumbles Forced _____ None
Fumbles Recovered _____ None
Fumble Returns/Yards _____ 1, 100 yds, vs. Texas (2016)
Quarterback Hurries _____ None
Pass Breakups _____ 2, vs. Stephen F. Austin (2016)* Indicates most recent high

TACKLES	G	UA	A	Tot.	TFL	Yds	PD	FF	FR	Blkd	QBH
2016	8	13	4	17	1.0	4	5	1	1	0	0

SACKS	G	UA	A	Total	Yds
2016	8	1	0	1.0	4



KEKE COUTEE 20

WR | 5-11 | 175 | So.-1L
Lufkin, Texas | Lufkin H.S.

- ▶ **LAST GAME:** Caught five passes for 42 yards against Texas.
- ▶ Had back-to-back strong games in October with a career-high 10 catches and 172 yards against Oklahoma which followed a five catch, 130 yard performance at Kansas State.
- ▶ Performance at Kansas State featured a 61-yard scoring strike in the first quarter.
- ▶ Also had three catches for 73 yards and two touchdowns against Kansas; marked the first time in his career to snag a touchdown pass.
- ▶ Ranks third on the team in receiving yards (509).
- ▶ Logged seven catches of 25 yards or longer so far this season which ranks second on the team.

CAREER HIGHS

Touchdowns _____ 2, vs. Kansas (2016)
Receptions _____ 10, vs. Oklahoma (2016)
Receiving Yards _____ 172, vs. Oklahoma (2016)
Receiving Touchdowns _____ 2, vs. Kansas (2016)
Long Reception _____ 61, at Kansas State (2016)
Rush Attempts _____ 1, vs. Stephen F. Austin (2016)
Rush Yards _____ 6, vs. Stephen F. Austin (2016)
Rush Touchdowns _____ 1, vs. Stephen F. Austin (2016)
All-Purpose Yards _____ 172, vs. Oklahoma (2016)
Kick Returns _____ 2, vs. Texas (2016)
Kick Return Yards _____ 36, vs. Texas (2016)
Long Kick Return _____ 24, vs. Texas (2016)
* Indicates most recent high

RECEIVING	G	Rec	Yds	TD	Lg	Rec/G	Avg/C	Avg/G
2015	13	11	105	0	23	0.8	9.5	8.1
2016	9	33	509	4	61	3.7	15.4	56.6
TOTAL	22	44	614	4	61	2.0	14.0	27.9

RUSHING	G	Att	Yds	TD	Lg	Avg/C	Avg/G
2015	13	0	0	0	0	0.0	0.0
2016	9	1	6	1	6	6.0	0.7
TOTAL	22	1	6	1	6	6.0	0.3

ALL PURPOSE	G	Rush	Rec	PR	KR	IR	Tot.	Avg/G
2015	13	0	105	0	0	0	105	8.1
2016	9	6	509	14	51	0	580	64.4
TOTAL	22	6	614	14	51	0	685	31.1



REGINALD DAVIS III 2

WR | 6-0 | 185 | Sr.-3L
Tenaha, Texas | Tenaha H.S.

- ▶ **LAST GAME:** Did not record a reception against Texas.
- ▶ His 18 career receiving touchdowns are three shy of entering the top 10 in the Texas Tech record book.
- ▶ Averaging 16.5 yards per catch this season, the best clip of his career.
- ▶ Hauled in a 59-yard pass, his longest of the year, in season opener vs. Stephen F. Austin.

CAREER HIGHS

Touchdowns _____ 2, twice, at Arkansas (2015)*
Receptions _____ 7, at Oklahoma (2015)
Receiving Yards _____ 115, at Arkansas (2015)
Receiving Touchdowns _____ 2, twice, at Arkansas (2015)*
Long Reception _____ 72, at Arkansas (2015)
Rush Attempts _____ 1, vs. UTEP (2015)
Rush Yards _____ 21, vs. UTEP (2015)
Rush Touchdowns _____ None
All-Purpose Yards _____ 151, vs. Arizona State (2013)
Kick Returns _____ 4, vs. Oklahoma (2016)
Kick Return Yards _____ 113, vs. Arizona State (2013)
Long Kick Return _____ 90, vs. Arizona State (2013)

* Indicates most recent high

RECEIVING	G	Rec	Yds	TD	Lg	Rec/G	Avg/C	Avg/G
2013	13	15	200	3	38	1.2	13.3	15.4
2014	12	29	318	5	36	2.4	11.0	26.5
2015	13	38	536	8	72	2.9	14.1	41.2
2016	9	15	247	2	59	1.7	16.5	27.4
TOTAL	47	97	1301	18	72	2.1	13.4	27.7
ALL PURPOSE	G	Rush	Rec	PR	KR	IR	Tot.	Avg/G
2013	13	0	200	0	297	0	497	38.2
2014	12	0	318	0	66	0	384	32.0
2015	13	21	536	0	0	0	557	42.8
2016	9	0	247	0	241	0	488	54.2
TOTAL	47	21	1301	0	604	0	1926	41.0



BREIDEN FEHOKO 4

DL | 6-3 | 295 | So.-1L
Honolulu, Hawaii | Farrington H.S.

- ▶ **LAST GAME:** Recorded a quarterback hurry against Texas, which forced an incomplete pass.
- ▶ Has 16 tackles this season, including 3.5 for a loss.
- ▶ Started in each of the 22 games of his collegiate career.
- ▶ Youngest brother of three to wear a Red Raider uniform.

CAREER HIGHS

Tackles _____ 4, vs. Iowa State (2015)
Tackles For Loss _____ 1.0, 7x, at TCU (2016)*
Sacks _____ 1.0, twice, vs. Kansas (2016)*
Interceptions _____ 1, at West Virginia (2015)
Fumbles Forced _____ None
Fumbles Recovered _____ None
Quarterback Hurries _____ 1, 3x, vs. Texas (2016)*

TACKLES	G	UA	A	Tot.	TFL	Yds	PD	FF	FR	Blkd	QBH
2015	13	11	8	19	4.0	13	1	0	0	0	1
2016	9	10	6	16	3.5	12	0	0	0	0	2
TOTAL	22	21	14	35	7.5	25	1	0	0	0	3

SACKS	G	UA	A	Total	Yds
2015	13	1	0	1.0	4
2016	9	1	0	1.0	7
TOTAL	22	2	0	2.0	11



DEMARCUS FELTON 27

RB | 5-7 | 190 | So.-1L
Houston, Texas | Dekaney H.S.

- ▶ **LAST GAME:** Saw limited action against Texas.
- ▶ Currently ranks as Texas Tech's rushing leader with 289 yards on 53 carries this year (5.5 yards per carry).
- ▶ Previously surpassed the 100-yard mark for the first time in his career against Louisiana Tech after totaling 123 yards and two touchdowns on the ground off 16 carries.
- ▶ First Red Raider not named DeAndre Washington to rush for 100 yards since teammate Justin Stockton did so last year against Iowa State.

CAREER HIGHS

Touchdowns _____ 2, vs. Louisiana Tech (2016)
Rush Attempts _____ 16, vs. Louisiana Tech (2016)
Rush Yards _____ 123, vs. Louisiana Tech (2016)
Rush TDs _____ 2, vs. Louisiana Tech (2016)
Longest Rush _____ 53, vs. Iowa State (2015)
Receptions _____ 2, vs. Kansas (2016)
Receiving Yards _____ 13, vs. Kansas (2016)
Receiving Touchdowns _____ None
Long Reception _____ 10, vs. Kansas (2016)
All-Purpose Yards _____ 123, vs. Louisiana Tech (2016)
Kick Returns _____ 3, at Kansas State (2016)
Kick Return Yards _____ 26, at Kansas State (2016)
Long Kick Return _____ 14, at Kansas State (2016)

* Indicates most recent high

RUSHING	G	Att	Yds	TD	Lg	Avg/C	Avg/G
2015	13	6	73	1	53	12.2	5.6
2016	9	53	289	3	31	5.5	32.1
TOTAL	22	59	362	4	53	6.1	16.5

ALL PURPOSE	G	Rush	Rec	PR	KR	IR	Tot.	Avg/G
2015	13	73	0	0	0	0	73	5.6
2016	9	289	31	0	27	0	347	38.6
TOTAL	22	362	31	0	27	0	420	19.1



JONATHAN GILES 9

WR | 5-11 | 185 | So.-1L
Missouri City, Texas | Fort Bend Elkins H.S.

- ▶ **LAST GAME:** Hauled in five passes for 55 yards, including his 12th TD of the season, which is tied for the Big 12 lead and ranks fourth in the FBS.
- ▶ Previously notched his fourth 100-yard receiving performance already this season with 10 catches for 167 yards and two touchdowns against Oklahoma.
- ▶ Also totaled 136 receiving yards against West Virginia and then 219 receiving yards off 12 catches against Kansas, marking the first time a Red Raider had gone over 200 receiving yards since Darrin Moore in 2011.
- ▶ Performance followed his six-catch, 186-yard outing versus Louisiana Tech that also featured three touchdowns.
- ▶ Leads the Red Raiders in receptions (60), receiving yards (982) and all-purpose yards per game (109.1).
- ▶ Tied for 4th in the FBS with 12 receiving touchdowns; also ranks among national leaders in receiving yards (12th), receiving yards per game (12th) and receptions per game (18th).
- ▶ His 982 receiving yards are the most for a Red Raider through nine games since Jace Amaro in 2013.
- ▶ Former high school quarterback who has transitioned to wide receiver at the collegiate level.

CAREER HIGHS

Touchdowns _____ 3, vs. Louisiana Tech (2016)
Receptions _____ 12, vs. Kansas (2016)
Receiving Yards _____ 219, vs. Kansas (2016)
Receiving Touchdowns _____ 3, vs. Louisiana Tech (2016)
Long Reception _____ 64, vs. Louisiana Tech (2016)
Rush Attempts _____ None
All-Purpose Yards _____ 219, vs. Kansas (2016)

* Indicates most recent high

CAREER STATS

RECEIVING	G	Rec	Yds	TD	Lg	Rec/G	Avg/C	Avg/G
2015	11	15	143	3	21	1.4	9.5	13.0
2016	9	60	982	12	64	6.7	16.4	109.1
TOTAL	21	76	1137	15	64	3.6	15.0	54.1

ALL PURPOSE	G	Rush	Rec	PR	KR	IR	Tot.	Avg/G
2015	11	0	143	0	0	0	143	13.0
2016	9	0	982	0	0	0	982	109.1
TOTAL	21	0	1137	0	0	0	1137	54.1



LONZELL GILMORE 94

DL | 6-3 | 250 | Fr.-RS
Spring, Texas | Spring H.S.

- ▶ **LAST GAME:** Saw action but did not record a tackle against Texas.
- ▶ Best performance so far this season came with three tackles at Arizona State.
- ▶ Recorded his first career sack in season opener against Stephen F. Austin; also blocked a field goal in the win as well.

CAREER HIGHS

Tackles _____ 3, at Arizona State (2016)
Tackles For Loss _____ 1.0, vs. Stephen F. Austin (2016)
Sacks _____ 1.0, vs. Stephen F. Austin (2016)
Interceptions _____ None
Fumbles Forced _____ None
Fumbles Recovered _____ None
Quarterback Hurries _____ None
Pass Breakups _____ None

TACKLES	G	UA	A	Tot.	TFL	Yds	PD	FF	FR	Blkd	QBH
2016	9	4	1	5	1.0	7	0	0	0	1	0

SACKS	G	UA	A	Total	Yds
2016	9	1	0	1.0	7



CLAYTON HATFIELD 96

PK | 5-10 | 170 | So.-1L
Boerne, Texas | Champion H.S.

- ▶ **LAST GAME:** Hit his lone field goal attempt against Texas, a 42-yarder to give Tech an early 10-7 lead.
- ▶ His game-winning field goal at TCU marked the first for a Red Raider kicker since Ryan Bustin nailed a 27-yarder to push Texas Tech past Minnesota in the 2012 Meineke Car Care Bowl.
- ▶ Already ranks fourth all-time in Texas Tech history for extra points (106), passing Jon Davis during the Texas game.
- ▶ Ranked among the most accurate kickers in the country as a true freshman after successfully connecting on 87.5 percent (14-of-16) of his attempts.
- ▶ Boasts a 88.5 career field goal percentage that ranks sixth nationally among active kickers.
- ▶ All three of his career misses have come on attempts from at least 40 yards.

CAREER HIGHS

Points Scored _____ 15, vs. Stephen F. Austin (2016)
PAT's _____ 9, twice, vs. Stephen F. Austin (2016)
Field Goals Made _____ 3, at Kansas (2015)
Field Goals Attempted _____ 4, at Kansas (2015)
Longest Field Goal _____ 51, at Texas (2015)

* Indicates most recent high

FIELD GOALS	G	Att	Made	Lg	Pct
2015	12	16	14	51	87.5
2016	9	10	9	43	90.0
TOTAL	21	26	23	51	88.5



PAYTON HENDRIX 24

DB | 6-2 | 210 | So.-1L
Dallas, Texas | Bishop Dunne H.S.

- ▶ **LAST GAME:** Did not play against Texas.
- ▶ Seen action both in the secondary as well as on special teams; played in all five games this season.

CAREER HIGHS

Tackles _____ 5, vs. West Virginia (2016)
Tackles For Loss _____ None
Sacks _____ None
Interceptions _____ None
Fumbles Forced _____ None
Fumbles Recovered _____ None
Quarterback Hurries _____ None
Pass Breakups _____ None

TACKLES	G	UA	A	Tot.	TFL	Yds	PD	FF	FR	Blkd	QBH
2015	11	4	6	10	0.0	0	0	0	0	0	0
2016	6	6	1	7	0.0	0	0	0	0	0	0
TOTAL	17	10	7	17	0.0	0	0	0	0	0	0



KOLIN HILL 13

DL | 6-2 | 250 | So-TR
Schertz, Texas | Samuel Clemens H.S.
Notre Dame

- ▶ **LAST GAME:** Had a career high-matching four tackles and a critical third-down pass breakup against Texas.
- ▶ Tied second on the team with 4.0 tackles for a loss already this season.
- ▶ Recorded his first career sack as a Red Raider in season opener against Stephen F. Austin.
- ▶ In first season as a Red Raider after transferring from Notre Dame prior to the 2015 campaign.

CAREER HIGHS

Tackles _____ 4, twice, vs. Texas (2016)
Tackles For Loss _____ 2.0, at Kansas State (2016)
Sacks _____ 1.0, vs. Stephen F. Austin (2016)
Interceptions _____ None
Fumbles Forced _____ None
Fumbles Recovered _____ None
Quarterback Hurries _____ 1, vs. Kansas (2016)
Pass Breakups _____ 1, 3x, vs. Texas (2016)*

* Indicates most recent high

TACKLES	G	UA	A	Tot.	TFL	Yds	PD	FF	FR	Blkd	QBH
2016	9	17	8	25	4.0	5	3	0	0	0	0

SACKS	G	UA	A	Total	Yds
2016	9	1	0	1.0	2



D'VONTA HINTON 34

LB | 5-9 | 225 | So.-1L
Texas City, Texas | Texas City H.S.

- ▶ **LAST GAME:** Has not played in each of the last three games.
- ▶ Previously totaled five tackles, one shy of his season high against Kansas State.
- ▶ Began the year with three tackles versus Stephen F. Austin and then followed with six against Louisiana Tech.
- ▶ Missed the Arizona State game due to injury.
- ▶ Coming off a successful true freshman season where he recorded 53 tackles (32 solo).

CAREER HIGHS

Tackles _____ 12, at West Virginia (2015)
Tackles For Loss _____ 2.0, vs. Kansas State (2015)
Sacks _____ 1.0, twice, at Texas (2015)*
Interceptions _____ None
Fumbles Forced _____ 1, vs. Oklahoma State (2015)
Fumbles Recovered _____ None
Quarterback Hurries _____ 1, vs. Kansas (2016)
Pass Breakups _____ None

* Indicates most recent high

TACKLES	G	UA	A	Tot.	TFL	Yds	PD	FF	FR	Blkd	QBH
2016	5	17	2	19	1.0	1	0	0	0	0	1
TOTAL	18	49	23	72	6.5	26	0	1	0	0	3

SACKS	G	UA	A	Total	Yds
2015	13	2	0	2.0	18
2016	5	0	0	0.0	0
TOTAL	18	2	0	2.0	18



MALIK JENKINS 41

LB | 6-1 | 225 | Sr.-3L
Ennis, Texas | Ennis H.S.

- ▶ **LAST GAME:** Had eight tackles and a QB hurry against Texas, giving him an average of 12 tackles per game the last three weeks.
- ▶ Had 14 tackles in each of the last two games.
- ▶ Ranks tied for second on the team with 60 tackles (42 solo).
- ▶ Notched 52 tackles in 2015, fourth among returning defensive players this season.

CAREER HIGHS

Tackles _____ 14, twice, at TCU (2016)*
Tackles For Loss _____ 2.0, twice, vs. Oklahoma (2016)*
Sacks _____ 1.0, vs. Stephen F. Austin (2013)
Interceptions _____ None
Fumbles Forced _____ 1, vs. UTEP (2015)
Fumbles Recovered _____ 1, vs. Stephen F. Austin (2016)
Pass Breakups _____ 1, 4x, at TCU (2016)*

* Indicates most recent high

TACKLES	G	UA	A	Tot.	TFL	Yds	PD	FF	FR	Blkd	QBH
2013	12	7	2	9	2.0	2	1	0	0	0	0
2014	8	7	2	9	1.0	5	0	0	0	0	0
2015	13	28	24	52	4.0	7	2	1	0	0	0
2016	9	42	18	60	2.5	5	1	0	1	0	2
TOTAL	42	84	46	130	9.5	19	4	1	1	0	2

SACKS	G	UA	A	Total	Yds
2013	12	1	0	1.0	1
2014	8	0	0	0.0	0
2015	13	0	0	0.0	0
2016	9	0	0	0.0	0
TOTAL	42	1	0	1.0	1



JAH'SHAWN JOHNSON 7

DB | 5-10 | 180 | So.-1L
Ennis, Texas | Ennis H.S.

- ▶ **LAST GAME:** Registered a season-high 11 tackles, forced a fumble and recorded a pass breakup against Texas.
- ▶ Ranks third on the team with 51 tackles (42 solo).
- ▶ His four career interceptions lead all active Red Raiders.
- ▶ Among the most experienced returners on defense with 22 career starts at safety.

CAREER HIGHS

Touchdowns _____ 1, at Kansas (2015)
Tackles _____ 16, at Arkansas (2015)
Tackles For Loss _____ 1.0, 5x, at Arizona State (2016)*
Sacks _____ None
Interceptions _____ 1, 4x, vs. Kansas (2016)*
Fumbles Forced _____ 1, 3x, vs. Texas (2016)*
Fumbles Recovered _____ 1, 4x, vs. Kansas State (2015)*
Pass Breakups _____ 1, 7x, vs. Texas (2016)*

* Indicates most recent high

TACKLES	G	UA	A	Tot.	TFL	Yds	PD	FF	FR	Blkd	QBH
2014	4	4	1	5	0.0	0	1	0	0	0	0
2015	13	45	40	85	4.5	7	5	2	4	0	0
2016	9	42	9	51	1.0	3	6	1	0	0	0
TOTAL	26	91	50	141	5.5	10	12	3	4	0	0

INTERCEPTIONS	G	No.	Yds	TD	Lg	Avg/R	Avg/G
2014	4	1	0	0	0	0.0	0.0
2015	13	2	59	1	32	29.5	4.5
2016	9	1	0	0	0	0.0	0.0
TOTAL	26	4	59	1	32	14.8	2.3



DEVIN LAUDERDALE 6

WR | 5-10 | 175 | Sr.-2L
Houston, Texas | Bellaire H.S. | Navarro

- ▶ **LAST GAME:** Did not play against Texas.
- ▶ Previously had seven catches for a season-high 92 yards against K-State, 41 of which came on a key 41-yard pass down the left sideline on Tech's opening drive.
- ▶ Ranks fifth on the team with 31 receptions this season.
- ▶ Leads all active Red Raiders in career receptions (105) and reception yards (1,535).

CAREER HIGHS

Touchdowns _____ 2, 3x, vs. Sam Houston State (2015)
Receptions _____ 10, vs. Kansas State (2015)
Receiving Yards _____ 150, vs. Sam Houston State (2015)
Receiving Touchdowns _____ 2, 3x, vs. Sam Houston State (2015)
Long Reception _____ 82, at Iowa State (2014)
Rush Attempts _____ None
All-Purpose Yards _____ 150, vs. Sam Houston State (2015)

* Indicates most recent high

RECEIVING	G	Rec	Yds	TD	Lg	Rec/G	Avg/C	Avg/G
2014	12	31	589	7	82	2.6	19.0	49.1
2015	11	43	639	4	64	3.9	14.9	58.1
2016	7	31	307	2	41	4.4	9.9	43.9
TOTAL	30	105	1535	13	82	3.5	14.6	51.2

ALL PURPOSE	G	Rush	Rec	PR	KR	IR	Tot.	Avg/G
2014	12	0	589	0	0	0	589	49.1
2015	11	0	639	0	0	0	639	58.1
2016	7	0	307	0	0	0	307	43.9
TOTAL	30	0	1535	0	0	0	1535	51.2



PATRICK MAHOMES II 5

QB | 6-3 | 230 | So.-1L
Whitehouse, Texas | Whitehouse H.S.

- ▶ **LAST GAME:** Finished 36-of-59 for 367 yards and three touchdowns against Texas.
- ▶ Previously rewrote the NCAA FBS record book against Oklahoma, going 52-of-88 for 734 yards and five touchdowns while also rushing 12 times for 85 yards and a touchdown.
- ▶ Snapped the NCAA FBS record with 819 yards of total offense and also matched the record with 734 passing yards.
- ▶ Broke the Big 12 and Texas Tech records with 88 passing attempts against the Sooners.
- ▶ Leads the country in passing yards, passing yards per game and total offense per game.
- ▶ Recorded 20 rushing touchdowns over his career which ranks second all-time among Tech quarterbacks.
- ▶ Thrown for over 300 yards 20 times in his career, including in nine of his last 11 starts.
- ▶ Passed Seth Doege (2009-12) for third all-time on the Texas Tech career passing chart against West Virginia.
- ▶ Has recorded 400 passing yards five times this season, including three times with at least 500 yards through the air.
- ▶ Two-time Big 12 Player of the Week honoree this year.
- ▶ Named a team captain for the 2016 season.

CAREER HIGHS

Total Touchdowns _____ 7, vs. Oklahoma (2016)
Pass Completions _____ 52, vs. Oklahoma (2016)
Pass Attempts _____ 88, vs. Oklahoma (2016)
Pass Yards _____ 734, vs. Oklahoma (2016)
Pass Touchdowns _____ 6, vs. Baylor (2014)
Longest pass _____ 90, vs. Oklahoma State (2015)
Had Intercepted _____ 4, at Oklahoma (2015)
Total Offense Attempts _____ 69, vs. LSU (2015)
Total Offense Yards _____ 819, vs. Oklahoma (2016)
Rush Attempts _____ 20, at TCU (2016)
Rush Yards _____ 85, vs. Oklahoma (2016)
Rush Touchdowns _____ 3, at Kansas State (2016)
Long Rush _____ 34, vs. Kansas (2016)

* Indicates most recent high

PASSING	G	Att	Cmp	Int	Yds	TD	Lg	Pct	Avg/G	Effic
2014	7	185	105	4	1547	16	82	56.8	221.0	151.2
2015	13	573	364	15	4653	36	90	63.5	357.9	147.2
2016	9	458	306	8	3886	31	75	66.8	431.8	156.9
TOTAL	29	1216	775	27	10086	83	90	63.7	347.8	151.5

RUSHING	G	Att	Yds	TD	Lg	Avg/C	Avg/G
2014	7	46	104	0	14	2.3	14.9
2015	13	131	456	10	25	3.5	35.1
2016	9	110	260	10	32	2.4	28.9
TOTAL	29	287	820	20	32	2.9	28.3

TOTAL OFFENSE	G	Rush	Pass	Total	Avg/G
2014	7	104	1547	1651	235.9
2015	13	456	4653	5109	393.0
2016	9	260	3886	4146	460.7
TOTAL	29	820	10086	10906	376.1



GARY MOORE 5

DL | 6-5 | 240 | Jr.-1L
Clarksville, Texas | Clarksville H.S.

- ▶ **LAST GAME:** Did not play against Texas.
- ▶ Tied for second on the team with 4.0 tackles for loss.
- ▶ Tied for the team lead with two quarterback hurries.
- ▶ Came out of high school as a wide receiver prospect before transitioning to the defensive line at the collegiate level; had 20 sacks during high school career.

CAREER HIGHS

Tackles _____ 5, vs. UTEP (2015)
Tackles For Loss _____ 2.0, twice, at Kansas State (2016)*
Sacks _____ 2.0, vs. Iowa State (2015)
Interceptions _____ None
Fumbles Forced _____ None
Fumbles Recovered _____ None
Quarterback Hurries _____ 1, 3x, vs. Kansas (2016)*
Pass Breakups _____ 1, twice, at Kansas State (2016)*

* Indicates most recent high

TACKLES	G	UA	A	Tot.	TFL	Yds	PD	FF	FR	Blkd	QBH
2014	11	5	2	7	0.0	0	0	0	0	0	0
2015	11	9	4	13	4.0	18	1	0	0	0	1
2016	7	11	4	15	4.0	8	1	0	0	0	2
TOTAL	29	25	10	35	8.0	26	2	0	0	0	3

SACKS	G	UA	A	Total	Yds
2014	11	0	0	0.0	0
2015	11	3	0	3.0	11
2016	7	0	0	0.0	0
TOTAL	29	3	0	3.0	11



KEVIN MOORE 26

DB | 6-1 | 195 | Fr-HS
Lafayette, La. | Acadiana H.S.

- ▶ **LAST GAME:** Saw action on defense and special teams against Texas, but did not register a tackle.
- ▶ Tied for the team lead with two quarterback hurries.
- ▶ Named the special teams player of the week by the coaching staff after the Stephen F. Austin win.

CAREER HIGHS

Tackles _____ 3, vs. Stephen F. Austin (2016)
Tackles For Loss _____ None
Sacks _____ None
Interceptions _____ None
Fumbles Forced _____ None
Fumbles Recovered _____ None
Quarterback Hurries _____ 1, at TCU (2016)
Pass Breakups _____ None

* Indicates most recent high

TACKLES	G	UA	A	Tot.	TFL	Yds	PD	FF	FR	Blkd	QBH
2016	9	10	0	10	0.0	0	0	0	0	0	1



JUSTIS NELSON 31

DB | 6-2 | 180 | Sr.-3L
Mesquite, Texas | Dallas Christian H.S.

- ▶ **LAST GAME:** Recorded five tackles and two pass breakups, one of which prevented a TD, against Texas.
- ▶ Named a team captain for the 2016 season.
- ▶ Ranks fourth on the team with 36 tackles.
- ▶ Leads the team with 11 pass breakups.

CAREER HIGHS

Tackles _____ 8, vs. TCU (2015)
Tackles For Loss _____ 1.0, 3x, vs. Kansas State (2015)*
Sacks _____ 1.0, at Kansas State (2015)
Interceptions _____ 1, 3x, at West Virginia (2015)
Fumbles Forced _____ None
Fumbles Recovered _____ 1, twice, vs. Texas (2014)*
Quarterback Hurries _____ 1, vs. Kansas (2016)
Pass Breakups _____ 5, at TCU (2014)

* Indicates most recent high

TACKLES	G	UA	A	Tot.	TFL	Yds	PD	FF	FR	Blkd	QBH
2013	5	9	2	11	0.0	0	5	0	0	0	0
2014	11	35	9	44	2.5	8	16	0	2	0	0
2015	13	32	12	44	1.0	1	6	0	0	0	0
2016	9	31	5	36	0.5	1	11	0	0	0	1
TOTAL	38	107	28	135	4.0	10	38	0	2	0	1

INTERCEPTIONS	G	No.	Yds	TD	LG	Avg/R	Avg/G
2013	5	1	0	0	0	0.0	0.0
2014	11	0	0	0	0	0.0	0.0
2015	13	2	45	0	45	22.5	3.5
2016	9	0	0	0	0	0.0	0.0
TOTAL	38	3	45	0	45	15.0	1.2



THIERRY NGUEMA 17

DB | 5-10 | 175 | Sr.-3L
Corona, Calif. | Santiago H.S.

- ▶ **LAST GAME:** Registered one tackle against Texas.
- ▶ One of four Red Raiders with an interception this season, getting a pick against Stephen F. Austin.
- ▶ Ranks 10th on the team with 24 tackles.

CAREER HIGHS

Tackles _____ 7, at Kansas (2015)
Tackles For Loss _____ None
Sacks _____ None
Interceptions _____ 1, twice, vs. Stephen F. Austin (2016)*
Fumbles Forced _____ None
Fumbles Recovered _____ None
Pass Breakups _____ 1, 5x, at Kansas State (2016)*

* Indicates most recent high

TACKLES	G	UA	A	Tot.	TFL	Yds	PD	FF	FR	Blkd	QBH
2013	9	1	0	1	0.0	0	1	0	0	0	0
2014	12	1	2	3	0.0	0	0	0	0	0	0
2015	10	23	5	28	0.0	0	4	0	0	0	0
2016	9	21	3	24	0.0	0	2	0	0	0	0
TOTAL	40	46	10	56	0.0	0	7	0	0	0	0

INTERCEPTIONS	G	No.	Yds	TD	LG	Avg/R	Avg/G
2013	9	0	0	0	0	0.0	0.0
2014	12	0	0	0	0	0.0	0.0
2015	10	1	0	0	0	0.0	0.0
2016	9	1	0	0	0	0.0	0.0
TOTAL	40	2	0	0	0	0.0	0.0



JOHNATHAN PICONE 10

LB | 6-1 | 220 | Fr.-HS
Covington, La. | Mandeville H.S.

- ▶ **LAST GAME:** Saw action, but did not record a tackle against Texas
- ▶ Has seen action in eight of nine games this season.
- ▶ Was an early enrollee for the Red Raiders, showing up to spring practice in 2016.

CAREER HIGHS

Tackles _____ 5, at Kansas State (2016)*
Tackles For Loss _____ 2.0, at Kansas State (2016)
Sacks _____ None
Interceptions _____ None
Fumbles Forced _____ None
Fumbles Recovered _____ None
Quarterback Hurries _____ None
Pass Breakups _____ None

* Indicates most recent high

TACKLES	G	UA	A	Tot.	TFL	Yds	PD	FF	FR	Blkd	QBH
2016	8	2	1	3	0.0	0	0	0	0	0	0



ONDRE PIPKINS 9

DL | 6-3 | 325 | Sr.-TR
Kansas City, Mo. | Park Hill H.S. | Michigan

- ▶ **LAST GAME:** Had yet another solid game at defensive tackle, with five tackles. He also swatted a pass down and scooped up a fumble, returning it 23 yards.
- ▶ Tied for second on the team with 4.0 tackles for loss this year.
- ▶ Ranks sixth on the team in tackles, with 28.
- ▶ Had a solid debut against Stephen F. Austin, making five solo run stops in 11 possible situations.
- ▶ Sat out the 2015 season after transferring from Michigan.

CAREER HIGHS

Tackles _____ 6, at TCU (2016)
Tackles For Loss _____ 2.0, at Kansas State (2016)
Sacks _____ None
Interceptions _____ None
Fumbles Forced _____ None
Fumbles Recovered _____ 1, vs. Texas (2016)
Fumble Returns/Yards _____ 1, 23 yds, vs. Texas (2016)
Quarterback Hurries _____ None
Pass Breakups _____ None

* Indicates most recent high

TACKLES	G	UA	A	Tot.	TFL	Yds	PD	FF	FR	Blkd	QBH
2016	9	18	10	28	4.0	5	1	0	1	0	0

SACKS	G	UA	A	Total Yds
2016	9	0	0	0.0



D.J. POLITE-BRAY 3

DB | 6-0 | 195 | Jr.-2L
Lithonia, Ga. | Martin Luther King H.S.

- ▶ **LAST GAME:** Did not play against Texas.
- ▶ Tied for second on the team with five pass breakups.
- ▶ Tied for eighth on the team with 25 tackles.
- ▶ Moved to corner after beginning his Texas Tech career at wide receiver.

CAREER HIGHS

Tackles _____ 5, vs. Kansas (2016)
Tackles For Loss _____ None
Sacks _____ None
Interceptions _____ None
Fumbles Forced _____ None
Fumbles Recovered _____ None
Quarterback Hurries _____ 1, vs. Kansas (2016)
Pass Breakups _____ 2, vs. Stephen F. Austin (2016)

* Indicates most recent high

TACKLES	G	UA	A	Tot.	TFL	Yds	PD	FF	FR	Blkd	QBH
2013	7	2	0	2	0.0	0	0	0	0	0	0
2014	12	1	0	1	0.0	0	0	0	0	0	0
2016	8	22	3	25	1.0	1	5	0	0	0	0
TOTAL	27	25	3	28	1.0	1	5	0	0	0	0



IAN SADLER 12

WR | 5-11 | 195 | Jr.-1L
Argyle, Texas | Argyle H.S.

- ▶ **LAST GAME:** Did not record a reception against Texas.
- ▶ Snagged 24 passes for 363 yards so far, making him one of six Red Raiders with 300+ receiving yards this season.

CAREER HIGHS

Touchdowns _____ 2, vs. Sam Houston State (2015)
Receptions _____ 8, vs. Oklahoma State (2015)
Receiving Yards _____ 122, vs. Oklahoma State (2015)
Receiving Touchdowns _____ 2, vs. Sam Houston State (2015)
Long Reception _____ 59, vs. Oklahoma (2014)
Rush Attempts _____ None
All-Purpose Yards _____ 122, vs. Oklahoma State (2015)
Punt Returns _____ 1, vs. UTEP (2015)
Punt Return Yards _____ 7, vs. UTEP (2015)
Long Punt Return _____ 7, vs. UTEP (2015)

* Indicates most recent high

RECEIVING	G	Rec	Yds	TD	Lg	Rec/G	Avg/C	Avg/G
2014	9	23	336	2	59	2.6	14.6	37.3
2015	10	42	596	3	53	4.2	14.2	59.6
2016	9	24	363	0	37	2.7	15.1	40.3
TOTAL	28	89	1295	5	59	3.2	14.6	46.2

ALL PURPOSE	G	Rush	Rec	PR	KR	IR	Tot.	Avg/G
2014	9	0	336	0	0	0	336	37.3
2015	10	0	596	7	0	0	603	60.3
2016	9	0	363	0	0	0	363	40.3
TOTAL	28	0	1295	7	0	0	1302	46.5



NIC SHIMONEK

16

QB | 6-3 | 220 | Jr-1L

Coriscanna, Texas | Mildred H.S. | Iowa

- ▶ **LAST GAME:** Did not play against Texas.
- ▶ Put up career highs for passing yards (271), touchdowns (4) and longest pass (59 yards) in the win over Kansas.
- ▶ Thrown six touchdown passes this season in just over three quarters of action.
- ▶ Sat out 2015 season after transferring from Iowa.

CAREER HIGHS

Total Touchdowns

4, vs. Kansas (2016)

Pass Completions

18, vs. Stephen F. Austin (2016)

Pass Attempts

28, vs. Stephen F. Austin (2016)

Pass Yards

271, vs. Kansas (2016)

Pass Touchdowns

4, vs. Kansas (2016)

Longest pass

59, vs. Kansas (2016)

Had Intercepted

1, vs. Stephen F. Austin (2016)

Total Offense Attempts

31, vs. Stephen F. Austin (2016)

Total Offense Yards

269, vs. Kansas (2016)

Rush Attempts

3, vs. Stephen F. Austin (2016)

Rush Yards

-2, vs. Kansas (2016)

Rush Touchdowns

None

Long Rush

None

* Indicates most recent high

PASSING	G	Att	Cmp	Int	Yds	TD	Lg	Pct	Avg/G	Effic
2015	2	2	1	0	18	0	18	50.0	9.0	125.6
2016	3	55	37	1	461	6	59	67.3	153.7	170.0
TOTAL	5	57	38	1	479	6	59	66.7	95.8	168.5

TOTAL OFFENSE	G	Rush	Pass	Total	Avg/G
2015	2	0	18	18	9.0
2016	3	-20	461	441	147.0
TOTAL	5	-20	479	459	91.8



LUKE STICE

37

LB | 6-0 | 230 | SR-TR

Midland, Texas | Midland Lee H.S.

Houston

- ▶ **LAST GAME:** Registered two tackles against Texas.
- ▶ Named a team captain despite joining the Red Raiders this season as a senior transfer.
- ▶ Ranks 13th on the team with 18 tackles, including a team-high 11 of which have come on special teams.
- ▶ Logged a career-high seven tackles at Arizona State.

CAREER HIGHS

Tackles

7, vs. Arizona State (2016)

Tackles For Loss

None

Sacks

None

Interceptions

None

Fumbles Forced

None

Fumbles Recovered

None


Quarterback Hurries

None

Pass Breakups

None

TACKLES	G	UA	A	Tot.	TFL	Yds	PD	FF	FR	Blkd	QBH
2016	9	14	4	18	0.0	0	0	0	0	0	0



JUSTIN STOCKTON

4

RB | 5-10 | 200 | Jr-2L

Cibolo, Texas | Steele H.S.

- ▶ **LAST GAME:** Picked up 14 rushing yards, including a nine-yard attempt that went for a first down against Texas.
- ▶ One of 10 Red Raiders with at least 300 all-purpose yards this season.
- ▶ Known for his explosiveness in space which was displayed at Arizona State with a 75 touchdown reception on a screen pass to the flat.
- ▶ Entered this season as team's most experienced rusher.

CAREER HIGHS

Touchdowns

3, vs. Kansas State (2015)

Rush Attempts

11, vs. Louisiana Tech (2016)

Rush Yards

135, at UTEP (2014)

Rush TDs

1, 10x, at Arizona State (2016)*

Longest Rush

75, at UTEP (2014)

Receptions

5, twice, vs. West Virginia (2016)*

Receiving Yards

95, at Arizona State (2016)*

Receiving Touchdowns

2, vs. Kansas State (2015)

Long Reception

75, at Arizona State (2016)

All-Purpose Yards

135, at UTEP (2014)

Kick Returns

6, vs. Baylor (2014)

Kick Return Yards

105, vs. Baylor (2014)

Long Kick Return

30, vs. Baylor (2014)

* Indicates most recent high

RUSHING	G	Att	Yds	TD	Lg	Avg/C	Avg/G
2014	12	48	396	4	75	8.2	33.0
2015	13	61	367	5	54	6.0	28.2
2016	9	39	114	1	11	2.9	12.7
TOTAL	34	148	877	10	75	5.9	25.8

ALL PURPOSE	G	Rush	Rec	PR	KR	IR	Tot.	Avg/G
2014	12	396	76	0	259	0	731	60.9
2015	13	367	341	0	25	0	733	56.4
2016	9	114	217	0	0	0	331	36.8
TOTAL	34	877	634	0	284	0	1795	52.8



BRAYDEN STRINGER

33

LB | 6-2 | 205 | Fr.-HS

Cypress, Texas | Cypress H.S.

- ▶ **LAST GAME:** Registered two tackles from his linebacker position against Texas.
- ▶ Ranks 18th on the team with 14 tackles.
- ▶ One of 14 true freshmen to see action so far this season.

CAREER HIGHS

Tackles

5, vs. Kansas (2016)

Tackles For Loss

None

Sacks

None

Interceptions

None

Fumbles Forced

None

Fumbles Recovered

None

Quarterback Hurries

None

Pass Breakups

None

TACKLES	G	UA	A	Tot.	TFL	Yds	PD	FF	FR	Blkd	QBH
2016	8	9	5	14	0.0	0	0	0	0	0	0



MYCHEALON THOMAS

99

DL | 6-1 | 325 | Jr.-TR

Dallas, Texas | Grayson H.S. | Butler C.C.

- ▶ **LAST GAME:** Picked up a tackle against Texas, which went for a one-yard loss.
- ▶ Tied for eighth on the team with 2.0 tackles for loss this season.
- ▶ In his first season as a Red Raider after transferring from Butler Community College.

CAREER HIGHS

Tackles

2, vs. Stephen F. Austin (2016)

Tackles For Loss

1.0, vs. Stephen F. Austin (2016)

Sacks

None

Interceptions

None

Fumbles Forced

None

Fumbles Recovered

None


Quarterback Hurries

None

Pass Breakups

None

TACKLES	G	UA	A	Tot.	TFL	Yds	PD	FF	FR	Blkd	QBH
2016	9	5	3	8	2.0	4	1	0	0	0	0



DA'LEON WARD

32

RB | 5-10 | 180 | Fr.-HS

Dallas, Texas | Skyline H.S.

- ▶ **LAST GAME:** Went over 100 all-purpose yards for the second-straight game, finishing with 125--93 rushing yards on 22 carries, and 32 yards on four receptions.
- ▶ Picked up 11 first downs on his own in the win at TCU, including six in the fourth quarter and overtime.
- ▶ First Texas Tech true freshman running back to make his first career start in a Big 12 game since DeAndre Washington at Missouri in 2011.

CAREER HIGHS

Touchdowns

1, vs. Oklahoma (2016)

Rush Attempts

23, at TCU (2016)

Rush Yards

98, at TCU (2016)

Rush TDs

1, twice, vs. Texas (2016)*

Longest Rush

13, vs. Oklahoma (2016)

Receptions

8, at TCU (2016)

Receiving Yards

49, at TCU (2016)

Receiving Touchdowns

None

Long Reception

14, vs. Oklahoma (2016)

All-Purpose Yards

147, at TCU (2016)

* Indicates most recent high

RUSHING	G	Att	Yds	TD	Lg	Avg/C	Avg/G
2016	7	58	249	2	13	4.3	35.6

ALL PURPOSE	G	Rush	Rec	PR	KR	IR	Tot.	Avg/G
2016	7	249	95	0	0	0	344	49.1

**KEENON WARD****15**DB | 5-9 | 200 | Sr.-3L
Snyder, Texas | Snyder H.S.

- ▶ **LAST GAME:** Recorded two tackles from his strong safety position against Texas.
- ▶ One of four Red Raiders with an interception this year, which came on an acrobatic effort near the endzone against Stephen F. Austin.
- ▶ Leads all active Red Raiders with 178 career tackles.
- ▶ His 23 starts are second on the defense only behind teammate Justis Nelson.

CAREER HIGHS

Tackles _____ 16, vs. West Virginia (2014)
 Tackles For Loss _____ 1.0, at West Virginia (2015)
 Sacks _____ None
 Interceptions _____ 1, 3x, vs. Stephen F. Austin (2016)
 Fumbles Forced _____ 1, twice, at Kansas State (2014)
 Fumbles Recovered _____ None
 Pass Breakups _____ 2, vs. Baylor (2013)
 Quarterback Hurries _____ 1, twice, vs. Oklahoma (2016)*
 * Indicates most recent high

TACKLES	G	UA	A	Tot.	TFL	Yds	PD	FF	FR	Blkd	QBH
2013	13	29	3	32	1.0	1	4	1	0	0	0
2014	10	53	14	67	1.5	3	7	1	0	0	0
2015	12	40	20	60	1.5	3	4	0	0	0	1
2016	6	16	3	19	0.0	0	2	0	0	0	1
TOTAL	41	138	40	178	4.0	7	17	2	0	0	2

INTERCEPTIONS	G	No.	Yds	TD	LG	Avg/R	Avg/G
2013	13	1	15	0	15	15.0	1.2
2014	10	1	37	0	37	37.0	3.7
2015	12	0	0	0	0	0.0	0.0
2016	6	1	0	0	0	0.0	0.0
TOTAL	41	3	52	0	37	17.3	1.3

**BRODERICK WASHINGTON 96**DL | 6-3 | 305 | Fr.-RS
Longview, Texas | Longview H.S.

- ▶ **LAST GAME:** Saw action at defensive tackle against Texas, but did not record a tackle.
- ▶ One of seven Red Raiders to record a sack this season.

CAREER HIGHS

Tackles _____ 3, vs. Kansas (2016)
 Tackles For Loss _____ 1.0, vs. Stephen F. Austin (2016)
 Sacks _____ 1.0, vs. Stephen F. Austin (2016)
 Interceptions _____ None
 Fumbles Forced _____ None
 Fumbles Recovered _____ None
 Quarterback Hurries _____ 1, vs. Stephen F. Austin (2016)
 Pass Breakups _____ None
 * Indicates most recent high

TACKLES	G	UA	A	Tot.	TFL	Yds	PD	FF	FR	Blkd	QBH
2016	9	9	2	11	1.0	7	0	0	0	0	0

SACKS	G	UA	A	Total	Yds
2016	9	1	0	1.0	7

**QUINTON WHITE, JR. 23**RB | 5-7 | 209 | Sr.-3L
College Station, Texas | A&M Consolidated

- ▶ **LAST GAME:** Had a 13-yard reception for a first down in the red zone against Texas.
- ▶ Enters often as a blocking back for Justin Stockton, Da'Leon Ward or Demarcus Felton.
- ▶ Averages 12.1 yards per reception this season.

CAREER HIGHS

Touchdowns _____ 1, vs. Stephen F. Austin (2013)
 Rush Attempts _____ 8, vs. Central Arkansas (2014)
 Rush Yards _____ 71, vs. Stephen F. Austin (2013)
 Rush TDs _____ 1, vs. Stephen F. Austin (2013)
 Longest Rush _____ 38, vs. Stephen F. Austin (2013)
 Receptions _____ 3, twice, vs. Stephen F. Austin (2016)*
 Receiving Yards _____ 28, vs. Texas (2014)
 Receiving Touchdowns _____ None
 Long Reception _____ 26, vs. Texas (2014)
 All-Purpose Yards _____ 71, vs. Stephen F. Austin (2013)
 * Indicates most recent high

RUSHING	G	Att	Yds	TD	Lg	Avg/C	Avg/G
2013	13	13	130	1	38	10.0	10.0
2014	12	29	121	0	17	4.2	10.1
2015	13	9	29	0	9	3.2	2.2
2016	8	6	16	0	5	2.7	2.0
TOTAL	46	57	296	1	38	5.2	6.4

ALL PURPOSE	G	Rush	Rec	PR	KR	IR	Tot.	Avg/G
2013	13	130	5	0	0	0	135	10.4
2014	12	121	82	0	0	0	203	16.9
2015	13	29	32	0	8	0	69	5.3
2016	8	16	109	0	0	0	125	15.6
TOTAL	46	296	228	0	8	0	532	11.6

**KRIS WILLIAMS****6**LB | 6-1 | 240 | Sr.-2L
Dallas, Texas | Bryan Adams

- ▶ **LAST GAME:** Picked up his fifth sack of the season against Texas, to go along with five tackles and a QB hurry.
- ▶ Had three sacks vs. Kansas, becoming the first Red Raider with three sacks in a game since 2010.
- ▶ Leads the Red Raiders with five sacks this season.
- ▶ Also leads the Red Raiders with 6.0 tackles for loss so far this season.

CAREER HIGHS

Tackles _____ 7, at TCU (2016)
 Tackles For Loss _____ 3.0, vs. Kansas (2016)
 Sacks _____ 3.0, vs. Kansas (2016)
 Interceptions _____ None
 Fumbles Forced _____ 1, vs. Kansas (2016)
 Fumbles Recovered _____ None
 Quarterback Hurries _____ 1, vs. Texas (2016)
 Pass Breakups _____ 1, vs. UTEP (2015)
 * Indicates most recent high

TACKLES	G	UA	A	Tot.	TFL	Yds	PD	FF	FR	Blkd	QBH
2012	1	0	0	0	0.0	0	0	0	0	0	0
2014	7	2	1	3	0.0	0	0	0	0	0	0
2015	10	8	1	9	0.0	0	1	0	0	0	0
2016	8	19	9	28	6.0	39	1	1	0	1	1
TOTAL	26	29	11	40	6.0	39	2	1	0	1	1

SACKS	G	UA	A	Total	Yds
2012	1	0	0	0.0	0
2014	7	0	0	0.0	0
2015	10	0	0	0.0	0
2016	8	5	0	5.0	38
TOTAL	26	5	0	5.0	38

**DERRICK WILLIES 11**WR | 6-3 | 215 | Jr.-TR
San Bernardino, Calif. | Trinity Valley C.C.
Iowa

- ▶ **LAST GAME:** Had a career-high 63 yards on three receptions, which equaled a career high, vs. Texas.
- ▶ One of nine Red Raiders with a touchdown catch this season.
- ▶ Leads the team with a 19.2 yards per catch average.
- ▶ Arrived at Texas Tech after earning first team JUCO All-American honors a season ago.

CAREER HIGHS

Touchdowns _____ 1, twice, vs. Kansas (2016)*
 Receptions _____ 3, vs. Louisiana Tech (2016)
 Receiving Yards _____ 63, vs. Texas (2016)
 Receiving Touchdowns _____ 1, twice, vs. Kansas (2016)*
 Long Reception _____ 59, at Arizona State (2016)
 Rush Attempts _____ None
 All-Purpose Yards _____ 63, vs. Texas (2016)
 * Indicates most recent high

RECEIVING	G	Rec	Yds	TD	Lg	Rec/G	Avg/C	Avg/G
2016	6	12	231	2	59	2.0	19.2	38.5

ALL PURPOSE	G	Rush	Rec	PR	KR	IR	Tot.	Avg/G
2016	6	0	231	0	0	0	231	38.5



GAME 10: OKLAHOMA STATE

2016 GAME SCHEDULE/RESULTS (4-5; 2-4 BIG 12)

Date	TTU/OPP Rank	Opponent	Location	Result	TV	Attendance
Sept. 3	-/-	Stephen F. Austin	Lubbock, Texas	W, 69-17	FSN	60,097
Sept. 10	-/-	at Arizona State	Tempe, Ariz.	L, 55-68	FS1	45,411
Sept. 17	-/-	Louisiana Tech	Lubbock, Texas	W, 59-45	FSN	57,515
Sept. 29	-/-	Kansas	Lubbock, Texas	W, 55-19	FS1	56,494
Oct. 8	RV/RV	at Kansas State	Manhattan, Kan.	L, 38-44	ESPNU	51,540
Oct. 15	-/20	West Virginia	Lubbock, Texas	L, 17-48	FS1	54,111
Oct. 22	-/16	Oklahoma	Lubbock, Texas	L, 59-66	FOX	60,478
Oct. 29	-/-	at TCU	Fort Worth, Texas	W, 27-24 (2OT)	ESPN2	45,619
Nov. 5	-/-	Texas	Lubbock, Texas	L, 37-45	FS1	60,083
Nov. 12	-/-	at Oklahoma State	Stillwater, Okla.	--	FS1	--
Nov. 19	-/-	at Iowa State	Ames, Iowa	--	TBA	--
Nov. 25	-/-	vs. Baylor	Arlington, Texas	--	ESPN	--

INDIVIDUAL STATISTICS

RUSHING	GP	Att	Gain	Loss	Net	Avg	TD	Long	Avg/G
Felton, Demarcus	9	53	291	2	289	5.5	3	31	32.1
Mahomes II, Patrick	9	110	474	214	260	2.4	10	32	28.9
Ward, Da'Leon	7	58	251	2	249	4.3	2	13	35.6
Stockton, Justin	9	39	136	22	114	2.9	1	11	12.7
Dauphine, Corey	3	2	27	2	25	12.5	1	27	8.3
White, Jr., Quinton	8	6	16	0	16	2.7	0	5	2.0
Barden, Michael	8	2	25	11	14	7.0	0	25	1.8
Coutee, Keke	9	1	6	0	6	6.0	1	6	0.7
Woodward, Caleb	4	1	2	0	2	2.0	0	2	0.5
Team	6	5	0	5	-5	-1.0	0	0	-0.8
Nunez, Talor	9	1	0	6	-6	-6.0	0	0	-0.7
Baughman, Erik	1	1	0	7	-7	-7.0	0	0	-7.0
Shimonek, Nic	3	4	0	20	-20	-5.0	0	0	-6.7
Total	9	283	1228	291	937	3.3	18	32	104.1
Opponents	9	366	2271	147	2124	5.8	25	75	236.0

PASSING	G	Effic	Cmp-Att-Int	Pct	Yds	TD	Lng	Avg/G
Mahomes II, Patrick	9	156.93	306-458-8	66.8	3886	31	75	431.8
Shimonek, Nic	3	170.04	37-55-1	67.3	461	6	59	153.7
Batson, Cameron	9	310.00	1-1-0	100.0	25	0	25	2.8
Team	6	0.00	0-1-0	0.0	0	0	0	0.0
Total	9	158.32	344-515-9	66.8	4372	37	75	485.8
Opponents	9	141.76	204-346-4	59.0	2681	21	76	297.9

RECEIVING	G	No.	Yds	Avg	TD	Long	Avg/G
Giles, Jonathan	9	60	982	16.4	12	64	109.1
Batson, Cameron	9	51	523	10.3	8	66	58.1
Cantrell, Dylan	7	37	448	12.1	5	54	64.0
Coutee, Keke	9	33	509	15.4	4	61	56.6
Lauderdale, Devin	9	31	307	9.9	2	41	34.1
Sadler, Ian	9	24	363	15.1	0	37	40.3
Stockton, Justin	9	20	217	10.9	1	75	24.1
Davis III, Reginald	9	15	247	16.5	2	59	27.4
Ward, Da'Leon	7	13	95	7.3	0	14	13.6
Willies, Derrick	6	12	231	19.2	2	59	38.5
Brown, Tony	8	11	101	9.2	0	19	12.6
White, Jr., Quinton	8	9	109	12.1	0	25	13.6
Felton, Demarcus	9	7	31	4.4	0	10	3.4
High, Ja'Deion	3	6	54	9.0	1	15	18.0
Knutson, Kash	6	5	45	9.0	0	22	7.5
Shorts, Quan	4	4	43	10.8	0	16	10.8
Reed, Mason	8	3	49	16.3	0	21	6.1
Vasher, T.J.	1	2	9	4.5	0	6	9.0
Rittimann, Hunter	1	1	9	9.0	0	9	9.0
Total	9	344	4372	12.7	37	75	485.8
Opponents	9	204	2681	13.1	21	76	297.9

PUNTING	No.	Yds	Avg	Long	TB	FC	I20	50+	Blkd
Barden, Michael	27	1057	39.1	59	2	3	7	0	
Baughman, Erik	3	114	38.0	51	1	1	0	0	

KICKOFFS	No.	Yds	Avg	TB	OB	Retn	Net	YdLn
Hatfield, Clayton	46	2859	62.2	17	1			
Barden, Michael	26	1665	64.0	20	1			

TEAM STATISTICS

CATEGORY	TECH	OPP
SCORING	416	376
Points Per Game	46.2	41.8
Points Off Turnovers	24	56
FIRST DOWNS	284	238
Rushing	76	102
Passing	186	127
Penalty	22	9
RUSHING YARDAGE	937	2124
Yards gained rushing	1228	2271
Yards lost rushing	291	147
Rushing Attempts	283	366
Average Per Rush	3.3	5.8
Average Per Game	104.1	236.0
TDs Rushing	18	25
PASSING YARDAGE	4372	2681
Comp-Att-Int	344-515-9	204-346-4
Average Per Pass	8.5	7.7
Average Per Catch	12.7	13.1
Average Per Game	485.8	297.9
TDs Passing	37	21
TOTAL OFFENSE	5309	4805
Total Plays	798	712
Average Per Play	6.7	6.7
Average Per Game	589.9	533.9
KICK RETURNS: #-Yards	18-330	33-767
PUNT RETURNS: #-Yards	16-173	8-60
INT RETURNS: #-Yards	4-0	9-54
KICK RETURN AVERAGE	18.3	23.2
PUNT RETURN AVERAGE	10.8	7.5
INT RETURN AVERAGE	0.0	6.0
FUMBLES-LOST	14-4	7-4
PENALTIES-Yards	74-615	58-558
Average Per Game	68.3	62.0
PUNTS-Yards	30-1171	40-1699
Average Per Punt	39.0	42.5
Net punt average	35.0	36.7
TIME OF POSSESSION/Game	30:43	29:17
3RD-DOWN Conversions	81/147	52/125
3rd-Down Pct	55%	42%
4TH-DOWN Conversions	8/19	7/12
4th-Down Pct	42%	58%
SACKS BY-Yards	11-70	24-223
MISC YARDS	0	-52
TOUCHDOWNS SCORED	56	48
FIELD GOALS-ATTEMPTS	9-10	12-17
ON-SIDE KICKS	1-2	0-3
RED-ZONE SCORES	(44-49) 90%	(40-45) 89%
RED-ZONE TOUCHDOWNS	(37-49) 76%	(29-45) 64%
PAT-ATTEMPTS	(53-56) 95%	(46-47) 98%
ATTENDANCE	349498	141670
Games/Avg Per Game	6/58250	3/47223
Neutral Site Games		0/0



INDIVIDUAL STATISTICS

SCORING	TD	FGs	Kick	Rush	Rcv	Pass	DXP	Saf	Points
Hatfield, Clayton	0	9-10	53-56	0-0	0	0-0	0	0	80
Giles, Jonathan	12	0-0	0-0	0-0	0	0-0	0	0	72
Mahomes II, Patrick	10	0-0	0-0	0-0	0	0-0	0	0	60
Batson, Cameron	8	0-0	0-0	0-0	0	0-0	0	0	48
Coutee, Keke	5	0-0	0-0	0-0	0	0-0	0	0	30
Cantrell, Dylan	5	0-0	0-0	0-0	0	0-0	0	0	30
Felton, Demarcus	3	0-0	0-0	0-0	0	0-0	0	0	18
Willies, Derrick	2	0-0	0-0	0-0	0	0-0	0	0	12
Ward, Da'Leon	2	0-0	0-0	0-0	0	0-0	0	0	12
Lauderdale, Devin	2	0-0	0-0	0-0	0	0-0	0	0	12
Davis III, Reginald	2	0-0	0-0	0-0	0	0-0	0	0	12
Stockton, Justin	2	0-0	0-0	0-0	0	0-0	0	0	12
High, Ja'Deion	1	0-0	0-0	0-0	0	0-0	0	0	6
Dauphine, Corey	1	0-0	0-0	0-0	0	0-0	0	0	6
Coleman, Douglas	1	0-0	0-0	0-0	0	0-0	0	0	6
Total	56	9-10	53-56	0-0	0	0-0	0	0	416
Opponents	48	12-17	46-47	0-0	1	1-1	0	2	376

TOTAL OFFENSE	G	Plays	Rush	Pass	Total	Avg/G
Mahomes II, Patrick	9	568	260	3886	4146	460.7
Shimonek, Nic	3	59	-20	461	441	147.0
Felton, Demarcus	9	53	289	0	289	32.1
Ward, Da'Leon	7	58	249	0	249	35.6
Stockton, Justin	9	39	114	0	114	12.7
Dauphine, Corey	3	2	25	0	25	8.3
Batson, Cameron	9	1	0	25	25	2.8
White, Jr., Quinton	8	6	16	0	16	2.0
Barden, Michael	8	2	14	0	14	1.8
Coutee, Keke	9	1	6	0	6	0.7
Woodward, Caleb	4	1	2	0	2	0.5
Team	6	6	-5	0	-5	-0.8
Nunez, Talor	9	1	-6	0	-6	-0.7
Baughman, Erik	1	1	-7	0	-7	-7.0
Total	9	798	937	4372	5309	589.9
Opponents	9	712	2124	2681	4805	533.9

FIELD GOALS	FGM-FGA	Pct	01-19	20-29	30-39	40-49	50-99	Lg	Blk
Hatfield, Clayton	9-10	90.0	0-0	1-1	4-4	4-5	0-0	43	0

ALL PURPOSE	G	Rush	Rec	PR	KOR	IR	Tot	Avg/G
Giles, Jonathan	9	0	982	0	0	0	982	109.1
Batson, Cameron	9	0	523	159	11	0	693	77.0
Coutee, Keke	9	6	509	14	51	0	580	64.4
Davis III, Reginald	9	0	247	0	241	0	488	54.2
Cantrell, Dylan	7	0	448	0	0	0	448	64.0
Sadler, Ian	9	0	363	0	0	0	363	40.3
Felton, Demarcus	9	289	31	0	27	0	347	38.6
Ward, Da'Leon	7	249	95	0	0	0	344	49.1
Stockton, Justin	9	114	217	0	0	0	331	36.8
Lauderdale, Devin	9	0	307	0	0	0	307	34.1
Mahomes II, Patrick	9	260	0	0	0	0	260	28.9
Willies, Derrick	6	0	231	0	0	0	231	38.5
White, Jr., Quinton	8	16	109	0	0	0	125	15.6
Brown, Tony	8	0	101	0	0	0	101	12.6
High, Ja'Deion	3	0	54	0	0	0	54	18.0
Reed, Mason	8	0	49	0	0	0	49	6.1
Knutson, Kash	6	0	45	0	0	0	45	7.5
Shorts, Quan	4	0	43	0	0	0	43	10.8
Dauphine, Corey	3	25	0	0	0	0	25	8.3
Barden, Michael	8	14	0	0	0	0	14	1.8
Vasher, T.J.	1	0	9	0	0	0	9	9.0
Rittmann, Hunter	1	0	9	0	0	0	9	9.0
Woodward, Caleb	4	2	0	0	0	0	2	0.5
Team	6	-5	0	0	0	0	-5	-0.8
Nunez, Talor	9	-6	0	0	0	0	-6	-0.7
Baughman, Erik	1	-7	0	0	0	0	-7	-7.0
Shimonek, Nic	3	-20	0	0	0	0	-20	-6.7
Total	9	937	4372	173	330	0	5812	645.8
Opponents	9	2124	2681	60	767	54	5686	631.8

INDIVIDUAL STATISTICS

PUNT RETURNS	No.	Yds	Avg	TD	Long
Batson, Cameron	15	159	10.6	0	33
Coutee, Keke	1	14	14.0	0	14
Total	16	173	10.8	0	33
Opponents	8	60	7.5	0	36

INTERCEPTIONS	No.	Yds	Avg	TD	Long
Nguema, Thierry	1	0	0.0	0	0
Johnson, Jah'Shawn	1	0	0.0	0	0
Ward, Keenon	1	0	0.0	0	0
Coleman, Douglas	1	0	0.0	0	0
Total	4	0	0.0	0	0
Opponents	9	54	6.0	1	35

KICK RETURNS	No.	Yds	Avg	TD	Long
Davis III, Reginald	12	241	20.1	0	46
Coutee, Keke	3	51	17.0	0	24
Felton, Demarcus	2	27	13.5	0	14
Batson, Cameron	1	11	11.0	0	11
Total	18	330	18.3	0	46
Opponents	33	767	23.2	1	99

FUMBLE RETURNS	No.	Yds	Avg	TD	Long
Pipkins, Ondre	1	23	23.0	0	23
Coleman, Douglas	1	100	100.0	1	100
Total	2	123	61.5	1	100
Opponents	0	0	0.0	0	0

CONVERSIONS

Third Down	1	2	3	4	Total
Texas Tech	23-32	22-40	24-41	12-33	81-147
Opponents	14-34	13-33	16-28	9-29	52-125

Fourth Down	1	2	3	4	Total
Texas Tech	0-0	1-3	2-5	5-11	8-19
Opponents	0-0	2-4	1-1	4-7	7-12

TURNOVERS

Takeaways – 8 (4 INTS, 4 Fumble Recovery)

Turnovers – 13 (9 INT, 4 Fumble Lost)

Points Off Turnovers – Tech: 24

Opponents: 56

Points Off Turnovers/Game – Texas Tech: 2.7

Opponents: 6.2

RED ZONE

Texas Tech Red Zone Entries – 44 of 49 (89.8%)

Scores – 44 (37 TDs, 16 Rush TDs, 21 Pass TDs 7 FGs)

Non-Scores – 4 (1 FGA, 1 Downs, 3 INT)

Opponent Red Zone Entries – 40 of 45 (88.9%)

Scores – 40 (29 TDs, 20 Rush TDs, 9 Pass TD, 11 FG)

Non-Scores – 5 (1 Fumble, 2 Downs, 2 FGA)

KICKOFFS

Kickoffs – 72, 4,524 yds, (62.8 avg.)

Touchbacks – 37

Opponent Kickoff Returns – 33 - 767 yards (23.2 avg.)



INDIVIDUAL DEFENSIVE STATISTICS

DEFENSE	GP-GS	-----Tackles-----			TFL/Yds	Sacks-		---Pass Def---		Fumbles-			Blkd	Saf
		UA	AS	Tot		No-Yds	Int-Yds	BrUp	QBH	Rv-Yds	FF	Kk		
2B Brooks, Jordyn.....	9-9	42	19	61	3.0-3	.	.	3	1
41 Jenkins, Malik	9-5	42	18	60	2.5-5	.	.	1	2	1-0
7 Johnson, Jah'Shawn.....	9-9	42	9	51	1.0-3	.	1-0	5	.	.	1	.	.	.
31 Nelson, Justis	9-8	31	5	36	0.5-1	.	.	11	1
38 Allen, Kisean	8-6	28	3	31
6A Williams, Kris	8-5	19	9	28	6.0-39	5.0-38	.	1	1	.	1	1	.	.
9A Pipkins, Ondre.....	9-9	18	10	28	4.0-5	.	.	1	.	1-23
3 Polite-Bray, DJ.....	8-7	22	3	25	1.0-1	.	.	5	1
1D Hill, Kolin	9-8	17	8	25	4.0-5	1.0-2	.	3	1
17 Nguema, Thierry	9-6	21	3	24	.	.	1-0	1
34 Hinton, D'Vonta.....	5-4	17	2	19	1.0-1	.	.	.	1
15 Ward, Keenon.....	6-3	16	3	19	.	.	1-0	1	1
37 Stice, Luke	9-1	14	4	18
28 Banks, Paul.....	5-4	14	3	17	.	.	.	5
25 Coleman, Douglas.....	8-1	13	4	17	1.0-4	1.0-4	1-0	4	.	1-100	1	.	.	.
4A Fehoko, Breiden	9-9	10	6	16	3.5-12	1.0-7	.	.	2
5A Moore, Gary	7-2	11	4	15	4.0-8	.	.	1	2
33 Stringer, Brayden	8-0	9	5	14
9B Washington, B.....	9-0	9	2	11	1.0-7	1.0-7	.	.	1
2A Madison, Tevin	2-0	8	2	10
26 Moore, Kevin	9-0	10	.	10	2
2C Smith, Desmon	5-0	8	2	10
99 Thomas, Mychealon	9-0	5	3	8	2.0-4	.	.	1
1C Barnes, Zach.....	7-1	5	3	8	1.5-6	1.0-5	1	.	.	.
97 Wallace, Joseph.....	5-0	5	2	7	2.0-6	.	.	.	1	1-0
24 Hendrix, Payton	6-0	6	1	7
94 Gilmore, Lonzell	9-0	4	1	5	1.0-7	1.0-7	1	.	.
32 Ward, Da'Leon.....	7-2	2	1	3
96 Hatfield, Clayton	9-0	.	3	3
10 Picone, Johnathan.....	8-0	2	1	3
30 Woodward, Caleb.....	4-0	1	2	3
1B Mack, Jacarthy	5-0	2	.	2
27 Felton, Demarcus	9-3	2	.	2
39 Jones, Adaryan.....	4-0	1	.	1
86 Vasher, T.J.....	1-0	1	.	1
2 Davis III, Reginald.....	9-2	1	.	1
3D Parker, Justus	1-0	1	.	1
29 Reed, Mason	8-2	.	1	1
5C Heffron, Kyle	9-0	1	.	1
49 Barden, Michael	8-0	1	.	1
95 Nunez, Talor	9-2	1
Total.....	9-0	461	142	603	39-117	11-70	4-0	43	18	4-123	4	2	.	.
Opponents.....	9-0	477	156	633	49.0-306	24-223	9-54	30	21	4-0	6	1	2	.



TEAM GAME-BY-GAME STATS

Date	Opponent	--RUSHING--				--RECEIVING--				-----PASSING-----				--KICK RET--				--PUNT RET--				tot off
		No.	Yds	TD	Lg	No.	Yds	TD	Lg	Cmp	Att	Int	Yds	TD	Lg	No	Yds	TD	Lg	No	Yds	
Sep 03, 2016	STEPHEN F. AUSTIN	28	125	4	27	48	633	5	59	48-71-1	633	5	59	2	42	0	27	4	75	0	33	758
Sep 10, 2016	at Arizona State	22	72	3	27	38	540	5	75	38-53-2	540	5	75	0	0	0	0	1	0	0	0	612
Sep 17, 2016	LOUISIANA TECH	43	196	3	21	26	470	5	64	26-36-0	470	5	64	1	18	0	18	2	10	0	5	666
Sep 29, 2016	KANSAS	24	73	0	32	42	548	8	59	42-55-1	548	8	59	0	0	0	0	3	10	0	10	621
Oct 08, 2016	at Kansas State	28	63	3	31	46	529	2	61	46-63-1	529	2	61	5	83	0	26	2	14	0	14	592
Oct 15, 2016	WEST VIRGINIA	27	34	0	10	32	345	2	44	32-50-1	345	2	44	3	73	0	46	1	19	0	19	379
Oct 22, 2016	OKLAHOMA	21	120	3	22	52	734	5	56	52-88-1	734	5	56	4	66	0	20	1	8	0	8	854
Oct 29, 2016	at TCU	49	139	1	15	24	206	2	33	24-40-1	206	2	33	0	0	0	0	1	15	0	15	345
Nov 05, 2016	TEXAS	41	115	1	25	36	367	3	31	36-59-1	367	3	31	3	48	0	24	1	22	0	22	482
	Totals	283	937	18	32	344	4372	37	75	344-515-9	4372	37	75	18	330	0	46	16	173	0	33	5309
	Opponent	366	2124	25	75	204	2681	21	76	204-346-4	2681	21	76	33	767	1	99	8	60	0	36	4805

Date	Opponent	-----TACKLES-----				--SACKS--	--FUMBLE--		Pass			Blkd	--Kicks--XPTS--			off		
		Solo	Asst	Total	TFL-Yds	No-Yds	FF	FR-Yds	Int-Yds	QBH	Brk	Kick	Att-Mad	Run	Rcv	Saf	t/o	Pts
Sep 03, 2016	STEPHEN F. AUSTIN	62	10	72	9.0-45	5.0-35	1	1-0	2-0	4	5	1	9-9	0	0	0	3	69
Sep 10, 2016	at Arizona State	79	6	85	5.0-9	0.0-0	0	0-0	0-0	0	3	0	8-7	0	0	0	0	55
Sep 17, 2016	LOUISIANA TECH	41	16	57	3.0-6	1.0-4	0	0-0	0-0	0	5	0	8-8	0	0	0	0	59
Sep 29, 2016	KANSAS	46	14	60	7.0-31	4.0-28	1	1-0	1-0	7	2	0	8-7	0	0	0	7	55
Oct 08, 2016	at Kansas State	47	2	49	7.0-12	0.0-0	0	0-0	0-0	0	5	0	5-5	0	0	0	0	38
Oct 15, 2016	WEST VIRGINIA	49	12	61	1.0-1	0.0-0	0	0-0	0-0	1	3	0	2-2	0	0	0	0	17
Oct 22, 2016	OKLAHOMA	46	16	62	3.0-5	0.0-0	0	0-0	0-0	1	5	0	8-8	0	0	0	0	59
Oct 29, 2016	at TCU	40	38	59.0	2.0-4	0.0-0	0	0-0	1-0	1	5	1	3-3	0	0	0	0	27
Nov 05, 2016	TEXAS	53	22	64.0	2.0-4	1.0-3	2	2-123	0-0	3	10	0	5-4	0	0	0	14	37
	Totals	461	142	532.0	39.0-117	11.0-70	4	4-123	4-0	18	43	2	56-53	0	0	0	24	416
	Opponent	477	156	555.0	49.0-306	24.0-223	6	4-0	9-54	21	29	1	47-46	0	1	2	56	376

OPPONENT GAME-BY-GAME STATS

Date	Opponent	--RUSHING--				--RECEIVING--				-----PASSING-----				--KICK RET--				--PUNT RET--				tot off
		No.	Yds	TD	Lg	No.	Yds	TD	Lg	Cmp	Att	Int	Yds	TD	Lg	No	Yds	TD	Lg	No	Yds	
Sep 03, 2016	STEPHEN F. AUSTIN	35	58	0	20	31	312	2	38	31-55-2	312	2	38	7	146	0	26	1	36	0	36	370
Sep 10, 2016	at Arizona State	53	301	7	75	28	351	2	39	28-37-0	351	2	39	8	179	0	28	2	14	0	14	652
Sep 17, 2016	LOUISIANA TECH	36	261	3	39	20	311	3	76	20-32-0	311	3	76	4	82	0	28	0	0	0	0	572
Sep 29, 2016	KANSAS	28	46	0	14	25	250	2	25	25-48-1	250	2	25	3	59	0	27	0	0	0	0	296
Oct 08, 2016	at Kansas State	39	231	2	31	10	104	1	16	10-20-0	104	1	16	6	181	1	99	0	0	0	0	335
Oct 15, 2016	WEST VIRGINIA	46	332	5	38	21	318	1	53	21-31-0	318	1	53	1	25	0	25	2	4	0	3	650
Oct 22, 2016	OKLAHOMA	40	309	2	46	27	545	7	56	27-36-0	545	7	56	1	24	0	24	0	0	0	0	854
Oct 29, 2016	at TCU	39	172	2	18	22	246	1	25	22-47-1	246	1	25	1	28	0	28	2	6	0	4	418
Nov 05, 2016	TEXAS	50	414	4	74	20	244	2	52	20-40-0	244	2	52	2	43	0	23	1	0	0	0	658
	Opponent totals	366	2124	25	75	204	2681	21	76	204-346-4	2681	21	76	33	767	1	99	8	60	0	36	4805
	Texas Tech	283	937	18	32	344	4372	37	75	344-515-9	4372	37	75	18	330	0	46	16	173	0	33	5309

Date	Opponent	-----TACKLES-----				--SACKS--	--FUMBLE--		Pass			Blkd	--Kicks--XPTS--			off		
		Solo	Asst	Total	TFL-Yds	No-Yds	FF	FR-Yds	Int-Yds	QBH	Brk	Kick	Att-Mad	Run	Rcv	Saf	t/o	Pts
Sep 03, 2016	STEPHEN F. AUSTIN	59	16	75	5.0-32	2.0-18	0	0-0	1-0	3	3	0	2-2	0	0	0	7	17
Sep 10, 2016	at Arizona State	43	8	51	3.0-12	2.0-9	0	0-0	2-19	0	1	0	9-9	0	0	1	7	68
Sep 17, 2016	LOUISIANA TECH	3	121	40.3	49	0	0	1	0	0	1-1	20	0-6	385	64.2	5	0	45
Sep 29, 2016	KANSAS	49	16	65	10.0-49	3.0-32	0	1-0	1-0	1	4	0	2-2	0	0	1	7	19
Oct 08, 2016	at Kansas State	65	4	69	5.0-45	3.0-33	0	0-0	1-35	0	5	0	5-5	0	0	0	7	44
Oct 15, 2016	WEST VIRGINIA	48	12	60	8.0-60	4.0-47	1	0-0	1-0	2	3	0	6-6	0	0	0	7	48
Oct 22, 2016	OKLAHOMA	54	12	66	2.0-3	1.0-2	1	1-0	1-0	9	3	0	8-7	0	1	0	7	66
Oct 29, 2016	at TCU	44	52	96	5.0-35	4.0-24	2	1-0	1-0	1	2	0	3-3	0	0	0	7	24
Nov 05, 2016	TEXAS	63	24	75.0	5.0-44	3.0-38	1	1-0	1-0	3	7	1	6-6	0	0	0	7	45
Opponent totals		477	156	555.0	49.0-306	24.0-223	6	4-0	9-54	21	29	1	47-46	0	1	2	56	376
Texas Tech		461	142	532.0	39.0-117	11.0-70	4	4-123	4-0	18	43	2	56-53	0	0	0	24	416



GAME-BY-GAME STARTERS

OFFENSE

GAME	LT	LG	C	RG	RT	QB	RB	FB/RB/WR	WR	IR	WR	WR
Stephen F. Austin	Steele	B. Brown	Morales	Murphy	Akamnonu	Mahomes	Stockton	White	Lauderdale	Batson	Cantrell	--
Arizona State	Steele	B. Brown	Morales	Murphy	Akamnonu	Mahomes	Stockton	White	Lauderdale	Giles	Cantrell	--
Louisiana Tech	Steele	B. Brown	Morales	Murphy	Akamnonu	Mahomes	Stockton	--	Batson	Giles	Cantrell	Willies
Kansas	Steele	B. Brown	Morales	Murphy	Akamnonu	Mahomes	Felton	M. Reed	Batson	--	Cantrell	Willies
Kansas State	Steele	B. Brown	Morales	Stawarz	Murphy	Mahomes	Felton	Stockton	Batson	--	Cantrell	Willies
West Virginia	Steele	B. Brown	Morales	Stawarz	Murphy	Mahomes	Felton	--	Lauderdale	Batson	Giles	Davis
Oklahoma	Steele	Stawarz	Morales	Akamnonu	B. Brown	Mahomes	D. Ward	--	Lauderdale	Batson	Giles	Davis
TCU	Steele	B. Brown	Morales	Stawarz	Murphy	Mahomes	--	Coutee	Brown	Batson	Giles	Cantrell
Texas	Steele	B. Brown	Morales	Stawarz	Murphy	Mahomes	D. Ward	M. Reed	--	Batson	Giles	Cantrell
Oklahoma State												
Iowa State												
Baylor												

DEFENSE

GAME	DE	NT	DT	RUSH	WILL	MIKE	SAM	DB	LC	FS	SS	RC
Stephen F. Austin	Kolin Hill	Pipkins	Fehoko	Williams	Hinton	Brooks	--	Nelson	Nguema	Johnson	Ward	Polite-Bray
Arizona State	Kolin Hill	Pipkins	Fehoko	G. Moore	--	Brooks	Stice	Nelson	Nguema	Johnson	Ward	Polite-Bray
Louisiana Tech	Kolin Hill	Pipkins	Fehoko	Williams	--	Brooks	Jenkins	Nelson	Nguema	Johnson	Ward	Polite-Bray
Kansas	Kolin Hill	Pipkins	Fehoko	G. Moore	Hinton	Brooks	--	Nelson	Nguema	Johnson	Allen	Polite-Bray
Kansas State	Kolin Hill	Pipkins	Fehoko	Williams	Hinton	Brooks	Jenkins	--	Nguema	Johnson	Allen	Polite-Bray
West Virginia	Kolin Hill	Pipkins	Fehoko	Williams	Hinton	Brooks	--	Nelson	Banks	Johnson	Allen	Polite-Bray
Oklahoma	Z. Barmes	Pipkins	Fehoko	Nunez	--	Brooks	Jenkins	Nelson	Banks	Johnson	Allen	Polite-Bray
TCU	Kolin Hill	Pipkins	Fehoko	Nunez	--	Brooks	Jenkins	Nguema	Banks	Johnson	Allen	Nelson
Texas	Kolin Hill	Pipkins	Fehoko	Williams		Brooks	Jenkins	Coleman	Banks	Johnson	Allen	Nelson
Oklahoma State												
Iowa State												
Baylor												

CAREER STARTS

OFFENSE

PLAYER	2012	2013	2014	2015	2016	TOTAL	STREAK
Baylen Brown	-	3	9	11	9	32	12
Patrick Mahomes II	-	-	4	13	9	26	26
Reginald Davis	RS	1	7	7	2	17	0
Devin Lauderdale	-	-	4	9	4	17	0
Tony Morales	0	0	0	6	9	15	9
Dylan Cantrell	-	-	6	0	7	13	2
Justin Murphy	-	-	RS	4	8	12	2
Ian Sadler	-	-	3	7	-	10	0
Cameron Batson	-	-	0	2	8	10	7
Terence Steele	-	-	-	RS	9	9	9
Justin Stockton	-	-	1	2	4	7	0
Quinton White	RS	0	0	3	2	5	0
Ja'Deion High	-	RS	0	5	-	5	0
Madison Akamnonu	-	-	-	RS	5	5	0
Jonathan Giles	-	-	-	-	6	6	4
Tony Brown	-	-	-	3	1	4	0
Paul Stawarz	-	-	-	-	5	5	5
Derrick Willies	-	-	-	-	3	3	0
Demarcus Felton	-	-	-	-	3	3	0
Keke Coutee	-	-	-	2	1	3	0
Da'Leon Ward	-	-	-	-	2	2	1
Mason Reed	-	-	-	-	2	2	1
Zach Austin	-	RS	-	1	-	1	0

DEFENSE

PLAYER	2012	2013	2014	2015	2016	TOTAL	STREAK
Justis Nelson	-	3	11	8	8	30	4
Keenon Ward	RS	3	10	7	3	23	0
Breiden Fehoko	-	-	-	13	9	22	22
Jah'Shawn Johnson	-	-	0	13	9	22	22
Malik Jenkins		0	0	5	5	10	3
Thierry Nguema	RS	0	0	4	6	10	0
D'Vonta Hinton	-	-	-	5	4	9	0
D.J. Polite-Bray	0	-	2	0	7	9	0
Ondre Pipkins	-	-	-	-	9	9	9
Jordyn Brooks	-	-	-	-	9	9	9
Kolin Hill	-	-	-	-	8	8	2
Kris Williams	RS	0	0	2	5	7	1
Kisean Allen	-	-	-	-	6	6	6
Gary Moore	-	RS	1	1	2	4	0
Zach Barnes	-	0	RS	3	1	4	0
Paul Banks III	-	-	-	1	4	5	4
Talor Nunez	-	-	-	-	2	2	0
Douglas Coleman	-	-	-	-	1	1	1
Luke Stice	-	-	-	-	1	1	0



GAME-BY-GAME STATISTICS

PASSING

Mahomes, Patrick	Att	Comp	INT	Pct.	Yards	TD	Long	Sack	Yards	Effic.
Stephen F. Austin	43	30	0	69.8	483	4	59	0	0	194.8
Arizona State	53	38	2	71.7	540	5	75	2	9	180.9
Louisiana Tech	36	26	0	72.2	470	5	64	2	20	227.7
Kansas	34	27	1	79.4	277	4	34	3	32	180.8
Kansas State	62	45	1	72.6	504	2	61	3	33	148.3
West Virginia	44	28	1	63.6	305	1	44	4	47	124.8
Oklahoma	88	52	1	59.1	734	5	56	1	2	145.6
TCU	39	24	1	61.5	206	2	33	4	24	117.7
Texas	59	36	1	61.0	367	3	31	3	38	126.7
TOTALS	458	306	8	66.8	3886	31	75	22	205	156.9

Shimonek, Nic	Att	Comp	INT	Pct.	Yards	TD	Long	Sack	Yards	Effic.
Stephen F. Austin	28	18	1	64.3	150	1	22	2	18	113.9
Kansas	21	15	0	71.4	271	4	59	0	0	242.7
West Virginia	6	4	0	66.7	40	1	16	0	0	177.7
TOTALS	55	37	1	67.3	461	6	59	2	18	170.0

RUSHING

Rush-Yds/TD	SFA	ASU	LATECH	KU	KSU	WVU	OU	TCU	UT	OSU	ISU	BU
Felton, Demarcus	5-28/0	1-5/1	16-123/2	11-48/0	14-66/0	5-18/0	-	1-1/0	-			
Mahomes, Patrick	10-57/2	11-44/1	12-37/1	8-27/0	9--3/3	13--10/0	12-85/2	20-39/1	15--16/0			
Ward, Da'Leon	DNP	DNP	-	-	-	6-27/0	7-31/1	23-98/0	22-93/1			
Stockton, Justin	6-25/0	7-20/1	11-34/0	3-7/0	3--8/0	2-5/0	1-5/0	4-12/0	2-14/0			
Dauphine, Corey	2-25/1	DNP	DNP	-	DNP	-	DNP	DNP	DNP			
White, Quinton	-	2-4/0	2-4/0	-	2-8/0	-	DNP	-	-			
Barden, Michael	-	-	DNP	-	-	-	-	1--11/0	1-25/0			
Coutee, Keke	1-6/1	-	-	-	-	-	-	-	-			
Woodward, Caleb	1-2/0	-	DNP	-	DNP	DNP	-	DNP	DNP			
Team	DNP	1--1/0	2--2/0	-	DNP	DNP	1--1/0	-	1--1/0			
Nunez, Talor	-	-	-	-	-	1--6/0	-	-	-			
Baughman, Erik	DNP	DNP	DNP	1--7/0	DNP	DNP	DNP	DNP	DNP			
Shimonek, Nic	3--18/0	DNP	DNP	1--2/0	DNP	-	DNP	DNP	DNP			

RECEIVING

Rec.-Yds/TD	SFA	ASU	LATECH	KU	KSU	WVU	OU	TCU	UT	OSU	ISU	BU
Giles, Jonathan	4-89/1	9-71/1	6-186/3	12-219/2	4-49/0	8-136/2	10-167/2	2-10/0	5-55/1			
Batson, Cameron	3-24/1	9-148/1	2-25/1	8-88/1	6-56/1	5-19/0	9-99/1	4-26/0	5-38/2			
Coutee, Keke	1-12/0	1-8/0	1-9/0	3-73/2	5-130/1	6-61/0	10-172/1	1-2/0	5-42/0			
Cantrell, Dylan	2-62/1	3-25/1	6-81/1	5-70/1	10-81/0	DNP	DNP	3-40/1	8-89/0			
Sadler, Ian	2-38/0	1-22/0	2-53/0	3-35/0	3-26/0	4-93/0	7-75/0	2-21/0	-			
Lauderdale, Devin	7-49/1	7-57/0	1-27/0	4-24/1	7-92/0	2-14/0	3-44/0	-	-			
Davis, Reginald	2-80/0	1-16/0	1-9/0	-	4-34/0	-	5-68/1	2-40/1	-			
Willies, Derrick	2-47/0	1-59/1	3-38/0	1-6/1	2-18/0	DNP	DNP	DNP	3-63/0			
Stockton, Justin	4-66/0	3-95/1	3-30/0	2--8/0	3-13/0	5-21/0	-	-	-			
White, Quinton	3-16/0	2-34/0	1-12/0	1-9/0	1-25/0	-	DNP	-	1-13/0			
Brown, Tony	2-10/0	DNP	-	1-19/0	-	-	1-19/0	2-18/0	5-35/0			
Ward, Da'Leon	DNP	DNP	-	-	-	-	1-14/0	8-49/0	4-32/0			
High, Ja'Deion	6-54/1	-	-	DNP	DNP	DNP	DNP	DNP	DNP			
Reed, Mason	-	DNP	-	-	-	-	3-49/0	-	-			
Knutson, Kash	5-45/0	-	-	-	-	-	DNP	DNP	DNP			
Shorts, Quan	1-16/0	DNP	DNP	DNP	DNP	-	3-27/0	DNP	-			
Felton, Dem.	1-7/0	1-5/0	-	2-13/0	1-5/0	2-1/0	-	-	-			
Rittimann, Hunter	1-9/0	DNP	DNP	DNP	DNP	DNP	DNP	DNP	DNP			
Vasher, T.J.	2-9/0	DNP	DNP	DNP	DNP	DNP	DNP	DNP	DNP			

FIELD GOALS

Made, Missed, Blocked	#96 Hatfield
SFA	31, 43
Arizona State	--
Louisiana Tech	24, 40
Kansas	-
Kansas State	34
West Virginia	42
Oklahoma	37
TCU	41, 37
Texas	42
Oklahoma State	-
Iowa State	-
Baylor	-

PUNTING

Number-Avg./120	#49 Barden	#36 Baughmann
SFA	5-32.6/2	--
Arizona State	4-43.0/0	--
Louisiana Tech	--	--
Kansas	1-46.0/1	3-38.0/0
Kansas State	2-52.0/1	-
West Virginia	4-36.5/2	-
Oklahoma	2-32.5/0	-
TCU	4-43.0/0	-
Texas	5-37.8/1	-
Oklahoma State	-	-
Iowa State	-	-
Baylor	-	-



GAME-BY-GAME TACKLES

UT-AT-TT

	UA-A	TOT	SFA	ASU	LATECH	KU	KSU	WVU	OU	TCU	UT	OSU	ISU	BU
Brooks, Jordyn	42-19	61	2-1	10-0	4-3	2-1	5-1	6-1	6-1	3-7	4-4			
Jenkins, Malik	42-18	60	3-3	7-1	3-2	-	3-0	0-2	11-3	10-4	5-3			
Johnson, Jah'Shawn	42-9	51	2-2	4-1	8-0	4-1	2-0	8-2	4-0	0-2	10-1			
Nelson, Justis	31-5	36	5-0	5-1	2-1	2-1	1-0	3-0	5-0	4-1	4-1			
Allen, Kisean	28-3	31	DNP	1-0	1-0	4-1	5-1	6-0	5-1	4-0	2-0			
Pipkins, Ondre	18-10	28	5-0	1-0	1-1	0-1	5-0	-	1-2	1-5	4-1			
Williams, Kris	19-9	28	2-2	4-0	1-1	4-0	1-0	1-0	DNP	2-5	4-1			
Hill, Kolin	17-8	25	2-0	3-1	3-0	1-2	2-0	2-0	1-1	2-1	1-3			
Polite-Bray, DJ	22-3	25	4-0	4-1	-	4-1	2-0	1-1	4-0	3-0	DNP			
Nguema, Thierry	21-3	24	-	7-0	4-0	5-0	1-0	1-0	1-2	1-1	1-0			
Hinton, D'Vonta	17-2	19	3-0	DNP	4-2	2-0	5-0	3-0	DNP	DNP	DNP			
Ward, Keenon	16-3	19	5-0	5-1	2-0	DNP	DNP	DNP	1-1	1-1	2-0			
Stice, Luke	14-4	18	2-1	7-0	0-1	0-1	3-0	-	-	0-1	2-0			
Coleman, Douglas	13-4	17	1-1	-	3-2	1-0	-	-	DNP	4-1	4-0			
Banks, Paul	14-3	17	DNP	DNP	DNP	DNP	4-0	4-1	2-0	-	4-2			
Fehoko, Breiden	10-6	16	-	2-0	1-0	2-0	3-0	0-2	1-2	1-2	-			
Moore, Gary	11-4	15	-	3-0	1-1	2-1	4-0	0-1	1-1	DNP	DNP			
Stringer, Brayden	9-5	14	1-0	3-0	-	3-2	DNP	2-1	-	-	0-2			
Washington, Broderick	9-2	11	2-0	-	-	3-0	1-0	2-0	1-0	0-2	-			
Madison, Tevin	8-2	10	5-2	3-0	DNP	DNP	DNP	DNP	DNP	DNP	DNP			
Smith, Desmon	8-2	10	1-0	DNP	1-0	5-1	DNP	-	DNP	DNP	1-1			
Moore, Kevin	10-0	10	3-0	2-0	-	1-0	-	2-0	-	2-0	-			
Thomas, Mychealon	5-3	8	2-0	-	-	1-0	-	1-0	0-1	0-2	1-0			
Barnes, Zach	5-3	8	1-0	DNP	DNP	-	-	1-0	2-1	0-2	1-0			
Hendrix, Payton	6-1	7	1-0	-	1-0	-	-	4-1	DNP	DNP	DNP			
Wallace, Joseph	5-2	7	2-0	DNP	1-1	-	DNP	DNP	DNP	0-1	2-0			
Gilmore, Lonzell	4-1	5	1-1	3-0	-	-	-	-	-	-	-			
Ward, Da'Leon	2-1	3	DNP	DNP	0-1	-	-	-	-	1-0	1-0			
Picone, Johnathan	2-1	3	1-1	DNP	-	-	-	1-0	-	-	-			
Woodward, Caleb	1-2	3	0-2	1-0	DNP	-	DNP	DNP	-	DNP	DNP			
Hatfield, Clayton	0-3	3	-	-	-	-	-	-	-	-	0-3			
Felton, Demarcus	2-0	2	-	1-0	-	-	-	-	-	1-0	-			
Mack, Jacarthy	2-0	2	1-0	1-0	-	-	-	DNP	DNP	DNP	DNP			
Parker, Justus	1-0	1	DNP	DNP	DNP	DNP	DNP	1-0	DNP	DNP	DNP			
Jones, Adaryan	1-0	1	1-0	DNP	DNP	-	DNP	-	DNP	DNP	-			
Heffron, Kyle	1-0	1	-	1-0	-	-	-	-	-	-	-			
Barden, Michael	1-0	1	1-0	-	DNP	-	-	-	-	-	-			
Davis, Reginald	1-0	1	-	1-0	-	-	-	-	-	-	-			
Vasher, T.J.	1-0	1	1-0	DNP	DNP	DNP	DNP	DNP	DNP	DNP	DNP			
Reed, Mason	0-1	1	-	DNP	-	0-1	-	-	-	-	-			

GIVEAWAYS/TAKEAWAYS

OPPONENT	GIVEAWAY			TAKEAWAY			Dif.
	Fum	Int	Tot	Fum	Int	Tot	
Stephen F. Austin	0	1	1	1	2	3	+2
at Arizona State	0	2	2	0	0	0	-2
Louisiana Tech	0	0	0	0	0	0	0
Kansas	1	1	2	1	1	2	0
at Kansas State	0	1	1	0	0	0	-1
West Virginia	0	1	1	0	0	0	-1
Oklahoma	1	1	2	0	0	0	-2
at TCU	1	1	2	0	1	1	-1
Texas	1	1	2	2	0	2	0
at Oklahoma State							
at Iowa State							
vs. Baylor							
TOTALS	4	9	13	4	4	8	-5

THREE-AND-OUTS

OPPONENT	TEXAS TECH	OPPONENTS
	3-&-Outs/Drives	3-&-Outs/Drives
Stephen F. Austin	3/18	5/19
at Arizona State	3/15	0/16
Louisiana Tech	0/12	3/11
Kansas	2/16	7/17
at Kansas State	1/13	2/12
West Virginia	2/11	0/11
Oklahoma	2/14	1/14
at TCU	2/13	2/13
Texas	3/16	4/16
at Oklahoma State		
at Iowa State		
vs. Baylor		
TOTALS	18/128	24/129

OPENING DRIVES - DEFENSE

OPPONENT	1st Half	2nd Half
	Punt	Punt
Stephen F. Austin	Punt	Punt
at Arizona State	Punt	Touchdown
Louisiana Tech	FG	Touchdown
Kansas	Punt	Punt
at Kansas State	Touchdown	Punt
West Virginia	Punt	FG
Oklahoma	Touchdown	Touchdown
at TCU	Touchdown	Punt
Texas	Touchdown	Touchdown
at Oklahoma State		
at Iowa State		
vs. Baylor		



TEXAS TECH SCORING DRIVES

Opponent	No. of Plays	Total Yards	Drive Time	Type of Score	Score QTR/Time	Scoring Play
Stephen F. Austin	10	75	2:38	Pass TD	1/12:22	Batson 13 yard reception
Stephen F. Austin	5	45	1:12	Rush TD	1/6:03	Coutee 6 yard run
Stephen F. Austin	8	69	2:46	Rush TD	1/1:10	Mahomes 3 yard run
Stephen F. Austin	6	78	1:40	Rush TD	2/13:12	Mahomes 7 yard run
Stephen F. Austin	1	22	0:08	Pass TD	2/12:15	Giles 22 yard reception
Stephen F. Austin	4	93	1:20	Pass TD	2/4:33	Cantrell 8 yard reception
Stephen F. Austin	10	86	4:16	FG	2/0:17	Hatfield 31 yard FG
Stephen F. Austin	10	80	2:43	Pass TD	3/7:50	Lauderdale 14 yard reception
Stephen F. Austin	9	55	1:34	FG	3/1:08	Hatfield 43 yard FG
Stephen F. Austin	12	70	3:31	Pass TD	4/3:23	High 9 yard reception
Stephen F. Austin	1	27	0:18	Rush TD	4/1:10	Dauphine 27 yard run
Arizona State	8	47	3:00	Rush TD	1/7:12	Mahomes 1 yard run
Arizona State	6	98	1:46	Pass TD	1/1:14	Willies 59 yard reception
Arizona State	2	75	0:22	Pass TD	2/12:55	Stockton 75 yard reception
Arizona State	9	75	3:09	Pass TD	2/5:21	Cantrell 11 yard reception
Arizona State	9	75	1:24	Pass TD	2/0:53	Giles 13 yard reception
Arizona State	9	75	3:15	Rush TD	3/11:45	Stockton 1 yard run
Arizona State	6	75	1:34	Rush TD	4/9:23	Felton 5 yard run
Arizona State	4	75	0:55	Pass TD	4/8:16	Batson 66 yard reception
Louisiana Tech	12	75	5:30	Rush TD	1/9:57	Felton 12 yard run
Louisiana Tech	2	75	0:25	Pass TD	1/3:41	Giles 64 yard reception
Louisiana Tech	3	63	0:37	Pass TD	1/2:07	Giles 36 yard reception
Louisiana Tech	9	75	2:41	Pass TD	2/12:04	Cantrell 9 yard reception
Louisiana Tech	5	64	1:58	Pass TD	2/9:01	Giles 42 yard reception
Louisiana Tech	11	75	4:07	Pass TD	3/6:17	Batson 4 yard reception
Louisiana Tech	11	75	5:19	Rush TD	4/14:21	Felton 8 yard run
Louisiana Tech	8	53	2:48	FG	4/7:10	Hatfield 24 yard FG
Louisiana Tech	8	61	3:49	Rush TD	4/2:33	Mahomes 2 yard run
Kansas	5	75	1:42	Pass TD	1/13:18	Giles 14 yard reception
Kansas	8	73	2:30	Pass TD	1/9:55	Batson 18 yard reception
Kansas	7	61	2:26	Pass TD	2/7:35	Lauderdale 17 yard reception
Kansas	11	75	4:24	Pass TD	2/0:48	Willies 6 yard reception
Kansas	7	75	2:26	Pass TD	3/4:56	Cantrell 4 yard reception
Kansas	9	68	4:37	Pass TD	3/0:00	Coutee 37 yard reception
Kansas	3	86	1:31	Pass TD	4/8:41	Coutee 31 yard reception
Kansas	5	84	1:40	Pass TD	4/4:54	Giles 59 yard reception
Kansas State	14	85	5:12	Rush TD	1/9:48	Mahomes 1 yard run
Kansas State	4	75	1:41	Pass TD	1/2:38	Coutee 61 yard reception
Kansas State	7	68	2:42	Rush TD	2/11:19	Mahomes 16 yard run
Kansas State	11	80	3:51	Rush TD	2/1:47	Mahomes 3 yard run
Kansas State	6	45	2:18	FG	3/5:17	Hatfield 34 yard FG
Kansas State	8	75	1:51	Pass TD	4/0:05	Batson 15 yard reception
West Virginia	9	74	4:35	Pass TD	1/1:51	Giles 44 yard reception
West Virginia	10	51	4:56	FG	3/10:04	Hatfield 42 yard FG
West Virginia	8	48	2:11	Pass TD	4/8:13	Giles 16 yard reception
Oklahoma	12	84	4:05	Rush TD	1/7:23	Ward 4 yard run
Oklahoma	10	65	2:02	FG	1/1:06	Hatfield 37 yard FG
Oklahoma	14	75	4:25	Rush TD	2/9:06	Mahomes 11 yard run
Oklahoma	8	80	1:26	Pass TD	2/0:37	Giles 23 yard reception
Oklahoma	9	75	2:18	Pass TD	3/9:33	Davis 32 yard reception
Oklahoma	11	75	3:49	Pass TD	3/4:10	Giles 41 yard reception
Oklahoma	12	75	3:39	Rush TD	4/12:57	Mahomes 22 yard run
Oklahoma	5	77	1:19	Pass TD	4/7:56	Coutee 56 yard reception
Oklahoma	13	92	3:25	Pass TD	4/1:38	Batson 3 yard reception
TCU	12	80	4:49	Pass TD	2/13:23	R. Davis 33 yard reception
TCU	10	43	2:43	FG	2/6:49	Hatfield 41 yard FG
TCU	16	80	6:44	Pass TD	4/1:28	Cantrell 8 yard reception
TCU	4	25	N/A	Rush TD	OT	Mahomes 15 yard run
TCU	4	5	N/A	FG	2OT	Hatfield 37 yard FG
Texas	9	75	3:23	Pass TD	1/11:37	Batson 3 yard reception
Texas	9	51	3:41	FG	1/7:02	Hatfield 42 yard FG
Texas	8	87	3:07	Pass TD	1/1:23	Giles 6 yard reception
Texas	13	75	4:24	Pass TD	3/7:23	Batson 7 yard reception
Texas	3	37	0:49	Rush TD	4/10:50	Ward 9 yard run

OPPONENT SCORING DRIVES

Opponent	No. of Plays	Total Yards	Drive Time	Type of Score	Score QTR/Time	Scoring Play
Stephen F. Austin	11	49	2:51	FG	2/9:24	Ruiz 42 yard FG
Stephen F. Austin	10	84	2:53	TD	3/2:42	Conque to Liggins 9 yds
Stephen F. Austin	5	75	1:38	TD	4/12:11	Taylor to Pace 38 yds
Arizona State	6	43	1:44	Pass TD	1/10:13	Harry 10 yard reception
Arizona State	7	75	2:57	Rush TD	2/13:17	Ballage 1 yard run
Arizona State	4	85	1:24	Pass TD	2/11:18	Ballage 39 yard reception
Arizona State	5	50	1:53	Rush TD	2/8:30	Ballage 1 yard run
Arizona State	9	74	2:55	Rush TD	2/2:17	Ballage 4 yard run
Arizona State	7	84	3:08	Rush TD	3/8:32	Ballage 2 yard run
Arizona State	15	80	5:00	Rush TD	3/0:43	Ballage 7 yard run
Arizona State	1	1	0:04	Rush TD	4/10:57	Ballage 1 yard run
Arizona State	1	75	0:12	Rush TD	4/9:11	Ballage 75 yard run
Arizona State	11	53	5:06	Rush TD	4/3:04	Gonzalez 43 yard FG
Louisiana Tech	13	77	5:51	FG	1/4:06	Barnes 20 yard FG
Louisiana Tech	6	71	2:22	Rush TD	2/14:45	McKnight 1 yard run
Louisiana Tech	9	78	2:09	Rush TD	2/0:09	Craft 1 yard run
Louisiana Tech	12	75	4:36	Rush TD	3/10:24	McKnight 1 yard run
Louisiana Tech	4	75	1:37	Pass TD	3/4:40	Henderson 54 yard reception
Louisiana Tech	2	75	0:48	Pass TD	4/6:22	Taylor 54 yard reception
Louisiana Tech	6	75	2:10	Pass TD	4/0:23	Taylor 37 yard reception
Kansas	7	75	2:23	Pass TD	2/5:12	Harrell 6 yard reception
Kansas	7	39	2:16	Pass TD	3/12:18	Sims 11 yard reception
Kansas	9	20	3:11	FG	3/7:22	Wyman 35 yard FG
Kansas State	7	66	3:12	Pass TD	1/6:28	Zuber 12 yard reception
Kansas State	1	35	0:00	Def. TD	1/4:19	Reed 35 yard INT Return
Kansas State	9	57	3:23	FG	2/14:09	McCrane 20 yard FG
Kansas State	10	72	5:30	Rush TD	2/5:43	Ertz 1 yard run
Kansas State	1	99	0:00	Return TD	2/1:31	Pringle 99 yard kick return
Kansas State	8	47	2:36	Rush TD	4/14:07	Jones 2 yard run
Kansas State	12	71	6:28	FG	4/6:05	McCrane 25 yard FG
Kansas State	4	-5	2:17	FG	4/1:56	McCrane 42 yard FG
West Virginia	9	91	2:59	Rush TD	1/9:30	Crawford 10 yard run
West Virginia	7	58	1:34	FG	1/0:17	Molina 34 yard FG
West Virginia	10	89	4:05	Pass TD	2/7:03	Crawford 5 yard reception
West Virginia	7	72	1:56	Rush TD	2/4:22	Howard 8 yard run
West Virginia	11	70	4:00	FG	3/6:04	Molina 22 yard FG
West Virginia	8	83	2:58	Rush TD	4/14:51	Howard 1 yard run
West Virginia	3	32	1:21	Rush TD	4/10:24	Shell 14 yard run
West Virginia	10	75	5:57	Rush TD	4/2:16	Shell 3 yard run
Oklahoma	5	75	1:37	Pass TD	1/13:23	Mixon 56 yard reception
Oklahoma	3	62	0:44	Pass TD	1/11:28	Westbrook 49 yard reception
Oklahoma	1	41	0:42	Rush TD	2/13:31	Mixon 46 yard run
Oklahoma	9	69	2:52	FG	2/6:14	Seibert 23 yard FG
Oklahoma	2	75	0:20	Pass TD	2/0:17	Basquine 23 yard reception
Oklahoma	6	68	2:17	Pass TD	3/11:51	Westbrook 23 yard reception
Oklahoma	5	75	1:34	Pass TD	3/7:59	Mixon 43 yard reception
Oklahoma	6	76	2:34	Pass TD	3/1:36	Flowers 34 yard reception
Oklahoma	8	75	3:42	Pass TD	4/9:15	Mixon 15 yard reception
Oklahoma	7	75	2:53	Rush TD	4/5:03	Mixon 42 yard run
TCU	17	99	6:49	Rush TD	1/4:40	Green 2 yard run
TCU	11	69	3:50	FG	2/9:33	Hatfield 23 yard FG
TCU	4	15	1:14	Rush TD	4/14:37	Johnson 1 yard run
TCU	2	25	N/A	Pass TD	OT	White 25 yard reception
Texas	4	69	0:54	Rush TD	1/10:43	Foreman 4 yard run
Texas	9	75	2:32	Pass TD	1/4:30	Johnson 16 yard reception
Texas	9	75	2:32	Pass TD	2/3:01	Johnson 9 yard reception
Texas	11	48	1:28	FG	2/0:26	Domingue 29 yard FG
Texas	3	37	0:49	Rush TD	4/10:50	Ward 9 yard run
Texas	11	75	3:03	Rush TD	3/11:57	Swoopes 4 yard run
Texas	5	75	1:18	Rush TD	3/6:15	Foreman 38 yard run
Texas	3	81	0:42	Rush TD	4/14:49	Foreman 74 yard run



GAME 10: OKLAHOMA STATE

SCORING DRIVE ANALYSIS

YARDAGE	TEXAS TECH		OPPONENTS	
	TD	FG	TD	FG
No Drive	--	--	2	--
Negative Yards	--	--	--	1
0-9	--	1	1	--
10-19	--	--	1	--
20-29	3	--	1	1
30-39	1	--	2	--
40-49	3	2	3	2
50-59	--	4	1	3
60-69	7	1	4	2
70-79	28	--	24	3
80-89	10	1	7	--
90-99	3	--	2	--
TOTALS	55	9	48	12

GAME-OPENING DRIVES

OPPONENT	TEXAS TECH			OPPONENTS		
	PTS	PLAYS	YDS	PTS	PLAYS	YDS
Stephen F. Austin	7	10	75	0	5	15
at Arizona State	0	3	9	0	4	19
Louisiana Tech	7	12	75	3	13	77
Kansas	7	5	75	0	3	1
at Kansas State	7	14	85	7	7	66
West Virginia	0	3	3	0	6	17
Oklahoma	0	3	35	7	5	75
at TCU	0	9	39	7	17	99
Texas	7	9	75	7	4	69
at Oklahoma State						
at Iowa State						
vs. Baylor						

SECOND HALF-OPENING DRIVES

OPPONENT	TEXAS TECH			OPPONENTS		
	PTS	PLAYS	YDS	PTS	PLAYS	YDS
Stephen F. Austin	7	10	80	0	14	43
at Arizona State	7	9	75	7	7	84
Louisiana Tech	7	11	75	7	12	75
Kansas	0	3	-20	0	3	0
at Kansas State	0	15	77	0	3	5
West Virginia	3	10	51	3	11	70
Oklahoma	0	3	6	7	6	68
at TCU	0	13	60	0	8	34
Texas	7	13	75	7	11	75
at Oklahoma State						
at Iowa State						
vs. Baylor						

DRIVE SUPERLATIVES

	TEXAS TECH	OPPONENTS
Most Plays/Result	16/TD	17/TD
Most Yards/Result	98/TD	99/TD
Most Time/Result	6:44/TD	6:49/TD
Shortest Touchdown Drive (Yards)	22	1
Shortest Touchdown Drive (Time)	0:08	0:04
Quickest Touchdown to Start Game	13:18 - 1st	13:23 - 1st
Quickest Touchdown to Start a Half	13:18 - 1st	13:23 - 1st



LONGEST PLAYS - 25-PLUS YARDS

YARDS	TYPE	PLAYER(s)	OPPONENT
*100	FR	Coleman, Douglas	Texas
*75	Pass	Stockton, Justin from Mahomes II, Patrick	Arizona State
*66	Pass	Batson, Cameron from Mahomes II, Patrick	Arizona State
*64	Pass	Giles, Jonathan from Mahomes II, Patrick	Louisiana Tech
*61	Pass	Coutee, Keke from Mahomes II, Patrick	Kansas State
*59	Pass	Willies, Derrick from Mahomes II, Patrick	Arizona State
59	Pass	Davis III, Reginald from Mahomes II, Patrick	Stephen F. Austin
*59	Pass	Giles, Jonathan from Shimonek, Nic	Kansas
*56	Pass	Coutee, Keke from Mahomes II, Patrick	Oklahoma
54	Pass	Cantrell, Dylan from Mahomes II, Patrick	Stephen F. Austin
53	Pass	Stockton, Justin from Mahomes II, Patrick	Stephen F. Austin
46	KR	Davis III, Reginald	West Virginia
*44	Pass	Giles, Jonathan from Mahomes II, Patrick	West Virginia
42	Pass	Giles, Jonathan from Shimonek, Nic	Kansas
*42	Pass	Giles, Jonathan from Mahomes II, Patrick	Louisiana Tech
41	Pass	Lauderdale, Devin from Mahomes II, Patrick	Kansas State
*41	Pass	Giles, Jonathan from Mahomes II, Patrick	Oklahoma
39	Pass	Coutee, Keke from Mahomes II, Patrick	Kansas State
*37	Pass	Coutee, Keke from Shimonek, Nic	Kansas
37	Pass	Sadler, Ian from Mahomes II, Patrick	West Virginia
*36	Pass	Giles, Jonathan from Mahomes II, Patrick	Louisiana Tech
35	Pass	Giles, Jonathan from Mahomes II, Patrick	Stephen F. Austin
34	Pass	Giles, Jonathan from Mahomes II, Patrick	Kansas
34	Pass	Sadler, Ian from Mahomes II, Patrick	West Virginia
33	Pass	Willies, Derrick from Mahomes II, Patrick	Stephen F. Austin
33	PR	Batson, Cameron	Stephen F. Austin
*33	Pass	Davis III, Reginald from Mahomes II, Patrick	TCU
*32	Pass	Davis III, Reginald from Mahomes II, Patrick	Oklahoma
32	Rush	Mahomes II, Patrick	Kansas
31	Pass	Batson, Cameron from Mahomes II, Patrick	Oklahoma
31	Pass	Willies, Derrick from Mahomes II, Patrick	Texas
31	Rush	Felton, Demarcus	Kansas State
31	Pass	Giles, Jonathan from Mahomes II, Patrick	Oklahoma
*31	Pass	Coutee, Keke from Shimonek, Nic	Kansas
30	Pass	Giles, Jonathan from Mahomes II, Patrick	Texas
30	PR	Batson, Cameron	Stephen F. Austin
30	Pass	Sadler, Ian from Mahomes II, Patrick	Louisiana Tech
30	Pass	Coutee, Keke from Mahomes II, Patrick	West Virginia
30	Pass	Cantrell, Dylan from Mahomes II, Patrick	Louisiana Tech
28	Pass	Giles, Jonathan from Mahomes II, Patrick	West Virginia
27	Pass	Sadler, Ian from Mahomes II, Patrick	Stephen F. Austin
27	Pass	Batson, Cameron from Mahomes II, Patrick	Arizona State
27	Pass	Lauderdale, Devin from Mahomes II, Patrick	Louisiana Tech
27	Rush	Mahomes II, Patrick	Arizona State
*27	Rush	Dauphine, Corey	Stephen F. Austin
27	KR	Davis III, Reginald	Stephen F. Austin
26	Pass	Lauderdale, Devin from Mahomes II, Patrick	Kansas State
26	Pass	Coutee, Keke from Mahomes II, Patrick	Oklahoma
26	KR	Davis III, Reginald	Kansas State
26	Pass	Cantrell, Dylan from Mahomes II, Patrick	Kansas
25	Pass	Batson, Cameron from Mahomes II, Patrick	Kansas
25	Pass	White, Jr., Quinton from Batson, Cameron	Kansas State
25	Rush	Barden, Michael	Texas

* touchdown scored on play

TEXAS TECH LONG PLAYS BY THE NUMBERS

Long Plays by Yards	NO.	TD
100+	1	1
90-99	0	0
80-89	0	0
70-79	1	1
60-69	3	3
50-59	6	3
40-49	6	3
30-39	22	5
20-29	14	1

TEXAS TECH LONG PLAYS BY TYPE

Long Plays by Type	NO.	TD
Rushing	5	1
Passing	42	15
Punt returns	2	0
Kick returns	3	0
Interceptions	0	0
Fumble returns	1	1
Other	0	0
TOTAL	53	17

TEXAS TECH LONG PLAYS BY PLAYER

Player	NO.	TD	R	P	KR	PR	IR	FR
Giles, Jonathan	12	6	0	12	0	0	0	0
Coutee, Keke	7	4	0	7	0	0	0	0
Davis III, Reginald	6	2	0	3	3	0	0	0
Batson, Cameron	6	1	0	4	0	2	0	0
Sadler, Ian	4	0	0	4	0	0	0	0
Willies, Derrick	3	1	0	3	0	0	0	0
Lauderdale, Devin	3	0	0	3	0	0	0	0
Cantrell, Dylan	3	0	0	3	0	0	0	0
Stockton, Justin	2	1	0	2	0	0	0	0
Mahomes II, Patrick	2	0	2	0	0	0	0	0
Dauphine, Corey	1	1	1	0	0	0	0	0
Coleman, Douglas	1	1	0	0	0	0	0	1
White, Jr., Quinton	1	0	0	1	0	0	0	0
Felton, Demarcus	1	0	1	0	0	0	0	0
Barden, Michael	1	0	1	0	0	0	0	0
TOTAL	53	17	5	42	3	2	0	1

TEXAS TECH LONGEST PLAYS OF THE YEAR

Rushing	32	Mahomes II, Patrick vs Kansas
Rushing Touchdown	27	Dauphine, Corey vs Stephen F. Austin
Passing	75	Stockton, Justin from Mahomes II, Patrick vs Arizona State
Passing Touchdown	75	Stockton, Justin from Mahomes II, Patrick vs Arizona State
Punt Return	33	Batson, Cameron vs Stephen F. Austin
Kick Return	46	Davis III, Reginald vs West Virginia
Fumble Return	100	Coleman, Douglas vs Texas



SUPERLATIVES

INDIVIDUAL GAME HIGHS

Rushes	23	Ward, Da'Leon at TCU (Oct 29, 2016)
Yards Rushing	123	Felton, Demarcus vs Louisiana Tech (Sep 17, 2016)
TD Rushes	3	Mahomes II, Patrick at Kansas State (Oct 08, 2016)
Long Rush	32	Mahomes II, Patrick vs Kansas (Sep 29, 2016)
Pass attempts	88	Mahomes II, Patrick vs Oklahoma (Oct 22, 2016)
Pass completions	52	Mahomes II, Patrick vs Oklahoma (Oct 22, 2016)
Yards Passing	734	Mahomes II, Patrick vs Oklahoma (Oct 22, 2016)
TD Passes	5	Mahomes II, Patrick at Arizona State (Sep 10, 2016)
		Mahomes II, Patrick vs Louisiana Tech (Sep 17, 2016)
		Mahomes II, Patrick vs Oklahoma (Oct 22, 2016)
Long Pass	75	Mahomes II, Patrick at Arizona State (Sep 10, 2016)
Receptions	12	Giles, Jonathan vs Kansas (Sep 29, 2016)
Yards Receiving	219	Giles, Jonathan vs Kansas (Sep 29, 2016)
TD Receptions	3	Giles, Jonathan vs Louisiana Tech (Sep 17, 2016)
Long Reception	75	Stockton, Justin at Arizona State (Sep 10, 2016)
Field Goals	2	Hatfield, Clayton vs Stephen F. Austin (Sep 03, 2016)
		Hatfield, Clayton at TCU (Oct 29, 2016)
Long Field Goal	43	Hatfield, Clayton vs Stephen F. Austin (Sep 03, 2016)
Punts	5	Barden, Michael vs Stephen F. Austin (Sep 03, 2016)
		Barden, Michael vs Texas (Nov 05, 2016)
Punting Avg	52.0	Barden, Michael at Kansas State (Oct 08, 2016)
Long Punt	59	Barden, Michael at Kansas State (Oct 08, 2016)
		Barden, Michael vs Texas (Nov 05, 2016)
Punts inside 20	2	Barden, Michael vs Stephen F. Austin (Sep 03, 2016)
		Barden, Michael vs West Virginia (Oct 15, 2016)
Long Punt Return	33	Batson, Cameron vs Stephen F. Austin (Sep 03, 2016)
Long Kickoff Return	46	Davis III, Reginald vs West Virginia (Oct 15, 2016)
Tackles	12.5	Jenkins, Malik vs Oklahoma (Oct 22, 2016)
Sacks	3.0	Williams, Kris vs Kansas (Sep 29, 2016)
Tackles For Loss	3.0	Williams, Kris vs Kansas (Sep 29, 2016)
Interceptions	1	Nguema, Thierry vs Stephen F. Austin (Sep 03, 2016)
		Ward, Keenon vs Stephen F. Austin (Sep 03, 2016)
		Johnson, Jah'Shawn vs Kansas (Sep 29, 2016)
		Coleman, Douglas at TCU (Oct 29, 2016)

TEAM GAME HIGHS

Rushes	49	at TCU (Oct 29, 2016)
Yards Rushing	196	vs Louisiana Tech (Sep 17, 2016)
Yards Per Rush	5.7	vs Oklahoma (Oct 22, 2016)
TD Rushes	4	vs Stephen F. Austin (Sep 03, 2016)
Pass attempts	88	vs Oklahoma (Oct 22, 2016)
Pass completions	52	vs Oklahoma (Oct 22, 2016)
Yards Passing	734	vs Oklahoma (Oct 22, 2016)
Yards Per Pass	13.1	vs Louisiana Tech (Sep 17, 2016)
TD Passes	8	vs Kansas (Sep 29, 2016)
Total Plays	109	vs Oklahoma (Oct 22, 2016)
Total Offense	854	vs Oklahoma (Oct 22, 2016)
Yards Per Play	8.4	vs Louisiana Tech (Sep 17, 2016)
Points	69	vs Stephen F. Austin (Sep 03, 2016)
Sacks By	5	vs Stephen F. Austin (Sep 03, 2016)
First Downs	42	vs Oklahoma (Oct 22, 2016)
Penalties	12	vs Kansas (Sep 29, 2016)
Penalty Yards	103	vs West Virginia (Oct 15, 2016)
Turnovers	2	at Arizona State (Sep 10, 2016)
		vs Kansas (Sep 29, 2016)
		vs Oklahoma (Oct 22, 2016)
		at TCU (Oct 29, 2016)
		vs Texas (Nov 05, 2016)
Interceptions By	2	vs Stephen F. Austin (Sep 03, 2016)
Punts	5	vs Stephen F. Austin (Sep 03, 2016)
		vs Texas (Nov 05, 2016)
Punting Avg	52.0	at Kansas State (Oct 08, 2016)
Long Punt	59	at Kansas State (Oct 08, 2016)
		vs Texas (Nov 05, 2016)
Punts inside 20	2	vs Stephen F. Austin (Sep 03, 2016)
		vs West Virginia (Oct 15, 2016)
Long Punt Return	33	vs Stephen F. Austin (Sep 03, 2016)

OPPONENT INDIVIDUAL GAME HIGHS

Rushes	33	Foreman, D'Onta, vs Texas (Nov 05, 2016)
Yards Rushing	341	Foreman, D'Onta, vs Texas (Nov 05, 2016)
TD Rushes	7	Ballage, Kalen, at Arizona State (Sep 10, 2016)
Long Rush	75	Ballage, Kalen, at Arizona State (Sep 10, 2016)
Pass attempts	49	Conque, Zach, vs Stephen F. Austin (Sep 03, 2016)
Pass completions	28	Conque, Zach, vs Stephen F. Austin (Sep 03, 2016)
		Wilkins, Manny, at Arizona State (Sep 10, 2016)
Yards Passing	545	Mayfield, Baker, vs Oklahoma (Oct 22, 2016)
TD Passes	7	Mayfield, Baker, vs Oklahoma (Oct 22, 2016)
Long Pass	76	HIGGINS, Ryan, vs Louisiana Tech (Sep 17, 2016)
Receptions	10	Liggins, Justic, vs Stephen F. Austin (Sep 03, 2016)
Yards Receiving	202	Westbrook, Dede, vs Oklahoma (Oct 22, 2016)
TD Receptions	3	Mixon, Joe, vs Oklahoma (Oct 22, 2016)
Long Reception	76	TAYLOR, Trent, vs Louisiana Tech (Sep 17, 2016)
Field Goals	3	McCrane, M., at Kansas State (Oct 08, 2016)
Long Field Goal	43	Ruiz, Storm, vs Stephen F. Austin (Sep 03, 2016)
		Gonzalez, Zane, at Arizona State (Sep 10, 2016)
Punts	10	Moos, Cole, vs Kansas (Sep 29, 2016)
Punting Avg	55.0	Haack, Matt, at Arizona State (Sep 10, 2016)
Long Punt	63	Lewallen, Caleb, vs Stephen F. Austin (Sep 03, 2016)
		Dickson, Michae, vs Texas (Nov 05, 2016)
Punts inside 20	3	Haack, Matt, at Arizona State (Sep 10, 2016)
Long Punt Return	36	Hart, Trae, vs Stephen F. Austin (Sep 03, 2016)
Long Kickoff Return	99	Pringle, Byron, at Kansas State (Oct 08, 2016)
Tackles	14.5	Howard, Travin, at TCU (Oct 29, 2016)
Sacks	2.0	Armstrong, D., vs Kansas (Sep 29, 2016)
		Willis, Jordan, at Kansas State (Oct 08, 2016)
		Boesen, Mat, at TCU (Oct 29, 2016)
Tackles For Loss	3.5	COOPER, S., vs Louisiana Tech (Sep 17, 2016)
Interceptions	2	Hayes, D., at Arizona State (Sep 10, 2016)

OPPONENT TEAM GAME HIGHS

Rushes	53	at Arizona State (Sep 10, 2016)
Yards Rushing	414	vs Texas (Nov 05, 2016)
Yards Per Rush	8.3	vs Texas (Nov 05, 2016)
TD Rushes	7	at Arizona State (Sep 10, 2016)
Pass attempts	55	vs Stephen F. Austin (Sep 03, 2016)
Pass completions	31	vs Stephen F. Austin (Sep 03, 2016)
Yards Passing	545	vs Oklahoma (Oct 22, 2016)
Yards Per Pass	15.1	vs Oklahoma (Oct 22, 2016)
TD Passes	7	vs Oklahoma (Oct 22, 2016)
Total Plays	90	vs Stephen F. Austin (Sep 03, 2016)
		at Arizona State (Sep 10, 2016)
		vs Texas (Nov 05, 2016)
Total Offense	854	vs Oklahoma (Oct 22, 2016)
Yards Per Play	11.2	vs Oklahoma (Oct 22, 2016)
Points	68	at Arizona State (Sep 10, 2016)
Sacks By	4	vs West Virginia (Oct 15, 2016)
		at TCU (Oct 29, 2016)
First Downs	34	at Arizona State (Sep 10, 2016)
Penalties	9	vs West Virginia (Oct 15, 2016)
		vs Texas (Nov 05, 2016)
Penalty Yards	99	vs Texas (Nov 05, 2016)
Turnovers	3	vs Stephen F. Austin (Sep 03, 2016)
Interceptions By	2	at Arizona State (Sep 10, 2016)
Punts	10	vs Kansas (Sep 29, 2016)
Punting Avg	52.0	at Arizona State (Sep 10, 2016)
Long Punt	63	vs Stephen F. Austin (Sep 03, 2016)
		vs Texas (Nov 05, 2016)
Punts inside 20	4	at Arizona State (Sep 10, 2016)
Long Punt Return	36	vs Stephen F. Austin (Sep 03, 2016)



GAME 1 • TEXAS TECH 69, STEPHEN F. AUSTIN 17

LUBBOCK, Texas -- Patrick Mahomes threw for four touchdowns and ran for two more to lead Texas Tech past Stephen F. Austin 69-17 on Saturday.

The Lumberjacks couldn't stop the Red Raiders offense and couldn't get theirs on track for much of the game.

Mahomes, who was pulled midway through the third quarter, completed 30 of 43 passes for 483 yards; he rushed for 57 more.

Six Red Raiders receivers had yardage totals greater than 47 yards and the team had 10 plays of 20 yards or longer.

"This is a potent offense," Lumberjacks coach Clint Conque said. "We obviously realized it was going to be a tough get for us as a football team."

The win gave Texas Tech (1-0) its 16th straight win over FCS opponents, including three against the Lumberjacks (0-1).

Texas Tech coach Kliff Kingsbury wasn't too pleased with the offensive early on.

"I just didn't think offensively we played very technical -- kind of some streetball going on early," he said.

SCORING SUMMARY

QTR	Time	Team	Scoring Play	Drive / Time
1st	12:22	TTU	Batson, C. 13 yd pass from Mahomes, P. (Hatfield, C. kick)	10-75 / 2:38
	06:03	TTU	Coutee, K. 6 yd run (Hatfield, C. kick)	5-45 / 1:12
	01:10	TTU	Mahomes, P. 3 yd run (Hatfield, C. kick)	8-69 / 2:46
2nd	13:12	TTU	Mahomes, P. 7 yd run (Hatfield, C. kick)	6-78 / 1:40
	12:15	TTU	Giles, J. 22 yd pass from Mahomes, P. (Hatfield, C. kick)	1-22 / 0:08
	09:24	SFA	Ruiz, S. 43 yd field goal	11-49 / 2:51
	04:33	TTU	Cantrell, D. 8 yd pass from Mahomes, P. (Hatfield, C. kick)	4-93 / 1:20
	00:17	TTU	Hatfield, C. 31 yd field goal	10-86 / 3:23
3rd	07:50	TTU	Lauderdale, D. 14 yd pass from Mahomes (Hatfield, C. kick)	10-80 / 2:43
	02:42	SFA	Liggins, J. 9 yd pass from Conque, Z. (Ruiz, S. kick)	10-84 / 2:53
	01:08	TTU	Hatfield, C. 43 yd field goal	9-55 / 1:34
4th	12:11	SFA	Pace, T. 38 yd pass from Taylor, H. (Ruiz, S. kick)	5-75 / 1:38
	03:25	TTU	High, J. 9 yd pass from Shimonek, N. (Hatfield, C. kick)	12-70 / 3:31
	01:10	TTU	Dauphine, C. 27 yd run (Hatfield, C. kick)	1-27 / 0:18

RUSHING: Texas Tech - Mahomes, P. 10-57; Felton, Dem. 5-28; Stockton, J. 6-25; Dauphine, Corey 2-25; Coutee, Keke 1-6; Woodward, Caleb 1-2; Shimonek, Nic 3-minus 18. SFA - West, Joshawa 12-51; Amous, Kijana 7-36; Shaw, Jamall 5-5; Whitaker, Jacoby 2-minus 1; Taylor, Hunter 2-minus 5; TEAM 1-minus 9; Conque, Zach 6-minus 19.

PASSING: Texas Tech - Mahomes, P. 30-43-0-483; Shimonek, Nic 18-28-1-150. SFA - Conque, Zach 28-49-2-246; Taylor, Hunter 3-6-0-66.

RECEIVING: Texas Tech - Lauderdale, D. 7-49; High, Ja'Deion 6-54; Knutson, Kash 5-45; Giles, Jonathan 4-89; Stockton, J. 4-66; Batson, Cameron 3-24; White, Quinton 3-16; Davis, Reginald 2-80; Cantrell, Dylan 2-62; Willies, D. 2-47; Sadler, Ian 2-38; Brown, Tony 2-10; Vasher, T.J. 2-9; Shorts, Quan 1-16; Coutee, Keke 1-12; Rittimann, H. 1-9; Felton, Dem. 1-7. SFA - Liggins, Justice 10-80; Piper, Aaron 5-50; Sylvester, Robert 3-10; Pace, Tamrick 2-48; Hart, Trae 2-34; Hill, Kiki 2-20; Jones, Nick 2-19; West, Joshawa 2-9; Amous, Kijana 1-21; Taylor, Will 1-11; Ruffin, DeQuann 1-10.

INTERCEPTIONS: Texas Tech - Ward, Keenon 1-0; Nguema, Thierry 1-0. SFA - Starnes, Zack 1-0

TACKLES (UA-A): Texas Tech - Madison, Tevin 4-2; Jenkins, Malik 3-3; Nelson, Justis 5-0; Pipkins, Ondre 5-0; Ward, Keenon 5-0; Polite-Bray, DJ 4-0; Johnson, Jah. 2-2; Williams, Kris 2-2; Moore, Kevin 3-0; Hinton, D'Vonta 3-0; Brooks, Jordyn 2-1; Stice, Luke 2-1. SFA - Muhammad, Ahmad 4-3; Smith, Trevon 5-0; Walls, Marlon 5-0; Hall, Zach 4-1; Stone, George 3-1; Ghansah, Lawrence 2-2; Kanipes, Zack 2-2; Ward, Alize 3-0; Martin, Patrick 3-0; Starnes, Zack 3-0; Gregory, Alex 3-0; Williams, Germod 3-0; Miller, Price 2-1; Martin, Jack 2-1

TEAM STATISTICS

	SFA	TTU
FIRST DOWNS	24	37
RUSHES-YARDS (NET)	35-58	28-125
PASSING YDS (NET)	312	633
Passes Att-Comp-Int	55-31-2	71-48-1
TOTAL OFFENSE PLAYS-YARDS	90-370	99-758
Fumble Returns-Yards	0-0	0-0
Punt Returns-Yards	1-36	4-75
Kickoff Returns-Yards	7-146	2-42
Interception Returns-Yards	1-0	2-0
Punts (Number-Avg)	8-39.8	5-32.6
Fumbles-Lost	2-1	0-0
Penalties-Yards	3-25	7-42
Possession Time	30:46	29:14
Third-Down Conversions	5 of 17	7 of 15
Fourth-Down Conversions	0 of 2	0 of 1
Red-Zone Scores-Chances	2-3	9-9
Sacks By: Number-Yards	2-18	5-35

GAME 2 • ARIZONA STATE 68, TEXAS TECH 55

TEMPE, Ariz. -- Kalen Ballage tied an NCAA record by scoring eight touchdowns and had 185 all-purpose yards, helping Arizona State outlast Texas Tech 68-55 in a wild game Saturday night.

Two teams known for scoring points in bunches put on an offensive show in the desert, trading big plays and touchdowns on seemingly every snap.

Arizona State (2-0) opened up its playbook in an attempt to keep up with the Red Raiders.

Ballage was the focal point, scoring seven touchdowns on direct-snap runs and another on a 39-yard, double-reverse flea flicker. The junior matches the record set by Illinois' Howard Griffin in 1990.

Texas Tech (1-1) tried to keep up behind Patrick Mahomes, who threw for 540 yards and two touchdowns. The Red Raiders bogged down offensively in the second half, though, and had little defense against the quick-snapping Sun Devils.

Mahomes had two passes intercepted by Gump Hayes, including one that set up Ballage's seventh TD in the fourth quarter.

Ballage followed with a 75-yard run up the middle to match the record on his 13th touch of the game. He also tied the FBS record with four touchdowns in the second quarter.

SCORING SUMMARY

QTR	Time	Team	Scoring Play	Drive / Time
1st	10:13	ASU	Harry, N'Keal 10 yd pass from Wilkins, M. (Gonzalez, Z. kick)	6-43 / 1:44
	07:12	TTU	Mahomes, P. 1 yd run (Hatfield, C. kick)	8-47 / 3:00
	05:33	ASU	TEAM safety	
	01:14	TTU	Willies, D. 59 yd pass from Mahomes, P. (Hatfield, C. kick)	6-98 / 1:46
2nd	13:17	ASU	Ballage, K. 1 yd run (Gonzalez, Z. kick)	7-75 / 2:57
	12:55	TTU	Stockton, J. 75 yd pass from Mahomes, P. (Hatfield, C. kick)	2-75 / 0:22
	11:18	ASU	Ballage, K. 39 yd pass from Wilkins, M. (Gonzalez, Z. kick)	4-85 / 1:24
	08:30	ASU	Ballage, K. 1 yd run (Gonzalez, Z. kick)	5-50 / 1:53
	05:21	TTU	Cantrell, D. 11 yd pass from Mahomes (Hatfield kick failed)	9-75 / 3:09
	02:17	ASU	Ballage, K. 4 yd run (Gonzalez, Z. kick)	9-74 / 2:55
	00:53	TTU	Giles, J. 13 yd pass from Mahomes, P. (Hatfield, C. kick)	9-75 / 1:24
3rd	11:45	TTU	Stockton, J. 1 yd run (Hatfield, C. kick)	9-75 / 3:15
	08:32	ASU	Ballage, K. 2 yd run (Gonzalez, Z. kick)	7-84 / 3:08
	00:43	ASU	Ballage, K. 7 yd run (Gonzalez, Z. kick)	15-80 / 5:00
4th	10:57	ASU	Ballage, K. 1 yd run (Gonzalez, Z. kick)	1-1 / 0:04
	09:23	TTU	Felton, D. 5 yd run (Hatfield, C. kick)	6-75 / 1:34
	09:11	ASU	Ballage, K. 75 yd run (Gonzalez, Z. kick)	1-75 / 0:12
	08:16	TTU	Batson, C. 66 yd pass from Mahomes, P. (Hatfield, C. kick)	4-75 / 0:55
	03:04	ASU	Gonzalez, Z. 43 yd field goal	11-53 / 5:06

RUSHING: Texas Tech - Mahomes, P. 11-44; Stockton, J. 7-20; Felton, Dem. 1-5; White, Quinton 2-4; Team 1-minus 1. Arizona State - Ballage, Kalen 13-137; Richard, Demario 30-109; Wilkins, Manny 10-55.

PASSING: Texas Tech - Mahomes, P. 38-53-2-540. Arizona State - Wilkins, Manny 28-37-0-351.

RECEIVING: Texas Tech - Batson, Cameron 9-148; Giles, Jonathan 9-71; Lauderdale, D. 7-57; Stockton, J. 3-95; Cantrell, Dylan 3-25; White, Quinton 2-34; Willies, D. 1-59; Sadler, Ian 1-22; Davis, Reginald 1-16; Coutee, Keke 1-8; Felton, Dem. 1-5. Arizona State - Harry, N'Keal 6-72; White, Tim 6-40; Harvey, Jalen 4-39; Richard, Demario 3-31; Gammage, Fred 3-31; Kohl, Kody 2-67; Ballage, Kalen 2-48; Smith, Cameron 2-23.

INTERCEPTIONS: Texas Tech - None; Arizona State - Hayes, D. 2-19.

TACKLES (UA-A): Texas Tech - Brooks, Jordyn 10-0; Jenkins, Malik 7-1; Stice, Luke 7-0; Nguema, Thierry 7-0; Nelson, Justis 5-1; Ward, Keenon 5-1; Johnson, Jah. 4-1; Polite-Bray, DJ 4-1; Williams, Kris 4-0; Hill, Kolin 3-1; Stringer, B. 3-0; Madison, Tevin 3-0; Moore, Gary 3-0; Gilmore, L. 3-0.

Arizona State - Orr, Kareem 8-0; Perry, Armand 5-2; Hayes, D. 5-1; Latu, Alani 4-1; Calhoun, DJ 4-1; Wicker, JoJo 4-0; Crump, Koron 3-0; Mendoza, Carlos 1-2;

TEAM STATISTICS

	TTU	ASU
FIRST DOWNS	28	34
RUSHES-YARDS (NET)	22-72	53-301
PASSING YDS (NET)	540	351
Passes Att-Comp-Int	53-38-2	37-28-0
TOTAL OFFENSE PLAYS-YARDS	75-612	90-652
Fumble Returns-Yards	0-0	0-0
Punt Returns-Yards	1-0	2-14
Kickoff Returns-Yards	0-0	8-179
Interception Returns-Yards	0-0	2-19
Punts (Number-Avg)	4-43.0	4-52.0
Fumbles-Lost	1-0	0-0
Penalties-Yards	9-94	6-60
Possession Time	23:46	36:14
Third-Down Conversions	6 of 13	9 of 16
Fourth-Down Conversions	1 of 1	2 of 2
Red-Zone Scores-Chances	5-5	7-7
Sacks By: Number-Yards	0-0	2-9



GAME 3 • TEXAS TECH 59, LOUISIANA TECH 45

LUBBOCK, Texas -- Patrick Mahomes II threw for five touchdowns, three to Jonathan Giles, and ran for another to lead Texas Tech past Louisiana Tech 59-45 on Saturday night.

Giles finished with six catches for 186 yards.

Mahomes threw touchdown passes of 64, 36, 9, 42 and 4. The junior, who came into the game leading the nation in total offense, completed 26 of 36 passes for 470 yards.

Demarcus Felton rushed for 123 yards on 16 carries and had two touchdowns.

The Bulldogs fell behind 35-10 and couldn't quell the Red Raiders up-tempo offense enough to pull off a comeback. They got within 11 points twice.

The Red Raiders (2-1) didn't punt at all on Saturday and scored on six of their first seven possessions.

Jarred Craft had 151 yards on 21 carries and Trent Taylor caught six passes for 166 yards for the Bulldogs (1-2).

Jones AT&T Stadium (57,515)
September 17, 2016

SCORE BY QUARTERS	1	2	3	4	FINAL
Louisiana Tech	3	14	14	14	45
Texas Tech	21	14	7	17	59

SCORING SUMMARY

QTR	Time	Team	Scoring Play	Drive / Time
1st	09:57	TTU	Felton, D. 12 yd run (Hatfield, C. kick),	12-75 / 5:03
	04:06	LATECH	BARNES, J. 20 yd field goal,	13-77 / 5:51
	03:41	TTU	Giles, J. 64 yd pass from Mahomes (Hatfield kick)	2-75 / 0:25
	02:07	TTU	Giles, J. 36 yd pass from Mahomes (Hatfield kick)	3-63 / 0:37
2nd	14:45	LATECH	MCKNIGHT, K. 1 yd run (BARNES, J. kick)	6-71 / 2:22
	12:04	TTU	Cantrell, D. 9 yd pass from Mahomes (Hatfield kick)	9-75 / 2:41
	09:01	TTU	Giles, J. 42 yd pass from Mahomes (Hatfield kick)	5-64 / 1:58
	00:09	LATECH	CRAFT, J. 1 yd run (BARNES, J. kick)	9-78 / 2:09
3rd	10:24	LATECH	MCKNIGHT, K. 1 yd run (BARNES, J. kick)	12-75 / 4:36
	06:17	TTU	Batson, C. 4 yd pass from Mahomes (Hatfield kick)	11-75 / 4:07
	04:40	LATECH	HENDERSON, C. 54 yd pass from HIGGINS (BARNES, J. kick)	4-75 / 1:37
4th	14:21	TTU	Felton, D. 8 yd run (Hatfield, C. kick)	11-75 / 5:19
	07:10	TTU	Hatfield, C. 24 yd field goal	8-53 / 2:48
	06:22	LATECH	TAYLOR, T. 76 yd pass from HIGGINS, R. (BARNES kick)	2-75 / 0:48
	02:33	TTU	Mahomes, P. 2 yd run (Hatfield, C. kick)	8-61 / 3:49
	00:23	LATECH	TAYLOR, T. 37 yd pass from HIGGINS, R. (BARNES, J. kick)	6-75 / 2:10

RUSHING: Louisiana Tech - CRAFT, Jarred 21-151; HIGGINS, Ryan 8-57; BONNETTE, R. 1-29; HENDERSON, C. 1-11; SCOTT, Boston 2-7; MCKNIGHT, K. 3-6. **Texas Tech-** Felton, Dem. 16-123; Mahomes II, Patrick 12-37; Stockton, Justin 11-34; White, Jr., Quinton 2-4; Team 2-minus 2.

PASSING: Louisiana Tech - HIGGINS, Ryan 20-32-0-311. **Texas Tech** - Mahomes II, Patrick 26-36-0-470.

RECEIVING: Louisiana Tech - HENDERSON, C. 9-130; TAYLOR, Trent 7-166; SMITH, Alfred 2-4; SCOTT, Boston 1-9; CRAFT, Jarred 1-2. **Texas Tech** - Giles, Jonathan 6-186; Cantrell, Dylan 6-81; Willies, Derrick 3-38; Stockton, Justin 3-30; Sadler, Ian 2-53; Batson, Cameron 2-25; Lauderdale, Devin 1-27; White, Jr., Quinton 1-12; Coutee, Keke 1-9; Davis III, Reginald 1-9.

INTERCEPTIONS: Louisiana Tech - None. **Texas Tech** - None.

FUMBLES: Louisiana Tech- CRAFT, Jarred 1-0. **Texas Tech-** Mahomes II, Patrick 1-0.

TACKLES (UA-A): Louisiana Tech - COOPER, S. 11-1; FARRIS, Russell 5-3; HARRIS, Jordan 6-1; KING, DaMarion 4-1; WOODS, Xavier 4-0; FERGUSON, J. 3-1; SANTOS, Dalton 2-2; GROGAN, Lloyd 3-0; NOLAND, C. 3-0; YDARRAGA, M. 2-0; DUNN, Roland 2-0; GARNER, K. 2-0; TURNER, I. 1-0; BRADFORD, J. 1-0; LEWIS, Ronald 1-0; SAM, Prince 1-0; TRAVIS, Darrell 1-0; LEWIS, Darryl 0-1; WOODALL, Alex 0-1; SPENCER, Trey 0-1. **Texas Tech** - Johnson, Jah'Shawn 8-0; Brooks, Jordyn 4-3; Hinton, D'Vonta 4-2; Jenkins, Malik 3-2; Coleman, Douglas 3-2; Nguema, Thierry 4-0; Hill, Kolin 3-0; Nelson, Justis 2-1; Ward, Keenon 2-0; Moore, Gary 1-1; Wallace, Joseph 1-1; Williams, Kris 1-1; Pipkins, Ondre 1-1; Fehoko, Breiden 1-0; Allen, Kisean 1-0; Wesley, Antoine 1-0; Hendrix, Payton 1-0; Ward, Da'Leon 0-1; Stice, Luke 0-1.

TEAM STATISTICS

	LATECH	TTU
FIRST DOWNS	27	35
RUSHES-YARDS (NET)	36-261	43-196
PASSING YDS (NET)	311	470
Passes Att-Comp-Int	32-20-0	36-26-0
TOTAL OFFENSE PLAYS-YARDS	68-572	79-666
Fumble Returns-Yards	0-0	0-0
Punt Returns-Yards	0-0	2-10
Kickoff Returns-Yards	4-82	1-18
Interception Returns-Yards	0-0	0-0
Punts (Number-Avg)	3-40.3	0-0.0
Fumbles-Lost	1-0	1-0
Penalties-Yards	8-89	11-95
Possession Time	27:54	32:06
Third-Down Conversions	4 of 10	8 of 10
Fourth-Down Conversions	1 of 2	0 of 0
Red-Zone Scores-Chances	4-4	6-7
Sacks By: Number-Yards	2-20	1-4

GAME 4 • TEXAS TECH 55, KANSAS 19

LUBBOCK, Texas -- Backup quarterback Nic Shimonek threw for four touchdowns and 271 yards to lead Texas Tech past Kansas 55-19 Thursday night in each team's Big 12 opener.

Shimonek came in after starter Patrick Mahomes II, who also threw for four TDs, got injured in the third quarter.

Mahomes, who threw for 277 yards and had one interception, left the game after a 32-yard run that ended with him going down hard on his right shoulder. After being checked briefly on the sideline, he tried to throw one pass before going into the locker room for further evaluation.

Shimonek threw TDs for 4, 37, 31 and 59 yards, while Mahomes' scoring strikes were for 14, 18, 17 and 6.

Jonathan Giles led Texas Tech (3-1) with 12 catches for 219 yards. The defeat for Kansas (1-3) made it 40 straight losses in games away from Lawrence, Kansas. The Red Raiders have scored at least 50 points in nine straight home games.

Jones AT&T Stadium (56,494)
September 29, 2016

SCORE BY QUARTERS	1	2	3	4	FINAL
Kansas	0	9	10	0	19
Texas Tech	14	14	13	14	55

SCORING SUMMARY

QTR	Time	Team	Scoring Play	Drive / Time
1st	13:18	TTU	Giles, J. 14 yd pass from Mahomes (Hatfield kick),	5-75 / 1:42
	09:55	TTU	Batson, C. 18 yd pass from Mahomes (Hatfield kick),	8-73 / 2:30
2nd	14:53	KU	Loneker, K. safety,	
	07:35	TTU	Lauderdale, D. 17 yd pass from Mahomes (Hatfield kick),	7-61 / 2:26
	05:12	KU	Harrell, C. 18 yd pass from Willis, R. (Wyman kick),	7-75 / 2:23
	00:48	TTU	Willies, D. 6 yd pass from Mahomes (Hatfield kick),	11-75 / 4:24
3rd	12:18	KU	Sims, S. 11 yd pass from Cozart, M. (Wyman kick),	7-39 / 2:16
	07:22	KU	Wyman, M. 35 yd field goal	9-20 / 3:11
	04:56	TTU	Cantrell, D. 4 yd pass from Shimonek (Hatfield kick failed)	7-75 / 2:26
	00:00	TTU	Coutee, K. 37 yd pass from Shimonek, N. (Hatfield kick),	9-68 / 4:37
4th	08:41	TTU	Coutee, K. 31 yd pass from Shimonek, N. (Hatfield, kick),	3-86 / 1:31
	04:54	TTU	Giles, J. 59 yd pass from Shimonek, N. (Hatfield kick),	5-84 / 1:40

RUSHING: Kansas-Kinner, Ke'aun 9-45; Herbert, Khalil 7-22; Taylor Martin 4-13; Stanley, Carter 1-3; Loneker, Keith 1-0; Evans, Denzell 1-minus 1; TEAM 1-minus 7; Willis, Ryan 4-minus 29. **Texas Tech-** Felton, Dem. 11-48; Mahomes II, Patrick 8-27; Stockton, Justin 3-7; Shimonek, Nic 1-minus 2; Baughman, Erik 1-minus 7. **PASSING:** Kansas-Willis, Ryan 14-26-0-142; Cozart, Montell 9-20-1-97; Stanley, Carter 2-2-0-11. **Texas Tech-** Mahomes II, Patrick 27-34-1-277; Shimonek, Nic 15-21-0-271.

RECEIVING: Kansas-Sims, Steven 6-59; Johnson, Ben 5-86; Gonzalez, L. 5-51; Booker, J. 3-14; Harrell, Chase 2-24; Barbel, Shakiem 1-9; Hartzog, Bobby 1-5; Kinner, Ke'aun 1-3; Herbert, Khalil 1-minus 1. **Texas Tech-** Giles, Jonathan 12-219; Batson, Cameron 8-88; Cantrell, Dylan 5-70; Lauderdale, Devin 4-24; Coutee, Keke 3-73; Sadler, Ian 3-35; Felton, Dem. 2-13; Stockton, Justin 2-minus 8; Brown, Tony 1-19; White, Jr., Quinton 1-9; Willies, Derrick 1-6.

INTERCEPTIONS: Kansas-Smithson, Fish 1-0. **Texas Tech-** Johnson, Jah'Shawn 1-0.

FUMBLES: Kansas-TEAM 1-1; Willis, Ryan 1-0. **Texas Tech-** Mahomes II, Patrick 1-0; Baughman, Erik 1-0; Batson, Cameron 1-1.

SACKS (UA-A): Kansas-Armstrong, D. 2-0; Rosser, Cameron 1-0. **Texas Tech-** Williams, Kris 3-0; Fehoko, Breiden 1-0.

TACKLES (UA-A): Kansas-Lee, Mike 8-1; Arnick, C. 4-1; Roberts, M. 4-1; Smithson, Fish 3-2; Shaw, Tevin 3-2; Miller, Tyrone 4-0; Mosby, Damani 3-1; Armstrong, D. 3-0; Rosser, Cameron 3-0; Tormeden, Bryce 2-1; Ogletree, M. 2-0; Loneker, Keith 1-1; Bates, Bazie 1-1; Graham, Chevy 1-1; Bean, Isaiah 1-1; Wise, Daniel 1-1; Stewart, B. 1-0; Davis, Deelsaac 1-0; Olobia, Anthony 1-0; Williams, D.J. 1-0; Patrick, Tyler 1-0; Klusman, Logan 0-1; Neal, Derrick 0-1. **Texas Tech-** Smith, Desmon 5-1; Nguema, Thierry 5-0; Allen, Kisean 4-1; Polite-Bray, DJ 4-1; Johnson, Jah'Shawn 4-1; Stringer, Brayden 3-2; Williams, Kris 4-0; Washington, B. 3-0; Moore, Gary 2-1; Nelson, Justis 2-1; Brooks, Jordyn 2-1; Hill, Kolin 1-2; Hinton, D'Vonta 2-0; Fehoko, Breiden 2-0; Moore, Kevin 1-0; Thomas, Mychealon 1-0; Coleman, Douglas 1-0; Reed, Mason 0-1; Stice, Luke 0-1; Pipkins, Ondre 0-1.

TEAM STATISTICS

	KU	TTU
FIRST DOWNS	17	34
RUSHES-YARDS (NET)	28-46	24-73
PASSING YDS (NET)	250	548
Passes Att-Comp-Int	48-25-1	55-42-1
TOTAL OFFENSE PLAYS-YARDS	76-296	79-621
Fumble Returns-Yards	0-0	0-0
Punt Returns-Yards	0-0	3-10
Kickoff Returns-Yards	3-59	0-0
Interception Returns-Yards	1-0	1-0
Punts (Number-Avg)	10-37.7	4-40.0
Fumbles-Lost	2-1	3-1
Penalties-Yards	7-55	12-70
Possession Time	27:12	32:48
Third-Down Conversions	6 of 18	4 of 10
Fourth-Down Conversions	0 of 0	0 of 2
Red-Zone Scores-Chances	3-3	5-5
Sacks By: Number-Yards	3-32	4-28



GAME 5 • KANSAS STATE 44, TEXAS TECH 38

MANHATTAN, Kan. (AP) — Kansas State scored touchdowns on defense and special teams, shut down high-flying Texas Tech in the second half and held on for a 44-38 victory over the Red Raiders on Saturday night.

Jesse Ertz scored on the ground and through the air, Charles Jones ran for 128 yards and another touchdown, and Matt McCrane hit three field goals as the Wildcats (3-2, 1-1 Big 12) beat the Red Raiders (3-2, 1-1) for the fifth time in their last six meetings.

Patrick Mahomes II, despite an ailing shoulder, still threw for 504 yards and two touchdowns while running for three more scores. But the Red Raiders' junior quarterback also threw a pick that was returned for seven and failed to convert three fourth downs in the second half.

The Wildcats' Byron Pringle returned a kickoff 99 yards for a score with 1:31 remaining in the half, giving Kansas State a 31-28 advantage.

Late in the third quarter, a sack gave the Wildcats the ball at the Texas Tech 47 -- and set them up for a touchdown that made it 38-31.

Bill Snyder Family Stadium (51,540)
October 8, 2016

SCORE BY QUARTERS	1	2	3	4	FINAL
Texas Tech	14	14	3	7	38
Kansas State	14	17	0	13	44

SCORING SUMMARY

QTR	Time	Team	Scoring Play	Drive / Time
1st	09:48	TTU	Mahomes II, P. 1 yd run (Hatfield, C. kick),	14-85 / 5:12
	06:28	KS	Zuber, I. 12 yd pass from Ertz, J. (McCrane, M. kick)	7-66 / 3:12
	04:19	KS	Reed, D.J. 35 yd interception return (McCrane, M. kick)	
	02:38	TTU	Coutee, K. 61 yd pass from Mahomes (Hatfield kick)	4-75 / 1:41
2nd	14:09	KS	McCrane, M. 20 yd field goal	9-57 / 3:23
	11:19	TTU	Mahomes II, P. 16 yd run (Hatfield, C. kick)	7-68 / 2:42
	05:43	KS	Ertz, J. 1 yd run (McCrane, M. kick)	10-72 / 5:30
	01:47	TTU	Mahomes II, P. 3 yd run (Hatfield, C. kick)	11-80 / 3:51
	01:31	KS	Pringle, B. 99 yd kickoff return (McCrane, M. kick)	
3rd	05:17	TTU	Hatfield, C. 34 yd field goal	6-45 / 2:18
4th	14:07	KS	Jones, C. 2 yd run (McCrane, M. kick)	8-47 / 2:36
	06:05	KS	McCrane, M. 25 yd field goal	12-71 / 6:28
	01:56	KS	McCrane, M. 42 yd field goal	4-5 / 2:17
	00:05	TTU	Batson, C. 15 yd pass from Mahomes (Hatfield kick)	8-75 / 1:51

RUSHING: Texas Tech-Felton, Dem. 14-66; White, Jr., Quinton 2-8; Mahomes II, Patrick 9-minus 3; Stockton, Justin 3-minus 8. **Kansas State**-Jones, Charles 19-128; Ertz, Jesse 10-83; Warmack, Dalvin 8-21; Dimel, Winston 1-1; TEAM 1-minus 2.

PASSING: Texas Tech-Mahomes II, Patrick 45-62-1-504; Batson, Cameron 1-1-0-25. **Kansas State**-Ertz, Jesse 10-20-0-104.

RECEIVING: Texas Tech-Cantrell, Dylan 11-87; Lauderdale, Devin 7-92; Batson, Cameron 5-50; Coutee, Keke 5-130; Giles, Jonathan 4-49; Davis III, Reginald 4-34; Sadler, Ian 3-26; Stockton, Justin 3-13; Willies, Derrick 2-18; White, Jr., Quinton 1-25; Felton, Dem. 1-5. **Kansas State**-Zuber, Isaiah 3-35; Pringle, Byron 2-26; Heath, D. 2-21; Burton, Deante 2-16; Jones, Charles 1-6.

INTERCEPTIONS: Texas Tech-None. **Kansas State**-Reed, D.J. 1-35.

SACKS (UA-A): Texas Tech-None. **Kansas State**-Willis, Jordan 2-0; Walker, Reggie 1-0.

TACKLES (UA-A): Texas Tech-Allen, Kisean 5-1; Brooks, Jordyn 5-1; Hinton, D'Vonta 5-0; Pipkins, Ondre 5-0; Moore, Gary 4-0; Banks, Paul 4-0; Stice, Luke 3-0; Fehoko, Breiden 3-0; Jenkins, Malik 3-0; Polite-Bray, DJ 2-0; Hill, Kolin 2-0; Johnson, Jah'Shawn 2-0; Williams, Kris 1-0; Washington, B. 1-0; Nelson, Justis 1-0; Nguema, Thierry 1-0. **Kansas State**-Shelley, Duke 9-0; Lee, Elijah 7-1; Adams, Kendall 7-0; Starks, Donnie 7-0; Reed, D.J. 7-0; Moore, C. 6-1; Barnett, Dante 4-0; Willis, Jordan 4-0; Walker, Reggie 3-0; Geary, Will 2-1; Tanking, Trent 2-0; Sullivan, E. 2-0; Wood, Tanner 1-1; Dozier, Cedric 1-0; Barnes, Alex 1-0; Mack, Ryan 1-0; Johnston, Chase 1-0.

TEAM STATISTICS

	TTU	KSU
FIRST DOWNS	33	21
RUSHES-YARDS (NET)	28-63	39-231
PASSING YDS (NET)	529	104
Passes Att-Comp-Int	63-46-1	20-10-0
TOTAL OFFENSE PLAYS-YARDS	91-592	59-335
Fumble Returns-Yards	0-0	0-0
Punt Returns-Yards	2-14	0-0
Kickoff Returns-Yards	5-83	6-181
Interception Returns-Yards	0-0	1-35
Punts (Number-Avg)	2-52.0	3-50.3
Fumbles-Lost	0-0	0-0
Penalties-Yards	9-100	6-50
Possession Time	31:22	28:38
Third-Down Conversions	9 of 16	4 of 11
Fourth-Down Conversions	0 of 3	1 of 1
Red-Zone Scores-Chances	5-6	6-6
Sacks By: Number-Yards	0-0	3-33

GAME 6 • NO. 20 WEST VIRGINIA 48, TEXAS TECH 17

LUBBOCK, Texas (AP) — Skylar Howard ran for two touchdowns and threw for another to lead No. 20 West Virginia past Texas Tech, 48-17, on Saturday to keep the Mountaineers unbeaten and in the hunt for the Big 12 title.

The Mountaineers (5-0, 2-0 Big 12) held Texas Tech (3-3, 1-2) to its lowest offensive output this season, just 379 yards. Patrick Mahomes II threw for 305 yards, his second-lowest passing total of the season, and was replaced in the fourth quarter by Nic Shimonek.

A 14-point turnaround in the second quarter helped the Mountaineers gain momentum. Sean Walters' interception at the West Virginia 11 led to a TD pass from Howard to Justin Crawford at the other end of the field to put the Mountaineers up 17-7.

Howard completed 21 of 31 passes for 318 yards. Rushel Shell, who finished with 104 yards rushing for West Virginia, scored two rushing TDs in the fourth quarter as the Mountaineers pulled away.

Jones AT&T Stadium (54,111)
October 15, 2016

SCORE BY QUARTERS	1	2	3	4	FINAL
West Virginia	10	14	3	21	48
Texas Tech	7	0	3	7	17

SCORING SUMMARY

QTR	Time	Team	Scoring Play	Drive / Time
1st	09:30	WVU	Crawford, J 10 yd run (Molina, M. kick)	9-91 / 2:59
	01:51	TTU	Giles, J. 44 yd pass from Mahomes (Hatfield kick)	9-74 / 4:35
	00:17	WVU	Molina, M. 34 yd field goal	7-58 / 1:34
2nd	07:03	WVU	Crawford, J 5 yd pass from Howard, Skyler (Molina, M. kick)	10-89 / 4:05
	04:22	WVU	Howard, S. 8 yd run (Molina, M. kick)	7-72 / 1:56
3rd	10:04	TTU	Hatfield, C. 42 yd field goal	10-51 / 4:56
	06:04	WVU	Molina, M. 22 yd field goal	11-70 / 4:00
4th	14:51	WVU	Howard, S. 1 yd run (Molina, M. kick)	8-83 / 2:58
	10:24	WVU	Shell, R. 14 yd run (Molina, M. kick)	3-32 / 1:21
	08:13	TTU	Giles, J. 16 yd pass from Shimonek, N. (Hatfield kick)	8-48 / 2:11
	02:16	WVU	Shell, R. 3 yd run (Molina, M. kick)	10-75 / 5:57

RUSHING: West Virginia-Shell, Rushel 21-104; McKoy, Kennedy 4-99; Howard, Skyler 12-89; Crawford, J 7-42; Wellman, Elijah 2-minus 2. **Texas Tech**-Ward, Da'Leon 6-27; Felton, Dem. 5-18; Stockton, Justin 2-5; Nunez, Talar 1-minus 6; Mahomes II, Patrick 13-minus 10.

PASSING: West Virginia-Howard, Skyler 21-31-0-318. **Texas Tech**-Mahomes II, Patrick 28-44-1-305; Shimonek, Nic 4-6-0-40.

RECEIVING: West Virginia-White, Ka'Rawn 7-67; Durante, Jovon 4-83; Gibson, Shelton 4-14; Shorts, Daikiel 3-100; Jennings, Gary 1-47; Crawford, J 1-5; Shell, Rushel 1-2. **Texas Tech**-Giles, Jonathan 8-136; Coutee, Keke 6-61; Stockton, Justin 5-21; Batson, Cameron 5-19; Sadler, Ian 4-93; Lauderdale, Devin 2-14; Felton, Dem. 2-1.

INTERCEPTIONS: West Virginia-Walters, Sean 1-0. **Texas Tech**-None.

FUMBLES: West Virginia-None. **Texas Tech**-Mahomes II, Patrick 1-0.

SACKS (UA-A): West Virginia-Howard, Darrien 1-0; Douglas, Rasul 1-0; Walters, Sean 1-0; Brown, C 1-0. **Texas Tech**-None.

TACKLES (UA-A): West Virginia-White, Kyzir 5-0; Tyler, Jeremy 4-1; Arndt, Justin 3-2; Benton, A 3-2; Long, David 3-2; Harper, Jarrod 4-0; Howard, Darrien 3-1; Walters, Sean 3-0; Douglas, Rasul 3-0; Fleming, M 3-0; Brown, C 3-0; Donahue, Reese 2-0; Nwachukwu, N 2-0; Shuler II, Adam 1-1; Crawford, A. 1-0; Jennings, Gary 1-0; Meadows, Nick 1-0; Gross, Marvin 1-0; Shariff, Khairi 1-0; Christian, H 1-0; Battle, Elijah 0-1; Pegues, Xavier 0-1; Preston, Xavier 0-1. **Texas Tech**-Johnson, Jah'Shawn 8-2; Brooks, Jordyn 6-1; Allen, Kisean 6-0; Hendrix, Payton 4-1; Banks, Paul 4-1; Hinton, D'Vonta 3-0; Nelson, Justis 3-0; Stringer, Brayden 2-1; Moore, Kevin 2-0; Hill, Kolin 2-0; Washington, B. 2-0; Polite-Bray, DJ 1-1; Fehoko, Breiden 0-2; Jenkins, Malik 0-2; Williams, Kris 1-0; Picone, Johnathan 1-0; Thomas, Mychealon 1-0; Barnes, Zach 1-0; Nguema, Thierry 1-0; Parker, Justus 1-0; Moore, Gary 0-1.

TEAM STATISTICS

	WVU	TTU
FIRST DOWNS	28	21
RUSHES-YARDS (NET)	46-332	27-34
PASSING YDS (NET)	318	345
Passes Att-Comp-Int	31-21-0	50-32-1
TOTAL OFFENSE PLAYS-YARDS	77-650	77-379
Fumble Returns-Yards	0-0	0-0
Punt Returns-Yards	2-4	1-19
Kickoff Returns-Yards	1-25	3-73
Interception Returns-Yards	1-0	0-0
Punts (Number-Avg)	1-45.0	4-36.5
Fumbles-Lost	0-0	1-0
Penalties-Yards	9-95	10-103
Possession Time	29:38	30:22
Third-Down Conversions	7 of 13	10 of 19
Fourth-Down Conversions	1 of 1	1 of 3
Red-Zone Scores-Chances	8-8	2-3
Sacks By: Number-Yards	4-47	0-0



GAME 7 • NO. 16 OKLAHOMA 66, TEXAS TECH 59

LUBBOCK, Texas -- Patrick Mahomes II recorded seven total touchdowns and an NCAA record 819 yards of total offense, but dropped a 66-59 battle with No. 16 Oklahoma on Saturday night in the game that broke the NCAA record for combined offensive yards with 1,708 yards.

Mahomes' seven touchdowns (five passing, two rushing) also gave him the NCAA-lead with 35 this season.

OU's Joe Mixon ran for two touchdowns, a 46-yarder and a 42-yarder. He finished with 263 yards rushing and 114 yards receiving. He's the first Sooner ever to reach 200 yards rushing and 100 receiving in the same game. Westbrook caught nine passes for 202 yards.

Mahomes threw for five touchdowns and 734 yards for Texas Tech (3-4, 1-3). His passing yards total tied the NCAA record, matching Connor Halliday when Washington State played California in 2014.

SCORING SUMMARY

QTR	Time	Team	Scoring Play	Drive / Time
1st	13:23	OU	Mixon, J. 56 yd pass from Mayfield (kick failed)	5-75 / 1:37
	11:28	OU	Westbrook, D. 49 yd pass from Mayfield (Seibert kick),	3-62 / 0:44
	07:23	TTU	Ward, D. 4 yd run (Hatfield, C. kick)	12-84 / 4:05
2nd	01:06	TTU	Hatfield, C. 37 yd field goal	10-65 / 2:02
	13:31	OU	Mixon, J. 46 yd run (Seibert, A. kick)	1-41 / 0:42
	09:06	TTU	Mahomes II, P. 11 yd run (Hatfield, C. kick)	14-75 / 4:25
	06:14	OU	Seibert, A. 23 yd field goal	9-69 / 2:52
	00:37	TTU	Giles, J. 23 yd pass from Mahomes II (Hatfield kick)	8-80 / 1:26
	00:17	OU	Basquine, N. 23 yd pass from Mayfield, B. (Seibert kick)	2-75 / 0:20
3rd	11:51	OU	Westbrook, D. 23 yd pass from Mayfield (Seibert, kick)	6-68 / 2:17
	09:33	TTU	Davis III, R. 32 yd pass from Mahomes II (Hatfield kick)	9-75 / 2:18
	07:59	OU	Mixon, J. 43 yd pass from Mayfield, B. (Seibert kick)	5-75 / 1:34
	04:10	TTU	Giles, J. 41 yd pass from Mahomes II (Hatfield kick),	11-75 / 3:49
	01:36	OU	Flowers, D. 34 yd pass from Mayfield, B. (Seibert kick)	6-76 / 2:34
4th	12:57	TTU	Mahomes II, P. 22 yd run (Hatfield, C. kick),	12-75 / 3:39
	09:15	OU	Mixon 15 yd pass from Mayfield (Westbrook pass by Mayfield)	8-75 / 3:42
	07:56	TTU	Coutee, Keke 56 yd pass from Mahomes (Hatfield kick)	5-77 / 1:19
	05:03	OU	Mixon, Joe 42 yd run (Seibert, Austin kick)	7-75 / 2:53
	01:38	TTU	Batson, Cameron 3 yd pass from Mahomes (Hatfield kick)	13-92 / 3:25

RUSHING: Oklahoma-Mixon, Joe 31-263; Adams, Abdul 4-22; Mayfield, Baker 2-19; Westbrook, Dede 1-15; TEAM 2-minus 10. **Texas Tech**-Mahomes II, Patrick 12-85; Ward, Da'Leon 7-31; Stockton, Justin 1-5; Team 1-minus 1.

PASSING: Oklahoma-Mayfield, Baker 27-36-0-545. **Texas Tech**-Mahomes II, Patrick 52-88-1-734.

RECEIVING: Oklahoma-Westbrook, Dede 9-202; Mixon, Joe 4-114; Basquine, Nick 4-77; Lewis, Geno 3-47; Flowers, D. 2-45; Andrews, Mark 2-24; Green, Dahu 1-25; Miller, A.D. 1-7; Jones, Mykel 1-4. **Texas Tech**-Coutee, Keke 10-172; Giles, Jonathan 10-167; Batson, Cameron 9-99; Sadler, Ian 7-75; Davis III, Reginald 5-68; Reed, Mason 3-49; Lauderdale, Devin 3-44; Shorts, Quan 3-27; Brown, Tony 1-19; Ward, Da'Leon 1-14.

INTERCEPTIONS: Oklahoma-Parker, Steven 1-0. **Texas Tech**-None.

FUMBLES: Oklahoma-None. **Texas Tech**-Giles, Jonathan 1-1.

SACKS (UA-A): Oklahoma-Okoronkwo, O. 1-0. **Texas Tech**-None.

TACKLES (UA-A): Oklahoma-Thomas, Ahmad 10-1; Johnson, W. 8-2; Parker, Jordan 7-0; Beal, Emmanuel 6-1; Evans, Jordan 4-3; Okoronkwo, O. 4-0; Thomas, Jordan 3-1; Parker, Steven 3-1; Doucet, Kapri 3-0; Roberts, Austin 2-0; Haughton, K. 2-0; Gallimore, N. 1-0; Wade, Jordan 1-0; Jackson, Mark 0-1; Sylvie, Chance 0-1; Green, Dahu 0-1. **Texas Tech**-Jenkins, Malik 11-3; Brooks, Jordyn 6-1; Allen, Kisean 5-1; Nelson, Justis 5-0; Johnson, Jah'Shawn 4-0; Polite-Bray, DJ 4-0; Barnes, Zach 2-1; Fehoko, Breiden 1-2; Nguema, Thierry 1-2; Pipkins, Ondre 1-2; Banks, Paul 2-0; Hill, Kolin 1-1; Ward, Keenon 1-1; Moore, Gary 1-1; Washington, B. 1-0; Thomas, Mychealon 0-1.

TEAM STATISTICS

	OU	TTU
FIRST DOWNS	33	42
RUSHES-YARDS (NET)	40-309	21-120
PASSING YDS (NET)	545	734
Passes Att-Comp-Int	36-27-0	88-52-1
TOTAL OFFENSE PLAYS-YARDS	76-854	109-854
Fumble Returns-Yards	0-0	0-0
Punt Returns-Yards	0-0	1-8
Kickoff Returns-Yards	1-24	4-66
Interception Returns-Yards	1-0	0-0
Punts (Number-Avg)	2-39.0	2-32.5
Fumbles-Lost	0-0	1-1
Penalties-Yards	6-60	11-92
Possession Time	29:07	30:53
Third-Down Conversions	6 of 10	20 of 25
Fourth-Down Conversions	0 of 1	2 of 2
Red-Zone Scores-Chances	2-3	5-6
Sacks By: Number-Yards	1-2	0-0

GAME 8 • TEXAS TECH 27, TCU 24 (2OT)

FORT WORTH, Texas -- Clayton Hatfield kicked a 37-yard field goal in the second overtime and Texas Tech beat TCU 27-24 in a surprisingly low-scoring game on Saturday.

Patrick Mahomes scrambled 15 yards for a touchdown in the first overtime before TCU tied the game on Desmon White's incredible 25-yard TD catch from backup quarterback Foster Sawyer.

The Horned Frogs (4-4, 2-3 Big 12) had the ball to start the second overtime. But Brandon Hatfield -- not related to the Texas Tech kicker -- shanked a 40-yard field goal attempt, his third miss of the game.

A week after matching an FBS record with 734 yards passing in a 66-59 loss to Oklahoma, Mahomes went 24 of 39 for 206 yards with two touchdowns and an interception as Texas Tech (4-4, 2-3) ended a three-game losing streak.

"It was a pass play called and it wasn't open," Mahomes said of his TD run in overtime. "They were covering up pretty much everything all day. I just opened up and I just ran."

The previous two times the teams met in Fort Worth, they combined for 109 points both times. Tech won 56-53 in triple overtime in 2012, and TCU broke Big 12 and school records in an 82-27 win two years ago. The Frogs won 55-52 in Lubbock last year.

SCORING SUMMARY

QTR	Time	Team	Scoring Play	Drive / Time
1st	04:40	TCU	Green, D. 2 yd run (Hatfield, B. kick),	17-99 / 6:49
2nd	13:23	TTU	Davis III, R. 33 yd pass from Mahomes (Hatfield kick),	12-80 / 4:49
	09:33	TCU	Hatfield, B. 23 yd field goal	11-69 / 3:50
3rd	06:49	TTU	Hatfield, C. 41 yd field goal	10-43 / 2:43
	14:37	TCU	Johnson, T. 1 yd run (Hatfield, B. kick)	4-15 / 1:14
4th	01:28	TTU	Cantrell, D. 8 yd pass from Mahomes (Hatfield kick)	16-80 / 6:44
	15:00	TTU	Mahomes II, P. 15 yd run (Hatfield, c. kick)	4-25 / 0:00
OT	15:00	TCU	White, D. 25 yd pass from Sawyer (Hatfield, B. kick)	2-25 / 0:00
	15:00	TTU	Hatfield, C. 37 yd field goal	4-5 / 0:00

RUSHING: Texas Tech-Ward, Da'Leon 23-98; Mahomes II, Patrick 20-39; Stockton, Justin 4-12; Felton, Demarcus 1-1; Barden, Michael 1-minus 11. **TCU**-Olonilua, Sewo 7-48; Hill, Kenny 6-35; Johnson, T. 11-33; Green, Derrick 8-21; Nunez, Adam 1-18; Hicks, Kyle 4-15; Turpin, K. 1-2; Anderson, D. 1-0.

PASSING: Texas Tech-Mahomes II, Patrick 24-39-1-206; Team 0-1-0-0. **TCU**-Hill, Kenny 16-29-1-160; Sawyer, Foster 6-17-0-86; TEAM 0-1-0-0.

RECEIVING: Texas Tech-Ward, Da'Leon 8-49; Batson, Cameron 4-26; Cantrell, Dylan 3-40; Davis III, Reginald 2-40; Sadler, Ian 2-21; Brown, Tony 2-18; Giles, Jonathan 2-10; Coutee, Keke 1-2. **TCU**-Williams, Taj 4-52; Turpin, K. 4-39; White, Desmon 3-49; Walsh, Daniel 3-29; Gray, Deante 2-21; Stewart, J. 2-15; Hicks, Kyle 1-15; Diarse, John 1-12; Slanina, Ty 1-11; Anderson, D. 1-3.

INTERCEPTIONS: Texas Tech-Coleman, Douglas 1-0. **TCU**-Orr, Nick 1-0.

FUMBLES: Texas Tech-Mahomes II, Patrick 1-1; Ward, Da'Leon 1-0; Barden, Michael 1-0. **TCU**-None.

SACKS (UA-A): Texas Tech-None. **TCU**-Boesen, Mat 2-0; Howard, Travin 1-0; Curry, Aaron 1-0.

TACKLES (UA-A): Texas Tech-Jenkins, Malik 10-4; Brooks, Jordyn 3-7; Coleman, Douglas 4-1; Nelson, Justis 4-1; Williams, Kris 2-5; Allen, Kisean 4-0; Pipkins, Ondre 1-5; Polite-Bray, DJ 3-0; Hill, Kolin 2-1; Moore, Kevin 2-0; Fehoko, Breiden 1-2; Ward, Keenon 1-1; Nguema, Thierry 1-1; Felton, Demarcus 1-0; Ward, Da'Leon 1-0; Thomas, Mychealon 0-2; Johnson, Jah'Shawn 0-2; Barnes, Zach 0-2 Washington, B. 0-2; Stice, Luke 0-1; Wallace, Joseph 0-1. **TCU**-Howard, Travin 10-9; Boesen, Mat 5-5; Douglas, Sammy 5-3; Issahaku, R. 4-3; Johnson, Denzel 2-7; Curry, Aaron 2-6; Galeai, Tipa 2-4; Small, Niko 2-3; Lewis, Julius 3-0; Carraway, Josh 2-2; Orr, Nick 1-4; Bradley, Chris 2-1; Collier, L.J. 1-2; Summers, Ty 1-1; Texada, R. 1-1; Calvin, Cyd 1-0; Broadnax, J. 0-1.

TEAM STATISTICS

	TTU	TCU
FIRST DOWNS	23	25
RUSHES-YARDS (NET)	49-139	39-172
PASSING YDS (NET)	206	246
Passes Att-Comp-Int	40-24-1	47-22-1
TOTAL OFFENSE PLAYS-YARDS	89-345	86-418
Fumble Returns-Yards	0-0	0-0
Punt Returns-Yards	1-15	2-6
Kickoff Returns-Yards	0-0	1-28
Interception Returns-Yards	1-0	1-0
Punts (Number-Avg)	4-43.0	4-36.5
Fumbles-Lost	3-1	0-0
Penalties-Yards	1-5	4-25
Possession Time	32:04	27:56
Third-Down Conversions	10 of 20	5 of 15
Fourth-Down Conversions	1 of 2	1 of 1
Red-Zone Scores-Chances	3-3	3-5
Sacks By: Number-Yards	0-0	4-24



GAME 9 • TEXAS 45, TEXAS TECH 37

LUBBOCK, Texas(AP) -- D'Onta Foreman had career highs with three touchdowns and 341 yards, and Shane Buechele threw for two touchdowns to lead Texas over Texas Tech 45-37 on Saturday.

It was Foreman's 10th straight game with more than 100 yards rushing.

He almost had a fourth rushing touchdown for Texas (5-4, 3-3 Big 12), but had the ball stripped from him near the goal line, which was returned for a Red Raiders touchdown.

Texas Tech (4-5, 2-4) had leads in the first half but played from behind most of the second. They got close on a 9-yard touchdown run by Da'Leon Ward to pull within 45-37 with 10:50 to play.

Patrick Mahomes completed 36-of-59 passes for three touchdowns and 367 yards. Cameron Batson caught two of those TD passes.

Jones AT&T Stadium Stadium (60,803)
November 5, 2016

SCORE BY QUARTERS	1	2	3	4	FINAL
Texas	14	10	14	7	45
Texas Tech	16	7	7	7	37

SCORING SUMMARY

QTR	Time	Team	Scoring Play	Drive / Time
1st	11:37	TTU	Batson, C. 3 yd pass from Mahomes (Hatfield kick)	9-75 / 3:23
	10:43	UT	Foreman, D. 4 yd run (Domingue, T. kick),	4-69 / 0:54
	07:02	TTU	Hatfield, C. 42 yd field goal	9-51 / 3:41
	04:30	UT	Johnson, C. 16 yd pass from Buechele (Domingue Kick)	9-75 / 2:32
	01:23	TTU	Giles, J. 6 yd pass from Mahomes (Hatfield kick blocked)	8-87 / 3:07
2nd	07:50	TTU	Coleman, D. 100 yd fumble recovery (Hatfield, C. kick)	
	03:01	UT	Johnson, C. 9 yd pass from Buechele (Domingue, T. kick)	9-75 / 2:32
	00:26	UT	Domingue, T. 29 yd field goal	11-48 / 1:28
3rd	11:57	UT	Swoopes, T. 4 yd run (Domingue, T. kick)	11-75 / 3:03
	07:33	TTU	Batson, C. 7 yd pass from Mahomes (Hatfield kick)	13-75 / 4:24
	06:15	UT	Foreman, D. 38 yd run (Domingue, T. kick)	5-75 / 1:18
4th	14:49	UT	Foreman, D. 74 yd run (Domingue, T. kick)	3-81 / 0:42
	10:50	TTU	Ward, D. 9 yd run (Hatfield, C. kick)	3-37 / 0:49

RUSHING: Texas-Foreman, D'Onta 33-341; Porter, Kyle 6-51; Swoopes, Tyrone 6-18; Buechele, Shane 4-5; TEAM 1-minus 1. **Texas Tech**-Ward, Da'Leon 22-93; Barden, Michael 1-25; Stockton, Justin 2-14; Team 1-minus 1; Mahomes II, Patrick 15-minus 16.

PASSING: Texas-Buechele, Shane 20-40-0-244. **Texas Tech**-Mahomes II, Patrick 36-59-1-367.

RECEIVING: Texas-Foreman, Armant 6-65; Johnson, Collin 4-47; Oliver, Jake 3-76; Leonard, Dorian 3-12; Duvernay, Devin 2-25; Warrick, Jacore 2-19. **Texas Tech**-Cantrell, Dylan 8-89; Giles, Jonathan 5-55; Coutee, Keke 5-42; Batson, Cameron 5-38; Brown, Tony 5-35; Ward, Da'Leon 4-32; Willies, Derrick 3-63; White, Jr., Quinton 1-13.

INTERCEPTIONS: Texas-Boyd, Kris 1-0. **Texas Tech**-None.

FUMBLES: Texas-Porter, Kyle 1-1; Foreman, D'Onta 1-1. **Texas Tech**-Coutee, Keke 1-0; Davis III, Reginald 1-0; Willies, Derrick 1-1; Mahomes II, Patrick 1-0.

SACKS (UA-A): Texas-Jefferson, Malik 1-1; Cottrell, Bryce 0-1; Christmas, D. 1-0. **Texas Tech**-Williams, Kris 1-0.

TACKLES (UA-A): Texas-Jefferson, Mali 7-1; Boyd, Kris 7-0; Freeman, Edwin 6-1; Bonney, John 5-2; Hill, Holton 5-2; Elliott, DeShon 4-1; Cole, Timothy 4-1; Haines, Dylan 4-0; Hall, Jason 2-4; Davis, Antwan 3-0; Locke III, P.J. 2-2; Boyette Jr., Pa 2-2; McCulloch, Jeff 2-1; Jones, Brandon 2-0; Ford, Poona 1-2; Hager, Breckyn 1-1; Christmas, D. 1-0; Johnson, Collin 1-0; Evans, Sheroid 1-0; Omenihu, Charle 1-0; Covey, Josh 1-0; Vaccaro, Kevin 1-0; Hughes, Naashon 0-1; Cottrell, Bryce 0-1; Roach, Malcolm 0-1; Townsend, Camer 0-1. **Texas Tech**-Johnson, Jah'Shawn 10-1; Jenkins, Malik 5-3; Brooks, Jordyn 4-4; Banks, Paul 4-2; Pipkins, Ondre 4-1; Nelson, Justis 4-1; Coleman, Douglas 4-0; Williams, Kris 3-1; Hill, Kolin 1-3; Stice, Luke 2-0; Ward, Keenon 2-0; Wallace, Joseph 2-0; Allen, Kisean 2-0; Smith, Desmon 1-1; Hatfield, Clayton 0-3; Thomas, Mychealon 1-0; Parker, Justus 1-0; Nguema, Thierry 1-0; Lauderdale, Devin 1-0; Barnes, Zach 1-0; Stringer, Brayden 0-2.

TEAM STATISTICS

	UT	TTU
FIRST DOWNS	29	31
RUSHES-YARDS (NET)	50-414	41-115
PASSING YDS (NET)	244	367
Passes Att-Comp-Int	40-20-0	59-36-1
TOTAL OFFENSE PLAYS-YARDS	90-658	100-482
Fumble Returns-Yards	0-0	2-123
Punt Returns-Yards	1-0	1-22
Kickoff Returns-Yards	2-43	3-48
Interception Returns-Yards	1-0	0-0
Punts (Number-Avg)	5-51.0	5-37.8
Fumbles-Lost	2-2	4-1
Penalties-Yards	9-99	4-14
Possession Time	26:04	33:56
Third-Down Conversions	6 of 15	7 of 19
Fourth-Down Conversions	1 of 2	3 of 5
Red-Zone Scores-Chances	5-6	4-5
Sacks By: Number-Yards	3-38	1-3



THE LAST TIME TEXAS TECH...

OFFENSE (TEAM)

SCORING (All Games)

Scored 50 or more points	59, vs. #16 Oklahoma (2016)
Scored 60 or more points	69, vs. Stephen F. Austin (2016)
Scored 70 or more points	75, vs. Northwestern State (2007)
Scored 80 or more points	80, vs. Sam Houston State (2005)

Was held to 10 or fewer points	6, vs. #2 Oklahoma State (2011)
Was held to 7 or fewer points	6, vs. #2 Oklahoma State (2011)
Was held to 3 or fewer points	3, at #20 TCU (2006)
Was shutout	0, at #2 Nebraska (1997)
Was shutout in back-to-back games	vs. SMU, 0-14, at Rice, 0-14 (1962)
Was held without an offensive touchdown	vs. #2 Oklahoma State (2011)
Was held without a touchdown	at #20 TCU (2006)

Allowed 50 or more points	66, vs. #16 Oklahoma (2016)
Allowed 60 or more points	66, vs. #16 Oklahoma (2016)
Allowed 70 or more points	70, vs. #12 Oklahoma State (2015)
Allowed 80 or more points	82, at #10 TCU (2014)

Shutout opponent	vs. Southeastern Louisiana, 62-0 (2006)
Shutout opponent in back-to-back games	at Texas Wesleyan, 13-0 at New Mexico, 27-0 (1949)
Shutout opponent in a half	at Kansas, 20-0 (2015)
Held opponent without an offensive touchdown	vs. Northwestern State, 44-6 (2012)

SCORING (Home Games)

Scored 50 or more points	59, vs. #16 Oklahoma (2016)
Scored 60 or more points	69, vs. Stephen F. Austin (2016)
Scored 70 or more points	75, vs. Northwestern State (2007)
Scored 80 or more points	80, vs. Sam Houston State (2005)

Was held to 10 or fewer points	6, vs. #2 Oklahoma State (2011)
Was held to 7 or fewer points	6, vs. #2 Oklahoma State (2011)
Was held to 3 or fewer points	3, vs. #1 Nebraska (2000)
Was shutout	0, vs. #20 Arkansas (1987)
Was held without an offensive touchdown	vs. #2 Oklahoma State (2011)
Was held without a touchdown	vs. #1 Nebraska (2000)

Allowed 50 or more points	66, vs. #16 Oklahoma (2016)
Allowed 60 or more points	66, vs. #16 Oklahoma (2016)

Shutout opponent	vs. Southeastern Louisiana, 62-0 (2006)
Held opponent without an offensive touchdown	vs. Northwestern State, 44-6 (2012)
Shutout opponent in a half	vs. #24 TCU (2013)

SCORING (Away Games)

Scored 50 or more points	55, at Arizona State (2016)
Scored 60 or more points	63, at #19 Kansas (2008)
Scored 70 or more points	N/A

Was held to 10 or fewer points	7, at #16 Oklahoma (2010)
Was held to 7 or fewer points	7, at #16 Oklahoma (2010)
Was held to 3 or fewer points	3, at #20 TCU (2006)
Was shutout	0, at #2 Nebraska (1997)
Was held without an offensive touchdown	at #20 TCU (2006)
Was held without a touchdown	at #20 TCU (2006)

Allowed 50 or more points	68, at Arizona State (2016)
Allowed 60 or more points	68, at Arizona State (2016)
Allowed 70 or more points	82, at #10 TCU (2014)

Shutout opponent	at Baylor, 28-0 (2005)
Held opponent without an offensive touchdown	at #20 TCU, 3-12 (2006)
Shutout opponent in a half	at Kansas, 20-0 (2015)

TOTAL OFFENSE

Had 550 or more total yards	854, vs. #16 Oklahoma (2016)
Had 600 or more total yards	854, vs. #16 Oklahoma (2016)
Had 650 or more total yards	854, vs. #16 Oklahoma (2016)
Had 700 or more total yards	854, vs. #16 Oklahoma (2016)
Had 750 or more total yards	854, vs. #16 Oklahoma (2016)

Was held to 300 or fewer total yards	270, vs. #2 Oklahoma State (2011)
Was held to 250 or fewer total yards	144, vs. #4 Texas (2010)
Was held to 200 or fewer total yards	144, vs. #4 Texas (2010)
Was held to 150 or fewer total yards	144, vs. #4 Texas (2010)
Was held to 100 or fewer total yards	90, vs. #8 Miami (Fla.) (1990)

RUSHING ATTEMPTS

Had 40 or more rushing attempts	41, vs. Texas (2016)
Had 45 or more rushing attempts	49, at TCU (2016)
Had 50 or more rushing attempts	51, at Texas (2015)
Had 55 or more rushing attempts	55, at Baylor (1999)
Had 60 or more rushing attempts	61, vs. North Texas (1998)
Had 64 or more rushing attempts	64, vs. #20 Texas A&M (1997)

Was held to 20 or fewer rushing attempts	14, at #22 Kansas State (2014)
Was held to 15 or fewer rushing attempts	14, at #22 Kansas State (2014)
Was held to 10 or fewer rushing attempts	7, at #15 Texas (2007)

RUSHING OFFENSE

Had 200 or more rushing yards	293, at Texas (2015)
Had 250 or more rushing yards	293, at Texas (2015)
Had 300 or more rushing yards	325, vs. New Mexico (2012)
Had 350 or more rushing yards	453, vs. Louisiana-Lafayette (1997)
Had 400 or more rushing yards	453, vs. Louisiana-Lafayette (1997)
Had 450 or more rushing yards	482, vs. Baylor (1996)

Was held to 50 or fewer rushing yards	34, vs. West Virginia (2016)
Was held to 40 or fewer rushing yards	34, vs. West Virginia (2016)
Was held to 30 or fewer rushing yards	29, vs. #22 LSU (2015)
Was held to 20 or fewer rushing yards	-14, vs. #25 Texas (2010)
Was held to 10 or fewer rushing yards	-14, vs. #25 Texas (2010)
Was held to negative rushing yards	-14, vs. #25 Texas (2010)

RUSHING TOUCHDOWNS

Had 4 or more rushing touchdowns	4, vs. Stephen F. Austin (2016)
Had 5 or more rushing touchdowns	5, at Texas (2015)
Was held without a rushing touchdown	vs. West Virginia (2016)
Was held without a rushing TD in back-to-back games	at #24 Oklahoma State/at #22 Kansas State (2014)
Was held without a rushing TD in 3 consecutive games	5 games (2006)

PASSING ATTEMPTS

Had 60 or more passing attempts	88, vs. #16 Oklahoma (2016)
Had 65 or more passing attempts	88, vs. #16 Oklahoma (2016)
Had 70 or more passing attempts	88, vs. #16 Oklahoma (2016)
Had 75 or more passing attempts	88, vs. #16 Oklahoma (2016)

Was held to 35 or fewer passing attempts	31, vs. West Virginia (2016)
Was held to 30 or fewer passing attempts	25, vs. Nebraska (2008)
Was held to 25 or fewer passing attempts	25, vs. Nebraska (2008)
Was held to 20 or fewer passing attempts	17, vs. Oklahoma (1999)
Was held to 15 or fewer passing attempts	14, vs. Iowa State (1999)
Was held to 10 or fewer passing attempts	10, at Texas (1997)



THE LAST TIME TEXAS TECH...

PASSING COMPLETIONS

Had 47 or more passing completions	52, vs. #16 Oklahoma (2016)
Had 48 or more passing completions	52, vs. #16 Oklahoma (2016)
Had 49 or more passing completions	52, vs. #16 Oklahoma (2016)
Had 50 or more passing completions	52, vs. #16 Oklahoma (2016)
Had 51 or more passing completions	52, vs. #16 Oklahoma (2016)
Had 52 or more passing completions	52, vs. #16 Oklahoma (2016)

Was held to 20 or fewer passing completions	17, at UTEP (2014)
Was held to 16 or fewer passing completions	16, vs. #13 Alabama (2005)
Was held to 10 or fewer passing completions	9, vs. Oklahoma (1999)
Was held to 8 or fewer passing completions	8, vs. Iowa State (1999)
Was held to 5 or fewer passing completions	3, at Texas (1997)

PASSING OFFENSE

Had 400 or more passing yards	734, vs. #16 Oklahoma (2016)
Had 450 or more passing yards	734, vs. #16 Oklahoma (2016)
Had 500 or more passing yards	734, vs. #16 Oklahoma (2016)
Had 550 or more passing yards	734, vs. #16 Oklahoma (2016)
Had 600 or more passing yards	734, vs. #16 Oklahoma (2016)
Had 650 or more passing yards	734, vs. #16 Oklahoma (2016)

Was held to 200 or fewer passing yards	199, at West Virginia (2015)
Was held to 150 or fewer passing yards	144, at #16 Oklahoma (2010)
Was held to 100 or fewer passing yards	74, vs. Oklahoma State (1998)
Was held to 50 or fewer passing yards	42, vs. Rice (1989)

PASSING TOUCHDOWNS

Had 5 or more passing touchdowns	5, vs. #16 Oklahoma (2016)
Had 6 or more passing touchdowns	8, vs. Kansas (2016)
Had 7 or more passing touchdowns	8, vs. Kansas (2016)
Had 8 or more passing touchdowns	8, vs. Kansas (2016)

Was held without a passing TD	vs. Texas (2014)
Was held without a passing TD in back-to-back games	vs. Oklahoma/at #24 OSU (1997)
Was held without a passing TD in 3 consecutive games	7 games (1997)

PASSING INTERCEPTIONS

Had 3 or more passing interceptions	4, at #15 Oklahoma (2015)
Had 4 or more passing interceptions	4, at #15 Oklahoma (2015)
Had 5 or more passing interceptions	5, vs. #1 Oklahoma (2003)

Went 3 consecutive games without a passing INT	3 games (2011)
Went 4 consecutive games without a passing INT	5 games (1997)
Went 5 consecutive games without a passing INT	5 games (1997)

FUMBLES ALLOWED

Had 3 or more fumbles	3 (lost 0), vs. #22 LSU (2015)
Had 4 or more fumbles	4 (lost 3), vs. #5 Baylor (2014)
Had 5 or more fumbles	5 (lost 2), at #2 Texas (2009)
Had 6 or more fumbles	6 (lost 3), vs. #16 NC State (2002)
Had 7 or more fumbles	7 (lost 2), at #21 Kansas State (1996)

Went back-to-back games without a fumble	2 games (2008)
--	----------------

TURNOVERS ALLOWED

Had 4 or more turnovers	4, at Texas (2015)
Had 5 or more turnovers	5, vs. Texas A&M (2009)
Had 6 or more turnovers	6, vs. Colorado (2003)

Did not commit a turnover	vs. Louisiana Tech (2016)
Went back-to-back games without a turnover	2 games (2005)

DEFENSE (TEAM)

SCORING DEFENSE

Shutout its opponent	0, vs. Southeastern Louisiana (2006)
Allowed 3 or fewer points	0, vs. Southeastern Louisiana (2006)
Allowed 7 or fewer points	7, vs. Texas State (2013)
Allowed 10 or fewer points	7, vs. Texas State (2013)

Didn't allow an offensive touchdown	vs. Northwestern State (2012)
Didn't allow a touchdown	vs. Northwestern State (2012)

SCORING DEFENSE (Home Games)

Allowed 10 or fewer points	7, vs. Texas State (2013)
Allowed 7 or fewer points	7, vs. Texas State (2013)
Allowed 3 or fewer points	0, vs. Southeastern Louisiana (2006)
Shutout its opponent	vs. Southeastern Louisiana (2006)
Held its opponent without an offensive touchdown	0, vs. Southeastern Louisiana (2006)
Held its opponent without a touchdown	0, vs. Southeastern Louisiana (2006)

Allowed 50 or more points	70, vs. #12 Oklahoma State (2015)
Allowed 60 or more points	70, vs. #12 Oklahoma State (2015)

SCORING DEFENSE (Away Games)

Allowed 10 or fewer points	10, at Texas State (2012)
Allowed 7 or fewer points	7, at Baylor (2007)
Allowed 3 or fewer points	0, at Baylor (2005)
Shutout its opponent	0, at Baylor (2005)
Held its opponent without an offensive touchdown	at SMU (2007)
Held its opponent without a touchdown	at SMU (2007)

Allowed 50 or more points	66, vs. #16 Oklahoma (2016)
Allowed 60 or more points	66, vs. #16 Oklahoma (2016)
Allowed 70 or more points	82, at #10 TCU (2014)

TOTAL DEFENSE

Allowed 300 or fewer total yards	296, vs. Kansas (2016)
Allowed 250 or fewer total yards	240, vs. Texas State (2013)
Allowed 200 or fewer total yards	189, at Iowa State (2012)
Allowed 150 or fewer total yards	127, vs. New Mexico (2012)
Allowed 125 or fewer total yards	84, vs. Northwestern State (2012)
Allowed 100 or fewer total yards	84, vs. Northwestern State (2012)

Allowed 500 or more total yards	658, vs. Texas (2016)
Allowed 550 or more total yards	658, vs. Texas (2016)
Allowed 600 or more total yards	658, vs. Texas (2016)
Allowed 650 or more total yards	658, vs. Texas (2016)
Allowed 700 or more total yards	854, vs. #16 Oklahoma (2016)
Allowed 750 or more total yards	854, vs. #16 Oklahoma (2016)

DEFENSIVE FIRST DOWNS ALLOWED

Allowed 12 or fewer first downs	11, vs. Texas State (2013)
Allowed 10 or fewer first downs	8, vs. New Mexico (2012)
Allowed 9 or fewer first downs	8, vs. New Mexico (2012)
Allowed 7 or fewer first downs	6, vs. Northwestern State (2012)
Allowed 5 or fewer first downs	5, vs. North Texas (1998)

Allowed 30 or more first downs	33, vs. #16 Oklahoma (2016)
Allowed 35 or more first downs	35, at #15 Oklahoma (2015)

TACKLES FOR A LOSS

Recorded 12 or more tackles for a loss	12, vs. Texas State (2013)
Recorded 13 or more tackles for a loss	14, vs. Rice (2009)
Recorded 14 or more tackles for a loss	14, vs. Rice (2009)
Recorded 15 or more tackles for a loss	15, vs. Baylor (2002)

Was held without a tackle for a loss	0.0, vs. Houston (2010)
--------------------------------------	-------------------------



THE LAST TIME TEXAS TECH...

RUSHING DEFENSE

Allowed 70 or fewer rushing yards	46, vs. Kansas (2016)
Allowed 60 or fewer rushing yards	46, vs. Kansas (2016)
Allowed 50 or fewer rushing yards	46, vs. Kansas (2016)
Allowed 40 or fewer rushing yards	13, vs. Northwestern State (2012)
Allowed 30 or fewer rushing yards	13, vs. Northwestern State (2012)
Allowed 20 or fewer rushing yards	13, vs. Northwestern State (2012)
Allowed 10 or fewer rushing yards	9, vs. Fresno State (1998)
Allowed 0 or fewer rushing yards	-12, at #21 Kansas State (1996)
Allowed -10 or fewer rushing yards	-12, at #21 Kansas State (1996)

Allowed 250 or more rushing yards	414, vs. Texas (2016)
Allowed 300 or more rushing yards	414, vs. Texas (2016)
Allowed 350 or more rushing yards	414, vs. Texas (2016)
Allowed 400 or more rushing yards	414, vs. Texas (2016)
Allowed 450 or more rushing yards	469, at Missouri (2003)

DEFENSIVE SACKS

Had 4 or more sacks	4, vs. Kansas (2016)
Had 5 or more sacks	5, vs. Stephen F. Austin (2016)
Had 6 or more sacks	6, vs. Kansas (2009)

Was held without a sack in back-to-back games	4, at Kansas State, vs. West Virginia, vs. Oklahoma, at TCU (2016)
Was held without a sack in 3 consecutive games	4, at Kansas State, vs. West Virginia, vs. Oklahoma, at TCU (2016)
Was held without a sack in 4 consecutive games	4, at Kansas State, vs. West Virginia, vs. Oklahoma, at TCU (2016)

QUARTERBACK HURRIES

Had 5 or more quarterback hurries	7, vs. Kansas (2016)
Had 10 or more quarterback hurries	10, vs. Missouri (2002)
Had 13 or more quarterback hurries	13, at New Mexico (2002)
Had 15 or more quarterback hurries	16, vs. Oklahoma (2001)
Had 18 or more quarterback hurries	18, vs. Oklahoma State (2000)

Was held without a quarterback hurry in 3 consecutive games	3 games (2014)
Was held without a quarterback hurry in 5 consecutive games	5 games (2008)

PASSING DEFENSE

Allowed 100 or fewer passing yards	64, at Texas (2015)
Allowed 75 or fewer passing yards	64, at Texas (2015)
Allowed 60 or fewer passing yards	29, vs. Kansas (2012)
Allowed 50 or fewer passing yards	29, vs. Kansas (2012)
Allowed 45 or fewer passing yards	29, vs. Kansas (2012)
Allowed 40 or fewer passing yards	29, vs. Kansas (2012)
Allowed 30 or fewer passing yards	29, vs. Kansas (2012)
Allowed 25 or fewer passing yards	0, vs. Arkansas (1974)

Allowed 350 or more passing yards	545, vs. #16 Oklahoma (2016)
Allowed 400 or more passing yards	545, vs. #16 Oklahoma (2016)
Allowed 450 or more passing yards	545, vs. #16 Oklahoma (2016)
Allowed 500 or more passing yards	545, vs. #16 Oklahoma (2016)

DEFENSIVE INTERCEPTIONS

Had 3 or more interceptions	3, vs. Iowa State (2015)
Had 4 or more interceptions	5, vs. SMU (2008)
Had 5 or more interceptions	5, vs. SMU (2008)
Had 6 or more interceptions	6, vs. Houston (1993)

Was held without an interception in 4 consecutive games	5 games (2016)
Was held without an interception in 5 consecutive games	5 games (2016)
Was held without an interception in 6 consecutive games	6 games (2011-2012)

PASS BREAKUPS

Had 10 or more pass breakups	10, vs. Texas (2016)
Had 15 or more pass breakups	16, vs. Oklahoma State (2002)

Was held without a pass breakup	0, at #25 Texas (2011)
---------------------------------	------------------------

FORCED TURNOVERS

Forced 3 or more turnovers	3, vs. Stephen F. Austin (2016)
Forced 4 or more turnovers	4, vs. Sam Houston State (2015)
Forced 5 or more turnovers	5, at #19 Kansas (2008)
Forced 6 or more turnovers	7, vs. Nebraska (2004)
Forced 7 or more turnovers	7, vs. Nebraska (2004)

Forced a turnover in back-to-back games	vs. #22 LSU, vs. Stephen F. Austin (2015-16)
Forced a turnover in 10 consecutive games	#5 BU, ISU, at KU, at #15 OU, vs. #12 OSU, at WVU, vs. KSU, at UT, #22 LSU, vs. Stephen F. Austin (2015-16)
Forced at least 2 turnovers in back-to-back games	SHSU, UTEP, at Arkansas (2015)
Forced at least 2 turnovers in 3 consecutive games	Iowa State, at Kansas, at #15 Oklahoma (2015)

Was held without a forced turnover in back-to-back games	vs. Oklahoma, at TCU (2016)
Was held without a forced turnover in 3 consecutive games	4 games (2016)
Was held without a forced turnover in 4 consecutive games	4 games (2016)

FORCED FUMBLES

Forced 4 or more fumbles	4 (lost 3), at Kansas (2013)
Forced 5 or more fumbles	5 (lost 4), vs. Colorado (1999)
Forced 6 or more fumbles	7 (lost 4), vs. #5 Nebraska (1996)
Forced 7 or more fumbles	7 (lost 4), vs. #5 Nebraska (1996)

Was held without a forced fumble in back-to-back games	4 games (2016)
Was held without a forced fumble in 3 or more consecutive games	4 games (2016)
Was held without a forced fumble in 4 or more consecutive games	4 games (2016)
Was held without a forced fumble in 5 or more consecutive games	5 games (2012)
Was held without a forced fumble in 7 or more consecutive games	7 games (2004)

RECOVERED FUMBLES

Recovered 3 or more fumbles	3, at Kansas (2013)
Recovered 4 or more fumbles	4, vs. Texas State (2011)

Was held without a recovered fumble in 3 or more consecutive games	4 games (2016)
Was held without a recovered fumble in 4 or more consecutive games	4 games (2016)
Was held without a recovered fumble in 5 or more consecutive games	9 games (2012-13)
Was held without a recovered fumble in 6 or more consecutive games	9 games (2012-13)
Was held without a recovered fumble in 7 or more consecutive games	9 games (2012-13)
Was held without a recovered fumble in 8 or more consecutive games	9 games (2012-13)
Was held without a recovered fumble in 9 or more consecutive games	9 games (2012-13)

DEFENSIVE MISC.

Returned an interception for a touchdown	at Kansas (2015)
Returned 2 interceptions for touchdowns	vs. Oklahoma State (2000)
Recorded an interception on the opponent's first offensive play	vs. Iowa State (2015)
Returned a fumble for a touchdown	vs. Texas (2016)
Returned a fumble for a TD to win the game with under 1:00	0:48, vs. Fresno State (1998)
Recorded a safety	vs. Stephen F. Austin (2013)



THE LAST TIME TEXAS TECH...

SPECIAL TEAMS (TEAM)

PUNT RETURN

Had 100 or more punt return yards _____ 113, at Nevada (2008)
 Had 150 or more punt return yards _____ 166, at #23 Texas A&M (2002)
 Returned a punt for a touchdown _____ at Nevada (2008) - Eric Morris, 86 yds
 Blocked a punt _____ vs. #12 Oklahoma State (2013) - Kerry Hyder
 Blocked 2 punts _____ at New Mexico (2010) - Aaron Crawford & Jonathan Brydon
 Returned a blocked punt for a touchdown _____ vs. Indiana State (2005) - Brandon Douglas, 2 yds

KICKOFF RETURN

Had 200 or more kick return yards _____ 256 (10 att.), vs. #20 Baylor (2011)
 Returned a kickoff for a touchdown _____ vs. #12 Oklahoma State (2015) - Jakeem Grant, 100 yds
 Returned an opening kickoff for a TD _____ vs. New Mexico (1973) - Lawrence Williams, 95 yds
 Returned a kickoff for a TD in season opener _____ vs. Sam Houston State (2015) - Jakeem Grant, 94 yds

PUNTING

Had a punt blocked _____ vs. #12 Oklahoma State (2013)
 Had a punt blocked and returned for a TD _____ at #24 Oklahoma State (2012) - 30 yds

 Did not punt _____ vs. Louisiana Tech (2016)
 Had 10 or more punts _____ 14, vs. #13 Kansas State (1997)
 Forced 10 or more punts _____ 11, vs. Iowa State (2013)

 Faked a punt and scored a touchdown _____ at Texas (2013) - P Ryan Erxleben (51-yd run)

FIELD GOALS & PAT

Blocked a PAT attempt _____ at Kansas (2011) - Terrance Bullitt
 Blocked a field goal attempt _____ at TCU (2016), Kris Williams, 39 yards
 Returned a blocked field goal for a TD _____ vs. Oklahoma State (2000) - Aaron Hunt/Lawrence Flugence - 79 Yds

 Had a PAT blocked _____ at Kansas (2015)
 Missed a PAT attempt _____ at Arizona State - Wide right (2016)
 Had a field goal blocked _____ vs. Minnesota (2012)
 Had a field goal blocked and returned for a TD _____ vs. #23 Texas A&M (2011) - Dustin Harris/Terrance Frederick - 65 Yds

MISCELLANEOUS

Recovered an on-sides kick _____ at Kansas State (2016) - Devin Lauderdale

MISCELLANEOUS (TEAM)

vs. NATIONALLY-RANKED OPPONENTS

Defeated a ranked opponent _____ vs. #14 Arizona State (2013)
 Defeated a ranked opponent at home _____ vs. #24 TCU (2013)
 Defeated a ranked opponent on the road _____ at #21 TCU (2012)
 Defeated a ranked opponent at a neutral site _____ vs. #14 Arizona State (2013)
 Defeated a ranked opponent in back-to-back games _____ 2 games (2012)
 Defeated a ranked opponent in 3 consecutive games _____ 3 games (2008)

 Lost to a ranked opponent _____ vs. #16 Oklahoma (2016)
 Lost to a ranked opponent at home _____ vs. #16 Oklahoma (2016)
 Lost to a ranked opponent on the road _____ at #15 Oklahoma (2015)
 Lost to a ranked opponent at a neutral site _____ vs. #22 LSU (2015)
 Lost to an unranked opponent at home _____ vs. Texas (2014)
 Lost to an unranked team on the road _____ at Kansas State (2016)

 Shutout a ranked opponent _____ vs. #18 SMU (1980)
 Shutout a ranked opponent at home _____ vs. #18 SMU (1980)
 Shutout a ranked opponent on the road _____ Never Happened

 Played to a tie _____ 39-39, vs. TCU (1981)
 Played to a 0-0 tie _____ 0-0, vs. Hardin-Simmons (1942)
 Played in an overtime game _____ vs. Kansas (2012) - W, 41-34 (20T)
 Played in an overtime game vs. ranked opponent _____ at #21 TCU (2012) - W, 56-53 (30T)
 Lost a game and didn't commit a turnover _____ #3 TCU (2015)

MARGIN OF VICTORY/DEFEAT

Won by 40 or more points _____ 52, Texas Tech 69, Stephen F. Austin 17 (2016)
 Won by 50 or more points _____ 52, Texas Tech 69, Stephen F. Austin 17 (2016)
 Won by 60 or more points _____ 68 points, Texas Tech 75, Northwestern State 7 (2007)

 Lost by 30 or more points _____ 31, vs. West Virginia (2016)
 Lost by 40 or more points _____ 55, #10 TCU 82, Texas Tech 27 (2014)
 Lost by 50 or more points _____ 55, #10 TCU 82, Texas Tech 27 (2014)
 Lost by 60 or more points _____ 60, #2 Oklahoma State 66, Texas Tech 6 (2011)

TOTAL PLAYS

Had 90 or more total plays _____ 100, vs. Texas (2016)
 Had 100 or more total plays _____ 100, vs. Texas (2016)
 Had 110 or more total plays _____ 111, vs. Iowa State (2003)

 Was held to 65 or fewer total plays _____ 58, at Arkansas (2015)
 Was held to 60 or fewer total plays _____ 58, at Arkansas (2015)
 Was held to 50 or fewer total plays _____ 48, vs. Nebraska (2008)

FIRST DOWNS

Had 35 or more first downs _____ 42, vs. #16 Oklahoma (2016)
 Had 40 or more first downs _____ 42, vs. #16 Oklahoma (2016)
 Had 45 or more first downs _____ 45, vs. Iowa State (2003)

 Was held to 20 or fewer first downs _____ 18, vs. Texas (2014)
 Was held to 15 or fewer first downs _____ 15, vs. Iowa State (2011)
 Was held to 10 or fewer first downs _____ 10, at #4 Oklahoma (2002)
 Was held to 9 or fewer first downs _____ 9, vs. Oklahoma (2001)
 Was held to 8 or fewer first downs _____ 6, vs. #13 Kansas State (1997)

TIME OF POSSESSION

Had 35:00 or more time of possession _____ 36:04, vs. Northwestern State (2012)
 Had 36:00 or more time of possession _____ 36:04, vs. Northwestern State (2012)
 Had 37:00 or more time of possession _____ 39:41, vs. #14 Missouri (2010)
 Had 38:00 or more time of possession _____ 39:41, vs. #14 Missouri (2010)
 Had 39:00 or more time of possession _____ 39:41, vs. #14 Missouri (2010)

 Was held to 23:00 or fewer time of possession _____ 19:45, vs. UTEP (2015)
 Was held to 22:00 or fewer time of possession _____ 19:45, vs. UTEP (2015)
 Was held to 21:00 or fewer time of possession _____ 19:45, vs. UTEP (2015)
 Was held to 21:00 or fewer time of possession _____ 19:45, vs. UTEP (2015)
 Was held to 20:00 or fewer time of possession _____ 19:45, vs. UTEP (2015)
 Was held to 19:00 or fewer time of possession _____ 19:00, vs. Iowa State (2011)

PENALTIES

Had 10 or more penalties _____ 11, vs. #16 Oklahoma (2016)
 Had 15 or more penalties _____ 17, vs. #5 Baylor (2015)
 Had 16 or more penalties _____ 17, vs. #5 Baylor (2015)
 Had 17 or more penalties _____ 17, vs. #5 Baylor (2015)

 Had 5 or fewer penalties _____ 4, vs. Texas (2016)
 Had 4 or fewer penalties _____ 4, vs. Texas (2016)
 Had 3 or fewer penalties _____ 1, at TCU (2016)
 Had 2 or fewer penalties _____ 1, at TCU (2016)
 Had 1 or fewer penalties _____ 1, at TCU (2016)

PENALTY YARDS

Had 100 or more penalty yards _____ 103, vs. West Virginia (2016)
 Had 125 or more penalty yards _____ 142, vs. #5 Baylor (2015)
 Had 150 or more penalty yards _____ 158, at #24 Oklahoma State (2014)
 Had 175 or more penalty yards _____ 183, at Rice (2007)

 Had 40 or fewer penalty yards _____ 14, vs. Texas (2016)
 Had 30 or fewer penalty yards _____ 14, vs. Texas (2016)
 Had 20 or fewer penalty yards _____ 14, vs. Texas (2016)

TWO-POINT CONVERSIONS

Scored an offensive two-point conversion _____ vs. #12 Oklahoma State (2015) - Mahomes pass to Giles
 Blocked a PAT & returned for a 2-point score _____ vs. #15 Oklahoma (1992) - Ben Kirkpatrick - 84 yds
 Won by going for 2-pt conversion _____ vs. Texas (1988) - Tolliver-to-Price with 2:36 left in the game



THE LAST TIME TEXAS TECH...

OFFENSE - BY QUARTER/HALF (TEAM)

1st Quarter

Was held to 0 or fewer rushing yards	-15, vs. #22 LSU (2015)
Was held to 30 or fewer passing yards	23, vs. Minnesota (2012)
Was held to 75 or fewer total yards	60, vs. Minnesota (2012)
Had 75 or more rushing yards	108, vs. Kansas State (2015)
Had 175 or more passing yards	178, vs. Texas (2016)
Had 250 or more total yards	298, vs. Kansas State (2015)

2nd Quarter

Was held to 0 or fewer rushing yards	0, at Arkansas (2015)
Was held to 60 or fewer passing yards	14, vs. Texas (2016)
Was held to 90 or fewer total yards	21, vs. Texas (2016)
Had 90 or more rushing yards	111, at Texas (2015)
Had 175 or more passing yards	184, vs. #16 Oklahoma (2016)
Had 260 or more total yards	295, vs. Stephen F. Austin (2016)

FIRST HALF

Was held to 5 or fewer rushing yards	5, vs. TCU (2013)
Was held to 110 or fewer passing yards	102, at Iowa State (2014)
Was held to 200 or fewer total yards	184, at TCU (2016)
Had 150 or more rushing yards	151, vs. Kansas State (2015)
Had 350 or more passing yards	375, vs. #16 Oklahoma (2016)
Had 400 or more total yards	420, vs. #16 Oklahoma (2016)
Had 500 or more total yards	523, Stephen F. Austin (2013)

3rd Quarter

Was held to 0 or fewer rushing yards	-8, vs. #22 LSU (2015)
Was held to 10 or fewer passing yards	10, at TCU (2012)
Was held to 0 or fewer total yards	-1, at TCU (2012)
Had 70 or more rushing yards	77, vs. Louisiana Tech (2016)
Had 175 or more passing yards	200, vs. #16 Oklahoma (2016)
Had 200 or more total yards	223, vs. #16 Oklahoma (2016)

4th Quarter

Was held to 0 or fewer rushing yards	-10, at Kansas State (2016)
Was held to 10 or fewer passing yards	4, at #10 TCU (2014)
Was held to 20 or fewer total yards	16, at #10 TCU (2014)
Had 100 or more rushing yards	100, at Texas (2015)
Had 200 or more passing yards	202, vs. #5 Baylor (2014)
Had 225 or more total yards	246, vs. #12 Oklahoma State (2015)

SECOND HALF

Was held to 0 or fewer rushing yards	-4, at SMU (2013)
Was held to 90 or fewer passing yards	58, at TCU (2016)
Was held to 125 or fewer total yards	112, at #10 TCU (2014)
Had 175 or more rushing yards	359, vs. #16 Oklahoma (2016)
Had 275 or more passing yards	440, vs. #16 Oklahoma (2016)
Had 350 or more total yards	368, at Texas (2015)

OFFENSE (INDIVIDUAL)

RUSHING

Rushed for 100 or more yards	Demarcus Felton, 123 yards, vs. Louisiana Tech (2016)
Rushed for 150 or more yards	DeAndre Washington, 173 yards, at Texas (2015)
Rushed for 200 or more yards	DeAndre Washington, 248 yards, vs. Kansas State (2015)
Quarterback rushed for 100 or more yards	Rodney Allison, 106 yards, vs. #18 Baylor (1976)

Had 2 100-yard rushers ___ Eric Stephens - 118 yards, Kenny Williams - 105 yards, vs. New Mexico (2012)

Had a run of 50 or more yards	DeAndre Washington, 80 yards, vs. Kansas State (2015)
Had a run of 60 or more yards	DeAndre Washington, 80 yards, vs. Kansas State (2015)
Had a run of 70 or more yards	DeAndre Washington, 80 yards, vs. Kansas State (2015)
Had a run of 80 or more yards	DeAndre Washington, 80 yards, vs. Kansas State (2015)
Had a run of 90 or more yards	Donny Anderson, 90 yards, at TCU (1964)

Made 30 or more attempts	Sammy Morris, 33, vs. Texas A&M (1999)
Made 40 or more attempts	Ricky Williams, 42, vs. Fresno State (1998)

Rushed for 3 or more touchdowns	Patrick Mahomes II, 3, at Kansas State (2016)
Rushed for 4 or more touchdowns	DeAndre Washington, 4, vs. #3 TCU (2015)
Rushed for 5 or more touchdowns	James Gray, 5, vs. Rice (1989)
Had 2 players rush for 2 touchdowns	Patrick Mahomes II (2) & Davis Webb (2), vs. UTEP (2015)

Had 2 or more fumbles (QB or RB)	Baker Mayfield, 3 (lost 1), vs. #4 Baylor (2013)
Had 3 or more fumbles (QB or RB)	Baker Mayfield, 3 (lost 1), vs. #4 Baylor (2013)

PASSING

Had 60 or more passing attempts	Patrick Mahomes II, 88, vs. #16 Oklahoma (2016)
Had 65 or more passing attempts	Patrick Mahomes II, 88, vs. #16 Oklahoma (2016)
Had 70 or more passing attempts	Patrick Mahomes II, 88, vs. #16 Oklahoma (2016)
Had 72 or more passing attempts	Patrick Mahomes II, 88, vs. #16 Oklahoma (2016)

Had 40 or more completions	Patrick Mahomes II, 52, vs. #16 Oklahoma (2016)
Had 45 or more completions	Patrick Mahomes II, 52, vs. #16 Oklahoma (2016)
Had 46 or more completions	Patrick Mahomes II, 52, vs. #16 Oklahoma (2016)
Had 47 or more completions	Patrick Mahomes II, 52, vs. #16 Oklahoma (2016)
Had 48 or more completions	Patrick Mahomes II, 52, vs. #16 Oklahoma (2016)
Had 49 or more completions	Patrick Mahomes II, 52, vs. #16 Oklahoma (2016)

Completed 15 or more consecutive passes	Seth Doege, 15, at New Mexico (2011)
Completed a pass to 14 or more different receivers	Patrick Mahomes II, 17, vs. Stephen F. Austin (2016)
Completed a pass to 17 or more different receivers	Patrick Mahomes II, 17, vs. Stephen F. Austin (2016)

Completed a pass of 50 or more yards	Patrick Mahomes II, 56 yards, vs. #16 Oklahoma (2016)
Completed a pass of 60 or more yards	Patrick Mahomes II, 61, at Kansas State (2016)
Completed a pass of 70 or more yards	Patrick Mahomes, 75, at Arizona State (2016)
Completed a pass of 80 or more yards	Patrick Mahomes, 90, vs. #12 Oklahoma State (2015)
Completed a pass of 90 or more yards	Patrick Mahomes, 90, vs. #12 Oklahoma State (2015)

Passed for 350 or more yards	Patrick Mahomes II, 367, vs. Texas (2016)
Passed for 400 or more yards	Patrick Mahomes II, 734, vs. #16 Oklahoma (2016)
Passed for 450 or more yards	Patrick Mahomes II, 734, vs. #16 Oklahoma (2016)
Passed for 500 or more yards	Patrick Mahomes II, 734, vs. #16 Oklahoma (2016)
Passed for 550 or more yards	Patrick Mahomes II, 734, vs. #16 Oklahoma (2016)
Passed for 600 or more yards	Patrick Mahomes II, 734, vs. #16 Oklahoma (2016)

Had 2 QBs pass for 200 or more yards	Patrick Mahomes (277) & Nic Shimonek (271), vs. Kansas (2016)
Had 2 QBs throw 4 TDs	Patrick Mahomes & Nic Shimonek, 4, vs. Kansas (2016)

Non-QB threw for a touchdown pass ___ WR Jakeem Grant, at Arkansas - 72 yds to Reginald Davis (2015)

Passed for 4 or more touchdowns	Patrick Mahomes, 5, vs. #16 Oklahoma (2016)
Passed for 5 or more touchdowns	Patrick Mahomes, 5, vs. #16 Oklahoma (2016)
Passed for 6 or more touchdowns	Patrick Mahomes, 6, vs. #5 Baylor (2014)
Passed for 7 or more touchdowns	Seth Doege, 7, at #21 TCU (2012)
Passed for 8 or more touchdowns	B.J. Symons, 8, vs. Texas A&M (2003)

Threw 3 or more interceptions	Patrick Mahomes II, 4, at #15 Oklahoma (2015)
Threw 4 or more interceptions	Patrick Mahomes II, 4, at #15 Oklahoma (2015)
Threw 5 or more interceptions	B.J. Symons, 5, vs. #1 Oklahoma (2003)



THE LAST TIME TEXAS TECH...

RECEIVING

Caught 10 or more passes _____ Keke Coutee, Jonathan Giles, 10, vs. #16 Oklahoma (2016)
 Caught 11 or more passes _____ Jonathan Giles, 12, vs. Kansas (2016)
 Caught 12 or more passes _____ Jonathan Giles, 12, vs. Kansas (2016)
 Caught 13 or more passes _____ Jakeem Grant, 13, vs. #12 Oklahoma State (2015)
 Caught 14 or more passes _____ Jace Amaro, 15, vs. #12 Oklahoma State (2013)
 Caught 15 or more passes _____ Jace Amaro, 15, vs. #12 Oklahoma State (2013)
 Caught 16 or more passes _____ Eric Ward, 16, vs. #20 Baylor (2011)

Had 100 or more receiving yards _____ Jonathan Giles(167) & Keke Coutee(172) vs. #16 Oklahoma (2016)
 Had 150 or more receiving yards _____ Jonathan Giles(167) & Keke Coutee(172) vs. #16 Oklahoma (2016)
 Had 175 or more receiving yards _____ Jonathan Giles, 219 yards, vs. Kansas (2016)
 Had 200 or more receiving yards _____ Jonathan Giles, 219 yards, vs. Kansas (2016)
 Had 225 or more receiving yards _____ Michael Crabtree, 237, at Oklahoma State (2007)
 Had 250 or more receiving yards _____ Joel Filani, 255, vs. Kansas State (2005)

Had a reception of 50 or more yards _____ Keke Coutee, 56 yards, vs. #16 Oklahoma (2016)
 Had a reception of 60 or more yards _____ Keke Coutee, 61 yards, at Kansas State (2016)
 Had a reception of 70 or more yards _____ Justin Stockton, 75 yards, at Arizona State (2016)
 Had a reception of 80 or more yards _____ Jakeem Grant, 90 yards, vs. #12 Oklahoma State (2015)
 Had a reception of 90 or more yards _____ Jakeem Grant, 90 yards, vs. #12 Oklahoma State (2015)

Had 3 or more receiving touchdowns _____ Jonathan Giles, 3, vs. Louisiana Tech (2016)
 Had 4 or more receiving touchdowns _____ Derek Dorris, 4, at Kansas (2000)

Had 2 or more fumbles (WR or TE) _____ Jace Amaro, 2 (lost 1), vs. #12 Oklahoma State (2013)

Had 2 or more 100-yard receivers _____ Jonathan Giles(167) & Keke Coutee(172) vs. #16 Oklahoma (2016)
 Had 3 or more 100-yd REC _____ 3, Grant (155), Marquez (130), Washington (107), vs. #5 Baylor (2014)
 Had 4 or more 100-yd REC _____ 4, J. Filani (255), T. Henderson (118), R. Johnson (107), Jarrett Hicks (105), vs. K-State (2005)

Had 2 or more 200-yd REC _____ 2, Michael Crabtree (237), Danny Amendola (233), at Oklahoma State (2007)
 Had 6 different WR with a TD catch _____ Giles (2), Coutee (2), Batson, Lauderdale, Willies, Cantrell, vs. Kansas (2016)

ALL-PURPOSE

Scored 4 or more touchdowns _____ DeAndre Washington, 4 RUSH, vs. #3 TCU (2015)
 Scored 5 or more touchdowns _____ Taurean Henderson, 3 RUSH, 2 REC, vs. Kansas State (2005)

Had 200 or more all-purpose yards _____ Jonathan Giles, 219, vs. Kansas (2016)
 Had 225 or more all-purpose yards _____ DeAndre Washington, 284, vs. Kansas State (2015)
 Had 250 or more all-purpose yards _____ DeAndre Washington, 284, vs. Kansas State (2015)
 Had 275 or more all-purpose yards _____ DeAndre Washington, 284, vs. Kansas State (2015)
 Had 300 or more all-purpose yards _____ Jakeem Grant, 323, vs. #12 Oklahoma State (2015)
 Had 325 or more all-purpose yards _____ Wes Welker, 327, at #23 Texas A&M (2002)

Had two players with 200+ all-purpose yards _____ D. Washington (219) & J. Grant (204) vs. #3 TCU (2015)

DEFENSE (INDIVIDUAL)

INTERCEPTIONS

Had 2 or more interceptions _____ J.J. Gaines, 2, vs. Iowa State (2015)
 Had 3 or more interceptions _____ Darcel McBath, 3, at #19 Kansas (2008)
 Defensive Lineman had an interception _____ Breiden Fehoko, 1, at West Virginia (2015)

TACKLES

Had 15 or more tackles _____ Micah Awe, 17, vs. #22 LSU (2015)
 Had 16 or more tackles _____ Micah Awe, 17, vs. #22 LSU (2015)
 Had 17 or more tackles _____ Micah Awe, 17, vs. #22 LSU (2015)
 Had 18 or more tackles _____ Will Smith, 18, at Texas (2013)
 Had 20 or more tackles _____ Lawrence Flugence, 23, at #12 Ohio State (2002)

SACKS

Had 2 or more sacks _____ Kris Williams, 3, vs. Kansas (2016)
 Had 3 or more sacks _____ Kris Williams, 3, vs. Kansas (2016)
 Had 4 or more sacks _____ Brandon Sharpe, 4, at #15 Nebraska (2009)

TACKLES FOR A LOSS

Had 3 or more tackles for a loss _____ Kris Williams, 3, vs. Kansas (2016)
 Had 4 or more tackles for a loss _____ Will Smith, 4, at Texas (2013)
 Had 5 or more tackles for a loss _____ Dorian Pitts, 5, vs. Oklahoma State (2000)

QUARTERBACK HURRIES

Had 2 or more quarterback hurries _____ D'Vonta Hinton, 2, at West Virginia (2015)
 Had 3 or more quarterback hurries _____ Rajon Henley (4) & Brandon Sharpe (4), vs. Michigan State (2009)
 Had 4 or more quarterback hurries _____ Rajon Henley (4) & Brandon Sharpe (4), vs. Michigan State (2009)
 Had 5 or more quarterback hurries _____ Aaron Hunt, 5, vs. Missouri (2002)

PASS BREAKUPS

Had 4 or more pass breakups _____ Justis Nelson, 5, at #10 TCU (2014)
 Had 5 or more pass breakups _____ Justis Nelson, 5, at #10 TCU (2014)
 Had 6 or more pass breakups _____ Joselio Hanson, 8, vs. Oklahoma State (2002)
 Had 7 or more pass breakups _____ Joselio Hanson, 8, vs. Oklahoma State (2002)
 Had 8 or more pass breakups _____ Joselio Hanson, 8, vs. Oklahoma State (2002)

FORCED FUMBLES

Had 2 or more forced fumbles _____ D.J. Johnson, 2, vs. #20 Baylor (2011)

FUMBLE RECOVERIES

Had 2 or more fumble recoveries _____ Sylvester Brinkley, 2, vs. Kansas State (2005)

SAFETY

Recorded a safety (individual tackle) _____ Colby Whitlock (tackled RB), vs. #1 Texas (2008)

MISCELLANEOUS

Returned an INT for a touchdown _____ Jah'Shawn Johnson, 27 yards, at Kansas (2015)
 Returned a fumble for a touchdown _____ Douglas Coleman (100 yds), vs. Texas (2016)

SPECIAL TEAMS (INDIVIDUAL)

PUNT RETURN

Had 100 or more punt return yards _____ Eric Morris, 105, at Nevada (2008)
 Had 125 or more punt return yards _____ Danny Amendola, 133, vs. Southeastern Louisiana (2006)
 Had 150 or more punt return yards _____ Wes Welker, 166, at #23 Texas A&M (2002)
 Had a punt return for a touchdown _____ Eric Morris (86 yds), at Nevada (2008)
 Blocked a punt _____ Kerry Hyder, vs. #12 Oklahoma State (2013)
 Returned a blocked punt for a touchdown _____ Brandon Douglas (2 yds), vs. Indiana State (2005)

KICKOFF RETURN

Had 175 or more kick return yards _____ Ben McRoy, 203, vs. Nevada (2011)
 Had 200 or more kick return yards _____ Ben McRoy, 203, vs. Nevada (2011)
 Had a kick return for a touchdown _____ Jakeem Grant (100 yds), vs. #12 Oklahoma State (2015)
 Returned an opening kickoff for a TD _____ Lawrence Williams (95 yds), vs. New Mexico (1973)
 Returned a kickoff for a TD in season opener _____ Jakeem Grant (94 yds), vs. Sam Houston State (2015)

PUNTING

Made 9 or more punts _____ Ryan Erxleben, 9, vs. Iowa State (2011)
 Averaged 50 or more yards (min. 5 att.) _____ Taylor Symmank, 50.1 (8 att.), vs. #22 LSU (2015)
 Had 4 or more 50-yard punts _____ Ryan Erxleben, 4, at Missouri (2011)
 Had a 60-yard punt or longer _____ Michael Barden, 62, vs. Kansas State (2015)
 Had a 70-yard punt or longer _____ Robert King, 77, vs. #14 Texas A&M (1993)
 Had 5 or more punts land inside the 20 _____ Ryan Erxleben, 5, vs. Kansas (2009)
 Faked a punt and scored a touchdown _____ P Ryan Erxleben, 51-yd run, at Texas (2013)



THE LAST TIME TEXAS TECH...

FIELD GOALS & PAT

Made a 48-yard field goal or longer	Clayton Hatfield, 51 yds, at Texas (2015)
Made a 49-yard field goal or longer	Clayton Hatfield, 51 yds, at Texas (2015)
Made a 50-yard field goal or longer	Clayton Hatfield, 51 yds, at Texas (2015)
Made a 51-yard field goal or longer	Clayton Hatfield, 51 yds, at Texas (2015)
Made a 52-yard field goal or longer	Donnie Carona, 52 yds, vs. Weber State (2010)
Made a 53-yard field goal or longer	Chris Birkholz, 53 yds, vs. #18 Texas (1998)
Made a 54-yard field goal or longer	Jaret Greaser, 55 yds, vs. Texas (1996)
Made a 55-yard field goal or longer	Jaret Greaser, 55 yds, vs. Texas (1996)
Made a 56-yard field goal or longer	Bill Adams, 57 yds, vs. #6 Texas A&M (1977)
Made a 57-yard field goal or longer	Bill Adams, 57 yds, vs. #6 Texas A&M (1977)

Made 3 or more field goals	Clayton Hatfield, 3-of-4, at Kansas (2015)
Made 4 or more field goals	Ryan Bustin, 4-of-5, at Kansas (2013)

Made a game-winning FG in last minute	Ryan Bustin, 28 yds (0:00), vs. Minnesota (2012)
Made a game-winning FG in overtime	Clayton Hatfield, 37 yds, (15:00), at TCU (2016)

Made 100 consecutive PAT attempts	Ryan Bustin, 101, 2012-2013
Made 150 consecutive PAT attempts	Alex Trilica, 233, 2004-2007
Made 200 consecutive PAT attempts	Alex Trilica, 233, 2004-2007

Made 10 consecutive field goals	Scott Segrist, 10, 1988
---------------------------------	-------------------------

Blocked a PAT attempt	Terrance Bullitt, at Kansas (2011)
Blocked a field goal attempt	Kris Williams, at TCU (2016)
Returned a blocked FG for a TD	Aaron Hunt... Lawrence Flugence, 79 yds, vs. Oklahoma State (2000)

MISCELLANEOUS

Recovered an on-sides kick	Devin Lauderdale, at Kansas State (2016)
----------------------------	--

MISCELLANEOUS (INDIVIDUAL)

Game-winning TD with less than a minute	Seth Doege-to-Eric Ward (0:36), vs. Nevada (2011)
Game-winning TD in overtime	RB Eric Stephens-to-WR Darrin Moore (20T), vs. Kansas (2012)
100 YD Rusher/100 YD Receiver	Demarcus Felton (123 RUSH), J. Giles (186 REC), vs. Louisiana Tech (2016)
300 YD PASS/100 YD RUSH/100 YD REC	QB P. Mahomes (470 PASS), Demarcus Felton (123 RUSH), J. Giles (186 REC), vs. Louisiana Tech (2016)

OFFENSE (OPPONENT - TEAM)

RUSHING ATTEMPTS

Had 50 or more rushing attempts	50, vs. Texas (2016)
Had 60 or more rushing attempts	68, vs. Arkansas (2014)
Had 70 or more rushing attempts	79, vs. #20 Baylor (2011)

Was held to 25 or fewer rushing attempts	25, at #1 Oklahoma (2011)
Was held to 24 or fewer rushing attempts	23, at Texas A&M (2008)
Was held to 23 or fewer rushing attempts	23, at Texas A&M (2008)
Was held to 22 or fewer rushing attempts	22, vs. Eastern Washington (2008)

RUSHING TOUCHDOWNS

Had 4 or more rushing touchdowns	4, vs. Texas (2016)
Had 5 or more rushing touchdowns	5, vs. West Virginia (2016)
Had 6 or more rushing touchdowns	7, at Arizona State (2016)
Had 7 or more rushing touchdowns	7, at Arizona State (2016)
Had 8 or more rushing touchdowns	8, at Missouri (2003)

Was held without a rushing TD in back-to-back games	vs. Northwestern State/at Texas State (2012)
Was held without a rushing TD in 3 consecutive games	4 games (2000)

PASSING ATTEMPTS

Had 55 or more passing attempts	55, vs. Stephen F. Austin (2016)
Had 60 or more passing attempts	62, at SMU (2013)

Was held to 30 or fewer passing attempts	20, at Kansas State (2016)
Was held to 25 or fewer passing attempts	20, at Kansas State (2016)
Was held to 20 or fewer passing attempts	20, at Kansas State (2016)
Was held to 15 or fewer passing attempts	12, vs. Arkansas (2014)
Was held to 10 or fewer passing attempts	9, at #25 Texas (2011)

PASSING COMPLETIONS

Had 35 or more passing completions	35, at Kansas (2015)
Had 36 or more passing completions	41, at SMU (2013)
Had 37 or more passing completions	41, at SMU (2013)
Had 38 or more passing completions	41, at SMU (2013)
Had 39 or more passing completions	41, at SMU (2013)
Had 40 or more passing completions	41, at SMU (2013)

Was held to 15 or fewer passing completions	10, at Kansas State (2016)
Was held to 10 or fewer passing completions	10, at Kansas State (2016)
Was held to 5 or fewer passing completions	5, at #25 Texas (2011)
Was held to 3 or fewer passing completions	3, vs. Navy (2003)

PASSING TOUCHDOWNS

Had 5 or more passing touchdowns	7, vs. #16 Oklahoma (2016)
Had 6 or more passing touchdowns	7, vs. #16 Oklahoma (2016)
Had 7 or more passing touchdowns	7, vs. #16 Oklahoma (2016)

Was held without a passing TD in back-to-back games	at UTEP/vs. Arkansas (2014)
Was held without a passing TD in 3 consecutive games	3 games (2006)

DEFENSE (OPPONENT - TEAM)

TACKLES FOR A LOSS

Recorded 10 or more tackles for a loss	10.0, vs. Kansas (2016)
Recorded 11 or more tackles for a loss	11.0, at Texas (2015)
Recorded 12 or more tackles for a loss	14, at Texas (2013)
Recorded 13 or more tackles for a loss	14, at Texas (2013)
Recorded 14 or more tackles for a loss	14, at Texas (2013)
Recorded 15 or more tackles for a loss	18.0, at Texas A&M (2000)

Was held without a tackle for a loss	0.0, vs. UMass (2008)
--------------------------------------	-----------------------

DEFENSIVE SACKS

Had 3 or more sacks	3, vs. TCU (2016)
Had 4 or more sacks	4, t TCU (2016)
Had 5 or more sacks	6, vs. #22 LSU (2015)
Had 6 or more sacks	6, vs. #22 LSU (2015)
Had 7 or more sacks	9, at Texas (2013)
Had 8 or more sacks	9, at Texas (2013)
Had 9 or more sacks	9, at Texas (2013)

Was held without a sack in back-to-back games	vs. #5 Baylor & Iowa State (2015)
Was held without a sack in 3 consecutive games or more	3 games, vs. SHSU/vs. UTEP/at Arkansas (2015)
Was held without a sack in 4 consecutive games or more	4 games, vs. ASU/vs. UCA/at UTEP/vs. Arkansas (2013-14)

QUARTERBACK HURRIES

Had 5 or more quarterback hurries	9, vs. #16 Oklahoma (2016)
Had 10 or more quarterback hurries	13, vs. #5 Baylor (2015)
Had 13 or more quarterback hurries	13, vs. #5 Baylor (2015)
Had 14 or more quarterback hurries	14, at #2 Texas (2005)
Had 16 or more quarterback hurries	16, at New Mexico (2004)

Was held without a quarterback hurry in back-to-back games	3 games (2014)
Was held without a quarterback hurry in 3 consecutive games	3 games (2014)

PASS BREAKUPS

Had 10 or more pass breakups	10, vs. Texas (2014)
Had 11 or more pass breakups	11, vs. Arkansas (2014)
Had 12 or more pass breakups	13, vs. #4 Baylor (2013)
Had 13 or more pass breakups	13, vs. #4 Baylor (2013)

Was held without a pass breakup	0, vs. Iowa State (2013)
---------------------------------	--------------------------

DEFENSIVE MISC.

Returned an interception for a touchdown	D.J. Reed, 35 yards, at Kansas State (2016)
Returned a fumble for a touchdown	vs. Kansas (2009)
Recorded a safety	vs. Kansas (2016)



THE LAST TIME TEXAS TECH...

SPECIAL TEAMS (OPPONENT - TEAM)

PUNT RETURN

Had 100 or more punt return yards _____ 123, at #2 Texas (2005)
 Returned a punt for a touchdown _____ vs. #12 Oklahoma State (2015) - Jalen McCleskey, 67 yards
 Blocked a punt _____ vs. #12 Oklahoma State (2013) - Derek Branson
 Returned a blocked punt for a touchdown _____ at #24 Oklahoma State (2012) - Zack Craig, 30 yds

KICKOFF RETURN

Had 200 or more kick return yards _____ 221, (7 att.), vs. Kansas State (2015)
 Returned a kickoff for a touchdown _____ at Kansas State (2016), Byron Pringle, 99 yards

PUNTING

Did not punt _____ at #25 Texas (2011)

FIELD GOALS & PAT

Blocked a field goal attempt _____ vs. Minnesota (2012) - Brian Boddy, 28-yd FG attempt
 Returned a blocked field goal for a TD _____ vs. #23 Texas A&M (2011) - Dustin Harris... Terrance Frederick - 65 Yds
 Missed a PAT attempt _____ at UTEP (2014)
 Won game on a field goal in the last minute _____ vs. West Virginia (2014)
 Won game on a last-second field goal to end the game _____ vs. West Virginia (2014)

MISCELLANEOUS (OPPONENT - TEAM)

TOTAL PLAYS

Had 90 or more total plays _____ 90, vs. Texas (2016)
 Had 100 or more total plays _____ 103, vs. #3 TCU (2015)

Was held to 65 or fewer total plays _____ 59, at Kansas State (2016)
 Was held to 60 or fewer total plays _____ 59, at Kansas State (2016)
 Was held to 50 or fewer total plays _____ 47, vs. New Mexico (2012)
 Was held to 46 or fewer total plays _____ 46, vs. North Texas (2000)

FIRST DOWNS

Had 30 or more first downs _____ 33, vs. #16 Oklahoma (2016)
 Had 35 or more first downs _____ 35, at #15 Oklahoma (2015)
 Had 38 or more first downs _____ 38, vs. #20 Baylor (2011)

Was held to 15 or fewer first downs _____ 15, at Kansas (2013)
 Was held to 10 or fewer first downs _____ 8, vs. New Mexico (2012)
 Was held to 9 or fewer first downs _____ 8, vs. New Mexico (2012)
 Was held to 8 or fewer first downs _____ 8, vs. New Mexico (2012)
 Was held to 7 or fewer first downs _____ 6, vs. Northwestern State (2012)
 Was held to 6 or fewer first downs _____ 6, vs. Northwestern State (2012)

PENALTIES

Had 10 or more penalties _____ 10, vs. #22 LSU (2015)
 Had 15 or more penalties _____ 16, at New Mexico (2010)

Had 3 or fewer penalties _____ 3, vs. Stephen F. Austin (2016)
 Had 2 or fewer penalties _____ 2, vs. Arkansas (2014)
 Had 0 penalties _____ 0, at Colorado (2006)

PENALTY YARDS

Had 100 or more penalty yards _____ 110, vs. #3 TCU (2015)
 Had 125 or more penalty yards _____ 129, at #24 Oklahoma State (2014)

Had 30 or fewer penalty yards _____ 25, at TCU (2016)
 Had 20 or fewer penalty yards _____ 15, vs. Arkansas (2014)
 Had 10 or fewer penalty yards _____ 10, vs. #4 West Virginia (2012)
 Had 0 penalty yards _____ 0, at Colorado (2006)

TWO-POINT CONVERSIONS

Scored an offensive two-point conversion _____ vs. #16 Oklahoma (2016), PASS: Mayfield-to-Mixon
 Won by going for 2-pt conversion _____ at SMU (1961) - Rhome-to-Gannon with 2:12 left in the game

OFFENSE - BY QUARTER/HALF (OPPONENT - TEAM)

1st Quarter

Was held to 5 or fewer rushing yards _____ -3, vs. Stephen F. Austin (2016)
 Was held to 0 passing yards _____ 0, vs. Kansas State (2013)
 Was held to 20 or fewer total yards _____ 11, vs. Iowa State (2013)
 Had 100 or more rushing yards _____ 143, vs. #22 LSU (2015)
 Had 120 or more passing yards _____ 146, vs. #16 Oklahoma (2016)
 Had 170 or more total yards _____ 180, vs. #16 Oklahoma (2016)

2nd Quarter

Was held to 5 or fewer rushing yards _____ -2, vs. Stephen F. Austin (2016)
 Was held to 0 passing yards _____ 0, vs. Arizona State (2013)
 Was held to 20 or fewer total yards _____ 11, at Kansas (2013)
 Had 100 or more rushing yards _____ 154, vs. Texas (2016)
 Had 150 or more passing yards _____ 152, vs. #3 TCU (2015)
 Had 190 or more total yards _____ 234, vs. Texas (2016)

FIRST HALF

Was held to 5 or fewer rushing yards _____ -5, vs. Stephen F. Austin (2016)
 Was held to 15 or fewer passing yards _____ 14, vs. Arizona State (2013)
 Was held to 60 or fewer total yards _____ 56, vs. Northwestern State (2012)
 Had 200 or more rushing yards _____ 216, at #15 Oklahoma (2015)
 Had 220 or more passing yards _____ 276, vs. #16 Oklahoma (2016)
 Had 300 or more total yards _____ 390, vs. Texas (2016)

3rd Quarter

Was held to 5 or fewer rushing yards _____ -8, vs. Kansas (2016)
 Was held to 0 passing yards _____ 0, vs. Kansas State (2015)
 Was held to 20 or fewer total yards _____ 15, vs. Northwestern State (2012)
 Had 100 or more rushing yards _____ 116, vs. Texas (2016)
 Had 200 or more passing yards _____ 234, at #10 TCU (2014)
 Had 300 or more total yards _____ 320, at #10 TCU (2014)

4th Quarter

Was held to 5 or fewer rushing yards _____ 3, vs. Stephen F. Austin (2016)
 Was held to 0 passing yards _____ 0, vs. Texas (2016)
 Was held to 20 or fewer total yards _____ 17, vs. New Mexico (2012)
 Had 150 or more rushing yards _____ 192, at Texas (2015)
 Had 120 or more passing yards _____ 151, vs. Louisiana Tech (2016)
 Had 170 or more total yards _____ 177, vs. #16 Oklahoma (2016)

SECOND HALF

Was held to 45 or fewer rushing yards _____ 5, vs. Kansas (2016)
 Was held to 15 or fewer passing yards _____ 13, vs. #24 Oklahoma (2014)
 Was held to 90 or fewer total yards _____ 88, vs. Kansas State (2013)
 Had 200 or more rushing yards _____ 223, vs. Texas (2016)
 Had 230 or more passing yards _____ 269, vs. #16 Oklahoma (2016)
 Had 350 or more total yards _____ 406, vs. #16 Oklahoma (2016)



THE LAST TIME TEXAS TECH...

OFFENSE (OPPONENT - INDIVIDUAL)

RUSHING

Rushed for 100 or more yards _____ D'Onta Foreman, 341, vs. Texas (2016)
 Rushed for 150 or more yards _____ D'Onta Foreman, 341, vs. Texas (2016)
 Rushed for 200 or more yards _____ D'Onta Foreman, 341, vs. Texas (2016)
 Quarterback rushed for 100 or more yards _____ Trevone Boykin - 101 yards, vs. #24 TCU (2013)

Had 2 100-yard rushers _____ Kalen Ballage (137) & Demario Richard (11), at Arizona State (2016)

Had a run of 50 or more yards _____ D'Onta Foreman, 74 yards, vs. Texas (2016)
 Had a run of 60 or more yards _____ D'Onta Foreman, 74 yards, vs. Texas (2016)
 Had a run of 70 or more yards _____ D'Onta Foreman, 74 yards, vs. Texas (2016)
 Had a run of 80 or more yards _____ Chris Warren, 91 yards, at Texas (2015)
 Had a run of 90 or more yards _____ Chris Warren, 91 yards, at Texas (2015)

Made 30 or more attempts _____ D'Onta Foreman, 33, vs. Texas (2016)
 Made 40 or more attempts _____ Terrance Ganaway, 42, vs. #20 Baylor (2011)

Rushed for 3 or more touchdowns _____ D'Onta Foreman, 3, vs. Texas (2016)
 Rushed for 4 or more touchdowns _____ Kalen Ballage, 7, at Arizona State (2016)
 Rushed for 5 or more touchdowns _____ Kalen Ballage, 7, at Arizona State (2016)
 Rushed for 6 or more touchdowns _____ Kalen Ballage, 7, at Arizona State (2016)
 Rushed for 7 or more touchdowns _____ Kalen Ballage, 7, at Arizona State (2016)
 Had 2 players rush for 2 touchdowns _____ Samaje Perine (4) & Joe Mixon (2), at #15 Oklahoma (2015)

Had 2 fumbles or more (QB/RB) _____ RB Joseph Randle, 2 (lost 2), vs. #2 Oklahoma State (2011)
 Had 2 fumbles or more (WR) _____ WR Marcus Johnson, 2 (lost 2), at Texas (2013)

PASSING

Had 55 or more passing attempts _____ Garrett Gilbert, 62, at SMU (2013)
 Had 60 or more passing attempts _____ Garrett Gilbert, 62, at SMU (2013)

Had 30 or more completions _____ Ryan Willis, 35 at Kansas (2015)
 Had 35 or more completions _____ Ryan Willis, 35, at Kansas (2015)
 Had 40 or more completions _____ Garrett Gilbert, 41, at SMU (2013)

Completed a pass of 50 or more yards _____ Shane Buechele, 52 yards, vs. Texas (2016)
 Completed a pass of 60 or more yards _____ Ryan Higgins, 76 yards, vs. Louisiana Tech (2016)
 Completed a pass of 70 or more yards _____ Ryan Higgins, 76 yards, vs. Louisiana Tech (2016)
 Completed a pass of 80 or more yards _____ Seth Russell, 87, vs. #5 Baylor (2015)
 Completed a pass of 90 or more yards _____ Trevone Boykin, 92, at #10 TCU (2014)

Passed for 350 or more yards _____ Baker Mayfield, 545, vs. #16 Oklahoma (2016)
 Passed for 400 or more yards _____ Baker Mayfield, 545, vs. #16 Oklahoma (2016)
 Passed for 500 or more yards _____ Baker Mayfield, 545, vs. #16 Oklahoma (2016)

Non-QB threw for a touchdown pass _____ Austin Hays (WR), vs. #12 Oklahoma State (2015) - 19 yds to Blake Jarvin

Passed for 4 or more touchdowns _____ Baker Mayfield, 7, vs. #16 Oklahoma (2016)
 Passed for 5 or more touchdowns _____ Baker Mayfield, 7, vs. #16 Oklahoma (2016)
 Passed for 6 or more touchdowns _____ Baker Mayfield, 7, vs. #16 Oklahoma (2016)
 Passed for 6 or more touchdowns _____ Baker Mayfield, 7, vs. #16 Oklahoma (2016)
 Passed for 7 or more touchdowns _____ Baker Mayfield, 7, vs. #16 Oklahoma (2016)

Threw 3 or more interceptions _____ Steele Jantz, 3, at Iowa State (2012)
 Threw 4 or more interceptions _____ B.L. Mitchell, 5, vs. SMU (2008)
 Threw 5 or more interceptions _____ B.L. Mitchell, 5, vs. SMU (2008)

RECEIVING

Caught 10 or more passes _____ Josh Doctson (18), vs. #3 TCU (2015)
 Caught 11 or more passes _____ Josh Doctson (18), vs. #3 TCU (2015)
 Caught 12 or more passes _____ Josh Doctson (18), vs. #3 TCU (2015)
 Caught 13 or more passes _____ Josh Doctson (18), vs. #3 TCU (2015)
 Caught 18 or more passes _____ Josh Doctson (18), vs. #3 TCU (2015)

Had 100 or more receiving yards _____ Dedde Westbrook(202), Joe Mixon(114), vs. #16 Oklahoma (2016)
 Had 150 or more receiving yards _____ Dedde Westbrook(202), vs. #16 Oklahoma (2016)
 Had 175 or more receiving yards _____ Dedde Westbrook(202), vs. #16 Oklahoma (2016)
 Had 200 or more receiving yards _____ Dedde Westbrook(202), vs. #16 Oklahoma (2016)

Had a reception of 50 or more yards _____ Jake Oliver, 52, vs. Texas(2016)
 Had a reception of 60 or more yards _____ Trent Taylor, 76, vs. Louisiana Tech (2016)
 Had a reception of 70 or more yards _____ Trent Taylor, 76, vs. Louisiana Tech (2016)
 Had a reception of 80 or more yards _____ Jay Lee, 87, vs. #5 Baylor (2015)
 Had a reception of 90 or more yards _____ Deante' Gray, 92, at #10 TCU (2014)

Had 2 or more 100-yard receivers _____ 2, Carlos Henderson (130) & Trent Taylor (166), vs. Louisiana Tech (2016)
 Had 3 or more 100-yard receivers _____ 3, Gilbert (156), J. Brown (136), Grant (133), vs. Houston (1991)

Had 3 or more receiving touchdowns _____ Corey Coleman, 3, vs. #5 Baylor (2015)
 Had 4 or more receiving touchdowns _____ Wayne McGarrity, 4, vs. #18 Texas (1998)

ALL-PURPOSE

Scored 4 or more touchdowns _____ Kalen Ballage, 8, at Arizona State (2016)
 Scored 8 or more touchdowns _____ Kalen Ballage, 8, at Arizona State (2016)
 Had 200 or more all-purpose yards _____ Kalen Ballage, 207, at Arizona State (2016)
 Had 225 or more all-purpose yards _____ Josh Doctson, 267, vs. #3 TCU (2015)

Had 250 or more all-purpose yards _____ D'Onta Foreman, 341, vs. Texas (2016)

DEFENSE (OPPONENT - INDIVIDUAL)

INTERCEPTIONS

Had 2 or more interceptions _____ De'Chavon Hayes, 2, at Arizona State (2016)
 Had 3 or more interceptions _____ Joel Schwenzfeizer, 3, vs. North Dakota (2009)

TACKLES

Had 15 or more tackles _____ Travin Howard ,19, at TCU (2016)
 Had 16 or more tackles _____ Travin Howard ,19, at TCU (2016)
 Had 17 or more tackles _____ Travin Howard ,19, at TCU (2016)
 Had 18 or more tackles _____ Travin Howard ,19, at TCU (2016)
 Had 19 or more tackles _____ Travin Howard ,19, at TCU (2016)
 Had 20 or more tackles _____ Ben Heeney 21, vs. Kansas (2014)

SACKS

Had 2 or more sacks _____ Mat Bosen, 2, at TCU (2016)
 Had 3 or more sacks _____ Jackson Jeffcoat, 3, at Texas (2013)

TACKLES FOR A LOSS

Had 4 or more tackles for a loss _____ Kendall Beckwith, 4, vs. #22 LSU (2015)
 Had 5 or more tackles for a loss _____ Ty Warren, 5, vs. Texas A&M (2001)

QUARTERBACK HURRIES

Had 4 or more quarterback hurries _____ Jamal Palmer, 4, vs. #5 Baylor (2015)

PASS BREAKUPS

Had 4 or more pass breakups _____ Duke Thomas, 4, vs. Texas (2014)

FORCED FUMBLES

Had 2 or more forced fumbles _____ Jimmy Bean, 2, at #24 Oklahoma State (2014)

FUMBLE RECOVERIES

Had 2 or more fumble recoveries _____ Efreim Oliphant, 2, vs. Houston (2010)

SAFETY

Recorded a safety (individual tackle) _____ Jimmy Wilkerson (tackled QB), at #4 Oklahoma (2002)

MISCELLANEOUS

Returned an INT for a touchdown _____ D.J. Reed, 35 yarf, at Kansas State (2016)
 Returned a fumble for a touchdown _____ Max Onyegbule (3 yds), vs. Kansas (2009)



THE LAST TIME TEXAS TECH...

SPECIAL TEAMS (OPPONENT - INDIVIDUAL)

PUNT RETURN

Had 65 or more punt return yards _____ Jalen McCleskey, 67 yards, vs. #12 Oklahoma State (2015)
 Had a punt return for a touchdown _____ Jalen McCleskey, 67 yards, vs. #12 Oklahoma State (2015)
 Blocked a punt _____ Derek Branson, vs. #12 Oklahoma State (2013)
 Returned a blocked punt for a touchdown _____ Zack Craig (30 yds), at #24 Oklahoma State (2012)
 Blocked a punt for a safety _____ Team Block, vs. Clemson (2002)

KICKOFF RETURN

Had 175 or more kick return yards _____ Morgan Burns, 221, vs. Kansas State (2015)
 Had 200 or more kick return yards _____ Morgan Burns, 221, vs. Kansas State (2015)
 Had a kick return for a touchdown _____ Morgan Burns, 93 yards, vs. Kansas State (2015)

PUNTING

Made 9 or more punts _____ Cole Moos, 10, vs. Kansas (2016)
 Averaged 50 or more yards (min. 5 att.) _____ Michael Dickson, 51.0 (5 att.), vs. Texas (2016)
 Had 5 or more 50-yard punts _____ Matt Graber, 5, vs. #14 Missouri (2010)
 Had a 60-yard punt or longer _____ Michael Dickson, 63, vs. Texas (2016)
 Had a 70-yard punt or longer _____ Tress Way 71, vs. #14 Oklahoma (2012)
 Had 5 or more punts land inside the 20 _____ David Lonie, 5, vs. #4 California (2004)

FIELD GOALS & PAT

Made a 50-yard field goal or longer _____ Josh Lambert, 55 yds, vs. West Virginia (2014)
 Made a 51-yard field goal or longer _____ Josh Lambert, 55 yds, vs. West Virginia (2014)
 Made a 52-yard field goal or longer _____ Josh Lambert, 55 yds, vs. West Virginia (2014)
 Made a 53-yard field goal or longer _____ Josh Lambert, 55 yds, vs. West Virginia (2014)
 Made a 54-yard field goal or longer _____ Josh Lambert, 55 yds, vs. West Virginia (2014)
 Made a 55-yard field goal or longer _____ Josh Lambert, 55 yds, vs. West Virginia (2014)
 Made a 56-yard field goal or longer _____ Matt Szymanski, 61 yds, vs. SMU (2010)
 Made a 57-yard field goal or longer _____ Matt Szymanski, 61 yds, vs. SMU (2010)
 Made a 58-yard field goal or longer _____ Matt Szymanski, 61 yds, vs. SMU (2010)
 Made a 59-yard field goal or longer _____ Matt Szymanski, 61 yds, vs. SMU (2010)
 Made a 60-yard field goal or longer _____ Matt Szymanski, 61 yds, vs. SMU (2010)
 Made a 61-yard field goal or longer _____ Matt Szymanski, 61 yds, vs. SMU (2010)

Made 3 or more field goals _____ M. McCrane, 3-of-3, at Kansas State (2016)
 Made 4 or more field goals _____ Jaden Oberkrom, 4-of-4, at #10 TCU (2014)
 Made 5 or more field goals _____ Jaden Oberkrom, 6-of-6, at #21 TCU (2012)
 Made 6 or more field goals _____ Jaden Oberkrom, 6-of-6, at #21 TCU (2012)

Made a game-winning FG in last minute _____ Josh Lambert, 55 yds (0:00), vs. West Virginia (2014)
 Made a game-winning FG as time expired _____ Josh Lambert, 55 yds (0:00), vs. West Virginia (2014)

Blocked a field goal attempt _____ Brian Boddy, 28-yard FG attempt, vs. Minnesota (2012)
 Returned a blocked FG for a TD _____ Dustin Harris... Terrance Frederick, 65 yds, vs. #23 Texas A&M (2011)

MISCELLANEOUS (OPPONENT - TEAM)

Game-winning TD with less than a minute _____ Trevone Boykin 4-yd pass to Aaron Green (0:23), vs. #3 TCU (2015)
 Game-winning TD in overtime _____ Glasco Martin 4-yd run, vs. Baylor (2012)
 Game-winning field goal in overtime _____ Johnny Beck 37-yd field goal, vs. Kansas (2001)



GAME 10: OKLAHOMA STATE

ALPHABETICAL ROSTER

NO	NAME	POS
70	Zach Adams	OL
58	Madison Akamnonu	OL
38	Kisean Allen	DB
42	Matthew Anunda	LB
19	Zach Austin	WR
28	Paul Banks III	DB
49	Michael Barden	PK
12	Zach Barnes	DL
13	Cameron Batson	WR
36	Erik Baughman	PK
17	De'Quan Bowman	WR
20	Jordyn Brooks	LB
65	Baylen Brown	OL
8	Tony Brown	WR
79	Travis Bruffy	OL
14	Dylan Cantrell	WR
68	Grant Caravelli	OL
25	Douglas Coleman	DB
80	Michael Coley	WR
74	Cole Collier	OL
20	Keke Coutee	WR
48	Jake Daugherty	PK
83	Ethan Davidson	WR
2	Reginald Davis III	WR
7	Jett Duffey	QB
77	Conner Dyer	OL
47	Cade Erwin	DB
4	Breiden Fehoko	DL
27	Demarcus Felton	RB
23	DaMarcus Fields	DB
18	Colt Garrett	QB
66	John Gerold	OL
9	Jonathan Giles	WR
94	Lonzell Gilmore	DL
96	Clayton Hatfield	PK
53	Kyle Heffron	DS
47	Braden Hucks	WR
56	Luke Heitshusen	OL
50	Clarence Henderson	DL
24	Payton Hendrix	DB
50	Jacob Herbig	DS
46	RJ Hester	DB
88	Ja'Deion High	WR
90	Kaleb Hill	DL
13	Kolin Hill	DL
34	D'Vonta Hinton	LB
53	Eli Howard	DL
93	Ivory Jackson	DL
41	Malik Jenkins	LB
7	Jah'Shawn Johnson	DB
8	Jamile Johnson	LB
39	Adaryan Jones	DB
92	Noah Jones	DL
40	Connor Killian	DS
87	Kash Knutson	WR
6	Devin Lauderdale	WR
11	Jacarthy Mack	DL
5	Patrick Mahomes II	QB
98	Nick McCann	DL

NUMERICAL ROSTER

NO	PLAYER	POS	HT	WT	YR-EX	HOMETOWN/HIGH SCHOOL/LAST SCHOOL
1	Quan Shorts	WR	6-2	195	Fr-RS	Humble, Texas/Atascocita
2	Reginald Davis III	WR	6-0	185	Sr-3L	Tenaha, Texas/Tenaha
3	D.J. Polite-Bray	DB	6-0	195	Jr-2L	Lithonia, Ga./Martin Luther King
4	Breiden Fehoko	DL	6-3	295	So-1L	Honolulu, Hawaii/Farrington
4	Justin Stockton	RB	5-10	200	Jr-2L	Cibolo, Texas/Steele
5	Patrick Mahomes II	QB	6-3	230	Jr-2L	Whitehouse, Texas/Whitehouse
5	Gary Moore	DL	6-5	240	Jr-2L	Clarksville, Texas/Clarksville
6	Devin Lauderdale	WR	5-10	176	Sr-2L	Houston, Texas/Bellaire/Navarro College
6	Kris Williams	DL	6-1	240	Sr-2L	Dallas, Texas/Bryan Adams
7	Jett Duffey	QB	6-1	200	Fr-HS	Mansfield, Texas/Lake Ridge
7	Jah'Shawn Johnson	DB	5-10	180	So-1L	Ennis, Texas/Ennis
8	Tony Brown	WR	6-1	195	So-1L	La Mirada, Calif./La Mirada
8	Jamile Johnson	LB	6-0	220	Fr-RS	Dallas, Texas/South Oak Cliff
9	Jonathan Giles	WR	5-11	185	So-1L	Missouri City, Texas/Fort Bend Elkins
9	Ondre Pipkins	DL	6-3	325	Sr-TR	Kansas City, Mo./Park Hill/Michigan
10	Johnathan Picone	LB	6-1	220	Fr-HS	Covington, La./Mandeville
10	Payne Sullins	QB	6-2	180	So-1L	Gatesville, Texas/Reicher
11	Jacarthy Mack	DL	6-2	195	Jr-2L	Lithonia, Ga./Martin Luther King
11	Derrick Willies	WR	6-3	215	Jr-TR	San Bernardino, Calif./Trinity Valley C.C./Iowa
12	Zach Barnes	DL	6-3	240	Jr-2L	Loganville, Ga./Grayson
12	Ian Sadler	WR	5-11	195	Jr-2L	Argyle, Texas/Argyle
13	Cameron Batson	WR	5-9	175	Jr-2L	Oklahoma City, Okla./Millwood
13	Kolin Hill	DL	6-2	250	So-RS	Schertz, Texas/Samuel Clemens/Notre Dame
14	Dylan Cantrell	WR	6-3	210	Jr-2L	Whitehouse, Texas/Whitehouse
15	Donta Thompson	WR	6-4	215	Fr-RS	Ennis, Texas/Ennis
15	Keenon Ward	DB	5-9	200	Sr-3L	Snyder, Texas/Snyder
16	Nic Shimonek	QB	6-3	220	Jr-1L	Corsicana, Texas/Mildred/Iowa
17	De'Quan Bowman	WR	5-11	180	Jr-TR	Millville, N.J./Millville/Hutchinson C.C.
17	Thierry Nguema	DB	5-10	175	Sr-3L	Corona, Calif./Santiago
18	Colt Garrett	QB	6-1	180	Fr-HS	Lubbock, Texas/Roosevelt
18	Christian Taylor	LB	6-2	210	Fr-RS	Houston, Texas/Jersey Village
19	Zach Austin	WR	5-11	195	Jr-1L	Austin, Texas/Lake Travis
19	Willie Sykes	DB	6-0	180	So-TR	Houston, Texas/Spring/Arkansas
20	Jordyn Brooks	LB	6-1	235	Fr-HS	Houston, Texas/Stratford High School
20	Keke Coutee	WR	5-11	175	So-1L	Lufkin, Texas/Lufkin
22	Desmon Smith	DB	6-2	190	Fr-HS	Odessa, Texas/Permian
22	Antoine Wesley	WR	6-5	175	Fr-HS	Cibolo, Texas/Steele
23	Quinton White, Jr.	RB	5-7	215	Sr-3L	College Station, Texas/A&M Consolidated
24	Payton Hendrix	DB	6-2	210	So-1L	Dallas, Texas/Bishop Dunne
25	Douglas Coleman	DB	6-1	175	Fr-HS	Zachary, La./Zachary
26	Kevin Moore	DB	6-1	195	Fr-HS	Lafayette, La./Acadiana
27	Demarcus Felton	RB	5-7	190	So-1L	Houston, Texas/Dekaney
28	Paul Banks III	DB	6-2	185	Sr-1L	Houston, Texas/Kashmere/Navarro
29	Mason Reed	FB	6-2	215	Jr-SQ	Cisco, Texas/Cisco
30	Matthew Rubal	DB	6-2	185	Jr-TR	Missouri City, Texas/Ridge Point/Mississippi College
30	Caleb Woodward	RB	6-0	210	Jr-1L	Leander, Texas/Leander
31	Justis Nelson	DB	6-2	180	Sr-3L	Mesquite, Texas/Dallas Christian
32	Justus Parker	DB	6-0	185	So-TR	La Vernia, Texas/La Vernia/Texas Lutheran
32	Da'Leon Ward	RB	5-10	180	Fr-HS	Dallas, Texas/Skyline
33	Brayden Stringer	LB	6-2	205	Fr-HS	Cypress, Texas/Cypress Ranch
34	D'Vonta Hinton	LB	5-9	225	So-1L	Texas City, Texas/Texas City
34	Hunter Rittmann	WR	6-0	175	So-SQ	San Antonio, Texas/Johnson
35	Tyler Scalzi	FB	6-4	238	Sr-3L	Flower Mound, Texas/Flower Mound
36	Erik Baughman	PK	6-0	175	Fr-HS	League City, Texas/Clear Creek
37	Luke Stice	LB	6-0	230	Sr-TR	Midland, Texas/Lee/Houston
38	Kisean Allen	DB	5-11	170	So-1L	Mesquite, Texas/Poteet
39	Adaryan Jones	DB	6-0	170	So-RS	Southlake, Texas/Southlake Carroll/New Mexico State
40	Connor Killian	DS	6-2	235	Fr-HS	Keller, Texas/Keller
41	Malik Jenkins	LB	6-1	225	Sr-3L	Ennis, Texas/Ennis
42	Matthew Anunda	LB	5-9	190	Fr-HS	Arlington, Texas/Arlington
45	IV Seacat	DS	5-8	193	Fr-HS	Southlake, Texas/Carroll
46	RJ Hester	DB	5-9	185	Jr-SQ	Arlington, Texas/ Mansfield Summit/East Texas Baptist
47	Cade Erwin	DB	5-11	185	So-TR	Flower Mound, Texas/Marcus/Air Force
47	Braden Hucks	WR	5-10	175	Fr-RS	San Angelo, Texas/Central
48	Jake Daugherty	PK	6-0	175	Fr-RS	Fort Myers, Fla./Fort Myers
49	Michael Barden	PK	5-10	175	So-1L	Austin, Texas/Westlake
50	Clarence Henderson	DL	6-2	230	Fr-HS	Dallas, Texas/Skyline
50	Jacob Herbig	DS	6-0	180	Fr-RS	Denton, Texas/Guyer
51	Tony Morales	OL	6-3	295	Sr-1L	Arlington, Texas/Sam Houston
53	Kyle Heffron	DS	5-11	225	Jr-SQ	San Antonio, Texas/Ronald Reagan



NUMERICAL ROSTER

53	Eli Howard	DL	6-3	250	Fr-TR	San Angelo, Texas/Central/North Texas
54	Coltin Nied	LB	6-1	220	Fr-RS	Southlake, Texas/Carroll
56	Luke Heitshusen	OL	6-3	255	So-1L	Allen, Texas/Allen
58	Madison Akamnonu	OL	6-5	310	Fr-RS	Arlington, Texas/Bowie
64	Ethan Smith	OL	6-6	275	So-1L	Humble, Texas/Atascocita
65	Baylen Brown	OL	6-5	305	Sr-3L	San Antonio, Texas/O'Connor
66	John Gerold	OL	6-3	270	Fr-TR	Houston, Texas/Cy-Fair/Colorado School of the Mines
68	Grant Caravelli	OL	6-3	290	Fr-RS	Wolfforth, Texas/Frenship
70	Zach Adams	OL	6-6	315	Fr-HS	Fredericksburg, Va./Riverbend
71	Bailey Smith	OL	6-5	300	Fr-HS	Wylie, Texas/Lovejoy
72	Jack Reichel	OL	6-5	290	So-TR	Sacramento, Calif./West Campus/American River College
73	Justin Murphy	OL	6-6	310	So-1L	Belton, Texas/Belton
74	Cole Collier	OL	6-1	300	So-1L	Prosper, Texas/Prosper
75	Giovanni Pancotti	OL	6-5	280	Fr-HS	Houston, Texas/Bellaire Episcopal
76	Paul Stawarz	OL	6-5	295	So-RS	Glen Ellyn, Ill./Minooka/College of DuPage
77	Conner Dyer	OL	6-4	295	Fr-RS	Mesquite, Texas/Horn
78	Terence Steele	OL	6-6	300	Fr-RS	Cibola, Texas/Steele
79	Travis Bruffy	OL	6-6	270	Fr-HS	Missouri City, Texas/Ridge Point
80	Michael Coley	WR	6-2	198	So-1L	Irving, Texas/Irving
83	Ethan Davidson	WR	5-10	180	Fr-HS	Stratford, Texas/Houston
86	T.J. Vasher	WR	6-5	198	Fr-HS	Wichita Falls, Texas/Rider
87	Kash Knutson	WR	5-11	185	So-1L	San Antonio, Texas/Reagan
88	Ja'Deion High	WR	5-11	175	Jr-1L	Hereford, Texas/Hereford
88	Houston Miller	DL	6-4	240	Fr-HS	Keller, Texas/Keller
90	Kaleb Hill	DL	6-1	227	So-TR	Schertz, Texas/Samuel Clemens/Boise State
91	Kirby Vinson	DL	6-2	250	Fr-HS	Lubbock, Texas/Cooper
92	Noah Jones	DL	6-3	250	Fr-HS	Moore, Okla./Southmoore
93	Ivory Jackson	DL	6-3	242	Fr-HS	Amarillo, Texas/Amarillo
94	Lonzell Gilmore	DL	6-3	250	Fr-RS	Spring, Texas/Spring
95	Talor Nunez	DL	6-4	255	Jr-2L	Midland, Texas/Lee
96	Clayton Hatfield	PK	5-10	170	So-1L	Boerne, Texas/Champion
96	Broderick Washington	DL	6-3	305	Fr-RS	Longview, Texas/Longview
97	Joseph Wallace	DL	6-1	320	Fr-HS	Dallas, Texas/Skyline
98	Nick McCann	DL	6-2	300	Fr-HS	Texarkana, Ark./Arkansas
99	Mychealon Thomas	DL	6-1	325	Jr-TR	Dallas, Texas/Skyline/Butler C.C.

COACHING STAFF

Head Coach/Quarterbacks
 Defensive Coordinator/Defensive Backs
 Offensive Coordinator/Inside Receivers
 Special Teams Coordinator
 Running Backs
 Offensive Line
 Outside Receivers
 Defensive Line
 Cornerbacks
 Linebackers/Recruiting Coordinator
 Head Strength and Conditioning

Kliff Kingsbury (Fourth Season)
 David Gibbs (Second Season)
 Eric Morris (Fourth Season)
 Joe Robinson (First Season)
 DeShaun Foster (First Season)
 Lee Hays (Fourth Season)
 Emmett Jones (Second Season)
 Kevin Patrick (First Season)
 Karl Scott (First Season)
 Zac Spavital (Second Season)
 Rusty Whitt (First Season)

PRONUNCIATION GUIDE

Madison Akamnonu AH-kuh-MAH-no
 Kisean Allen kee-SHAWN
 Keke Coutee Kee-kee CUE-tee
 Corey Dauphine DAW-pheen
 Breiden Fehoko BRAY-den feh-HOE-koe
 Ja'Deion High JAY-dee-un
 D'Vonta Hinton DAH-von-tay
 Jonathan Giles JY-ulls
 Lonzell Gilmore lon-ZELL
 Jah'Shawn Johnson juh-SHAWN
 Jamile Johnson juh-MILL
 Adaryan Jones A-DARE-ee-un
 Kash Knutson kuh-NUTE-son
 Patrick Mahomes II muh-HOMES
 Thierry Nguema THARE-ee GHEE-muh
 Johnathan Picone Pah-cone-EE
 Jack Reichel Rike-ul
 Tyler Scalzi SCOWL-zee
 Nic Shimonek Shim-AH-neck

Quan Shorts Kwan
 Paul Stawarz STAY-wars
 Mychealon Thomas MIKE-lynn
 Donta Thompson DON-tay
 Da'Leon Ward DAY-leon
 Kahlee Woods KAH-lee

COACHES

DeShaun Foster Dah-shawn
 Zac Spavital Spav-a-tal

ALPHABETICAL ROSTER

88	Houston Miller	DL
5	Gary Moore	DL
26	Kevin Moore	DB
51	Tony Morales	OL
73	Justin Murphy	OL
31	Justis Nelson	DB
17	Thierry Nguema	DB
54	Coltin Nied	LB
95	Talor Nunez	DL
75	Giovanni Pancotti	OL
32	Justus Parker	DB
10	Johnathan Picone	LB
9	Ondre Pipkins	DL
3	D.J. Polite-Bray	DB
29	Mason Reed	FB
72	Jack Reichel	OL
34	Hunter Rittimann	WR
30	Matthew Rubal	DB
12	Ian Sadler	WR
35	Tyler Scalzi	FB
45	IV Seacat	DS
16	Nic Shimonek	QB
1	Quan Shorts	WR
71	Bailey Smith	OL
22	Desmon Smith	DB
64	Ethan Smith	OL
76	Paul Stawarz	OL
78	Terence Steele	OL
37	Luke Stice	LB
4	Justin Stockton	RB
33	Brayden Stringer	LB
10	Payne Sullins	QB
19	Willie Sykes	DB
18	Christian Taylor	LB
99	Mychealon Thomas	DL
15	Donta Thompson	WR
86	T.J. Vasher	WR
91	Kirby Vinson	DL
97	Joseph Wallace	DL
32	Da'Leon Ward	RB
15	Keenon Ward	DB
96	Broderick Washington	DL
22	Antoine Wesley	WR
23	Quinton White, Jr.	RB
6	Kris Williams	DL
11	Derrick Willies	WR
30	Caleb Woodward	RB



TEXAS TECH ATHLETICS COMMUNICATIONS



MATT DOWDY
Associate Director
806-928-5190



BLAKE ZIMMERMAN
Associate Director
806-685-8209



MALLEY STODDARD
Assistant Director
806-742-2770

TEXAS TECH ATHLETICS COMMUNICATIONS

Room 117 South End Jones AT&T Stadium
Office: (806) 742-2770 • Fax: (806) 742-1970
2526 6th Street • Lubbock, TX 79409
www.TexasTech.com/Media
www.TTUMedia.com (FTP Website)



MEDIA INFORMATION

CREDENTIAL REQUESTS

Please direct all credential requests to the online credential portal located at www.sportssystem.com/texastech. Confirmation of your request will be made upon review by Matt Dowdy. Credentials are limited to members of the working media who are assigned to cover Texas Tech Football. Please note that Texas Tech Athletics does not grant credential requests to freelance photographers.

Credentials must be requested online by 5 p.m. of Wednesday each game week. All requests made game week will be held for pickup until 5 p.m. Friday at the Athletics Communications Office in Room 117 in the South End of Jones AT&T Stadium. Credentials not picked up by 5 p.m. Friday will be available at Media Will Call located at the main entrance to United Supermarkets Arena.

BIG 12 CONFERENCE CALL

In addition to his weekly news conference, Kliff Kingsbury is available on the Big 12 Conference weekly teleconference at 10:50 a.m. on Mondays. Contact Joni Lehmann in the league office for access to the teleconference (469-524-1007).

Order of Coaches

9:50 a.m. — Charlie Strong, Texas
10:00 a.m. — David Beaty, Kansas
10:10 a.m. — Bob Stoops, Oklahoma
10:20 a.m. — Mike Gundy, Oklahoma State
10:30 a.m. — Bill Snyder, Kansas State
10:40 a.m. — Dana Holgorsen, West Virginia
10:50 a.m. — Kliff Kingsbury, Texas Tech
11:00 a.m. — Jim Grobe, Baylor
11:10 a.m. — Matt Campbell, Iowa State
11:20 a.m. — Gary Patterson, TCU

The call will be available live and archived on www.Big12Sports.com. A replay will also be provided for 48 hours, beginning at 4 p.m. CT on Mondays at (866) 243-0021.

WWW.TEXASTECH.COM

This is the official website of Texas Tech Athletics. Texas Tech football releases as well as a wide variety of athletics department information can be found on the web. Weekly game notes, news and statistical information can be found here throughout the football season.

KLIFF KINGSBURY RADIO SHOW

"Red Raider Football with Kliff Kingsbury" will air live each Thursday evening beginning on Sept. 1 on the Texas Tech Sports Network. The show is hosted each week by Chris Level and runs between 6:30-7:30 p.m. The show will tape live from Rudy's BBQ located on Slide Road and South Loop 289.

PHOTO REQUESTS

Please submit your requests to Matt Dowdy or Blake Zimmerman.

VIDEO DOWNLOADS

Broadcast quality video is now available for download on a daily basis. These files are in high-quality, Quick Time format and available at www.ttumedia.com.

Highlights from each individual game and postgame press conferences along with Monday press conferences will be available for on-demand download. Additionally, post practice interviews are being made available for download.

For login information, please contact Matt Dowdy or Blake Zimmerman in the athletics communications office.

MEDIA ACCESS

Texas Tech will host a weekly media luncheon on Monday mornings in the Football Training Facility, which is located on the southeast corner of the stadium. Head coach Kliff Kingsbury and requested players (depending on class schedules) will take part in a news conference that will follow lunch. Lunch will be served each Monday at 11 a.m. with the news conference following at 11:45 a.m.

Weekly Media Access

Sunday - No Availability
Monday - Media Luncheon/Post Practice (Coaches/Players)
Tuesday - Post Practice (Coaches/Players)
Wednesday - No availability
Thursday - No availability
Friday - No availability

Weekly Football Press Conference Dates (Times)

Monday, August 29 (11:45 a.m.)
Monday, September 5 (11:45 a.m.)
Monday, September 12 (11:45 a.m.)
Monday, September 26 (11:45 a.m.)
Monday, October 3 (11:45 a.m.)
Monday, October 10 (11:45 a.m.)
Monday, October 17 (11:45 a.m.)
Monday, October 24 (11:45 a.m.)
Monday, October 31 (11:45 a.m.)
Monday, November 7 (11:45 a.m.)
Monday, November 14 (11:45 a.m.)
Monday, November 21 (11:45 a.m.)
Lunch will be served at 11 a.m.

KINGSBURY AVAILABILITY

Sunday: None
Monday: Big 12 Conference Call; Weekly media luncheon
Tuesday: Following practice by request only
Wednesday: No availability
Thursday: No availability
Friday: No availability
Saturday: Postgame

TEXAS TECH SPORTS NETWORK

The Texas Tech Sports Network from Learfield Sports will carry all the exciting action of Red Raider Football beginning with the season opener with Sam Houston State and all the way through the bowl season. Brian Jensen (play-by-play) and John Harris (color analyst) return to the broadcast booth and will be joined on the sidelines by Chris Level (sidelines).

2016 RED RAIDER FOOTBALL AFFILIATES

CITY	STATION	FREQUENCY
Abilene/Haskell	KVRP-FM	97.1
Alpine	KVLF-FM	1240
Amarillo	KARX-FM	95.7
Andrews	KACT-AM	1360
Andrews	KACT-FM	105.5
Austin	KTXZ-AM	1560
Big Spring	KBST-FM	95.7
Brady	KNEL-FM	95.3
Brownwood	KQBZ-FM	96.9
Dallas	KFXR-AM	1190
Dallas	KWRD-FM	100.7
El Paso	KHEY-AM	1380
Fredericksburg	KNAF-AM	910
Hereford	KPAN-AM	860
Hereford	KPAN-FM	106.3
Hobbs, N.M.	KHOB-AM	1390
Houston	KGOL-AM	1190
Junction	KMBL-AM	1450
Lamesa	KPET-AM	690
Lamesa	KPET-FM	101.5
Lampasas	KACQ-FM	101.9
Lampasas	KCYL-AM	1450
Lubbock	KTTU-FM	97.3
Lubbock	KXTQ-FM	100.7
Lubbock	KJTV-AM	950
Memphis	KLSR-FM	105.3
Midland/Odessa	KCRS-AM	550
Odessa	KCRS-FM	95.5
Perryton	KEYE-AM	1400
Perryton	KEYE-FM	93.7
Plainview	KREW-AM	1400
Roswell, N.M.	KBIM-AM	910
Roswell, N.M.	KBIM-FM	93.7
San Angelo	KDCD-FM	92.9
San Antonio	KZDC-AM	1250
San Antonio	KZDC-FM	94.5
Seminole	KSEM-FM	106.3
Seymour	KSEY-FM	94.3
Seymour	KSEY-AM	1230
Sulphur Springs	KSST-AM	1230
Sweetwater	KSST-AM	1240
Tyler	KTBB-AM	600
Tyler	KYZS-AM	1490

SATELLITE RADIO

Sirius Radio Channel 136
XM Radio Channel 199



RED RAIDER
SPORTS PROPERTIES