



# OKLAHOMA STATE COWBOYS

COMMUNICATIONS CONTACTS: GAVIN LANG (GAVIN.LANG@OKSTATE.EDU) AND SEAN MAGUIRE (SEAN.MAGUIRE@OKSTATE.EDU)

## TEXAS TECH

2:30 p.m. CT | Nov. 12, 2016 | Boone Pickens Stadium (60,218)

**TV:** FS1 (Tim Brando and Spencer Tillman)

In Stillwater: Suddenlink 37/237, DirecTV 219, Dish 150, U-verse 652/1652

In OKC: KOCO – Cox 67/728, DirecTV 219, Dish 150, U-verse 652/1652

In Tulsa: KTUL – Cox 1312, DirecTV 219, Dish 150, U-verse 652/1652

**Radio:** Cowboy Radio Network

(Dave Hunziker, John Holcomb & Robert Allen)

**National Radio:** None

**Satellite Radio:** Sirius channel 136, XM channel 199

**Internet - Mobile App:** <http://okla.st/osutunein> - TuneIn Radio App

**Live Stats:** [okstate.com](http://okstate.com)

## OKLAHOMA STATE SCHEDULE/RESULTS

Date	Opponent	Time/Result	TV
9/3	Southeastern Louisiana	W, 61-7	FS Plus
9/10	Central Michigan	L, 27-30	FS1
9/17	Pittsburgh	W, 45-38	ESPN
9/24	at No. 16/15 Baylor	L, 24-35	FOX
10/1	No. 22/25 Texas	W, 49-31	ABC
10/8	Iowa State	W, 38-31	ESPNU
10/22	at Kansas	W, 44-20	FS1
10/29	No. 10/9 West Virginia	W, 37-20	FOX
11/5	at Kansas State	W, 43-37	ABC/ESPN2
11/12	Texas Tech	2:30 p.m.	FS1
11/19	at TCU	TBA	TBA
12/3	at Oklahoma	TBA	TBA

## TEXAS TECH SCHEDULE/RESULTS

Date	Opponent	Time/Result
9/3	Stephen F. Austin	W, 69-17
9/10	at Arizona State	L, 55-68
9/17	Louisiana Tech	W, 59-45
9/29	Kansas	W, 55-19
10/8	at Kansas State	L, 38-44
10/15	No. 20 West Virginia	L, 17-48
10/22	No. 16 Oklahoma	L, 59-66
10/29	at TCU	W, 27-24 (2 ot)
11/5	Texas	L, 37-45
11/12	at No. 17 Oklahoma State	2:30 p.m.
11/19	at Iowa State	TBA
11/25	Baylor	5 p.m.

## SERIES CAPSULE

Series History	Texas Tech leads, 21-19-3
In Stillwater	OSU leads, 11-7
In Lubbock	Texas Tech leads, 12-6-2
At Neutral	OSU leads, 2-2-1
First Meeting (1935)	Texas Tech 14, OSU 0
Last Meeting (2015)	OSU 70, Texas Tech 53
Last OSU Win (2015)	OSU 70, Texas Tech 53
Last Tech Win (2008)	Texas Tech 56, OSU 20
Gundy vs. Texas Tech	9-2
Kingsbury vs. OSU	0-3

## GAME CAPSULE



*Texas Tech*  
**RED RAIDERS**  
4-5; 2-4 Big 12

**Coach Kliff Kingsbury**  
Texas Tech, 2001  
Career: 23-24/4th year  
At Texas Tech: Same



*Oklahoma State*  
**COWBOYS**  
7-2; 5-1 Big 12

**Coach Mike Gundy**  
Oklahoma State, 1990  
Career: 101-49/12th year  
At Oklahoma State: Same

## TEAM STATISTICAL COMPARISON

Category	FBS Rank	Value	FBS Rank	Value
Total Offense	2	587.1	28	484.0
Rushing Offense	124	101.3	101	141.2
Passing Offense	1	485.8	7	342.8
Team Passing Efficiency	14	158.32	12	160.19
Scoring Offense	4	46.2	13	40.9
Total Defense	126	533.9	98	443.8
Rushing Defense	115	236.0	T-97	202.8
Passing Yards Allowed	123	297.9	80	241.0
Team Passing Efficiency Defense	100	141.76	68	132.42
Scoring Defense	124	41.8	T-67	27.7
Turnover Margin	T-105	-0.56	T-14	0.89
3rd Down Conversion Pct	1	0.551	45	0.424
4th Down Conversion Pct	T-99	0.421	T-112	0.375
3rd Down Conversion Pct Defense	89	0.416	56	0.376
4th Down Conversion Pct Defense	T-91	0.583	16	0.313
Red Zone Offense	27	0.898	42	0.878
Red Zone Defense	95	0.889	29	0.767
Net Punting	111	35.03	25	40.35
Punt Returns	31	10.81	18	12.08
Kickoff Returns	113	18.33	107	18.8
First Downs Offense	1	284	T-30	212
First Downs Defense	125	238	83	199
Fewest Penalties Per Game	T-122	8.22	T-32	5.33
Fewest Penalty Yards Per Game	114	68.33	48	50.78
Time of Possession	49	30:43	72	29:19

## BIG 12 STANDINGS

Team	Big 12	All
Oklahoma	6-0	7-2
<b>Oklahoma State</b>	<b>5-1</b>	<b>7-2</b>
West Virginia	4-1	7-1
Baylor	3-2	6-2
Kansas State	3-3	5-4
TCU	3-3	5-4
Texas	3-3	5-4
Texas Tech	2-4	4-5
Iowa State	0-6	1-8
Kansas	0-6	1-6



## SERIES HISTORY VS TEXAS TECH

1935	L	0-14	A
1936	L	0-12	A
1937	L	6-14	H
1940	T	6-6	N
1941	L	6-16	N
1942	W	9-6	A
1943	W	21-13	N
1944	W	14-7	A
1945	W	46-6	H
1946	L	7-14	A
1953	L	13-27	H
1954	T	13-13	A
1955	L	6-24	H
1956	T	13-13	A
1957	W	13-0	H
1965	L	14-17	A
1966	L	7-10	A
1969	W	17-10	H
1973	L	7-20	H
1974	L	13-14	A
1975	W	17-16	H
1988	W	45-42	N
1989	L	15-31	H
1996	L	3-31	N
1997	L	3-27	H
1998	L	17-24	A
1999	W	41-21	H
2000	L	0-58	A
2001	L	30-49	H
2002	L	24-49	A
2003	W	51-49	H
2004	L	15-31	A
2005	W	24-17	H
2006	L	24-30	A
2007	W	49-45	H
2008	L	20-56	A
2009	W	24-17	H
2010	W	34-17	A
2011	W	66-6	A
2012	W	59-21	H
2013	W	52-34	A
2014	W	45-35	H
2015	W	70-53	A



# OKLAHOMA STATE HEAD COACH MIKE GUNDY



## MIKE GUNDY

Head Coach | 12th Year | Oklahoma State, 1990

### CAREER TRACK

Year	School	Position
1990	Oklahoma State	Receivers
1991-93	Oklahoma State	Quarterbacks
1994-95	Oklahoma State	Offensive Coordinator
1996	Baylor	Quarterbacks/Passing Game Coordinator
1997-2000	Maryland	Quarterbacks/Pass Game Coordinator/Receivers
2001-04	Oklahoma State	Assistant Head Coach/Offensive Coordinator
2005-present	Oklahoma State	Head Coach

### OKLAHOMA STATE UNDER MIKE GUNDY

► Since 2010, Oklahoma State has four seasons with at least 10 wins, an outright Big 12 title (2011) and a share of the Big 12 South title (2010). The Cowboys reached the top 10 of the Associated Press poll in 2008, 2009, 2010, 2011, 2013 and 2015.

► Four times has Mike Gundy coached the Cowboys to a bowl game now referred to as one of the New Year's Six since 2010. The Pokes appeared in the 2010 Cotton Bowl, the 2012 Fiesta Bowl, the 2014 Cotton Bowl and the 2016 Sugar Bowl.

► Oklahoma State has been ranked in the top 15 of the Associated Press poll in seven of the last eight seasons and has posted 10-win seasons four of the last six years. Only once has OSU finished lower than third in the Big 12 since 2009.

► OSU has scored five victories over teams ranked in the Associated Press top 10 since 2008.

► OSU's current streak of 10 straight bowl games is the best in the history of the program.

► Eighteen Gundy-era Cowboys have been drafted into the NFL, with six of those 18 chosen in the first round.

### MOST WINS SINCE 2010

School	Wins
1 Alabama	81
2 Florida State	74
3 Boise State	72
Oregon	72
Stanford	72
6 Clemson	71
7 Oklahoma	69
8 Northern Illinois	68
9 Michigan State	67
Wisconsin	67
11 LSU	66
<b>12 Oklahoma State</b>	<b>65</b>
13 Ohio State	64*
14 Baylor	63
TCU	63

\*2010 adjusted to 0-0 by NCAA

### MOST WINS AT CURRENT SCHOOL (Active coaches only)

1	198	Bill Snyder, Kansas State	25th year
2	186	Bob Stoops, Oklahoma	18th year
3	148	Gary Patterson, TCU	16th year
4	132	Kirk Ferentz, Iowa	18th year
5	114	Nick Saban, Alabama	10th year
6	102	Kyle Whittingham, Utah	12th year
<b>7</b>	<b>101</b>	<b>Mike Gundy, Oklahoma State</b>	<b>12th year</b>
-	89	Mark Dantonio, Michigan State	10th year

### NOTING GUNDY

- 2011 winner of the Paul "Bear" Bryant College Coach of the Year Award and the Eddie Robinson National Coach of the Year Award.
- Finalist for the Eddie Robinson National Coach of the Year Award and the Liberty Mutual National Coach of the Year Award in both 2010 and 2011.
- 2010 Big 12 Coach of the Year.
- 2015 AFCA Region 4 Coach of the Year.

### The 10 years Before Gundy

	Gundy Era (2005-pres.)	Before Gundy (1995-2004)
Top-25 National Finishes	4	1
Top-20 National Finishes	4	0
Top-15 National Finishes	2	0
Top-10 National Finishes	1	0
Top-5 National Finishes	1	0
Seasons with at least 10 wins	4	0
Seasons with at least nine wins	6	1
Seasons with at least eight wins	7	3
Conference Record	61-38	32-49
Top-3 Finishes in Conf. Standings	5	0
All-Americans	17	4
Conference Player of the Year	6	0
First-Round NFL Draft Picks	6	3
Bowl Appearances	10	4
Bowl Victories	6	1

### LONGEST-TENURED COACHES AT THEIR CURRENT SCHOOL (ACTIVE)

1	Bill Snyder, Kansas State	25th year
2	Bob Stoops, Oklahoma	18th year
	Kirk Ferentz, Iowa	18th year
4	Gary Patterson, TCU	16th year
<b>5</b>	<b>Mike Gundy, Oklahoma State</b>	<b>12th year</b>
	Frank Solich, Ohio	12th year
	Rick Stockstill, Middle Tennessee	12th year
	Kyle Whittingham, Utah	12th year

### HEAD COACHES AT THEIR ALMA MATER

Troy Calhoun	Air Force
Mike Neu	Ball State
Bryan Harsin	Boise State
Kalani Sitake	BYU
John Bonamego	Central Michigan
Kirby Smart	Georgia
Nick Rolovich	Hawaii
Paul Haynes	Kent State
Mark Richt	Miami (Fla.)
Jim Harbaugh	Michigan
Barry Odom	Missouri
Pat Fitzgerald	Northwestern
<b>Mike Gundy</b>	<b>Oklahoma State</b>
David Shaw	Stanford
Kliff Kingsbury	Texas Tech
Matt Wells	Utah State
Sean Kugler	UTEP
Paul Chryst	Wisconsin

### GUNDY YEAR-BY-YEAR HEAD COACHING RECORD

Year	Overall	Home	Away	Neutral	League Record	Finish
2005	4-7	3-3	1-4	0-0	1-7	6th South
2006	7-6	4-2	1-4	2-0	3-5	5th South
2007	7-6	4-2	2-4	1-0	4-4	3rd South
2008	9-4	6-1	2-2	1-1	5-3	4th South
2009	9-4	6-2	3-1	0-1	6-2	2nd South
2010	11-2	5-2	5-0	1-0	6-2	T1st South
2011	12-1	6-0	5-1	1-0	8-1	1st
2012	8-5	6-1	1-4	1-0	5-4	T3rd
2013	10-3	5-1	4-1	1-1	7-2	T2nd
2014	7-6	4-2	2-3	1-1	4-5	7th
2015	10-3	5-2	5-0	0-1	7-2	2nd
2016	7-2	5-1	2-1	-	5-1	-
Career	101-49	59-19	33-25	9-5	61-38	-



# OKLAHOMA STATE DEPTH CHART

## OFFENSE

<b>LT</b>	77 Victor Salako (6-6; 335; R Sr; Huntsville, AL) 78 Matt Mucha (6-5; 300; R So; Seabrook, TX)
<b>LG</b>	75 Marcus Keyes (6-3; 300; R Fr; Port Allen, LA) 64 Jesse Robinson (6-5; 315; R Jr; Bedford, TX)
<b>C</b>	71 Brad Lundblade (6-3; 300; R Jr; Argyle, TX) 72 Johnny Wilson (6-3; 305; R Fr; Midland, TX)
<b>RG</b>	74 Michael Wilson (6-6; 305; R Sr; Aledo, TX) 66 Lemaefe Galea'i (6-4; 325; R So; Euless, TX)
<b>RT</b>	60 Zach Crabtree (6-7; 310; R Jr; Mansfield, TX) 74 Michael Wilson (6-6; 305; R Sr; Aledo, TX)
<b>WR</b>	81 Jhajuan Seales (6-0; 205; R Sr; Port Arthur, TX) 15 Chris Lacy (6-3; 205; Jr; DeSoto, TX)
<b>WR</b>	1 Jalen McCleskey (5-10; 170; So; Covington, LA) 17 Austin Hays (6-2; 195; R Sr; San Antonio, TX)
<b>WR</b>	28 James Washington (6-0; 205; Jr; Stamford, TX) 17 Austin Hays (6-2; 195; R Sr; San Antonio, TX)
<b>CW*</b>	47 Blake Jarwin (6-5; 248; R Sr; Tuttle, OK) -or- 86 Zac Veatch (6-3; 265; R Sr; Broken Arrow, OK) 6 Keenen Brown (6-3; 242; R So; Houston, TX) 41 Britton Abbott (6-2; 246; R So; Liberal, KS)
<b>RB</b>	27 Justice Hill (5-10; 171; Fr; Tulsa, OK) 32 Chris Carson (6-1; 215; Sr; Lilburn, GA) 23 Rennie Childs (5-10; 208; Sr; Houston, TX) 26 Barry J. Sanders (5-10; 198; R Sr; Oklahoma City, OK) 20 Jeff Carr (5-7; 180; So; Temple, TX)
<b>QB</b>	2 Mason Rudolph (6-5; 235; Jr; Rock Hill, SC) 14 Taylor Cornelius (6-6; 218; R So; Bushland, TX)

\*CW - Cowboy Back (a tight end/fullback hybrid)

## DEFENSE

<b>DE</b>	93 Jarrell Owens (6-3; 270; R So; Palestine, TX) 99 Trey Carter (6-3; 285; R So; Dallas, TX)
<b>DT</b>	96 Vincent Taylor (6-3; 310; R Jr; San Antonio, TX) 91 DeQuinton Osborne (6-0; 310; R Jr; Grand Prairie, TX) 97 Eric Davis (6-3; 305; R Sr; Tyler, TX)
<b>DT</b>	90 Motekiai Maile (6-3; 315; Sr; Euless, TX) 79 Darrion Daniels (6-3; 305; So; Dallas, TX)
<b>DE</b>	82 Cole Walterscheid (6-5; 255; R So; Muenster, TX) 89 Tralund Webber (6-5; 250; Jr; Cameron, TX)
<b>SLB</b>	20 Jordan Burton (6-2; 215; R Sr; Longview, TX) 1 Calvin Bundage (6-2; 193; Fr; Edmond, OK) 12 Kirk Tucker (6-1; 200; Jr; Tucker, GA)
<b>MLB</b>	45 Chad Whitener (6-0; 248; R Jr; Mansfield, TX) 19 Justin Phillips (6-0; 235; R So; Pearland, TX)
<b>WLB</b>	40 Devante Averette (5-11; 230; R Sr; Detroit, MI) 9 Gyasi Akem (6-2; 230; Jr; Broken Arrow, OK)
<b>CB</b>	6 Ashton Lampkin (6-0; 190; R Sr; Fort Worth, TX) 4 Lenzy Pipkins (6-0; 201; R Sr; Mansfield, TX)
<b>SS</b>	31 Tre Flowers (6-3; 198; R Jr; Converse, TX) 36 Derrick Moncrief (6-2; 220; R Sr; Prattville, AL)
<b>FS</b>	13 Jordan Sterns (6-0; 200; Sr; Cibolo, TX) 3 Kenneth Edison-McGruder (6-0; 215; So; Houston, TX)
<b>CB</b>	7 Ramon Richards (5-11; 185; Jr; San Antonio, TX) 2 Darius Curry (6-1; 205; R Jr; Flowery Branch, GA)
<b>NB</b>	4 Lenzy Pipkins (6-0; 201; R Sr; Mansfield, TX) 2 Darius Curry (6-1; 205; R Jr; Flowery Branch, GA)

## SPECIAL TEAMS

<b>P</b>	29 Zach Sinor (5-10; 215; R So; Castroville, TX) 59 Matt Hockett (6-2; 215; R So; Norman, OK)
<b>KO</b>	49 Matt Ammendola (5-9; 195; R Fr; Lansdale, PA) 39 Max Allan (5-9; 170; Fr; Colleyville, TX)
<b>PK</b>	19 Ben Grogan (6-1; 190; Sr; Arlington, TX) -or- 49 Matt Ammendola (5-9; 195; R Fr; Lansdale, PA)
<b>LS</b>	52 Tanner Morgan (6-1; 235; Fr; Ankeny, IA) -or- 63 Sam Walkingstick (5-11; 200; R Fr; Sallisaw, OK)
<b>H</b>	29 Zach Sinor (5-10; 215; R So; Castroville, TX) 25 Cole McKnight (5-11; 185; R Jr; Cushing, OK)
<b>PR</b>	26 Barry J. Sanders (5-10; 198; R Sr; Oklahoma City, OK) 1 Jalen McCleskey (5-10; 170; So; Covington, LA)
<b>KR</b>	26 Barry J. Sanders (5-10; 198; R Sr; Oklahoma City, OK) 15 Chris Lacy (6-3; 205; Jr; DeSoto, TX) 20 Jeff Carr (5-7; 180; So; Temple, TX)

## PRONUNCIATIONS

9	Gyasi Akem	JAH-see AH-kem
3	Marcell Ateman	EIGHT-man
40	Devante Averette	de-VAHN-tay AY-ver-ett
31	Tre Flowers	TRAY
66	Lemaefe Galea'i	lem-AH-eh-feh naw-LAY-eye
95	Vili Leveni	VILL-ee luh-VEN-ee
90	Motekiai Maile	moe-TAY my-LAY
78	Matthew Mucha	MOO-ha
88	Obi Obialo	OH-bee OH-bee-AH-lo
93	Jarrell Owens	juh-RELL
51	Brandon Pertile	PURR-tile
7	Ramon Richards	ruh-MOAN
77	Victor Salako	suh-LAY-koh
81	Jhajuan Seales	juh-WAHN seals
29	Zach Sinor	SIGH-ner
82	Cole Walterscheid	walter-SHIED (not walter-SHEED)
45	Chad Whitener	WHITE-ner

## ASSISTANT COACHES AND GAMEDAY LOCATIONS



**GREG ADKINS**  
Offensive Line  
Second Year at Oklahoma State  
Gameday Location: Field



**TIM DUFFIE**  
Cornerbacks  
Third Year at Oklahoma State  
Gameday Location: Field



**JASON MCENDOO**  
Cowboy Backs  
Second Year at Oklahoma State  
Gameday Location: Press Box



**MARCUS ARROYO**  
Running Backs  
Second Year at Oklahoma State  
Gameday Location: Field



**KASEY DUNN**  
Receivers  
Sixth Year at Oklahoma State  
Gameday Location: Field



**GLENN SPENCER**  
Defensive Coordinator/Linebackers  
Ninth Year at Oklahoma State  
Gameday Location: Press Box



**JOE BOB CLEMENTS**  
Defensive Line  
Fourth Year at Oklahoma State  
Gameday Location: Field



**DAN HAMMERSCHMIDT**  
Safeties  
Second Year at Oklahoma State  
Gameday Location: Press Box



**MIKE YURCICH**  
Offensive Coordinator/Quarterbacks  
Fourth Year at Oklahoma State  
Gameday Location: Press Box



## PLAYER TIDBITS - OFFENSE

Left Tackle		Left Guard		Center		Right Guard		Right Tackle	
<b>77</b>	<b>Victor Salako</b> 6-6; 335; RSR; Huntsville, AL	<b>75</b>	<b>Marcus Keyes</b> 6-3; 300; RFR; Port Allen, LA	<b>71</b>	<b>Brad Lundblade</b> 6-3; 300; RJR; Argyle, TX	<b>74</b>	<b>Michael Wilson</b> 6-6; 305; RSR; Aledo, TX	<b>60</b>	<b>Zachary Crabtree</b> 6-7; 310; RJR; Mansfield, TX
<b>Pronounced suh-LAY-koh</b> ▶ A veteran who has started 44 games in his career. ▶ Began his career at UAB, where he was a two-year starter for the Blazers. Transferred to Oklahoma State when UAB disbanded its football program after the 2014 season.		▶ Promising prospect who is a first-time starter this year. ▶ Redshirted as a true freshman tackle in 2015. ▶ Converted to guard during preseason camp in 2016. ▶ Father, Tyrone Keys was a defensive lineman for the dominant Chicago Bears defenses of the mid-1980s and also played for the Tampa Bay Buccaneers and the San Diego Chargers.		▶ Intelligent one-time walk-on who was put on scholarship prior to the opening of the 2015 season and has now started 20 straight games. ▶ First-team Academic All-Big 12 and first-team Academic All-District selection by CoSIDA in 2015. ▶ Three-time high school state champ in the discus.		▶ Has started at every O-Line position except center during his collegiate career. ▶ Has 25 career starts to his credit. ▶ Earned his first start of 2016 as part of the Cowboys' win over Iowa State. ▶ Helped Oklahoma State improve from averaging 27.6 points per game in 2014 to 39.5 points per game in 2015.		▶ 2014 second-team Academic All-Big 12 selection. ▶ Has started 30 games in his collegiate career. ▶ Honored as the 2015 recipient of the Vernon Grant Award, which is presented by the OSU coaching staff to players who show outstanding leadership, spirit and enthusiasm.	
<b>78</b>	<b>Matt Mucha</b> 6-5; 300; RSO; Seabrook, TX	<b>64</b>	<b>Jesse Robinson</b> 6-5; 315; RJR; Bedford, TX	<b>72</b>	<b>Johnny Wilson</b> 6-3; 305; RFR; Midland, TX	<b>66</b>	<b>Lemaefe Galea'i</b> 6-4; 325; RSO; Euless, TX	<b>74</b>	<b>Michael Wilson</b> 6-6; 305; RSR; Aledo, TX
<b>Pronounced MOO-ha</b> ▶ A developing prospect who saw some late-game action in 2015.		▶ Would likely be the first guard in off the bench at either left guard or right guard.		▶ Enjoyed a productive preseason camp. Earned his first career playing time vs. SLU.		<b>Goes by Junior naw-LAY-eye</b>		▶ Could play either left tackle or right tackle if a situation would come up.	

Wide Receiver		Wide Receiver		Cowboy Back		Wide Receiver	
<b>81</b>	<b>Jhajuan Seales</b> 6-0; 205; RSR; Port Arthur, TX	<b>1</b>	<b>Jalen McCleskey</b> 5-10; 170; So; Covington, LA	<b>47</b>	<b>Blake Jarwin</b> 6-5; 248; RSR; Tuttle, OK	<b>28</b>	<b>James Washington</b> 6-0; 205; Jr; Stamford, TX
<b>Pronounced juh-WAHN seals</b> ▶ Had a seven-catch, 129-yard effort vs Pitt. Both totals from that game represent career highs. ▶ 11 career receiving TDs, three of which have come this year. ▶ One of the fastest players on the roster and one of three active Cowboys with 1,000 career receiving yards. ▶ Eight career games with 70 or more receiving yards.		▶ Averaging 87.2 receiving yards per game in Big 12 play. ▶ Has three games with at least 100 receiving yards this season - 129 at Kansas, 109 vs. Texas and 103 vs. Central Michigan. ▶ Has five receiving touchdowns in OSU's last five games. ▶ One of OSU's fastest players ▶ Father, J.J., played for the NFL's Saints and Cardinals.		▶ 2015 first-team All-Big 12 selection at tight end as judged by the coaches around the league. ▶ Also a first-team Academic All-Big 12 honoree, making him just one of four players in the conference to earn both first-team All-Big 12 and first-team Academic All-Big 12 honors in 2015. ▶ Earned a degree in management in the spring of 2016.		▶ Third in the Big 12 and 13th nationally with 974 receiving yards ▶ Needs just 26 more receiving yards to become the fifth Oklahoma State player in history with multiple 1,000-yard seasons, joining Justin Blackmon, Rashaun Woods, Hart Lee Dykes and Adarius Bowman. ▶ Ranks fifth on OSU's career receiving yards list with 2,517. Needs 235 yards to pass D'Juan Woods for fourth. ▶ His 296 receiving yards vs Pitt are the most in a game for any player against a Power Five conference opponent this season.	
<b>15</b>	<b>Chris Lacy</b> 6-3; 205; Jr; DeSoto, TX	<b>17</b>	<b>Austin Hays</b> 6-2; 195; RSR; San Antonio, TX	<b>86</b>	<b>Zac Veatch</b> 6-3; 265; RSR; Broken Arrow, OK		
▶ Graduated third in his HS class and is majoring in industrial engineering and management.		▶ Coming off a three-catch for 59 yards and a touchdown performance vs. Kansas State.		▶ Converted offensive line starter who made his first career TD catch vs. Central Michigan.			

Running Back		Quarterback	
<b>27</b>	<b>Justice Hill</b> 5-10; 171; Fr; Tulsa, OK	<b>2</b>	<b>Mason Rudolph</b> 6-5; 235; Jr; Rock Hill, SC
▶ Fourth in the Big 12 with 95.7 rushing yards per game in conference play. ▶ Ranks fourth among all freshmen nationally with 73.7 rushing yards per game, trailing only Texas A&M's Trayveon Williams, Kentucky's Benny Snell and Missouri's Damarea Crockett. ▶ His 663 rushing yards are the most for an OSU freshman since Kendall Hunter had 696 in 2007. ▶ Big 12 Newcomer of the Week after he carried 20 times for 122 yards and a touchdown at Baylor, which is the most rushing yards for an OSU true freshman against a Big 12 opponent since the league was formed in 1996. ▶ Rushed for 135 yards on 25 carries with a touchdown to help lead the unranked Cowboys to a 49-31 victory over No. 22 Texas. His 135 yards rushing were the most ever for an Oklahoma State true freshman against Texas and were the ninth-most for a true freshman Cowboy in any game. Earned Big 12 Newcomer of the Week honors for that performance. ▶ His 38.5-inch vertical leap is the highest on the team. ▶ Majoring in finance.		▶ 19-5 career record as a starter, including eight second-half come-from-behind wins. ▶ Needs just 11 passing yards to join Brandon Weeden as the only two Oklahoma State players ever with multiple 3,000-yard passing seasons. ▶ 2015 second-team Academic All-Big 12 honoree. ▶ His 540 passing yards vs Pitt on Sept. 17 set a single-game school record. ▶ Semifinalist for the Johnny Unitas Golden Arm Award and on the watch list for the Manning Award, the Davey O'Brien Award and the Lombardi Award. ▶ Ranks sixth in the nation with 332.1 passing yards per game. ▶ His career average of 304.5 passing yards per game ranks fourth among all active FBS QBs. ▶ His career total of 7,554 yards of total offense ranks fourth in Oklahoma State history and is second among all active Big 12 players. ▶ Is perhaps OSU's most active player in community service activities. ▶ Marketing major.	
<b>32</b>	<b>Chris Carson</b> 6-1; 215; Sr; Lilburn, GA	<b>14</b>	<b>Taylor Cornelius</b> 6-6; 218; RSO; Bushland, TX
▶ Averaging 7.2 yards per carry in his last three games (vs Kansas, West Virginia and K-State). ▶ His 37.5-inch vertical leap would have placed him fourth among running backs at the 2016 NFL Combine. Also has impressive squat (590 pounds) and bench press (375 pounds) marks.		▶ Went 6-for-8 with a rushing TD vs. Southeastern Louisiana. ▶ Comes from a remarkably athletic family that includes 1996 Olympic gold medal-winning swimmer Josh Davis and other cousins who played in the NFL.	





## PLAYER TIDBITS - DEFENSE

Defensive End		Defensive Tackle		Defensive Tackle		Defensive End	
<b>93</b>	<b>Jarrell Owens</b> 6-3; 270; RSo; Palestine, TX	<b>96</b>	<b>Vincent Taylor</b> 6-3; 310; RJr; San Antonio, TX	<b>90</b>	<b>Motekiai Maile</b> 6-3; 315; Sr; Euless, TX	<b>82</b>	<b>Cole Walterscheid</b> 6-5; 255; RSo; Muenster, TX
<b>Pronounced juh-RELL</b> <ul style="list-style-type: none"> <li>Has 4.5 tackles for loss and 2.5 sacks to his credit this year.</li> <li>Explosive athlete who is the owner of a 37-inch vertical leap. The only players on the roster with a higher vertical leap are running backs Justice Hill and Chris Carson.</li> <li>Enjoys hunting in his spare time.</li> </ul>		<b>Pronounced moe-TAY MY-lay</b> <ul style="list-style-type: none"> <li>Midseason first-team All-Big 12 by ESPN.com.</li> <li>NCAA leader with three blocked kicks this season.</li> <li>His 5.5 sacks and 9.5 TFL this year are the most for an OSU interior D-Lineman during the Mike Gundy era (2005-present).</li> <li>Born and raised in New Orleans, but evacuated and settled in San Antonio due to Hurricane Katrina.</li> </ul>		<b>Pronounced moe-TAY MY-lay</b> <ul style="list-style-type: none"> <li>Effective run stuffer on the inside of the OSU defensive line who has 5.5 tackles for loss.</li> <li>Tipped a pass at the line of scrimmage to create a Jordan Burton interception at Baylor.</li> <li>Blocked a field goal attempt at Kansas.</li> <li>Has a rugby background.</li> </ul>		<b>Pronounced walter-SHIED (not walter-SHEED)</b> <ul style="list-style-type: none"> <li>Has 5.5 tackles for loss and two sacks on the year.</li> <li>Set career highs with 4 tackles, 4 TFL, 2 sacks and a QB hurry in OSU's win over Pitt.</li> <li>Grew from 210 pounds to 242 pounds in less than one year in the OSU strength program.</li> </ul>	
<b>99</b>	<b>Trey Carter</b> 6-3; 285; RSo; Dallas, TX	<b>91</b>	<b>DeQuinton Osborne</b> 6-0; 310; RJr; Grand Prairie, TX	<b>79</b>	<b>Darriion Daniels</b> 6-3; 305; So; Dallas, TX	<b>89</b>	<b>Tralund Webber</b> 6-5; 250; Jr; Cameron, TX
<ul style="list-style-type: none"> <li>Gifted pass rusher who has the ability to be disruptive in opposing backfields.</li> </ul>		<ul style="list-style-type: none"> <li>Playmaker who has 5.5 tackles for loss, 3.5 sacks and an interception to his credit.</li> </ul>		<ul style="list-style-type: none"> <li>Blocked a PAT as part of OSU's 49-31 win over Texas.</li> </ul>		<b>Pronounced TRAY-luhnd</b> <ul style="list-style-type: none"> <li>Second on the team with 6.0 tackles for loss.</li> </ul>	

Cornerback		Star Linebacker		Mike Linebacker		Will Linebacker		Cornerback	
<b>6</b>	<b>Ashton Lampkin</b> 6-0; 190; RSR; Fort Worth, TX	<b>20</b>	<b>Jordan Burton</b> 6-2; 215; RSR; Longview, TX	<b>45</b>	<b>Chad Whitener</b> 6-0; 248; RJr; Mansfield, TX	<b>40</b>	<b>Devante Averette</b> 5-11; 230; RSR; Detroit, MI	<b>7</b>	<b>Ramon Richards</b> 5-11; 185; Jr; San Antonio, TX
<ul style="list-style-type: none"> <li>2013 first-team Academic All-Big 12 selection.</li> <li>The most experienced cornerback on the roster with 51 games played. OSU's special teams MVP in 2013 who played through nagging injuries in 2015.</li> <li>Earned a start in the Sugar Bowl and intercepted a pass from Ole Miss quarterback Chad Kelly on the opening possession of the game and returned it 28 yards.</li> </ul>		<ul style="list-style-type: none"> <li>Has 51 tackles, two interceptions and four tackles for loss.</li> <li>A safety in junior college who moved to linebacker and earned first-team All-Big 12 honors during his debut season at OSU. On track to earn a degree in psychology and university studies/education in December of 2016.</li> <li>Maintains a pescatarian diet.</li> </ul>		<b>Pronounced WHITE-ner</b> <ul style="list-style-type: none"> <li>Has 53 tackles, 5.0 tackles for loss, a sack and four pass breakups this season.</li> <li>Native Texan who started his career at California in 2013 before transferring to OSU in the summer of 2014.</li> <li>Earned national defensive player of the week honors after snagging two interceptions vs. TCU in 2015.</li> </ul>		<ul style="list-style-type: none"> <li>Ranks second nationally with three fumbles recovered.</li> <li>Second on the team with 57 tackles. Also has 5.5 tackles for loss and two forced fumbles this season.</li> <li>Earned a degree in education in the spring of 2016.</li> <li>Unbeaten as an amateur boxer in his youth. Worked double shifts at UPS to help support his son during his high school days.</li> </ul>		<b>Pronounced ruh-MOAN</b> <ul style="list-style-type: none"> <li>Tied for the team lead with three interceptions. Scored a defensive TD in week one and returned an INT 59 yards to set up a TD in OSU's win over No. 10 West Virginia.</li> <li>A converted high school QB who started 9 games at cornerback as a true freshman in 2014.</li> <li>Had offers from both Harvard and Yale coming out of high school.</li> </ul>	
<b>4</b>	<b>Lenzy Pipkins</b> 6-0; 201; RSR; Mansfield, TX	<b>1</b>	<b>Calvin Bundage</b> 6-2; 193; Fr; Edmond, OK	<b>19</b>	<b>Justin Phillips</b> 6-0; 235; RSo; Pearland, TX	<b>9</b>	<b>Gyasi Akem</b> 6-2; 230; Jr; Broken Arrow, OK	<b>2</b>	<b>Darius Curry</b> 6-1; 205; RJr; Flowery Branch, GA
<ul style="list-style-type: none"> <li>Graduate transfer who played in 34 games and started 22 for Louisiana Monroe.</li> </ul>		<ul style="list-style-type: none"> <li>True freshman who had an offer list that included Oklahoma, Oregon and Michigan.</li> </ul>		<ul style="list-style-type: none"> <li>Missed 2015 due to injury, but has come back to see some meaningful action in 2016.</li> </ul>		<ul style="list-style-type: none"> <li>Primarily a special teams contributor who is working toward more defensive action.</li> </ul>		<ul style="list-style-type: none"> <li>A special teams contributor who has seen some time on the defensive unit.</li> </ul>	

Strong Safety		Free Safety		Kicker		Kickoff Return		Punt Return	
<b>31</b>	<b>Tre Flowers</b> 6-3; 198; RJr; Converse, TX	<b>13</b>	<b>Jordan Sterns</b> 6-0; 200; Sr; Cibola, TX	<b>19</b>	<b>Ben Grogan</b> 6-1; 190; Sr; Arlington, TX	<b>26</b>	<b>Barry J. Sanders</b> 5-10; 198; RSR; Oklahoma City, OK	<b>26</b>	<b>Barry J. Sanders</b> 5-10; 198; RSR; Oklahoma City, OK
<b>Pronounced TRAY</b> <ul style="list-style-type: none"> <li>Teamed with Vincent Taylor to return a blocked PAT for a two-point conversion vs. Texas.</li> <li>Two-sport athlete who has competed as a long jumper on OSU's track and field team.</li> <li>Second team Academic All-Big 12 honoree in 2015 who started every game at strong safety.</li> <li>His uncle, Erik Flowers, played with several teams during his seven seasons in the NFL.</li> </ul>		<ul style="list-style-type: none"> <li>A starter since the beginning of his sophomore year.</li> <li>Tied for the team lead with three interceptions this season.</li> <li>Ranks sixth in the Big 12 with 7.5 tackles per game.</li> <li>Ranks fourth among active defensive backs from Power Five conferences with 284 career tackles.</li> </ul>		<ul style="list-style-type: none"> <li>The Big 12's active career leader with 401 points, a mark that ranks third nationally.</li> <li>OSU's career scoring leader.</li> <li>Has made 10 of his last 11 field goal attempts.</li> </ul>		<b>Goes by Barry J. Sanders (not Barry Sanders Jr.)</b> <ul style="list-style-type: none"> <li>Graduate transfer from Stanford who grew up around Oklahoma State football. Part of three Pac-12 champion and three Rose Bowl teams during his time with the Cardinal.</li> <li>Returned two kickoffs and seven punts during his three years at Stanford.</li> </ul>		<b>Goes by Barry J. Sanders (not Barry Sanders Jr.)</b> <ul style="list-style-type: none"> <li>Has returned six punts for 93 yards (15.5 yards per return) this season.</li> <li>Had a 57-yard return that was downed at the one-yard line against Southeastern Louisiana.</li> </ul>	
<b>36</b>	<b>Derrick Moncrief</b> 6-2; 220; RSR; Prattville, AL	<b>3</b>	<b>Kenneth Edison-McGruder</b> 6-0; 215; So; Houston, TX	<b>Punter</b>		<b>20</b>	<b>Jeff Carr</b> 5-7; 180; So; Temple, TX	<b>1</b>	<b>Jalen McCleskey</b> 5-10; 170; So; Covington, LA
<ul style="list-style-type: none"> <li>Auburn transfer who played all 13 games for the Tigers in 2014.</li> </ul>		<ul style="list-style-type: none"> <li>Big hitter who has played a significant number of reps in conference play.</li> </ul>		<b>Pronounced SIGH-ner</b> <ul style="list-style-type: none"> <li>Of his 40 punts in 2016, 24 have been downed inside the 20, with only one touchback.</li> <li>His 40 punts have yielded only 27 return yards for opponents.</li> <li>Second team Academic All-Big 12 honoree in 2015.</li> </ul>		<ul style="list-style-type: none"> <li>Three kickoff returns for 48 yards this season. Had a 53-yard return vs Central Ark. last year.</li> </ul>		<ul style="list-style-type: none"> <li>Averaging 9.1 yards per punt return this season.</li> </ul>	



# NUMERICAL ROSTER

No.	Name	Pos.	Ht.	Wt.	Exp.	Hometown/Previous School	No.	Name	Pos.	Ht.	Wt.	Exp.	Hometown/Previous School
1	Calvin Bundage	LB	6-2	193	Fr-HS	Edmond, OK/Santa Fe	56	Larry Williams	OL	6-4	318	RJr-TR	Wilmington, NC/Laney/
1	Jalen McCleskey	WR	5-10	170	So-1L	Covington, LA/St. Paul's							East Carolina/Hutchinson CC
2	Darius Curry	CB	6-1	205	RJr-1L	Flowery Branch, GA/Flowery Branch	57	Walker Reed	OL	6-6	300	Fr-HS	Norman, OK/North
2	Mason Rudolph	QB	6-5	235	Jr-1L	Rock Hill, SC/ Northwestern	58	Brett Wilson	OL	6-2	265	RFr-RS	Cashion, OK/Cashion
3	Marcell Ateman	WR	6-4	215	Sr-3L	Dallas, TX/Wylie East	59	Matt Hockett	K/P	6-2	215	RSo-Sq	Norman, OK/Norman
3	Kenneth Edison-McGruder	S	6-0	215	So-1L	Houston, TX/Taylor	60	Zachary Crabtree	OL	6-7	310	RJr-2L	Mansfield, TX/Mansfield
4	Lenzy Pipkins	CB	6-0	201	RSr-TR	Mansfield, TX/Mansfield/Louisiana-Monroe	61	Kaleb Smith	LS	6-2	260	RJr-1L	Aledo, TX/All Saints Episcopal
5	Jerel Morrow	S	5-10	200	RJr-2L	Emporia, KS/Emporia	62	Jacob Clark	OL	6-3	298	Fr-HS	Rogers, AR/Bentonville
6	Keenen Brown	CW	6-3	242	RSo-Sq	Houston, TX/Alief Taylor	62	Tyler Ferguson	DT	6-2	265	RSo-Sq	McKinney, TX/Boyd
6	Ashton Lampkin	CB	6-0	190	RSr-3L	Fort Worth, TX/Dunbar	63	Sheldon Barnes	OL	6-5	310	Fr-HS	Glenpool, OK/Jenks
7	Ramon Richards	CB	5-11	185	Jr-2L	San Antonio, TX/Brackenridge	63	Sam Walkingstick	LS	5-11	200	RFr-RS	Sallisaw, OK/Sallisaw
8	Terry Tillmon	WR	5-11	165	RFr-HS	Dolton, IL/Al Raby	64	Jesse Robinson	OL	6-5	315	RJr-2L	Bedford, TX/L.D. Bell
8	Rodarius Williams	CB	6-0	172	Fr-HS	Shreveport, LA/Calvary Baptist	66	Lemaefe Galea'i	OL	6-4	325	RSo-1L	Euleess, TX/Trinity
9	Gyasi Akem	LB	6-2	230	Jr-2L	Broken Arrow, OK/Broken Arrow	67	Shane Richards	OL	6-8	330	Jr-TR	Calgary, Alberta, Canada/New Mexico Military
9	John Kolar	QB	6-4	200	RFr-RS	Norman, OK/Norman North	68	Deionte Noel	OL	6-2	330	RSo-Sq	Cibola, TX/Steele
10	Tyrell Alexander	WR	6-1	170	Fr-HS	Lancaster, TX/Lancaster	69	Kevin Mahon	K	6-0	196	Jr-TR	Arlington, TX/Martin/Tarrant County CC
11	Amen Ogbongbemiga	LB	6-0	207	Fr-HS	Calgary, Alberta, Canada/Notre Dame HS	70	Ben Hughes	DT	6-1	320	RJr-Sq	Waco, TX/University
11	Keondre Wudtee	QB	6-4	175	Fr-HS	Bossier City, LA/Parkway	70	Michael Wilson	OL	6-7	310	Fr-HS	Round Rock, TX/Round Rock
12	Nyc Burns	QB	6-5	185	Fr-HS	Tulsa, OK/Berryhill	71	Brad Lundblade	OL	6-3	300	Jr-2L	Argyle, TX/Liberty Christian
12	Kirk Tucker	LB	6-1	200	Jr-2L	Tucker, GA/Tucker	72	Johnny Wilson	OL	6-3	305	RFr-RS	Midland, TX/Midland Christian
13	Tyron Johnson	WR	6-1	189	So-TR	New Orleans, LA/Warren Easton/LSU	73	Teven Jenkins	OL	6-6	290	Fr-HS	Topeka, KS/Topeka
13	Jordan Sterns	S	6-0	200	Sr-3L	Cibola, TX/Steele	74	Michael Wilson	OL	6-6	305	RSr-2L	Aledo, TX/Aledo
14	Bryce Balous	CB	5-11	190	RFr-RS	McKinney, TX/North	75	Marcus Keyes	OL	6-3	300	RFr-RS	Port Allen, LA/Port Allen
14	Taylor Cornelius	QB	6-6	218	RSo-Sq	Bushland, TX/Bushland	76	Dylan Galloway	OL	6-5	279	Fr-HS	Dallas, TX/Coppell
15	Chris Lacy	WR	6-3	205	Jr-2L	DeSoto, TX/DeSoto	77	Victor Salako	OL	6-6	335	RSr-1L	Huntsville, AL/Grissom/UAB
16	Josh Green	QB	6-2	195	Fr-HS	Boerne, TX/Champion	78	Matthew Mucha	OL	6-5	300	RSo-Sq	Seabrook, TX/Clear Lake
16	Devin Harper	LB	6-1	210	Fr-HS	Knoxville, TN/Karns	79	Darrion Daniels	DT	6-3	305	So-1L	Dallas, TX/Bishop Dunne
17	Austin Hays	WR	6-2	195	RSr-3L	San Antonio, TX/Ronald Reagan	79	Matt Kegel	OL	6-5	295	Fr-HS	Chaska, MN/Chaska
18	Za'Carrius Green	S	5-11	205	RFr-RS	Duncanville, TX/Duncanville	80	Dillon Stoner	WR	6-0	176	Fr-HS	Tulsa, OK/Jenks
19	Ben Grogan	K	6-1	190	Sr-3L	Arlington, TX/Martin	81	Jhajuan Seales	WR	6-0	205	RSr-3L	Port Arthur, TX/Memorial
19	Justin Phillips	LB	6-0	235	RSo-1L	Pearland, TX/Pearland	82	Tariq Bitson	WR	6-2	201	Fr-HS	Tulsa, OK/Booker T. Washington
20	Jordan Burton	LB	6-2	215	RSr-1L	Longview, TX/Longview/SFA/Kilgore	82	Cole Walterscheid	DE	6-5	254	RSo-Sq	Muenster, TX/Muenster
20	Jeff Carr	RB	5-7	180	So-1L	Temple, TX/Temple	83	Philip Redwine-Bryant	WR	6-2	215	RFr-RS	Harker Heights, TX/Academy
22	A.J. Green	CB	6-1	160	Fr-HS	DeSoto, TX/DeSoto	84	Dayton Metcalf	CW	6-4	210	Fr-HS	Hooker, OK/Hooker
22	Ja'Ron Wilson	RB	5-10	185	Fr-HS	Euleess, TX/Trinity	85	Jordan Frazier	CW	6-4	265	RSo-Sq	Springfield, MO/Lighthouse Christian
23	Rennie Childs	RB	5-10	208	Sr-3L	Houston, TX/Cypress Ridge	86	Triston Grant	DE	6-4	240	Fr-HS	Owasso, OK/Owasso
24	La'Darren Brown	RB	5-9	174	Fr-HS	Dallas, TX/DeSoto	86	Zac Veatch	CW	6-3	265	RSr-3L	Broken Arrow, OK/Broken Arrow
24	Malik Kearse	CB	6-0	160	Jr-TR	Miami, FL/Pace/Fort Scott CC	87	Logan Carter	CW	6-4	235	Fr-HS	Henrietta, TX/Henrietta
25	Madre Harper	CB	6-1	175	Fr-HS	Arlington, TX/Lamar	87	Grant Newell	WR	5-11	190	RFr-Sq	Grapevine, TX/Colleyville Heritage/
25	Cole McKnight	WR	5-11	185	RJr-Sq	Cushing, OK/Cushing							Abilene Christian/Foothill College
26	Barry J. Sanders	RB	5-10	198	RSr-TR	Oklahoma City, OK/Heritage Hall/Stanford	88	Caleb Hall-Abbott	DL	6-1	240	Fr-HS	Waxahachie, TX/Waxahachie
27	Justice Hill	RB	5-10	171	Fr-HS	Tulsa, OK/Booker T. Washington	88	Obi Obialo	WR	6-3	200	Fr-HS	Coppell, TX/Coppell
27	Winston Westbrook	S	5-10	180	RFr-RS	Houston, TX/Lutheran South	89	Austin Parker	WR	6-1	198	RSo-Sq	Grapevine, TX/Grapevine/SE Okla. State
28	Kevin Henry	LB	6-0	225	RFr-RS	Baton Rouge, LA/Central	89	Tralund Webber	DE	6-5	250	Jr-TR	Cameron, TX/Yoe/Blinn JC
28	James Washington	WR	6-0	205	Jr-2L	Stamford, TX/Stamford	90	Motekiai Maile	DT	6-3	315	Sr-1L	Euleess, TX/Pittsburg HS/Tyler JC
29	Bryce Brown	CB	5-9	170	RFr-RS	Denton, TX/Guyer	91	DeQuinton Osborne	DT	6-0	310	RJr-TR	Grand Prairie, TX/South Grand Prairie/
29	Zach Sinor	P	5-10	215	RSo-1L	Castroville, TX/Medina Valley							Kilgore JC
30	Cole Neph	CW	6-3	230	RSo-Sq	Owasso, OK/Owasso	92	Cameron Murray	DT	6-2	280	Fr-HS	Bryant, AR/Bryant
30	Mitchell Perkinson	WR	5-11	185	Fr-HS	Edmond, OK/North	93	Jarrell Owens	DE	6-3	270	RSo-1L	Palestine, TX/Palestine
31	Tre Flowers	S	6-3	198	RJr-2L	Converse, TX/Judson	94	Jordan Brailford	DE	6-3	245	RSo-1L	Tulsa, OK/Booker T. Washington
32	Chris Carson	RB	6-1	215	Sr-1L	Liburn, GA/Parkview/Butler CC	95	Vili Leveni	DT	6-4	290	RJr-1L	Hurst, TX/L.D. Bell
33	Matthew Newsome	S	6-0	195	RSo-Sq	Sugar Land, TX/Clements	96	Vincent Taylor	DT	6-3	310	RJr-2L	San Antonio, TX/James Madison
33	Landon Wolf	WR	5-11	175	Fr-HS	Tulsa, OK/East Central	97	Eric Davis	DT	6-3	305	RSr-2L	Tyler, TX/John Tyler
35	Chance Cook	S	6-0	193	Fr-HS	Canadian, TX/Canadian	98	Taaj Bakari	DT	6-1	305	RFr-RS	Mansfield, TX/Legacy
35	Jakeem Johnson	RB	5-9	190	RJr-Sq	Haskell, OK/Coweta/NEO A&M JC	99	Trey Carter	DE	6-3	285	RSo-Sq	Dallas, TX/Pinkston
36	Derrick Moncrief	S	6-2	220	RSr-TR	Prattville, AL/Prattville/							
						Mississippi Gulf Coast CC/Auburn							
37	Javarus Blair	CB	6-0	180	Fr-HS	Lexington, KY/Lafayette							
39	Max Allan	K	5-9	170	Fr-HS	Colleyville, TX/Heritage							
40	Devante Averette	LB	5-11	230	RSr-1L	Detroit, MI/Melvindale/Ellsworth CC							
40	Luke Hupp	CW	5-10	255	RSo-Sq	Louisburg, KS/Louisburg/Fort Scott CC							
41	Britton Abbott	CW	6-2	246	RSo-RS	Liberal, KS/Liberal							
41	James Lewis	LB	6-0	205	Fr-HS	Tulsa, OK/Memorial							
42	Keegan Metcalf	FB	5-10	230	RSr-1L	Elk City, OK/Elk City/Oklahoma Baptist							
42	Zach Smith	LB	6-4	210	Fr-HS	Pleasanton, TX/Pleasanton							
45	Chad Whitener	LB	6-0	248	RJr-1L	Mansfield, TX/Mansfield/California							
46	Reshawn Parker	LB	6-2	215	Fr-HS	Hooks, TX/Hooks							
47	Brian Ciszewski	LB	5-11	220	RSo-Sq	Flower Mound, TX/Marcus							
47	Blake Jarwin	CW	6-5	248	RSr-2L	Tuttle, OK/Tuttle							
48	Dawson Bassett	CW	6-4	234	RJr-1L	Tuttle, OK/Tuttle							
48	Jake Dyer	LB	6-0	200	Fr-HS	Whitesboro, TX/Whitesboro							
49	Matt Amendola	K	5-9	195	RFr-RS	Lansdale, PA/North Penn							
50	Josh Mabin	LB	6-1	240	RSo-Sq	Houston, TX/Klein Oak							
50	Ry Schneider	OL	6-3	310	Fr-HS	Minco, OK/Minco							
51	Melvin Gilliam	LB	5-8	215	RJr-Sq	Tulsa, OK/Booker T. Washington/UCO							
51	Brandon Pertile	OL	6-4	315	RJr-Sq	Clearwater, FL/Countryside/							
						Georgia State/Mesa CC							
52	Tanner Morgan	LS	6-1	235	Fr-HS	Ankeny, IA/Centennial							
53	Jake Cox	OL	6-4	275	Fr-HS	Whitesboro, TX/Whitesboro							

## PRONUNCIATIONS

3	Marcell Ateman	EIGHT-man	46	Reshawn Parker	ruh-SHAWN
5	Jerel Morrow	juh-RELL	47	Brian Ciszewski	sis-ZOO-skee
7	Ramon Richards	ruh-MOAN	50	Josh Mabin	MAY-bin
8	Rodarius Williams	roh-DARE-ee-us	51	Brandon Pertile	PURR-tile
9	Gyasi Akem	JAH-see AH-kem	66	Lemaefe Galea'i	lem-AH-eh-feh
9	John Kolar	KOE-larr			naw-LAY-eye
11	Amen Ogbongbemiga	AY-men			(like Tevin)
		AWG-bong-beh-MEE-guh	73	Teven Jenkins	juh-WAHN seals
11	Keondre Wudtee	kee-AWN-dray	77	Victor Salako	suh-LAY-koh
		WOOD-tee	78	Matthew Mucha	MOO-ha
13	Nyc Burns	nick	79	Matt Kegel	gull
14	Bryce Balous	(rhymes with "malice")	81	Jhajuan Seales	juh-WAHN seals
18	Za'Carrius Green	zuh-CARE-ee-us	82	Cole Walterscheid	walter-SHIED
24	Malik Kearse	muh-LEEK curse			(not walter-SHEED)
25	Madre Harper	muh-DRAY	88	Obi Obialo	OH-bee OH-bee-AH-lo
29	Zach Sinor	SIGH-ner	89	Tralund Webber	TRAY-luhnd
31	Tre Flowers	TRAY	90	Motekiai Maile	moe-TAY-key-I my-LAY
40	Devante Averette	de-VAHN-tay AY-ver-ett	93	Jarrell Owens	juh-RELL
45	Chad Whitener	WHITE-ner	95	Vili Leveni	VILL-ee luh-VEN-ee
			98	Taaj Bakari	TAWJH buh-KAR-ee



# ALPHABETICAL ROSTER

No.	Name	Pos.	Ht.	Wt.	Exp.	Hometown/Previous School	No.	Name	Pos.	Ht.	Wt.	Exp.	Hometown/Previous School
41	Britton Abbott	CW	6-2	246	RSO-RS	Liberal, KS/Liberal	5	Jerel Morrow	S	5-10	200	RJR-2L	Emporia, KS/Emporia
9	Gyasi Akem	LB	6-2	230	Jr-2L	Broken Arrow, OK/Broken Arrow	78	Matthew Mucha	OL	6-5	300	RSO-Sq	Seabrook, TX/Clear Lake
10	Tyrell Alexander	WR	6-1	170	Fr-HS	Lancaster, TX/Lancaster	92	Cameron Murray	DT	6-2	280	Fr-HS	Bryant, AR/Bryant
39	Max Allan	K	5-9	170	Fr-HS	Colleyville, TX/Heritage	30	Cole Neph	CW	6-3	230	RSO-Sq	Owasso, OK/Owasso
49	Matt Amendola	K	5-9	195	RFR-RS	Lansdale, PA/North Penn	87	Grant Newell	WR	5-11	190	RSr-Sq	Grapevine, TX/Colleyville Heritage/ Abilene Christian/Foothill College
3	Marcell Ateman	WR	6-4	215	Sr-3L	Dallas, TX/Wylie East	33	Matthew Newsome	S	6-0	195	RSO-Sq	Sugar Land, TX/Clements
40	Devante Averette	LB	5-11	230	RSr-1L	Detroit, MI/Melvindale/Ellsworth CC	68	Deionte Noel	OL	6-2	330	RSO-Sq	Cibolo, TX/Steele
98	Taaj Bakari	DT	6-1	305	RFR-RS	Mansfield, TX/Legacy	88	Obi Obialo	WR	6-3	200	Fr-HS	Coppell, TX/Coppell
14	Bryce Balous	CB	5-11	190	RFR-RS	McKinney, TX/North	11	Amen Ogbongbemiga	LB	6-0	207	Fr-HS	Calgary, Alberta, Canada/Notre Dame HS
63	Sheldon Barnes	OL	6-5	310	Fr-HS	Glenpool, OK/Jenks	91	DeQuinton Osborne	DT	6-0	310	RJR-TR	Grand Prairie, TX/South Grand Prairie/ Kilgore JC
48	Dawson Bassett	CW	6-4	234	RJR-1L	Tuttle, OK/Tuttle	93	Jarrell Owens	DE	6-3	270	RSO-1L	Palestine, TX/Palestine
82	Tariq Bitson	WR	6-2	201	Fr-HS	Tulsa, OK/Booker T. Washington	89	Austin Parker	WR	6-1	198	RSO-Sq	Grapevine, TX/Grapevine/SE Okla. State
37	Javarus Blair	CB	6-0	180	Fr-HS	Lexington, KY/Lafayette	46	Reshawn Parker	LB	6-2	215	Fr-HS	Hooks, TX/Hooks
94	Jordan Brailford	DE	6-3	245	RSO-1L	Tulsa, OK/Booker T. Washington	30	Mitchell Perkinson	WR	5-11	185	Fr-HS	Edmond, OK/North
29	Bryce Brown	CB	5-9	170	RFR-RS	Denton, TX/Guyer	51	Brandon Pertile	OL	6-4	315	RJR-Sq	Clearwater, FL/Countryside/ Georgia State/Mesa CC
6	Keenen Brown	CW	6-3	242	RSO-Sq	Houston, TX/Alief Taylor	19	Justin Phillips	LB	6-0	235	RSO-1L	Pearland, TX/Pearland
24	La'Darren Brown	RB	5-9	174	Fr-HS	Dallas, TX/DeSoto	4	Lenzy Pipkins	CB	6-0	201	RSr-TR	Mansfield, TX/Mansfield/Louisiana-Monroe
1	Calvin Bundage	LB	6-2	193	Fr-HS	Edmond, OK/Santa Fe	83	Philip Redwine-Bryant	WR	6-2	215	RFR-RS	Harker Heights, TX/Academy
12	Nyc Burns	QB	6-5	185	Fr-HS	Tulsa, OK/Berryhill	57	Walker Reed	OL	6-6	300	Fr-HS	Norman, OK/North
20	Darion Burton	LB	6-2	215	RJR-1L	Longview, TX/Longview/SFA/Kilgore	7	Ramon Richards	CB	5-11	185	Jr-2L	San Antonio, TX/Brackenridge
20	Jeff Carr	RB	5-7	180	So-1L	Temple, TX/Temple	67	Shane Richards	OL	6-8	330	Jr-TR	Calgary, Alberta, Canada/New Mexico Military
32	Chris Carson	RB	6-1	215	Sr-1L	Lilburn, GA/Parkview/Butler CC	64	Jesse Robinson	OL	6-5	315	RJR-2L	Bedford, TX/L.D. Bell
87	Logan Carter	CW	6-4	235	Fr-HS	Henrietta, TX/Henrietta	2	Mason Rudolph	QB	6-5	235	Jr-1L	Rock Hill, SC/Northwestern
99	Trey Carter	DE	6-3	285	RSO-Sq	Dallas, TX/Pinkston	77	Victor Salako	OL	6-6	335	RSr-1L	Huntsville, AL/Grissom/UAB
23	Rennie Childs	RB	5-10	208	Sr-3L	Houston, TX/Cypress Ridge	26	Barry J. Sanders	RB	5-10	198	RSr-TR	Oklahoma City, OK/Heritage Hall/Stanford
47	Brian Ciszewski	LB	5-11	220	RSO-Sq	Flower Mound, TX/Marcus	50	Ry Schneider	OL	6-3	310	Fr-HS	Minco, OK/Minco
62	Jacob Clark	OL	6-3	298	Fr-HS	Rogers, AR/Bentonville	81	Jhajuan Seales	WR	6-0	205	RSr-3L	Port Arthur, TX/Memorial
35	Chance Cook	S	6-0	193	Fr-HS	Canadian, TX/Canadian	29	Zach Sinor	P	5-10	215	RSO-1L	Castroville, TX/Medina Valley
14	Taylor Cornelius	QB	6-6	218	RSO-Sq	Bushland, TX/Bushland	61	Kaleb Smith	LS	6-2	260	RJR-1L	Aledo, TX/All Saints Episcopal
53	Jake Cox	OL	6-4	275	Fr-HS	Whitesboro, TX/Whitesboro	42	Zach Smith	LB	6-4	210	Fr-HS	Pleasanton, TX/Pleasanton
60	Zachary Crabtree	OL	6-7	310	RJR-2L	Mansfield, TX/Mansfield	13	Jordan Sterns	S	6-0	200	Sr-3L	Cibolo, TX/Steele
2	Darius Curry	CB	6-1	205	RJR-1L	Flowery Branch, GA/Flowery Branch	80	Dillon Stoner	WR	6-0	176	Fr-HS	Tulsa, OK/Jenks
79	Darion Daniels	DT	6-3	305	So-1L	Dallas, TX/Bishop Dunne	96	Vincent Taylor	DT	6-3	310	RJR-2L	San Antonio, TX/James Madison
97	Eric Davis	DT	6-3	305	RSr-2L	Tyler, TX/John Tyler	8	Terry Tillmon	WR	5-11	165	RFR-HS	Dolton, IL/Al Raby
48	Jake Dyer	LB	6-0	200	Fr-HS	Whitesboro, TX/Whitesboro	12	Kirk Tucker	LB	6-1	200	Jr-2L	Tucker, GA/Tucker
3	Kenneth Edison-McGruder	S	6-0	215	So-1L	Houston, TX/Taylor	86	Zac Veatch	CW	6-3	265	RSr-3L	Broken Arrow, OK/Broken Arrow
62	Tyler Ferguson	DT	6-2	265	RSO-Sq	McKinney, TX/Boyd	63	Sam Walkingstick	LS	5-11	200	RFR-RS	Sallisaw, OK/Sallisaw
31	Tre Flowers	S	6-3	198	RJR-2L	Converse, TX/Judson	82	Cole Walterscheid	DE	6-5	254	RSO-Sq	Muenster, TX/Muenster
85	Jordan Frazier	CW	6-4	265	RSO-Sq	Springfield, MO/Lighthouse Christian	28	James Washington	WR	6-0	205	Jr-2L	Stamford, TX/Stamford
66	Lemaefe Galea'i	OL	6-4	325	RSO-1L	Eules, TX/Trinity	89	Tralund Webber	DE	6-5	250	Jr-TR	Cameron, TX/Yoe/Blinn JC
76	Dylan Galloway	OL	6-5	279	Fr-HS	Dallas, TX/Coppell	27	Winston Westbrook	S	5-10	180	RFR-RS	Houston, TX/Lutheran South
51	Melvin Gilliam	LB	5-8	215	RJR-Sq	Tulsa, OK/Booker T. Washington/UCO	45	Chad Whitener	LB	6-0	248	RJR-1L	Mansfield, TX/Mansfield/California
86	Triston Grant	DE	6-4	240	Fr-HS	Owasso, OK/Owasso	56	Larry Williams	OL	6-4	318	RJR-TR	Wilmington, NC/Laney/ East Carolina/Hutchinson CC
22	A.J. Green	CB	6-1	160	Fr-HS	DeSoto, TX/DeSoto	8	Rodarius Williams	CB	6-0	172	Fr-HS	Shreveport, LA/Calvary Baptist
16	Josh Green	QB	6-2	195	Fr-HS	Boerne, TX/Champion	58	Brett Wilson	OL	6-2	265	RFR-RS	Cashion, OK/Cashion
18	Za'Carrius Green	S	5-11	205	RFR-RS	Duncanville, TX/Duncanville	22	Ja'Ron Wilson	RB	5-10	185	Fr-HS	Eules, TX/Trinity
19	Ben Grogan	K	6-1	190	Sr-3L	Arlington, TX/Martin	72	Johnny Wilson	OL	6-3	305	RFR-RS	Midland, TX/Midland Christian
88	Caleb Hall-Abbott	DL	6-1	240	Fr-HS	Waxahachie, TX/Waxahachie	70	Michael Wilson	OL	6-7	310	Fr-HS	Round Rock, TX/Round Rock
16	Devin Harper	LB	6-1	210	Fr-HS	Knoxville, TN/Karns	74	Michael Wilson	OL	6-6	305	RSr-2L	Aledo, TX/Aledo
25	Madre Harper	CB	6-1	175	Fr-HS	Arlington, TX/Lamar	33	Landon Wolf	WR	5-11	175	Fr-HS	Tulsa, OK/East Central
17	Austin Hays	WR	6-2	195	RSr-3L	San Antonio, TX/Ronald Reagan	11	Keondre Wudtee	QB	6-4	175	Fr-HS	Bossier City, LA/Parkway
28	Kevin Henry	LB	6-0	225	RFR-RS	Baton Rouge, LA/Central							
27	Justice Hill	RB	5-10	171	Fr-HS	Tulsa, OK/Booker T. Washington							
59	Matt Hockett	K/P	6-2	215	RSO-Sq	Norman, OK/Norman							
70	Ben Hughes	DT	6-1	320	RJR-Sq	Waco, TX/University							
40	Luke Hupp	CW	5-10	255	RSO-Sq	Louisburg, KS/Louisburg/Fort Scott CC							
47	Blake Jarwin	CW	6-5	248	RSr-2L	Tuttle, OK/Tuttle							
73	Teven Jenkins	OL	6-6	290	Fr-HS	Topeka, KS/Topeka							
35	Jakeem Johnson	RB	5-9	190	RJR-Sq	Haskell, OK/Coweta/NEO A&M JC							
13	Tyron Johnson	WR	6-1	189	So-TR	New Orleans, LA/Warren Easton/LSU							
24	Malik Kearse	CB	6-0	160	Jr-TR	Miami, FL/Pace/Fort Scott CC							
79	Matt Kegel	OL	6-5	295	Fr-HS	Chaska, MN/Chaska							
75	Marcus Keyes	OL	6-3	300	RFR-RS	Port Allen, LA/Port Allen							
9	John Kolar	QB	6-4	200	RFR-RS	Norman, OK/Norman North							
15	Chris Lacy	WR	6-3	205	Jr-2L	DeSoto, TX/DeSoto							
6	Ashton Lampkin	CB	6-0	190	RSr-3L	Fort Worth, TX/Dunbar							
95	Vili Leveni	DT	6-4	290	RJR-1L	Hurst, TX/L.D. Bell							
41	James Lewis	LB	6-0	205	Fr-HS	Tulsa, OK/Memorial							
71	Brad Lundblade	OL	6-3	300	Jr-2L	Argyle, TX/Liberty Christian							
50	Josh Mabin	LB	6-1	240	RSO-Sq	Houston, TX/Klein Oak							
69	Kevin Mahon	K	6-0	196	Jr-TR	Arlington, TX/Martin/Tarrant County CC							
90	Motekiai Maile	DT	6-3	315	Sr-1L	Eules, TX/Pittsburg HS/Tyler JC							
1	Jalen McCleskey	WR	5-10	170	So-1L	Covington, LA/St. Paul's							
25	Cole McKnight	WR	5-11	185	RJR-Sq	Cushing, OK/Cushing							
84	Dayton Metcalf	CW	6-4	210	Fr-HS	Hooker, OK/Hooker							
42	Keegan Metcalf	FB	5-10	230	RSr-1L	Elk City, OK/Elk City/Oklahoma Baptist							
36	Derrick Moncrief	S	6-2	220	RSr-TR	Prattville, AL/Prattville/ Mississippi Gulf Coast CC/Auburn							
52	Tanner Morgan	LS	6-1	235	Fr-HS	Ankeny, IA/Centennial							

## PRONUNCIATIONS

9	Gyasi Akem	JAH-see AH-kem	78	Matthew Mucha	MOO-ha
3	Marcell Ateman	EIGHT-man	88	Obi Obialo	OH-bee OH-bee-AH-lo
40	Devante Averette	de-VAHN-tay AY-ver-ett	11	Amen Ogbongbemiga	AY-men
98	Taaj Bakari	TAWJH buh-KAR-ee			AWG-bong-beh-MEE-guh
14	Bryce Balous	(rhymes with "malice")	93	Jarrell Owens	juh-RELL
13	Nyc Burns	nick	46	Reshawn Parker	ruh-SHAWN
47	Brian Ciszewski	sis-ZOO-skee	51	Brandon Pertile	PURR-tile
31	Tre Flowers	TRAY	7	Ramon Richards	ruh-MOAN
66	Lemaefe Galea'i	lem-AH-eh-feh	77	Victor Salako	suh-LAY-koh
		naw-LAY-eye	81	Jhajuan Seales	juh-WAHN seals
18	Za'Carrius Green	zuh-CARE-ee-us	29	Zach Sinor	SIGH-ner
25	Madre Harper	muh-DRAY	82	Cole Walterscheid	walter-SHIED
73	Teven Jenkins	(like Tevin)			(not walter-SHEED)
24	Malik Kearse	muh-LEEK curse	89	Tralund Webber	TRAY-luhnd
79	Matt Kegel	KAY-gull	45	Chad Whitener	WHITE-ner
9	John Kolar	KOE-larr	8	Rodarius Williams	roh-DARE-ee-us
95	Vili Leveni	VILL-ee luh-VEN-ee	11	Keondre Wudtee	kee-AWN-dray
50	Josh Mabin	MAY-bin			WOOD-tee
90	Motekiai Maile	moe-TAY-key-I my-LAY			
5	Jerel Morrow	juh-RELL			



# GAME NOTES

## CFP RANKINGS, WEEK 10

RK	TEAM	RECORD	TREND
1	Alabama	8-0	NR
2	Clemson	8-0	NR
3	Michigan	8-0	NR
4	Texas A&M	7-1	NR
5	Washington	8-0	NR
6	Ohio State	7-1	NR
7	Louisville	7-1	NR
8	Wisconsin	6-2	NR
9	Auburn	6-2	NR
10	Nebraska	7-1	NR
11	Florida	6-1	NR
12	Penn State	6-2	NR
13	LSU	5-2	NR
14	Oklahoma	6-2	NR
15	Colorado	6-2	NR
16	Utah	7-2	NR
17	Baylor	6-1	NR
18	Oklahoma State	6-2	NR
19	Virginia Tech	6-2	NR
20	West Virginia	6-1	NR
21	North Carolina	6-2	NR
22	Florida State	5-3	NR
23	Western Michigan	8-0	NR
24	Boise State	7-1	NR
25	Washington State	6-2	NR

## ASSOCIATED PRESS POLL, WEEK 11

RK	TEAM	RECORD	PTS
1	Alabama(60)	9-0	1524
2	Michigan(1)	9-0	1432
3	Clemson	9-0	1408
4	Washington	9-0	1364
5	Louisville	8-1	1255
6	Ohio State	8-1	1245
7	Wisconsin	7-2	1159
8	Auburn	7-2	1081
9	Oklahoma	7-2	996
10	Texas A&M	7-2	820
11	West Virginia	7-1	805
12	Penn State	7-2	752
13	Utah	7-2	686
14	Western Michigan	9-0	583
15	North Carolina	7-2	559
16	Colorado	7-2	550
17	Oklahoma State	7-2	516
18	Virginia Tech	7-2	479
19	LSU	5-3	454
20	Florida State	6-3	450
21	Nebraska	7-2	434
22	Florida	6-2	390
23	Washington State	7-2	305
24	Boise State	8-1	226
25	Baylor	6-2	90

Others receiving votes: USC 76, Arkansas 74, San Diego State 38, Troy 28, Houston 25, Tennessee 9, Tulsa 3, South Florida 3, Minnesota 2, Navy 2, Wyoming 2

## AMWAY COACHES POLL, WEEK 11

RK	TEAM	RECORD	PTS
1	Alabama(62)	9-0	1598
2	Clemson(2)	9-0	1497
3	Michigan	9-0	1493
4	Washington	9-0	1422
5	Ohio State	8-1	1316
6	Louisville	8-1	1307
7	Wisconsin	7-2	1191
8	Auburn	7-2	1075
9	Oklahoma	7-2	1068
10	West Virginia	7-1	877
11	Texas A&M	7-2	801
12	Utah	7-2	788
13	North Carolina	7-2	695
14	Penn State	7-2	667
15	Colorado	7-2	627
16	Florida	6-2	486
17	Oklahoma State	7-2	483
18	Florida State	6-3	482
19	LSU	5-3	479
20	Nebraska	7-2	476
21	Western Michigan	9-0	467
22	Virginia Tech	7-2	466
23	Washington State	7-2	331
24	Boise State	8-1	211
25	Baylor	6-2	161

Others receiving votes: USC 79, San Diego State 58, Arkansas 53, Houston 49, South Florida 28, Wyoming 20, Navy 12, Tennessee 12, Tulsa 9, Troy 6, Appalachian State 5, Minnesota 2, Stanford 2, Louisiana Tech 1

## Game Notes

### THE BASICS

The Oklahoma State football team (7-2 overall; 5-1 Big 12) hosts Texas Tech (4-5 overall; 2-4 Big 12) at 2:30 p.m. Saturday in Boone Pickens Stadium.

### ON THE AIR

The game will be televised by FS1 with Tim Brando and Spencer Tillman on the call. The contest will also be carried live on the Cowboy Radio Network, with Dave Hunziker handling play-by-play, John Holcomb providing analysis and Robert Allen reporting from the sideline. Fans outside of the Cowboy Radio Network can listen to the OSU broadcast free of charge through TuneIn Radio or the TuneIn Radio app.

### TICKET INFORMATION

Tickets are available for Saturday's game starting at \$90. Fans can purchase tickets by visiting [okstate.com/tickets](http://okstate.com/tickets), by contacting the Oklahoma State ticket office at 877-ALL-4-OSU or by emailing [tickets@okstate.edu](mailto:tickets@okstate.edu). On Twitter, the Oklahoma State ticket office is @OSUFanEx.

### MILITARY APPRECIATION DAY

Oklahoma State will honor those who have served our country throughout the game and will also celebrate the 100th year of ROTC.

### SENIOR DAY

With this being the final home game of the season, Oklahoma State will honor 21 of its players in a ceremony prior to the game. The honorees:

- **Devante Averette** - Juco transfer who has developed into one of OSU's leading tacklers this season.
- **Jordan Burton** - Juco safety who transitioned to linebacker at OSU and earned All-Big 12 honors in 2015.
- **Chris Carson** - Juco transfer who was the team's leading rusher in 2015.
- **Rennie Childs** - Has nearly 1,000 rushing yards and 13 touchdowns in his career.
- **Eric Davis** - Has seen game action in all four seasons at OSU. On track to graduate in December.
- **Ben Grogan** - OSU's career scoring leader and one of the nation's active scoring leaders.
- **Austin Hays** - Regular contributor in each of his four seasons in Stillwater. On track to graduate in December.
- **Blake Jarwin** - One-time walk-on who worked his way into becoming a starter and a legitimate NFL prospect.
- **Ashton Lampkin** - First-team Academic All-Big 12 honoree who has been an impactful player throughout his career.
- **Motekiai Maile** - Juco transfer who is a powerful and effective run-stopper in the middle of the OSU defensive line.
- **Keegan Metcalf** - One-time walk-on who earned a scholarship. Toughness made him a contributor on special teams.
- **Derrick Moncrief** - Transferred to OSU from Auburn and has contributed on special teams and on defense.
- **Grant Newell** - Juco transfer who is a valued member of the scout team.
- **Lenzy Pipkins** - Fifth-year graduate transfer who didn't start playing football until his senior year of high school.
- **Victor Salako** - Transferred to OSU after UAB disbanded its program and started every game of his Cowboy career.
- **Barry J. Sanders** - Fifth-year graduate transfer who helped Stanford to three Pac-12 titles and three Rose Bowl trips.
- **Jhajuan Seales** - One of the fastest players on the roster. Has more than 1,500 career receiving yards.
- **Kaleb Smith** - Long snapper who is not a senior, but is graduating and ending his football career.
- **Jordan Sterns** - Perhaps the Big 12's best safety. A team leader, both on and off the field.
- **Zac Veatch** - One of the toughest players on the team. One-time starter at OL caught a TD pass earlier this season.
- **Michael Wilson** - Versatile performer who started at every O-Line position except center during his OSU career.

## WEEKLY MEDIA CALENDAR

6 Sunday	7 Monday	8 Tuesday	9 Wednesday	10 Thursday	11 Friday	12 Saturday
No availability	10:20 a.m. CT Mike Gundy on Big 12 Coaches Teleconference	6 p.m. CT Mike Gundy Radio Show - Cowboy Radio Network	5 p.m. CT Cowboy Foot- ball Roundup TV Show Airs on Fox Sports Oklahoma	No availability	No availability	Texas Tech at Oklahoma State



# OSU GAME NOTES

## IN THE RANKINGS

Oklahoma State is ranked No. 17 in both the Associated Press poll and the Amway Coaches Poll. Texas Tech is not ranked by either organization.

It is the 80th time in the Cowboys' last 111 games that OSU has been ranked by the Associated Press entering a game. The Cowboys have been included in each of the last eight sets of CFP rankings, dating back to 2015.

## OKLAHOMA STATE FROM A DISTANCE

Oklahoma State enters Saturday's game riding a five-game Big 12 win streak and leads the league with a turnover margin of +0.89. The Cowboys have forced more turnovers than any Big 12 team. Some of the basics on OSU:

### Offense

- In quarterback Mason Rudolph and receiver James Washington, Oklahoma State has one of the most dangerous pass-combinations in the nation. True freshman running back Justice Hill has emerged as perhaps the best and most impactful newcomer in the Big 12 this season. While receiver Jalen McCleskey isn't discussed as much as Washington, he leads the team with 57 receptions and has three 100-yard games to his credit this season.

### Defense

- Forcing turnovers has been at the center of OSU's success. Through nine games, the Cowboys have forced 20 turnovers (2.2 per game) and have taken two of those back for defensive touchdowns. 13 different OSU players have been directly involved in a turnover, either by intercepting a pass or by recovering a fumble this season.
- Of the Cowboys' 24 sacks this season, 20.5 have come from defensive linemen, led by Vincent Taylor's 5.5.

### Special Teams

- Special teams have been a strong point for the Cowboys this year. The Pokes have blocked five kicks, have a net punting average of 40.3 yards, are averaging 12.1 yards per punt return and are limiting opponents to 18.5 yards per kickoff return.
- Punter Zach Sinor is performing at a very high level. Sinor has punted 40 times for an average of 43.0 yards per punt. Of his 40 punts, 24 have been downed inside the opponent's 20-yard line with only one resulting in a touchback. Sinor has 11 punts of 50 yards or more.

Looking beyond just this season, turnovers and non-offensive touchdowns rank among Oklahoma State's signature traits this decade. In fact, the Cowboys rank second in the nation with 39 non-offensive touchdowns since 2010 and are third in America with 192 turnovers forced since 2010. Only Houston and Oregon have forced more during that time span.

An explosive aerial attack has also been at the core of Oklahoma State's identity this decade, with the Cowboys ranking in the top 10 nationally in passing yards per game four times since 2010.

On special teams, the Cowboys have a recent tradition of blocking kicks, as OSU has blocked 18 kicks since the start of the 2013 season to lead the FBS during that time span. The Cowboys lead the nation with five blocked kicks this season.

## TEXAS TECH FROM A DISTANCE

Piling up passing yards and scoring points is at the core of Texas Tech's identity, as the Red Raiders lead the nation with 485.8 passing yards per game and rank fourth nationally with 46.2 points per game. The ability to convert third downs has played a significant part in TTU's offensive success, as the Red Raiders have converted on an FBS-leading 55.1 percent of their third-down attempts.

As dynamic as TTU's offense is (6.7 average yards per play), the Red Raider defense has allowed an identical total of 6.7 yards per play to their nine opponents this season. TTU has allowed 41.8 points and 533.9 yards of total offense per game this season.

## AN OKLAHOMA STATE WIN WOULD...

- Extend the Cowboys' current Big 12 winning streak to six games. Only three times before has OSU won six or more Big 12 games in a row. The Cowboys won seven in a row in 2011 and again in 2013, and won eight in a row from the end of 2014 through 2015.
- Mark the eighth time in the last nine seasons that Mike Gundy has led the Cowboys to at least eight victories.
- Mark the Cowboys' eighth straight win over Texas Tech, dating back to 2008.
- Mark the Cowboys' seventh straight win over the Red Raiders in Stillwater, dating back to 2001.
- Move the Cowboys to 10-2 vs. Texas Tech during the Mike Gundy era (2005-present).
- Improve the Cowboys to 6-1 in Big 12 play this season, marking the sixth time in the last eight seasons that the Cowboys have won at least six conference games.
- Bring the Cowboys' final home record to 6-1 this season, matching 2008, 2009, 2011 and 2012 for the season-high for home victories during the Mike Gundy era.
- Improve the Cowboys to 52-6 in their last 58 games against unranked opponents, dating back to 2010.
- Improve the Cowboys to 44-17 in Big 12 Conference games since 2010. At 46-13, only Oklahoma has a better Big 12 record than OSU this decade.



## LAST MEETING

Oct. 31, 2015 | Lubbock, Texas  
Attendance: 54,872 | TV: ESPN

OKLAHOMA STATE 12/10	70
TEXAS TECH	53

Captains: James Washington, Zach Crabtree, Seth Jacobs, Jalen McCleskey

Score by Quarters	1	2	3	4	Score
Oklahoma State	14	14	14	28	70
Texas Tech	24	14	0	15	53

### Scoring Summary

1st	14:14	TTU	Stockton 42 yd pass from Mahomes (Hatfield, kick)	3-75 0:46, OSU 0 - TTU 7
	09:34	TTU	Stockton 3 yd pass from Mahomes (Hatfield kick)	4-97 1:33, OSU 0 - TTU 14
	06:21	TTU	Hatfield, C. 42 yd field goal	6-14 2:11, OSU 0 - TTU 17
	04:25	OSU	Jarwin 19 yd pass from Hays, Austin (Grogan kick)	8-75 1:56, OSU 7 - TTU 17
	04:13	TTU	Grant, Jakeem 100 yd kickoff return (Hatfield, C. kick)	OSU 7 - TTU 24
	00:42	OSU	Hays 12 yd pass from Rudolph (Grogan kick)	9-82 3:31, OSU 14 - TTU 24
2nd	11:35	TTU	Grant, J. 12 yd pass from Mahomes, P. (Hatfield kick)	11-65 4:07, OSU 14 - TTU 31
	08:14	OSU	Taylor, Raymond 4 yd run (Grogan, Ben kick)	8-67 3:21, OSU 21 - TTU 31
	03:37	OSU	Shepard 31 yd pass from Rudolph (Grogan kick)	7-64 2:51, OSU 28 - TTU 31
	00:46	TTU	Mahomes, P. 1 yd run (Hatfield, C. kick)	8-62 2:51, OSU 28 - TTU 38
3rd	08:51	OSU	McCleskey, Jalen 67 yd punt return (Grogan kick)	OSU 35 - TTU 38
	01:49	OSU	Taylor, Raymond 28 yd run (Grogan, Ben kick)	6-66 2:17, OSU 42 - TTU 38
4th	12:40	TTU	Sadler 20 yd pass from Mahomes, P. (Hatfield kick)	12-75 4:09, OSU 42 - TTU 45
	12:04	OSU	Walsh, J.W. 1 yd run (Grogan, Ben kick)	2-65 0:36, OSU 49 - TTU 45
	09:23	OSU	Washington 75 yd pass from Walsh (Grogan kick)	3-93 1:08, OSU 56 - TTU 45
	04:48	TTU	Washington, De. 4 yd run (Giles pass from Mahomes)	12-75 4:35, OSU 56 - TTU 53
	03:50	OSU	Washington 73 yd pass from Walsh (Grogan kick)	2-75 0:58, OSU 63 - TTU 53
	00:06	OSU	Richards, Ramon 59 yd INT return (Grogan, Ben)	OSU 70 - TTU 53

	OSU	TTU
FIRST DOWNS	29	32
RUSHES-YARDS (NET)	36-184	39-162
PASSING YDS (NET)	478	480
Passes Att-Comp-Int	43-27-1	55-38-2
TOTAL OFFENSE PLAYS-YARDS	79-662	94-642
Fumble Returns-Yards	0-0	0-0
Punt Returns-Yards	1-67	1-13
Kickoff Returns-Yards	3-63	7-177
Interception Returns-Yards	2-67	1-3
Punts (Number-Avg)	5-40.2	3-40.3
Fumbles-Lost	3-0	2-1
Penalties-Yards	7-65	7-66
Possession Time	27:36	32:24
Third-Down Conversions	7 of 14	10 of 17
Fourth-Down Conversions	1 of 1	1 of 3
Red-Zone Scores-Chances	4-4	5-5
Sacks By: Number-Yards	2-8	2-14

**RUSHING:** Oklahoma State-Walsh, J.W. 8-80; Taylor, Raymond 5-58; Carson, Chris 7-26; Carr, Jeff 2-15; Childs, Rennie 4-13; Rudolph, Mason 8-minus 1; TEAM 2-minus 7. Texas Tech-Washington, De. 22-95; Mahomes, P. 11-46; Stockton, J. 3-17; Barden, Michael 2-5; Grant, Jakeem 1-minus 1.

**PASSING:** Oklahoma State-Rudolph, Mason 21-35-1-285; Walsh, J.W. 4-5-0-167; TEAM 0-1-0-0; Hays, Austin 1-1-0-19; Carson, Chris 1-1-0-7. Texas Tech-Mahomes, P. 38-55-2-480.

**RECEIVING:** Oklahoma State-McCleskey, Jalen 5-9; Washington, James 4-200; Glidden, David 4-80; Ateman, Marcell 3-31; Hays, Austin 3-30; Shepard, Brandon 2-54; Carson, Chris 2-26; Lacy, Chris 2-22; Jarwin, Blake 1-19; Rudolph, Mason 1-7. Texas Tech-Grant, Jakeem 13-178; Sadler, Ian 8-122; Lauderdale, D. 4-49; Stockton, J. 3-48; Austin, Zach 3-27; Batsou, Cameron 3-18; Washington, De. 2-16; Davis, Reginald 1-14; Clark, Le'Raven 1-8.

**INTERCEPTIONS:** Oklahoma State-Richards, Ramon 1-59; Hunter, Michael 1-8. Texas Tech-Allen, Dakota 1-3.

**FUMBLES:** Oklahoma State-Hays, Austin 1-0; Walsh, J.W. 1-0; Rudolph, Mason 1-0. Texas Tech-Barden, Michael 1-0; Mahomes, P. 1-1.



## GAME NOTES

### 2016 HONORS & RECOGNITION

#### MIKE GUNDY

- Bobby Dodd Coach of the Year Trophy watch list

#### 28 JAMES WASHINGTON - WR

- Midseason All-America (ESPN.com)
- Top 50 Player in College Football (ESPN.com)
- Midseason First-Team All-Big 12 (ESPN.com)
- Walter Camp National Offensive Player of the Week, 9/18
- Earl Campbell Tyler Rose Player of the Week, 9/19
- Big 12 Offensive Player of the Week, 9/19
- CFPA National Performer of the Week, 9/18
- Biletnikoff Award watch list
- Maxwell Award watch list
- Earl Campbell Tyler Rose Award watch list

#### 2 MASON RUDOLPH - QB

- Davey O'Brien Award "Great Eight", 9/19
- Davey O'Brien Award "Great Eight", 10/3
- Davey O'Brien Award "Great Eight", 10/31
- Manning Award Star of the Week, 9/19
- Manning Award Star of the Week, 10/3
- Manning Award Star of the Week, 10/31
- Manning Award Star of the Week, 11/7
- Maxwell Award watch list
- Manning Award watch list
- Davey O'Brien Award watch list
- Johnny Unitas Golden Arm Award Semifinalist
- Lombardi Award watch list
- Wuerffel Trophy nominee

#### 13 JORDAN STERNS - SS

- Midseason First-Team All-Big 12 (ESPN.com)
- Jim Thorpe Award watch list
- Bronko Nagurski Trophy watch list
- Chuck Bednarik Award watch list

#### 96 VINCENT TAYLOR - DL

- Midseason First-Team All-Big 12 (ESPN.com)
- Big 12 Defensive Player of the Week, 10/31
- Outland Trophy watch list

#### 27 JUSTICE HILL - RB

- Big 12 Newcomer of the Week, 9/26
- Big 12 Newcomer of the Week, 10/3
- Big 12 Newcomer of the Week, 10/24

#### 29 ZACH SINOR - P

- Big 12 Special Teams Player of the Week, 9/19
- Big 12 Special Teams Player of the Week, 10/31
- Ray Guy Award Candidate List

#### 19 BEN GROGAN - PK

- Big 12 Special Teams Player of the Week, 10/24
- Lou Groza Award watch list

#### 1 JALEN MCCLESKEY - WR

- Paul Hornung Award watch list

#### 71 BRAD LUNDBLADE

- Rimington Trophy watch list

#### 3 MARCELL ATEMAN - WR

- Biletnikoff Award watch list

#### 47 BLAKE JARWIN - CW

- Mackey Award watch list

### NOTABLE STREAKS AND TRENDS ENTERING THE TEXAS TECH GAME

- Oklahoma State has won seven straight over Texas Tech, dating back to 2008.
- Oklahoma State hasn't lost to Texas Tech in Stillwater since 2001.
- Oklahoma State is undefeated in its last five Big 12 games.
- Oklahoma State is 10-1 in its last 11 games decided by less than 10 points.
- Oklahoma State has trailed at some point in each of its last six wins.
- Oklahoma State has won 19 of its last 24 games overall, dating back to the end of the 2014 season.
- Oklahoma State has won five of its six home games this season.
- Oklahoma State has scored at least 20 points in each of its last 25 games - the second-longest active streak in the nation, trailing only Oregon's streak of 39 straight.
- Oklahoma State is outscoring its opponents by a 102-56 margin in the first quarter of games this season.
- Oklahoma State is outscoring its opponents by an 81-37 margin in the fourth quarter of games this season.
- OSU's defense has forced 10 turnovers in the last four games.
- Oklahoma State's defense has forced at least one turnover in 19 of the last 20 games.
- Oklahoma State holds a 48-14 advantage in points off turnovers in the last four games.
- Receiver James Washington averages 37.4 yards per reception in his career against Texas Tech and has six career touchdown receptions against the Red Raiders - more than any other Cowboy in history.
- Cornerback Ramon Richards has three career interceptions against TTU - more than any other Cowboy in history.
- Dating back to 2005, the Cowboys have won 28 of their last 29 games when not committing a turnover.
- Dating back to the 2008 season, the Cowboys have won 49 of their last 53 games when winning the turnover battle.
- Quarterback Mason Rudolph has thrown 34 touchdown passes against just six interceptions in his last 15 games, dating back to the 2015 season.
- Quarterback Mason Rudolph has thrown just four interceptions in 329 pass attempts this season.
- According to ESPN Stats and Info, quarterback Mason Rudolph has posted a QBR of 90.3 and 87.8 in his last two games, against West Virginia and Kansas State, respectively.
- Receiver James Washington has at least one catch in each of his last 28 games.
- Running back Justice Hill has rushed for at least 100 yards in three of the last six games. The only other Cowboy true freshmen to rush for 100 yards or more three times in a season are Thurman Thomas (three times in 1984) and Andre Richardson (three times in 1994).

#### 2016 BIG 12 BOWL TIE-INS

CFP Semifinals (Peach or Fiesta)	Dec. 31
Sugar Bowl	Jan. 2
Cotton Bowl*	Jan. 2
Alamo Bowl	Dec. 29
Russell Athletic Bowl	Dec. 28
Texas Bowl	Dec. 28
Liberty Bowl	Dec. 30
Cactus Bowl	Dec. 27
Armed Forces Bowl	Dec. 23

\* The Cotton Bowl can take a Big 12 team as an at-large selection

### THE SERIES

Despite Oklahoma State winning each of its last seven and eight of its last nine meetings with Texas Tech, the Red Raiders still hold a 21-19-3 all-time series lead over the Cowboys. The Cowboys' current seven-game winning streak is the longest for either team in the series. OSU owns an 11-8 advantage in Stillwater and has won six straight over the Red Raiders in Boone Pickens Stadium. The last time Texas Tech tasted victory in Stillwater was 2001. Mike Gundy is 9-2 all-time vs. Texas Tech and 5-0 in Stillwater, while fourth-year Red Raider coach Kliff Kingsbury is 0-3 against the Cowboys.

### HIGH-POWERED HISTORY

If recent history is any indicator, expect fireworks when Oklahoma State and Texas Tech clash. At least 72 points have been scored in seven of the last eight meetings between the Cowboys and Red Raiders, including a 123-point eruption in Lubbock last season. Some notable matchups between the two:

#### 1988 - Oklahoma State 45, Texas Tech 42 (game played in Tokyo, Japan)

Just nine hours after being announced as the winner of the Heisman Trophy, Barry Sanders carried 42 times for 257 yards and four touchdowns and added four catches for 79 yards in lifting the Cowboys to victory. From the 6:32 mark of the second quarter through the 7:43 mark of the game, Oklahoma State and Texas Tech combined to score on 11 of 12 possessions. The two teams finished with a combined 1,194 yards of offense.

#### 2003 in Stillwater - Oklahoma State 51, Texas Tech 49

Oklahoma State held a 48-21 lead entering the fourth quarter, but Texas Tech stormed back to cut the lead to 51-49 after a B.J. Symons-to-Wes Welker touchdown pass with 3:51 left. The Cowboys failed on a fake punt attempt on the ensuing drive to give the Red Raiders the ball on their own 35 yard line with 2:08 to play and a very real chance to take the lead. However, OSU defensive end Greg Richmond pressured Symons into an ill-timed pass that was intercepted by Jon Holland to lock up the Cowboy victory. The two teams combined for 1,334 yards of offense (673 for OSU and 661 for TTU) and 67 first downs. The game took four hours and 20 minutes.

#### 2005 in Stillwater - Oklahoma State 24, No. 13 Texas Tech 17

In the only Big 12 win for Mike Gundy during his first season as head coach, the Cowboys, riding a five-game losing streak entering the game, improbably scored a win over 13th-ranked Texas Tech. OSU held the high-powered Red Raiders scoreless in the first half and without a touchdown until the fourth quarter. Still, the game was tied at 17 when the Cowboys took possession on their own 20 yard line with 6:43 to play. Behind its running game, OSU chewed up all but the game's final 23 seconds before quarterback Al Peña plunged in for the game-winning touchdown.

# GAME NOTES

## 2006 in Lubbock - Texas Tech 30, Oklahoma State 24

The game wasn't decided until Bobby Reid's pass attempt to D'Juan Woods from 17 yards out fell incomplete in the end zone on the final play of the game. OSU raced to a 17-0 lead midway through the second quarter, but the Red Raiders rattled off 27 unanswered points of their own to take a 27-17 lead into the final stanza. Reid connected with Adarius Bowman for a 34-yard touchdown pass with 12:03 left to set the stage for a tense fourth quarter. The Red Raiders were able to keep the high-powered Cowboys off the scoreboard down the stretch to seal their win.

## 2007 in Stillwater - Oklahoma State 49, Texas Tech 45

After both teams' offenses ran amok throughout the contest, it was a defensive play - specifically a tipped pass by OSU safety Ricky Price in the end zone - that kept Texas Tech quarterback Graham Harrell from connecting with receiver Michael Crabtree on what would have the go-ahead score with just 19 seconds remaining. The game featured six ties and five lead changes. The two offenses combined for 1,328 yards of total offense, with Harrell passing for 646 yards and the Cowboys rushing for 378.

## 2013 in Lubbock - Oklahoma State 52, Texas Tech 34

Oklahoma State raced out to a 21-0 lead to start its game at No. 15 Texas Tech and never surrendered its advantage in claiming a 52-34 win over the Red Raiders in front of a record crowd at Jones AT&T Stadium in Lubbock. The Cowboys rushed for 281 yards and five touchdowns, forced three Texas Tech turnovers, blocked a punt and returned a punt to the Red Raider 11 yard line to position themselves for success. However, perhaps the biggest deciding factor was red zone execution, as the Cowboys were six of six in the red zone with six touchdowns, while TTU was able to muster only two touchdowns and two field goals in its seven red zone trips.

## 2015 in Lubbock - Oklahoma State 70, Texas Tech 53

Texas Tech held a 31-14 lead early in the second quarter, but OSU continually chipped away and outscored the Red Raiders by a 42-15 margin in the second half to claim victory in the highest-scoring game in the history of the series. The two teams combined for 1,304 yards of offense in the game, but the OSU defense stepped to the fore in the second half, holding Texas Tech scoreless on eight of its 10 possessions, including two interceptions, a fumble recovery and two turnovers on downs.

## CONNECTIONS

- ▶ Oklahoma State head coach Mike Gundy and Texas Tech coach Kliff Kingsbury are two of only 18 active head coaches at their alma mater.
- ▶ Oklahoma State cornerbacks coach Tim Duffie was a two-year starter and a four-year letterman as a player under Spike Dykes at Texas Tech from 1996-99.
- ▶ Oklahoma State linebacker Jordan Burton and Texas Tech Broderick Washington both hail from Longview (TX) HS.
- ▶ Oklahoma State safety Jordan Sterns attended Cibola (TX) Steele HS, which also produced Texas Tech running back Justin Stockton and offensive lineman Terence Steele.
- ▶ Oklahoma State running back Chris Carson and Texas Tech defensive lineman Mychealon Thomas both played at Butler CC.
- ▶ Oklahoma State defensive tackle Darrion Daniels and Texas Tech defensive back Peyton Hendrix were teammates at Bishop Dunne HS in Dallas.
- ▶ Oklahoma State receiver Austin Hays came from the same Ronald Reagan HS program in San Antonio that produced Texas Tech deep snapper Kyle Heffron.
- ▶ OSU receiver James Washington hails from Stamford, Texas, which is two hours and 15 minutes east of Lubbock.
- ▶ Texas Tech receiver Cameron Batson hails from Oklahoma City.

## 2016 BIG 12 TIEBREAK PROCEDURES

The following procedure will determine the Conference Champion. The tiebreaker will also be used to break other ties as necessary. For the avoidance of doubt, only Conference records will be used throughout the process:

- a) If two teams are tied, the winner of the game between the two tied teams shall be the champion.
- b) If three or more teams are tied, steps 1 through 4 will be followed until a determination is made. Once a team has been eliminated from a multi-team comparison, it is dropped from further comparisons. If only two teams remain tied after any step, the winner of the game between the two tied teams shall be the Champion.
  1. The conference records of the three or more teams will be compared against each other.
  2. The conference records of the three or more teams will be compared against the next highest placed team(s) in the conference (4, 5 and 6....).
    - a. When comparing against the next highest placed teams, a two-way tie among the next highest placed teams will be broken by head-to-head before the comparison begins.
    - b. If more than a two-way tie exists among the next highest placed teams, record against the collective tied teams as a group will be used.
  3. Scoring differential among the tied teams. The team with the lowest difference between points scored and points allowed in games vs. the tied teams are eliminated from consideration.
  4. Draw (In the event steps 1-3 cannot break a multi-team tie the champion will be determined by draw at the Conference office.

## STATE OF THE PROGRAM



The list of Oklahoma State products now in the NFL includes four Pro Bowlers - kicker Dan Bailey of the Dallas Cowboys, receiver Dez Bryant of the Dallas Cowboys, offensive lineman Russell Okung of the Denver Broncos and defensive end Antonio Smith of the Houston Texans. Also notable is one of the most prolific pass-catching tight ends in the NFL, Brandon Pettigrew of the Detroit Lions.

The complete list:

Player	Team	Position
Dan Bailey	Dallas Cowboys	K
Jimmy Bean (PS)	Oakland Raiders	DE
Justin Blackmon	Jacksonville Jaguars	WR
Dez Bryant	Dallas Cowboys	WR
Perrish Cox	Tennessee Titans	CB
Shamiel Gary (PS)	Minnesota Vikings	S
Justin Gilbert	Pittsburgh Steelers	CB
Michael Hunter	New York Giants	CB
Emmanuel Ogbah	Cleveland Browns	LB
Russell Okung	Denver Broncos	OL
Brandon Pettigrew	Detroit Lions	TE
Ryan Robinson	Seattle Seahawks	DE
Antonio Smith	Houston Texans	DE
Lane Taylor	Green Bay Packers	OL
Brandon Weeden	Houston Texans	QB

## PS - Practice Squad

Since Mike Gundy took over as head coach in 2005, Oklahoma State has produced 19 NFL draft picks. The list:

## OSU'S DRAFT PICKS UNDER MIKE GUNDY

Year	Rd.	Pick	Player	Pos.	Team
2005	2	56	Darrent Williams	CB	Denver Broncos
2005	3	73	Vernand Morency	RB	Houston Texans
2005	7	249	Billy Bajema	TE	San Francisco 49ers
2006	6	199	Charlie Johnson	T	Indianapolis Colts
2007	4	132	Ryan McBean	DE	Pittsburgh Steelers
2007	6	209	Corey Hilliard	OT	New England Patriots
2009	1	20	Brandon Pettigrew	TE	Detroit Lions
2010	1	6	Russell Okung	OL	Seattle Seahawks
2010	1	24	Dez Bryant	WR	Dallas Cowboys
2010	5	137	Perrish Cox	DB	Denver Broncos
2010	7	250	Zac Robinson	QB	New England Patriots
2011	4	115	Kendall Hunter	RB	San Francisco 49ers
2012	1	5	Justin Blackmon	WR	Jacksonville Jaguars
2012	1	22	Brandon Weeden	QB	Cleveland Browns
2012	6	190	Markelle Martin	S	Tennessee Titans
2013	5	151	Joseph Randle	RB	Dallas Cowboys
2014	1	8	Justin Gilbert	CB	Cleveland Browns
2015	7	252	Josh Furman	DB	Denver Broncos
2016	2	32	Emmanuel Ogbah	DE	Cleveland Browns



# GAME NOTES

## STATE OF THE PROGRAM

### FIRST-ROUND PICKS, 2009-16 (BIG 12)

1. Oklahoma State	6
Baylor	6
3. Oklahoma	5
4. Texas	4
West Virginia	4
6. TCU	3
7. Kansas State	1
Texas Tech	1
9. Iowa State and Kansas	0

### FIRST-ROUND PICKS, 2009-16 (NATIONAL)

1. Alabama	18
2. Florida	12
3. Florida State	10
Ohio State	10
5. Texas A&M	8
USC	8
7. Georgia	7
LSU	7
Missouri	7
10. Oklahoma State	6
Baylor	6
Clemson	6
Louisville	6
North Carolina	6
Notre Dame	6
16. California	5
Mississippi	5
Oklahoma	5
Oregon	5
Tennessee	5
Washington	5
Wisconsin	5

### MOST 10-WIN SEASONS SINCE 2010

1. Alabama	6
2. Florida State	5
Michigan State	5
Ohio State	5
Oklahoma	5
Oregon	5
Stanford	5
8. Oklahoma State	4
Baylor	4
Boise State	4
Clemson	4
Georgia	4
LSU	4
TCU	4
Wisconsin	4

### RECORD IN BIG 12 GAMES SINCE 2010

1. Oklahoma	46-13	.780
2. Oklahoma State	42-17	.712
3. Baylor	39-18	.684
4. Kansas State	35-23	.603
5. TCU*	24-18	.571
6. Texas	29-29	.500
7. West Virginia*	19-21	.475
8. Texas Tech	21-38	.356
9. Iowa State	13-46	.220
10. Kansas	3-56	.051

\*TCU and West Virginia didn't join the Big 12 until 2012.

## Team and Player Notes

### WIN INDICATORS

There are many things that go into whether a team wins a game, but a long-term look at the trends during Mike Gundy's tenure at Oklahoma State shows that winning the turnover battle and winning the run game are two of the easiest ways to predict an OSU victory.

Since 2005, when the Cowboys win the turnover battle, they are 59-7 (89.4 pct.) They are 27-1 (96.4 pct.) in games when they commit zero turnovers. OSU is 73-20 under Gundy when outrushing the opponent (78.5 pct.) and is 32-5 when holding the opponent under 100 yards on the ground (86.5 pct.).

History also shows that OSU is tough to beat when it takes a lead into halftime, as the Cowboys are 79-7 when leading at intermission under Gundy (91.9 pct.).

### WEEK 10 TALKING POINTS - OFFENSE

- The Oklahoma State offense runs through quarterback Mason Rudolph. When he plays well, the Cowboys usually win the game, and that has been the case for the majority of the season. Rudolph has surpassed 350 yards passing in four games this year, including a personal-best road total of 457 yards in last week's win over Kansas State and a school-record of 540 yards in OSU's win over Pitt. Additionally, Rudolph is one of just two quarterbacks in the country this year to throw for at least 2,800 yards with less than five interceptions, and he's the only one from a Power Five conference school. He ranks sixth nationally with 332.1 passing yards per game.
- The Cowboys' rushing attack has continued to look better this season than it has in recent years. In last week's win over Kansas State, OSU gained more on the ground than any other KSU opponent has this season, finishing with 180 yards on 26 carries for an average of 6.9 yards per carry. True freshman running back Justice Hill leads the team with 663 yards this season, a mark that ranks as the fourth-highest total for any freshman in the country and is already the sixth-best season total for a freshman in OSU history.
- Running back Chris Carson missed four games to injury earlier in the season, but has been an impact player since returning. The senior has scored four touchdowns in the last three games and has rushed for 143 yards on 20 carries (7.2 yards per carry). His biggest highlight came last week, as he carried defenders into the end zone for the game-winning touchdown with less than two minutes remaining in OSU's 43-37 win over Kansas State.
- Receivers James Washington and Jalen McCleskey have teamed up to form a dangerous duo in the passing game. Washington ranks 13th nationally with 974 receiving yards and he ranks second nationally with 12 30-plus yard catches this year, including a game-changing 82-yard touchdown with under 8:00 remaining in last week's win over KSU. McCleskey leads the team in receptions, catching at least three passes in every game this year and at least five in six games. He's totaled 25 catches for 263 yards and two touchdowns in the last three games.

### RUDOLPH COMING INTO HIS OWN

A year ago, Mason Rudolph put together a season in which he ranked second in the Big 12 and 17th nationally with 3,770 passing yards despite splitting reps and battling injuries down the stretch.

Since having his redshirt pulled in week 11 of the 2014 season, Rudolph has quarterbacked Oklahoma State to a 19-5 record as a starter and has led the Cowboys to eight victories in games in which they trailed during the second half.

Rudolph has surpassed 350 yards passing in four games this season and 300 yards passing in a half on two occasions this year. For perspective, that feat had only been accomplished twice in Oklahoma State history prior to this season. Against Pitt, he finished with a school-record 540 passing yards that also represented the second-highest single-game figure in the nation this season and the 11th-highest total in Big 12 history. His 20.77 yards per completion in the game also set a single-game school record (min. 20 completions). Rudolph set the tone by completing a 91-yard touchdown pass to James Washington on the first play of the game, which marked the second-longest pass completion in school history.

Rudolph's performance this year has put him in the top-20 of several NCAA rankings, including No. 6 in passing yards per game (332.1), No. 7 in passing yards (2,989), No. 9 in passing efficiency (161.0), No. 9 in yards per attempt (9.09), No. 12 in completions per game (23.78), No. 12 in total offense per game (333.2), No. 13 in passing touchdowns (22), No. 18 in completion percentage (65.0), No. 19 in yards per completion (13.97) and No. 19 in points responsible for (144).

### THROWING DARTS

One of the most impressive parts of Rudolph's season has been his ability to avoid interceptions. Despite attempting 329 passes this year, he has only been picked off four times. He's one of two quarterbacks in the country who has attempted more than 320 passes with less than five interceptions, and he's the only one from a Power Five school. Rudolph's streak of 163 passes without an interception ended last week against Kansas State.

### ACCURATE DOWNFIELD, TOO

Mason Rudolph's interception numbers are made even more impressive by the fact that a large percentage of his passes are downfield, not short and easy throws. Rudolph ranks third nationally in completions of at least 30 yards. More than half of his completions have gone for at least 10 yards and more than 12 percent have gained at least 30 yards. A look at the national leaders in 30-yard completions:

Rk	School	G	10+	20+	30+	40+	50+	60+	70+	80+	90+
1.	Patrick Mahomes II, Texas Tech	9	143	57	29	13	9	4	1	0	0
2.	Mike White, Western Kentucky	10	109	41	28	17	9	5	4	2	0
3.	Mason Rudolph, Oklahoma State	9	114	43	26	12	7	3	3	3	1
4.	Jake Browning, Washington	9	90	34	24	9	4	2	0	0	0





## GAME NOTES

### JAMES WASHINGTON AMONG THE BEST IN THE NATION

Coming from the tiny town of Stamford, Texas (population 3,124), receiver James Washington has made more than his share of big-time plays since arriving in Stillwater.

The junior had a historic performance with nine catches for 296 yards and two touchdowns to help lead the Cowboys to victory over previously-unbeaten Pittsburgh in week three. Washington's yardage marked the second-most in a single game for any player in the nation this season, the second-highest single-game mark in school history and the fourth-most in Big 12 history. His 32.9 yards per reception in that game set a single-game school record (min. seven catches), and it marked the third time in his career that he has averaged more than 32 yards per catch in a game. No other Cowboy has accomplished that feat more than once. He ranks 13th nationally in receiving yards (974), 17th in yards per reception (19.48) and he has caught a pass in 28 straight games.

Washington has surpassed 100 yards receiving in 10 games during his career, including four times this season and three times in his last four games. He's one of just three players in the country who has caught at least 40 passes with an average greater than 19 yards per catch.

The national leaders in 30-plus yard receptions this season:

Rk	Name	School	Yr	G	10+	20+	30+	40+	50+	60+	70+	80+	90+
1.	Taywan Taylor	Western Kentucky	SR	10	34	16	13	10	4	3	2	1	0
2.	<b>James Washington</b>	<b>Oklahoma State</b>	<b>JR</b>	<b>9</b>	<b>33</b>	<b>16</b>	<b>12</b>	<b>6</b>	<b>4</b>	<b>2</b>	<b>2</b>	<b>2</b>	<b>1</b>
2.	Cody Thompson	Toledo	JR	9	33	16	12	8	5	3	1	0	0
4.	Five players tied	--	--	--	--	--	11	--	--	--	--	--	--

### THROW IT TO JAMES

Not only has James Washington been making long receiving plays, but he has been turning them into touchdowns. Here's a look at the country's active career leaders in yards per touchdown reception (min. 10 touchdowns):

Name	TD Catches	Yards Covered	Average
1. Amba Etta-Tawo, Syracuse	10	430 yards	43.00
2. <b>James Washington, Oklahoma State</b>	<b>24</b>	<b>998 yards</b>	<b>41.58</b>
3. Anthony Miller, Memphis	12	498 yards	41.50
4. Mack Hollins, North Carolina	20	820 yards	41.00
5. Shelton Gibson, West Virginia	15	606 yards	40.40

### LEARN THE NAME NOW - JUSTICE HILL

With a career-high 162 rushing yards in OSU's win over KU, freshman Justice Hill tallied the second-highest rushing total ever for an Oklahoma State true freshman, trailing only Thurman Thomas's 206 rushing yards against Kansas State in 1984. His average of 95.7 rushing yards per game in Big 12 play ranks fourth in the league and he's the only freshman who ranks in the top 10 rushers of the Big 12. With one more 100-yard effort, Hill would become the first freshman in Oklahoma State history with four 100-yard rushing games in a season.

Hill's 663 rushing yards this year rank as the sixth-highest season total for a freshman in OSU history. He put together three 100-yard performances in his first four starts, including a career-high 162 yards rushing in OSU's win over Kansas, a 135-yard day in OSU's win over Texas and a 122-yard effort in his first start against Baylor. He is just the fifth freshman in OSU history to rush for more than 100 yards in three games.

Here's how Hill ranks nationally among freshmen nationally in terms of yards per game:

Rk Player	G	Rush	Rush Yds	Rush TD	YPG
1. Trayveon Williams, Texas A&M	9	109	804	6	89.33
2. Benny Snell, Kentucky	9	139	775	10	86.11
3. Damarea Crockett, Missouri	9	109	683	8	75.89
4. <b>Justice Hill, Oklahoma State</b>	<b>9</b>	<b>137</b>	<b>663</b>	<b>4</b>	<b>73.67</b>
5. Jalen Hurts, Alabama	9	115	635	10	70.56

### OFFENSIVE BENCHMARKS

Among the statistical categories that the OSU coaches prioritize when grading their own offense are the following: rushing yards per carry, explosive plays (20 yards or longer), minimizing turnovers and avoiding negative yardage plays. A game-by-game look at how the Cowboys grade out in those areas in 2016:

Opponent	YPC	20+ Plays	TOs	Neg. Plays	Res.
Southeastern Louisiana	3.8	4	1	8	W
Central Michigan	1.9	3	1	8	L
Pittsburgh	3.1	10	2	10	W
at Baylor	3.9	5	4	13	L
Texas	3.8	10	0	7	W
Iowa State	3.3	7	0	6	W
at Kansas	5.0	8	1	6	W
West Virginia	2.7	3	0	4	W
at Kansas State	6.9	7	3	3	W
<b>Totals</b>	<b>3.9</b>	<b>57</b>	<b>12</b>	<b>65</b>	<b>7-2</b>

### COWBOYS IN CLOSE GAMES

Mike Gundy hit a career milestone when he reached the 100-win mark for his career earlier this season. Success in close games has been part of his career success. A look at how the Cowboys have fared in close games (less than 10 points separating the final score) during his head coaching career, which spans from 2005 to the present:

#### 2005

Montana State	W	15-10
Missouri	L	31-38
No. 13 Texas Tech	W	24-17

#### 2006

at Houston	L	25-34
at Kansas State	L	27-31
No. 23 Texas A&M	L	33-34 (OT)
at Texas Tech	L	24-30
No. 13 Oklahoma	L	21-27
Alabama (Independence Bowl)	W	34-31

#### 2007

Texas Tech	W	49-45
at Texas A&M	L	23-24
No. 25 Kansas State	W	41-39
No. 14 Texas	L	35-38

#### 2008

at No. 3 Missouri	W	28-23
at No. 1 Texas	L	24-28

#### 2009

at Texas A&M	W	36-31
Texas Tech	W	24-17
Colorado	W	31-28

#### 2010

Troy	W	41-38
Texas A&M	W	38-35
No. 14 Oklahoma	L	41-47

#### 2011

at No. 8 Texas A&M	W	30-29
No. 17 Kansas State	W	52-45
at Iowa State	L	31-37 (OT)
No. 4 Stanford (Fiesta Bowl)	W	41-38 (OT)

#### 2012

No. 12 Texas	L	36-41
at Kansas	W	20-14
at No. 14 Oklahoma	L	48-51 (OT)
at Baylor	L	34-41

#### 2013

at West Virginia	L	21-30
Kansas State	W	33-29
No. 18 Oklahoma	L	24-33

#### 2014

vs. No. 1 Florida State	L	31-37
at Kansas	W	27-20
at No. 18 Oklahoma	W	38-35
Washington (Cactus Bowl)	W	30-22

#### 2015

at Texas	W	30-27
Kansas State	W	36-34
at West Virginia	W	33-26 (OT)
at Iowa State	W	35-31

#### 2016

Central Michigan	L	27-30
Pittsburgh	W	45-38
Iowa State	W	38-31
at Kansas State	W	43-37



# GAME NOTES

## SITUATIONAL RECORDS

	2016	Gundy Era
Home	5-1	59-19
Away	2-1	34-25
Neutral	0-0	8-5
Natural Grass	0-0	12-15
Artificial Turf	7-2	89-34
Day Games	7-1	58-24
Night Games	0-1	43-25
vs. Ranked Opponents	2-1	19-28
August	0-0	2-1
September	2-2	36-9
October	4-0	33-13
November	1-0	23-20
December	0-0	4-3
January	0-0	3-3
Leading at Halftime	6-1	79-7
Trailing at Halftime	1-1	20-40
Tied at Halftime	0-0	2-2
Scoring First	3-1	68-21
Opponent Scoring First	4-1	33-28
Score < 20 Points	0-0	1-13
Score 20+ Points	7-2	99-36
Score 30+ Points	7-0	88-18
Score 40+ Points	5-0	56-4
Opponent Scores < 20 Points	1-0	48-0
Opponent Scores 20+ Points	6-2	52-48
Opponent Scores 30+ Points	4-2	25-41
Opponent Scores 40+ Points	0-0	3-26
Gain < 20 First Downs	1-0	17-22
Gain 20+ First Downs	6-2	83-27
Opponent Gains < 20 First Downs	1-0	48-12
Opponent Gains 20+ First Downs	6-2	53-37
More Rushing Yards Than Opponent	2-1	73-20
Fewer Rushing Yards Than Opponent	5-1	28-29
Rush For < 100 Yards	1-1	12-11
Rush For 100+ Yards	6-1	89-38
Opponent Rushes For < 100 Yards	0-1	31-5
Opponent Rushes For 100+ Yards	7-1	70-44
More Passing Yards Than Opponent	7-0	67-17
Fewer Passing Yards Than Opponent	0-2	34-32
Pass For < 200 Yards	0-0	19-18
Pass For 200+ Yards	7-2	82-31
Opponent Passes For < 200 Yards	2-0	36-9
Opponent Passes For 200+ Yards	5-2	65-40
Pass For < 300 Yards	3-2	53-32
Pass For 300+ Yards	4-0	46-17
Opponent Passes For < 300 Yards	7-0	79-26
Opponent Passes For 300+ Yards	0-2	22-23
More Total Yards Than Opponent	5-0	78-12
Fewer Total Yards Than Opponent	2-2	23-37
Gain < 300 Total Yards	0-0	3-11
Gain 300+ Total Yards	7-2	98-38
Opponent Gains < 300 Total Yards	1-0	24-1
Opponent Gains 300+ Total Yards	6-2	77-48
Commit No Turnovers	3-0	27-1
Win Turnover Battle	5-1	59-7
Equal Turnovers As Opponent	0-0	24-12
Lose Turnover Battle	2-1	18-30
Commit < 6 Penalties	4-2	42-27
Commit 6+ Penalties	3-0	59-22
3rd Down % < 25	0-1	5-16
3rd Down % 25-49	5-0	52-23
3rd Down % 50+	2-1	44-10
Opponent 3rd Down % < 25	2-0	24-3
Opponent 3rd Down % 25-49	4-0	64-29
Opponent 3rd Down % 50+	1-2	13-17
Trail Time of Possession	4-1	61-38
Lead Time of Possession	3-1	40-11

## WEEK 10 TALKING POINTS - DEFENSE

- Forcing turnovers has long been a focal point of defensive coordinator Glenn Spencer's scheme. The Cowboys sealed last week's 43-37 win over Kansas State with a Jordan Sterns interception in the end zone on the final play of the game and are now ranked No. 9 in the country and No. 1 in the Big 12 with 20 turnovers gained on the season and are No. 14 nationally and No. 1 in the Big 12 in turnover margin. The Cowboys have forced at least one turnover in every game this season and have forced 10 in the last four games. In OSU's win over No. 10 West Virginia, the Cowboys outscored WVU 17-0 in points off turnovers and won the game by 17 points.
- The Cowboys have held five of their last nine opponents scoreless in the fourth quarter. In fact, OSU has only allowed a total of 37 fourth-quarter points on the year, a mark that ranks among the top 25 nationally and second in the Big 12. OSU's fourth-quarter defense has made the difference in several Cowboy wins this season.
- In six of OSU's seven wins, the Cowboy defense has held its opponent to less than 50 percent on third down conversions, including twice when they were held to less than 25 percent. The Cowboys are holding opponents to a 37.6 conversion rate on the year to rank second in the Big 12, and success in that area has had a strong correlation with OSU's win-loss record.
- Oklahoma State leads the nation with five blocked kicks this season, three of which came as part of the Cowboys' win over Texas. Defensive tackle Vincent Taylor leads the country individually with three blocks. The latest block came at Kansas as Motekiai Maile swatted a 59-yard field goal attempt at the end of the first half, and the Cowboys have nearly gotten to several other kicks this year.
- After nine games, the Cowboys lead the Big 12 in turnover margin (+0.89), turnovers forced (20), fumbles recovered (9) and interceptions (11). The Cowboys also lead the conference in defensive touchdowns (2), red zone scoring defense (76.7 percent) and kickoff coverage (18.53).

## STERN'S AMONG NATION'S BEST

Senior free safety Jordan Sterns is the leader of the Cowboy defense. Sterns' 284 career tackles are the most among active players in the Big 12 and rank him fourth among all defensive backs from Power Five conferences. A look:

### Most Career Tackles, Power Five Defensive Backs

1. Quin Blanding, Virginia	328
2. Devon Edwards, Duke	327
3. Ryan Janvion, Wake Forest	324
4. <b>Jordan Sterns, Oklahoma State</b>	<b>284</b>

## DEFENSIVE BENCHMARKS

Oklahoma State's defensive coaches look at multiple factors when judging their own defense, but high on the priority list are the following: turnovers forced, points per possession, yards per possession, third down defense and big plays allowed. A game-by-game look at how the Cowboys are doing in those areas:

Opponent	Oppt. Poss.	Total Defense	Yds/Poss. Defense	Scoring Defense	Pts/Poss. Defense	Yds/Play Defense	Turnovers Forced	3rd Down Defense	Big Plays Allowed (20+)
Southeastern Louisiana	15	203	13.53	7	0.47	3.4	4	1 of 12	4
Central Michigan	13	418	32.15	30	2.31	6.1	2	8 of 15	5
Pittsburgh	17	527	31.00	38	2.24	6.3	1	4 of 18	8
at Baylor	12	523	43.58	35	2.92	8.0	2	6 of 12	9
Texas	15	568	37.87	31	2.07	6.8	1	6 of 16	7
Iowa State	17	448	26.35	31	1.82	5.2	3	7 of 17	4
at Kansas	14	454	32.43	20	1.43	6.2	3	5 of 14	4
West Virginia	13	421	32.38	20	1.54	5.3	3	8 of 16	3
at Kansas State	12	432	36.00	30*	2.50	5.8	1	5 of 13	5
<b>Cumulative</b>	<b>128</b>	<b>3,994</b>	<b>31.20</b>	<b>242</b>	<b>1.89</b>	<b>5.9</b>	<b>20</b>	<b>50 of 133</b>	<b>49</b>

## TURNOVER TRADITION

Oklahoma State ranks among the national leaders in turnovers forced since 2010. A look at the elite performers:

1. Houston	205
2. Oregon	200
3. <b>Oklahoma State</b>	<b>195</b>
4. Boise State	183
5. Louisiana Tech	182

## NON-OFFENSIVE TDS AN OSU STAPLE

Non-offensive touchdowns have been a regular part of the Oklahoma State attack in recent years, as the Cowboys have 39 non-offensive scores since the start of the 2010 season. A closer look:

### Non-Offensive Touchdowns, NCAA Leaders Since 2010

1. Alabama	40
2. <b>Oklahoma State</b>	<b>39</b>
2. Utah	39
4. Houston	38
5. Oregon	37

# OSU

## GAME NOTES

### FINISH STRONG

Oklahoma State's fourth-quarter scoring defense this year has been among the nation's best. The Cowboys have held opponents scoreless five times in the fourth quarter, including three of the last five games. Here's how they stack up in the Big 12 in terms of fourth-quarter points allowed this season:

1. Baylor	23
2. <b>Oklahoma State</b>	<b>37</b>
3. TCU	42
4. Kansas	47
5. Iowa State	49
6. Texas	50
7. West Virginia	52
8. Oklahoma	73
9. Kansas State	82
10. Texas Tech	101

### DISRUPTIVE AT THE LINE OF SCRIMMAGE

The Cowboys rank 25th in the country with 7.1 tackles for loss per game this season. That's nothing new, though. A look at the national leaders in tackles for loss since 2013:

1. Clemson	460
2. Arizona State	382
3. Missouri	365
4. Virginia Tech	364
5. TCU	361
6. Utah State	359
7. Boston College	358
8. Baylor	357
9. Boise State	353
10. Marshall	352
11. <b>Oklahoma State</b>	<b>351</b>

### NOTING THE SPECIALISTS

A four-year starter, Oklahoma State kicker Ben Grogan has made 19 of his last 22 field goal attempts and 10 of his last 11. Grogan broke Dan Bailey's school record for career points this year, as well as his record for most PATs made and attempted. Grogan's 75.9 percent field goal rate ranks seventh among all active kickers with at least 50 field goals made. A look at where Grogan ranks among the NCAA's active career scoring leaders:

#### NCAA Active Career Scoring Leaders

Player	Pos.	Points
1. Zane Gonzalez, Arizona State	K	477
2. Jake Elliott, Memphis	K	406
3. <b>Ben Grogan, Oklahoma State</b>	<b>K</b>	<b>401</b>
4. Andy Phillips, Utah	K	392

OSU's punter, Zach Sinor, has been very effective for the Cowboys in his first two years as a starter. His ability to pin opponents deep in their territory has been the most impressive part of his game and has played a significant role in several Cowboy victories. On the year, Sinor has punted 40 times for an average of 43.0 yards per punt. Of his 40 punts, 24 have been downed inside the opponent's 20-yard line with only one resulting in a touchback. Sinor also has 11 punts of 50 yards or more. Thanks largely to Sinor, Oklahoma State ranks second in the Big 12 and ninth nationally in punt return defense.

### TEXAS IS COWBOY COUNTRY

The OSU roster includes 71 native Texans. No FBS school outside of the Lone Star State has more. The list of schools outside of Texas with the most native Texans:

1. <b>Oklahoma State</b>	<b>71</b>
2. Kansas	47
3. Oklahoma	42
4. Tulsa	35
5. New Mexico State	33
6. Louisiana Monroe	29
7. New Mexico	24
8. Louisiana Tech	22
9. Kansas State	21
10. Arkansas	19
10. Arkansas State	19

### 1945 NATIONAL CHAMPS



**WACO, Texas** – Oklahoma State has been retroactively named as football national champions of 1945 by the American Football Coaches Association, it was announced on Oct. 19.

At the request of multiple schools, the AFCA established a panel of national championship coaches to retroactively select Coaches' Trophy winners from 1922 (when the AFCA was founded) up to 1949 (the year before the Coaches' Poll was first published). That panel of coaches took information submitted by schools who felt they were worthy of consideration and used that data in the research and selection process.

"After gathering all the pertinent information and doing our due diligence, it is the pleasure of our panel of coaches to officially recognize Oklahoma State's 1945 championship season with the AFCA Coaches' Trophy," said AFCA executive director Todd Berry.

The Oklahoma State squad of 1945 (then-referred to as Oklahoma A&M) had an average margin of victory of 23.2 points and still hold numerous school records, including fewest points allowed, lowest average points allowed, fewest first downs allowed, fewest rushing yards allowed and fewest yards allowed per game. The 1945 squad also ranks in the top 10 in several more offensive and defensive categories, all of which is remarkable considering that season was played 70 years ago.

Coached by Jim Lookabaugh, the 1945 Oklahoma A&M roster included seven veterans of World War II. Bob Fenimore was a consensus All-American who led the nation in both rushing and total offense and also ranked in the top 15 nationally in rushing yards, passing yards, scoring and punting. Teammate Neill Armstrong also earned All-America status that year by the Associated Press. In addition to Fenimore and Armstrong, J.C. Colhouer earned All-Missouri Valley Conference recognition.

The Aggies capped their championship season with a resounding 33-13 win over St. Mary's in the Sugar Bowl.

"We may have been the best team in the country that year," Armstrong said in December of 2015. "We had a couple of All-Americans and a group of veterans who kept us in check. In practice, we scrimmaged every day. As hard as those scrimmages were, it's a wonder that we had anything left for the games, but those scrimmages toughened us and made us better. We had a lot of older guys who had fought in the war and understood that you don't win anything unless you do it as a team."

By virtue of this announcement from the AFCA, Oklahoma State now becomes the first school to be recognized as national champions by a national organization or body in both football and men's basketball in the same academic year. Coach Henry Iba's hoops squad won the second of its back-to-back NCAA titles that same season.

Including this newly-awarded title from the AFCA, Oklahoma State's athletic department now boasts team national championships in seven different sports – wrestling (34 national titles), men's golf (10 national titles), men's cross country (four national titles), men's basketball (two national titles), football, baseball and equestrian (one national title apiece). OSU's 56 team national championships rank as the fourth-most among all Division I schools, trailing only UCLA, USC and Stanford.



# GAME NOTES

## OKLAHOMA STATE COWBOY RADIO NETWORK AFFILIATES

Ada	KTLS-FM	106.5
Altus	KWHW-AM	1450
Ardmore	KYNZ-FM	107.1
Anadarko	KACO-FM	98.5
Bartlesville	KWON-AM	1400
Blackwell	KOKB-AM	1580
Broken Bow	KKBI-FM	106.1
Cordell/Sayre	KKZU-FM	101.7
Enid	KNID-FM	107.1
Frederick	KTAT-AM	1570
Grove	KGVE-FM	99.3
Hobart	KTJS-AM	1420
Hugo	KMMY-FM	96.5
Lawton	KMGZ-FM	97.3
Lawton	KMGZ-2	95.3 HD-2
McAlester	KTMC-FM	105.1
Oklahoma City	KXXY-FM	96.1
Ponca City	WBBZ-AM	1230
Sallisaw	KXMX-FM	105.1
Shawnee	KGFF-AM	1450
Stillwater	KSPI-FM	93.7
Tahlequah	KTLQ-FM	96.3
Tahlequah	KTLQ-AM	1350
Tulsa	KFAQ-AM	1170
Weatherford	KWEY-AM	1590
Weatherford	KWEY-2	95.5 HD-2
Woodward	KMZE-FM	92.1

## MIKE GUNDY RADIO SHOW

Mike Gundy's radio show airs live throughout most Cowboy Radio Network affiliates from 6-7 p.m. CT on the following dates:

Tuesday, August 30  
 Tuesday, September 6  
 Tuesday, September 13  
 Tuesday, September 20  
 Tuesday, September 27  
 Tuesday, October 4  
 Tuesday, October 18  
 Tuesday, October 25  
 Tuesday, November 1  
 Tuesday, November 8  
 Tuesday, November 15  
 Tuesday, November 29

## MIKE GUNDY TV SHOW

Mike Gundy's television show, Cowboy Football Roundup, airs on Fox Sports Oklahoma at 5 p.m. each Wednesday. Hosted by Dave Hunziker, the show includes highlights and analysis delivered by Gundy, plus feature segments.

## CAREER RECORDS WATCH

Several Cowboys are climbing the Oklahoma State career charts in various statistical categories. A look:

### Total Points Scored

1. 401	Ben Grogan (212 PAT, 63 FG)	2013-16
2. 370	Dan Bailey (199 PAT, 57 FG)	2007-10

### Field Goals Made

1. 69	Larry Roach (69-105)	1981-84
2. 63	Ben Grogan (63-83)	2013-16
3. 57	Dan Bailey (57-72)	2007-10

### Field Goals Attempted

1. 105	Larry Roach (69-105)	1981-84
2. 83	Ben Grogan (63-83)	2013-16
3. 80	Tim Sydnies (54-80)	1996-99

### PAT Kicks Made

1. 212	Ben Grogan (212-217)	2013-16
2. 199	Dan Bailey (199-201)	2007-10

### PAT Kicks Attempted

1. 217	Ben Grogan (212-217)	2013-16
2. 201	Dan Bailey (199-201)	2007-10

### Pass Attempts

1. 1103	Brandon Weeden (767-1103-27)	2007-11
2. 1078	Mike Gundy (636-1078-39)	1986-89
3. 999	Zac Robinson (610-999-31)	2005-09
4. 839	Mason Rudolph (527-839-17)	2014-16
5. 819	Tone' Jones (402-819-39)	1993-96

### Pass Completions

1. 767	Brandon Weeden (767-1103-27)	2007-11
2. 636	Mike Gundy (636-1078-39)	1986-89
3. 610	Zac Robinson (610-999-31)	2005-09
4. 527	Mason Rudolph (527-839-17)	2014-16
5. 445	Josh Fields (445-815-25)	2001-03

### Passing Yards

1. 9260	Brandon Weeden (767-1103-27)	2007-11
2. 8473	Mike Gundy (636-1078-39)	1986-89
3. 8317	Zac Robinson (610-999-31)	2005-09
4. 7612	Mason Rudolph (527-839-17)	2014-16
5. 6090	Josh Fields (445-815-25)	2001-03

### Passing Touchdowns

1. 75	Brandon Weeden	2007-11
2. 66	Zac Robinson	2005-09
3. 57	Mike Gundy	1986-89
4. 55	Josh Fields	2001-03
5. 49	Mason Rudolph	2014-16
6. 37	Clint Chelf	2009-13

## SEASON RECORDS WATCH

Several Oklahoma State season records are also within reach. A look at some:

### Rushing Yards By A Freshman

1. 961	Mike Hamilton	2005
2. 928	Jamaal Fobbs	1997
3. 843	Thurman Thomas	1984
4. 774	Andre Richardson	1994
5. 696	Kendall Hunter	2007
6. 663	Justice Hill	2016
7. 631	Keith Toston	2006

### Passing Yards

1. 4727	Brandon Weeden (409-565-13)	2011
2. 4277	Brandon Weeden (342-511-13)	2010
3. 3770	Mason Rudolph (264-424-9)	2015
4. 3145	Josh Fields (226-408-10)	2002
5. 3064	Zac Robinson (204-314-10)	2008
7. 2989	Mason Rudolph (214-329-4)	2016
6. 2824	Zac Robinson (201-333-9)	2007

### Team Blocked Kicks

1. 8	1971
2. 6	2014
6	1967
6	2000
5. 5	2016
5	1980
5	1981

### Pass Receptions

1. 293	Rashaun Woods (293-4414)	1999-03
2. 253	Justin Blackmon (253-3564)	2008-11
3. 224	Hart Lee Dykes (224-3510)	1985-88
4. 180	Josh Stewart (180-2204)	2011-13
5. 163	D'Juan Woods (163-2751)	2002-06
6. 161	Josh Cooper (161-1695)	2007-11
7. 147	Dez Bryant (147-2425)	2007-09
8. 144	Tracy Moore (144-2064)	2009-13
9. 131	James Washington (131-2517)	2014-16
10. 127	Adarius Bowman (127-2187)	2006-07

### Receiving Yards

1. 4414	Rashaun Woods (293-4414)	1999-03
2. 3564	Justin Blackmon (253-3564)	2008-11
3. 3510	Hart Lee Dykes (224-3510)	1985-88
4. 2751	D'Juan Woods (163-2751)	2002-06
5. 2517	James Washington (131-2517)	2014-16
6. 2425	Dez Bryant (147-2425)	2007-09

### Touchdown Receptions

1. 42	Rashaun Woods	1999-03
2. 40	Justin Blackmon	2008-11
3. 31	Hart Lee Dykes	1985-88
4. 29	Dez Bryant	2007-09
5. 24	James Washington	2014-16
6. 20	D'Juan Woods	2002-06
20	Adarius Bowman	2006-07

### Total Tackles

1. 496	John Corker	1976-79
2. 485	Mike Green	1979-82
3. 451	Ricky Young	1978-81
4. 393	Leslie O'Neal	1982-85
5. 369	Sim Drain	1986-89
6. 332	John Little	1967-69
7. 320	Andre Sexton	2005-09
320	Phillip Dokes	1973-76
9. 319	Paul Duren	2002-05
10. 306	Gary Darnell	1967-69
- 284	Jordan Sterns	2013-16

### Passing Yards Per Game

1. 363.6	Brandon Weeden	2011
~ 332.1	Mason Rudolph	2016
2. 329.0	Brandon Weeden	2010
3. 290.0	Mason Rudolph	2015
4. 241.9	Josh Fields	2002
5. 235.7	Zac Robinson	2008
6. 226.8	Daxx Garman	2014
7. 217.2	Zac Robinson	2007
8. 206.5	Mike Gundy	1988
9. 200.3	Mike Gundy	1989
10. 198.5	Clint Chelf	2012

### Blocked Kicks

1. 4.0	Rod Warner	1971
2. 3.0	Vincent Taylor	2016
3.0	James Castleman	2014
3.0	Fath' Carter	2000
3.0	Dean Prater	1978

### Team Fumble return TDs (tracked since 1982)

1. 3	2015
3	2006
2. 2	2016
2	2013
2	2011
2	1999





# THE LAST TIME...

## OKLAHOMA STATE TEAM

50+ Points	61 vs. Southeastern Louisiana, Sept. 3, 2016
60+ Points	61 vs. Southeastern Louisiana, Sept. 3, 2016
70+ Points	70 at Texas Tech, Oct. 31, 2015
Shut a team out at home	vs. Savannah State, Sept. 1, 2012 (84-0)
Shut out a conference opponent at home	vs. Kansas State, Nov. 25, 1961 (45-0)
Shut a team out on the road	at Oklahoma, Nov. 11, 1995 (12-0)
Shut out a conference opponent on the road	at Oklahoma, Nov. 11, 1995 (12-0)
Overtime game	at West Virginia, Oct. 11, 2015 (W, 33-26)
30+ first downs	30 at Baylor, Sept. 24, 2016
50+ rushing attempts	55 at Baylor, Sept. 24, 2016
60+ rushing attempts	61 vs. Texas Tech, Sept. 22, 2007
70+ rushing attempts	71 vs. Mississippi State, Sept. 19, 1998
200+ Yards Rushing	230 at Kansas, Oct. 22, 2016
300+ Yards Rushing	342 at Iowa State, Oct. 26, 2013
400+ Yards Rushing	450 vs. Missouri State, Sept. 13, 2008
500+ Yards Rushing	536 vs. Kansas, Nov. 12, 1988
Less than 100 Yards Rushing	85 vs. West Virginia, Oct. 29, 2016
Less than 50 Yards Rushing	8 vs. Baylor, Nov. 21, 2015
Less than 25 Yards Rushing	8 vs. Baylor, Nov. 21, 2015
50+ pass attempts	51 vs. Baylor, Nov. 21, 2015
60+ pass attempts	60 at Arizona, Sept. 8, 2012
40+ pass completions	42 at Iowa State, Nov. 18, 2011
300+ Yards Passing	457 at Kansas State, Nov. 5, 2016
400+ Yards Passing	457 at Kansas State, Nov. 5, 2016
500+ Yards Passing	540 vs. Pittsburgh, Sept. 17, 2016
Less than 100 Yards Passing	78 at Iowa State, Oct. 26, 2013
500+ Yards Total Offense	637 at Kansas State, Nov. 5, 2016
600+ Yards Total Offense	637 at Kansas State, Nov. 5, 2016
700+ Yards Total Offense	742 vs. Louisiana, Sept. 15, 2012
Less than 200 Yards Total Offense	192 vs. Texas, Nov. 16, 2014
Less than 150 Yards Total Offense	109 at Oklahoma, Nov. 28, 2009
90+ offensive plays	101 at Baylor, Sept. 24, 2016
Beat a Top 25 team at home	vs. No. 10 West Virginia, Oct. 29, 2016 (37-20)
Beat a Top 20 team at home	vs. No. 10 West Virginia, Oct. 29, 2016 (37-20)
Beat a Top 15 team at home	vs. No. 10 West Virginia, Oct. 29, 2016 (37-20)
Beat a Top 10 team at home	vs. No. 10 West Virginia, Oct. 29, 2016 (37-20)
Beat a Top 5 team at home	vs. No. 5 TCU, Nov. 7, 2015 (49-29)
Beat a Top 25 team on the road	at No. 18 Oklahoma, Dec. 6, 2014 (38-35, OT)
Beat a Top 20 team on the road	at No. 18 Oklahoma, Dec. 6, 2014 (38-35, OT)
Beat a Top 15 team on the road	at No. 15 Texas Tech, Nov. 2, 2013 (52-34)
Beat a Top 10 team on the road	at No. 8 Texas A&M, Sept. 24, 2011 (30-29)
Beat a Top 5 team on the road	at No. 3 Missouri, Oct. 11, 2008 (28-23)
Beat a Top 25 team at a neutral site	vs. No. 4 Stanford (2012 Fiesta Bowl), 41-38
Beat a Top 20 team at a neutral site	vs. No. 4 Stanford (2012 Fiesta Bowl), 41-38
Beat a Top 15 team at a neutral site	vs. No. 4 Stanford (2012 Fiesta Bowl), 41-38
Beat a Top 10 team at a neutral site	vs. No. 4 Stanford (2012 Fiesta Bowl), 41-38
Beat a Top 5 team at a neutral site	vs. No. 4 Stanford (2012 Fiesta Bowl), 41-38
Forced 5 Turnovers	7 vs. UTSA, Sept. 19, 2015
Intercepted 4 Passes	4 vs. TCU, Nov. 7, 2015
Had 0 Turnovers	vs. West Virginia, Oct. 29, 2016

## OKLAHOMA STATE INDIVIDUAL RUSHING

100+ Yards Rushing	162, Justice Hill at Kansas, Oct. 22, 2016
100+ Yards Rushing at Halftime	110, Desmond Roland vs. Oklahoma, Dec. 7, 2013
200+ Yards Rushing	219, Desmond Roland at Iowa State, Oct. 26, 2013
200+ Yards Rushing in a Half	208, Kendall Hunter 1st half vs. Washington St., Sept. 4, 2010
QB Rushed for 100 Yards	125, J.W. Walsh vs. Mississippi State, Aug. 31, 2013
Two Players with 100+ Yards Rushing	125, J.W. Walsh -and-
	102, Jeremy Smith vs. Mississippi State, Aug. 31, 2013
Three Players with 100+ Yards Rushing	148, Keith Toston vs. Missouri St., Sept. 13, 2008
	138, Beau Johnson vs. Missouri St., Sept. 13, 2008
	132, Kendall Hunter vs. Missouri St., Sept. 13, 2008
Had a run of 50+ Yards	67, Rennie Childs vs. Pittsburgh, Sept. 17, 2016

Had a run of 75+ Yards	81, Herschel Sims vs. Baylor, Oct. 29, 2011 (TD)
Had a run of 80+ Yards	81, Herschel Sims vs. Baylor, Oct. 29, 2011 (TD)
Had a run of 90+ Yards	95, Tatum Bell vs. Texas Tech, Oct. 18, 2003 (TD)
Had 30+ Rushing Attempts	32, Desmond Roland vs. Washington, Jan. 2, 2015
Had 35+ Rushing Attempts	41, David Thompson vs. Baylor, Nov. 23, 1996
Had 40+ Rushing Attempts	41, David Thompson vs. Baylor, Nov. 23, 1996
4+ Rushing Touchdowns	4, Rennie Childs vs. Pittsburgh, Sept. 17, 2016
5+ Rushing Touchdowns	5, Barry Sanders vs. Kansas, Nov. 12, 1988

## OKLAHOMA STATE INDIVIDUAL PASSING

300+ Yards Passing	457, Mason Rudolph at Kansas State, Nov. 5, 2016
300+ Yards Passing in a half	310, Mason Rudolph, first half vs. Texas, Oct. 1, 2016
400+ Yards Passing	457, Mason Rudolph at Kansas State, Nov. 5, 2016
Had 30+ Completions	34, Mason Rudolph vs. Kansas State, Oct. 3, 2015
Had 40+ Completions	42, Brandon Weeden at Iowa State, Nov. 18, 2011
Had 40+ Attempts	44, Mason Rudolph vs. Iowa State, Oct. 8, 2016
Had 50+ Attempts	50, Mason Rudolph vs. Baylor, Nov. 21, 2015
Had 60+ Attempts	60, Wes Lunt at Arizona, Sept. 8, 2012
50+ Yard Pass	82, Mason Rudolph to James Washington at Kansas State, Nov. 5, 2016 (TD)
80+ Yard Pass	82, Mason Rudolph to James Washington at Kansas State, Nov. 5, 2016 (TD)
90+ Yard Pass	91, Mason Rudolph to James Washington vs. Pittsburgh, Sept. 17, 2016 (TD)
Had 4+ TD Passes	5, Mason Rudolph at Kansas State, Nov. 5, 2016
Had 4+ TD Passes in a Half	4, Mason Rudolph 1st half vs. TCU, Nov. 7, 2015
Had 5+ TD Passes	5, Mason Rudolph at Kansas State, Nov. 5, 2016
Had 5+ TD Passes in a Half	5, Brandon Weeden 1st half vs. Kansas, Oct. 8, 2011
Had 6+ TD Passes	6, Brandon Weeden vs. Tulsa, Sept. 18, 2010
Had 7+ TD Passes	7, Josh Fields at SMU, Sept. 20, 2003

## OKLAHOMA STATE INDIVIDUAL RECEIVING

Caught 10+ Passes	11, Jalen McCleskey vs. West Virginia, Oct. 29, 2016
Two Players Caught 10+ Passes	13, Josh Cooper -and-
	10, Justin Blackmon at Iowa State, Nov. 18, 2011
Three Players Caught 10+ Passes	11, Josh Cooper; 11, Justin Blackmon -and-
	10 Hubert Anyiam at Texas A&M, Sept. 24, 2011
100+ Yards Receiving	117, James Washington at Kansas State, Nov. 5, 2016
100+ Yards Receiving at halftime	109, Jalen McCleskey vs. Texas, Oct. 1, 2016
200+ Yards Receiving	296, James Washington vs. Pittsburgh, Sept. 17, 2016
300+ Yards Receiving	300, Adarius Bowman at Kansas, Oct. 14, 2006
Two Players with 100+ Yards Receiving	231, James Washington -and-
	129, Hajuan Seales vs. Pittsburgh, Sept. 17, 2016
Had 3+ TD Catches	3, James Washington vs. TCU, Nov. 7, 2015
Had 4+ TD Catches	4, Tracy Moore at Arizona, Sept. 8, 2012
Had 5+ TD Catches	7, Rashaun Woods at SMU, Sept. 20, 2003
100+ Yards Receiving by a Running Back	113, Gerald Hudson at Kansas, Nov. 4, 1989
100 yards rushing and receiving, same game	Gerald Hudson at Kansas, Nov. 4, 1989
	108 rushing yards and 113 receiving yards

## OKLAHOMA STATE INDIVIDUAL DEFENSE

Had 15+ Tackles	19, Chad Whitener vs. Baylor, Nov. 21, 2015
Had 20+ Tackles	20, Jordan Sterns vs. West Virginia, Oct. 25, 2014
Had 2+ Interceptions	2, Chad Whitener vs. TCU, Nov. 7, 2015
Had 3+ Interceptions	3, Jacob Lacey vs. Texas, Nov. 3, 2007
INT Return for a Touchdown	42, Chad Whitener vs. TCU, Nov. 7, 2015
Fumble Return for a Touchdown	Ramon Richards vs. Southeastern Louisiana, Sept. 3, 2016
Multiple Defensive TDs	Ramon Richards (9 yd fumble return) and Madre Harper (0 yd fumble return)
	vs. Southeastern Louisiana, Sept. 3, 2016
Had 4+ Tackles for Loss	4.0, Cole Walterscheid vs. Pittsburgh, Sept. 17, 2016
Had 5+ Tackles for Loss	5.5, Emmanuel Ogbah at Kansas, Oct. 11, 2014
Had 3+ Sacks	3, Nathan Peterson at Baylor, Nov. 17, 2007
Blocked a Punt	Miketavius Jones vs. Kansas, Oct. 24, 2015
Blocked a FG	Motekiai Maile at Kansas, Oct. 22, 2016
Blocked a PAT	Vincent Taylor vs. Texas, Oct. 1, 2016
Blocked a Punt, FG and PAT in a single game	Jordan Sterns (Punt), Ofa Hautau (FG) -and-
	James Castleman (PAT) vs. Missouri State, Sept. 6, 2014
Recorded a Safety	Tyler Ferguson vs. Kansas, Oct. 24, 2015



# THE LAST TIME...

## OKLAHOMA STATE INDIVIDUAL MISCELLANEOUS

KR for a Touchdown	99, Tyreek Hill at Kansas, Oct. 11, 2014
Game-Opening KR for a Touchdown	100, Justin Gilbert vs. Kansas, Nov. 9, 2013
PR for a Touchdown	67, Jalen McCleskey at Texas Tech, Oct. 31, 2015
Punt Blocked for a Touchdown	Miketavius Jones blocked & returned vs. Kansas, Oct. 24, 2015
Returned a blocked FG for a Touchdown	Massey blocked, M. Jones returned vs. Kansas, Nov. 13, 1999
Returned a PAT for a score	Vincent Taylor blocked, Tre Flowers returned vs. Texas, Oct. 1, 2016
Scored 4+ TDs in a game	4, Rennie Childs vs. Pittsburgh, Sept. 17, 2016
Scored 5+ TDs in a game	7, Rashaun Woods at SMU, Sept. 20, 2003
Passed For 200 Yards & Rushed For 100 Yards	Zac Robinson, 202 passing/144 rushing at Baylor, Nov. 17, 2007
300-yd passer, 200-yd rusher, 200-yd receiver	Zac Robinson, 320 yards passing, Kendall Hunter, 210 yards rushing, Dez Bryant, 236 yards receiving vs. Houston, Sept. 6, 2008
300-yd passer, 100-yd rusher, 100-yd receiver	Mason Rudolph, 390 passing Justice Hill, 135 rushing and Jalen McCleskey, 109 receiving vs. Texas, Oct. 1, 2016
100-yd rusher & 100-yd receiver, same game	Justice Hill, 162 rushing and Jalen McCleskey, 129 receiving at Kansas, Oct. 22, 2016
200-yd rusher & 200-yd receiver, same game	Kendall Hunter, 210 yards rushing, Dez Bryant, 236 yards receiving vs. Houston, Sept. 6, 2008
Punted the Ball 70+ Yards	71, Kip Smith vs. West Virginia, Oct. 25, 2014
Punted the Ball 80+ Yards	80, Cole Farden at Baylor, Nov. 22, 2003
Kicked a 50-Yard FG	53, Matt Ammendola vs. Central Michigan, Sept. 10, 2016
Kicked Two 50+ Yard FGs, same game	Dan Bailey (52 and 52) at Louisiana, Oct. 8, 2010
Made 4+ FG	4, Ben Grogan vs. Missouri State, Sept. 6, 2014
Blocked multiple kicks in a game	Vincent Taylor (two blocked PATs) vs. Texas, Oct. 1, 2016

## OPPONENT TEAM

50+ Points	58 vs. Oklahoma, Nov. 28, 2015
Shut out OSU in Stillwater	vs. Colorado, Oct. 1, 2005 (34-0)
Shut out OSU in Stillwater (Conf.)	vs. Colorado, Oct. 1, 2005 (34-0)
Shut out OSU at opponent home	at Oklahoma, Nov. 28, 2009 (27-0)
Shut out OSU at opponent home (Conf.)	at Oklahoma, Nov. 28, 2009 (27-0)
Shut out OSU in the first half	vs. Texas, Nov. 16, 2014
Shut out OSU in the second half	at Oklahoma, Nov. 28, 2009
30+ first downs	32 vs. Baylor, Nov. 21, 2015
40+ first downs	44 at Oklahoma, Nov. 24, 2012
50+ rushing attempts	56 at Kansas State, Nov. 5, 2016
60+ rushing attempts	73 vs. Baylor, Nov. 21, 2015
Less than 25 Yards Rushing	13 vs. Colorado, Nov. 19, 2009
Less than 50 yards Rushing	30 vs. Kansas, Oct. 24, 2015
Less than 100 Yards Rushing	57, vs. Central Michigan, Sept. 10, 2016
200+ Yards Rushing	345 at Kansas State, Nov. 5, 2016
300+ Yards Rushing	345 at Kansas State, Nov. 5, 2016
400+ Yards Rushing	513, Nebraska, Aug. 31, 1995
500+ Yards Rushing	513, Nebraska, Aug. 31, 1995
50+ pass attempts	58 vs. TCU, Nov. 7, 2015
60+ pass attempts	60 vs. Texas Tech, Sept. 25, 2014
70+ pass attempts	71 at Texas Tech, Nov. 2, 2013
Less than 100 Yards Passing	87 at Kansas State, Nov. 5, 2016
Less than 200 Yards Passing	106 vs. Southeastern Louisiana, Sept. 3, 2016
300+ Yards Passing	387 at Baylor, Sept. 24, 2016
400+ Yards Passing	445 vs. TCU, Nov. 7, 2015
500+ Yards Passing	512 at Oklahoma, Nov. 24, 2012
600+ Yards Passing	646 vs. Texas Tech, Sept. 22, 2007
Less than 200 Yards Total Offense	139, vs. Savannah State, Sept. 1, 2012
Less than 150 Yards Total Offense	139, Savannah State, Sept. 1, 2012
500+ Yards Total Offense	568 vs. Texas, Oct. 1, 2016
600+ Yards Total Offense	700 vs. Baylor, Nov. 21, 2015
700+ Yards Total Offense	700 vs. Baylor, Nov. 21, 2015
90+ offensive plays	104 vs. Baylor, Nov. 21, 2015
100+ offensive plays	104 vs. Baylor, Nov. 21, 2015
Forced 5 OSU Turnovers	5 at Kansas State, Nov. 3, 2012
Intercepted 4 OSU Passes	4 at Kansas State, Nov. 3, 2012
Had 0 Turnovers	vs. Oklahoma, Nov. 28, 2015

## OPPONENT INDIVIDUAL RUSHING

100+ Yards Rushing	153, Jesse Ertz at Kansas State, Nov. 5, 2016
200+ Yards Rushing	202, Allen Patrick vs. Oklahoma, Nov. 24, 2007
250+ Yards Rushing	267, Vince Young vs. Texas, Oct. 29, 2005
QB rushed for 100 Yards	153, Jesse Ertz at Kansas State, Nov. 5, 2016
Two Players with 100+ Yards Rushing	148, D'Onta Foreman and-106, Chris Warren III vs. Texas, Oct. 1, 2016
50+ Yard Run	54, Ke'aun Kinner at Kansas, Oct. 22, 2016
80+ Yard Run	80, Ja'Terian Douglas at Tulsa, Sept. 18, 2011
90+ Yard Run	90, Calvin Jones at Nebraska, Oct. 10, 1992

Had 30+ Rushing Attempts	30, Jesse Ertz at Kansas State, Nov. 5, 2016
Had 35+ Rushing Attempts	35, Stephan Taylor vs. Stanford, Jan. 2, 2012
4+ Rushing Touchdowns	5, Cedric Benson vs. Texas, Nov. 6, 2004
5+ Rushing Touchdowns	5, Cedric Benson vs. Texas, Nov. 6, 2004

## OPPONENT INDIVIDUAL PASSING

300+ Yards Passing	387, Seth Russell at Baylor, Sept. 24, 2016
400+ Yards Passing	445, Trevone Boykin vs. TCU, Nov. 7, 2015
500+ Yards Passing	500, Landry Jones at Oklahoma, Nov. 24, 2012
600+ Yards Passing	646, Graham Harrell vs. Texas Tech, Sept. 22, 2007
Had 30+ Completions	30, Cooper Rush vs. Central Michigan, Sept. 10, 2016
Had 40+ Completions	45, Davis Webb at Texas Tech, Nov. 2, 2013
Had 40+ Attempts	40, Montell Cozart at Kansas, Oct. 22, 2016
Had 50+ Attempts	57, Trevone Boykin vs. TCU, Nov. 7, 2015
Had 60+ Attempts	71, Davis Webb at Texas Tech, Nov. 2, 2013
Had 65+ Attempts	71, Davis Webb at Texas Tech, Nov. 2, 2013
Had 70+ Attempts	71, Davis Webb at Texas Tech, Nov. 2, 2013
50+ Yard Pass	68, Montell Cozart to LaQuionte Gonzalez at Kansas, Oct. 22, 2016
80+ Yard Pass	89, Seth Russell to Chris Platt at Baylor, Sept. 24, 2016
90+ Yard Pass	90, Patrick Mahomes to Jakeem Grant at Texas Tech, Oct. 31, 2015 (TD)
Had 4+ TD Passes	4, Seth Russell at Baylor, Sept. 24, 2016
Had 5+ TD Passes	5, Taylor Martinez vs. Nebraska, Oct. 23, 2010
Had 6+ TD Passes	6, Graham Harrell vs. Texas Tech, Nov. 8, 2008

## OPPONENT INDIVIDUAL RECEIVING

Caught 10+ Passes	10, Sterling Shepard vs. Oklahoma, Nov. 28, 2015
Caught 15+ Passes	15, Jace Amaro at Texas Tech, Nov. 2, 2013
100+ Yards Receiving	106, LaQuionte Gonzalez at Kansas, Oct. 22, 2016
Two With 100+ Yards Receiving	175, Ishmael Zamora and 114, Chris Platt at Baylor, Sept. 24, 2016
Three With 100+ Yards Receiving	162, Jalen Saunders, 146, Justin Brown and 103, Kenny Stills at Oklahoma, Nov. 24, 2012
200+ Yards Receiving	210, KD Cannon vs. Baylor, Nov. 21, 2015
Two Players with 200+ Yards Receiving	237, Michael Crabtree and-233, Danny Amendola, Texas Tech, Sept. 22, 2007
Had 3+ TD Catches	3, Laquon Treadwell vs. Ole Miss, Jan. 1, 2016
Had 4+ TD Catches	4, Marcus Harris at Wyoming, Sept. 23, 1995
100+ Yards Receiving by a Running Back	101, Taurean Henderson, Texas Tech, Nov. 9, 2002


## OPPONENT INDIVIDUAL DEFENSE

Had 15+ Tackles	16, Fish Smithson at Kansas, Oct. 22, 2016
Had 2+ Interceptions	2, Jordan Thomas vs. Oklahoma, Nov. 28, 2015
Had 3+ Interceptions	3, Allen Chapman at Kansas State, Nov. 3, 2012
Interception Return for a Touchdown	29, Duke Shelley at Kansas State, Nov. 5, 2016
Fumble Return for a Touchdown	2, Matt Galambos vs. Pittsburgh, Sept. 17, 2016
Had 4+ Tackles for Loss	4.5, Travon Blanchard at Baylor, Sept. 24, 2016
Had 5+ Tackles for Loss	6, Dylan Cole vs. Missouri State, Sept. 6, 2014
Had 3+ Sacks	3, Tim Crowder, Texas, Nov. 6, 2004
Had 4+ Sacks	4, Antwaun Bynum vs. Missouri, Oct. 6, 2001
Blocked a Punt	Jayd Kirby at Kansas State, Nov. 5, 2016
Blocked a FG	Travis Britz vs. Kansas State, Oct. 5, 2013
Blocked a PAT attempt	Poona Ford vs. Texas, Oct. 1, 2016
Recorded a safety	Kyle Rose at West Virginia, Oct. 10, 2015

## OPPONENT INDIVIDUAL MISCELLANEOUS

KR for a Touchdown	100, Jakeem Grant at Texas Tech, Oct. 31, 2015
PR for a Touchdown	64, Jalen Saunders vs. Oklahoma, Dec. 7, 2013
Punt Blocked for a Touchdown	21, Daniel Gonzalez, Kansas St., Oct. 7, 2006
Returned a blocked FG for a Touchdown	65, Kip Daily, Kansas St., Oct. 5, 2013
Returned a PAT for a score	Frank Alexander, vs. Oklahoma, Nov. 29, 2008
Scored 4+ TD in a game	4, Cooper Rush vs. Central Michigan, Sept. 10, 2016
Passed for 200 Yards & Rushed for 100 Yards	Taylor Martinez, 323 passing/112 rushing vs. Nebraska, Oct. 23, 2010
Punted the Ball 70+ Yards	74, Michael Such vs. Tulsa, Sept. 18, 2010
Punted the Ball 80+ Yards	81, Brian Lewis vs. Oklahoma, Nov. 9, 1996
Kicked a 50-Yard FG	51, Nick Rose vs. Texas, Nov. 16, 2014
Made 4+ FG	4, Jimmy Stevens, Oklahoma, Nov. 27, 2010

OSU  
BOX SCORES

	<b>GAME ONE</b> Sep 3, 2016   Stillwater, Okla. Attendance: 50,079   TV: Fox Sports Plus
<b>SOUTHEASTERN LOUISIANA</b>	<b>7</b>
<b>OKLAHOMA STATE</b> 21/19	<b>61</b>

Captains: Mason Rudolph, Motekiai Maile, Derrick Moncrief, Ben Grogan

Score by Quarters	1	2	3	4	Score
Southeastern La.	0	7	0	0	7
Oklahoma State	28	3	21	9	61

Scoring Summary

1st	13:15	OSU	Harper, Madre 0 yd fumble recovery (Grogan, Ben kick)
			SLU 0 - OSU 7
	10:50	OSU	Carson, Chris 10 yd run (Grogan, Ben kick)
			5-36 1:36, SLU 0 - OSU 14
	08:10	OSU	Seales, J. 24 yd pass from Rudolph, M. (Grogan kick)
			3-34 0:36, SLU 0 - OSU 21
	04:24	OSU	Sanders, Barry J. 1 yd run (Grogan, Ben kick)
			5-65 1:10, SLU 0 - OSU 28
2nd	12:42	OSU	Grogan, Ben 32 yd field goal
			11-46 2:47, SLU 0 - OSU 31
	05:41	SLU	Henderson, Kaelyn 26 yd run (Tatum, Jonathan kick)
			5-51 2:30, SLU 7 - OSU 31
3rd	14:38	OSU	Richards, Ramon 9 yd fumble recovery (Grogan kick)
			SLU 7 - OSU 38
	03:40	OSU	Seales, J. 16 yd pass from Rudolph, M. (Grogan kick)
			9-50 3:34, SLU 7 - OSU 45
	02:13	OSU	Carr, Jeff 1 yd run (Grogan, Ben kick)
			3-19 0:46, SLU 7 - OSU 52
4th	14:50	OSU	Grogan, Ben 28 yd field goal
			4-5 1:02, SLU 7 - OSU 55
	03:00	OSU	Cornelius, Taylor 5 yd run (Ammendola, M. kick failed)
			15-90 8:58, SLU 7 - OSU 61

	SLU	OSU
FIRST DOWNS	12	23
RUSHES-YARDS (NET)	46-97	38-144
PASSING YDS (NET)	106	253
Passes Att-Comp-Int	14-4-0	35-25-0
TOTAL OFFENSE PLAYS-YARDS	60-203	73-397
Fumble Returns-Yards	0-0	1-9
Punt Returns-Yards	2-15	2-60
Kickoff Returns-Yards	9-150	1-11
Interception Returns-Yards	0-0	0-0
Punts (Number-Avg)	7-36.4	4-41.8
Fumbles-Lost	5-4	2-1
Penalties-Yards	6-47	5-55
Possession Time	29:07	30:53
Third-Down Conversions	1 of 12	6 of 12
Fourth-Down Conversions	0 of 3	0 of 0
Red-Zone Scores-Chances	0-1	7-8
Sacks By: Number-Yards	3-19	3-21

**RUSHING:** Southeastern La.-Henderson, Kaelyn 13-69; Durall, Darius 6-35; Harrell, Rasheed 8-11; Maracalin, Julius 3-9; Landor, D'Shaie 9-3; Alo, Justin 5-minus 6; Thomas, Micah 1-minus 11; TEAM 1-minus 13. Oklahoma State-Carr, Jeff 6-42; Hill, Justice 7-30; Cornelius, Taylor 6-28; Childs, Rennie 3-21; Kolar, John 2-18; Carson, Chris 4-18; Sanders, Barry J. 4-1; Metcalf, Keegan 1-0; TEAM 1-minus 4; Rudolph, Mason 4-minus 10.

**PASSING:** Southeastern La.-Alo, Justin 3-8-0-94; Landor, D'Shaie 1-6-0-12. Oklahoma State-Rudolph, Mason 18-25-0-191; Cornelius, Taylor 6-8-0-54; Kolar, John 1-2-0-8.

**RECEIVING:** Southeastern La.-Conner, Javon 2-25; Acker, Brandon 1-55; Ingraffia, Jake 1-26. Oklahoma State-Washington, James 5-34; McCleskey, Jalen 4-27; Seales, Jhajuan 3-61; Stoner, Dillon 2-27; Hays, Austin 2-22; Sanders, Barry J. 1-18; Jarwin, Blake 1-15; Tillmon, Terry 1-13; Brown, Keenen 1-9; Berry, Theo 1-8; Carson, Chris 1-8; Hill, Justice 1-6; Carr, Jeff 1-4; Obialo, Obi 1-1.

**INTERCEPTIONS:** Southeastern La.-None. Oklahoma State-None.

**FUMBLES:** Southeastern La.-Landor, D'Shaie 2-2; Thomas, Micah 1-1; Tillman, Javon 1-1; Durall, Darius 1-0. Oklahoma State-McCleskey, Jalen 1-0; Rudolph, Mason 1-1.

	<b>GAME TWO</b> Sep 10, 2016   Stillwater, Okla. Attendance: 52,523   TV: FS1
<b>CENTRAL MICHIGAN</b>	<b>30</b>
<b>OKLAHOMA STATE</b> 22/17	<b>27</b>

Captains: Rennie Childs, Jhajuan Seales, Devante Averette, Justin Phillips

Score by Quarters	1	2	3	4	Score
Central Michigan	0	10	7	13	30
Oklahoma State	14	3	3	7	27

Scoring Summary

1st	04:49	OSU	McCleskey, J. 26 yd pass from Rudolph, M. (Grogan kick)
			5-57 1:03, CMU 0 - OSU 7
	02:23	OSU	Veatch, Zac 18 yd pass from Rudolph (Grogan kick)
			4-63 0:47, CMU 0 - OSU 14
2nd	12:13	CMU	Conklin, T. 24 yd pass from Rush, C. (Eavey kick)
			11-79 5:05, CMU 7 - OSU 14
	09:25	OSU	Ammendola, Matt 53 yd field goal
			8-31 2:48, CMU 7 - OSU 17
	04:08	CMU	Eavey, Brian 30 yd field goal
			10-53 5:52, CMU 10 - OSU 17
3rd	05:16	CMU	Conklin, T. 5 yd pass from Rush, C. (Eavey kick)
			12-89 6:44, CMU 17 - OSU 17
	02:58	OSU	Grogan, Ben 35 yd field goal
			8-57 2:18, CMU 17 - OSU 20
4th	09:40	CMU	Spalding, D. 31 yd pass from Rush, C. (Eavey kick)
			8-95 4:20, CMU 24 - OSU 20
	05:12	OSU	Washington, J. 2 yd pass from Stoner, D. (Grogan kick)
			4-20 1:13, CMU 24 - OSU 27
	00:00	CMU	Willis, Corey 9 yd pass from Rush, Cooper
			1-51 0:00, CMU 30 - OSU 27

	CMU	OSU
FIRST DOWNS	23	23
RUSHES-YARDS (NET)	26-50	26-50
PASSING YDS (NET)	368	288
Passes Att-Comp-Int	43-31-1	44-28-1
TOTAL OFFENSE PLAYS-YARDS	69-418	70-338
Fumble Returns-Yards	0-0	1-9
Punt Returns-Yards	1-6	2-36
Kickoff Returns-Yards	3-57	1-9
Interception Returns-Yards	1-0	1-1
Punts (Number-Avg)	6-43.2	5-38.0
Fumbles-Lost	3-1	0-0
Penalties-Yards	5-60	4-40
Possession Time	35:27	24:33
Third-Down Conversions	8 of 15	1 of 11
Fourth-Down Conversions	0 of 0	1 of 2
Red-Zone Scores-Chances	3-3	3-4
Sacks By: Number-Yards	4-29	3-27


**RUSHING:** Central Michigan-Spalding, Devon 11-22; Hayes, Jahray 5-20; Chapman, Mark 1-7; Ward, Jonathan 3-5; Rush, Cooper 6-minus 4. Oklahoma State-Hill, Justice 5-31; Carson, Chris 8-27; McCleskey, Jalen 1-8; Sanders, Barry J. 1-4; Childs, Rennie 1-1; TEAM 1-minus 2; Rudolph, Mason 9-minus 19.

**PASSING:** Central Michigan-Rush, Cooper 31-43-1-368. Oklahoma State-Rudolph, Mason 27-43-1-286; Stoner, Dillon 1-1-0-2.

**RECEIVING:** Central Michigan-Kroll, Jesse 7-98; Conklin, Tyler 7-96; Spalding, Devon 4-48; Chapman, Mark 3-46; Willis, Corey 3-26; Ward, Jonathan 1-17; Cooper, Eric 1-11; Hayes, Jahray 1-7; Bacci, Joe 1-7; Crouch, Zach 1-5; Fountain, Malik 1-4; Rice, Anthony 1-3. Oklahoma State-McCleskey, Jalen 11-103; Washington, James 5-69; Carson, Chris 4-52; Seales, Jhajuan 3-34; Lacy, Chris 2-10; Sanders, Barry J. 2-2; Veatch, Zac 1-18.

**INTERCEPTIONS:** Central Michigan-Cox, Josh 1-0. Oklahoma State-Richards, Ramon 1-minus 1.

**FUMBLES:** Central Michigan-Rush, Cooper 1-0; Thomas, Emmett 1-0; Spalding, Devon 1-1. Oklahoma State-None.

	<b>GAME THREE</b> Sep 17, 2016   Stillwater, Okla. Attendance: 53,514   TV: ESPN
<b>PITTSBURGH</b> RV/RV	<b>38</b>
<b>OKLAHOMA STATE</b> RV/RV	<b>45</b>

Captains: Kirk Tucker, Jordan Sterns, Eric Davis, Blake Jarwin

Score by Quarters	1	2	3	4	Score
Pittsburgh	10	14	14	0	38
Oklahoma State	10	21	7	7	45

Scoring Summary

1st	14:44	OSU	Washington, J. 91 yd pass from Rudolph, M. (Grogan kick)
			1-91 0:16, UP 0 - OSU 7
	13:09	UP	Quadree Henderson 10 yd run (Chris Blewitt kick)
			4-70 1:35, UP 7 - OSU 7
	05:51	UP	Chris Blewitt 48 yd field goal
			9-38 4:33, UP 10 - OSU 7
	04:26	OSU	Grogan, Ben 45 yd field goal
			7-47 1:25, UP 10 - OSU 10
2nd	13:09	OSU	Washington, J. 29 yd pass from Rudolph, M. (Grogan kick)
			7-99 2:33, UP 10 - OSU 17
	09:44	OSU	Childs, Rennie 1 yd run (Grogan, Ben kick)
			8-80 1:53, UP 10 - OSU 24
	04:59	UP	James Conner 1 yd run (Chris Blewitt kick)
			9-83 4:45, UP 17 - OSU 24
	04:04	OSU	Childs, Rennie 67 yd run (Grogan, Ben kick)
			3-75 0:55, UP 17 - OSU 31
	01:47	UP	Weah 60 yd pass from Peterman (Blewitt kick)
			1-60 0:09, UP 24 - OSU 31
3rd	10:25	UP	Matt Galambos 2 yd fumble recovery (Blewitt kick)
			UP 31 - OSU 31
	09:01	OSU	Childs, Rennie 5 yd run (Grogan, Ben kick)
			7-80 1:24, UP 31 - OSU 38
	05:28	UP	Quadree Henderson 50 yd run (Chris Blewitt kick)
			4-70 1:57, UP 38 - OSU 38
4th	01:28	OSU	Childs, Rennie 1 yd run (Grogan, Ben kick)
			3-88 0:39, UP 38 - OSU 45

	UP	OSU
FIRST DOWNS	21	25
RUSHES-YARDS (NET)	54-290	32-100
PASSING YDS (NET)	237	540
Passes Att-Comp-Int	30-14-1	46-26-0
TOTAL OFFENSE PLAYS-YARDS	84-527	78-640
Fumble Returns-Yards	1-2	0-0
Punt Returns-Yards	1-7	4-34
Kickoff Returns-Yards	2-31	2-34
Interception Returns-Yards	0-0	1-3
Punts (Number-Avg)	11-42.4	7-43.3
Fumbles-Lost	0-0	2-2
Penalties-Yards	8-73	8-55
Possession Time	37:50	22:10
Third-Down Conversions	4 of 18	6 of 15
Fourth-Down Conversions	2 of 2	0 of 0
Red-Zone Scores-Chances	2-2	3-3
Sacks By: Number-Yards	3-22	2-14

**RUSHING:** Pittsburgh-James Conner 24-111; Quadree Henderson 7-95; Nathan Peterman 9-33; Jordan Whitehead 2-22; Darrin Hall 5-17; Chawntez Moss 2-8; Rafael Araujo-Lopes 3-7; George Aston 1-minus 1; Tre Tipton 1-minus 2. Oklahoma State-Childs, Rennie 10-101; Hill, Justice 12-28; Sanders, Barry J. 1-minus 5; TEAM 2-minus 6; Rudolph, Mason 7-minus 18.

**PASSING:** Pittsburgh-Nathan Peterman 14-29-1-237; TEAM 0-1-0-0. Oklahoma State-Rudolph, Mason 26-46-0-540.


**RECEIVING:** Pittsburgh-Tre Tipton 3-27; Jester Weah 2-85; James Conner 2-60; Quadree Henderson 2-31; George Aston 1-12; Quadree Olison 1-8; Rafael Araujo-Lopes 1-7; Scott Orndoff 1-5; Darrin Hall 1-2. Oklahoma State-Washington, James 9-296; Seales, Jhajuan 7-129; Lacy, Chris 4-64; McCleskey, Jalen 3-17; Hays, Austin 2-31; Jarwin, Blake 1-3.

**INTERCEPTIONS:** Pittsburgh-None. Oklahoma State-Richards, Ramon 1-3.

**FUMBLES:** Pittsburgh-None. Oklahoma State-Rudolph, Mason 2-2.



OSU  
BOX SCORES

	<b>GAME FOUR</b> Sep 24, 2016   Waco, Texas Attendance: 45,373   TV: FOX
<b>OKLAHOMA STATE</b> RV/RV	<b>24</b>
<b>BAYLOR</b> 16/15	<b>35</b>

Captains: Zach Crabtree, Jalen McCleskey, Chad Whitener, Jerel Morrow

Score by Quarters	1	2	3	4	Score
Oklahoma State	7	7	10	0	24
Baylor	7	14	7	7	35

Scoring Summary

1st 13:22	BU	Williams, T. 23 yd run (Martin, Connor kick)
		7-75 1:38, OSU 0 - BU 7
09:44	OSU	Hill, Justice 5 yd run (Grogan, Ben kick)
		1-5 0:04, OSU 7 - BU 7
2nd 12:28	BU	Zamora, J. 38 yd pass from Russell, Seth (Martin kick)
		8-73 1:48, OSU 7 - BU 14
05:32	OSU	Childs, Rennie 3 yd run (Grogan, Ben kick)
		14-75 6:56, OSU 14 - BU 14
02:41	BU	Zamora, J. 38 yd pass from Russell, Seth (Martin kick)
		4-54 1:09, OSU 14 - BU 21
3rd 07:46	OSU	Childs, Rennie 3 yd run (Grogan, Ben kick)
		16-75 7:14, OSU 21 - BU 21
06:56	BU	Platt, Chris 89 yd pass from Russell, Seth (Martin kick)
		2-89 0:50, OSU 21 - BU 28
02:13	OSU	Grogan, Ben 28 yd field goal
		11-64 4:43, OSU 24 - BU 28
4th 05:14	BU	Platt, Chris 15 yd pass from Russell, Seth (Martin kick)
		9-99 3:58, OSU 24 - BU 35

	OSU	BU
FIRST DOWNS	30	20
RUSHES-YARDS (NET)	55-213	37-136
PASSING YDS (NET)	279	387
Passes Att-Comp-Int	46-27-1	28-18-1
TOTAL OFFENSE PLAYS-YARDS	101-492	65-523
Fumble Returns-Yards	0-0	0-0
Punt Returns-Yards	0-0	1-1
Kickoff Returns-Yards	3-51	4-46
Interception Returns-Yards	1-0	1-25
Punts (Number-Avg)	2-47.0	4-43.2
Fumbles-Lost	3-3	2-1
Penalties-Yards	4-32	7-70
Possession Time	41:27	18:33
Third-Down Conversions	12 of 20	6 of 12
Fourth-Down Conversions	2 of 4	0 of 2
Red-Zone Scores-Chances	4-7	1-2
Sacks By: Number-Yards	1-6	4-26


**RUSHING:** Oklahoma State-Hill, Justice 20-122; Childs, Rennie 18-35; Rudolph, Mason 9-30; Sanders, Barry J. 5-20; Carr, Jeff 2-10; TEAM 1-minus 4. Baylor-Russell, Seth 10-65; Williams, T. 13-52; Hasty, JaMycal 11-29; Linwood, Shock 2-4; TEAM 1-minus 14.

**PASSING:** Oklahoma State-Rudolph, Mason 27-45-1-279; Stoner, Dillon 0-1-0-0. Baylor-Russell, Seth 18-28-1-387.

**RECEIVING:** Oklahoma State-Washington, James 6-89; McCleskey, Jalen 5-77; Lacy, Chris 3-32; Veatch, Zac 3-26; Stoner, Dillon 3-0; Childs, Rennie 2-21; Seales, Jhajuan 2-20; Sanders, Barry J. 2-0; Jarwin, Blake 1-14. Baylor-Zamora, Ishmael 8-175; Platt, Chris 3-114; Cannon, KD 3-18; Feuerbacher, J. 2-50; Williams, T. 1-23; Lynch, Blake 1-7.

**INTERCEPTIONS:** Oklahoma State-Burton, Jordan 1-0. Baylor-Stewart, Orion 1-25.

**FUMBLES:** Oklahoma State-Hill, Justice 2-2; Rudolph, Mason 1-1. Baylor-TEAM 1-0; Nicholson, Tony 1-1

	<b>GAME FIVE</b> Oct. 1, 2016   Stillwater, Okla. Attendance: 53,468   TV: ABC
<b>TEXAS</b> 22/25	<b>31</b>
<b>OKLAHOMA STATE</b> RV/RV	<b>49</b>

Captains: James Washington, Motekiai Maile, Vili Leveni, Kevin Henry

Score by Quarters	1	2	3	4	Score
Texas	13	12	6	0	31
Oklahoma State	16	21	6	6	49

Scoring Summary

1st 11:29	OSU	Hill, Justice 30 yd run (Grogan, Ben kick)
		9-75 3:31, UT 0 - OSU 7
07:23	OSU	Washington, J. 54 yd pass from Rudolph (Grogan kick)
		6-68 2:21, UT 0 - OSU 14
05:50	UT	Swoopes, Tyrone 2 yd run (Domingue, Trent kick)
		6-84 1:33, UT 7 - OSU 14
01:25	UT	Foreman, D'Onta 22 yd run (Domingue kick blocked)
		8-73 2:30, UT 13 - OSU 14
01:25	OSU	Flowers, Tre PAT return
		UT 13 - OSU 16
2nd 10:13	UT	Swoopes, Tyrone 12 yd run (Domingue kick blocked)
		14-81 4:37, UT 19 - OSU 16
08:33	OSU	Rudolph, Mason 10 yd run (Grogan, Ben kick)
		5-80 1:40, UT 19 - OSU 23
06:31	UT	Beck 39 yd pass from Buechele (Domingue kick blocked)
		5-75 2:02, UT 25 - OSU 23
05:05	OSU	McCleskey 36 yd pass from Rudolph (Grogan kick)
		4-75 1:26, UT 25 - OSU 30
00:31	OSU	McCleskey 52 yd pass from Rudolph (Grogan kick)
		7-84 1:02, UT 25 - OSU 37
3rd 05:11	OSU	Sanders, Barry J. 1 yd run (Grogan, Ben kick blocked)
		2-1 0:41, UT 25 - OSU 43
04:08	UT	Foreman, D'Onta 62 yd run (Swoopes rush failed)
		4-75 1:03, UT 31 - OSU 43
4th 11:54	OSU	Grogan, Ben 26 yd field goal
		9-53 3:52, UT 31 - OSU 46
06:44	OSU	Grogan, Ben 24 yd field goal
		8-61 3:13, UT 31 - OSU 49

	UT	OSU
FIRST DOWNS	26	22
RUSHES-YARDS (NET)	49-329	43-163
PASSING YDS (NET)	239	392
Passes Att-Comp-Int	33-21-1	28-19-0
TOTAL OFFENSE PLAYS-YARDS	82-568	71-555
Fumble Returns-Yards	0-0	0-0
Punt Returns-Yards	3-18	1-8
Kickoff Returns-Yards	7-143	2-38
Interception Returns-Yards	0-0	1-14
Punts (Number-Avg)	5-45.2	6-46.0
Fumbles-Lost	1-0	0-0
Penalties-Yards	5-39	7-70
Possession Time	29:22	30:38
Third-Down Conversions	6 of 16	7 of 15
Fourth-Down Conversions	2 of 3	0 of 0
Red-Zone Scores-Chances	2-4	4-4
Sacks By: Number-Yards	3-20	2-5


**RUSHING:** Texas-Foreman, D'Onta 17-148; Warren III, C. 10-106; Porter, Kyle 7-30; Swoopes, Tyrone 6-24; Buechele, Shane 8-15; Dickson, Michae 1-6. Oklahoma State-Hill, Justice 25-135; Childs, Rennie 2-12; Sanders, Barry J. 6-12; Rudolph, Mason 8-2; McCleskey, Jalen 1-1; Carr, Jeff 1-1.

**PASSING:** Texas-Buechele, Shane 21-33-1-239. Oklahoma State-Rudolph, Mason 19-28-0-392.

**RECEIVING:** Texas-Oliver, Jake 4-37; Heard, Jerrod 4-37; Foreman, Armant 3-19; Leonard, Dorian 2-55; Burt, John 2-16; Beck, Andrew 1-39; Foreman, D'Onta 1-21; Humphrey, Lil'J 1-8; Duvernay, Devin 1-6; Porter, Kyle 1-2; Joe, Lorenzo 1-minus 1. Oklahoma State-McCleskey, Jalen 4-109; Jarwin, Blake 4-50; Washington, James 3-91; Lacy, Chris 3-52; Seales, Jhajuan 3-49; Brown, Keenen 1-38; Sanders, Barry J. 1-3.

**INTERCEPTIONS:** Texas-None. Oklahoma State-Sterns, Jordan 1-14.

**FUMBLES:** Texas-Buechele, Shane 1-0. Oklahoma State-None.

	<b>GAME SIX</b> Oct. 8, 2016   Stillwater, Okla. Attendance: 53,239   TV: ESPNU
<b>IOWA STATE</b>	<b>31</b>
<b>OKLAHOMA STATE</b> RV/RV	<b>38</b>

Captains: Derrick Moncrief, Tre Flowers, Chris Lacy, Victor Salako

Score by Quarters	1	2	3	4	Score
Iowa State	3	14	14	0	31
Oklahoma State	7	7	7	17	38

Scoring Summary

1st 05:53	ISU	Netten, Cole 35 yd field goal
		12-56 4:10, ISU 3 - OSU 0
04:13	OSU	Seales, J. 33 yd pass from Rudolph (Grogan kick)
		9-75 1:40, ISU 3 - OSU 7
2nd 12:59	ISU	Lazard, Allen 3 yd pass from Park, Jacob (Netten kick)
		4-64 1:16, ISU 10 - OSU 7
05:51	OSU	Hill, Justice 5 yd run (Grogan, Ben kick)
		4-66 1:07, ISU 10 - OSU 14
02:58	ISU	Montgomery, Da. 1 yd run (Netten, Cole kick)
		10-75 2:53, ISU 17 - OSU 14
3rd 12:13	ISU	Ryen, T. 35 yd pass from Lanning, Joel (Netten kick)
		3-45 1:03, ISU 24 - OSU 14
05:55	ISU	Lazard, Allen 18 yd pass from Lanning (Netten kick)
		7-85 3:26, ISU 31 - OSU 14
02:24	OSU	Washington, J. 35 yd pass from Rudolph (Grogan kick)
		3-55 0:31, ISU 31 - OSU 21
4th 14:51	OSU	McCleskey 3 yd pass from Rudolph (Grogan kick)
		7-41 2:21, ISU 31 - OSU 28
11:33	OSU	Grogan, Ben 30 yd field goal
		6-52 2:21, ISU 31 - OSU 31
03:40	OSU	Washington, J. 3 yd pass from Rudolph (Grogan kick)
		8-64 4:02, ISU 31 - OSU 38

	ISU	OSU
FIRST DOWNS	26	20
RUSHES-YARDS (NET)	42-165	33-108
PASSING YDS (NET)	283	351
Passes Att-Comp-Int	44-25-2	44-26-0
TOTAL OFFENSE PLAYS-YARDS	86-448	77-459
Fumble Returns-Yards	0-0	0-0
Punt Returns-Yards	2-9	1-0
Kickoff Returns-Yards	5-92	1-18
Interception Returns-Yards	0-0	2-0
Punts (Number-Avg)	6-40.8	9-40.4
Fumbles-Lost	3-1	1-0
Penalties-Yards	7-41	5-63
Possession Time	31:56	28:04
Third-Down Conversions	7 of 17	6 of 17
Fourth-Down Conversions	0 of 2	0 of 1
Red-Zone Scores-Chances	4-4	4-5
Sacks By: Number-Yards	1-6	7-38

**RUSHING:** Iowa State-Lanning, Joel 18-67; Warren, Mike 9-50; Montgomery, Da. 7-29; Jones, D. 3-25; Park, Jacob 4-minus 1; TEAM 1-minus 5. Oklahoma State-Hill, Justice 18-57; Carr, Jeff 1-33; Washington, James 1-16; Sanders, Barry J. 4-9; Childs, Rennie 3-8; Rudolph, Mason 3-1; TEAM 3-minus 16.

**PASSING:** Iowa State-Lanning, Joel 19-32-0-190; Park, Jacob 6-12-2-93. Oklahoma State-Rudolph, Mason 26-44-0-351.

**RECEIVING:** Iowa State-Ryen, Trevor 6-74; Lazard, Allen 6-55; Epps, Carson 5-60; Daley, Dondre 3-73; Jones, D. 2-12; Montgomery, Da. 1-8; Warren, Mike 1-4; Harms, Sam 1-1; Lanning, Joel 0-minus 4. Oklahoma State-Washington, James 8-152; McCleskey, Jalen 5-74; Jarwin, Blake 3-24; Lacy, Chris 2-27; Sanders, Barry J. 2-20; Hill, Justice 2-16; Childs, Rennie 2-5; Seales, Jhajuan 1-33; Veatch, Zac 1-0.


**INTERCEPTIONS:** Iowa State-None. Oklahoma State-Burton, Jordan 1-0; Moncrief, Derrick 1-0.

**FUMBLES:** Iowa State-Ryen, Trevor 1-0; Lanning, Joel 1-0; Epps, Carson 1-1. Oklahoma State-Hill, Justice 1-0.





# BOX SCORES

	<b>GAME SEVEN</b> Oct. 22, 2016   Lawrence, Kan. Attendance: 26,262   TV: FS1
<b>OKLAHOMA STATE</b> RV/RV	<b>44</b>
<b>KANSAS</b>	<b>20</b>

Captains: Austin Hays, Jerel Morrow, Vincent Taylor, Keegan Metcalf

Score by Quarters	1	2	3	4	Score
Oklahoma State	7	10	17	10	44
Kansas	7	6	7	0	20

#### Scoring Summary

1st 06:12	KU	Gonzalez, L. 68 yd pass from Cozart (Wyman kick)	1-68 0:05, OSU 0 - KU 7
03:09	OSU	Carson, Chris 1 yd run (Grogan, Ben kick)	6-75 3:03, OSU 7 - KU 7
2nd 13:13	KU	Wyman, Matthew 29 yd field goal	10-63 4:56, OSU 7 - KU 10
06:56	OSU	Grogan, Ben 32 yd field goal	6-19 3:20, OSU 10 - KU 10
04:27	KU	Wyman, Matthew 40 yd field goal	8-52 2:29, OSU 10 - KU 13
02:47	OSU	Hill, Justice 1 yd run (Grogan, Ben kick)	5-74 1:34, OSU 17 - KU 13
3rd 10:57	OSU	Carson, 15 yd pass from Rudolph, M. (Grogan kick)	6-26 2:44, OSU 24 - KU 13
06:24	KU	Taylor Martin 6 yd run (Wyman, Matthew kick)	10-75 4:33, OSU 24 - KU 20
03:25	OSU	Childs, Rennie 1 yd run (Grogan, Ben kick)	1-1 0:04, OSU 31 - KU 20
00:36	OSU	Grogan, Ben 25 yd field goal	4-8 1:07, OSU 34 - KU 20
4th 09:34	OSU	Grogan, Ben 25 yd field goal	12-89 4:00, OSU 37 - KU 20
05:04	OSU	Carson, Chris 16 yd run (Grogan, Ben kick)	7-85 3:05, OSU 44 - KU 20

	OSU	KU
FIRST DOWNS	23	20
RUSHES-YARDS (NET)	46-230	33-204
PASSING YDS (NET)	252	250
Passes Att-Comp-Int	27-18-0	40-24-2
TOTAL OFFENSE PLAYS-YARDS	73-482	73-454
Fumble Returns-Yards	0-0	0-0
Punt Returns-Yards	1-12	0-0
Kickoff Returns-Yards	2-53	4-53
Interception Returns-Yards	2-91	0-0
Punts (Number-Avg)	4-42.0	4-45.8
Fumbles-Lost	1-1	1-1
Penalties-Yards	5-45	5-46
Possession Time	32:48	27:12
Third-Down Conversions	5 of 13	5 of 14
Fourth-Down Conversions	0 of 0	0 of 2
Red-Zone Scores-Chances	8-8	2-3
Sacks By: Number-Yards	0-0	5-31


**RUSHING:** Oklahoma State-Hill, Justice 22-162; Carson, Chris 8-59; Washington, James 2-10; Childs, Rennie 3-10; Sanders, Barry J. 1-2; Carr, Jeff 2-minus 1; Rudolph, Mason 8-minus 12. Kansas-Kinner, Ke'aun 14-145; Taylor Martin 11-32; Cozart, Montell 6-30; Evans, Denzell 1-minus 1; TEAM 1-minus 2.

**PASSING:** Oklahoma State-Rudolph, Mason 16-24-0-220; Hays, Austin 1-1-0-22; Cornelius, Taylor 1-1-0-10; McCleskey, Jalen 0-1-0-0. Kansas-Cozart, Montell 24-40-2-250.

**RECEIVING:** Oklahoma State-McCleskey, Jalen 6-129; Carson, Chris 2-27; Seales, Jhajuan 2-9; Jarwin, Blake 1-22; Hill, Justice 1-22; Lacy, Chris 1-11; Obialo, Obi 1-10; Washington, James 1-9; Veatch, Zac 1-8; Childs, Rennie 1-3; Sanders, Barry J. 1-2. Kansas-Sims, Steven 9-90; Gonzalez, L. 6-106; Hartzog, Bobby 4-30; Brewer, Keegan 2-12; Barbel, Shakiem 1-8; Johnson, Ben 1-3; Kinner, Ke'aun 1-1.

**INTERCEPTIONS:** Oklahoma State-Osborne, DeQuinton 1-27; Sterns, Jordan 1-21; Owens, Jarrell 0-29; Taylor, Vincent 0-14. Kansas-None.

**FUMBLES:** Oklahoma State-Rudolph, Mason 1-1. Kansas-Kinner, Ke'aun 1-1.

	<b>GAME EIGHT</b> Oct. 29, 2016   Stillwater, Okla. Attendance: 59,584   TV: FOX
<b>WEST VIRGINIA</b> 10/9	<b>20</b>
<b>OKLAHOMA STATE</b> RV/RV	<b>37</b>

Captains: Ashton Lampkin, Chris Carson, Barry J. Sanders, Brad Lundblade

Score by Quarters	1	2	3	4	Score
West Virginia	3	7	0	10	20
Oklahoma State	6	14	7	10	37

#### Scoring Summary

1st 10:57	WVU	Molina, Mike 36 yd field goal	11-56 4:03, WVU 3 - OSU 0
07:02	OSU	Grogan, Ben 32 yd field goal	8-49 3:55, WVU 3 - OSU 3
01:25	OSU	Grogan, Ben 25 yd field goal	10-71 3:22, WVU 3 - OSU 6
2nd 11:28	WVU	Gibson, S. 19 yd pass from Howard, S. (Molina kick)	12-75 4:57, WVU 10 - OSU 6
08:26	OSU	Lacy, Chris 5 yd pass from Rudolph (Grogan kick)	2-13 0:41, WVU 10 - OSU 13
00:15	OSU	McCleskey, J. 3 yd pass from Rudolph (Grogan kick)	15-78 5:01, WVU 10 - OSU 20
3rd 02:08	OSU	Rudolph, Mason 2 yd run (Grogan, Ben kick)	3-9 1:18, WVU 10 - OSU 27
4th 14:50	WVU	Howard, Skyler 12 yd run (Molina, Mike kick)	9-75 2:18, WVU 17 - OSU 27
08:58	WVU	Molina, Mike 21 yd field goal	10-79 4:14, WVU 20 - OSU 27
05:15	OSU	Lacy, Chris 7 yd pass from Rudolph, M. (Grogan kick)	9-67 3:43, WVU 20 - OSU 34
01:39	OSU	Grogan, Ben 22 yd field goal	4-4 2:38, WVU 20 - OSU 37

	WVU	OSU
FIRST DOWNS	27	17
RUSHES-YARDS (NET)	41-209	31-85
PASSING YDS (NET)	212	273
Passes Att-Comp-Int	39-24-2	36-26-0
TOTAL OFFENSE PLAYS-YARDS	80-421	67-358
Fumble Returns-Yards	0-0	1-5
Punt Returns-Yards	2-1	1-7
Kickoff Returns-Yards	1-27	2-51
Interception Returns-Yards	0-0	2-85
Punts (Number-Avg)	3-45.3	4-44.8
Fumbles-Lost	1-1	0-0
Penalties-Yards	6-46	3-30
Possession Time	30:09	29:51
Third-Down Conversions	8 of 16	8 of 16
Fourth-Down Conversions	0 of 0	0 of 0
Red-Zone Scores-Chances	4-4	7-7
Sacks By: Number-Yards	1-5	4-38


**RUSHING:** West Virginia-Crawford, J 14-87; McKoy, Kennedy 10-83; Shell, Rushel 7-38; Durante, Jovon 1-20; TEAM 1-minus 2; Howard, Skyler 8-minus 17. Oklahoma State-Hill, Justice 19-54; Carson, Chris 5-15; Rudolph, Mason 5-10; Sanders, Barry J. 1-5; Childs, Rennie 1-1.

**PASSING:** West Virginia-Howard, Skyler 24-39-2-212. Oklahoma State-Rudolph, Mason 26-36-0-273.

**RECEIVING:** West Virginia-Shorts, Daikiel 8-82; White, Ka'Rawn 6-60; Durante, Jovon 3-9; Gibson, Shelton 2-33; Crawford, J 2-8; Mathis, Devonte 1-13; McKoy, Kennedy 1-4; Shell, Rushel 1-3. Oklahoma State-McCleskey, Jalen 11-66; Washington, James 6-117; Lacy, Chris 3-31; Seales, Jhajuan 3-21; Jarwin, Blake 1-23; Veatch, Zac 1-8; Carson, Chris 1-7.

**INTERCEPTIONS:** West Virginia-None. Oklahoma State-Richards, Ramon 1-59; Henry, Kevin 1-26.

**FUMBLES:** West Virginia-Howard, Skyler 1-1. Oklahoma State-None.

	<b>GAME NINE</b> Nov. 5, 2016   Manhattan, Kan. Attendance: 52,450   TV: ABC/ESPN2
<b>OKLAHOMA STATE</b> 22/22	<b>43</b>
<b>KANSAS STATE</b>	<b>37</b>

Captains: Chris Lacy, Tre Flowers, Vincent Taylor and Zach Sinoir

Score by Quarters	1	2	3	4	Score
Oklahoma State	7	14	7	15	43
Kansas State	13	3	14	7	37

#### Scoring Summary

1st 09:20	KS	Ertz, Jesse 9 yd run (Patterson, Ian kick failed)	11-75 5:40, OSU 0 - KS 6
04:58	KS	Dimel, Winston 10 yd run (Patterson, Ian kick)	6-63 2:15, OSU 0 - KS 13
02:58	OSU	McCleskey 12 yd pass from Rudolph (Grogan kick)	6-75 2:00, OSU 7 - KS 13
2nd 13:42	OSU	Jarwin, Blake 54 yd pass from Rudolph (Grogan kick)	5-80 1:12, OSU 14 - KS 13
07:19	KS	Patterson, Ian 43 yd field goal	11-54 6:16, OSU 14 - KS 16
03:44	OSU	Washington 3 yd pass from Rudolph (Grogan kick)	9-75 3:35, OSU 21 - KS 16
3rd 08:20	KS	Shelley, Duke 29 yd interception return (Patterson kick)	OSU 21 - KS 23
02:34	KS	Ertz, Jesse 2 yd run (Patterson, Ian kick)	6-62 2:07, OSU 21 - KS 30
00:41	OSU	Hays, Austin 34 yd pass from Rudolph (Grogan kick)	5-75 1:53, OSU 28 - KS 30
4th 12:21	KS	Ertz, Jesse 1 yd run (Patterson, Ian kick)	7-58 3:12, OSU 28 - KS 37
07:45	OSU	Washington 82 yd pass from Rudolph (Grogan kick)	2-92 0:31, OSU 35 - KS 37
01:46	OSU	Carson 17 yd run (Childs pass from McCleskey)	8-80 3:49, OSU 43 - KS 37

	OSU	KS
FIRST DOWNS	29	24
RUSHES-YARDS (NET)	26-180	56-345
PASSING YDS (NET)	457	87
Passes Att-Comp-Int	38-29-2	18-12-1
TOTAL OFFENSE PLAYS-YARDS	64-637	74-432
Fumble Returns-Yards	0-0	0-0
Punt Returns-Yards	1-0	0-0
Kickoff Returns-Yards	1-17	5-142
Interception Returns-Yards	1-0	2-29
Punts (Number-Avg)	2-20.5	5-45.2
Fumbles-Lost	1-1	1-0
Penalties-Yards	7-67	4-31
Possession Time	23:30	36:30
Third-Down Conversions	2 of 5	5 of 13
Fourth-Down Conversions	0 of 1	1 of 2
Red-Zone Scores-Chances	3-3	5-7
Sacks By: Number-Yards	2-8	1-9

**RUSHING:** Oklahoma State-Carson, Chris 7-69; Hill, Justice 9-44; Sanders, Barry J. 3-34; Rudolph, Mason 5-26; Childs, Rennie 1-7; McCleskey, Jalen 1-0. Kansas State-Ertz, Jesse 30-153; Barnes, Alex 8-72; Jones, Charles 7-70; Silmon, Justin 5-29; Dimel, Winston 1-10; Warmack, Dalvin 3-8; Pringle, Byron 1-3; Lochbihler, M. 1-0.

**PASSING:** Oklahoma State-Rudolph, Mason 29-38-2-457. Kansas State-Ertz, Jesse 12-18-1-87.

**RECEIVING:** Oklahoma State-McCleskey, Jalen 8-68; Washington, James 7-117; Seales, Jhajuan 3-67; Hays, Austin 3-59; Lacy, Chris 3-33; Carson, Chris 3-17; Jarwin, Blake 2-96. Kansas State-Heath, D. 4-48; Zuber, Isaiah 4-20; Jones, Charles 1-9; Pringle, Byron 1-9; Silmon, Justin 1-2; Harris, Isaiah 1-minus 1.

**INTERCEPTIONS:** Oklahoma State-Sterns, Jordan 1-0. Kansas State-Shelley, Duke 1-29; Reed, D.J. 1-0.

**FUMBLES:** Oklahoma State-Sanders, Barry J. 1-1. Kansas State-Pringle, Byron 1-0.



# SELECT PLAYERS GAME-BY-GAME STATS

## 3 MARCELL ATEMAN

RECEIVER | 6-4 | 215 | SENIOR  
DALLAS, TEXAS/WYLIE EAST

### Career Highs

Receptions	8 at Iowa State, 11/14/15
Receiving Yards	132 at Iowa State, 11/14/15
Long Reception	82 vs. TCU, 11/7/15

### 2016 Season Highs

Receptions	Has not played
Receiving Yards	Has not played
Long Reception	Has not played

### Ateman's 2013 Game-by-Game Receiving Stats

Date	Opponent	No.	Yds.	TD	Long
Aug. 31	vs. Mississippi State	1	6	0	6
Sept. 7	at UTSA	4	40	0	22
Sept. 14	Lamar	3	46	0	29
Sept. 28	at West Virginia	1	6	0	6
Oct. 5	Kansas State	2	10	0	5
Oct. 19	TCU	0	0	0	0
Oct. 26	at Iowa State	0	0	0	0
Nov. 2	at Texas Tech	2	25	0	13
Nov. 9	Kansas	3	53	0	34
Nov. 16	at Texas	1	3	0	3
Nov. 23	Baylor	1	51	0	51
Dec. 7	Oklahoma	0	0	0	0
Jan. 3	vs. Missouri	4	36	0	23

### Ateman's 2014 Game-by-Game Receiving Stats

Date	Opponent	No.	Yds.	TD	Long
Aug. 30	vs. Florida State	0	0	0	0
Sept. 6	Missouri State	1	4	0	4
Sept. 13	UTSA	4	70	0	43
Sept. 25	Texas Tech	6	130	0	41
Oct. 4	Iowa State	3	33	0	16
Oct. 11	at Kansas	1	7	0	7
Oct. 18	at TCU	2	-3	0	3
Oct. 25	West Virginia	0	0	0	0
Nov. 1	at Kansas State	2	17	0	9
Nov. 15	Texas	1	10	0	10
Nov. 22	at Baylor	0	0	0	0
Dec. 6	at Oklahoma		DNP		
Jan. 2	vs. Washington	0	0	0	0

### Ateman's 2015 Game-by-Game Receiving Stats

Date	Opponent	No.	Yds.	TD	Long
Sept. 3	at Central Michigan	4	75	1	49
Sept. 12	Central Arkansas	4	46	0	21
Sept. 19	UTSA	1	13	1	13
Sept. 26	at Texas	4	69	0	29
Oct. 3	Kansas State	6	101	1	27
Oct. 10	at West Virginia	2	41	0	22
Oct. 24	Kansas	0	0	0	0
Oct. 31	at Texas Tech	3	31	0	13
Nov. 7	TCU	1	82	1	82
Nov. 14	at Iowa State	8	132	1	32
Nov. 21	Baylor	5	83	2	39
Nov. 28	Oklahoma	2	23	0	13
Jan. 1	vs. Ole Miss	5	70	0	27

### Ateman's 2016 Game-by-Game Receiving Stats

Date	Opponent	No.	Yds.	TD	Long
Sept. 3	SE Louisiana		DNP		
Sept. 10	Central Michigan		DNP		
Sept. 17	Pittsburgh		DNP		
Sept. 24	at Baylor		DNP		
Oct. 1	Texas		DNP		
Oct. 8	Iowa State		DNP		
Oct. 22	at Kansas		DNP		
Oct. 29	West Virginia		DNP		
Nov. 5	at Kansas State		DNP		
Nov. 12	Texas Tech				
Nov. 19	at TCU				
Dec. 3	at Oklahoma				

### Ateman's Career Receiving Stats

Year	G	Rec.	Yds.	Avg.	TD	Long	Avg./G
2013	13	22	276	12.5	0	51	21.2
2014	12	20	268	13.4	0	43	22.3
2015	13	45	766	17.0	5	82	58.9
Career	38	87	1310	15.1	5	82	34.5

## 20 JEFF CARR

RUNNING BACK | 5-7 | 180 | SOPHOMORE  
TEMPLE, TEXAS/TEMPLE

### Career Highs

Rushes	12 vs. Kansas, 10/24/15
Rushing Yards	51 vs. Kansas, 10/24/15
Rushing TD	1, twice, last vs. Southeastern Louisiana, 9/3/16
Long Rush	33 vs. Iowa State, 10/8/16
Long KR	53 vs. Central Arkansas, 9/12/15

### 2016 Season Highs

Rushes	6 vs. Southeastern Louisiana, 9/3/16
Rushing Yards	42 vs. Southeastern Louisiana, 9/3/16
Rushing TD	1 vs. Southeastern Louisiana, 9/3/16
Long Rush	33 vs. Iowa State, 10/8/16
Long KR	19 vs. Pittsburgh, 9/18/16

### Carr's 2015 Game-by-Game Rushing Stats

Date	Opponent	No.	Gain	Loss	Net	TD	Long	Avg.
Sept. 3	at Central Michigan	0	0	0	0	0	0	0
Sept. 12	Central Arkansas	6	41	0	41	0	23	6.8
Sept. 19	UTSA	3	8	0	8	0	5	2.7
Sept. 26	at Texas	1	2	0	2	0	2	2.0
Oct. 3	Kansas State	6	15	0	15	0	6	2.5
Oct. 10	at West Virginia	0	0	0	0	0	0	0
Oct. 24	Kansas	12	52	1	51	1	14	4.2
Oct. 31	at Texas Tech	2	15	0	15	0	15	7.5
Nov. 7	TCU	2	3	1	2	0	3	1.0
Nov. 14	at Iowa State	1	2	0	2	0	2	2.0
Nov. 21	Baylor	1	6	0	6	0	6	6.0
Nov. 28	Oklahoma	2	0	0	0	0	0	0.0
Jan. 1	vs. Ole Miss	0	0	0	0	0	0	0.0

### Carr's 2015 Game-by-Game Receiving Stats

Date	Opponent	No.	Yds.	TD	Long
Sept. 3	at Central Michigan	1	6	0	6
Sept. 12	Central Arkansas	1	-3	0	0
Sept. 19	UTSA	1	0	0	0
Sept. 26	at Texas	0	0	0	0
Oct. 3	Kansas State	1	2	0	2
Oct. 10	at West Virginia	1	0	0	0
Oct. 24	Kansas	0	0	0	0
Oct. 31	at Texas Tech	0	0	0	0
Nov. 7	TCU	3	9	1	12
Nov. 14	at Iowa State	1	7	1	7
Nov. 21	Baylor	0	0	0	0
Nov. 28	Oklahoma	1	3	0	3
Jan. 1	vs. Ole Miss	1	0	0	0

### Carr's 2016 Game-by-Game Rushing Stats

Date	Opponent	No.	Gain	Loss	Net	TD	Long	Avg.
Sept. 3	SE Louisiana	6	42	0	42	1	26	7.0
Sept. 10	Central Michigan	0	0	0	0	0	0	0.0
Sept. 17	Pittsburgh	0	0	0	0	0	0	0.0
Sept. 24	at Baylor	2	11	1	10	0	11	5.0
Oct. 1	Texas	1	1	0	1	0	1	1.0
Oct. 8	Iowa State	1	33	0	33	0	33	33.0
Oct. 22	at Kansas	2	0	1	-1	0	0	-0.5
Oct. 29	West Virginia				DNP			
Nov. 5	at Kansas State				DNP			
Nov. 12	Texas Tech							
Nov. 19	at TCU							
Dec. 3	at Oklahoma							

### Carr's 2016 Game-by-Game Receiving Stats

Date	Opponent	No.	Yds.	TD	Long
Sept. 3	SE Louisiana	1	4	0	4
Sept. 10	Central Michigan	0	0	0	0
Sept. 17	Pittsburgh	0	0	0	0
Sept. 24	at Baylor	0	0	0	0
Oct. 1	Texas	0	0	0	0
Oct. 8	Iowa State	0	0	0	0
Oct. 22	at Kansas	0	0	0	0
Oct. 29	West Virginia		DNP		
Nov. 5	at Kansas State		DNP		
Nov. 12	Texas Tech				
Nov. 19	at TCU				
Dec. 3	at Oklahoma				

### Carr's Career Rushing Stats

Year	G	Att.	Gain	Loss	Net	Avg.	TD	Long	Avg./G
2015	13	36	144	2	142	3.9	1	23	10.9
2016	7	12	87	2	85	7.1	1	33	12.1
Career	20	48	231	4	227	4.7	2	33	11.4

### Carr's Career Receiving Stats

Year	G	Rec.	Yds.	Avg.	TD	Long	Avg./G
2015	13	11	24	2.2	2	12	1.8
2016	7	1	4	4.0	0	4	0.6
Career	20	12	28	2.3	2	12	1.4

### Carr's Career Special Teams Stats

Year	GP	KR	Yds	Avg	TD	Long	PR	Yds	Avg	TD	Long
2015	13	29	623	21.5	0	53	0	0	0	0	0
2016	7	3	48	16.0	0	19	0	0	0	0	0
Career	20	32	671	21.0	0	53	0	0	0	0	0

## 32 CHRIS CARSON

RUNNING BACK | 6-1 | 215 | SENIOR  
LILBURN, GA./PARKVIEW/BUTLER CC

### Career Highs

Rushes	21 at Central Michigan, 9/3/15
Rushing Yards	104 vs. UTSA, 9/19/15
Rushing TD	2, twice, last at Kansas, 10/22/16
Long Rush	26 vs. UTSA, 9/19/15

### 2016 Season Highs

Rushes	8, twice, last at Kansas, 10/22/16
Rushing Yards	69 at Kansas State, 11/5/16
Rushing TD	2 at Kansas, 10/22/16
Long Rush	18 at Kansas State, 11/5/16

### Carson's 2015 Game-by-Game Rushing Stats

Date	Opponent	No.	Yds.	TD	Long
Sept. 3	at Central Michigan	21	89	0	11
Sept. 12	Central Arkansas	15	63	1	21
Sept. 19	UTSA	17	104	2	26
Sept. 26	at Texas	12	41	0	13
Oct. 3	Kansas State		DNP		
Oct. 10	at West Virginia	14	27	0	5
Oct. 24	Kansas	9	44	0	13
Oct. 31	at Texas Tech	7	27	0	11
Nov. 7	TCU	1	11	0	11
Nov. 14	at Iowa State	12	70	1	21
Nov. 21	Baylor	6	20	0	9
Nov. 28	Oklahoma	7	38	0	0
Jan. 1	vs. Ole Miss	10	22	9	13



# SELECT PLAYERS GAME-BY-GAME STATS

## Carson's 2015 Game-by-Game Receiving Stats

Date	Opponent	No.	Yds.	TD	Long
Sept. 3	at Central Michigan	2	23	0	23
Sept. 12	Central Arkansas	1	-6	0	0
Sept. 19	UTSA	1	4	0	4
Sept. 26	at Texas	0	0	0	0
Oct. 3	Kansas State		DNP		
Oct. 10	at West Virginia	1	11	0	11
Oct. 24	Kansas	1	4	0	4
Oct. 31	at Texas Tech	2	26	0	19
Nov. 7	TCU	0	0	0	0
Nov. 14	at Iowa State	1	10	0	10
Nov. 21	Baylor	2	36	0	25
Nov. 28	Oklahoma	2	3	0	7
Jan. 1	vs. Ole Miss	4	59	0	28

## Carson's 2016 Game-by-Game Rushing Stats

Date	Opponent	No.	Yds.	TD	Long
Sept. 3	SE Louisiana	4	18	1	10
Sept. 10	Central Michigan	8	27	0	12
Sept. 17	Pittsburgh		DNP		
Sept. 24	at Baylor		DNP		
Oct. 1	Texas		DNP		
Oct. 8	Iowa State		DNP		
Oct. 22	at Kansas	8	59	2	16
Oct. 29	West Virginia	5	15	0	5
Nov. 5	at Kansas State	7	69	1	18
Nov. 12	Texas Tech				
Nov. 19	at TCU				
Dec. 3	at Oklahoma				

## Carson's 2016 Game-by-Game Receiving Stats

Date	Opponent	No.	Yds.	TD	Long
Sept. 3	SE Louisiana	1	8	0	8
Sept. 10	Central Michigan	4	52	0	18
Sept. 17	Pittsburgh		DNP		
Sept. 24	at Baylor		DNP		
Oct. 1	Texas		DNP		
Oct. 8	Iowa State		DNP		
Oct. 22	at Kansas	2	27	1	15
Oct. 29	West Virginia	1	7	0	7
Nov. 5	at Kansas State	3	17	0	7
Nov. 12	Texas Tech				
Nov. 19	at TCU				
Dec. 3	at Oklahoma				

## Carson's Career Rushing Stats

Year	G	Att.	Gain	Loss	Net	Avg.	TD	Long	Avg./G
2015	12	131	557	40	517	3.9	4	26	43.1
2016	5	32	193	5	188	5.9	4	18	37.6
Career	17	163	750	45	705	4.3	8	26	41.5

## Carson's Career Receiving Stats

Year	G	Rec.	Yds.	Avg.	TD	Long	Avg./G
2015	12	17	170	10.0	0	28	14.2
2016	5	11	111	10.1	1	18	22.2
Career	17	28	281	10.0	1	28	16.5

## 23 RENNIE CHILDS

RUNNING BACK | 5-10 | 208 | SENIOR  
HOUSTON, TEXAS/CYPRESS RIDGE

### Career Highs

Rushes	21 at Texas, 9/26/15
Rushing Yards	101 vs. Pittsburgh, 9/17/16
Rushing TD	4 vs. Pittsburgh, 9/17/16
Long Rush	67 vs. Pittsburgh, 9/17/16

### 2016 Season Highs

Rushes	18, at Baylor, 9/24/16
Rushing Yards	101 vs. Pittsburgh, 9/17/16
Rushing TD	4 vs. Pittsburgh, 9/17/16
Long Rush	67 vs. Pittsburgh, 9/17/16

## Childs' 2013 Game-by-Game Rushing Stats

Date	Opponent	No.	Gain	Loss	Net	TD	Long	Avg.
Aug. 31	vs. Mississippi St.				DNP			
Sept. 7	at UTSA	1	4	0	4	0	4	4.0
Sept. 14	Lamar	5	12	1	11	0	7	2.2
Sept. 28	at West Virginia				DNP			
Oct. 5	Kansas State				DNP			
Oct. 19	TCU	9	50	5	45	1	16	5.0
Oct. 26	at Iowa State	2	2	3	-1	0	2	-0.5
Nov. 2	at Texas Tech	9	71	1	70	0	22	7.8
Nov. 9	Kansas	4	5	1	4	0	2	1.1
Nov. 16	at Texas	4	9	0	9	0	3	2.2
Nov. 23	Baylor	4	35	0	35	0	30	8.8
Dec. 7	Oklahoma				DNP			
Jan. 3	vs. Missouri	3	12	0	12	0	8	4.0

## Childs' 2013 Game-by-Game Receiving Stats

Date	Opponent	No.	Yds.	TD	Long
Aug. 31	vs. Mississippi St.		DNP		
Sept. 7	at UTSA	1	-3	0	-3
Sept. 14	Lamar	1	14	0	14
Sept. 28	at West Virginia		DNP		
Oct. 5	Kansas State		DNP		
Oct. 19	TCU	1	34	0	34
Oct. 26	at Iowa State	0	0	0	0
Nov. 2	at Texas Tech	0	0	0	0
Nov. 9	Kansas	0	0	0	0
Nov. 16	at Texas	0	0	0	0
Nov. 23	Baylor	0	0	0	0
Dec. 7	Oklahoma		DNP		
Jan. 3	vs. Missouri	1	4	0	4

## Childs' 2014 Game-by-Game Rushing Stats

Date	Opponent	No.	Gain	Loss	Net	TD	Long	Avg.
Aug. 30	vs. Florida State	10	51	4	47	0	19	4.7
Sept. 6	Missouri State	12	40	1	39	2	14	3.2
Sept. 13	UTSA	13	52	8	44	0	15	3.4
Sept. 25	Texas Tech	5	12	2	10	0	4	2.0
Oct. 4	Iowa State	3	13	0	13	0	11	4.3
Oct. 11	at Kansas	7	31	0	31	0	9	4.4
Oct. 18	at TCU				DNP			
Oct. 25	West Virginia				DNP			
Nov. 1	at Kansas State	9	36	0	36	0	13	4.0
Nov. 15	Texas	2	7	0	7	0	4	3.5
Nov. 22	at Baylor	8	34	0	34	1	15	4.2
Dec. 6	at Oklahoma				DNP			
Jan. 2	vs. Washington	9	38	5	33	0	9	3.7

## Childs' 2014 Game-by-Game Receiving Stats

Date	Opponent	No.	Yds.	TD	Long
Aug. 30	vs. Florida State	0	0	0	0
Sept. 6	Missouri State	0	0	0	0
Sept. 13	UTSA	0	0	0	0
Sept. 25	Texas Tech	0	0	0	0
Oct. 4	Iowa State	0	0	0	0
Oct. 11	at Kansas	0	0	0	0
Oct. 18	at TCU		DNP		
Oct. 25	West Virginia		DNP		
Nov. 1	at Kansas State	0	0	0	0
Nov. 15	Texas	0	0	0	0
Nov. 22	at Baylor	0	0	0	0
Dec. 6	at Oklahoma		DNP		
Jan. 2	vs. Washington	1	16	0	16

## Childs' 2015 Game-by-Game Rushing Stats

Date	Opponent	No.	Gain	Loss	Net	TD	Long	Avg.
Sept. 3	at Central Michigan	5	36	0	36	0	26	7.2
Sept. 12	Central Arkansas	8	59	9	50	0	35	6.2
Sept. 19	UTSA	8	39	2	37	1	9	4.7
Sept. 26	at Texas	21	58	4	54	0	10	2.6
Oct. 3	Kansas State				DNP			
Oct. 10	at West Virginia	10	36	2	34	1	13	3.4
Oct. 24	Kansas	4	21	0	21	0	12	5.2
Oct. 31	at Texas Tech	4	13	0	13	0	7	3.2
Nov. 7	TCU	2	14	0	14	0	7	7.0
Nov. 14	at Iowa State	0	0	0	0	0	0	0.0
Nov. 21	Baylor	2	8	3	5	0	8	2.5
Nov. 28	Oklahoma	5	19	1	18	0	7	3.6
Jan. 1	vs. Ole Miss	3	1	2	-1	0	1	-0.3

## Childs' 2015 Game-by-Game Receiving Stats

Date	Opponent	No.	Yds.	TD	Long
Sept. 3	at Central Michigan	0	0	0	0
Sept. 12	Central Arkansas	1	10	0	10
Sept. 19	UTSA	1	7	0	7
Sept. 26	at Texas	0	0	0	0
Oct. 3	Kansas State		DNP		
Oct. 10	at West Virginia	2	36	0	31
Oct. 24	Kansas	1	3	0	3
Oct. 31	at Texas Tech	0	0	0	0
Nov. 7	TCU	0	0	0	0
Nov. 14	at Iowa State	1	9	0	9
Nov. 21	Baylor	1	0	0	0
Nov. 28	Oklahoma	1	1	0	1
Jan. 1	vs. Ole Miss	0	0	0	0

## Childs' 2016 Game-by-Game Rushing Stats

Date	Opponent	No.	Gain	Loss	Net	TD	Long	Avg.
Sept. 3	SE Louisiana	3	25	4	21	0	25	7.0
Sept. 10	Central Michigan	1	1	0	1	0	1	1.0
Sept. 17	Pittsburgh	10	101	1	101	4	67	10.1
Sept. 24	at Baylor	18	42	7	35	2	6	1.9
Oct. 1	Texas	2	12	0	12	0	12	6.0
Oct. 8	Iowa State	3	8	0	8	0	6	2.7
Oct. 22	at Kansas	3	10	0	10	1	8	3.3
Oct. 29	West Virginia	1	1	0	1	0	1	1.0
Nov. 5	at Kansas State	1	7	0	7	0	7	7.0
Nov. 12	Texas Tech							
Nov. 19	at TCU							
Dec. 3	at Oklahoma							

## Childs' 2016 Game-by-Game Receiving Stats

Date	Opponent	No.	Yds.	TD	Long
Sept. 3	SE Louisiana	0	0	0	0
Sept. 10	Central Michigan	0	0	0	0
Sept. 17	Pittsburgh	0	0	0	0
Sept. 24	at Baylor	2	21	0	17
Oct. 1	Texas	0	0	0	0
Oct. 8	Iowa State	2	5	0	8
Oct. 22	at Kansas	1	3	0	3
Oct. 29	West Virginia	0	0	0	0
Nov. 5	at Kansas State	0	0	0	0
Nov. 12	Texas Tech				
Nov. 19	at TCU				
Dec. 3	at Oklahoma				

## Childs' Career Rushing Stats

Year	G	Att.	Gain	Loss	Net	Avg.	TD	Long	Avg./G
2013	9	41	200	11	189	4.6	1	30	21.0
2014	10	78	314	20	294	3.8	3	19	29.4
2015	12	72	304	23	281	3.9	2	35	23.4
2016	9	42	208	12	196	4.7	7	67	21.8
Career	40	233	1026	66	960	4.1	13	67	24.0

## Childs' Career Receiving Stats

Year	G	Rec.	Yds.	Avg.	TD	Long	Avg./G
2013	9	4	49	12.2	0	34	5.4
2014	10	1	16	16.0	0	16	1.6
2015	12	8	66	8.2	0	31	5.5
2016	9	5	29	5.8	0	17	3.2
Career	40	18	160	8.9	0	34	4.0



# SELECT PLAYERS GAME-BY-GAME STATS

## 19 BEN GROGAN

KICKER | 6-1 | 190 | SENIOR  
ARLINGTON, TEXAS/MARTIN

### Career Highs

Longest FG 47 vs. UTSA, 9/13/14  
Most FG Made 4, twice, last vs. Missouri State, 9/6/14

### 2016 Season Highs

Longest FG 45 vs. Pittsburgh, 9/17/16  
Most FG Made 3 at Kansas, 10/22/16

### Grogan's 2013 Game-by-Game Kicking Stats

Date	Opponent	PAT-A	FGM-FGA	Lg	Blk
Aug. 31	vs. Mississippi State	3-3	0-1	0	1
Sept. 7	at UTSA	8-8	0-0	0	0
Sept. 14	Lamar	8-8	1-1	39	0
Sept. 28	at West Virginia	3-3	0-2	0	0
Oct. 5	Kansas State	3-3	4-5	34	1
Oct. 19	TCU	3-3	1-3	28	0
Oct. 26	at Iowa State	7-8	1-1	22	0
Nov. 2	at Texas Tech	7-7	1-1	41	0
Nov. 9	Kansas	6-6	0-0	0	0
Nov. 16	at Texas	5-5	1-1	39	0
Nov. 23	Baylor	7-7	0-0	0	0
Dec. 7	Oklahoma	3-3	1-1	41	0
Jan. 3	vs. Missouri	4-4	1-2	25	0

### Grogan's 2014 Game-by-Game Kicking Stats

Date	Opponent	PAT-A	FGM-FGA	Lg	Blk
Aug. 30	vs. Florida State	4-4	1-2	37	0
Sept. 6	Missouri State	4-4	4-6	37	0
Sept. 13	UTSA	4-4	3-3	47	0
Sept. 25	Texas Tech	6-6	1-1	42	0
Oct. 4	Iowa State	4-4	3-3	34	0
Oct. 11	at Kansas	3-3	2-3	43	0
Oct. 18	at TCU	0-0	3-3	30	0
Oct. 25	West Virginia	1-1	1-2	40	0
Nov. 1	at Kansas State	2-2	0-0	0	0
Nov. 15	Texas	1-1	0-0	0	0
Nov. 22	at Baylor	4-4	0-0	0	0
Dec. 6	at Oklahoma	5-5	1-1	21	0
Jan. 2	vs. Washington	3-3	3-4	40	0

### Grogan's 2015 Game-by-Game Kicking Stats

Date	Opponent	PAT-A	FGM-FGA	Lg	Blk
Sept. 3	at Central Michigan	3-3	1-3	22	0
Sept. 12	Central Arkansas	2-4	2-2	31	0
Sept. 19	UTSA	8-8	2-2	43	0
Sept. 26	at Texas	3-3	3-3	41	0
Oct. 3	Kansas State	3-4	1-1	37	0
Oct. 10	at West Virginia	3-3	2-2	22	0
Oct. 24	Kansas	8-8	0-1	0	0
Oct. 31	at Texas Tech	10-10	0-0	0	0
Nov. 7	TCU	7-7	0-0	0	0
Nov. 14	at Iowa State	5-5	0-1	0	0
Nov. 21	Baylor	5-5	0-0	0	0
Nov. 28	Oklahoma	2-2	3-3	43	0
Jan. 1	vs. Ole Miss	2-2	2-2	31	0

### Grogan's 2016 Game-by-Game Kicking Stats

Date	Opponent	PAT-A	FGM-FGA	Lg	Blk
Sept. 3	SE Louisiana	7-7	2-2	32	0
Sept. 10	Central Michigan	3-3	1-1	35	0
Sept. 17	Pittsburgh	6-6	1-2	45	0
Sept. 24	at Baylor	3-3	1-2	28	0
Oct. 1	Texas	5-6	2-2	26	1
Oct. 8	Iowa State	5-5	1-1	30	0
Oct. 22	at Kansas	5-5	3-3	32	0
Oct. 29	West Virginia	4-4	3-4	32	0
Nov. 5	at Kansas State	5-5	0-0	0	0
Nov. 12	Texas Tech				
Nov. 19	at TCU				
Dec. 3	at Oklahoma				

### Grogan's Career Kicking Stats

Year	FGM-FGA	Pct.	1-19	20-29	30-39	40-49	50+	Lg	Blk
2013	11-18	61.1	0-0	5-6	4-7	2-5	0-0	41	2
2014	22-28	78.6	1-1	7-8	9-11	5-7	0-1	47	0
2015	16-20	80.0	0-0	7-9	5-5	4-6	0-0	43	0
2016	14-17	77.8	0-0	8-8	5-6	1-3	0-0	45	1
Career	63-83	75.9	1-1	27-31	23-29	12-21	0-1	47	3

## 17 AUSTIN HAYS

RECEIVER | 6-2 | 195 | R-SENIOR  
SAN ANTONIO, TEXAS/REAGAN

### Career Highs

Receptions 8 vs. Savannah State, 2012  
Receiving Yards 81 at Kansas State, 2012  
Long Reception 54 at Kansas State, 2012

### 2016 Season Highs

Receptions 3 at Kansas State, 11/5/16  
Receiving Yards 59 at Kansas State, 11/5/16  
Long Reception 34 at Kansas State, 11/5/16

### Hays' 2012 Game-by-Game Receiving Stats

Date	Opponent	No.	Yds.	TD	Long
Sept. 1	Savannah State	8	77	1	29
Sept. 8	at Arizona		DNP		
Sept. 15	Louisiana		DNP		
Sept. 29	Texas		DNP		
Oct. 13	at Kansas	1	9	0	9
Oct. 20	Iowa State	1	9	0	9
Oct. 27	TCU	1	41	0	41
Nov. 3	at Kansas State	4	81	1	54
Nov. 10	West Virginia	3	49	0	36
Nov. 17	Texas Tech	1	17	0	17
Nov. 24	at Oklahoma	1	27	0	27
Dec. 1	at Baylor	5	59	0	15
Jan. 1	vs. Purdue	4	25	0	7

### Hays' 2013 Game-by-Game Receiving Stats

Date	Opponent	No.	Yds.	TD	Long
Aug. 31	vs. Mississippi State		DNP		
Sept. 7	at UTSA		DNP		
Sept. 14	Lamar	1	8	0	8
Sept. 28	at West Virginia		DNP		
Oct. 5	Kansas State		DNP		
Oct. 19	TCU		DNP		
Oct. 26	at Iowa State		DNP		
Nov. 2	at Texas Tech		DNP		
Nov. 9	Kansas		DNP		
Nov. 16	at Texas		DNP		
Nov. 23	Baylor		DNP		
Dec. 7	Oklahoma		DNP		
Jan. 3	Missouri		DNP		

### Hays' 2014 Game-by-Game Receiving Stats

Date	Opponent	No.	Yds.	TD	Long
Aug. 30	vs. Florida State	0	0	0	0
Sept. 6	Missouri State	3	21	0	15
Sept. 13	UTSA	2	13	0	8
Sept. 25	Texas Tech	0	0	0	0
Oct. 4	Iowa State	0	0	0	0
Oct. 11	at Kansas	2	21	0	11
Oct. 18	at TCU	0	0	0	0
Oct. 25	West Virginia	2	2	0	3
Nov. 1	at Kansas State		DNP		
Nov. 15	Texas		DNP		
Nov. 22	at Baylor		DNP		
Dec. 6	at Oklahoma	0	0	0	0
Jan. 2	vs. Washington	0	0	0	0

### Hays' 2015 Game-by-Game Receiving Stats

Date	Opponent	No.	Yds.	TD	Long
Sept. 3	at Central Michigan	2	14	0	13
Sept. 12	Central Arkansas	1	16	0	16
Sept. 19	UTSA	2	20	0	13
Sept. 26	at Texas	2	8	0	7
Oct. 3	Kansas State	5	32	0	9
Oct. 10	at West Virginia	2	13	0	7
Oct. 24	Kansas	2	19	0	10
Oct. 31	at Texas Tech	3	30	1	14
Nov. 7	TCU	1	13	0	13
Nov. 14	at Iowa State	0	0	0	0
Nov. 21	Baylor	1	16	0	16
Nov. 28	Oklahoma	1	19	0	19
Jan. 1	vs. Ole Miss		DNP		

### Hays' 2016 Game-by-Game Receiving Stats

Date	Opponent	No.	Yds.	TD	Long
Sept. 3	SE Louisiana	2	22	0	17
Sept. 10	Central Michigan	0	0	0	0
Sept. 17	Pittsburgh	2	31	0	20
Sept. 24	at Baylor	0	0	0	0
Oct. 1	Texas	0	0	0	0
Oct. 8	Iowa State	0	0	0	0
Oct. 22	at Kansas	0	0	0	0
Oct. 29	West Virginia	0	0	0	0
Nov. 5	at Kansas State	3	59	1	34
Nov. 12	Texas Tech				
Nov. 19	at TCU				
Dec. 3	at Oklahoma				

### Hays' Career Receiving Stats

Year	G	Rec.	Yds.	Avg.	TD	Long	Avg./G
2012	10	29	394	13.6	2	54	39.4
2013	1	1	8	8.0	0	8	8.0
2014	10	9	57	6.3	0	15	5.7
2015	12	22	200	9.1	1	19	16.7
2016	9	7	112	16.0	1	34	12.4
Career	42	68	771	11.3	4	54	18.4

## 27 JUSTICE HILL

RUNNING BACK | 5-10 | 171 | FRESHMAN  
TULSA, OKLA./BOOKER T. WASHINGTON

### Career Highs

Rushes 22 at Kansas, 10/22/16  
Rushing Yards 162 at Kansas, 10/22/16  
Long Rush 38 at Baylor, 9/24/16

### 2016 Season Highs

Rushes 22 at Kansas, 10/22/16  
Rushing Yards 162 at Kansas, 10/22/16  
Long Rush 38 at Baylor, 9/24/16

### Hill's 2016 Game-by-Game Rushing Stats

Date	Opponent	No.	Gain	Loss	Net	TD	Long	Avg.
Sept. 3	SE Louisiana	7	33	3	30	0	8	4.3
Sept. 10	Central Michigan	5	31	0	31	0	17	6.2
Sept. 17	Pittsburgh	12	38	10	28	0	18	2.3
Sept. 24	at Baylor	20	128	6	122	1	38	6.1
Oct. 1	Texas	25	143	8	135	1	30	5.4
Oct. 8	Iowa State	18	63	6	57	1	11	3.2
Oct. 22	at Kansas	22	162	0	162	1	32	7.4
Oct. 29	West Virginia	19	56	2	54	0	8	2.8
Nov. 5	at Kansas State	9	44	0	44	0	9	4.9
Nov. 12	Texas Tech							
Nov. 19	at TCU							
Dec. 3	at Oklahoma							





# SELECT PLAYERS GAME-BY-GAME STATS

## Hill's 2016 Game-by-Game Receiving Stats

Date	Opponent	No.	Yds.	TD	Long
Sept. 3	SE Louisiana	1	6	0	6
Sept. 10	Central Michigan	0	0	0	0
Sept. 17	Pittsburgh	0	0	0	0
Sept. 24	at Baylor	0	0	0	0
Oct. 1	Texas	0	0	0	0
Oct. 8	Iowa State	2	16	0	11
Oct. 22	at Kansas	1	22	0	22
Oct. 29	West Virginia	0	0	0	0
Nov. 5	at Kansas State	0	0	0	0
Nov. 12	Texas Tech				
Nov. 19	at TCU				
Dec. 3	at Oklahoma				

## Hill's Career Rushing Stats

Year	G	Att.	Gain	Loss	Net	Avg.	TD	Long	Avg./G
2016	9	137	698	35	663	4.8	4	38	73.7
Career	9	137	698	35	663	4.8	4	38	73.7

## Hill's Career Receiving Stats

Year	G	Rec.	Yds.	Avg.	TD	Long	Avg./G
2016	9	4	44	11.0	0	22	4.9
Career	9	4	44	11.0	0	22	4.9

## Hill's Career Special Teams Stats

Year	GP	KR	Yds	Avg	TD	Long	PR	Yds	Avg	TD	Long
2016	9	0	0	0.0	0	0	0	0	0.0	0	0
Career	9	0	0	0.0	0	0	0	0	0.0	0	0

## 47 BLAKE JARWIN

COWBOY BACK | 6-5 | 248 | R-SENIOR  
TUTTLE, OKLA./TUTTLE

## Career Highs

Receptions	4 vs. Texas, 10/1/16
Receiving Yards	96 at Kansas State, 11/5/16
Long Reception	54 at Kansas State, 11/5/16

## 2016 Season Highs

Receptions	5, vs. Texas, 10/1/16
Receiving Yards	96 at Kansas State, 11/5/16
Long Reception	54 at Kansas State, 11/5/16

## Jarwin's 2014 Game-by-Game Receiving Stats

Date	Opponent	No.	Yds.	TD	Long
Aug. 30	vs. Florida State	0	0	0	0
Sept. 6	Missouri State	0	0	0	0
Sept. 13	UTSA	1	17	0	17
Sept. 25	Texas Tech	1	47	1	47
Oct. 4	Iowa State	0	0	0	0
Oct. 11	at Kansas	0	0	0	0
Oct. 18	at TCU	0	0	0	0
Oct. 25	West Virginia	0	0	0	0
Nov. 1	at Kansas State	0	0	0	0
Nov. 15	Texas	2	29	0	21
Nov. 22	at Baylor	0	0	0	0
Dec. 6	at Oklahoma	0	0	0	0
Jan. 2	vs. Washington	1	14	0	14

## Jarwin's 2015 Game-by-Game Receiving Stats

Date	Opponent	No.	Yds.	TD	Long
Sept. 3	at Central Michigan	1	9	0	9
Sept. 12	Central Arkansas	0	0	0	0
Sept. 19	UTSA	0	0	0	0
Sept. 26	at Texas	3	41	0	23
Oct. 3	Kansas State	0	0	0	0
Oct. 10	at West Virginia	3	37	1	17
Oct. 24	Kansas	2	44	0	25
Oct. 31	at Texas Tech	1	19	1	19
Nov. 7	TCU	1	18	0	18
Nov. 14	at Iowa State	3	22	0	12
Nov. 21	Baylor		DNP		
Nov. 28	Oklahoma		DNP		
Jan. 1	vs. Ole Miss	3	10	0	9

## Jarwin's 2016 Game-by-Game Receiving Stats

Date	Opponent	No.	Yds.	TD	Long
Sept. 3	SE Louisiana	1	15	0	15
Sept. 10	Central Michigan	0	0	0	0
Sept. 17	Pittsburgh	1	3	0	3
Sept. 24	at Baylor	1	14	0	14
Oct. 1	Texas	5	50	0	17
Oct. 8	Iowa State	3	24	0	9
Oct. 22	at Kansas	1	22	0	22
Oct. 29	West Virginia	1	23	0	23
Nov. 5	at Kansas State	2	96	1	54
Nov. 12	Texas Tech				
Nov. 19	at TCU				
Dec. 3	at Oklahoma				

## Jarwin's Career Receiving Stats

Year	G	Rec.	Yds.	Avg.	TD	Long	Avg./G
2013	0	0	0	0	0	0	0
2014	13	5	107	21.4	1	47	8.2
2015	11	17	200	11.8	2	25	18.2
2016	9	14	247	17.6	1	54	27.4
Career	33	36	554	15.4	4	54	16.8

## 15 CHRIS LACY

RECEIVER | 6-3 | 205 | JUNIOR  
DESOTO, TEXAS/DESOTO

## Career Highs

Receptions	4, twice, last vs. Pittsburgh, 9/17/16
Receiving Yards	76 vs. Kansas, 10/24/15
Long Reception	38 vs. Kansas, 10/24/15
Receiving TD	2, twice, last vs. West Virginia, 10/29/16

## 2016 Season Highs

Receptions	4 vs. Pittsburgh, 9/17/16
Receiving Yards	64 vs. Pittsburgh, 9/17/16
Long Reception	28, twice, last vs. Texas, 10/1/16
Receiving TD	2, vs. West Virginia, 10/29/16

## Lacy's 2014 Game-by-Game Receiving Stats

Date	Opponent	No.	Yds.	TD	Long
Aug. 30	vs. Florida State	1	5	0	5
Sept. 6	Missouri State	0	0	0	0
Sept. 13	UTSA	1	19	0	19
Sept. 25	Texas Tech	1	23	0	23
Oct. 4	Iowa State	1	0	0	0
Oct. 11	at Kansas	0	0	0	0
Oct. 18	at TCU	0	0	0	0
Oct. 25	West Virginia	0	0	0	0
Nov. 1	at Kansas State	0	0	0	0
Nov. 15	Texas	0	0	0	0
Nov. 22	at Baylor	0	0	0	0
Dec. 6	at Oklahoma		DNP		
Jan. 2	vs. Washington	0	0	0	0

## Lacy's 2015 Game-by-Game Receiving Stats

Date	Opponent	No.	Yds.	TD	Long
Sept. 3	at Central Michigan	1	7	0	7
Sept. 12	Central Arkansas	0	0	0	0
Sept. 19	UTSA	0	0	0	0
Sept. 26	at Texas	0	0	0	0
Oct. 3	Kansas State	1	15	0	15
Oct. 10	at West Virginia	0	0	0	0
Oct. 24	Kansas	4	76	2	38
Oct. 31	at Texas Tech	2	22	0	11
Nov. 7	TCU	0	0	0	0
Nov. 14	at Iowa State	0	0	0	0
Nov. 21	Baylor	0	0	0	0
Nov. 28	Oklahoma	0	0	0	0
Jan. 1	vs. Ole Miss	0	0	0	0

## Lacy's 2016 Game-by-Game Receiving Stats

Date	Opponent	No.	Yds.	TD	Long
Sept. 3	SE Louisiana		DNP		
Sept. 10	Central Michigan	2	10	0	7
Sept. 17	Pittsburgh	4	64	0	28
Sept. 24	at Baylor	3	32	0	15
Oct. 1	Texas	3	52	0	28
Oct. 8	Iowa State	2	27	0	14
Oct. 22	at Kansas	1	11	0	11
Oct. 29	West Virginia	3	31	2	19
Nov. 5	at Kansas State	3	33	0	17
Nov. 12	Texas Tech				
Nov. 19	at TCU				
Dec. 3	at Oklahoma				

## Lacy's Career Receiving Stats

Year	G	Rec.	Yds.	Avg.	TD	Long	Avg./G
2014	12	4	47	11.8	0	23	3.9
2015	13	8	120	15.0	2	38	9.2
2016	8	21	260	12.4	2	28	32.5
Career	33	33	427	12.9	4	38	12.9

## 1 JALEN MCCLESKEY

RECEIVER | 5-10 | 170 | SOPHOMORE  
COVINGTON, LA./COVINGTON

## Career Highs

Receptions	11, twice, last vs. West Virginia, 10/29/16
Receiving Yards	129 at Kansas, 10/22/16
Long Reception	56 vs. Central Arkansas, 9/12/15
Long Punt Return	67 (TD) at Texas Tech, 10/31/15

## 2016 Season Highs

Receptions	11, twice, last vs. West Virginia, 10/29/16
Receiving Yards	129 at Kansas, 10/22/16
Long Reception	47 at Kansas, 10/22/16
Long Punt Return	18 vs. Central Michigan, 9/10/16

## McCleskey's 2015 Game-by-Game Receiving Stats

Date	Opponent	No.	Yds.	TD	Long
Sept. 3	at Central Michigan	1	-1	0	0
Sept. 12	Central Arkansas	1	56	0	56
Sept. 19	UTSA	3	58	0	19
Sept. 26	at Texas	0	0	0	0
Oct. 3	Kansas State	3	12	1	4
Oct. 10	at West Virginia	1	6	0	6
Oct. 24	Kansas	1	20	0	20
Oct. 31	at Texas Tech	5	9	0	4
Nov. 7	TCU	4	30	0	18
Nov. 14	at Iowa State	1	22	0	22
Nov. 21	Baylor	3	16	2	9
Nov. 28	Oklahoma	3	1	0	3
Jan. 1	vs. Ole Miss	3	24	0	20

## McCleskey's 2016 Game-by-Game Receiving Stats

Date	Opponent	No.	Yds.	TD	Long
Sept. 3	SE Louisiana	4	27	0	11
Sept. 10	Central Michigan	11	103	1	28
Sept. 17	Pittsburgh	3	17	0	12
Sept. 24	at Baylor	5	77	0	21
Oct. 1	Texas	4	109	2	52
Oct. 8	Iowa State	5	74	1	36
Oct. 22	at Kansas	6	129	0	47
Oct. 29	West Virginia	11	66	1	19
Nov. 5	at Kansas State	8	68	1	19
Nov. 12	Texas Tech				
Nov. 19	at TCU				
Dec. 3	at Oklahoma				

## McCleskey's Career Receiving Stats

Year	G	Rec.	Yds.	Avg.	TD	Long	Avg./G
2015	13	29	253	8.7	3	56	19.5
2016	9	57	670	11.8	6	52	74.4
Career	22	86	923	10.7	9	56	42.0



# SELECT PLAYERS GAME-BY-GAME STATS

## McCleskey's Career Special Teams Stats

Year	GP	KR	Yds	Avg	TD	Long	PR	Yds	Avg	TD	Long
2015	13	1	20	20.0	0	20	22	111	5.0	1	67
2016	9	0	0	0.0	0	0	7	64	9.1	0	18
Career	22	1	20	20.0	0	20	29	175	6.0	1	67

## 2 MASON RUDOLPH

QUARTERBACK | 6-5 | 235 | JUNIOR  
ROCK HILL, SC/NORTHWESTERN

### Career Highs

Completions	34 vs. Kansas State, 10/3/15
Attempts	55 vs. Kansas State, 10/3/15
Yards	540 vs. Pittsburgh, 9/17/16
Passing TD	5, twice, last at Kansas State, 11/5/16
Long Pass	91 vs. Pittsburgh, 9/17/16

### 2016 Season Highs

Completions	29 at Kansas State, 11/5/16
Attempts	46 vs. Pittsburgh, 9/17/16
Yards	540 vs. Pittsburgh, 9/17/16
Passing TD	5 at Kansas State, 11/5/16
Long Pass	91 vs. Pittsburgh, 9/17/16

### Rudolph's 2014 Game-by-Game Passing Stats

Date	Opponent	Cmp.	Att.	Int.	Yds.	TD	Long	Sack
Aug. 30	vs. Florida State				DNP			
Sept. 6	Missouri State				DNP			
Sept. 13	UTSA				DNP			
Sept. 25	Texas Tech				DNP			
Oct. 4	Iowa State				DNP			
Oct. 11	at Kansas				DNP			
Oct. 18	at TCU				DNP			
Oct. 25	West Virginia				DNP			
Nov. 1	at Kansas State				DNP			
Nov. 15	Texas				DNP			
Nov. 22	at Baylor	13	25	2	281	2	68	3
Dec. 6	at Oklahoma	19	35	1	273	2	43	2
Jan. 2	vs. Washington	17	26	1	299	2	48	3

### Rudolph's 2015 Game-by-Game Passing Stats

Date	Opponent	Cmp.	Att.	Int.	Yds.	TD	Long	Sack
Sept. 3	at Central Michigan	22	32	0	266	1	49	2
Sept. 12	Central Arkansas	23	35	1	401	2	67	1
Sept. 19	UTSA	17	23	0	280	2	46	2
Sept. 26	at Texas	22	34	2	290	1	31	3
Oct. 3	Kansas State	34	55	1	437	3	47	2
Oct. 10	at West Virginia	20	40	3	218	0	31	2
Oct. 24	Kansas	20	26	0	305	1	43	3
Oct. 31	at Texas Tech	21	35	1	285	2	31	2
Nov. 7	TCU	16	24	0	352	5	82	1
Nov. 14	at Iowa State	24	36	0	327	1	32	3
Nov. 21	Baylor	27	50	0	430	3	48	6
Nov. 28	Oklahoma	0	3	1	0	0	0	0
Jan. 1	vs. Ole Miss	18	31	0	179	0	27	3

### Rudolph's 2016 Game-by-Game Passing Stats

Date	Opponent	Cmp.	Att.	Int.	Yds.	TD	Long	Sack
Sept. 3	SE Louisiana	18	26	0	188	2	24	2
Sept. 10	Central Michigan	27	43	1	286	2	32	4
Sept. 17	Pittsburgh	26	46	0	540	2	91	3
Sept. 24	at Baylor	27	45	1	279	0	32	4
Oct. 1	Texas	19	28	0	392	3	54	3
Oct. 8	Iowa State	26	44	0	351	4	42	1
Oct. 22	at Kansas	16	24	0	220	1	47	5
Oct. 29	West Virginia	26	36	0	273	3	33	1
Nov. 5	at Kansas State	29	38	2	457	5	82	1
Nov. 12	Texas Tech							
Nov. 19	at TCU							
Dec. 3	at Oklahoma							

## Rudolph's Career Passing Stats

Year	G	Effic	Cmp-Att-Int	Pct	Yds	TD	Lng	Avg/G
2014	3	154.01	49-86-4	57.0	853	6	68	284.3
2015	13	149.05	264-424-9	62.3	3770	21	82	290.0
2016	9	161.00	214-329-4	65.0	2989	22	91	332.1
Career	25	154.24	527-839-17	62.8	7612	49	91	304.5

## 26 BARRY J. SANDERS

RUNNING BACK | 5-10 | 198 | R-SENIOR  
OKLAHOMA CITY, OKLA./HERITAGE HALL/STANFORD

### Career Highs

Rushes	10 vs. UCLA, 2015
Rushing Yards	97 at Oregon State, 2015
Rushing TD	2 at Oregon State, 2015
Long Rush	65, twice, last vs. Arizona, 2015
Long KR	26 at Kansas, 10/22/16
Long PR	57 vs. Southeastern Louisiana, 9/3/16

### 2016 Season Highs

Rushes	5 vs. Baylor, 9/24/16
Rushing Yards	34 at Kansas State, 11/5/16
Rushing TD	1, twice, last vs. Texas, 10/1/16
Long Rush	26 at Kansas State, 11/5/16
Long KR	30 vs. West Virginia, 10/29/16
Long PR	57 vs. Southeastern Louisiana, 9/3/16

### Sanders' 2013 Game-by-Game Rushing Stats

Date	Opponent	No.	Gain	Loss	Net	TD	Long	Avg.
Sept. 7	San Jose State	1	2	0	2	0	2	2.0
Sept. 14	at Army				DNP			
Sept. 21	Arizona State				DNP			
Sept. 28	at Washington St.	3	34	0	34	1	22	11.3
Oct. 5	Washington	0	0	0	0	0	0	0.0
Oct. 12	at Utah	0	0	0	0	0	0	0.0
Oct. 19	UCLA	0	0	0	0	0	0	0.0
Oct. 26	at Oregon State	1	6	0	6	0	6	6.0
Nov. 7	Oregon	0	0	0	0	0	0	0.0
Nov. 16	at USC	0	0	0	0	0	0	0.0
Nov. 23	California	0	0	0	0	0	0	0.0
Nov. 30	Notre Dame	0	0	0	0	0	0	0.0
Dec. 7	at Arizona State	0	0	0	0	0	0	0.0
Jan. 1	vs. Michigan St.	0	0	0	0	0	0	0.0

### Sanders' 2014 Game-by-Game Rushing Stats

Date	Opponent	No.	Gain	Loss	Net	TD	Long	Avg.
Aug. 30	UC Davis	7	43	0	43	0	17	6.1
Sept. 6	USC	2	7	0	7	0	4	3.5
Sept. 13	Army	9	92	0	92	0	44	10.2
Sept. 27	at Washington	3	11	0	11	0	7	3.7
Oct. 4	at Notre Dame	3	14	0	14	0	8	4.7
Oct. 10	Washington State	7	68	0	68	0	29	9.7
Oct. 18	at Arizona State	4	13	1	12	0	9	3.0
Oct. 25	Oregon State	5	43	0	43	0	27	8.6
Nov. 1	at Oregon	6	8	6	2	0	5	0.3
Nov. 15	Utah	3	6	0	6	0	2	2.0
Nov. 22	at California	2	2	0	2	0	2	1.0
Nov. 28	at UCLA	3	5	1	4	0	3	1.3
Dec. 30	vs. Maryland	5	11	0	11	0	4	2.2

### Sanders' 2015 Game-by-Game Rushing Stats

Date	Opponent	No.	Gain	Loss	Net	TD	Long	Avg.
Sept. 5	at Northwestern	2	9	0	9	0	6	4.5
Sept. 12	UCF	8	42	3	39	1	20	4.9
Sept. 19	at USC	3	12	0	12	0	6	4.0
Sept. 25	at Oregon State	7	97	0	97	2	65	13.9
Oct. 3	Arizona	4	76	0	76	1	65	19.0
Oct. 15	UCLA	10	39	0	39	0	8	3.9
Oct. 24	Washington	7	19	0	19	0	4	2.7
Oct. 31	at Washington St.				DNP			
Nov. 7	at Colorado	6	18	0	18	0	6	3.0
Nov. 14	Oregon				DNP			
Nov. 21	California	1	3	0	3	0	3	3.0
Nov. 28	Notre Dame				DNP			
Dec. 5	vs. USC	1	1	0	1	0	1	1.0
Jan. 1	vs. Iowa	2	2	0	2	0	1	1.0

## Sanders' 2016 Game-by-Game Rushing Stats

Date	Opponent	No.	Gain	Loss	Net	TD	Long	Avg.
Sept. 3	SE Louisiana	4	4	3	1	1	3	0.2
Sept. 10	Central Michigan	1	4	0	4	0	4	4.0
Sept. 17	Pittsburgh	1	0	5	-5	0	0	-5.0
Sept. 24	at Baylor	5	24	4	20	0	11	4.0
Oct. 1	Texas	6	12	0	12	1	6	2.0
Oct. 8	Iowa State	4	10	1	9	0	4	2.2
Oct. 22	at Kansas	1	2	0	2	0	2	2.0
Oct. 29	West Virginia	1	5	0	5	0	5	5.0
Nov. 5	at Kansas State	3	34	0	34	0	26	11.3
Nov. 12	Texas Tech							
Nov. 19	at TCU							
Dec. 3	at Oklahoma							

### Sanders' Career Rushing Stats

Year	G	Att.	Gain	Loss	Net	Avg.	TD	Long	Avg/G
2012									
2013	12	5	42	0	42	8.4	1	22	3.5
2014	13	59	323	8	315	5.3	0	44	24.2
2015	11	51	318	3	315	6.2	4	65	28.6
2016	9	26	95	13	82	3.2	2	26	9.1
Career	45	141	778	24	754	5.3	7	65	16.8

### Sanders' Career Receiving Stats

Year	G	Rec.	Yds.	Avg.	TD	Long	Avg/G
2012							
2013	12	4	31	7.8	0	16	2.6
2014	13	7	47	6.7	0	16	3.6
2015	11	1	11	11.0	0	11	1.0
2016	9	9	45	5.0	0	18	5.0
Career	45	21	134	6.4	0	18	3.0

### Sanders' Career Special Teams Stats

Year	GP	KR	Yds	Avg	TD	Long	PR	Yds	Avg	TD	Long
2012											
2013	12	0	0	0.0	0	0	7	71	10.1	0	29
2014	13	0	0	0.0	0	0	0	0	0.0	0	0
2015	11	2	17	8.5	0	13	2	24	12.0	0	25
2016	9	9	187	20.8	0	30	5	93	18.6	0	57
Career	44	11	204	18.5	0	30	14	188	13.4	0	57

## 81 JHAJUAN SEALES

RECEIVER | 6-0 | 205 | R-SENIOR  
PORT ARTHUR, TEXAS/MEMORIAL

### Career Highs

Receptions	7, twice, last vs. Pittsburgh, 9/17/16
Receiving Yards	129 vs. Pittsburgh, 9/17/16
Receiving TD	2 vs. Southeastern Louisiana, 9/3/16
Long Reception	86 vs. Pittsburgh, 9/17/16

### 2016 Season Highs

Receptions	7 vs. Pittsburgh, 9/17/16
Receiving Yards	129 vs. Pittsburgh, 9/17/16
Long Reception	86 vs. Pittsburgh, 9/17/16

### Seales' 2013 Game-by-Game Receiving Stats

Date	Opponent	No.	Yds.	TD	Long
Aug. 31	vs. Mississippi State	1	14	0	14
Sept. 7	at UTSA	7	87	1	44
Sept. 14	Lamar	3	22	0	11
Sept. 28	at West Virginia	4	40	0	16
Oct. 5	Kansas State	4	87	0	43
Oct. 19	TCU	1	20	0	20
Oct. 26	at Iowa State	2	15	0	8
Nov. 2	at Texas Tech	3	78	0	44
Nov. 9	Kansas	1	11	0	11
Nov. 16	at Texas	3	45	0	29
Nov. 23	Baylor	3	74	1	37
Dec. 7	Oklahoma	4	36	0	12
Jan. 3	vs. Missouri	3	42	1	21



# SELECT PLAYERS GAME-BY-GAME STATS

## Seales' 2014 Game-by-Game Receiving Stats

Date	Opponent	No.	Yds.	TD	Long
Aug. 30	vs. Florida State	2	26	0	14
Sept. 6	Missouri State	3	54	1	26
Sept. 13	UTSA	2	75	0	43
Sept. 25	Texas Tech	0	0	0	0
Oct. 4	Iowa State	4	75	1	40
Oct. 11	at Kansas	2	6	1	7
Oct. 18	at TCU	0	0	0	0
Oct. 25	West Virginia		DNP		
Nov. 1	at Kansas State	2	17	0	16
Nov. 15	Texas	2	5	0	4
Nov. 22	at Baylor	0	0	0	0
Dec. 6	at Oklahoma	0	0	0	0
Jan. 2	vs. Washington	1	20	0	20

## Seales' 2015 Game-by-Game Receiving Stats

Date	Opponent	No.	Yds.	TD	Long
Sept. 3	at Central Michigan	2	25	0	21
Sept. 12	Central Arkansas	3	29	0	11
Sept. 19	UTSA	1	6	1	6
Sept. 26	at Texas	2	47	0	31
Oct. 3	Kansas State	1	40	0	40
Oct. 10	at West Virginia	1	4	0	4
Oct. 24	Kansas	2	13	0	9
Oct. 31	at Texas Tech		DNP		
Nov. 7	TCU		DNP		
Nov. 14	at Iowa State	0	0	0	0
Nov. 21	Baylor	2	89	0	48
Nov. 28	Oklahoma	3	59	1	26
Jan. 1	vs. Ole Miss	1	9	0	9

## Seales' 2016 Game-by-Game Receiving Stats

Date	Opponent	No.	Yds.	TD	Long
Sept. 3	SE Louisiana	3	61	2	24
Sept. 10	Central Michigan	3	34	0	17
Sept. 17	Pittsburgh	7	129	0	86
Sept. 24	at Baylor	2	20	0	13
Oct. 1	Texas	3	49	0	34
Oct. 8	Iowa State	1	33	1	33
Oct. 22	at Kansas	2	9	0	5
Oct. 29	West Virginia	3	21	0	9
Nov. 5	at Kansas State	3	67	0	48
Nov. 12	Texas Tech				
Nov. 19	at TCU				
Dec. 3	at Oklahoma				

## Seales' Career Receiving Stats

Year	G	Rec.	Yds.	Avg.	TD	Long	Avg./G
2013	13	39	571	14.6	3	44	43.9
2014	12	18	278	15.4	3	43	23.2
2015	11	18	321	17.8	2	48	29.2
2016	9	27	423	15.7	3	86	47.0
Career	45	102	1593	15.6	11	86	35.4

## 29 ZACH SINOR

PUNTER | 5-10 | 215 | R-SOPHOMORE  
CASTROVILLE, TEXAS/MEDINA VALLEY

### Career Highs

Most Punts	10 vs. Baylor, 2015
Most Punts Downed Inside 20	6 vs. TCU, 2015
Longest Punt	65, twice, last vs. Pittsburgh, 9/17/16

### 2016 Season Highs

Most Punts	9 vs. Iowa State, 10/8/16
Most Punts Downed Inside 20	5, twice, last vs. Iowa State, 10/8/16
Longest Punt	65 vs. Pittsburgh, 9/17/16

## Sinor's 2015 Game-by-Game Punting Stats

Date	Opponent	No.	Yds	Avg.	Long	In20	TB
Sept. 3	at Central Michigan	5	234	46.8	65	2	0
Sept. 12	Central Arkansas	5	217	43.4	50	3	0
Sept. 19	UTSA	5	174	34.8	40	1	0
Sept. 26	at Texas	5	194	38.8	44	2	1
Oct. 3	Kansas State	4	150	37.5	40	2	0
Oct. 10	at West Virginia	8	359	44.9	52	3	1
Oct. 24	Kansas	4	142	35.5	42	2	0
Oct. 31	at Texas Tech	5	201	40.2	43	2	1
Nov. 7	TCU	9	379	42.1	53	6	0
Nov. 14	at Iowa State	3	113	37.7	45	1	0
Nov. 21	Baylor	10	390	39.0	46	4	0
Nov. 28	Oklahoma	5	190	38.0	45	0	0
Jan. 1	vs. Ole Miss	7	267	38.1	55	3	0

## Sinor's 2016 Game-by-Game Punting Stats

Date	Opponent	No.	Yds	Avg.	Long	In20	TB
Sept. 3	SE Louisiana	3	128	42.7	48	2	0
Sept. 10	Central Michigan	5	190	38.0	46	5	0
Sept. 17	Pittsburgh	6	286	47.7	65	4	0
Sept. 24	at Baylor	2	94	47.0	56	1	0
Oct. 1	Texas	6	276	46.0	53	2	0
Oct. 8	Iowa State	9	364	40.4	57	5	1
Oct. 22	at Kansas	4	168	42.0	53	1	0
Oct. 29	West Virginia	4	179	44.8	59	3	0
Nov. 5	at Kansas State	1	34	34.0	34	1	0
Nov. 12	Texas Tech						
Nov. 19	at TCU						
Dec. 3	at Oklahoma						

## Sinor's Career Stats

Year	GP	No.	Yards	Avg.	Long	TB	FC	in20	50+	BK
2015	13	75	3010	40.1	65	3	32	31	8	0
2016	9	40	1719	43.0	65	1	17	24	11	2
Career	22	115	4729	41.1	65	4	49	55	19	2

## 80 DILLON STONER

RECEIVER | 5-11 | 176 | FRESHMAN  
TULSA, OKLA./JENKS

### Career Highs

Receptions	2 vs. Southeastern Louisiana, 9/3/16
Receiving Yards	27 vs. Southeastern Louisiana, 9/3/16
Long Reception	17 vs. Southeastern Louisiana, 9/3/16

### 2016 Season Highs

Receptions	2 vs. Southeastern Louisiana, 9/3/16
Receiving Yards	27 vs. Southeastern Louisiana, 9/3/16
Long Reception	17 vs. Southeastern Louisiana, 9/3/16

## Stoner's 2016 Game-by-Game Receiving Stats

Date	Opponent	No.	Yds.	TD	Long
Sept. 3	SE Louisiana	2	27	0	17
Sept. 10	Central Michigan	0	0	0	0
Sept. 17	Pittsburgh	0	0	0	0
Sept. 24	at Baylor	0	0	0	0
Oct. 1	Texas		DNP		
Oct. 8	Iowa State		DNP		
Oct. 22	at Kansas		DNP		
Oct. 29	West Virginia		DNP		
Nov. 5	at Kansas State		DNP		
Nov. 12	Texas Tech				
Nov. 19	at TCU				
Dec. 3	at Oklahoma				

## Stoner's Career Receiving Stats

Year	G	Rec.	Yds.	Avg.	TD	Long	Avg./G
2016	4	2	27	13.5	0	17	9.0
Career	4	2	27	13.5	0	17	9.0

## 28 JAMES WASHINGTON

RECEIVER | 6-0 | 205 | JUNIOR  
STAMFORD, TEXAS/STAMFORD

### Career Highs

Receptions	9 vs. Pittsburgh, 9/17/16
Receiving Yards	296 vs. Pittsburgh, 9/17/16
Long Reception	91 vs. Pittsburgh, 9/17/16

### 2016 Season Highs

Receptions	9 vs. Pittsburgh, 9/17/16
Receiving Yards	296 vs. Pittsburgh, 9/17/16
Long Reception	91 vs. Pittsburgh, 9/17/16

## Washington's 2014 Game-by-Game Receiving Stats

Date	Opponent	No.	Yds.	TD	Long
Aug. 30	vs. Florida State	1	5	0	5
Sept. 6	Missouri State	0	0	0	0
Sept. 13	UTSA	1	33	1	33
Sept. 25	Texas Tech	3	87	2	39
Oct. 4	Iowa State	2	3	0	3
Oct. 11	at Kansas	2	17	0	9
Oct. 18	at TCU	0	0	0	0
Oct. 25	West Virginia	5	87	0	38
Nov. 1	at Kansas State	3	33	0	17
Nov. 15	Texas	3	19	1	8
Nov. 22	at Baylor	4	114	1	68
Dec. 6	at Oklahoma	2	25	0	21
Jan. 2	vs. Washington	2	33	1	28

## Washington's 2015 Game-by-Game Receiving Stats

Date	Opponent	No.	Yds.	TD	Long
Sept. 3	at Central Michigan	2	19	0	16
Sept. 12	Central Arkansas	3	59	0	40
Sept. 19	UTSA	3	35	0	20
Sept. 26	at Texas	4	42	0	15
Oct. 3	Kansas State	7	100	1	32
Oct. 10	at West Virginia	2	30	0	22
Oct. 24	Kansas	6	103	1	43
Oct. 31	at Texas Tech	4	200	2	73
Nov. 7	TCU	5	184	3	74
Nov. 14	at Iowa State	4	48	0	19
Nov. 21	Baylor	5	88	2	39
Nov. 28	Oklahoma	7	169	1	72
Jan. 1	vs. Ole Miss	1	10	0	9

## Washington's 2016 Game-by-Game Receiving Stats

Date	Opponent	No.	Yds.	TD	Long
Sept. 3	SE Louisiana	5	34	0	12
Sept. 10	Central Michigan	5	69	1	32
Sept. 17	Pittsburgh	9	296	2	91
Sept. 24	at Baylor	6	89	0	32
Oct. 1	Texas	3	91	1	54
Oct. 8	Iowa State	8	152	2	42
Oct. 22	at Kansas	1	9	0	9
Oct. 29	West Virginia	6	117	0	33
Nov. 5	at Kansas State	7	117	2	82
Nov. 12	Texas Tech				
Nov. 19	at TCU				
Dec. 3	at Oklahoma				

## Washington's Career Receiving Stats

Year	G	Rec.	Yds.	Avg.	TD	Long	Avg./G
2014	13	28	456	16.3	6	68	35.1
2015	13	53	1087	20.5	10	74	83.6
2016	9	50	974	19.5	8	91	108.2
Career	35	131	2517	19.2	24	91	71.9



# CAREER HIGHS FOR OTHERS (SORTED BY LAST NAME)

## Offense

### 48 DAWSON BASSETT - CW

Tackles	1, twice, last vs. UTSA, 2015
Sacks	No career sacks
Tackles for Loss	No career tackles for loss
Fumble Recoveries	1 vs. UTSA, 2015

### 14 TAYLOR CORNELIUS - QB

Completions	6 vs. Southeastern Louisiana, 2016
Attempts	8 vs. Southeastern Louisiana, 2016
Yards	54 vs. Southeastern Louisiana, 2016
Passing TD	No career passing TD
Long Pass	17 vs. Southeastern Louisiana, 2016

### 85 JORDAN FRAZIER - CW

Receptions	1 vs. Central Arkansas, 2015
Receiving Yards	7 vs. Central Arkansas, 2015
Long Reception	7 vs. Central Arkansas, 2015

### 30 COLE NEPH - CW

Receptions	1 vs. Kansas, 2015
Receiving Yards	5 vs. Kansas, 2015
Long Reception	5 vs. Kansas, 2015

### 88 OBI OBIALO - WR

Receptions	1, twice, last at Kansas, 2016
Receiving Yards	10 at Kansas, 2016
Long Reception	10 at Kansas, 2016

### 86 ZAC VEATCH - CW

Receptions	3 at Baylor, 2016
Receiving Yards	26 at Baylor, 2016
Long Reception	25 vs. TCU, 2015

## Defense

### 9 GYASI AKEM - LB

Tackles	3, three times, last at Kansas, 2016
Sacks	No career sacks
TFL	1.0, twice, last vs. Pittsburgh, 2016

### 40 DEVANTE AVERETTE - LB

Tackles	11 at Baylor, 2016
Sacks	2 vs. Kansas State, 2015
TFL	2.0 vs. Kansas State, 2015
Fumble Recoveries	1, 4x, last at Kansas, 2016

### 94 JORDAN BRAILFORD - DE

Tackles	5 at Texas Tech, 2015
Sacks	1.0 vs. TCU, 2015
TFL	1.5 vs. TCU, 2015

### 1 CALVIN BUNDAGE - LB

Tackles	3, twice, last vs. Texas, 2016
TFL	No career tackles for loss
Sacks	No career sacks

### 20 JORDAN BURTON - LB

Tackles	15 vs. Baylor, 2015
TFL	2.0, three times, last vs. Pittsburgh, 2016
Sacks	1.0, 3x, last vs. Ole Miss, 2015
Fumble Recoveries	1 vs. UTSA, 2015

### 99 TREY CARTER - DE

Tackles	1, three times, last at Baylor, 2016
TFL	No career tackles for loss
Sacks	No career sacks

### 2 DARIUS CURRY - CB

Tackles	4, at Central Michigan, 2015
TFL	1.0 vs. Kansas, 2015
Sacks	No career sacks

### 79 DARRION DANIELS - DT

Tackles	4, twice, last vs. Texas, 2016
TFL	1.0, twice, last vs. TCU, 2015
Sacks	0.5, at Central Michigan, 2015

### 97 ERIC DAVIS - DT

Tackles	3, twice, last at Iowa State, 2015
TFL	No career tackles for loss
Sacks	No career sacks

### 3 KENNETH EDISON-MCGRUDER - S

Tackles	7 vs. UTSA, 2015
TFL	No career tackles for loss
Pass Break Ups	No career passes broken up

### 62 TYLER FERGUSON - DT

Tackles	2 vs. Southeastern Louisiana, 2016
TFL	1.0, twice, last vs. Southeastern Louisiana, 2016
Sacks	1.0 vs. Kansas, 2015

### 31 TRE FLOWERS - S

Tackles	13, at West Virginia, 2015
TFL	1.0, five times, last vs. Ole Miss, 2015
Pass Break Ups	2, twice, last vs. Iowa State, 2016
Interceptions	1, twice, last vs. TCU, 2015

### 28 KEVIN HENRY - LB

Tackles	4 vs. Southeastern Louisiana, 2016
TFL	No career tackles for loss
Sacks	No career sacks

### 70 BEN HUGHES - DT

Tackles	1 vs. Kansas, 2015
TFL	No career tackles for loss

### 6 ASHTON LAMPKIN - CB

Tackles	6, at West Virginia, 2015
Interceptions	1, 3x, last vs. Ole Miss, 2015
Pass Break Ups	2, at West Virginia, 2015

### 95 VILI LEVENI - DT

Tackles	4, twice, last at Baylor, 2016
Tackles For Loss	2.0 vs. Pittsburgh, 2016
Sacks	1.0, last vs. Iowa State, 2016

### 90 MOTEKIAI MAILE - DT

Tackles	4, four times, last vs. Texas, 2016
Sacks	1.0, last at Kansas State, 2016
TFL	2.0 vs. Central Michigan, 2016

### 36 DERRICK MONCRIEF - S

Tackles	6, twice, last vs. Wisconsin, 2014
Interceptions	1 vs. Iowa State, 2016
Pass Break Ups	1 vs. Wisconsin, 2014

### 5 JEREL MORROW - S

Tackles	4, three times, last vs. Texas, 2016
TFL	1.0 vs. UTSA, 2014
Pass Break Ups	1, five times, last vs. West Virginia, 2016

### 91 DEQUINTON OSBORNE - DT

Tackles	3, twice, last vs. Iowa State, 2016
Tackles For Loss	2.5 vs. Iowa State, 2016
Sacks	2.5 vs. Iowa State, 2016

### 93 JARRELL OWENS - DE

Tackles	3, twice, last at Baylor, 2016
TFL	1.0, 6 times, last at Kansas, 2016
Sacks	1.0, 5 times, last vs. Central Michigan, 2016

### 19 JUSTIN PHILLIPS - LB

Tackles	10 at Oklahoma, 2014
Sacks	1.0 vs. Southeastern Louisiana, 2016
TFL	1.0 vs. Southeastern Louisiana, 2016

### 4 LENZY PIPKINS - CB

Tackles	8 vs. Tulane, 2013
Pass Breakups	2, twice, last at Alabama, 2015
Interceptions	1, twice, last at Appalachian State, 2014

### 7 RAMON RICHARDS - CB

Tackles	8 vs. Central Michigan, 2016
Pass Break Ups	2, twice, last vs. West Virginia, 2016
Interceptions	1, 8 times, last vs. West Virginia, 2016

### 13 JORDAN STERNS - S

Tackles	20 vs. West Virginia, 2014
TFL	1.5 vs. UTSA, 2014
Interceptions	1, five times, last at Kansas State, 2016
Pass Break Ups	3 vs. Central Michigan, 2016

### 96 VINCENT TAYLOR - DT

Tackles	9, at West Virginia, 2015
Sacks	2.5 vs. West Virginia, 2016
TFL	3.0, twice, last at Kansas State, 2016

### 12 KIRK TUCKER - LB

Tackles	4 vs. Ole Miss, 2015
Sacks	No career sacks
TFL	1.0 at Kansas State, 2014
Forced Fumbles	1 vs. UTSA, 2015

### 45 CHAD WHITENER - LB

Tackles	19 vs. Baylor, 2015
Tackles for Loss	3.0 vs. Kansas State, 2015
Sacks	2.0 vs. Kansas State, 2015
Interceptions	2 vs. TCU, 2015

### 82 COLE WALTERSCHEID

Tackles	4 vs. Pittsburgh, 2016
TFL	4.0 vs. Pittsburgh, 2016
Forced Fumbles	2.0 vs. Pittsburgh, 2016





# STARTING LINEUPS/PLAYER CAREER STARTS

## 2016 GAME-BY-GAME STARTING LINEUPS

### STARTING LINEUPS - OFFENSE

		LT	LG	C	RG	RT	WR	WR	WR/CW	WR/CW	RB	QB
9/3	Southeastern Louisiana	Salako	Keyes	Lundblade	Williams	Crabtree	Washington	Seales	McCleskey	Jarwin	Carson	Rudolph
9/10	Central Michigan	Salako	Keyes	Lundblade	Williams	Crabtree	Washington	Seales	McCleskey	Veatch	Carson	Rudolph
9/17	Pittsburgh	Salako	Keyes	Lundblade	Williams	Crabtree	Washington	Seales	McCleskey	Jarwin	Childs	Rudolph
9/24	at Baylor	Salako	Keyes	Lundblade	Williams	Crabtree	Washington	Seales	McCleskey	Jarwin	Hill	Rudolph
10/1	Texas	Salako	Keyes	Lundblade	Williams	Crabtree	Washington	Seales	Brown	Jarwin	Hill	Rudolph
10/8	Iowa State	Salako	Keyes	Lundblade	Wilson	Crabtree	Hays	Seales	Veatch	Jarwin	Hill	Rudolph
10/22	at Kansas	Salako	Keyes	Lundblade	Wilson	Crabtree	Washington	Seales	McCleskey	Veatch	Hill	Rudolph
10/29	West Virginia	Salako	Keyes	Lundblade	Wilson	Crabtree	Washington	Seales	McCleskey	Veatch	Hill	Rudolph
11/5	at Kansas State	Salako	Keyes	Lundblade	Wilson	Crabtree	Washington	Seales	McCleskey	Lacy	Hill	Rudolph
11/12	Texas Tech											
11/19	at TCU											
12/3	at Oklahoma											

### STARTING LINEUPS - DEFENSE

		DE	DT	DT	DE	SLB	MLB	WLB	CB	SS	FS	CB
9/3	Southeastern Louisiana	Owens	Taylor	Maile	Walterscheid	Burton	Whitener	Averette	Lampkin	Flowers	Sterns	Richards
9/10	Central Michigan	Owens	Taylor	Maile	Walterscheid	Burton	Whitener	Averette	Lampkin	Flowers	Sterns	Richards
9/17	Pittsburgh	Owens	Taylor	Maile	Walterscheid	Burton	Whitener	Averette	Lampkin	Flowers	Sterns	Richards
9/24	at Baylor	Owens	Taylor	Maile	Walterscheid	Burton	Whitener	Averette	Lampkin	Flowers	Sterns	Richards
10/1	Texas	Leveni	Taylor	Maile	Walterscheid	Burton	Whitener	Averette	Lampkin	Flowers	Sterns	Richards
10/8	Iowa State	Owens	Taylor	Maile	Walterscheid	Burton	Whitener	Averette	Lampkin	Flowers	Edison-McGruder	Richards
10/22	at Kansas	Owens	Taylor	Maile	Walterscheid	Burton	Whitener	Averette	Lampkin	Flowers	Sterns	Richards
10/29	West Virginia	Owens	Taylor	Maile	Walterscheid	Burton	Whitener	Averette	Lampkin	Flowers	Sterns	Richards
11/5	at Kansas State	Owens	Taylor	Maile	Walterscheid	Burton	Whitener	Averette	Lampkin	Flowers	Sterns	Richards
11/12	Texas Tech											
11/19	at TCU											
12/3	at Oklahoma											

## CAREER CONSECUTIVE AND TOTAL STARTS

Player, Pos.	Yr.	Consecutive Starts	Total Starts	-----Starts by Year-----				Player, Pos.	Yr.	Consecutive Starts	Total Starts	-----Starts by Year-----			
				2016	2015	2014	2013					2016	2015	2014	2013
Victor Salako, OL	Sr.	35	45	9	13	12(UAB)	11(UAB)	Zac Veatch, OL/CW	Sr.	0	21	4	4	12	1
Zachary Crabtree, OL	Jr.	25	30	9	13	8	0	Marcell Ateman, WR	Sr.	0	19	0	12	7	0
Tre Flowers, S	Jr.	22	28	9	13	6	0	Austin Hays, WR	Sr.	0	12	1	2	0	9
Brad Lundblade, OL	Jr.	22	23	9	13	1	0	Chris Carson, RB	Sr.	0	11	2	9	0	0
Jordan Burton, LB	Sr.	22	22	9	13	0	0	Blake Jarwin, CW	Sr.	0	10	5	3	2	0
Motekiai Maile, DT	Sr.	22	22	9	13	0	0	Jesse Robinson, OL	Jr.	0	9	0	7	2	0
Vincent Taylor, DT	Jr.	22	22	9	13	0	0	Larry Williams, OL	Jr.	0	5	5	0	0	0
Chad Whitener, LB	Jr.	17	17	9	8	0	0	Rennie Childs, RB	Sr.	0	1	1	0	0	0
Mason Rudolph, QB	Jr.	10	24	9	12	3	0	Jeff Carr, RB	So.	0	1	0	1	0	0
Ashton Lampkin, CB	Sr.	10	21	9	8	4	0	Jerel Morrow, S	Jr.	0	1	0	0	1	0
Jhajuan Seales, WR	Sr.	9	29	9	0	7	13	Keenen Brown, CW	So.	0	1	1	0	0	0
Ramon Richards, CB	Jr.	9	19	9	1	9	0	Vili Leveni, DT	Jr.	0	1	1	0	0	0
Devante Averette, LB	Sr.	9	9	9	0	0	0	Kenneth Edison-McGruder, S	So.	0	1	1	0	0	0
Marcus Keyes, OL	Fr.	9	9	9	0	0	0								
Cole Walterscheid, DE	So.	9	9	9	0	0	0								
Justice Hill, RB	Fr.	6	6	6	0	0	0								
Michael Wilson, OL	Sr.	4	25	4	13	8	0								
Jarrell Owens, DE	So.	4	8	8	0	0	0								
Jordan Sterns, S	Sr.	3	34	8	13	13	0								
James Washington, WR	Jr.	3	26	8	13	5	0								
Jalen McCleskey, WR	So.	3	8	7	1	0	0								
Chris Lacy, WR	Jr.	1	2	1	1	0	0								

## 2016 GAME-BY-GAME CAPTAINS

9/3	Southeastern Louisiana	Rudolph	Moncrief	Maile	Grogan
9/10	Central Michigan	Childs	Seales	Averette	Phillips
9/17	Pittsburgh	Jarwin	Davis	Sterns	Tucker
9/24	at Baylor	Crabtree	McCleskey	Whitener	Morrow
10/1	Texas	Washington	Maile	Leveni	Henry
10/8	Iowa State	Lacy	Salako	Flowers	Moncrief
10/22	at Kansas	Hays	Morrow	Taylor	Metcalfe
10/29	West Virginia	Carson	Lundblade	Lampkin	Sanders
11/5	at Kansas State	Lacy	Flowers	Taylor	Sinor
11/12	Texas Tech				
11/19	at TCU				
12/3	at Oklahoma				



# EXPLOSIVE PLAYS

## PASSING PLAYS - 20 YARDS OR LONGER (44)

Yds	Connection	Opponent	Result of Pass	Result of Drive
91	Rudolph to Washington	Pittsburgh	Touchdown	Touchdown
86	Rudolph to Seales	Pittsburgh	1st and Goal at UP 1	Touchdown
82	Rudolph to Washington	Kansas State	Touchdown	Touchdown
54	Rudolph to Washington	Texas	Touchdown	Touchdown
54	Rudolph to Jarwin	Kansas State	Touchdown	Touchdown
52	Rudolph to McCleskey	Texas	Touchdown	Touchdown
50	Rudolph to Washington	Pittsburgh	1st and 10 at UP 30	Touchdown
48	Rudolph to Seales	Kansas State	1st and 10 at KSU 15	Touchdown
47	Rudolph to McCleskey	Kansas	1st and 10 at KU 36	Touchdown
43	Rudolph to Washington	Pittsburgh	1st and 10 at UP 27	Field Goal
42	Rudolph to Washington	Iowa State	1st and Goal at ISU 5	Touchdown
42	Rudolph to Jarwin	Kansas State	1st and 10 at KSU 33	Touchdown
39	Rudolph to McCleskey	Kansas	1st and 10 at KU 35	Touchdown
38	Rudolph to Brown	Texas	1st and 10 at UT 30	Field Goal
36	Rudolph to McCleskey	Texas	Touchdown	Touchdown
36	Rudolph to McCleskey	Iowa State	1st and 10 at ISU 17	Field Goal
35	Rudolph to Washington	Pittsburgh	1st and 10 at UP 44	Touchdown
35	Rudolph to Washington	Iowa State	Touchdown	Touchdown
35	Rudolph to McCleskey	Kansas	1st and 10 at KU 7	Field Goal
34	Rudolph to Seales	Texas	1st and 10 at UT 36	Touchdown
34	Rudolph to Hays	Kansas State	Touchdown	Touchdown
33	Rudolph to Washington	West Virginia	1st and 10 at WVU 24	Field Goal
33	Rudolph to Washington	Texas	1st and 10 at UT 10	Touchdown
33	Rudolph to Seales	Iowa State	Touchdown	Touchdown
32	Rudolph to Washington	Central Michigan	1st and 10 at CMU 31	Touchdown
32	Rudolph to Washington	Baylor	1st and 10 at BU 15	End of Game
29	Rudolph to Washington	Pittsburgh	Touchdown	Touchdown
28	Rudolph to Lacy	Texas	1st and 10 at UT 33	Field Goal
28	Rudolph to Lacy	Pittsburgh	1st and 10 at UP 44	Touchdown
28	Rudolph to McCleskey	Central Michigan	1st and 10 at CMU 17	Field Goal
26	Rudolph to McCleskey	Central Michigan	Touchdown	Touchdown
25	Rudolph to Washington	Pittsburgh	1st and Goal at UP 5	Touchdown
24	Rudolph to Washington	Iowa State	1st and 10 at 50	Touchdown
24	Rudolph to Seales	SE Louisiana	Touchdown	Touchdown
23	Rudolph to Jarwin	West Virginia	1st and 10 at WVU 26	Missed Field Goal
22	Rudolph to McCleskey	Texas	1st and 10 at UT 43	Touchdown
22	Rudolph to Hill	Kansas	1st and 10 at KU 42	Fumble
22	Hays to Jarwin	Kansas	1st and 10 at KU 13	Touchdown
21	Rudolph to Seales	SE Louisiana	1st and 10 at SLU 44	Touchdown
21	Rudolph to McCleskey	Baylor	1st and 10 at OSU 36	Field Goal
21	Rudolph to McCleskey	Baylor	1st and 10 at BU 43	Field Goal
20	Rudolph to Hays	Pittsburgh	1st and 10 at UP 33	Missed Field Goal
20	Rudolph to McCleskey	Iowa State	1st and 10 at ISU 35	Touchdown
20	Rudolph to Washington	West Virginia	1st and 10 at OSU 45	Missed Field Goal

## RUNNING PLAYS - 20 YARDS OR LONGER (13)

Yds	Rusher	Opponent	Result of Rush	Result of Drive
67	Rennie Childs	Pittsburgh	Touchdown	Touchdown
38	Justice Hill	Baylor	1st and 10 at BU 14	Fumble
33	Jeff Carr	Iowa State	1st and Goal at ISU 3	Touchdown
32	Justice Hill	Kansas	1st and 10 at KU 1	Touchdown
30	Justice Hill	Texas	Touchdown	Touchdown
26	Jeff Carr	SE Louisiana	1st and 10 at SLU 42	Touchdown
26	Justice Hill	Kansas	1st and 10 at KU 30	Touchdown
26	Barry J. Sanders	Kansas State	1st and 10 at OSU 36	End of Half
25	Rennie Childs	SE Louisiana	1st and 10 at SLU 19	Touchdown
25	Mason Rudolph	Baylor	1st and 10 at BU 12	Turnover on Downs
23	Justice Hill	Texas	1st and 10 at OSU 46	Punt
23	Justice Hill	Kansas	1st and 10 at OSU 31	Field Goal
21	Mason Rudolph	Kansas State	1st and 10 KSU 5	Touchdown

## KICK RETURNS - 30 YARDS OR LONGER (1)

Yds	Returner	Opponent	Result of Return	Result of Drive
30	Barry J. Sanders	West Virginia	1st and 10 at OSU 33	Touchdown

## PUNT RETURNS - 20 YARDS OR LONGER (1)

Yds	Returner	Opponent	Result of Return	Result of Drive
57	Barry J. Sanders	SE Louisiana	1st and Goal at SLU 1	Fumble

## INTERCEPTION/FUMBLE RETURNS - 20 YARDS OR LONGER (4)

Yds	Returner	Opponent	Result of Return	Result of Drive
64	Sterns, Taylor and Owens	Kansas	1st and 10 at KU 16	Field Goal
59	Ramon Richards	West Virginia	1st and 10 at WVU 9	Touchdown
27	De'Quinton Osborne	Kansas	1st and Goal at KU 1	Touchdown
26	Kevin Henry	West Virginia	1st and 10 at WVU 10	Field Goal



# SCORING SUMMARY

## SEPT. 3 VS. SE LOUISIANA

	QTR.	TIME	PLAYS	YDS.	ELAPSED
Madre Harper, 0 yd fumble return	1	13:15	0	0	0:00
Chris Carson, 10 yd run	1	10:50	5	36	1:36
Jhajuan Seales, 24 yd pass from Rudolph	1	8:10	3	34	0:36
Barry J. Sanders, 1 yd run	1	4:24	5	65	1:10
Ben Grogan, 32 yd field goal	2	12:42	11	46	2:47
Ramon Richards, 9 yd fumble return	3	14:38	0	0	0:00
Jhajuan Seales, 16 yd pass from Rudolph	3	3:40	9	50	3:34
Jeff Carr, 1 yd run	3	2:13	3	19	0:46
Ben Grogan, 28 yd field goal	4	14:50	4	5	1:02
Taylor Cornelius, 5 yd run	4	3:00	15	90	8:58

## SEPT. 12 VS. CENTRAL MICHIGAN

	QTR.	TIME	PLAYS	YDS.	ELAPSED
Jalen McCleskey, 26 yd pass from Rudolph	1	4:49	5	57	1:03
Zac Veatch, 18 yd pass from Rudolph	1	2:23	4	63	0:47
Matt Ammendola, 53 yd field goal	2	9:25	8	31	2:48
Ben Grogan, 35 yd field goal	3	2:58	8	57	2:18
James Washington, 2 yd pass from Stoner	4	5:12	4	20	1:13

## SEPT. 17 VS. PITTSBURGH

	QTR.	TIME	PLAYS	YDS.	ELAPSED
James Washington, 91 yd pass from Rudolph	1	14:44	1	91	0:16
Ben Grogan, 45 yd field goal	1	4:26	7	47	1:25
James Washington, 29 yd pass from Rudolph	2	13:09	7	99	2:33
Rennie Childs, 1 yd run	2	9:44	8	80	1:53
Rennie Childs, 67 yd run	2	4:04	3	75	0:55
Rennie Childs, 5 yd run	3	9:01	7	80	1:24
Rennie Childs, 1 yd run	4	1:28	3	88	0:39

## SEPT. 24 AT BAYLOR

	QTR.	TIME	PLAYS	YDS.	ELAPSED
Justice Hill, 5 yd run	1	9:44	1	5	0:04
Rennie Childs, 3 yd run	2	5:32	14	75	6:56
Rennie Childs, 3 yd run	3	7:46	16	75	7:14
Ben Grogan, 28 yd field goal	3	2:13	11	64	4:43

## OCT. 1 VS. TEXAS

	QTR.	TIME	PLAYS	YDS.	ELAPSED
Justice Hill, 30 yd run	1	11:29	9	75	3:31
James Washington, 54 yd pass from Rudolph	1	7:23	6	68	2:21
Tre Flowers, PAT return	1	1:25	0	0	0:00
Mason Rudolph, 10 yd run	2	8:33	5	80	1:40
Jalen McCleskey, 36 yd pass from Rudolph	2	5:05	4	75	1:26
Jalen McCleskey, 52 yd pass from Rudolph	2	0:31	7	84	1:02
Barry J. Sanders, 1 yd run	3	5:11	2	1	0:41
Ben Grogan, 26 yd field goal	4	11:54	9	53	3:52
Ben Grogan, 24 yd field goal	4	6:44	8	61	3:13

## OCT. 8 VS. IOWA STATE

	QTR.	TIME	PLAYS	YDS.	ELAPSED
Jhajuan Seals, 33 yd pass from Rudolph	1	4:13	9	75	1:40
Justice Hill, 5 yd run	2	5:51	4	66	1:07
James Washington, 35 yd pass from Rudolph	3	2:24	3	55	0:31
Jalen McCleskey, 3 yd pass from Rudolph	4	14:51	7	41	2:21
Ben Grogan, 30 yd field goal	4	11:33	6	52	2:21
James Washington, 3 yd pass from Rudolph	4	3:40	8	64	4:02

## OCT. 22 AT KANSAS

	QTR.	TIME	PLAYS	YDS.	ELAPSED
Chris Carson, 1 yd run	1	3:09	6	75	3:03
Ben Grogan, 32 yd field goal	2	6:56	6	19	3:20
Justice Hill, 1 yd run	2	2:47	5	74	1:34
Chris Carson, 15 yd pass from Rudolph	3	10:57	6	26	2:44
Rennie Childs, 1 yd run	3	3:25	1	1	0:04
Ben Grogan, 25 yd field goal	3	0:36	4	8	1:07
Ben Grogan, 25 yd field goal	4	9:34	12	89	4:00
Chris Carson, 16 yd run	4	5:04	7	85	3:05

## OCT. 29 VS. WEST VIRGINIA

	QTR.	TIME	PLAYS	YDS.	ELAPSED
Ben Grogan, 32 yd field goal	1	7:02	8	49	3:55
Ben Grogan, 25 yd field goal	1	1:25	10	71	3:22
Chris Lacy, 5 yd pass from Rudolph	2	8:26	2	13	0:41
Jalen McCleskey, 3 yd pass from Rudolph	2	0:15	15	78	5:01
Mason Rudolph, 2 yd run	3	2:08	3	9	1:18
Chris Lacy, 7 yd pass from Rudolph	4	5:15	9	67	3:43
Ben Grogan, 22 yd field goal	4	1:39	4	4	2:38

## NOV. 5 AT KANSAS STATE

	QTR.	TIME	PLAYS	YDS.	ELAPSED
Jalen McCleskey, 12 yd pass from Rudolph	1	2:58	6	75	2:00
Blake Jarwin, 54 yd pass from Rudolph	2	13:42	5	80	1:12
James Washington, 3 yd pass from Rudolph	2	3:44	9	75	3:35
Austin Hays, 34 yd pass from Rudolph	3	0:41	5	75	1:53
James Washington, 82 yd pass from Rudolph	4	7:45	2	92	0:31
Chris Carson, 17 yd run	4	1:46	8	80	3:49

## NOV. 12 VS. TEXAS TECH

	QTR.	TIME	PLAYS	YDS.	ELAPSED
--	------	------	-------	------	---------

## NOV. 19 AT TCU

	QTR.	TIME	PLAYS	YDS.	ELAPSED
--	------	------	-------	------	---------

## DEC. 3 AT OKLAHOMA

	QTR.	TIME	PLAYS	YDS.	ELAPSED
--	------	------	-------	------	---------



# SCORING DRIVE SUPERLATIVES

## SCORING DRIVE SUPERLATIVES

### LONGEST TOUCHDOWN PLAYS (20+)

91	Mason Rudolph pass to James Washington vs. UP
82	Mason Rudolph pass to James Washington at KSU
67	Rennie Childs run vs. UP
54	Mason Rudolph pass to James Washington vs. UT
54	Mason Rudolph pass to Blake Jarwin at KSU
52	Mason Rudolph pass to Jalen McCleskey vs. UT
36	Mason Rudolph pass to Jalen McCleskey vs. UT
35	Mason Rudolph to James Washington vs. ISU
34	Mason Rudolph to Austin Hays at KSU
33	Mason Rudolph to Jhajuan Seales vs. ISU
30	Justice Hill run vs. UT
29	Mason Rudolph pass to James Washington vs. UP
26	Mason Rudolph pass to Jalen McCleskey vs. CMU
24	Mason Rudolph pass to Jhajuan Seales vs. SELU

### FEWEST PLAYS

1 play, 1 yd (TD)	at Kansas
1 play, 5 yds (TD)	at Baylor
1 play, 91 yds (TD)	vs. Pittsburgh
2 plays, 1 yd (TD)	vs. Texas
2 plays, 13 yds (TD)	vs. West Virginia
2 plays, 92 yds (TD)	at Kansas State
3 plays, 9 yds (TD)	vs. West Virginia
3 plays, 19 yds (TD)	vs. Southeastern Louisiana
3 plays, 34 yds (TD)	vs. Southeastern Louisiana
3 plays, 55 yds (TD)	vs. Iowa State
3 plays, 75 yds (TD)	vs. Pittsburgh
3 plays, 88 yds (TD)	vs. Pittsburgh
4 plays, 4 yds (FG)	vs. West Virginia
4 plays, 5 yds (FG)	vs. Southeastern Louisiana
4 plays, 8 yds (FG)	at Kansas
4 plays, 20 yds (TD)	vs. Central Michigan
4 plays, 63 yds (TD)	vs. Central Michigan
4 plays, 66 yds (TD)	vs. Iowa State
4 plays, 75 yds (TD)	vs. Texas
5 plays, 36 yds (TD)	vs. Southeastern Louisiana
5 plays, 57 yds (TD)	vs. Central Michigan
5 plays, 65 yds (TD)	vs. Southeastern Louisiana
5 plays, 74 yds (TD)	at Kansas
5 plays, 75 yds (TD)	at Kansas State
5 plays, 80 yds (TD)	vs. Texas
5 plays, 80 yds (TD)	at Kansas State

### MOST PLAYS

16 plays, 75 yds (TD)	at Baylor
15 plays, 78 yds (TD)	vs. West Virginia
15 plays, 90 yds (TD)	vs. Southeastern Louisiana
14 plays, 75 yds (RD)	at Baylor
11 plays, 46 yds (FG)	vs. Southeastern Louisiana
11 plays, 64 yds (FG)	at Baylor

### MOST YARDS COVERED (80+)

99 yds (TD)	vs. Pittsburgh
92 yds (TD)	at Kansas State
91 yds (TD)	vs. Pittsburgh
90 yds (TD)	vs. Southeastern Louisiana
89 yds (FG)	at Kansas
88 yds (TD)	vs. Pittsburgh
85 yds (TD)	at Kansas
84 yds (TD)	vs. Texas
80 yds (TD)	vs. Pittsburgh
80 yds (TD)	vs. Pittsburgh
80 yds (TD)	vs. Texas
80 yds (TD)	at Kansas State
80 yds (TD)	at Kansas State

### LEAST TIME ELAPSED

0:04 - 1 play, 5 yds (TD)	at BU
0:04 - 1 play, 1 yd (TD)	at KU
0:16 - 1 play, 91 yds (TD)	vs. UP
0:31 - 2 plays, 92 yds (TD)	at KSU
0:31 - 3 plays, 55 yds (TD)	vs. ISU
0:36 - 3 plays, 34 yds (TD)	vs. SELU
0:39 - 3 plays, 88 yds (TD)	vs. UP
0:41 - 2 plays, 1 yd (TD)	vs. UT
0:41 - 2 plays, 13 yds (TD)	vs. WVU
0:46 - 3 plays, 19 yds (TD)	vs. SELU
0:47 - 4 plays, 63 yds (TD)	vs. CMU
0:55 - 3 plays, 75 yds (TD)	vs. UP
1:02 - 4 plays, 5 yds (FG)	vs. SELU
1:02 - 7 plays, 84 yds (TD)	vs. UT
1:03 - 5 plays, 57 yds (TD)	vs. CMU
1:07 - 4 plays, 66 yds (TD)	vs. ISU
1:07 - 4 plays, 8 yds (FG)	at KU
1:10 - 5 plays, 65 yds (TD)	vs. SELU
1:12 - 5 plays, 80 yds (TD)	at KSU
1:13 - 4 plays, 20 yds (TD)	vs. CMU
1:18 - 3 plays, 9 yds (TD)	vs. WVU
1:24 - 7 plays, 80 yds (TD)	vs. UP
1:25 - 7 plays, 47 yds (FG)	vs. UP
1:26 - 4 plays, 75 yds (TD)	vs. UT
1:34 - 5 plays, 74 yds (TD)	at KU
1:36 - 5 plays, 36 yds (TD)	vs. SELU
1:40 - 5 plays, 80 yds (TD)	vs. UT
1:40 - 9 plays, 75 yds (TD)	vs. ISU
1:53 - 8 plays, 80 yds (TD)	vs. UP
1:53 - 5 plays, 75 yds (TD)	at KSU
2:00 - 6 plays, 75 yds (TD)	at KSU

### MOST TIME ELAPSED

8:58 - 15 plays, 90 yds (TD)	vs. SELU
7:14 - 16 plays, 75 yds (TD)	at BU
6:56 - 14 plays, 75 yds (TD)	at BU
5:01 - 15 plays, 78 yds (TD)	vs. WVU
4:43 - 11 plays, 64 yds (FG)	at BU
4:02 - 8 plays, 64 yds (TD)	vs. ISU
4:00 - 12 plays, 89 yds (FG)	at KU
3:55 - 8 plays, 49 yds (FG)	vs. WVU
3:52 - 9 plays, 53 yds (FG)	vs. UT
3:49 - 8 plays, 80 yds (TD)	at KSU
3:43 - 9 plays, 67 yds (TD)	vs. WVU
3:35 - 9 plays, 75 yds (TD)	at KSU
3:34 - 9 plays, 50 yards (TD)	vs. SELU
3:31 - 9 plays, 75 yds (TD)	vs. UT
3:22 - 10 plays, 71 yds (FG)	vs. WVU
3:20 - 6 plays, 19 yds (FG)	at KU
3:13 - 8 plays, 61 yds (FG)	vs. UT
3:05 - 7 plays, 85 yds (TD)	at KU
3:03 - 6 plays, 75 yds (TD)	at KU

### SCORING DRIVE ANALYSIS

	Oklahoma State		Opponent	
	TD	FG	TD	FG
Negative Yards	0	0	0	0
0-9 yards	4	3	0	0
10-19 yards	2	1	0	0
20-29 yards	2	0	0	0
30-39 yards	2	1	0	1
40-49 yards	1	3	1	0
50-59 yards	3	3	4	5
60-69 yards	6	2	6	1
70-79 yards	12	1	12	1
80-89 yards	8	1	6	0
90-99 yards	4	0	2	0

### GAME-OPENING DRIVES

	----- Oklahoma State -----				----- Opponent -----			
	Plays	Yards	TOP	Result	Plays	Yards	TOP	Result
SE Louisiana	5	23	1:45	Punt	3	14	0:49	Fumble
Central Michigan	7	29	3:31	Punt	3	8	1:30	Punt
Pittsburgh	1	91	0:16	Touchdown	4	70	1:35	Touchdown
at Baylor	5	22	3:34	Punt	7	75	1:38	Touchdown
Texas	9	75	3:31	Touchdown	3	9	1:45	Punt
Iowa State	3	9	1:54	Punt	7	31	3:03	Punt
at Kansas	7	38	3:49	Punt	5	16	2:09	Punt
West Virginia	8	49	3:55	Field Goal	11	56	4:03	Field Goal
at Kansas State	7	38	2:07	Downs	11	75	5:40	Touchdown
Texas Tech								
at TCU								
at Oklahoma								

### SECOND HALF-OPENING DRIVES

	----- Oklahoma State -----				----- Opponent -----			
	Plays	Yards	TOP	Result	Plays	Yards	TOP	Result
SE Louisiana	3	0	1:57	Punt	2	-13	0:18	Fumble
Central Michigan	3	5	1:21	Punt	4	18	1:39	Punt
Pittsburgh	1	-9	0:06	Fumble	8	28	4:29	Punt
at Baylor	16	75	7:14	Touchdown	2	89	0:50	Touchdown
Texas	8	47	4:04	Punt	9	32	3:34	Punt
Iowa State	5	20	1:44	Downs	3	45	1:03	Touchdown
at Kansas	6	26	2:44	Touchdown	3	16	1:13	Fumble
West Virginia	8	53	2:52	Missed FG	3	-17	1:00	Punt
at Kansas State	5	26	1:18	Punt	3	9	1:28	Punt
Texas Tech								
at TCU								
at Oklahoma								





# OSU IN THE BIG 12 AND NCAA STATISTICAL RANKINGS

## TEAM STATS

Category	Actual	Big 12 Rank	NCAA Rank
Scoring Offense	40.9	3	13
Scoring Defense	27.7	4	67
Total Offense	484	7	28
Total Defense	443.8	6	98
Rushing Offense	141.2	7	101
Rushing Defense	202.8	6	97
Pass Offense	342.8	2	7
Pass Defense	241	4	80
Pass Efficiency	160.19	2	12
Pass Efficiency Defense	132.42	3	68
Kickoff Returns	18.8	7	107
Kickoff Coverage	18.53	1	26
Punt Return Average	12.08	3	18
Punt Return Defense	2.25	2	9
Interceptions	11	1	22
Passes Had Intercepted	4	1	12
Net Punting	40.35	3	25
Field Goal Kicking Pct.	0.833	3	NR
PAT Kicking Pct.	0.956	8	NR
Sacks Per Game	2.67	3	28
Tackles For Loss Per Game	7.1	5	25
Fewest Sacks Allowed Per Game	2.78	9	104
First Downs	212	5	30
Opponent First Downs	199	6	83
3rd Down Conversion Pct.	0.424	7	45
Oppt. 3rd Down Conv. Pct.	0.376	2	56
4th Down Conversion Pct.	0.375	9	112
Oppt. 4th Down Conv. Pct.	0.313	2	16
Yards Penalized Per Game	50.78	3	48
Time of Possession	29:19	5	72
Turnover Margin	0.89	1	14
Turnovers Gained	20	1	9
Fumbles Recovered	9	1	13
Turnovers Lost	12	4	35
Defensive Touchdowns	2	1	24
Blocked Kicks	5	1	1
Red Zone Scoring Pct.	0.878	4	42
Red Zone Scoring Pct. Defense	0.767	1	29

## INDIVIDUAL STATS

	Actual	Big 12 Rank	NCAA Rank
<b>2 MASON RUDOLPH - QB</b>			
Passing Yards Per Game	332.1	2	6
Passing Yards	2,989	2	7
Passing Efficiency	161	2	9
Yards per Pass Attempt	9.09	2	9
Completions Per Game	23.78	2	12
Total Offense	333.2	4	12
Passing TDs	22	3	13
Completion Percentage	0.65	4	18
Passing Yards per Completion	13.97	3	19
Points Responsible For	144	4	19
Points Responsible For Per Game	16	5	22
<b>28 JAMES WASHINGTON - WR</b>			
Receiving Yards	974	3	13
Receiving Yards Per Game	108.2	3	14
Yards per Reception	19.48	3	17
Receiving TDs	8	3	21
Receptions Per Game	5.6	7	38
All Purpose	111.11	7	77
Total Touchdowns	8	8	82
<b>1 JALEN MCCLESKEY - WR</b>			
Receptions Per Game	6.3	3	21
Receiving TDs	6	5	44
Receiving Yards Per Game	74.4	8	52
Receiving Yards	670	6	53
<b>81 JHAJUAN SEALES - WR</b>			
Yards per Reception	15.67	8	91
<b>27 JUSTICE HILL - RB</b>			
Rushing Yards	663	5	71
Rushing Yards Per Game	73.7	6	79
<b>26 BARRY J. SANDERS - RB</b>			
Combined Kick Returns	280	7	100
<b>23 RENNIE CHILDS - RB</b>			
Rushing TDs	7	8	65
<b>19 BEN GROGAN - K</b>			
Total Points Scored	85	1	16
Scoring	9.4	2	17
Field Goals Per Game	1.56	2	21
Field Goal Percentage	0.824	3	26
Points Responsible For	85	9	86
Points Responsible For Per Game	9.4	10	90

	Actual	Big 12 Rank	NCAA Rank
<b>40 DEVANTE AVERETTE - LB</b>			
Fumbles Recovered	3	1	2
<b>31 TRE FLOWERS - S</b>			
Fumbles Recovered	1	6	98
<b>13 JORDAN STERNS - S</b>			
Solo Tackles	5.6	2	19
Total Interceptions	3	4	32
Interceptions Per Game	0.4	5	37
Total Tackles	7.5	6	-
<b>96 VINCENT TAYLOR - DT</b>			
Blocked Kicks	3	1	1
Sacks	0.61	7	57
<b>82 COLE WALTERSCHEID - DE</b>			
Fumbles Recovered	1	6	98
<b>20 JORDAN BURTON - LB</b>			
Total Interceptions	2	9	95
Interceptions Per Game	0.2	10	-
<b>25 MADRE HARPER - CB</b>			
Fumbles Recovered	1	6	98
<b>5 JEREL MORROW - S</b>			
Fumbles Recovered	1	6	98
<b>6 ASHTON LAMPKIN - CB</b>			
Fumbles Recovered	1	6	98
<b>7 RAMON RICHARDS - CB</b>			
Total Interceptions	3	4	32
Interceptions Per Game	0.3	6	45
<b>52 TANNER MORGAN - LS</b>			
Fumbles Recovered	1	6	98
<b>29 ZACH SINOR - P</b>			
Punting	43	2	32

NR: NCAA does not track national rankings in this category.

- Player does not rank in the NCAA top 100 in this category



# 2016 OKLAHOMA STATE STATISTICS

## RESULTS

DATE	OPPONENT	W/L	SCORE	ATTEND
Sep 03, 2016	SOUTHEASTERN LA.	W	61-7	50079
Sep 10, 2016	CENTRAL MICHIGAN	L	27-30	52523
Sep 17, 2016	PITTSBURGH	W	45-38	53514
* Sep 24, 2016	at #16 Baylor	L	24-35	45373
* Oct 1, 2016	#22 TEXAS	W	49-31	53468
* Oct 08, 2016	IOWA STATE	W	38-31	53239
* Oct 22, 2016	at Kansas	W	44-20	26262
* Oct 29, 2016	#10 WEST VIRGINIA	W	37-20	59584
* Nov 05, 2016	at Kansas State	W	43-37	52450

\* Big 12 Game

## TEAM STATISTICS

	OSU	OPP
SCORING	368	249
Points Per Game	40.9	27.7
Points Off Turnovers	96	42
FIRST DOWNS	212	199
Rushing	69	93
Passing	130	91
Penalty	13	15
RUSHING YARDAGE	1273	1825
Yards gained rushing	1544	2121
Yards lost rushing	271	296
Rushing Attempts	330	384
Average Per Rush	3.9	4.8
Average Per Game	141.4	202.8
TDs Rushing	21	16
PASSING YARDAGE	3085	2169
Comp-Att-Int	224-344-4	173-289-11
Average Per Pass	9.0	7.5
Average Per Catch	13.8	12.5
Average Per Game	342.8	241.0
TDs Passing	23	15
TOTAL OFFENSE	4358	3994
Total Plays	674	673
Average Per Play	6.5	5.9
Average Per Game	484.2	443.8
KICK RETURNS: #-Yards	15-282	40-741
PUNT RETURNS: #-Yards	13-157	12-27
INT RETURNS: #-Yards	11-192	4-54
KICK RETURN AVERAGE	18.8	18.5
PUNT RETURN AVERAGE	12.1	2.2
INT RETURN AVERAGE	17.5	13.5
FUMBLES-LOST	10-8	17-9
PENALTIES-Yards	48-457	53-453
Average Per Game	50.8	50.3
PUNTS-Yards	43-1782	51-2169
Average Per Punt	41.4	42.5
Net punt average	40.3	38.3
KICKOFFS-Yards	70-4418	49-3049
Average Per Kick	63.1	62.2
Net kick average	42.5	40.1
TIME OF POSSESSION/Game	29:19	30:41
3RD-DOWN Conversions	53/124	50/133
3rd-Down Pct	43%	38%
4TH-DOWN Conversions	3/8	5/16
4th-Down Pct	38%	31%
SACKS BY-Yards	24-157	25-167
MISC YARDS	0	-9
TOUCHDOWNS SCORED	46	33
FIELD GOALS-ATTEMPTS	15-18	8-12
ON-SIDE KICKS	0-0	0-0
RED-ZONE SCORES	(43-49) 88%	(23-30) 77%
RED-ZONE TOUCHDOWNS	(30-49) 61%	(17-30) 57%
PAT-ATTEMPTS	(43-45) 96%	(27-31) 87%
ATTENDANCE	322407	124085
Games/Avg Per Game	6/53734	3/41362
Neutral Site Games		0/0

SCORE BY QUARTERS	1ST	2ND	3RD	4TH	TOTAL
Oklahoma State	102	100	85	81	368
Opponents	56	87	69	37	249

## RUSHING

	GP	Att	Gain	Loss	Net	Avg	TD	Long	Avg/G
Hill, Justice	9	137	698	35	663	4.8	4	38	73.7
Childs, Rennie	9	42	208	12	196	4.7	7	67	21.8
Carson, Chris	5	32	193	5	188	5.9	4	18	37.6
Carr, Jeff	7	12	87	2	85	7.1	1	33	12.1
Sanders, Barry J.	9	26	95	13	82	3.2	2	26	9.1
Cornelius, Taylor	2	6	32	4	28	4.7	1	15	14.0
Washington, James	9	3	26	0	26	8.7	0	16	2.9
Kolar, John	1	2	18	0	18	9.0	0	13	18.0
Rudolph, Mason	9	58	178	168	10	0.2	2	25	1.1
McCleskey, Jalen	9	3	9	0	9	3.0	0	8	1.0
Metcalf, Keegan	9	1	0	0	0	0.0	0	0	0.0
TEAM	6	8	0	32	-32	-4.0	0	0	-5.3
Total.....	9	330	1544	271	1273	3.9	21	67	141.4
Opponents.....	9	384	2121	296	1825	4.8	16	62	202.8

## PASSING

	G	Effic	Cmp-Att-Int	Pct	Yds	TD	Lng	Avg/G
Rudolph, Mason	9	161.00	214-329-4	65.0	2989	22	91	332.1
Cornelius, Taylor	2	137.51	7-9-0	77.8	64	0	17	32.0
Stoner, Dillon	4	223.40	1-2-0	50.0	2	1	2	0.5
Kolar, John	1	83.60	1-2-0	50.0	8	0	8	8.0
Hays, Austin	9	284.80	1-1-0	100.0	22	0	22	2.4
McCleskey, Jalen	9	0.00	0-1-0	0.0	0	0	0	0.0
Total.....	9	160.19	224-344-4	65.1	3085	23	91	342.8
Opponents.....	9	132.42	173-289-11	59.9	2169	15	89	241.0

## RECEIVING

	G	No.	Yds	Avg	TD	Long	Avg/G
McCleskey, Jalen	9	57	670	11.8	6	52	74.4
Washington, James	9	50	974	19.5	8	91	108.2
Seales, Jhajuan	9	27	423	15.7	3	86	47.0
Lacy, Chris	8	21	260	12.4	2	28	32.5
Jarwin, Blake	9	14	247	17.6	1	54	27.4
Carson, Chris	5	11	111	10.1	1	18	22.2
Sanders, Barry J.	9	9	45	5.0	0	18	5.0
Hays, Austin	9	7	112	16.0	1	34	12.4
Veatch, Zac	9	7	60	8.6	1	18	6.7
Childs, Rennie	9	5	29	5.8	0	17	3.2
Stoner, Dillon	4	5	27	5.4	0	17	6.8
Hill, Justice	9	4	44	11.0	0	22	4.9
Brown, Keenen	6	2	47	23.5	0	38	7.8
Obialo, Obi	2	2	11	5.5	0	10	5.5
Tillmon, Terry	6	1	13	13.0	0	13	2.2
Berry, Theo	1	1	8	8.0	0	8	8.0
Carr, Jeff	7	1	4	4.0	0	4	0.6
Total.....	9	224	3085	13.8	23	91	342.8
Opponents.....	9	173	2169	12.5	15	89	241.0

## TOTAL OFFENSE

	G	Plays	Rush	Pass	Total	Avg/G
Rudolph, Mason	9	387	10	2989	2999	333.2
Hill, Justice	9	137	663	0	663	73.7
Childs, Rennie	9	42	196	0	196	21.8
Carson, Chris	5	32	188	0	188	37.6
Cornelius, Taylor	2	15	28	64	92	46.0
Carr, Jeff	7	12	85	0	85	12.1
Sanders, Barry J.	9	26	82	0	82	9.1
Kolar, John	1	4	18	8	26	26.0
Washington, James	9	3	26	0	26	2.9
Hays, Austin	9	1	0	22	22	2.4
McCleskey, Jalen	9	4	9	0	9	1.0
Stoner, Dillon	4	2	0	2	2	0.5
TEAM	6	8	-32	0	-32	-5.3
Total.....	9	674	1273	3085	4358	484.2
Opponents.....	9	673	1825	2169	3994	443.8



# 2016 OKLAHOMA STATE STATISTICS

## SCORING

			PATs							
	TD	FGs	Kick	Rush	Rcv	Pass	DXP	Saf	Points	
Grogan, Ben	0	14-17	43-44	0-0	0	0-0	0	0	85	
Washington, James	8	0-0	0-0	0-0	0	0-0	0	0	48	
Childs, Rennie	7	0-0	0-0	0-0	1	0-0	0	0	44	
McCleskey, Jalen	6	0-0	0-0	0-0	0	1-1	0	0	36	
Carson, Chris	5	0-0	0-0	0-0	0	0-0	0	0	30	
Hill, Justice	4	0-0	0-0	0-0	0	0-0	0	0	24	
Seales, Jhajuan	3	0-0	0-0	0-0	0	0-0	0	0	18	
Rudolph, Mason	2	0-0	0-0	0-0	0	0-0	0	0	12	
Lacy, Chris	2	0-0	0-0	0-0	0	0-0	0	0	12	
Sanders, Barry J.	2	0-0	0-0	0-0	0	0-0	0	0	12	
Veatch, Zac	1	0-0	0-0	0-0	0	0-0	0	0	6	
Richards, Ramon	1	0-0	0-0	0-0	0	0-0	0	0	6	
Jarwin, Blake	1	0-0	0-0	0-0	0	0-0	0	0	6	
Cornelius, Taylor	1	0-0	0-0	0-0	0	0-0	0	0	6	
Hays, Austin	1	0-0	0-0	0-0	0	0-0	0	0	6	
Harper, Madre	1	0-0	0-0	0-0	0	0-0	0	0	6	
Carr, Jeff	1	0-0	0-0	0-0	0	0-0	0	0	6	
Ammendola, Matt	0	1-1	0-1	0-0	0	0-0	0	0	3	
Flowers, Tre	0	0-0	0-0	0-0	0	0-0	1	0	2	
Pipkins, Lenzy	0	0-0	0-0	0-0	0	0-0	0	0	0	
Total.....	46	15-18	43-45	0-0	1	1-1	1	0	368	
Opponents.....	33	8-12	27-31	0-1	0	0-0	0	0	249	

## PUNT RETURNS

	No.	Yds	Avg	TD	Long
McCleskey, Jalen	7	64	9.1	0	18
Sanders, Barry J.	6	93	15.5	0	57
Total.....	13	157	12.1	0	57
Opponents.....	12	27	2.2	0	19

## INTERCEPTIONS

	No.	Yds	Avg	TD	Long
Richards, Ramon	3	61	20.3	0	59
Sterns, Jordan	3	35	11.7	0	21
Burton, Jordan	2	0	0.0	0	0
Moncrief, Derrick	1	0	0.0	0	0
Henry, Kevin	1	26	26.0	0	26
Osborne, DeQuinton	1	27	27.0	0	27
Total.....	11	192	17.5	0	59
Opponents.....	4	54	13.5	1	29

## KICK RETURNS

	No.	Yds	Avg	TD	Long
Sanders, Barry J.	9	187	20.8	0	30
Carr, Jeff	3	48	16.0	0	19
Jarwin, Blake	1	9	9.0	0	9
Lacy, Chris	1	27	27.0	0	27
Veatch, Zac	1	11	11.0	0	11
Total.....	15	282	18.8	0	30
Opponents.....	40	741	18.5	0	38

## FUMBLE RETURNS

	No.	Yds	Avg	TD	Long
Averette, Devante	2	9	4.5	0	9
Walterscheid, Cole	1	5	5.0	0	5
Harper, Madre	0	0	0.0	1	0
Richards, Ramon	0	9	0.0	1	9
Total.....	3	23	7.7	2	9
Opponents.....	1	2	2.0	1	2

## ALL-PURPOSE

	G	Rush	Rec	PR	KOR	IR	Tot	Avg/G
Washington, James	9	26	974	0	0	0	1000	111.1
McCleskey, Jalen	9	9	670	64	0	0	743	82.6
Hill, Justice	9	663	44	0	0	0	707	78.6
Seales, Jhajuan	9	0	423	0	0	0	423	47.0
Sanders, Barry J.	9	82	45	93	187	0	407	45.2
Carson, Chris	5	188	111	0	0	0	299	59.8
Lacy, Chris	8	0	260	0	27	0	287	35.9
Jarwin, Blake	9	0	247	0	9	0	256	28.4
Childs, Rennie	9	196	29	0	0	0	225	25.0
Carr, Jeff	7	85	4	0	48	0	137	19.6
Hays, Austin	9	0	112	0	0	0	112	12.4
Veatch, Zac	9	0	60	0	11	0	71	7.9
Richards, Ramon	9	0	0	0	0	61	61	6.8
Brown, Keenen	6	0	47	0	0	0	47	7.8
Sterns, Jordan	8	0	0	0	0	35	35	4.4
Owens, Jarrell	9	0	0	0	0	29	29	3.2
Cornelius, Taylor	2	28	0	0	0	0	28	14.0
Osborne, DeQuinton	8	0	0	0	0	27	27	3.4
Stoner, Dillon	4	0	27	0	0	0	27	6.8
Henry, Kevin	9	0	0	0	0	26	26	2.9
Kolar, John	1	18	0	0	0	0	18	18.0
Taylor, Vincent	9	0	0	0	0	14	14	1.6
Tillmon, Terry	6	0	13	0	0	0	13	2.2
Obialo, Obi	2	0	11	0	0	0	11	5.5
Rudolph, Mason	9	10	0	0	0	0	10	1.1
Berry, Theo	1	0	8	0	0	0	8	8.0
TEAM	6	-32	0	0	0	0	-32	-5.3
Total.....	9	1273	3085	157	282	192	4989	554.3
Opponents.....	9	1825	2169	27	741	54	4816	535.1

## FIELD GOALS

	FGM-FGA	Pct	01-19	20-29	30-39	40-49	50-99	Lg	Blk
Grogan, Ben	14-17	82.4	0-0	8-8	5-6	1-3	0-0	45	0
Ammendola, Matt	1-1	100.0	0-0	0-0	0-0	0-0	1-1	53	0

## FIELD GOAL SEQUENCE

	Oklahoma State	OPPONENTS
Southeastern La.	(32),(28)	34
Central Michigan	(53),(35)	(30)
Pittsburgh	49,(45)	(48)
Baylor	44,(28)	-
Texas	(26),(24)	46
Iowa State	(30)	(35)
Kansas	(32),(25),(25)	(29),(40),59
West Virginia	(32),(25),38,(22)	(36),39,(21)
Kansas State	-	(43)

Numbers in (parentheses) indicate field goal was made.

## PUNTING

	No.	Yds	Avg	Long	TB	FC	I20	50+	Blkd
Sinor, Zach	40	1719	43.0	65	1	14	24	11	2
TEAM	3	63	21.0	39	0	0	0	0	1
Total.....	43	1782	41.4	65	1	14	24	11	3
Opponents.....	51	2169	42.5	66	3	20	15	9	0

## KICKOFFS

	No.	Yds	Avg	TB	OB	Retn	Net	YdLn
Ammendola, Matt	62	3917	63.2	28	1			
Allan, Max	7	436	62.3	0	1			
Hockett, Matt	1	65	65.0	0	0			
Total.....	70	4418	63.1	28	2	741	42.5	22
Opponents.....	49	3049	62.2	32	2	282	40.1	24



# 2016 OKLAHOMA STATE STATISTICS

## DEFENSIVE STATS

		-----Tackles-----				-Sacks-		---Pass Def---		-Fumbles-		Blkd	
	GP	Solo	Ast	Total	TFL/Yds	No-Yards	Int-Yds	BrUp	QBH	Rcv-Yds	FF	Kick	Saf
13 Sterns, Jordan	8	45	15	60	1.5-2	.	3-35	3	.	.	.	.	.
40 Averette, Devante	9	42	15	57	5.5-10	.	.	2	1	3-9	2	.	.
45 Whitener, Chad	9	39	14	53	5.0-9	1.0-4	.	4	1	.	.	.	.
20 Burton, Jordan	9	35	16	51	4.0-13	0.5-2	2-0	2	1	.	.	.	.
7 Richards, Ramon	9	34	11	45	2.0-9	1.0-4	3-61	4	.	0-9	.	.	.
31 Flowers, Tre	9	30	8	38	.	.	.	5	.	1-0	1	.	.
96 Taylor, Vincent	9	25	11	36	9.5-53	5.5-46	0-14	1	2	.	2	3	.
6 Lampkin, Ashton	9	17	9	26	.	.	.	2	.	1-0	1	.	.
3X Edison-McGruder, Ken	9	21	4	25	.	.	.	.	1	.	.	.	.
4 Pipkins, Lenzy	9	17	8	25	1.0-1	.	.	1	.	.	.	.	.
82 Walterscheid, Cole	9	16	2	18	5.5-24	2.0-14	.	.	3	1-5	1	.	.
90 Maile, Motekiai	9	13	5	18	5.5-19	2.0-10	.	2	1	.	.	1	.
11 Phillips, Justin	9	10	7	17	1.0-8	1.0-8	.	.	.	.	.	.	.
89 Webber, Tralund	9	11	3	14	6.0-24	3.0-19	.	3	.	.	.	.	.
36 Moncrief, Derrick	9	8	4	12	1.0-1	.	1-0	1	.	.	.	.	.
93 Owens, Jarrell	9	10	2	12	4.5-28	2.5-21	0-29	.	.	.	.	.	.
95 Leveni, Vili	9	6	6	12	3.5-9	2.0-6	.	1	2	.	.	.	.
9 Akem, Gyasi	9	9	2	11	1.0-2	.	.	.	.	.	1	.	.
2H Henry, Kevin	9	9	2	11	.	.	1-26	.	.	.	.	.	.
79 Daniels, Darrion	9	8	3	11	.	.	.	.	.	.	.	1	.
91 Osborne, DeQuinton	8	8	1	9	5.5-33	3.5-23	1-27	.	1	.	.	.	.
5 Morrow, Jerel	9	5	3	8	.	.	.	1	.	1-0	.	.	.
12 Tucker, Kirk	9	6	2	8	.	.	.	.	.	.	.	.	.
1X Bundage, Calvin	7	8	.	8	.	.	.	.	.	.	.	.	.
97 Davis, Eric	8	3	2	5	.	.	.	.	.	.	.	.	.
3E Cook, Chance	9	1	3	4	1.0-13	.	.	.	.	.	.	.	.
18 Green, Za'Carrius	3	2	1	3	.	.	.	.	.	.	.	.	.
42 Metcalf, Keegan	9	2	1	3	.	.	.	.	.	.	.	.	.
62 Ferguson, Tyler	1	2	.	2	1.0-1	.	.	.	.	.	.	.	.
2X Curry, Darius	8	1	1	2	.	.	.	1	.	.	.	.	.
25 Harper, Madre	8	.	2	2	.	.	.	.	.	1-0	.	.	.
99 Carter, Trey	7	1	1	2	.	.	.	.	.	.	.	.	.
41 Abbott, Britton	8	1	.	1	.	.	.	.	.	.	.	.	.
24 Kearse, Malik	1	1	.	1	.	.	.	.	.	.	.	.	.
2 Rudolph, Mason	9	1	.	1	.	.	.	.	.	.	.	.	.
2G Westbrooks, Winston	1	1	.	1	.	.	.	.	.	.	.	.	.
52 Morgan, Tanner	7	.	.	.	.	.	.	.	.	1-0	.	.	.
1D Balous, Bryce	2	.	.	.	.	.	.	1	.	.	.	.	.
Total.....	9	448	164	612	64-259	24-157	11-192	34	13	9-23	8	5	.
Opponents.....	9	428	152	580	65.0-260	25-167	4-54	27	18	8-2	5	4	.





# 2016 OKLAHOMA STATE STATISTICS

## INDIVIDUAL GAME-BY-GAME PASSING

	Att	Comp	Int	Pct	Yards	TD	Long	Sack	Yds	Effic
<b>#2 Rudolph, Mason</b>										
Southeastern La.	25	18	0	72.0	191	2	24	2	15	162.6
Central Michigan	43	27	1	62.8	286	2	32	4	29	129.4
Pittsburgh	46	26	0	56.5	540	2	91	3	22	169.5
Baylor	45	27	1	60.0	279	0	32	4	26	107.6
Texas	28	19	0	67.9	392	3	54	3	20	220.8
Iowa State	44	26	0	59.1	351	4	42	1	6	156.1
Kansas	24	16	0	66.7	220	1	47	5	31	157.4
West Virginia	36	26	0	72.2	273	3	33	1	5	163.4
Kansas State	38	29	2	76.3	457	5	82	1	9	210.2
<b>TOTALS</b>	<b>329</b>	<b>214</b>	<b>4</b>	<b>65.0</b>	<b>2989</b>	<b>22</b>	<b>91</b>	<b>24</b>	<b>163</b>	<b>161.0</b>
<b>#14 Cornelius, T.</b>										
Southeastern La.	8	6	0	75.0	54	0	17	1	4	131.7
Kansas	1	1	0	100.0	10	0	10	0	0	184.0
<b>TOTALS</b>	<b>9</b>	<b>7</b>	<b>0</b>	<b>77.8</b>	<b>64</b>	<b>0</b>	<b>17</b>	<b>1</b>	<b>4</b>	<b>137.5</b>
<b>#17 Hays, Austin</b>										
Kansas	1	1	0	100.0	22	0	22	0	0	284.8
<b>TOTALS</b>	<b>1</b>	<b>1</b>	<b>0</b>	<b>100.0</b>	<b>22</b>	<b>0</b>	<b>22</b>	<b>0</b>	<b>0</b>	<b>284.8</b>
<b>#80 Stoner, Dillon</b>										
Central Michigan	1	1	0	100.0	2	1	2	0	0	446.8
Baylor	1	0	0	0.0	0	0	0	0	0	0.0
<b>TOTALS</b>	<b>2</b>	<b>1</b>	<b>0</b>	<b>50.0</b>	<b>2</b>	<b>1</b>	<b>2</b>	<b>0</b>	<b>0</b>	<b>223.4</b>
<b>#9X Kolar, John</b>										
Southeastern La.	2	1	0	50.0	8	0	8	0	0	83.6
<b>TOTALS</b>	<b>2</b>	<b>1</b>	<b>0</b>	<b>50.0</b>	<b>8</b>	<b>0</b>	<b>8</b>	<b>0</b>	<b>0</b>	<b>83.6</b>
<b>#1 McCleskey, Jalen</b>										
Kansas	1	0	0	0.0	0	0	0	0	0	0.0
<b>TOTALS</b>	<b>1</b>	<b>0</b>	<b>0</b>	<b>0.0</b>	<b>0</b>	<b>0</b>	<b>0</b>	<b>0</b>	<b>0</b>	<b>0.0</b>

## INDIVIDUAL GAME-BY-GAME RUSHING

	No-Yds/TD	SLU	CMU	UP	BU	UT	ISU	KU	WVU	KS
Hill, Justice RB	137-663/4	7-30/0	5-31/0	12-28/0	20-122/1	25-135/1	18-57/1	22-162/1	19-54/0	9-44/0
Childs, Rennie RB	42-196/7	3-21/0	1-1/0	10-101/4	18-35/2	2-12/0	3-8/0	3-10/1	1-1/0	1-7/0
Carson, Chris RB	32-188/4	4-18/1	8-27/0	DNP	DNP	DNP	DNP	8-59/2	5-15/0	7-69/1
Carr, Jeff RB	12-85/1	6-42/1	-	-	2-10/0	1-1/0	1-33/0	2--1/0	DNP	DNP
Sanders, Barry J RB	26-82/2	4-1/1	1-4/0	1-5/0	5-20/0	6-12/1	4-9/0	1-2/0	1-5/0	3-34/0
Cornelius, T. QB	6-28/1	6-28/1	DNP	DNP	DNP	DNP	DNP	-	DNP	DNP
Washington, J. WR	3-26/0	-	-	-	-	-	1-16/0	2-10/0	-	-
Kolar, John QB	2-18/0	2-18/0	DNP	DNP	DNP	DNP	DNP	DNP	DNP	DNP
Rudolph, Mason QB	58-10/2	4--10/0	9--19/0	7--18/0	9-30/0	8-2/1	3-1/0	8--12/0	5-10/1	5-26/0
McCleskey, Jalen WR	3-9/0	-	1-8/0	-	-	1-1/0	-	-	-	1-0/0
Metcalf, Keegan RB	1-0/0	1-0/0	-	-	-	-	-	-	-	-
<b>TEAM</b>	<b>8--32/0</b>	<b>1--4/0</b>	<b>1--2/0</b>	<b>2--6/0</b>	<b>1--4/0</b>	<b>DNP</b>	<b>3--16/0</b>	<b>DNP</b>	<b>DNP</b>	<b>-</b>

## INDIVIDUAL GAME-BY-GAME RECEIVING

	No-Yds/TD	SLU	CMU	UP	BU	UT	ISU	KU	WVU	KS
Washington, J. WR	50-974/8	5-34/0	5-69/1	9-296/2	6-89/0	3-91/1	8-152/2	1-9/0	6-117/0	7-117/2
McCleskey, Jalen WR	57-670/6	4-27/0	11-103/1	3-17/0	5-77/0	4-109/2	5-74/1	6-129/0	11-66/1	8-68/1
Seales, Jhajuan WR	27-423/3	3-61/2	3-34/0	7-129/0	2-20/0	3-49/0	1-33/1	2-9/0	3-21/0	3-67/0
Lacy, Chris WR	21-260/2	DNP	2-10/0	4-64/0	3-32/0	3-52/0	2-27/0	1-11/0	3-31/2	3-33/0
Janwin, Blake CW	14-247/1	1-15/0	-	1-3/0	1-14/0	4-50/0	3-24/0	1-22/0	1-23/0	2-96/1
Hays, Austin WR	7-112/1	2-22/0	-	2-31/0	-	-	-	-	-	3-59/1
Carson, Chris RB	11-111/1	1-8/0	4-52/0	DNP	DNP	DNP	DNP	2-27/1	1-7/0	3-17/0
Veatch, Zac CW	7-60/1	-	1-18/1	-	3-26/0	-	1-0/0	1-8/0	1-8/0	-
Brown, Keenen CW	2-47/0	1-9/0	DNP	DNP	-	1-38/0	-	-	DNP	-
Sanders, Barry J RB	9-45/0	1-18/0	2-2/0	-	2-0/0	1-3/0	2-20/0	1-2/0	-	-
Hill, Justice RB	4-44/0	1-6/0	-	-	-	-	2-16/0	1-22/0	-	-
Childs, Rennie RB	5-29/0	-	-	-	2-21/0	-	2-5/0	1-3/0	-	-
Stoner, Dillon WR	5-27/0	2-27/0	-	-	3-0/0	DNP	DNP	DNP	DNP	DNP
Tillmon, Terry WR	1-13/0	1-13/0	DNP	DNP	DNP	-	-	-	-	-
Obialo, Obi WR	2-11/0	1-1/0	DNP	DNP	DNP	DNP	DNP	1-10/0	DNP	DNP
Berry, Theo WR	1-8/0	1-8/0	DNP	DNP	DNP	DNP	DNP	DNP	DNP	DNP
Carr, Jeff RB	1-4/0	1-4/0	-	-	-	-	-	-	DNP	DNP



# 2016 OKLAHOMA STATE STATISTICS

## INDIVIDUAL GAME-BY-GAME TACKLES

	UA-A	TOT	SLU	CMU	UP	BU	UT	ISU	KU	WVU	KS
Sterns, Jordan S	45-15	60	1-1	6-2	4-5	7-1	9-3	DNP	4-0	2-3	12-0
Averette, D. LB	42-15	57	3-1	2-2	5-3	6-5	4-0	6-3	7-0	2-1	7-0
Whitener, Chad LB	39-14	53	3-1	1-3	8-0	2-4	5-1	5-0	6-0	8-5	1-0
Burton, Jordan LB	35-16	51	0-4	6-3	6-1	5-4	3-1	5-2	5-0	3-1	2-0
Richards, Ramon CB	34-11	45	1-0	5-3	1-4	5-0	5-1	4-0	2-1	5-1	6-1
Flowers, Tre S	30-8	38	-	1-0	6-0	1-1	3-0	7-1	4-2	5-4	3-0
Taylor, Vincent DT	25-11	36	1-3	3-0	4-1	1-1	1-1	2-2	3-1	4-2	6-0
Lampkin, Ashton CB	17-9	26	-	3-1	2-0	3-0	0-1	2-2	4-1	1-4	2-0
Pipkins, Lenzy CB	17-8	25	-	2-1	2-1	0-1	5-2	2-1	2-0	4-2	-
Edison-McGruder S	21-4	25	2-1	0-1	2-0	-	3-1	5-0	5-0	2-1	2-0
Walterscheid, C DE	16-2	18	2-0	1-0	4-0	1-2	1-0	3-0	2-0	1-0	1-0
Maile, Motekiai DT	13-5	18	-	3-1	0-1	0-1	3-1	1-0	1-0	1-1	4-0
Phillips, Justin LB	10-7	17	4-2	-	1-2	0-1	1-0	1-1	-	3-0	0-1
Webber, Tralund DE	11-3	14	3-1	1-0	2-1	-	2-0	2-0	-	0-1	1-0
Moncrief, D. S	8-4	12	1-3	-	-	1-0	1-0	1-0	-	1-1	3-0
Owens, Jarrell DE	10-2	12	2-1	1-0	1-0	3-0	-	1-1	1-0	-	1-0
Leveni, Vili DT	6-6	12	0-1	-	1-1	2-2	0-1	3-0	-	0-1	-
Henry, Kevin LB	9-2	11	3-1	-	-	0-1	2-0	2-0	-	1-0	1-0
Daniels, Darrion DT	8-3	11	1-0	-	0-1	0-1	4-0	0-1	-	2-0	1-0
Akem, Gyasi LB	9-2	11	0-1	3-0	1-0	1-0	-	-	2-1	-	2-0
Osborne, D. DT	8-1	9	3-0	1-0	-	-	DNP	2-1	2-0	-	-
Bundage, Calvin LB	8-0	8	3-0	1-0	-	DNP	3-0	-	DNP	-	1-0
Tucker, Kirk LB	6-2	8	1-1	1-0	1-0	0-1	2-0	-	-	1-0	-
Morrow, Jerel S	5-3	8	1-0	-	0-1	1-1	3-1	-	-	-	-
Davis, Eric DT	3-2	5	1-0	1-1	-	DNP	0-1	1-0	-	-	-
Cook, Chance S	1-3	4	1-0	-	-	-	0-1	0-2	-	-	-
Green, Z. S	2-1	3	1-1	DNP	DNP	DNP	1-0	DNP	-	DNP	DNP
Metcalf, Keegan	2-1	3	1-0	-	-	-	0-1	-	1-0	-	-
Ferguson, Tyler DT	2-0	2	2-0	DNP	DNP	DNP	DNP	DNP	DNP	DNP	DNP
Carter, Trey DE	1-1	2	1-0	-	-	0-1	-	-	-	DNP	-
Curry, Darius CB	1-1	2	-	-	-	-	-	0-1	1-0	-	DNP
Harper, Madre CB	0-2	2	0-1	DNP	-	-	0-1	-	-	-	-
Abbott, Britton	1-0	1	1-0	-	-	DNP	-	-	-	-	-
Kearse, Malik CB	1-0	1	1-0	DNP	DNP	DNP	DNP	DNP	DNP	DNP	DNP
Westbrooks, W. S	1-0	1	1-0	DNP	DNP	DNP	DNP	DNP	DNP	DNP	DNP
Rudolph, Mason	1-0	1	-	-	-	1-0	-	-	-	-	-

## INDIVIDUAL GAME-BY-GAME SACKS

	UA-A	TOT	SLU	CMU	UP	BU	UT	ISU	KU	WVU	KS
Taylor, Vincent DT	4-3	5.5	0.5-3	-	-	1.0-6	0.5-0	-	-	2.5-31	1.0-6
Osborne, D. DT	3-1	3.5	-	1.0-9	-	-	DNP	2.5-14	-	-	-
Webber, Tralund DE	3-0	3.0	-	1.0-10	-	-	-	2.0-9	-	-	-
Owens, Jarrell DE	2-1	2.5	1.0-8	1.0-8	-	-	-	0.5-5	-	-	-
Maile, Motekiai DT	2-0	2.0	-	-	-	-	-	1.0-8	-	-	1.0-2
Walterscheid, C DE	2-0	2.0	-	-	2.0-14	-	-	-	-	-	-
Leveni, Vili DT	1-2	2.0	-	-	-	-	0.5-1	1.0-2	-	0.5-3	-
Phillips, Justin LB	1-0	1.0	1.0-8	-	-	-	-	-	-	-	-
Richards, Ramon CB	1-0	1.0	-	-	-	-	1.0-4	-	-	-	-
Whitener, Chad LB	1-0	1.0	-	-	-	-	-	-	-	1.0-4	-
Burton, Jordan LB	0-1	0.5	0.5-2	-	-	-	-	-	-	-	-

## INDIVIDUAL GAME-BY-GAME TACKLES FOR LOSS

	UA-A	TOT	SLU	CMU	UP	BU	UT	ISU	KU	WVU	KS
Taylor, Vincent DT	7-5	9.5	1.5-4	-	0.5-0	1.0-6	0.5-0	-	-	3.0-32	3.0-11
Webber, Tralund DE	6-0	6.0	1.0-2	1.0-10	1.0-1	-	1.0-2	2.0-9	-	-	-
Osborne, D. DT	5-1	5.5	2.0-10	1.0-9	-	-	DNP	2.5-14	-	-	-
Maile, Motekiai DT	5-1	5.5	-	2.0-7	-	-	1.0-2	1.0-8	-	0.5-0	1.0-2
Walterscheid, C DE	5-1	5.5	-	1.0-2	4.0-21	0.5-1	-	-	-	-	-
Averette, D. LB	5-1	5.5	1.0-2	-	-	1.5-1	-	1.0-1	1.0-1	-	1.0-5
Whitener, Chad LB	5-0	5.0	1.0-1	-	1.0-1	-	-	2.0-3	-	1.0-4	-
Owens, Jarrell DE	4-1	4.5	2.0-10	1.0-8	-	-	-	0.5-5	1.0-5	-	-
Burton, Jordan LB	3-2	4.0	0.5-2	-	1.5-6	1.0-1	-	-	1.0-4	-	-
Leveni, Vili DT	2-3	3.5	-	-	1.5-3	-	0.5-1	1.0-2	-	0.5-3	-
Richards, Ramon CB	2-0	2.0	-	-	-	1.0-5	1.0-4	-	-	-	-
Sterns, Jordan S	1-1	1.5	-	1.0-2	0.5-0	-	-	DNP	-	-	-
Phillips, Justin LB	1-0	1.0	1.0-8	-	-	-	-	-	-	-	-
Akem, Gyasi LB	1-0	1.0	-	-	1.0-2	-	-	-	-	-	-
Pipkins, Lenzy CB	1-0	1.0	-	-	-	-	1.0-1	-	-	-	-
Ferguson, Tyler DT	1-0	1.0	1.0-1	DNP	DNP	DNP	DNP	DNP	DNP	DNP	DNP
Cook, Chance S	1-0	1.0	1.0-13	-	-	-	-	-	-	-	-
Moncrief, D. S	1-0	1.0	-	-	-	-	-	-	-	-	1.0-1



# 2016 OKLAHOMA STATE STATISTICS

## INDIVIDUAL GAME-BY-GAME FUMBLES FORCED

	Number	SLU	CMU	UP	BU	UT	ISU	KU	WVU	KS
Averette, D.	2	1	1	-	-	-	-	-	-	-
Taylor, Vincent	2	-	-	-	-	-	-	1	1	-
Flowers, Tre	1	-	-	-	-	-	1	-	-	-
Akem, Gyasi	1	-	-	-	-	-	-	-	-	1
Walterscheid, C	1	1	-	-	-	-	-	-	-	-
Lampkin, Ashton	1	-	-	-	1	-	-	-	-	-

## INDIVIDUAL GAME-BY-GAME FUMBLES RECOVERED

	Number	SLU	CMU	UP	BU	UT	ISU	KU	WVU	KS
Averette, D.	3	1	1	-	-	-	-	1	-	-
Walterscheid, C	1	-	-	-	-	-	-	-	1	-
Flowers, Tre	1	1	-	-	-	-	-	-	-	-
Morgan, Tanner LS	1	-	DNP	DNP	1	-	-	-	-	-
Harper, Madre	1	1	DNP	-	-	-	-	-	-	-
Lampkin, Ashton	1	-	-	-	-	-	1	-	-	-
Morrow, Jerel	1	1	-	-	-	-	-	-	-	-

## INDIVIDUAL GAME-BY-GAME FUMBLES

	No-Lost	SLU	CMU	UP	BU	UT	ISU	KU	WVU	KS
Rudolph, Mason QB	5-5	1-1	-	2-2	1-1	-	-	1-1	-	-
Hill, Justice RB	3-2	-	-	-	2-2	-	1-0	-	-	-
Sanders, Barry J RB	1-1	-	-	-	-	-	-	-	-	1-1
McCleskey, Jalen WR	1-0	1-0	-	-	-	-	-	-	-	-

## INDIVIDUAL GAME-BY-GAME PUNT RETURNS

	No-Yds	SLU	CMU	UP	BU	UT	ISU	KU	WVU	KS
Sanders, Barry J	6-93	1-57	-	1-9	-	1-8	-	1-12	1-7	1-0
McCleskey, Jalen	7-64	1-3	2-36	3-25	-	-	1-0	-	-	-

## INDIVIDUAL GAME-BY-GAME KICK RETURNS

	No-Yds	SLU	CMU	UP	BU	UT	ISU	KU	WVU	KS
Sanders, Barry J	9-187	-	-	-	2-37	2-38	1-18	1-26	2-51	1-17
Carr, Jeff	3-48	-	-	2-34	1-14	-	-	-	DNP	DNP
Lacy, Chris	1-27	DNP	-	-	-	-	-	1-27	-	-
Veatch, Zac	1-11	1-11	-	-	-	-	-	-	-	-
Jarwin, Blake	1-9	-	1-9	-	-	-	-	-	-	-

## INDIVIDUAL GAME-BY-GAME INTERCEPTION RETURNS

	No-Yds	SLU	CMU	UP	BU	UT	ISU	KU	WVU	KS
Sterns, Jordan	3-35	-	-	-	-	1-14	DNP	1-21	-	1-0
Richards, Ramon	3-61	-	1-1	1-3	-	-	-	-	1-59	-
Burton, Jordan	2-0	-	-	-	1-0	-	1-0	-	-	-
Osborne, D.	1-27	-	-	-	-	DNP	-	1-27	-	-
Moncrief, D.	1-0	-	-	-	-	-	1-0	-	-	-
Henry, Kevin	1-26	-	-	-	-	-	-	-	1-26	-

## INDIVIDUAL GAME-BY-GAME FUMBLE RETURNS

	No-Yds	SLU	CMU	UP	BU	UT	ISU	KU	WVU	KS
Averette, D.	2-9	1-0	1-9	-	-	-	-	-	-	-
Walterscheid, C	1-5	-	-	-	-	-	-	-	1-5	-

## INDIVIDUAL GAME-BY-GAME ALL-PURPOSE YARDS

	TOTAL	SLU	CMU	UP	BU	UT	ISU	KU	WVU	KS
Washington, J.	1000	34	69	296	89	91	168	19	117	117
McCleskey, Jalen	743	30	147	42	77	110	74	129	66	68
Hill, Justice	707	36	31	28	122	135	73	184	54	44
Seales, Jhajuan	423	61	34	129	20	49	33	9	21	67
Sanders, Barry J	407	76	6	4	57	61	47	42	63	51
Carson, Chris	299	26	79	DNP	DNP	DNP	DNP	86	22	86
Lacy, Chris	287	DNP	10	64	32	52	27	38	31	33
Jarwin, Blake	256	15	9	3	14	50	24	22	23	96
Childs, Rennie	225	21	1	101	56	12	13	13	1	7
Carr, Jeff	137	46	-	34	24	1	33	-1	DNP	DNP
Hays, Austin	112	22	-	31	-	-	-	-	-	59
Veatch, Zac	71	11	18	-	26	-	-	8	8	-
Richards, Ramon	61	-	-1	3	-	-	-	-	59	-
Brown, Keenen	47	9	DNP	DNP	-	38	-	-	DNP	-
Sterns, Jordan	35	-	-	-	-	14	DNP	-	-	-
Owens, Jarrell	29	-	-	-	-	-	-	29	-	-
Cornelius, T.	28	28	DNP	DNP	DNP	DNP	DNP	-	DNP	DNP
Stoner, Dillon	27	27	-	-	-	DNP	DNP	DNP	DNP	DNP
Osborne, D.	27	-	-	-	-	DNP	-	27	-	-
Henry, Kevin	26	-	-	-	-	-	-	-	26	-
Kolar, John	18	18	DNP	DNP	DNP	DNP	DNP	DNP	DNP	DNP
Taylor, Vincent	14	-	-	-	-	-	-	14	-	-
Tillmon, Terry	13	13	DNP	DNP	DNP	DNP	DNP	-	-	-
Obialo, Obi	11	1	DNP	DNP	DNP	DNP	DNP	10	DNP	DNP
Rudolph, Mason	10	-10	-19	-18	30	2	1	-12	10	26
Berry, Theo	8	8	DNP	DNP	DNP	DNP	DNP	DNP	DNP	DNP
TEAM	-32	-4	-2	-6	-4	-	-16	-	-	-



# 2016 OKLAHOMA STATE STATISTICS

## GAME-BY-GAME TEAM COMPARISON

Opponent	Score	First Downs				Rushing Number-Yards	Passing Comp-Att-Int	Yards	Total Offense Plays-Yards	Return Yards	Turn- Overs
		Total	Rush	Pass	Pen						
SOUTHEASTERN LA.	61-7	23/12	9/6	14/4	0/2	38-144/46-97	25-35-0/4-14-0	253/106	73-397/60-203	80/165	1/4
CENTRAL MICHIGAN	27-30	23/23	3/6	17/15	3/2	26-50/26-50	28-44-1/31-43-1	288/368	70-338/69-418	53/51	1/2
PITTSBURGH	45-38	25/21	5/12	17/9	3/0	32-100/54-290	26-46-0/14-30-1	540/237	78-640/84-527	71/40	2/1
Baylor	24-35	30/20	12/8	15/11	3/1	55-213/37-136	27-46-1/18-28-1	279/387	101-492/65-523	51/72	4/2
TEXAS	49-31	22/26	8/16	13/8	1/2	43-163/49-329	19-28-0/21-33-1	392/239	71-555/82-568	60/161	0/1
IOWA STATE	38-31	20/26	7/9	13/14	0/3	33-108/42-165	26-44-0/25-44-2	351/283	77-459/86-448	18/83	0/3
Kansas	44-20	23/20	15/8	8/11	0/1	46-230/33-204	18-27-0/24-40-2	252/250	73-482/73-454	156/53	1/3
WEST VIRGINIA	37-20	17/27	2/12	13/14	2/1	31-85/41-209	26-36-0/24-39-2	273/212	67-358/80-421	148/28	0/3
Kansas State	43-37	29/24	8/16	20/5	1/3	26-180/56-345	29-38-2/12-18-1	457/87	64-637/74-432	17/171	3/1
Totals	368-249	212/199	69/93	130/91	13/15	330-1273/384-1825	224-344-4/173-289-11	3085/2169	674-4358/673-3994	654/824	12/20

Note: Game totals are displayed in the format TEAM/OPPONENT for each category

Opponent	3rd Down	4th Down	Time of	TOP	Avg	Avg	Avg	Punting	Penalties
	Conversions	Conversions	Possession	Margin	Yds/Rush	Yds/Pass	Yds/Play	Number-Avg	Number-Yards
SOUTHEASTERN LA.	6-12/1-12	0-0/0-3	30:53/29:07	1:46	3.8/2.1	7.2/7.6	5.4/3.4	4-41.8/7-36.4	5-55/6-47
CENTRAL MICHIGAN	1-11/8-15	1-2/0-0	24:33/35:27	-10:54	1.9/1.9	6.5/8.6	4.8/6.1	5-38.0/6-43.2	4-40/5-60
PITTSBURGH	6-15/4-18	0-0/2-2	22:10/37:50	-15:40	3.1/5.4	11.7/7.9	8.2/6.3	7-43.3/11-42.4	8-55/8-73
Baylor	12-20/6-12	2-4/0-2	41:27/18:33	22:54	3.9/3.7	6.1/13.8	4.9/8.0	2-47.0/4-43.2	4-32/7-70
TEXAS	7-15/6-16	0-0/2-3	30:38/29:22	1:16	3.8/6.7	14.0/7.2	7.8/6.9	6-46.0/5-45.2	7-70/5-39
IOWA STATE	6-17/7-17	0-1/0-2	28:04/31:56	-3:52	3.3/3.9	8.0/6.4	6.0/5.2	9-40.4/6-40.8	5-63/7-41
Kansas	5-13/5-14	0-0/0-2	32:48/27:12	5:36	5.0/6.2	9.3/6.2	6.6/6.2	4-42.0/4-45.8	5-45/5-46
WEST VIRGINIA	8-16/8-16	0-0/0-0	29:51/30:09	-0:18	2.7/5.1	7.6/5.4	5.3/5.3	4-44.8/3-45.3	3-30/6-46
Kansas State	2-5/5-13	0-1/1-2	23:30/36:30	-13:00	6.9/6.2	12.0/4.8	10.0/5.8	2-20.5/5-45.2	7-67/4-31
Totals	53-124/50-133	3-8/5-16	263:54/276:06	-12:12	3.9/4.8	9.0/7.5	6.5/5.9	43-41.4/51-42.5	457/453

Note: Game totals are displayed in the format TEAM/OPPONENT for each category





# 2016 OKLAHOMA STATE STATISTICS

## GAME-BY-GAME TEAM STATS

		--RUSHING--				--RECEIVING--				-----PASSING-----				--KICK RET--				--PUNT RET--				tot		
Date	Opponent	No.	Yds	TD	Lg	No.	Yds	TD	Lg	Cmp	Att	Int	Yds	TD	Lg	No	Yds	TD	Lg	No	Yds	TD	Lg	off
Sep 03, 2016	SOUTHEASTERN LA.	38	144	4	26	25	253	2	24	25-35-0	253	2	24	1	11	0	11	2	60	0	57	397		
Sep 10, 2016	CENTRAL MICHIGAN	26	50	0	17	28	288	3	32	28-44-1	288	3	32	1	9	0	9	2	36	0	18	338		
Sep 17, 2016	PITTSBURGH	32	100	4	67	26	540	2	91	26-46-0	540	2	91	2	34	0	19	4	34	0	11	640		
Sep 24, 2016	at Baylor	55	213	3	38	27	279	0	32	27-46-1	279	0	32	3	51	0	20	0	0	0	0	492		
Oct 1, 2016	TEXAS	43	163	3	30	19	392	3	54	19-28-0	392	3	54	2	38	0	20	1	8	0	8	555		
Oct 08, 2016	IOWA STATE	33	108	1	33	26	351	4	42	26-44-0	351	4	42	1	18	0	18	1	0	0	0	459		
Oct 22, 2016	at Kansas	46	230	4	32	18	252	1	47	18-27-0	252	1	47	2	53	0	27	1	12	0	12	482		
Oct 29, 2016	WEST VIRGINIA	31	85	1	8	26	273	3	33	26-36-0	273	3	33	2	51	0	30	1	7	0	7	358		
Nov 05, 2016	at Kansas State	26	180	1	26	29	457	5	82	29-38-2	457	5	82	1	17	0	17	1	0	0	0	637		
	Totals	330	1273	21	67	224	3085	23	91	224-344-4	3085	23	91	15	282	0	30	13	157	0	57	4358		
	Opponent	384	1825	16	62	173	2169	15	89	173-289-11	2169	15	89	40	741	0	38	12	27	0	19	3994		

Date	Opponent	-----TACKLES-----				--SACKS--	--FUMBLE--		Int-Yds	QBH	Pass Brk	Blkd Kick	--Kicks--XPTS--			Saf	Pts
		Solo	Ast	Total	TFL-Yds	No-Yds	FF	FR-Yds					Att-Mad	Run	Rcv		
Sep 03, 2016	SOUTHEASTERN LA.	45	24	69	12.0-53	3.0-21	2	4-9	0-0	1	3	1	8-7	0	0	0	61
Sep 10, 2016	CENTRAL MICHIGAN	42	18	60	7.0-38	3.0-27	1	1-9	1-1	4	5	0	3-3	0	0	0	27
Sep 17, 2016	PITTSBURGH	51	22	73	11.0-34	2.0-14	0	0-0	1-3	3	5	0	6-6	0	0	0	45
Sep 24, 2016	at Baylor	40	28	68	5.0-14	1.0-6	1	1-0	1-0	0	4	0	3-3	0	0	0	24
Oct 1, 2016	TEXAS	61	18	79	5.0-10	2.0-5	0	0-0	1-14	3	2	3	6-5	0	0	0	49
Oct 08, 2016	IOWA STATE	55	18	73	10.0-42	7.0-38	1	1-0	2-0	1	6	0	5-5	0	0	0	38
Oct 22, 2016	at Kansas	52	6	58	3.0-10	0.0-0	1	1-0	2-91	0	5	1	5-5	0	0	0	44
Oct 29, 2016	WEST VIRGINIA	46	28	74	5.0-39	4.0-38	1	1-5	2-85	1	4	0	4-4	0	0	0	37
Nov 05, 2016	at Kansas State	56	2	58	6.0-19	2.0-8	1	0-0	1-0	0	0	0	5-5	0	1	0	43
	Totals	448	164	612	64.0-259	24.0-157	8	9-23	11-192	13	34	5	45-43	0	1	0	368
	Opponent	428	152	580	65.0-260	25.0-167	5	8-2	4-54	18	27	4	31-27	0	0	0	249

Date	Opponent	No	Yds	-----PUNTING-----					50+	I20	--FIELD GOALS--			-----KICKOFFS-----				
				Avg	Long	Blkd	TB	FC			Att-Made	Lg	Blkd	No	Yds	Avg	TB	OB
Sep 03, 2016	SOUTHEASTERN LA.	4	167	41.8	48	1	0	0	0	2	2-2	32	0	11	683	62.1	2	0
Sep 10, 2016	CENTRAL MICHIGAN	5	190	38.0	46	0	0	2	0	5	2-2	53	0	6	378	63.0	2	1
Sep 17, 2016	PITTSBURGH	7	303	43.3	65	1	0	3	2	4	2-1	45	0	8	514	64.2	5	1
Sep 24, 2016	at Baylor	2	94	47.0	56	0	0	0	1	1	2-1	28	0	5	298	59.6	1	0
Oct 1, 2016	TEXAS	6	276	46.0	53	0	0	2	2	2	2-2	26	0	9	583	64.8	2	0
Oct 08, 2016	IOWA STATE	9	364	40.4	57	0	1	4	2	5	1-1	30	0	7	444	63.4	2	0
Oct 22, 2016	at Kansas	4	168	42.0	53	0	0	2	2	1	3-3	32	0	9	569	63.2	5	0
Oct 29, 2016	WEST VIRGINIA	4	179	44.8	59	0	0	0	2	3	4-3	32	0	8	520	65.0	7	0
Nov 05, 2016	at Kansas State	2	41	20.5	34	1	0	1	0	1	0-0	0	0	7	429	61.3	2	0
Totals		43	1782	41.4	65	3	1	14	11	24	18-15	53	0	70	4418	63.1	28	2
Opponent		51	2169	42.5	66	0	3	20	9	15	12-8	48	2	49	3049	62.2	32	2



# 2016 OKLAHOMA STATE STATISTICS

## GAME-BY-GAME OPPONENT TEAM STATS

Date	Opponent	--RUSHING--				--RECEIVING--				-----PASSING-----				--KICK RET--				--PUNT RET--				tot off
		No.	Yds	TD	Lg	No.	Yds	TD	Lg	Cmp-Att-Int	Yds	TD	Lg	No	Yds	TD	Lg	No	Yds	TD	Lg	
Sep 03, 2016	SOUTHEASTERN LA.	46	97	1	26	4	106	0	55	4-14-0	106	0	55	9	150	0	26	2	15	0	19	203
Sep 10, 2016	CENTRAL MICHIGAN	26	50	0	19	31	368	4	42	31-43-1	368	4	42	3	57	0	26	1	-6	0	0	418
Sep 17, 2016	PITTSBURGH	54	290	3	50	14	237	1	60	14-30-1	237	1	60	2	31	0	16	1	7	0	7	527
Sep 24, 2016	at Baylor	37	136	1	29	18	387	4	89	18-28-1	387	4	89	4	46	0	14	1	1	0	0	523
Oct 1, 2016	TEXAS	49	329	4	62	21	239	1	49	21-33-1	239	1	49	7	143	0	25	3	18	0	10	568
Oct 08, 2016	IOWA STATE	42	165	1	40	25	283	3	59	25-44-2	283	3	59	5	92	0	23	2	-9	0	0	448
Oct 22, 2016	at Kansas	33	204	1	54	24	250	1	68	24-40-2	250	1	68	4	53	0	20	0	0	0	0	454
Oct 29, 2016	WEST VIRGINIA	41	209	1	20	24	212	1	20	24-39-2	212	1	20	1	27	0	27	2	1	0	2	421
Nov 05, 2016	at Kansas State	56	345	4	35	12	87	0	32	12-18-1	87	0	32	5	142	0	38	0	0	0	0	432
	Opponent totals	384	1825	16	62	173	2169	15	89	173-289-11	2169	15	89	40	741	0	38	12	27	0	19	3994
	Oklahoma State	330	1273	21	67	224	3085	23	91	224-344-4	3085	23	91	15	282	0	30	13	157	0	57	4358

Date	Opponent	-----TACKLES-----				--SACKS--	--FUMBLE--		Int-Yds	QBH	Pass Brk	Blkd Kick	--Kicks--XPTS--			Saf	Pts
		Solo	Ast	Total	TFL-Yds	No-Yds	FF	FR-Yds					Att-Mad	Run	Rcv		
Sep 03, 2016	SOUTHEASTERN LA.	40	32	72	8.0-31	3.0-19	0	1-0	0-0	3	1	1	1-1	0	0	0	7
Sep 10, 2016	CENTRAL MICHIGAN	41	20	61	8.0-34	4.0-29	0	0-0	1-0	2	4	0	3-3	0	0	0	30
Sep 17, 2016	PITTSBURGH	40	16	56	10.0-42	3.0-22	1	2-2	0-0	0	6	1	5-5	0	0	0	38
Sep 24, 2016	at Baylor	60	38	98	13.0-53	4.0-26	3	3-0	1-25	7	5	0	5-5	0	0	0	35
Oct 1, 2016	TEXAS	48	16	64	7.0-29	3.0-20	0	0-0	0-0	2	2	1	4-1	0	0	0	31
Oct 08, 2016	IOWA STATE	46	8	54	6.0-16	1.0-6	0	0-0	0-0	1	4	0	4-4	0	0	0	31
Oct 22, 2016	at Kansas	57	8	65	6.0-32	5.0-31	1	1-0	0-0	3	2	0	2-2	0	0	0	20
Oct 29, 2016	WEST VIRGINIA	49	14	63	4.0-9	1.0-5	0	0-0	0-0	0	1	0	2-2	0	0	0	20
Nov 05, 2016	at Kansas State	47	0	47	3.0-14	1.0-9	0	1-0	2-29	0	2	1	5-4	0	0	0	37
	Opponent totals	428	152	580	65.0-260	25.0-167	5	8-2	4-54	18	27	4	31-27	0	0	0	249
	Oklahoma State	448	164	612	64.0-259	24.0-157	8	9-23	11-192	13	34	5	45-43	0	1	0	368

Date	Opponent	-----PUNTING-----								--FIELD GOALS--				-----KICKOFFS-----				
		No	Yds	Avg	Long	Blkd	TB	FC	50+	120	Att-Made	Lg	Blkd	No	Yds	Avg	TB	OB
Sep 03, 2016	SOUTHEASTERN LA.	7	255	36.4	51	0	0	2	1	2	1-0	0	1	2	74	37.0	1	0
Sep 10, 2016	CENTRAL MICHIGAN	6	259	43.2	46	0	0	2	0	1	1-1	30	0	5	293	58.6	3	1
Sep 17, 2016	PITTSBURGH	11	466	42.4	53	0	0	5	1	4	1-1	48	0	7	450	64.3	5	0
Sep 24, 2016	at Baylor	4	173	43.2	53	0	1	2	1	0	0-0	0	0	6	387	64.5	3	0
Oct 1, 2016	TEXAS	5	226	45.2	51	0	0	3	2	3	1-0	0	0	6	373	62.2	4	0
Oct 08, 2016	IOWA STATE	6	245	40.8	50	0	0	4	1	2	1-1	35	0	6	385	64.2	5	0
Oct 22, 2016	at Kansas	4	183	45.8	66	0	0	1	2	1	3-2	40	1	5	319	63.8	3	0
Oct 29, 2016	WEST VIRGINIA	3	136	45.3	49	0	1	1	0	0	3-2	36	0	5	313	62.6	2	1
Nov 05, 2016	at Kansas State	5	226	45.2	56	0	1	0	1	2	1-1	43	0	7	455	65.0	6	0
	Opponent totals	51	2169	42.5	66	0	3	20	9	15	12-8	48	2	49	3049	62.2	32	2
	Oklahoma State	43	1782	41.4	65	3	1	14	11	24	18-15	53	0	70	4418	63.1	28	2



# 2016 OKLAHOMA STATE STATISTICS

## INDIVIDUAL GAME HIGHS

Rushes	25	Hill, Justice vs Texas (Oct 1, 2016)
Yards Rushing	162	Hill, Justice at Kansas (Oct 22, 2016)
TD Rushes	4	Childs, Rennie vs Pittsburgh (Sep 17, 2016)
Long Rush	67	Childs, Rennie vs Pittsburgh (Sep 17, 2016)
Pass attempts	46	Rudolph, Mason vs Pittsburgh (Sep 17, 2016)
Pass completions	29	Rudolph, Mason at Kansas State (Nov 05, 2016)
Yards Passing	540	Rudolph, Mason vs Pittsburgh (Sep 17, 2016)
TD Passes	5	Rudolph, Mason at Kansas State (Nov 05, 2016)
Long Pass	91	Rudolph, Mason vs Pittsburgh (Sep 17, 2016)
Receptions	11	McCleskey, Jalen vs Central Michigan (Sep 10, 2016)
		McCleskey, Jalen vs West Virginia (Oct 29, 2016)
Yards Receiving	296	Washington, James vs Pittsburgh (Sep 17, 2016)
TD Receptions	2	Seales, Jhajuan vs Southeastern La. (Sep 03, 2016)
		Washington, James vs Pittsburgh (Sep 17, 2016)
		McCleskey, Jalen vs Texas (Oct 1, 2016)
		Washington, James vs Iowa State (Oct 08, 2016)
		Lacy, Chris vs West Virginia (Oct 29, 2016)
		Washington, James at Kansas State (Nov 05, 2016)
Long Reception	91	Washington, James vs Pittsburgh (Sep 17, 2016)
Field Goals	3	Grogan, Ben at Kansas (Oct 22, 2016)
		Grogan, Ben vs West Virginia (Oct 29, 2016)
Long Field Goal	53	Ammendola, Matt vs Central Michigan (Sep 10, 2016)
Punts	9	Sinor, Zach vs Iowa State (Oct 08, 2016)
Punting Avg	47.7	Sinor, Zach vs Pittsburgh (Sep 17, 2016)
Long Punt	65	Sinor, Zach vs Pittsburgh (Sep 17, 2016)
Punts inside 20	5	Sinor, Zach vs Central Michigan (Sep 10, 2016)
		Sinor, Zach vs Iowa State (Oct 08, 2016)
Long Punt Return	57	Sanders, Barry J. vs Southeastern La. (Sep 03, 2016)
Long Kickoff Return	30	Sanders, Barry J. vs West Virginia (Oct 29, 2016)
Tackles	13	Whitener, Chad vs West Virginia (Oct 29, 2016)
Sacks	2.5	Osborne, DeQuinton vs Iowa State (Oct 08, 2016)
		Taylor, Vincent vs West Virginia (Oct 29, 2016)
Tackles For Loss	4.0	Walterscheid, Cole vs Pittsburgh (Sep 17, 2016)
Interceptions	1	Richards, Ramon vs Central Michigan (Sep 10, 2016)
		Richards, Ramon vs Pittsburgh (Sep 17, 2016)
		Burton, Jordan at Baylor (Sep 24, 2016)
		Sterns, Jordan vs Texas (Oct 1, 2016)
		Burton, Jordan vs Iowa State (Oct 08, 2016)
		Moncrief, Derrick vs Iowa State (Oct 08, 2016)
		Sterns, Jordan at Kansas (Oct 22, 2016)
		Osborne, DeQuinton at Kansas (Oct 22, 2016)
		Richards, Ramon vs West Virginia (Oct 29, 2016)
		Henry, Kevin vs West Virginia (Oct 29, 2016)
		Sterns, Jordan at Kansas State (Nov 05, 2016)

## TEAM GAME HIGHS

Rushes	55	at Baylor (Sep 24, 2016)
Yards Rushing	230	at Kansas (Oct 22, 2016)
Yards Per Rush	6.9	at Kansas State (Nov 05, 2016)
TD Rushes	4	vs Southeastern La. (Sep 03, 2016)
		vs Pittsburgh (Sep 17, 2016)
		at Kansas (Oct 22, 2016)
Pass attempts	46	vs Pittsburgh (Sep 17, 2016)
		at Baylor (Sep 24, 2016)
Pass completions	29	at Kansas State (Nov 05, 2016)
Yards Passing	540	vs Pittsburgh (Sep 17, 2016)
Yards Per Pass	14.0	vs Texas (Oct 1, 2016)
TD Passes	5	at Kansas State (Nov 05, 2016)
Total Plays	101	at Baylor (Sep 24, 2016)
Total Offense	640	vs Pittsburgh (Sep 17, 2016)
Yards Per Play	10.0	at Kansas State (Nov 05, 2016)
Points	61	vs Southeastern La. (Sep 03, 2016)
Sacks By	7	vs Iowa State (Oct 08, 2016)
First Downs	30	at Baylor (Sep 24, 2016)
Penalties	8	vs Pittsburgh (Sep 17, 2016)
Penalty Yards	70	vs Texas (Oct 1, 2016)
Turnovers	4	at Baylor (Sep 24, 2016)
Interceptions By	2	vs Iowa State (Oct 08, 2016)
		at Kansas (Oct 22, 2016)
		vs West Virginia (Oct 29, 2016)
		vs Iowa State (Oct 08, 2016)
Punts	9	at Baylor (Sep 24, 2016)
Punting Avg	47.0	at Baylor (Sep 24, 2016)
Long Punt	65	vs Pittsburgh (Sep 17, 2016)
Punts inside 20	5	vs Central Michigan (Sep 10, 2016)
		vs Iowa State (Oct 08, 2016)
Long Punt Return	57	vs Southeastern La. (Sep 03, 2016)

## OPPONENT INDIVIDUAL GAME HIGHS

Rushes	30	Ertz, Jesse, at Kansas State (Nov 05, 2016)
Yards Rushing	153	Ertz, Jesse, at Kansas State (Nov 05, 2016)
TD Rushes	3	Ertz, Jesse, at Kansas State (Nov 05, 2016)
Long Rush	62	Foreman, D'Onta, vs Texas (Oct 1, 2016)
Pass attempts	43	Rush, Cooper, vs Central Michigan (Sep 10, 2016)
Pass completions	31	Rush, Cooper, vs Central Michigan (Sep 10, 2016)
Yards Passing	387	Russell, Seth, at Baylor (Sep 24, 2016)
TD Passes	4	Rush, Cooper, vs Central Michigan (Sep 10, 2016)
		Russell, Seth, at Baylor (Sep 24, 2016)
Long Pass	89	Russell, Seth, at Baylor (Sep 24, 2016)
Receptions	9	Sims, Steven, at Kansas (Oct 22, 2016)
Yards Receiving	175	Zamora, Ishmael, at Baylor (Sep 24, 2016)
TD Receptions	2	Conklin, Tyler, vs Central Michigan (Sep 10, 2016)
		Zamora, Ishmael, at Baylor (Sep 24, 2016)
		Platt, Chris, at Baylor (Sep 24, 2016)
		Lazard, Allen, vs Iowa State (Oct 08, 2016)
Long Reception	89	Platt, Chris, at Baylor (Sep 24, 2016)
Field Goals	2	Wyman, Matthew, at Kansas (Oct 22, 2016)
		Molina, Mike, vs West Virginia (Oct 29, 2016)
Long Field Goal	48	Blewitt, C., vs Pittsburgh (Sep 17, 2016)
Punts	11	Winslow, R., vs Pittsburgh (Sep 17, 2016)
Punting Avg	45.8	Moos, Cole, at Kansas (Oct 22, 2016)
Long Punt	66	Moos, Cole, at Kansas (Oct 22, 2016)
Punts inside 20	4	Winslow, R., vs Pittsburgh (Sep 17, 2016)
Long Punt Return	19	Tillman, J., vs Southeastern La. (Sep 03, 2016)
Long Kickoff Return	38	Pringle, Byron, at Kansas State (Nov 05, 2016)
Tackles	16	Smithson, Fish, at Kansas (Oct 22, 2016)
Sacks	2.0	Price, E., vs Pittsburgh (Sep 17, 2016)
		Hall, Jason, vs Texas (Oct 1, 2016)
Tackles For Loss	4.5	Blanchard, T., at Baylor (Sep 24, 2016)
Interceptions	1	Cox, Josh, vs Central Michigan (Sep 10, 2016)
		Stewart, Orion, at Baylor (Sep 24, 2016)
		Reed, D.J., at Kansas State (Nov 05, 2016)
		Shelley, Duke, at Kansas State (Nov 05, 2016)

## OPPONENT TEAM GAME HIGHS

Rushes	56	at Kansas State (Nov 05, 2016)
Yards Rushing	345	at Kansas State (Nov 05, 2016)
Yards Per Rush	6.7	vs Texas (Oct 1, 2016)
TD Rushes	4	vs Texas (Oct 1, 2016)
		at Kansas State (Nov 05, 2016)
Pass attempts	44	vs Iowa State (Oct 08, 2016)
Pass completions	31	vs Central Michigan (Sep 10, 2016)
Yards Passing	387	at Baylor (Sep 24, 2016)
Yards Per Pass	13.8	at Baylor (Sep 24, 2016)
TD Passes	4	vs Central Michigan (Sep 10, 2016)
		at Baylor (Sep 24, 2016)
Total Plays	86	vs Iowa State (Oct 08, 2016)
Total Offense	568	vs Texas (Oct 1, 2016)
Yards Per Play	8.0	at Baylor (Sep 24, 2016)
Points	38	vs Pittsburgh (Sep 17, 2016)
Sacks By	5	at Kansas (Oct 22, 2016)
First Downs	27	vs West Virginia (Oct 29, 2016)
Penalties	8	vs Pittsburgh (Sep 17, 2016)
Penalty Yards	73	vs Pittsburgh (Sep 17, 2016)
Turnovers	4	vs Southeastern La. (Sep 03, 2016)
Interceptions By	2	at Kansas State (Nov 05, 2016)
Punts	11	vs Pittsburgh (Sep 17, 2016)
Punting Avg	45.8	at Kansas (Oct 22, 2016)
Long Punt	66	at Kansas (Oct 22, 2016)
Punts inside 20	4	vs Pittsburgh (Sep 17, 2016)
Long Punt Return	19	vs Southeastern La. (Sep 03, 2016)



# 2016 OKLAHOMA STATE STATISTICS

## GAME-BY-GAME PLAYER PARTICIPATION

	Name	GP/GS	SLU	CMU	UP	BU	UT	ISU	KU	WVU	KS
41	Abbott, Britton	8/-	XXX	XXX	XXX	...	XXX	XXX	XXX	XXX	XXX
9	Akern, Gyasi	9/-	XXX	XXX	XXX	XXX	XXX	XXX	XXX	XXX	XXX
39	Allan, Max	2/-	XXX	XXX	...	...	...	...	...	...	...
49	Ammendola, Matt	9/-	XXX	XXX	XXX	XXX	XXX	XXX	XXX	XXX	XXX
40	Averette, D.	9/9	START	START	START	START	START	START	START	START	START
1D	Balous, Bryce	2/-	XXX	...	...	...	...	XXX	...	...	...
48	Bassett, Dawson	4/-	XXX	...	...	...	...	...	XXX	XXX	XXX
38	Berry, Theo	1/-	XXX	...	...	...	...	...	...	...	...
6X	Brown, Keenen	6/1	XXX	...	...	XXX	START	XXX	XXX	...	XXX
1X	Bundage, Calvin	7/-	XXX	XXX	XXX	...	XXX	XXX	...	XXX	XXX
20	Burton, Jordan	9/9	START	START	START	START	START	START	START	START	START
2J	Carr, Jeff	7/-	XXX	XXX	XXX	XXX	XXX	XXX	XXX	...	...
32	Carson, Chris	5/2	START	START	...	...	...	...	XXX	XXX	XXX
99	Carter, Trey	7/-	XXX	XXX	...	XXX	XXX	XXX	XXX	...	XXX
23	Childs, Rennie	9/1	XXX	XXX	START	XXX	XXX	XXX	XXX	XXX	XXX
3E	Cook, Chance	9/-	XXX	XXX	XXX	XXX	XXX	XXX	XXX	XXX	XXX
14	Cornelius, T.	2/-	XXX	...	...	...	...	...	XXX	...	...
60	Crabtree, Zach	9/9	START	START	START	START	START	START	START	START	START
2X	Curry, Darius	8/-	XXX	XXX	XXX	XXX	XXX	XXX	XXX	XXX	...
79	Daniels, Darrion	9/-	XXX	XXX	XXX	XXX	XXX	XXX	XXX	XXX	XXX
97	Davis, Eric	8/-	XXX	XXX	XXX	...	XXX	XXX	XXX	XXX	XXX
3X	Edison-McGruder	9/1	XXX	XXX	XXX	XXX	XXX	START	XXX	XXX	XXX
62	Ferguson, Tyler	1/-	XXX	...	...	...	...	...	...	...	...
31	Flowers, Tre	9/9	START	START	START	START	START	START	START	START	START
85	Frazier, Jordan	6/-	XXX	XXX	XXX	XXX	XXX	XXX	...	...	...
66	Galeai, Lemaefe	2/-	XXX	...	...	...	...	...	XXX	...	...
5A	Gilliam, Melvin	1/-	XXX	...	...	...	...	...	...	...	...
22	Green, A.J.	5/-	XXX	XXX	...	...	...	...	XXX	XXX	XXX
18	Green, Z.	3/-	XXX	...	...	...	XXX	...	XXX	...	...
19	Grogan, Ben	9/-	XXX	XXX	XXX	XXX	XXX	XXX	XXX	XXX	XXX
25	Harper, Madre	8/-	XXX	...	XXX	XXX	XXX	XXX	XXX	XXX	XXX
17	Hays, Austin	9/1	XXX	XXX	XXX	XXX	XXX	START	XXX	XXX	XXX
2H	Henry, Kevin	9/-	XXX	XXX	XXX	XXX	XXX	XXX	XXX	XXX	XXX
27	Hill, Justice	9/6	XXX	XXX	XXX	START	START	START	START	START	START
59	Hockett, Matt	1/-	XXX	...	...	...	...	...	...	...	...
70	Hughes, Ben	1/-	XXX	...	...	...	...	...	...	...	...
47	Janwin, Blake	9/5	START	XXX	START	START	START	START	XXX	XXX	XXX
24	Kearse, Malik	1/-	XXX	...	...	...	...	...	...	...	...
75	Keyes, Marcus	9/9	START	START	START	START	START	START	START	START	START
9X	Kolar, John	1/-	XXX	...	...	...	...	...	...	...	...
15	Lacy, Chris	8/1	...	XXX	XXX	XXX	XXX	XXX	XXX	XXX	START
6	Lampkin, Ashton	9/9	START	START	START	START	START	START	START	START	START
95	Leveni, Vili	9/1	XXX	XXX	XXX	XXX	START	XXX	XXX	XXX	XXX
71	Lundblade, Brad	9/9	START	START	START	START	START	START	START	START	START
90	Maile, Motekiai	9/9	START	START	START	START	START	START	START	START	START
1	McCleskey, Jalen	9/7	START	START	START	START	XXX	XXX	START	START	START
2E	McKnight, Cole	1/-	XXX	...	...	...	...	...	...	...	...
42	Metcalf, Keegan	9/-	XXX	XXX	XXX	XXX	XXX	XXX	XXX	XXX	XXX
36	Moncrief, D.	9/-	XXX	XXX	XXX	XXX	XXX	XXX	XXX	XXX	XXX
52	Morgan, Tanner	7/-	XXX	...	...	XXX	XXX	XXX	XXX	XXX	XXX
5	Morrow, Jerel	9/-	XXX	XXX	XXX	XXX	XXX	XXX	XXX	XXX	XXX
78	Mucha, Matthew	2/-	XXX	...	...	...	...	...	XXX	...	...
30	Neph, Cole	2/-	XXX	...	...	...	...	XXX	...	...	...
87	Newell, Grant	6/-	XXX	...	...	...	XXX	XXX	XXX	XXX	XXX
33	Newsome, Matthew	1/-	XXX	...	...	...	...	...	...	...	...
68	Noel, Deionte	1/-	XXX	...	...	...	...	...	...	...	...
88	Obialo, Obi	2/-	XXX	...	...	...	...	...	XXX	...	...
91	Osborne, D.	8/-	XXX	XXX	XXX	XXX	...	XXX	XXX	XXX	XXX
93	Owens, Jarrell	9/8	START	START	START	START	XXX	START	START	START	START
81	Parker, Austin	1/-	XXX	...	...	...	...	...	...	...	...
51	Pertile, Brandon	1/-	XXX	...	...	...	...	...	...	...	...
11	Phillips, Justin	9/-	XXX	XXX	XXX	XXX	XXX	XXX	XXX	XXX	XXX
4	Pipkins, Lenzy	9/-	XXX	XXX	XXX	XXX	XXX	XXX	XXX	XXX	XXX
83	Redwine-Bryant	1/-	XXX	...	...	...	...	...	...	...	...
7	Richards, Ramon	9/9	START	START	START	START	START	START	START	START	START
67	Richards, Shane	3/-	XXX	...	...	...	XXX	...	XXX	...	...
64	Robinson, Jesse	6/-	XXX	XXX	XXX	...	...	XXX	XXX	...	XXX
2	Rudolph, Mason	9/9	START	START	START	START	START	START	START	START	START
77	Salako, Victor	9/9	START	START	START	START	START	START	START	START	START
26	Sanders, Barry J	9/-	XXX	XXX	XXX	XXX	XXX	XXX	XXX	XXX	XXX
81	Seales, Jhajuan	9/9	START	START	START	START	START	START	START	START	START
29	Sinor, Zach	9/-	XXX	XXX	XXX	XXX	XXX	XXX	XXX	XXX	XXX
13	Sterns, Jordan	8/8	START	START	START	START	START	...	START	START	START
80	Stoner, Dillon	4/-	XXX	XXX	XXX	XXX	...	...	...	...	...
96	Taylor, Vincent	9/9	START	START	START	START	START	START	START	START	START
3F	Tillmon, Terry	6/-	XXX	...	...	...	XXX	XXX	XXX	XXX	XXX
12	Tucker, Kirk	9/-	XXX	XXX	XXX	XXX	XXX	XXX	XXX	XXX	XXX
86	Veatch, Zac	9/4	XXX	START	XXX	XXX	XXX	START	START	START	XXX
63	Walkingstick, S	5/-	XXX	XXX	XXX	...	XXX	XXX	...	...	...
82	Walterscheid, C	9/9	START	START	START	START	START	START	START	START	START
28	Washington, J.	9/8	START	START	START	START	START	XXX	START	START	START
89	Webber, Tralund	9/-	XXX	XXX	XXX	XXX	XXX	XXX	XXX	XXX	XXX
2G	Westbrooks, W.	1/-	XXX	...	...	...	...	...	...	...	...
45	Whitener, Chad	9/9	START	START	START	START	START	START	START	START	START
56	Williams, Larry	5/5	START	START	START	START	START	...	...	...	...
72	Wilson, Johnny	2/-	XXX	...	...	...	...	...	XXX	...	...
74	Wilson, Michael	5/4	XXX	...	...	...	...	START	START	START	START