



TEXAS TECH 2016 VOLLEYBALL

8 NCAA TOURNAMENT APPEARANCES

826 PROGRAM WINS

41ST SEASON

27

TEXAS TECH (10-16, 0-11) vs IOWA STATE (13-9, 5-5)

Nov. 4 • 5 PM

Lubbock, Texas • United Supermarkets Arena

2016 SCHEDULE/RESULTS

Texas Tech (10-16 • 0-11 Big 12)

H: 5-6 • A: 4-6 • N: 1-4

AUGUST

26	^	vs. Colorado	L, 2-3
27	^	vs. Long Beach State	L, 0-3
27	^	at Portland State	W, 3-1

SEPTEMBER

2	+	vs. South Dakota State	W, 3-0
2	+	at North Dakota State	W, 3-2
3	+	at North Dakota	W, 3-0
5		UTEP	W, 3-0
9	%	ABILENE CHRISTIAN	W, 3-0
9	%	STEPHEN F. AUSTIN	W, 3-1
10	%	UT RIO GRANDE VALLEY	W, 3-0
10	%	ORAL ROBERTS	W, 3-1
14		at Rice	W, 3-2
15	#	vs. Texas State	L, 0-3
16	#	vs. Wichita State	L, 0-3
16	#	at UTSA	L, 0-3
21	*	at TCU	L, 1-3
24	*	WEST VIRGINIA	L, 0-3
28	*	at Baylor	L, 0-3

OCTOBER

5	*	KANSAS STATE	L, 0-3
8	*	at No. 6 Kansas	L, 0-3
12	*	OKLAHOMA	L, 0-3
15	*	at Iowa State	L, 0-3
21	*	No. 2 TEXAS	L, 2-3
26	*	No. 6 KANSAS	L, 0-3
29	*	at West Virginia	L, 2-3

NOVEMBER

2	*	BAYLOR	L, 1-3
4	*	IOWA STATE	5 PM
12	*	at Oklahoma	TBA
16	*	at Texas	TBA
19	*	TCU	6 PM
26	*	at Kansas State	TBA

DECEMBER

1-3		NCAA FIRST & SECOND ROUNDS	TBA
9-10		NCAA REGIONALS	TBA
15		NCAA SEMIFINALS	TBA
17		NCAA NATIONAL CHAMPIONSHIP	TBA

* - Conference Match

^ Portland State Tournament (Portland, Oregon)

North Dakota State Classic (Fargo, North Dakota)

% Texas Tech Tournament (Lubbock, Texas)

UTSA Tournament (San Antonio, Texas)




@TTUVball/@TechAthletics



TexasTechVolleyball/TexasTechAthletics



/TTUVball & /TTUAthletics



Match 27

TEXAS TECH vs IOWA STATE -- Lubbock, Texas.

IOWA STATE CYCLONES (13-9, 5-5)

2015 Team Record: 19-11, 11-5 Big 12

Head Coach: Christy Johnson-Lynch (Nebraska '96)

Career Record: 218-109 (12th season)

Record at Baylor: Same



TEXAS TECH RED RAIDERS (10-16, 0-11)

2015 Team Record: 14-16, 3-13 Big 12

Head Coach: Tony Graystone (Louisville '96)

Career Record: 450-176 (18th season)

Record at Texas Tech: 10-16, 0-11 (1st season)



QUICK HITS

- The Red Raiders and Cyclones will square off for the 45th time in series history.
- Texas Tech fell to Iowa State, 0-3, earlier this season in Ames.
- Texas Tech has lost 20 in a row to Iowa State with its last win coming in 2006 in Lubbock.
- First-year head coach Tony Graystone is in search of his first Big 12 win in the scarlet and black.
- Tech has won five sets in its last four matches, its best stretch during its current 14 match skid.
- Tech has not started 0-12 in the Big 12 since 2009, when the team went winless in conference play.
- A first-set rally against Texas that featured diving efforts from multiple players was selected as this week's NCAA Volleyball Play of the Month.
- For the first time this season, Tech has started the same starting unit for four-straight matches.
- Texas Tech has used 16 different starting lineups this season.
- Six underclassmen have played major roles this season, including sophomores Tita Akiu, Katy Keenan and Sarah Redding along with freshmen Toni McDougald, Chandler Atwood and Maggie Sagers.
- Senior Lauren Douglass is fourth in the conference with a hitting percentage of .359 and top 10 in the conference with 1.08 blocks per set.
- Sophomore libero Reyn Akiu leads the conference in total digs and ranks second in the conference with 4.99 digs per set. Her dig total of 454 this season ranks fourth on the school's single-season digs list.
- Setter Margurite Grubb is one of five Big 12 players averaging more than 10.00 assists per set and moved into eighth on the school's career assists list with 2,467, including 812 this season.
- Senior Margurite Grubb notched her seventh double-double of the season and 18th of her career in Tech's last outing against Baylor with 46 assists and 14 digs.
- Texas Tech is 10-0 when it wins the hitting percentage battle and 0-16 when it loses it.

TEXAS TECH STARTERS vs BAYLOR (2016 STATS)



MARGUERITE GRUBB



LAUREN DOUGLASS



MAGGIE SAGERS



REYN AKIU



SARAH REDDING



KATY KEENAN



CHANDLER ATWOOD

5-10 • SET • SO	6-2 • MB • SR	5-9 • DS • FR	5-2 • LIB • SO	6-1 • OH • SO	6-4 • MB • SO	6-0 • OH • FR
A/S 10.09	K/S 3.09	#DIG 149	#DIG 454	K/S 2.44	#KILL 141	K/S 2.17
D/S 2.33	HIT % .359	D/S 1.84	D/S 4.99	#KILL 88	HIT % .249	#KILL 130
#AST 858	#BLK 100	#AST 13	#AST 73	HIT % .173	K/S 1.53	#BLK 28
#DIG 198	#KILL 287	#ACE 17	#ACE 17	#BLK 21	#BLK 54	HIT % .203

K/S designates kills per set • HIT % designates hitting percentage • D/S designates digs per set • B/S designates blocks per set • A/S designates assists per set.

2016 QUICK FACTS

GENERAL INFORMATION

Location _____ Lubbock, Texas
 Founded _____ 1923
 Enrollment _____ 35,893
 Nickname _____ Red Raiders
 Colors _____ Scarlet & Black
 Mascot _____ Masked Rider / Raider Red
 Affiliation _____ NCAA Division I
 Conference _____ Big 12
 Chancellor _____ Robert Duncan
 President _____ Dr. Lawrence Schovanec
 Athletics Director _____ Kirby Hocutt
 Sr. Associate AD/SWA _____ Dr. Judi Henry
 Department Main Number _____ (806) 742-3355

HISTORY

Season of Volleyball _____ 41st
 First Season _____ 1975
 All-Time Record _____ 826-683-6 (.545)
 NCAA Tournament Appearances _____ 8
 _____ 1990, 1991, 1992, 1995, 1996, 1998, 2000, 2001

FACILITY INFORMATION

Name _____ United Supermarkets Arena
 Opened _____ 1999
 Capacity _____ 15,070

COACHING STAFF

Head Coach _____ Tony Graystone
 Alma Mater _____ University of Louisville '96
 Record at Tech _____ 10-16 (1st Season)
 Career Record _____ 450-176 (18th Season)
 Twitter _____ @TonyGraystone
 Best time to reach _____ Contact SID
 Assistant Coach _____ Morgan Thomas (1st Season)
 Alma Mater _____ USC-Upstate '12
 Assistant Coach _____ Brandy Huskey (1st Season)
 Alma Mater _____ UTSA '13
 Dir. of Operations _____ Alyce Peters (2nd Season)
 Alma Mater _____ Texas State '09
 Office Number _____ (806) 742-7545

TEAM INFORMATION

2015 Record _____ 14-16
 Conference Record _____ 3-13
 Home Record _____ 7-7
 Away Record _____ 3-8
 Neutral Site Record _____ 4-1
 Postseason _____ None
 Final Ranking _____ None
 Letterwinners Returning/Lost _____ 12/4
 Starters Returning/Lost _____ 4/2+Libero
 Newcomers _____ 11
 Top Returning Players _____ Lauren Douglass,
 _____ Marguerite Grubb, Sarah Redding
 Top Newcomers _____ Eighthmy Dobbins,
 _____ Taylor Martinez, Hannah Henriksen

ATHLETICS COMMUNICATIONS

Senior Associate AD _____ Robert Giovannetti
 E-mail _____ robert.giovannetti@ttu.edu
 Assistant Director (Volleyball) _____ Ty Parker
 Office _____ (806) 834-2769
 Cell _____ (806) 928-8476
 Fax _____ (806) 742-1970
 E-mail _____ ty.a.parker@ttu.edu
 Website _____ www.texastech.com
 Twitter _____ @TTUVball, @TechAthletics
 Mailing Address _____ 2526 6th St.
 _____ Lubbock, TX 79409

MEDIA INFORMATION

The Texas Tech Athletics Communications office is here to serve the media throughout the 2016 Red Raider volleyball season. Media members in need of assistance can contact Ty Parker in the Athletics Communications office at (806) 928-8476.

MEDIA CREDENTIALS

Media members covering the Texas Tech volleyball program at the United Supermarkets Arena during the 2016 season must be issued a working credential from the Texas Tech Athletics Communications office.

- All requests for both media and photo credentials must be made either in writing or via e-mail at least a day in advance to Ty Parker, Assistant Director for Athletic Communications. (Office: (806) 834-2769; Fax: (806) 742-1970; e-mail: ty.a.parker@ttu.edu)
- Requests are honored from sports editors of daily and weekly newspapers, editors of sports periodicals, and sports directors of radio and television stations who broadcast regularly scheduled daily sports reports and talk shows.
- Credentials can be picked up in the Athletics Communications office (south end of Jones AT&T Stadium) or at will call, which is located at the United Supermarkets Arena ticket booth.

GAMEDAY SERVICES

A complete NCAA box score and pertinent game information will be distributed to members of the working media following the conclusion of the match. Game notes, statistics, and rosters are provided prior to first serve in the USA media room. A pregame meal is also served in the media room approximately 45 minutes prior to first serve.

PHOTOGRAPHERS

Photographers are permitted to shoot in approved areas at the United Supermarkets Arena. All photographers must be issued a working credential by the Athletics Communications office to gain access to the court level of the facility.

RADIO BROADCASTS

Media row at the United Spirit Arena is equipped with both ISDN and phone lines for radio crews wanting to broadcast Texas Tech matches. For information on the ISDN and phone lines, please contact Ty Parker in the Athletics Communications office.

VIDEO HIGHLIGHTS/NEWS CONFERENCES

Video from news conferences and games will be available to the media via FTP. Broadcast quality video footage (game highlights, post-practice interviews, post-game interviews, etc) are available at www.ttumedia.com. Please contact the athletics communications office for login instructions.

LIVE TELEVISION

Television stations are welcome to conduct live interviews from the United Spirit Arena as the facility can easily accommodate network game coverage. Live interviews will be conducted near the home tunnel on the north side of the court. Please notify Ty Parker at least 24 hours in advance for live television setup.

PLAYER INTERVIEWS

Players and coaches are available for interviews every day prior to the start of practice. Practice times vary from week to week, so media members wishing to attend should contact Ty Parker in the Athletics Communications office to get a weekly schedule.

POSTGAME INTERVIEWS

Texas Tech players and head coach Tony Graystone will be made available to the media on the court of the United Spirit Arena following a brief cooling off period. The Texas Tech locker room will remain closed.

PLAYER TO WATCH: LAUREN DOUGLASS

Senior Lauren Douglass has arguably been one of the most dominant players in Texas Tech history at the middle blocker position. The Flower Mound native set the school with a single-season hitting percentage of .377 last year, while also leading the team in kills and blocks. She is currently hitting .359 in 2016.



THE CYCLONES

Iowa State (13-9, 5-5) looks to tie its season-long winning streak at four matches and pick up its sixth win in seven against the Red Raiders. Iowa State is coming off a home sweep over West Virginia Wednesday in which the Cyclones hit .322 as a team with 12.0 total blocks. All of Iowa State's nine losses are to teams currently in the NCAA RPI Top 50, while the Cyclones have four wins over NCAA Tournament teams from a year ago on their resume. Defense is where the Cyclones thrive, ranking third in the conference in opponent hitting percentage and first in digs per set with 16.50. Sophomore Alexis Conaway leads the offense as the Big 12's fifth-leading attacker, hitting at a .349 clip.

INSIDE THE SERIES

Texas Tech trails the all-time series with Iowa State, 20-24, with the Cyclones currently on a 20-match win streak against the Red Raiders dating back to 2006. The Red Raiders fell to the Cyclones earlier this season 3-0 (25-13, 25-14, 25-15) in Ames. Tech is 9-12 at home against Iowa State, but has lost eight straight at United Supermarkets Arena with its last win at home and in the series a 3-2 victory in 2006. The Red Raiders won 16 of the first 17 matchups between the two squads in a series that dates back to 1989.

LAST TIME OUT

Coming off a heartbreaking loss at West Virginia, Tech struggled out of the gates in a home battle against Baylor as the Bears snagged a 3-1 win (25-19, 25-20, 21-25, 25-22). Despite the loss, Tech's defense shined, especially in the third and fourth sets, with sophomore libero Tita Akiu recording a career-high 33 digs and the Red Raiders posting a season-high 13.0 total blocks compared to five for the Bears. Senior Lauren Douglass led the way with 15 kills and seven blocks while freshman Chandler Atwood and sophomore Sarah Redding combined to add 23 kills. Senior Marguerite Grubb posted her seventh double-double of the season with 46 assists and 14 digs.

ACADEMIC HONORS ROLLING IN

Senior setter Marguerite Grubb was named to the CoSIDA Academic All-District Team on Thursday, marking her third selection in four seasons. Along with holding down the eighth spot on the school's career assists list, the Houston, Texas, native finished her undergrad career with a perfect 4.0 GPA in accounting and currently sports a 3.86 GPA as she works towards her master's in accounting. Additionally, Grubb was named October's Red Raider Club Scholar-Athlete of the Month for her work on the court and in the classroom.

RECORD BOOK TRACKER

Senior Lauren Douglass has been one of the most dominant attackers in program history. A year after setting the school mark for hitting percentage in a single season (.376), Douglass is hitting .359 this year, and will likely finish near the top of the school's career hitting percentage list. With 33 digs at West Virginia, sophomore Reyn Akiu moved to fourth on the school's single-season digs list with 454 digs this season, just 57 away from second on the list. Senior Marguerite Grubb also made a move up the record books with 55 assists at West Virginia to give her 2,467 assists for her career, good for eighth on Tech's all-time career assists list.

AMONG THE BIG 12'S BEST

A trio of Red Raiders rank among the best in the Big 12 for their position. Senior Lauren Douglass is fourth in the conference with a .359 hitting percentage. Sophomore Tita Akiu leads the conference in total digs with 454 and is second in the conference with 4.99 digs per set. Likewise, senior setter Marguerite Grubb is one of just six Big 12 players averaging over 10.00 assists per game at 10.09.

YOUTH MOVEMENT

Aside from seniors Lauren Douglass and Marguerite Grubb, a multitude of underclassmen have played pivotal roles on the team this season. Sophomores Tita Akiu and Katy Keenan have started every match this season when healthy, while fellow sophomore Sarah Redding and a trio of freshmen in Toni McDougald, Chandler Atwood and Maggie Sagers have been regulars in the starting lineup and rotation as well. In fact, of all possible starts this season, more than 60% of them have been made by freshman or sophomores.

FRESHMAN TRIO

Stepping up to aid senior Lauren Douglass on the attack are a pair of freshman in Toni McDougald and Chandler Atwood. McDougald is second on the team with 168 kills while Atwood is fourth on the team with 130, respectively. Meanwhile, freshman Maggie Sagers has come on as one of the team's top defenders, starting each of the last eight matches including two at Libero when Akiu missed time with a knee injury.

COMING ON STRONG

After missing much of the nonconference portion of the schedule recovering from injury, sophomore Sarah Redding has come on strong to provide even more balance to the Texas Tech offense. Redding has posted double-digit kills in three of the last four matches, highlighted by a career-high 17 kills against No. 2 Texas.

INSIDE THE SERIES

TEXAS TECH TRAILS, 20-24

Home: 9-12; Away: 10-12; Neutral: 1-0

(Last 10)

10-15-16	_____	L	_____	0-3	_____	Away
11-21-15	_____	L	_____	1-3	_____	Home
9-25-15	_____	L	_____	0-3	_____	Away
11-26-14	_____	L	_____	0-3	_____	Away
10-18-14	_____	L	_____	2-3	_____	Home
10-30-13	_____	L	_____	2-3	_____	Away
10-2-13	_____	L	_____	0-3	_____	Home
11-3-12	_____	L	_____	0-3	_____	Away
10-6-12	_____	L	_____	1-3	_____	Home
11-5-11	_____	L	_____	0-3	_____	Away

AVCA RANKINGS (10/31)

Rk.	School	Pts.	W-L	LW
1	Nebraska (64)	1600	20-1	1
2	Minnesota	1522	17-4	3
3	Wisconsin	1461	18-3	4
4	Kansas	1400	20-2	6
5	Texas	1331	17-3	2
6	Florida	1264	21-2	9
7	San Diego	1158	19-3	5
8	Washington	1060	19-3	7
9	UCLA	1030	18-4	12
10	Florida State	989	18-3	11
11	Penn State	900	17-6	10
12	North Carolina	871	19-3	8
13	Stanford	841	14-6	17
14	BYU	829	20-3	16
15	Hawai'i	778	16-5	14
16	Michigan State	736	19-5	15
17	Michigan	456	18-6	13
18	Kentucky	418	18-5	22
19	Utah	390	16-7	21
20	Oregon	353	15-6	20
21	Western Kentucky	295	24-2	23
22	Ohio State	284	15-9	19
23	Washington State	254	17-7	18
24	Dayton	134	24-1	NR
T-25	Creighton	120	18-6	NR
T-25	Southern California	120	15-8	24

Receiving Votes: Missouri 68; Purdue 50; Illinois 37;
Arizona 14; Colorado 13; Iowa 9; Texas A&M 4

*Seven teams mentioned on only one ballot for a total of 14 combined points.

WEEKLY SCHEDULE

MONDAY	TUESDAY	WEDNESDAY	THURSDAY	FRIDAY	SATURDAY	SUNDAY
31	1	2	3	4	5	6
PRACTICE	PRACTICE	GAMEDAY	PRACTICE	GAMEDAY	OFF	OFF
	MEDIA AVAILABILITY 11:00 AM USA	VS BAYLOR		VS IOWA STATE		
		6 PM		5 PM		
		USA		USA		

BIG 12 WEEKLY SCHEDULE**WEDNESDAY, NOVEMBER 2**

No. 5 Texas 3, TCU 1 *

Baylor 3, Texas Tech 1 *

Iowa State 3, West Virginia 0 *

No. 4 Kansas 3, Kansas State 2 *

FRIDAY, NOVEMBER 4

Iowa State at Texas Tech *

TexasTech.tv | 5 p.m.

SATURDAY, NOVEMBER 5

Kansas State at TCU*

FSSW+ | 5 p.m.

No. 4 Kansas at Oklahoma *

SoonerSports.tv | 8 p.m.

* DENOTES BIG 12 CONFERENCE MATCHUP

ALL TIMES LISTED IN CENTRAL. AVCA RANKINGS NOTED.

**DOUBLE THREAT**

While sophomore libero Tita Akiu receives much of the praise defensively, senior Lauren Douglass has once again proven to be a force at the net. Along with her dominance on the attack, the veteran is averaging 1.01 blocks/set which is top 10 in the Big 12. Among the top 10 block leaders in the Big 12, Douglass's .365 hitting percentage is second best in the league.

SET UP ARTIST

In 2015, Marguerite Grubb put up 1,007 assists, becoming the first Red Raider to record 1,000+ assists in a single season since Emily Ruetter in 2013. She cracked the school's all-time top 10 list in assists in the Red Raider's first match of 2016, compiling 52 assists against Colorado. The senior has dished out 757 assists in 23 matches this season and ranks sixth in the conference with 9.96 assists/set. With 25 assists at Iowa State, she moved up to the ninth spot on the school's all-time assists list and is currently at 2,412, career assists, which is just 29 away from the eighth position.

ON POINT

Texas Tech hit .507 (42-6-71) in a sweep of Abilene Christian, marking the first time since the 1998 season the Red Raiders have hit over .500 in a single match. The .507 hitting percentage matched the fourth-highest hitting percentage in school history and is the highest offensive output in the Big 12 this season.

IN THE RECORD BOOK

Seniors Marguerite Grubb and Lauren Douglas didn't waste any time planting themselves in the Texas Tech record book this season. In the Red Raider's first match of 2016, Grubb compiled 52 assists to crack the school's all-time top 10 list in assists. She then compiled 25 assists at Iowa State to slide up to ninth on the list with 2,341 and is just 100 away from the eighth position. Douglas made a mark of her own in a win against Portland State, powering her way to 17 kills with a .773 hitting percentage, a clip that ranks as her career-best and sixth all-time in a single match in the Texas Tech record books. Her .376 clip this season is nearly on pace with her record-breaking 2015 hitting percentage of .377. Sophomore libero Reyn Akiu has recorded 346 digs this season which is just 74 away from a top-10 mark on the school's single-season individual digs list.

YOUNG PASSERS

Sophomores Reyn Akiu and Katelyn Bryant and freshman Maggie Sagers have stepped in at the libero/defensive specialist position, providing solid play in the back line. Akiu was consistently one of the Big 12's top performers prior to her injury and currently ranks second in the Big 12 with 4.68 digs/set. Bryant and Sagers have split time at the position, combining for 273 digs this season while another freshman, Kylie Rittmann has contributed 56 in five starts.

OUTSIDES & RIGHT SIDES

A strong mix of veterans and newcomers complete the outside hitter/right side position for the Red Raiders. Juniors Victoria Hinneburg, Audrey Fragniere and Alyssa Ybanez make up the oldest group of returnees and have been known to pack quite a punch on the attack. The trio combined for 265 kills and 84 blocks in 2015. Ybanez was the star of the Red & Black scrimmage on Aug. 20, tallying 17 kills. Last season, they were flanked by Sarah Redding, who posted a strong freshman season with 173 kills, averaging 2.22 per set. Joining them are freshmen Chandler Atwood, Hannah Henriksen and Toni McDougald, while junior Courtney Ensich returns to the program after not playing last season.

ATTACK ATTACK

The Red Raiders racked up 1,308 kills during the 2015 season, with 931 of those kills back and ready to go for 2016. Tech returns four of their top five attackers from last year in Lauren Douglass (280), Sarah Redding (173), Katy Keenan (128) and Victoria Hinneburg (122). The Red Raiders tallied 15 more kills than their opponents last season, averaging 13.3 per set for an overall hitting percentage of .209.

CONTINUING THE TREND

With Tita Akiu's move up to fourth on the school's single-season digs list, a Red Raiders has cracked the top 10 in single-season digs at Texas Tech in each of the last seven years. In 2010, Tori Vaughn put up 409 digs, but was knocked out by Eric Ruegg in 2011 with 419 digs. The next three years were dominated by Rachel Brummitt, who set the school record in 2012 (510) and 2013 (604), then posted 510 digs in her 2014 senior season. Those three years also catapulted her to the Texas Tech career digs record with 1,624. Last year, Carlie Foust notched 491 digs, which ranked fourth on the list.

BIG 12 CONFERENCE STANDINGS

	BIG 12			OVERALL					
	W	L	Pct.	W	L	Pct.	Home	Away	Neutral
Kansas	10	1	.909	21	2	.913	10-0	6-2	5-0
Texas	10	1	.909	18	3	.857	9-1	8-1	1-1
Baylor	7	3	.700	19	7	.731	10-2	7-4	2-1
Kansas State	6	5	.545	17	7	.708	10-3	4-3	3-1
Iowa State	5	5	.500	13	9	.591	7-4	4-5	2-0
Oklahoma	4	6	.400	13	10	.565	6-3	4-5	3-2
West Virginia	3	8	.273	12	13	.480	5-5	3-5	4-3
TCU	3	8	.273	10	11	.476	7-4	2-7	1-0
Texas Tech	0	11	.000	10	16	.385	5-6	4-6	1-4
									Sets
									Streak
									65-19
									W8
									58-23
									W1
									64-32
									W1
									57-35
									L1
									50-30
									W3
									48-35
									W1
									47-48
									L1
									35-44
									L7
									38-55
									L14

LAST MATCH

Volleyball Box Score

Baylor vs Texas Tech (Nov 02, 2016 at Lubbock, Texas)

#	Baylor	S	Attack				Pct	Ast	Serve			RE	Dig	Block			BH	Pts
			K	E	TA	SA			SE	BS	BA			BE				
2	Freiberg, Camryn	4	5	4	25	.040	0	0	1	0	0	0	0	3	0	0	6.5	
4	Staiger, Katie	4	31	7	64	.375	0	0	2	0	13	0	2	0	0	32.0		
6	Philo, Aniah	4	13	7	39	.154	1	0	0	0	13	0	2	0	0	14.0		
9	Reed, Morgan	4	2	1	12	.083	59	1	0	0	7	0	1	0	0	3.5		
12	Thomas, Nicole	4	7	3	13	.308	0	0	0	0	1	0	2	0	0	8.0		
21	Fritcher, Ashley	4	3	0	12	.250	0	0	0	0	1	0	0	0	0	3.0		
1	Wulf, Tara	4	0	0	0	.000	0	2	1	0	5	0	0	0	0	2.0		
3	Brusek, Jana	4	0	0	0	.000	1	0	1	0	32	0	0	0	0	0.0		
16	Lesikar, Amanda	3	3	2	10	.100	0	0	1	0	1	0	0	0	0	3.0		
28	Banister, Alex	4	0	0	0	.000	1	0	1	0	2	0	0	0	0	0.0		
Totals		4	64	24	175	.229	62	3	7	0	75	0	10	0	0	72.0		

Team Attack By Set

TOTAL TEAM BLOCKS: 5.0

Set	K	E	TA	Pct	Sideout	Pct
1	17	2	36	.417	16-19	84%
2	21	6	50	.300	14-21	66%
3	10	9	52	.019	13-24	54%
4	16	7	37	.243	17-23	73%
					60-87	68%

SET SCORES

Baylor (3)

Texas Tech (1)

1	2	3	4	Team Records:
25	25	21	25	19-7, 7-3
19	20	25	22	10-16, 0-11

#	Texas Tech	S	Attack				Pct	Ast	Serve			RE	Dig	Block			BH	Pts
			K	E	TA	SA			SE	BS	BA			BE				
4	Grubb, Marquerite	4	1	0	6	.167	46	D	0	0	14	0	5	0	1	3.5		
5	Douglass, Lauren	4	15	3	33	.364	0	0	2	0	3	1	6	0	0	19.0		
6	Redding, Sarah	4	11	5	34	.176	1	D	0	0	2	0	4	0	0	13.0		
12	Keenan, Katy	4	6	2	17	.235	0	0	0	0	0	0	5	1	0	8.5		
17	Sagers, Maqqie	4	2	0	2	1.000	0	D	4	2	5	0	0	0	0	2.0		
18	Atwood, Chandler	4	12	5	36	.194	0	0	0	0	2	0	1	1	0	12.5		
2	Rittmann, Kylie	2	0	0	0	.000	0	D	1	0	3	0	0	0	1	0.0		
7	Akiu, Reyn	4	0	0	2	.000	3	0	1	0	33	0	0	0	0	0.0		
9	Morgan, Ashley	3	0	0	2	.000	0	D	0	0	2	0	0	0	0	0.0		
16	McDougald, Toni	4	6	4	31	.065	1	0	0	0	4	1	1	0	0	7.5		
26	Bryant, Katelyn	4	0	0	0	.000	0	D	0	1	4	0	0	0	0	0.0		
Totals		4	53	19	163	.209	51	0	8	3	72	2	22	2	2	66.0		

Team Attack By Set

TOTAL TEAM BLOCKS: 13.0

Set	K	E	TA	Pct	Sideout	Pct
1	14	4	41	.244	16-25	63%
2	11	2	33	.273	13-24	54%
3	16	8	53	.151	14-22	63%
4	12	5	36	.194	16-24	66%
					59-95	62%

Site: Lubbock, Texas (United Supermarkets)

Date: Nov 02, 2016 Attend: 621 Time: 2:07

Referees: Gloria Cox, Elaine Crane

	1	2	3	4	Total
Tie scores	7	2	7	3	19
Lead change	1	0	3	2	6



HEAD COACH

@TonyGraystone

TONY GRAYSTONE

18th Season Overall • 1st Season at Texas Tech • University of Louisville '96

Entering his first season at Tech, Tony Graystone has a solid mixture of great newcomers and established veterans

Tony Graystone was named the head coach of Texas Tech volleyball on Thursday, Jan. 21, 2016. Graystone arrives at Texas Tech after serving seven seasons as the head volleyball coach at Texas A&M-Corpus Christi.

"Tony Graystone is a proven winner and a respectful leader and coach with tremendous ties to the state of Texas, specifically in West Texas," Texas Tech Director of Athletics Kirby Hocutt said. "We are so thrilled to welcome him, along with Lauren, Drew and Dylan to the Texas Tech Athletics family."

In seven seasons at Texas A&M-Corpus Christi, Graystone turned the Islanders into one of the premier volleyball programs in the Southland Conference. Last season, the Islanders put together their best season in program history, finishing 31-5 overall, with a spotless 16-0 conference mark. It was also the first NCAA Tournament berth for the Islanders, who faced Texas A&M in first round play. Their win total was the best in school history and was one win short of the winningest season by any Southland program.

Graystone's squads have recorded 20 or more wins in three of the last four seasons, finishing one victory shy of that mark in 2014. He improved his team's win total in each of his first four seasons on the Island, culminating with the 2013 season, which was a historic season for the Islanders. The team finished with a 20-12 record, including a then school-best 13-5

record in Southland Conference play. The Islanders also made history by advancing to the semifinals of the conference tournament for the first time.

"This is a very special day for me and my family," Graystone said. "Lubbock is definitely home for us and there's no place we'd rather be than at Texas Tech. I am looking forward to meeting the team and getting started on the court as soon as possible. We all know the challenges ahead of us to improve the program and take positive steps in the Big 12. But I know I'm starting with a group of talented, committed players and together we will make it happen."

In the last four years, Graystone has collected a 91-44 record, including a 52-16 record in Southland play. In 2015, the Islanders made their fourth consecutive appearance and fifth overall trip to the Southland Tournament. For the second-straight year, the Islanders advanced to the semifinals while finishing with a 19-16 record, including an 11-5 record in conference play.

The squad set a school record in 2012 with a 21-11 mark. The Islanders won 12 Southland matches and finished third in the conference, both first-time accomplishments for Texas A&M-Corpus Christi. Since Graystone took over the program, the Islanders have improved their national RPI by 235 spots, making them the most improved NCAA Division I team in the country over that time.

Prior to coming to the Island, Graystone spent 10 seasons as the head coach at West Texas A&M in Canyon, where he posted a 315-61 record and became the all-time winningest coach in program history. His .837 winning percentage was the third-

highest among active NCAA Division II head coaches and he reached 300 victories faster than any other coach in the division's history. He reached 100 wins in 106 matches making him the quickest coach at the time in any NCAA sport or division to reach the century mark in wins. He was named the Lone Star Conference Coach of the Year five times and the AVCA Southwest Region Coach of the Year on four occasions.

At West Texas A&M, he guided the Lady Buffs to five NCAA Regional appearances and eight Lone Star Conference crowns in 10 seasons. He mentored 16 All-Americans and one Division II National Player of the Year in 1999. His 2001 team was ranked No. 1 for seven weeks, while his 2002 team held the top spot for five weeks. In 2003, his team set an NCAA standard with 77 conference wins in a row.

Before becoming the head coach, Graystone was an assistant coach for the Lady Buffs and was part of a coaching staff that won the NCAA Division II Championship in 1997. He also served as the program director for the Amarillo Junior Olympic Volleyball Club. He began his career as a head coach at Waggoner and Ballard High Schools in Louisville, Kentucky.

Graystone earned an M.S. in exercise physiology from the University of Louisville in 1996 after graduating with a B.S. in Health Sciences with an emphasis in exercise science from Grand Valley State (Mich.) in 1992.

He and his wife Lauren, a native of Whitharral, Texas, have two sons, Drew and Dylan.



2016 MATCH-BY-MATCH RESULTS

Date	Opponent	Score	Match results	Overall	Conf	Time	Attend
Aug. 26, 2015	vs Colorado	L 2-3	25-20, 19-25, 26-24, 18-25, 8-15	0-1	0-0	2:05	125
Aug. 27, 2015	vs Long Beach State	L 0-3	16-25, 16-25, 23-25	0-2	0-0	1:13	128
Aug. 27, 2015	at Portland State	W 3-1	25-17, 25-21, 22-25, 25-17	1-2	0-0	1:43	288
Sept. 2, 2016	vs South Dakota State	W 3-0	25-18, 25-17, 25-21	2-2	0-0	1:07	48
Sept. 2, 2016	at North Dakota State	W 3-2	21-25, 25-27, 25-22, 25-12, 15-11	3-2	0-0	2:16	863
Sept. 3, 2016	at North Dakota	W 3-0	25-20, 25-18, 25-22	4-2	0-0	1:26	959
Sept. 5, 2016	UTEP	W 3-0	25-16, 25-15, 25-23	5-2	0-0	1:24	423
Sept. 9, 2016	ABILENE CHRISTIAN	W 3-0	25-9, 25-10, 25-16	6-2	0-0	1:08	519
Sept. 9, 2016	STEPHEN F. AUSTIN	W 3-1	21-25, 25-21, 25-15, 25-12	7-2	0-0	1:48	563
Sept. 10, 2016	TEXAS-RGV	W 3-0	25-23, 26-24, 25-21	8-2	0-0	1:20	266
Sept. 10, 2016	ORAL ROBERTS	W 3-1	25-19, 25-12, 20-25, 25-16	9-2	0-0	1:46	288
Sept. 14, 2016	at Rice	W 3-2	25-20, 17-25, 25-15, 23-25, 18-16	10-2	0-0	2:22	446
Sept. 15, 2016	vs Texas State	L 0-3	21-25, 17-25, 20-25	10-3	0-0	1:15	--
Sept. 16, 2016	vs Wichita State	L 0-3	21-25, 22-25, 20-25	10-4	0-0	1:19	--
Sept. 16, 2016	at UTSA	L 0-3	12-25, 22-25, 12-25	10-5	0-0	1:13	390
Sept. 21, 2016	at TCU	L 1-3	14-25, 25-22, 13-25, 14-25	10-6	0-1	1:52	1,611
Sept. 24, 2016	WEST VIRGINIA	L 0-3	19-25, 23-25, 20-25	10-7	0-2	1:30	349
Sept. 28, 2016	at Baylor	L 0-3	17-25, 24-26, 19-25	10-8	0-3	1:30	818
Oct. 5, 2016	KANSAS STATE	L 0-3	18-25, 19-25, 20-25	10-9	0-4	1:30	431
Oct. 8, 2016	at #6 Kansas	L 0-3	8-25, 18-25, 18-25	10-10	0-5	1:11	1302
Oct. 12, 2016	OKLAHOMA	L 0-3	26-28, 23-25, 17-25	10-11	0-6	1:27	479
Oct. 15, 2016	at Iowa State	L 0-3	13-25, 14-25, 15-25	10-12	0-7	1:06	3620
Oct. 21, 2016	#2 TEXAS	L 2-3	25-21, 18-25, 16-25, 28-26, 7-15	10-13	0-8	2:15	1223
Oct. 26, 2016	#6 KANSAS	L 0-3	15-25, 16-25, 20-25	10-14	0-9	1:13	321
Oct. 29, 2016	at West Virginia	L 2-3	25-21, 13-25, 25-21, 27-29, 16-18	10-15	0-10	2:30	547
Nov. 02, 2016	BAYLOR	L 1-3	19-25, 20-25, 25-21, 22-25	10-16	0-11	2:07	621

* Big 12 Conference match

ATTENDANCE	Dates	Total	Average
Total:	24	15617	624
Home:	11	5483	499
Away:	10	10454	1045
Neutral:	4	301	60

2016 INDIVIDUAL STATS

##	Name	ATTACK							SET				SERVE				
		SP	MP-MS	K	K/Set	E	TA	Pct	A	A/Set	TA	Pct	SA	SA/Set	SE	TA	Pct
5	Douglass, Lauren	93	26-26	287	3.09	67	612	.359	5	0.05	37	.135	15	0.16	25	245	.898
16	McDougald, Toni	75	22-13	168	2.24	78	526	.171	2	0.03	42	.048	1	0.01	8	60	.867
12	Keenan, Katy	92	26-26	141	1.53	57	338	.249	3	0.03	11	.273	0	0.00	0	10	1.000
18	Atwood, Chandler	60	20-11	130	2.17	56	365	.203	2	0.03	14	.143	0	0.00	1	15	.933
33	Henriksen, Hannah	54	23-0	99	1.83	44	320	.172	2	0.04	10	.200	0	0.00	0	4	1.000
6	Redding, Sarah	36	12-11	88	2.44	47	237	.173	1	0.03	4	.250	0	0.00	1	2	.500
11	Ybanez, Alyssa	35	14-10	80	2.29	55	252	.099	6	0.17	38	.158	5	0.14	12	100	.880
4	Grubb, Marguerite	85	25-24	48	0.56	19	169	.172	858	10.09	1853	.463	5	0.06	23	225	.898
15	Ensch, Courtney	25	10-7	47	1.88	15	134	.239	0	0.00	4	.000	0	0.00	3	3	.000
13	Fragniere, Audrey	13	7-2	18	1.38	17	78	.013	0	0.00	6	.000	0	0.00	2	9	.778
1	Hinneburg, Victoria	16	12-0	6	0.38	3	20	.150	0	0.00	1	.000	0	0.00	0	1	1.000
17	Sagers, Maggie	81	23-10	5	0.06	9	48	-.083	13	0.16	122	.107	17	0.21	30	279	.892
2	Rittimann, Kylie	59	20-5	5	0.08	3	29	.069	7	0.12	50	.140	8	0.14	13	146	.911
3	Cowan, Kyndal	21	11-2	3	0.14	4	13	-.077	55	2.62	201	.274	2	0.10	2	32	.938
7	Akiu, Reyn	91	26-1	3	0.03	2	26	.038	73	0.80	387	.189	17	0.19	12	423	.972
9	Morgan, Ashley	32	10-0	2	0.06	3	19	-.053	2	0.06	27	.074	2	0.06	7	87	.920
26	Bryant, Katelyn	84	25-8	1	0.01	0	8	.125	15	0.18	95	.158	16	0.19	6	284	.979
10	Dobbins, Eighmy	9	5-0	0	0.00	1	4	-.250	2	0.22	5	.400	1	0.11	0	12	1.000
24	Martinez, Taylor	1	1-0	0	0.00	0	0	.000	0	0.00	0	.000	0	0.00	1	1	.000
8	Canales, Sophia	7	3-0	0	0.00	1	3	-.333	17	2.43	61	.279	0	0.00	1	12	.917
TEXAS TECH.....		93	26-26	1131	12.16	481	3201	.203	1063	11.43	2968	.358	89	0.96	147	1950	.925
Opponents.....		93	26-26	1255	13.49	467	3293	.239	1184	12.73	3033	.390	117	1.26	200	2039	.902

##	Name	S	RECEPT			DIG		BLOCKING						Points	Pts/Set
			RE	TA	Pct	DIG	Dig/S	BA	Total	Blk/S	BE	BHE			
5	Douglass, Lauren	93	2	17	.882	49	0.53	83	100	1.08	7	1		360.5	3.88
16	McDougald, Toni	75	10	134	.925	51	0.68	19	23	0.31	5	0		182.5	2.43
12	Keenan, Katy	92	0	8	1.000	11	0.12	50	54	0.59	8	0		170.0	1.85
18	Atwood, Chandler	60	2	21	.905	36	0.60	24	28	0.47	4	0		146.0	2.43
33	Henriksen, Hannah	54	4	31	.871	24	0.44	11	14	0.26	5	0		107.5	1.99
6	Redding, Sarah	36	0	6	1.000	7	0.19	21	21	0.58	3	0		98.5	2.74
11	Ybanez, Alyssa	35	9	74	.878	60	1.71	12	13	0.37	2	0		92.0	2.63
4	Grubb, Marguerite	85	1	2	.500	198	2.33	34	39	0.46	4	14		75.0	0.88
15	Ensch, Courtney	25	0	1	1.000	7	0.28	13	14	0.56	0	0		54.5	2.18
13	Fragniere, Audrey	13	5	38	.868	6	0.46	2	3	0.23	0	0		20.0	1.54
1	Hinneburg, Victoria	16	0	1	1.000	2	0.12	4	4	0.25	0	0		8.0	0.50
2	Rittimann, Kylie	59	7	122	.943	59	1.00	0	0	0.00	0	1		13.0	0.22
17	Sagers, Maggie	81	22	364	.940	149	1.84	0	0	0.00	0	0		22.0	0.27
7	Akiu, Reyn	91	16	437	.963	454	4.99	0	0	0.00	0	0		20.0	0.22
3	Cowan, Kyndal	21	0	0	.000	16	0.76	0	0	0.00	2	11		5.0	0.24
9	Morgan, Ashley	32	6	112	.946	50	1.56	0	0	0.00	0	0		4.0	0.12
26	Bryant, Katelyn	84	20	221	.910	161	1.92	0	0	0.00	0	0		17.0	0.20
10	Dobbins, Eighmy	9	3	11	.727	9	1.00	0	0	0.00	0	0		1.0	0.11
24	Martinez, Taylor	1	0	0	.000	0	0.00	0	0	0.00	0	0		0.0	0.00
8	Canales, Sophia	7	0	0	.000	5	0.71	0	0	0.00	0	0		0.0	0.00
TEAM			10												
TEXAS TECH.....		93	117	1819	.936	1354	14.56	40	273	176.5	1.90	40	27	1396.5	15.02
Opponents.....		93	89	1789	.950	1373	14.76	32	346	205.0	2.20	57	18	1577.0	16.96

2016 TEXAS TECH TEAM MATCH-BY-MATCH

Date	Opponent	SP	K	E	TA	Pct.	A	SA	SE	RE	DIG	BS	BA	BE	Total	BHE	Points
Aug. 26	COLORADO	5	63	26	147	.252	63	3	8	7	51	0	18	6	9.0	0	75.0
Aug. 27	vs Long Beach State	3	30	13	86	.198	29	5	3	5	26	1	12	5	7.0	0	42.0
Aug. 27	at Portland State	4	59	12	134	.351	52	5	6	7	55	2	24	2	14.0	0	78.0
Sept. 2	vs South Dakota State	3	41	16	110	.227	41	6	6	2	50	4	8	2	8.0	0	55.0
Sept. 2	at North Dakota State	5	68	22	177	.260	64	1	9	4	82	4	12	2	10.0	1	79.0
Sept. 3	at North Dakota	3	47	12	107	.327	43	5	4	2	52	3	2	0	4.0	0	56.0
Sept. 5	UTEP	3	43	13	117	.256	39	3	6	2	52	0	14	1	7.0	0	53.0
Sept. 9	ABILENE CHRISTIAN	3	42	6	71	.507	37	9	6	0	38	1	9	0	5.5	1	56.5
Sept. 9	STEPHEN F. AUSTIN	4	54	25	163	.178	50	6	9	5	85	3	18	0	12.0	0	72.0
Sept. 10	TEXAS-RGV	3	46	13	121	.273	42	5	4	1	52	2	10	0	7.0	0	58.0
Sept. 10	ORAL ROBERTS	4	46	13	110	.300	44	6	7	8	50	2	14	1	9.0	0	61.0
Sept. 14	at Rice	5	65	25	174	.230	57	6	2	5	70	6	12	5	12.0	3	83.0
Sept. 15	vs Texas State	3	36	21	110	.136	34	2	6	6	41	0	10	2	5.0	1	43.0
Sept. 16	vs Wichita State	3	38	17	129	.163	36	1	3	3	60	1	6	1	4.0	0	43.0
Sept. 16	at UTSA	3	22	19	83	.036	21	3	4	8	30	0	6	2	3.0	2	28.0
Sept. 21	at TCU	4	37	23	147	.095	31	2	5	5	65	2	8	3	6.0	2	45.0
Sept. 24	WEST VIRGINIA	3	33	15	88	.205	32	3	3	7	43	0	14	1	7.0	1	43.0
Sept. 28	at Baylor	3	33	19	108	.130	32	5	3	6	38	0	12	0	6.0	0	44.0
Oct. 5	KANSAS STATE	3	37	19	107	.168	37	1	4	5	39	2	4	1	4.0	0	42.0
Oct. 8	at Kansas	3	21	12	75	.120	20	2	4	10	32	0	2	1	1.0	5	24.0
Oct. 12	OKLAHOMA	3	44	19	123	.203	42	1	8	1	50	0	4	0	2.0	1	47.0
Oct. 15	at Iowa State	3	27	19	99	.081	27	1	7	3	39	2	0	1	2.0	2	30.0
Oct. 21	TEXAS	5	59	28	182	.170	54	4	6	4	74	1	8	2	5.0	2	68.0
Oct. 26	KANSAS	3	29	22	109	.064	29	0	3	3	45	1	4	0	3.0	0	32.0
Oct. 29	at West Virginia	5	58	33	161	.155	56	4	13	5	63	1	20	0	11.0	4	73.0
Nov 02	BAYLOR	4	53	19	163	.209	51	0	8	3	72	2	22	2	13.0	2	66.0
Texas Tech		93	1131	481	3201	.203	1063	89	147	117	1354	40	273	40	176.5	27	1396.5
Opponent		93	1255	467	3293	.239	1184	117	200	89	1373	32	346	57	205.0	18	1577.0

BY SET AVERAGES

Sets played: 93

Kills per set: 12.16

Assists per set: 11.43

Service aces per set: 0.96

Reception errors per set: 1.26

Digs per set: 14.56

Blocks per set: 1.90

Ball handling errors per set: 0.29

Reception errors per set: 1.26

Points per set: 15.02

2016 OPPONENT TEAM MATCH-BY-MATCH

Date	Opponent	SP	K	E	TA	Pct.	A	SA	SE	RE	DIG	BS	BA	BE	Total	BHE	Points
Aug 26	COLORADO	5	66	20	141	.326	60	7	10	3	42	1	22	8	12.0	0	85.0
Aug 27	vs Long Beach State	3	50	12	94	.404	46	5	6	5	36	1	6	2	4.0	0	59.0
Aug 27	at Portland State	4	54	28	144	.181	52	7	2	5	54	2	8	5	6.0	0	67.0
Sep 02	vs South Dakota State	3	32	21	109	.101	31	2	4	6	49	1	12	3	7.0	2	41.0
Sep 02	at North Dakota State	5	61	34	194	.139	60	4	6	1	75	4	6	4	7.0	0	72.0
Sep 03	at North Dakota	3	40	17	116	.198	37	2	6	5	43	1	8	1	5.0	0	47.0
Sep 05	UTEP	3	31	19	120	.100	29	2	6	3	49	1	8	0	5.0	0	38.0
Sep 09	ABILENE CHRISTIAN	3	22	16	79	.076	20	0	7	9	20	0	8	0	4.0	1	26.0
Sep 09	STEPHEN F. AUSTIN	4	33	27	153	.039	32	5	6	6	76	1	18	0	10.0	1	48.0
Sep 10	TEXAS-RGV	3	50	16	130	.262	47	1	7	5	57	0	10	1	5.0	0	56.0
Sep 10	ORAL ROBERTS	4	44	26	129	.140	41	8	16	6	49	1	12	3	7.0	0	59.0
Sep 14	at Rice	5	66	30	176	.205	64	5	5	6	70	5	12	8	11.0	2	82.0
Sep 15	vs Texas State	3	40	11	99	.293	37	6	6	2	46	1	18	2	10.0	3	56.0
Sep 16	vs Wichita State	3	49	14	129	.271	49	3	10	1	63	1	14	2	8.0	0	60.0
Sep 16	at UTSA	3	42	9	83	.398	39	8	11	3	39	1	18	1	10.0	0	60.0
Sep 21	at TCU	4	59	16	149	.289	52	5	8	2	77	1	16	1	9.0	1	73.0
Sep 24	WEST VIRGINIA	3	48	9	108	.361	44	7	12	3	35	0	20	3	10.0	3	65.0
Sep 28	at Baylor	3	48	19	112	.259	43	6	1	5	50	0	14	1	7.0	0	61.0
Oct 05	KANSAS STATE	3	46	13	107	.308	45	5	6	1	43	0	8	1	4.0	0	55.0
Oct 08	at Kansas	3	41	11	88	.341	38	10	10	2	37	0	10	1	5.0	0	56.0
Oct 12	OKLAHOMA	3	49	12	118	.314	46	1	7	1	48	0	14	0	7.0	1	57.0
Oct 15	at Iowa State	3	42	8	91	.374	41	3	5	1	49	4	8	3	8.0	1	53.0
Oct 21	TEXAS	5	70	18	175	.297	67	4	12	4	84	0	24	3	12.0	0	86.0
Oct 26	KANSAS	3	47	10	108	.343	44	3	10	0	48	4	10	2	9.0	1	59.0
Oct 29	at West Virginia	5	61	27	166	.205	58	5	14	4	59	2	32	2	18.0	2	84.0
Nov 02	BAYLOR	4	64	24	175	.229	62	3	7	0	75	0	10	0	5.0	0	72.0
Opponent totals		93	1255	467	3293	.239	1184	117	200	89	1373	32	346	57	205.0	18	1577.0
Texas Tech		93	1131	481	3201	.203	1063	89	147	117	1354	40	273	40	176.5	27	1396.5

BY SET AVERAGES

Sets played: 93

Kills per set: 13.49

Assists per set: 12.73

Service aces per set: 1.26

Reception errors per set: 0.96

Digs per set: 14.76

Blocks per set: 2.20

Ball handling errors per set: 0.19

Reception errors per set: 0.96

Points per set: 16.96

2016 MATCH-BY-MATCH LEADERS

Opponent	Kills	Hitting %	Digs	Blocks	Assists
vs. Colorado	Ybanez (13)	Keenan (.625)	Akiu (24)	Douglass (6)	Grubb (52)
vs. Long Beach State	Ybanez (10)	Ybanez (.400)	Bryant (8)	Douglass (6)	Grubb (27)
at Portland State	Douglass (17)	Douglass (.773)	Akiu, Bryant (14)	Douglass (8)	Grubb (43)
vs. S. Dakota State	McDougald (11)	Ensch (.500)	Akiu (15)	Grubb (4)	Grubb (35)
at N. Dakota State	Douglass (16)	Douglass (.406)	Akiu (23)	Douglass (5)	Grubb (57)
at North Dakota	Douglass (15)	Douglass (.462)	Akiu (18)	Keenan (2)	Grubb (33)
UTEP	Douglass (15)	Douglass (.577)	Akiu (16)	Douglass (5)	Grubb (29)
ABILENE CHRISTIAN	McDougald (10)	Keenan (.800)	Akiu (12)	McDougald (2)	Grubb (27)
STEPHEN F. AUSTIN	Douglass (17)	Atwood (.360)	Akiu (30)	Douglass (8)	Grubb (46)
UT RIO GRANDE VALLEY	McDougald, Douglass (11)	Douglass (.526)	Akiu (22)	Douglass (3)	Grubb (38)
ORAL ROBERTS	Douglass (16)	Atwood (.526)	Akiu, Bryant (16)	Douglass (5)	Grubb (37)
at Rice	Henriksen (19)	Douglass (.419)	Akiu (19)	Atwood, Douglass (5)	Grubb (51)
vs. Texas State	Douglass (9)	Ybanez (.429)	Akiu (14)	Douglass (3)	Grubb (27)
vs. Wichita State	Atwood (10)	Atwood (.320)	Akiu (22)	Douglass (3)	Grubb (30)
at UTSA	Atwood, Douglass (5)	Douglass (.455)	Akiu (13)	(Six with 1)	Cowan (17)
at TCU	Douglass (10)	Douglass (.450)	Akiu (24)	(Three with 1.5)	Canales (15)
WEST VIRGINIA	Douglass, McDougald, Keenan (7)	Atwood (.833)	Akiu (15)	Douglass (2)	Grubb (29)
at Baylor	Douglass (7)	Sagers (.333)	Akiu (11)	Douglass (2)	Grubb (27)
KANSAS STATE	Douglass (10)	Douglass (.368)	Akiu (12)	Keenan (2)	Grubb (28)
at Kansas	McDougald, Douglass (6)	McDougald (.455)	Akiu, Sagers (9)	Keenan, Grubb (1)	Cowan (9)
OKLAHOMA	Douglass (12)	Atwood (.429)	Sagers (19)	Douglass (2)	Grubb (36)
at Iowa State	Douglass (8)	Atwood (.700)	Grubb (12)	Douglass, Keenan (1)	Grubb (25)
NO. 2 TEXAS	Redding (17)	Douglass (.344)	Akiu (23)	Douglass (3)	Grubb (44)
NO. 6 KANSAS	Douglass (10)	Redding (.375)	Akiu (25)	Douglass (2)	Grubb (27)
at West Virginia	Douglass, McDougald, Redding (13)	McDougald (.286)	Akiu (27)	Douglass (8)	Assists (55)
BAYLOR	Douglass (15)	Douglass (.364)	Akiu (33)	Douglass (7)	Grubb (46)

2016 DOUBLE-DOUBLES

MARGUERITE GRUBB (7)	ASSISTS	DIGS
Baylor (11/2/16)	46	14
West Virginia (10/29/16)	55	12
No. 2 Texas (10/21/16)	44	12
Iowa State (10/15/16)	25	12
Kansas State (10/5/16)	28	11
Stephen F. Austin (9/9/16)	46	16
at North Dakota (9/3/16)	33	16
Career double-doubles: 18		

ALYSSA YBANEZ (1)	KILLS	DIGS
at Portland State (8/27/16)	17	10
Career double-doubles: 1		

TEXAS TECH RECORD WHEN

Overall	10-16
At the United Supermarkets Arena	5-6
On the road	4-6
Neutral site	1-4
Big 12 Play	0-11
Non-Conference	10-5
At a tournament	8-5
On Television	0-6

Against ranked opponents	0-3
Top 5 opponents	0-2
Top 10 opponents	0-3

Kills	
Leading	8-0
Trailing	2-16
Tied	0-0

Blocks	
Leading	9-2
Trailing	1-13
Tied	0-1

Digs	
Leading	8-4
Trailing	1-12
Tied	1-0

Attack Percentage	
Leading	10-0
Trailing	0-16

Service Aces	
Leading	7-0
Trailing	3-13
Tied	0-3

Hitting Percentage	
Hitting .300 or better	4-0
Hitting .250 to .299	3-1
Hitting .200 to .249	2-3
Hitting .100 to .199	1-8
Hitting below .100	0-3

Opponents hitting above .300	0-8
Opponents hitting .250 to .299	1-5
Opponents hitting .200 to .249	2-1
Opponents hitting .100 to .199	6-0
Holding opponents below .100	2-0

In three sets	5-11
In four sets	3-1
In five sets	2-3

2016 MATCH-BY-MATCH STARTING LINEUPS

<i>Opponent</i>	<i>DS</i>	<i>OH</i>	<i>OH</i>	<i>MB</i>	<i>SET</i>	<i>MB</i>	<i>LIB</i>
vs Colorado	Rittimann	Redding	Ybanez	Douglass	Grubb	Keenan	Akiu
vs Long Beach State	Rittimann	Redding	Ybanez	Douglass	Grubb	Keenan	Akiu
at Portland State	Rittimann	Ensch	Ybanez	Douglass	Grubb	Keenan	Akiu
vs South Dakota State	Sagers	Ensch	Ybanez	Douglass	Grubb	Keenan	Akiu
at North Dakota State	Rittimann	Ensch	Ybanez	Douglass	Grubb	Keenan	Akiu
at North Dakota	Bryant	Ensch	McDougald	Douglass	Grubb	Keenan	Akiu
UTEP	Bryant	Ensch	McDougald	Douglass	Grubb	Keenan	Akiu
Abilene Christian	Bryant	McDougald	Ybanez	Douglass	Grubb	Keenan	Akiu
Stephen F. Austin	Bryant	Ensch	Ybanez	Douglass	Grubb	Keenan	Akiu
UT Rio Grande Valley	Bryant	Ensch	McDougald	Douglass	Grubb	Keenan	Akiu
Oral Roberts	Bryant	Atwood	McDougald	Douglass	Grubb	Keenan	Akiu
at Rice	Bryant	Atwood	McDougald	Douglass	Grubb	Keenan	Akiu
vs. Texas State	Bryant	Atwood	McDougald	Douglass	Grubb	Keenan	Akiu
vs. Wichita State	Sagers	Atwood	Ybanez	Douglass	Grubb	Keenan	Akiu
at UTSA	Sagers	Atwood	McDougald	Douglass	Grubb	Keenan	Akiu
at TCU	Fagniere	Atwood	Ybanez	Douglass	Cowan	Keenan	Akiu
West Virginia	Redding	McDougald	Ybanez	Douglass	Grubb	Keenan	Akiu
at Baylor	Sagers	Atwood	McDougald	Douglass	Grubb	Keenan	Akiu
Kansas State	Sagers	Redding	McDougald	Douglass	Grubb	Keenan	Akiu
at No. 6 Kansas	Sagers	Redding	McDougald	Douglass	Cowan	Keenan	Akiu
Oklahoma	Rittimann	Redding	McDougald	Douglass	Grubb	Keenan	Sagers
at Iowa State	Akiu	Redding	Fagniere	Douglass	Grubb	Keenan	Sagers
No. 2 Texas	Sagers	Redding	Atwood	Douglass	Grubb	Keenan	Akiu
No. 6 Kansas	Sagers	Redding	Atwood	Douglass	Grubb	Keenan	Akiu
at West Virginia	Sagers	Redding	Atwood	Douglass	Grubb	Keenan	Akiu
Baylor	Sagers	Redding	Atwood	Douglass	Grubb	Keenan	Akiu

TEXAS TECH TEAM HIGHS

ATTACK PERCENT (K-E-TA)

.507 (42-6-71) _____ Abilene Christian (Sep 9, 2016)
 .351 (59-12-134) _____ at Portland State (Aug 27, 2016)
 .327 (47-12-107) _____ at North Dakota (Sep 3, 2016)

KILLS (K-E-TA)

68 (68-22-177) 5s _____ at N. Dakota St. (Sep 2, 2016)
 65 (65-25-174) 5s _____ at Rice (Sep 14, 2016)
 63 (63-26-147) 5s _____ vs Colorado (Aug 26, 2016)

KILLS 3-SETS (K-E-TA)

47 (47-12-107) _____ at North Dakota (Sep 3, 2016)
 46 (46-13-121) _____ UTRGV (Sep 10, 2016)

KILLS 4-SETS (K-E-TA)

59 (59-12-134) _____ at Portland State (Aug 27, 2016)
 54 (54-25-163) _____ Stephen F. Austin (Sep 9, 2016)

KILLS 5-SETS (K-E-TA)

68 (68-22-177) _____ at N. Dakota State (Sep 2, 2016)
 65 (65-25-174) _____ at Rice (Sep 14, 2016)
 63 (63-26-147) _____ vs Colorado (Aug 26, 2016)

TOTAL ATTEMPTS (K-E-TA)

182 (59-28-182) 5s _____ Texas (Oct 21, 2016)
 177 (68-22-177) 5s _____ at N. Dakota State (Sep 2, 2016)
 174 (65-25-174) 5s _____ at Rice (Sep 14, 2016)

TOTAL ATTEMPTS 3-SETS (K-E-TA)

129 (38-17-129) _____ vs. Wichita State (Sep 16, 2016)
 123 (44-19-123) _____ Oklahoma (Oct 12, 2016)
 121 (46-13-121) _____ UTRGV (Sep 10, 2016)

TOTAL ATTEMPTS 4-SETS (K-E-TA)

163 (53-19-163) _____ Baylor (Nov. 2, 2016)
 163 (54-25-163) _____ Stephen F. Austin (Sep 9, 2016)

TOTAL ATTEMPTS 5-SETS (K-E-TA)

182 (59-28-182) _____ Texas (Oct 21, 2016)
 177 (68-22-177) _____ at N. Dakota State (Sep 2, 2016)
 174 (65-25-174) _____ at Rice (Sep 14, 2016)

ASSISTS

64 (5s) _____ at N. Dakota State (Sep 2, 2016)
 63 (5s) _____ vs Colorado (Aug 26, 2016)
 54 (5s) _____ Texas (Oct 21, 2016)

ASSISTS 3-SETS

43 _____ at North Dakota (Sep 3, 2016)
 42 _____ Oklahoma (Oct 12, 2016)
 42 _____ UTRGV (Sep 10, 2016)

ASSISTS 4-SETS

52 _____ at Portland State (Aug 27, 2016)
 51 _____ Baylor (Nov. 2, 2016)

ASSISTS 5-SETS

64 _____ at N. Dakota State (Sep 2, 2016)
 63 _____ vs Colorado (Aug 26, 2016)

DIGS

85 (4s) _____ Stephen F. Austin (Sep 9, 2016)
 82 (5s) _____ at N. Dakota State (Sep 2, 2016)
 74 (5s) _____ Texas (Oct. 21, 2016)

DIGS 3-SETS

60 _____ vs. Wichita State (Sep 16, 2016)
 52 _____ UTEP (Sep. 5, 2016)
 52 _____ at North Dakota (Sep 3, 2016)

DIGS 4-SETS

85 _____ Stephen F. Austin (Sep 9, 2016)
 72 _____ Baylor (Nov. 2, 2016)

DIGS 5-SETS

82 _____ at N. Dakota State (Sep 2, 2016)
 74 _____ Texas (Oct. 21, 2016)

ACES

9 _____ Abilene Christian (Sep 9, 2016)
 6 _____ at Rice (Sep 14, 2016)
 6 _____ Oral Roberts (Sep 10, 2016)
 6 _____ Stephen F. Austin (Sep 9, 2016)
 6 _____ vs S. Dakota State (Sep 2, 2016)

BLOCKS

14.0 _____ at Portland State (Aug 27, 2016)
 13.0 _____ Baylor (Nov. 2, 2016)

OPPONENT MATCH HIGHS

ATTACK PERCENT (K-E-TA)

.404 (50-12-94) _____ vs LBSU (Aug 27, 2016)

KILLS (K-E-TA)

70 (70-18-175) 5s _____ Texas (Oct 21, 2016)

KILLS 3-SETS (K-E-TA)

50 (50-12-94) _____ UTRGV (Sep 10, 2016)
 50 (50-12-94) _____ vs LBSU (Aug 27, 2016)

KILLS 4-SETS (K-E-TA)

64 (64-24-175) _____ Baylor (Nov. 2, 2016)

KILLS 5-SETS (K-E-TA)

70 (70-18-175) _____ Texas (Oct 21, 2016)

TOTAL ATTEMPTS (K-E-TA)

194 (61-34-194) 5s _____ at N. Dakota State (Sep 2, 2016)

TOTAL ATTEMPTS 3-SETS (K-E-TA)

130 (50-16-130) _____ UTRGV (Sep 10, 2016)

TOTAL ATTEMPTS 4-SETS (K-E-TA)

175 (64-24-175) _____ Baylor (Nov. 2, 2016)

TOTAL ATTEMPTS 5-SETS (K-E-TA)

194 (61-34-194) _____ at N. Dakota State (Sep 2, 2016)

OPPONENT TEAM HIGHS

ATTACK PERCENT (K-E-TA) minimum 12 kills

.647 (12-1-17) _____ Grahovac, Peyton vs. LBSU (Aug 27, 2016)
 .571 (16-0-28) _____ Payne, Kelsie vs. No. 6 Kansas (Oct 26, 2016)

KILLS (K-E-TA)

31 (31-7-64) 4s _____ Staiger, Katie vs. Baylor (Nov. 2, 2016)

KILLS 3-SETS (K-E-TA)

19 (19-7-43) _____ Staiger, Katie at Baylor (Sep 28, 2016)
 19 (19-3-41) _____ Enneking, Alyssa vs. Oklahoma (Oct 12, 2016)

KILLS 4-SETS (K-E-TA)

31 (31-7-64) _____ Staiger, Katie vs. Baylor (Nov. 2, 2016)

KILLS 5-SETS (K-E-TA)

24 (24-5-52) _____ P Cerame, Paulina vs. Texas (Oct 21, 2016)

TOTAL ATTEMPTS (K-E-TA)

64 (31-7-64) 4s _____ Staiger, Katie vs. Baylor (Nov. 2, 2016)

TOTAL ATTEMPTS 3-SETS (K-E-TA)

44 (15-9-44) _____ Beaner, Ashley vs. S. Dakota St. (Sep 2, 2016)

TOTAL ATTEMPTS 4-SETS (K-E-TA)

64 (31-7-64) _____ Staiger, Katie vs. Baylor (Nov. 2, 2016)

TOTAL ATTEMPTS 5-SETS (K-E-TA)

57 (23-9-57) _____ Caffrey, Payton at West Virginia (Oct 29, 2016)

2016 INDIVIDUAL MATCH HIGHS

ATTACK PERCENT (K-E-TA) minimum 12 kills

.773 (17- 0-22)	Douglass, Lauren at Portland State (Aug 27, 2016)
.625 (12- 2-16)	Keenan, Katy vs Colorado (Aug 26, 2016)
.577 (15- 0-26)	Douglass, Lauren vs UTEP (Sep 05, 2016)
.483 (16- 2-29)	Douglass, Lauren vs Oral Roberts (Sep 10, 2016)
.462 (15- 3-26)	Douglass, Lauren at North Dakota (Sep 03, 2016)

KILLS (K-E-TA)

19 (19- 3-42) 5s	Henriksen, Hannah at Rice (Sep 14, 2016)
17 (17-6-40) 5s	Redding, Sarah vs Texas (Oct. 21, 2016)
17 (17- 5-35) 4s	Douglass, Lauren vs Stephen F. Austin (Sep 09, 2016)
17 (17- 4-31) 5s	Douglass, Lauren at Rice (Sep 14, 2016)
17 (17- 0-22) 4s	Douglass, Lauren at Portland State (Aug 27, 2016)

KILLS 3-SETS (K-E-TA)

15 (15- 0-26)	Douglass, Lauren vs UTEP (Sep 05, 2016)
15 (15- 3-26)	Douglass, Lauren at North Dakota (Sep 03, 2016)
13 (13- 1-27)	McDougald, Toni at North Dakota (Sep 03, 2016)
12 (12- 2-29)	Douglass, Lauren vs Oklahoma (Oct 12, 2016)
11 (11- 1-19)	Douglass, Lauren vs Texas-RGV (Sep 10, 2016)

KILLS 4-SETS (K-E-TA)

17 (17- 0-22)	Douglass, Lauren at Portland State (Aug 27, 2016)
17 (17- 5-35)	Douglass, Lauren vs Stephen F. Austin (Sep 09, 2016)
16 (16- 2-29)	Douglass, Lauren vs Oral Roberts (Sep 10, 2016)
15 (15-3-33)	Douglass, Lauren vs. Baylor (Nov. 2, 2016)
13 (13- 6-28)	Ybanez, Alyssa at Portland State (Aug 27, 2016)

KILLS 5-SETS (K-E-TA)

19 (19- 3-42)	Henriksen, Hannah at Rice (Sep 14, 2016)
17 (17-6-40)	Redding, Sarah vs Texas (Oct. 21, 2016)
17 (17- 4-31)	Douglass, Lauren at Rice (Sep 14, 2016)
16 (16- 3-32)	Douglass, Lauren at North Dakota State (Sep 02, 2016)
15 (15- 5-37)	Ensch, Courtney at North Dakota State (Sep 02, 2016)

TOTAL ATTEMPTS (K-E-TA)

42 (13- 5-42) 5s	McDougald, Toni vs Texas (Oct 21, 2016)
42 (19- 3-42) 5s	Henriksen, Hannah at Rice (Sep 14, 2016)
40 (13- 6-40) 5s	Redding, Sarah at West Virginia (Oct 29, 2016)
40 (9- 8-40) 4s	McDougald, Toni vs Stephen F. Austin (Sep 09, 2016)
40 (17- 6-40) 5s	Redding, Sarah vs Texas (Oct 21, 2016)

TOTAL ATTEMPTS 3-SETS (K-E-TA)

31 (11- 4-31)	McDougald, Toni vs Texas-RGV (Sep 10, 2016)
29 (10-4-29)	Douglass, Lauren vs. No. 6 Kansas (Oct. 26, 2016)
29 (12- 2-29)	Douglass, Lauren vs Oklahoma (Oct 12, 2016)
27 (13- 1-27)	McDougald, Toni at North Dakota (Sep 03, 2016)
26 (5- 4-26)	McDougald, Toni vs Wichita State (Sep 16, 2016)
26 (11- 2-26)	McDougald, Toni vs South Dakota State (Sep 02, 2016)

TOTAL ATTEMPTS 4-SETS (K-E-TA)

40 (9- 8-40)	McDougald, Toni vs Stephen F. Austin (Sep 09, 2016)
37 (11- 2-37)	Henriksen, Hannah at Portland State (Aug 27, 2016)
36 (12- 5-36)	Atwood, Chandler vs Baylor (Nov 02, 2016)
35 (17- 5-35)	Douglass, Lauren vs Stephen F. Austin (Sep 09, 2016)
34 (11- 5-34)	Redding, Sarah vs Baylor (Nov 02, 2016)

TOTAL ATTEMPTS 5-SETS (K-E-TA)

42 (13- 5-42)	McDougald, Toni vs Texas (Oct 21, 2016)
42 (19- 3-42)	Henriksen, Hannah at Rice (Sep 14, 2016)
40 (13- 6-40)	Redding, Sarah at West Virginia (Oct 29, 2016)
40 (17- 6-40)	Redding, Sarah vs Texas (Oct 21, 2016)
39 (11- 3-39)	McDougald, Toni at Rice (Sep 14, 2016)

ASSISTS

57 (5s)	Grubb, Marguerite at North Dakota State (Sep 02, 2016)
55 (5s)	Grubb, Marguerite at West Virginia (Oct 29, 2016)
52 (5s)	Grubb, Marguerite vs Colorado (Aug 26, 2016)
51 (5s)	Grubb, Marguerite at Rice (Sep 14, 2016)
46 (4s)	Grubb, Marguerite vs Stephen F. Austin (Sep 09, 2016)

ASSISTS 3-SETS

38	Grubb, Marguerite vs Texas-RGV (Sep 10, 2016)
36	Grubb, Marguerite vs Oklahoma (Oct 12, 2016)
35	Grubb, Marguerite vs South Dakota State (Sep 02, 2016)
33	Grubb, Marguerite at North Dakota (Sep 03, 2016)
30	Grubb, Marguerite vs Wichita State (Sep 16, 2016)

ASSISTS 4-SETS

46	Grubb, Marguerite vs Stephen F. Austin (Sep 09, 2016)
46	Grubb, Marguerite vs Baylor (Nov 02, 2016)
43	Grubb, Marguerite at Portland State (Aug 27, 2016)
37	Grubb, Marguerite vs Oral Roberts (Sep 10, 2016)
15	Canales, Sophia at TCU (Sep 21, 2016)

ASSISTS 5-SETS

57	Grubb, Marguerite at North Dakota State (Sep 02, 2016)
55	Grubb, Marguerite at West Virginia (Oct 29, 2016)
52	Grubb, Marguerite vs Colorado (Aug 26, 2016)
51	Grubb, Marguerite at Rice (Sep 14, 2016)
44	Grubb, Marguerite vs Texas (Oct. 21, 2016)

DIGS

33 (4s)	Akiu, Reyn vs Baylor (Nov 02, 2016)
30 (4s)	Akiu, Reyn vs Stephen F. Austin (Sep 09, 2016)
27 (5s)	Akiu, Reyn at West Virginia (Oct 29, 2016)
25 (3s)	Akiu, Reyn vs No. 6 Kansas (Oct. 26, 2016)
24 (4s)	Akiu, Reyn at TCU (Sep 21, 2016)
24 (5s)	Akiu, Reyn vs Colorado (Aug 26, 2016)

DIGS 3-SETS

25	Akiu, Reyn vs No. 6 Kansas (Oct. 26, 2016)
22	Akiu, Reyn vs Wichita State (Sep 16, 2016)
22	Akiu, Reyn vs Texas-RGV (Sep 10, 2016)
19	Sagers, Maggie vs Oklahoma (Oct 12, 2016)
18	Akiu, Reyn at North Dakota (Sep 03, 2016)

DIGS 4-SETS

33	Akiu, Reyn vs Baylor (Nov 02, 2016)
30	Akiu, Reyn vs Stephen F. Austin (Sep 09, 2016)
24	Akiu, Reyn at TCU (Sep 21, 2016)
16	Akiu, Reyn vs Oral Roberts (Sep 10, 2016)
16	Bryant, Katelyn vs Oral Roberts (Sep 10, 2016)
16	Grubb, Marguerite vs Stephen F. Austin (Sep 09, 2016)

DIGS 5-SETS

27	Akiu, Reyn at West Virginia (Oct 29, 2016)
24	Akiu, Reyn vs Colorado (Aug 26, 2016)
23	Akiu, Reyn vs Texas (Oct 21, 2016)
23	Akiu, Reyn at North Dakota State (Sep 02, 2016)
19	Akiu, Reyn at Rice (Sep 14, 2016)

ACES

4	Akiu, Reyn vs Long Beach State (Aug 27, 2016)
3	Sagers, Maggie at North Dakota (Sep 03, 2016)
3	Sagers, Maggie vs South Dakota State (Sep 02, 2016)
3	Akiu, Reyn vs Abilene Christian (Sep 09, 2016)

BLOCKS (BS-BA)

10 (2-8)	Douglass, Lauren vs Stephen F. Austin (Sep 09, 2016)
8 (1-7)	Douglass, Lauren at Portland State (Aug 27, 2016)
8 (1-7)	Douglass, Lauren at West Virginia (Oct 29, 2016)
7 (1-6)	Douglass, Lauren vs Baylor (Nov 02, 2016)
7 (0-7)	Atwood, Chandler at West Virginia (Oct 29, 2016)
6 (1-5)	Douglass, Lauren vs Long Beach State (Aug 27, 2016)
6 (0-6)	Grubb, Marguerite at Portland State (Aug 27, 2016)
6 (0-6)	Douglass, Lauren vs Colorado (Aug 26, 2016)
6 (0-6)	Grubb, Marguerite at Portland State (Aug 27, 2016)

THE LAST TIME TEXAS TECH...

Defeated an opponent in three sets.....	vs. UT Rio Grande Valley (Sept. 10, 2016)
Defeated a non-conference opponent in three sets.....	vs. UT Rio Grande Valley (Sept. 10, 2016)
Defeated a non-conference opponent in three sets at home.....	vs. UT Rio Grande Valley (Sept. 10, 2016)
Defeated a non-conference opponent in three sets on the road.....	at North Dakota (Sept. 3, 2016)
Defeated a non-conference opponent in three sets at neural site.....	vs. South Dakota State (Sept. 2, 2016)
Defeated a Big 12 opponent in three sets.....	vs. West Virginia (Nov. 13, 2015)
Defeated a Big 12 opponent in three sets at home.....	vs. West Virginia (Nov. 13, 2015)
Defeated a Big 12 opponent in three sets on the road.....	at West Virginia (Oct. 14, 2015)
Defeated an opponent in four sets.....	vs. Oral Roberts (Sept. 10, 2016)
Defeated a non-conference opponent in four sets.....	vs. Oral Roberts (Sept. 10, 2016)
Defeated a non-conference opponent in four sets at home.....	vs. Oral Roberts (Sept. 10, 2016)
Defeated a non-conference opponent in four sets on the road.....	at Portland State (Aug. 27, 2016)
Defeated a non-conference opponent in four sets at neural site.....	vs. George Washington (Sept. 12, 2015)
Defeated a Big 12 opponent in four sets.....	vs. TCU (Sept. 24, 2014)
Defeated a Big 12 opponent in four sets at home.....	vs. TCU (Sept. 24, 2014)
Defeated a Big 12 opponent in four sets on the road.....	at West Virginia (Oct. 13, 2012)
Defeated an opponent in five sets.....	at Rice (Sept. 14, 2016)
Defeated a non-conference opponent in five sets.....	at Rice (Sept. 14, 2016)
Defeated a non-conference opponent in five sets at home.....	vs. Weber State (Sept. 19, 2014)
Defeated a non-conference opponent in five sets on the road.....	at Rice (Sept. 14, 2016)
Defeated a non-conference opponent in five sets at neural site.....	vs. Bucknell (Aug. 30, 2014)
Defeated a Big 12 opponent in five sets.....	vs. Oklahoma (Sept. 23, 2015)
Defeated a Big 12 opponent in five sets at home.....	vs. Oklahoma (Sept. 23, 2015)
Defeated a Big 12 opponent in five sets on the road.....	at Baylor (Oct. 1, 2014)
Lost to an opponent in three sets.....	vs. #6 Kansas (Oct. 26, 2016)
Lost to a non-conference opponent in three sets.....	at UTSA (Sept. 16, 2016)
Lost to a non-conference opponent in three sets at home.....	vs. Washington State (Sept. 18, 2015)
Lost to a non-conference opponent in three sets on the road.....	at UTSA (Sept. 16, 2016)
Lost to a non-conference opponent in three sets at neural site.....	vs. Wichita State (Sept. 16, 2016)
Lost to a Big 12 opponent in three sets.....	vs. #6 Kansas (Oct. 26, 2016)
Lost to a Big 12 opponent in three sets at home.....	vs. #6 Kansas (Oct. 26, 2016)
Lost to a Big 12 opponent in three sets on the road.....	at Iowa State (Oct. 15, 2016)
Lost to an opponent in four sets.....	vs. Baylor (Nov. 2, 2016)
Lost to a non-conference opponent in four sets.....	vs. Maryland (Sept. 11, 2015)
Lost to a non-conference opponent in four sets at home.....	vs. New Orleans (Sept. 13, 2008)
Lost to a non-conference opponent in four sets on the road.....	at Abilene Christian (Sept. 10, 2013)
Lost to a non-conference opponent in four sets at neural site.....	vs. Maryland (Sept. 11, 2015)
Lost to a Big 12 opponent in four sets.....	vs. Baylor (Nov. 2, 2016)
Lost to a Big 12 opponent in four sets at home.....	vs. Baylor (Nov. 2, 2016)
Lost to a Big 12 opponent in four sets on the road.....	at TCU (Sept. 21, 2016)
Lost to an opponent in five sets.....	at West Virginia (Oct. 29, 2016)
Lost to a non-conference opponent in five sets.....	vs. Colorado (Aug. 26, 2016)
Lost to a non-conference opponent in five sets at home.....	vs. TCU (Sept. 12, 2008)
Lost to a non-conference opponent in five sets on the road.....	at Incarnate Word (Sept. 17, 2013)
Lost to a non-conference opponent in five sets at neural site.....	vs. Colorado (Aug. 26, 2016)
Lost to a Big 12 opponent in five sets.....	at West Virginia (Oct. 29, 2016)
Lost to a Big 12 opponent in five sets at home.....	vs. #2 Texas (Oct. 21, 2016)
Lost to a Big 12 opponent in five sets on the road.....	at West Virginia (Oct. 29, 2014)
Defeated a ranked opponent.....	vs. #20 Kansas State (Nov. 17, 2012)
Defeated a ranked opponent at home.....	vs. #20 Kansas State (Nov. 17, 2012)
Defeated a ranked opponent on the road.....	at #24 Kansas State, 3-2 (Nov. 20, 2004)
Defeated a ranked opponent at a neutral site.....	Never in Big 12 era
Lost to a ranked opponent.....	vs. #6 Kansas (Oct. 26, 2016)
Lost to a ranked opponent at home.....	vs. #6 Kansas (Oct. 26, 2016)
Lost to a ranked opponent on the road.....	at #6 Kansas (Oct. 8, 2016)
Lost to a ranked opponent at a neutral site.....	vs. #10 Illinois (Aug. 29, 2009)
Defeated an opponent after trailing 1-0.....	vs. Oklahoma (Sept. 23, 2015)
Defeated an opponent after trailing 2-0.....	at North Dakota State (Sept. 2, 2016)
Defeated an opponent after trailing 1-2.....	vs. Oklahoma (Sept. 23, 2015)
Lost to an opponent after leading 1-0.....	at West Virginia (Oct. 29, 2016)
Lost to an opponent after leading 2-0.....	at #22 Kansas State (Nov. 1, 2014)
Lost to an opponent after leading 2-1.....	at West Virginia (Oct. 29, 2016)
Had a 20-kill performance.....	20, Meghan Stacy, vs. Iowa State (Nov. 21, 2015)
Had a 30-kill performance.....	33, Kelly Johnson vs. Kansas State (Nov. 20, 2004)
Had a 30-dig performance.....	33, Reyn Akiu vs. Baylor (Nov. 2, 2016)
Had a 60-assist performance.....	61, Marguerite Grubb vs. Air Force (Sept. 20, 2014)
Had a player hit .500 or better (minimum 10 kills).....	.577, Lauren Douglass vs. UTEP (Sep 5, 2016)
Had a player go for at least 20 kills and 10 digs.....	25 and 10, Jenna Allen, at #22 Kansas State (Nov. 1, 2014)
Had at least four players register double-digit kills.....	at West Virginia (Oct. 29, 2016)
Had at least four players register double-digit digs.....	vs. Houston (Aug. 29, 2015)
Hit .300 as a team.....	.300, vs Oral Roberts (Sep. 10, 2016)
Held an opponent to .050 or worse.....	.039, vs. Stephen F. Austin (Sept. 9, 2016)

TOP 10 HOME VOLLEYBALL CROWDS				TOP 10 CROWDS AT THE UNITED SUPERMARKETS ARENA			
RANK	OPPONENT	DATE	ATTENDANCE	RANK	OPPONENT	DATE	ATTENDANCE
1.	Iowa State	Nov. 27, 2002	5,507*	1.	Iowa State	Nov. 27, 2002	5,507
2.	Georgia	Dec. 7, 1991	2,511	2.	Texas	Oct. 12, 2002	2,060
3.	Texas	Oct. 12, 2002	2,060*	3.	Nebraska	Oct. 14, 2000	1,731
4.	Baylor	Nov. 9, 1991	1,892	4.	Texas	Nov. 5, 2014	1,566
5.	Nebraska	Oct. 14, 2000	1,731*	5.	Nebraska	Sept. 15, 2007	1,468
6.	Texas	Oct. 24, 1992	1,712	6.	Texas	Nov. 8, 2011	1,413
7.	Texas	Nov. 5, 2014	1,566*	7.	Texas	Oct. 6, 2004	1,292
8.	Missouri	Sept. 27, 1996	1,535	8.	Northeastern	Sept. 11, 2010	1,262
9.	Texas	Sept. 29, 1991	1,528	9.	Missouri	Sept. 15, 2010	1,248
10.	Nebraska	Sept. 15, 2007	1,468*	10.	Texas	Oct. 21, 2016	1,223

* - Denotes Matches Played At The United Supermarkets Arena



2016 NUMERICAL ROSTER

NO.	NAME	HT.	POS.	CLASS-EX.	HOMETOWN/LAST SCHOOL
1	Victoria Hinneburg	6-4	RS	r-2L	Leipzig, Germany (Sportgymnasium Dresden)
2	Kylie Rittimann	5-10	DS	Fr-HS	San Antonio, Texas (Johnson H.S.)
3	Kyndal Cowan	5-10	SET	So-TR	Midland, Texas (Midland H.S.)
4	Marguerite Grubb	5-11	SET	Sr-3L	Bellaire, Texas (Bellaire H.S.)
5	Lauren Douglass	6-2	MB	RSSr-3L	Flower Mound, Texas (Ole Miss)
6	Sarah Redding	6-3	RS	So-1L	Friendswood, Texas (Friendswood H.S.)
7	Tita Akiu	5-7	LIB	So-1L	Honolulu, Hawaii (Kamehameha Schools)
8	Sophia Canales	5-9	SET	Fr-HS	San Antonio, Texas (Alamo Heights H.S.)
9	Ashley Morgan	5-8	DS	Jr-2L	Plano, Texas (Prestonwood Christian)
10	Eighmy Dobbins	5-10	DS	Fr-HS	Argyle, Texas (Argyle H.S.)
11	Alyssa Ybanez	5-11	OH	Jr-2L	Rancho Cucamonga, Calif. (Rim of the World)
12	Katy Keenan	6-4	MB	So-1L	Argyle, Texas (Argyle H.S.)
13	Audrey Fragniere	5-9	OH	Jr-2L	Neuchatel, Switzerland/Lyce Jean Plaget
14	Ally Standard	6-4	MB	So-TR	San Angelo, Texas (Central H.S.)
15	Courtney Ensich	6-0	RS	Jr-2L	Southlake, Texas (Carroll H.S.)
16	Toni McDougald	5-11	OH	Fr-HS	Centennial, Colo. (Cherry Creek H.S.)
17	Maggie Sagers	5-9	DS/LIB	Fr-HS	Plano, Texas (Plano Senior H.S.)
18	Chandler Atwood	6-0	OH/RS	Fr-HS	Allen, Texas (Allen H.S.)
23	Michelle Irvin	6-1	OH	So-HS	Austin, Texas (Westlake H.S.)
24	Taylor Martinez	6-1	MB	Fr-HS	San Antonio, Texas (Winston Churchill H.S.)
26	Katelyn Bryant	5-4	DS	So-1L	McKinney, Texas (McKinney Boyd H.S.)
27	Taylor Haskins	6-0	OH	Jr-1L	Kennesaw, Ga. (Harrison H.S.)
33	Hannah Henriksen	6-3	OH	So-TR	Bakersfield, Calif. (Frontier H.S.)

2016 ALPHABETICAL ROSTER

NO.	NAME	POS.
7	Tita Akiu	LIB
18	Chandler Atwood	OH
26	Katelyn Bryant	LIB
8	Sophia Canales	SET
3	Kyndal Cowan	SET
10	Eighmy Dobbins	DS
5	Lauren Douglass	MB
15	Courtney Ensich	RS
13	Audrey Fragniere	OH
4	Marguerite Grubb	SET
27	Taylor Haskins	OH
33	Hannah Henriksen	OH
1	Victoria Hinneburg	RS
23	Michelle Irvin	OH
12	Katy Keenan	MB
24	Taylor Martinez	MB
16	Toni McDougald	OH
9	Ashley Morgan	DS
6	Sarah Redding	OH
2	Kylie Rittimann	DS
17	Maggie Sagers	DS
14	Ally Standard	MB
11	Alyssa Ybanez	OH

COACHING STAFF

Head Coach: Tony Graystone (1st Season)**Assistant Coach/Recruiting Coordinator:** Morgan Thomas (1st Season)**Assistant Coach:** Brandy Huskey (1st Season)**Director of Operations:** Alyce Peters (2nd Season)

ROSTER BREAKDOWN

BY POSITION

Setter	3
_____ Canales, Cowan, Grubb	
Outside Hitter	8
_____ Atwood, Fragniere, Haskins, Henriksen,	
_____ Irvin, McDougald, Redding, Ybanez	
Opposite/Right Side	2
_____ Ensich, Hinneburg	
Middle Blocker	4
_____ Douglass, Keenan, Martinez, Standard	
Defensive Specialist/Libero	6
_____ Akiu, Bryant, Dobbins,	
_____ Morgan, Rittimann, Sagers	

BY CLASSIFICATION

Seniors	2
_____ Douglass, Grubb	
Juniors	6
_____ Ensich, Fragniere, Henriksen	
_____ Hinneburg, Morgan, Ybanez	
Sophomores	8
_____ Akiu, Bryant, Cowan, Haskins,	
_____ Irvin, Keenan, Redding, Standard	
Freshmen	7
_____ Atwood, Canales, Dobbins,	
_____ Martinez, McDougald, Rittimann, Sagers	

BY HOME STATE/COUNTRY

California	2
_____ Henriksen, Ybanez	
Colorado	1
_____ McDougald	
Georgia	1
_____ Haskins	
Germany	1
_____ Hinneburg	
Hawaii	1
_____ Akiu	
Switzerland	1
_____ Fragniere	
Texas	16
_____ Atwood, Bryant, Canales, Cowan,	
_____ Dobbins, Douglass, Ensich, Grubb,	
_____ Irvin, Keenan, Martinez, Morgan,	
_____ Redding, Rittimann, Sagers, Standard	

PRONUNCIATION GUIDE

Tita Akiu	Tee-Tah
	Ah-Q
Eighmy Dobbins	Amy
Courtney Ensich	Inch
Victoria Hinneburg	Hinnen-borg
Audrey Fragniere	Frog-knee-air



1

Victoria Hinneburg
6-4 • RS • JR-2L
Leipzig, Germany



2

Kylie Rittmann
5-10 • DS • FR-HS
San Antonio, Texas



3

Kyndal Cowan
5-10 • SET • SO-TR
Midland, Texas



4

Marguerite Grubb
5-11 • SET • SR-3L
Bellaire, Texas




5

Lauren Douglass
6-2 • MB • SR-3L
Flower Mound, Texas



6

Sarah Redding
6-3 • RS • SO-1L
Friendswood, Texas



7

Tita Akiu
5-7 • LIB • SO-1L
Honolulu, Hawaii



8

Sophia Canales
5-9 • SET • FR-HS
San Antonio, Texas



9

Ashley Morgan
5-8 • DS • JR/2L
Plano, Texas



10

Eighthmy Dobbins
5-10 • DS • FR-HS
Argyle, Texas



11

Alyssa Ybanez
5-11 • OH • JR-2L
Rancho Cucamonga, Calif.



12

Katy Keenan
6-4 • MB • SO-1L
Argyle, Texas



13

Audrey Fragniere
5-9 • OH • JR-2L
Neuchatel, Switzerland



14

Ally Standard
6-4 • MB • SO-TR
San Angelo, Texas



15

Courtney Ensich
6-0 • RS • JR-2L
Southlake, Texas



16

Toni McDougald
5-11 • OH • FR-HS
Centennial, Colo.



17

Maggie Sagers
5-9 • DS/LIB • FR-HS
Plano, Texas




18

Chandler Atwood
6-0 • OH/RS • FR-HS
Allen, Texas



23

Michelle Irvin
6-1 • OH • SO-TR
Austin, Texas



24

Taylor Martinez
6-1 • MB • FR-HS
San Antonio, Texas



26

Katelyn Bryant
5-4 • DS • SO-1L
McKinney, Texas



27

Taylor Haskins
6-0 • OH • JR-1L
Kennesaw, Ga.



33

Hannah Henriksen
6-3 • OH • SO-TR
Bakersfield, Calif.



Tony Graystone
Head Coach
1st Season



Morgan Thomas
Asst. Coach/Recruiting
1st Season



Brandy Huskey
Assistant Coach
1st Season



Alyce Peters
Director of Operations
2nd Season