

BAYLOR

GAME NOTES

Follow **Baylor Football** on Twitter, Instagram and Snapchat: **@BUFootball**

GAME 11



BAYLOR (6-4, 3-4) vs. TEXAS TECH (4-7, 2-6)

Nov. 25, 2016 • 5 p.m. CT • TV: ESPN • Radio: ESPN Central Texas

Arlington, Texas • AT&T Stadium (80,000)

MEDIA INFORMATION

TV: ESPN

Talent: Clay Matvick (pxp), Dusty Dvoracek (analyst)

Local Radio: Baylor-IMG College / ESPN Central Texas

Talent: John Morris (pxp), J.J. Joe (analyst),
Ricky Thompson (sideline)

Satellite Radio: Sirius/XM 145/200

Live Stats/In-Game Home: BaylorBears.com

Twitter: @BUFootball | #SicTech

Baylor 6-4, 3-4 Big 12 (10-3, 6-3 Big 12 in 2015)

Ranking NR — AP, NR — Coaches, NR — CFP

Last Game Nov. 19, 2016
lost vs. Kansas State, 42-21

Acting Head Coach Jim Grobe (Virginia, 1975)

Career Record 116-119-1 (20th season)

BU Record 6-4 (1st season)

vs. TTU 0-0

Texas Tech 4-7, 2-6 Big 12 (7-6, 4-5 Big 12 in 2015)

Ranking NR — AP, NR — Coaches, NR — CFP

Last Game Nov. 5, 2016
lost at Iowa State, 66-10

Head Coach Kliff Kingsbury (Texas Tech, 2001)

Career Record 23-26 (4th season)

TTU Record 23-26 (4th season)

vs. BU 0-3

Baylor Coaching Staff

On the Field

Jim Grobe	Acting Head Coach
Kendal Briles	Offensive Coordinator
Phil Bennett	Defensive Coordinator
Randy Clements	Running Game Coordinator
Chris Achuff	Defensive Line
Carlton Buckels	Cornerbacks
Jim Gush	Linebackers
Tate Wallis	Receivers

In the Press Box

Cris Dishman	Safeties
Jeff Lebby	Running Backs

Baylor Athletic Communications

HEATH NIELSEN Associate AD / Communications
254-710-2743 • 254-709-4237 • Heath_Nielsen@baylor.edu













SEAN DOERRE Assistant Director
254-710-3638 • 254-640-4613 • Sean_Doerre@baylor.edu

ZACH PETERS Assistant Director
254-710-3784 • 254-749-0712 • Zach_Peters@baylor.edu

STORY LINES

- Baylor looks to snap a 4-game losing streak when facing Texas Tech Friday in the 8th-annual Texas Farm Bureau Insurance Shootout on ESPN at 5 p.m.
- Baylor and Texas Tech are meeting for the 75th time. BU leads the all-time series 37-36-1.
- BU has won the last 5 meetings in the series to hold a 5-2 edge in 7 games of the neutral site series.
- Baylor will be trying to win 6 straight vs. TTU for first time since 1947-60 (11 in a row).
- The Bears have won 7 of their last 9 neutral site contests, but are just 2-2 away from Waco in 2016.
- Baylor has an all-time record of 48-50-5 in DFW, but has won 7 of its last 9 games played there.
- The Bears are 5-2 all-time at AT&T Stadium, scoring an average of 49.4 points in those 7 games.
- True freshman QB Zach Smith will be making his 2nd-career start for injured senior QB Seth Russell. Smith threw for 258 yds (27-of-45) with 3 TDs and 3 INTs in his 1st career start vs. K-State.
- BU has won 19 of its last 26 played outside of Waco, including 10 of its last 14 Big 12 away contests.
- Baylor is 21-7 vs. in-state schools over last 5+ seasons and has won 14 of last 18 vs. Texas foes.
- The Bears have won 32 of last 39 played in Texas & are 43-10 in the state over last 5+ seasons.
- BU is not receiving votes in the AP Top 25 or Amway Coaches Poll for 1st time since Nov. 18, 2012.
- Baylor has lost 4 games in a row for the first time since losing 4 consecutively in 2012. BU has not suffered a 5-game losing streak since 2007 when the Bears suffered 8-straight losses to end the year.
- BU has #AmericasTopOffense, which has led the NCAA in total and scoring offense for past 3 years.
- The Bears have the Big 12's best rushing attack (255.0), which ranks 11th nationally.
- BU is 20th in FBS in team pass efficiency defense (113.74), while ranking 6th in team TFLs (8.1).
- Averaging 520.6 yards of offense in 2016, BU is ranked 3rd in Big 12 and 6th nationally.
- Giving up just 412.5 ypg, the Bears are 2nd in Big 12 and rank 70th nationally in total defense.
- The Bears are 4th in conference and 28th in FBS in scoring offense, averaging 36.3 ppg.
- Baylor is 4th in the Big 12 and 69th nationally in scoring defense, giving up just 28.7 ppg.
- BU also ranks 33rd nationally and 2nd in the Big 12 by allowing only 5.10 TFLs per contest.

2016 SCHEDULE

	Sept. 2	NORTHWESTERN STATE vs. 23/21 BAYLOR	FSN	W, 55-7
		Baylor raced out to a 48-0 halftime lead, behind 4 TD passes from Seth Russell in his first game back from injury.		
	Sept. 10	SMU vs. 23/19 BAYLOR	FS1	W, 40-13
		Despite a 6-6 score at half, the Bears forced 4 turnovers to take control and close game on a 40-7 run.		
	Sept. 16	21/19 Baylor at Rice	ESPN	W, 38-10
		BU scored 38 of the final 45 pts as KD Cannon had 9 grabs for 213 yds. & Shock Linwood set BU's career rushing record.		
	Sept. 24	RV/RV OKLAHOMA STATE vs. 16/15 BAYLOR	FOX	W, 35-24
		BU scored on opening drive, before 95-minute lightning delay, used 4 OSU turnovers to seal opening conference win.		
	Oct. 1	13/13 Baylor at Iowa State	FS1	W, 45-42
		Chris Callahan's 19-yard FG as time expired gave BU its only lead of the game as ISU led 42-28 at start of 4th quarter.		
	Oct. 15	KANSAS vs. 11/8 BAYLOR (Homecoming)	FS1	W, 49-7
		Baylor stayed perfect against KU in Waco and won its 7th-straight Homecoming game as defense forced 5 turnovers.		
	Oct. 29	8/6 Baylor at Texas	ABC	L, 34-35
		Despite holding a 34-26 lead with 8:54 left in 4Q, BU lost a 2nd-straight game to Texas, while rushing for 398 yards.		
	Nov. 5	TCU vs. 13/13/17 BAYLOR	FOX	L, 22-62
		The Bears fell behind 38-14 at the half and never recovered, giving up 688 yards of offense and 431 rushing yards.		
	Nov. 12	25/25/NR Baylor at 9/9/11 Oklahoma	ABC/ESPN2	L, 24-45
		The Bears were held scoreless for the first 22 minutes and then lost QB Seth Russell to injury in the second half.		
	Nov. 19	KANSAS STATE vs. NR/RV/NR BAYLOR	ESPN2	L, 21-42
		BU was outscored 35-7 in the 2nd half and had 4 turnovers in the game to lose 4-straight for the first time since 2012.		
	Nov. 25	Baylor vs. Texas Tech (Texas Farm Bureau Insurance Shootout)	ESPN	5 p.m.
		Arlington, Texas / AT&T Stadium (80,000) / BU leads 37-36-1		
	Dec. 3	Baylor at West Virginia	FS1	2:30 p.m.
		Morgantown, W. Va. / Milan Puskar Stadium (60,000) / Series tied 2-2		



JIM GROBE

HEAD COACH, FIRST SEASON

THE GROBE FILE

PERSONAL

Born: Feb. 17, 1952

Family: wife Holly; sons Matt and Ben (Nicole); grandchildren Mackenzie, Cameron and Lucas.

EDUCATION

Ferrum Junior College (1972, Associate of Science)

University of Virginia (1975, B.S. in Education)

University of Virginia (1978, M.Ed. in Guidance and Counseling)

PLAYING EXPERIENCE

Ferrum Junior College, 1971-71 (linebacker)

University of Virginia, 1973-74 (guard [73], linebacker [74])

COACHING EXPERIENCE

1976-77 Liberty HS (Bedford, Va.), head coach

1978 Emory & Henry, assistant coach (offensive line)

1979-83 Marshall, assistant coach (LBs/defensive coord.)

1984-1994 Air Force, assistant coach (LBs/recruiting coord.)

1995-2000 Ohio, head coach

2001-2013 Wake Forest, head coach

2016- Baylor, acting head coach

THE GROBE WORKSHEET

YEAR	SCHOOL	OVERALL RECORD	CONFERENCE RECORD, FINISH
1995	Ohio U.	2-8-1	1-6-1, 9th (MAC)
1996	Ohio U.	6-6	5-3, 4th (MAC)
1997	Ohio U.	8-3	6-2, t2nd (MAC East)
1998	Ohio U.	5-6	5-3, t3rd (MAC East)
1999	Ohio U.	5-6	5-3, t3rd (MAC East)
2000	Ohio U.	7-4	5-3, t3rd (MAC East)
2001	Wake Forest	6-5	3-5, 7th (ACC)
2002	Wake Forest	7-6	3-5, 7th (ACC)
2003	Wake Forest	5-7	3-5, 7th (ACC)
2004	Wake Forest	4-7	1-7, t10th (ACC)
2005	Wake Forest	4-7	3-5, t4th (ACC Atlantic)
2006	Wake Forest	11-3	6-2, 1st (ACC Atlantic)
2007	Wake Forest	9-4	5-3, t2nd (ACC Atlantic)
2008	Wake Forest	8-5	4-4, t3rd (ACC Atlantic)
2009	Wake Forest	5-7	3-5, 4th (ACC Atlantic)
2010	Wake Forest	3-9	1-7, 6th (ACC Atlantic)
2011	Wake Forest	6-7	5-3, t2nd (ACC Atlantic)
2012	Wake Forest	5-7	3-5, 4th (ACC Atlantic)
2013	Wake Forest	4-8	2-6, 6th (ACC Atlantic)
2016	Baylor	6-4	3-4
TOTALS	20 seasons	116-119-1	72-86-1
	Ohio	6 seasons	33-33-1
	WF	13 seasons	77-82-0
	BU	1 season	6-4

QUICK NOTES

- Baylor is playing its 114th season of football and 1st under acting head coach Jim Grobe.
- Baylor won at least 10 games for a 3rd-straight season, earned a program-high ranking of No. 2 and was 2015 Russell Athletic Bowl champions last season.
- Baylor returns 41 lettermen and 11 starters (4 o; 5 d; 2 st) from the 2015 squad.
- 2016 marks a new era as acting head coach Jim Grobe takes the reins of the Baylor football program. Grobe's four decades on the sidelines include 20 seasons and 116 career wins as a head coach at Ohio, Wake Forest and Baylor.
- Grobe was the 1st BU coach to start his career 6-0, previous best was 4-0 by Sam Boyd (1956) & Bob Woodruff (1947).
- Including walk-ons, Baylor has played a total of 33 freshmen in 2016, 19 redshirt freshmen & 14 true freshmen.

OVERALL SUCCESS:

- Baylor opened the season 6-0 for the fourth-straight season, the only FBS team to do so.
- Baylor has won 56 games over the past 5-plus years (best in Big 12), as well as 2 Big 12 titles and 3 bowl games.
- In last 53 games BU has just 11 losses, 6 to top 15-ranked teams (and 7 away from home).
- Baylor is now bowl-eligible for a 7th-straight year for the 1st time in school history.
- Baylor has won 19-consecutive regular-season non-conference games, dating back to 2010.

#AMERICASTOPOFFENSE SUCCESS:

- While not putting up the record-breaking numbers of the past 3 years, Baylor's offense has still been potent.
- BU was held under 400 yards of offense for the first time in 2016 (368) and 4 turnovers didn't help vs. Kansas State.
- Baylor rolled up 504 yards of offense against Oklahoma, but 3 turnovers proved costly.
- The Bears had their lowest rushing output of the season against TCU (133), but still managed 415 yards of total offense.
- BU produced 398 rushing yards against Texas, which were 10th-most in a game in program history.
- Against Kansas, the Bears raced out to a 49-0 lead thanks in part to 246 rushing yards in the game.
- The Bears ground attack was unleashed vs. Iowa State as BU had 469 yards, 5th-most in a game in program history.
- Baylor used its quick-strike, big play ability to beat Oklahoma St. with 4 TD drives of under 2 min. & 8 plays of 25+ yards.
- BU scored 38 points in the final 3 quarters vs. Rice as KD Cannon (9 catches for 213 yds.) starred.
- The Bears didn't start fast against SMU (3 pts. on first 6 drives), but scored on 5 of their next 8 possessions.
- In less than a half against Northwestern State, Baylor's first team offense racked up 340 yards of offense and scored on all seven of its possessions (5 TDs, 2 FGs).
- Baylor is 2nd team in FBS history to lead nation in scoring (48.1 ppg in 2015) in 3 straight seasons (1979-81 BYU).
- #AmericasTopOffense in 2015: No. 1 nationally in Scoring (48.1) and Total Offense (616.2), 2nd in Rushing (326.7), 3rd in Pass Efficiency (170.8) and First Downs (29.5).

DEFENSIVE SUCCESS:

- For 2016, the Bears switched to a 3-4 defense and it had much success in the first eight games, before playing more of a four down lineman look against Oklahoma and Kansas State.
- BU has been especially good against the pass, ranking 20th in team pass efficiency defense (113.74), while giving up just 199.0 yards per game through the air, which ranks 1st in the league and 33rd in the nation.
- On the season, the Bears have 19 takeaways, which ranks 3rd in the Big 12 and 39th nationally.
- Baylor is averaging 4.90 3-and-outs per game in 2016, which is tied 10th-most in the FBS.
- The Bears held Kansas State to only 7 points in the first half, but then surrendered 35 in the 2nd half.
- At OU, BU gave up 500+ yards of offense for the 3rd straight game, after previously allowing no team to do that in 2016.
- After giving up 14 early points, Baylor's defense held Texas to just 19 points the rest of the way.
- To beat Kansas, the Bears forced five turnovers and held the Jayhawks to 217 yards of total offense.
- BU once again rose to the occasion at Iowa State, holding the Cyclones scoreless and only 7 yards in the 4th quarter.
- Against OSU, the Bears held Mason Rudolph 60 yards below his passing ypg coming into the game (279/339.0).
- The Bears limited Rice to only 31 yards passing, the fewest by a Baylor FBS opponent since holding Arkansas to 28 yards on Nov. 10, 1990 (BU won 34-3).
- While the offense struggled early against SMU, the defense kept the game close, forcing 4 turnovers.
- Safety Orion Stewart was named the Big 12 Defensive Player of the Week with 8 tackles and 2 INTs vs. SMU.
- Despite not forcing a turnover against Northwestern State, Baylor's defense allowed only 78 yards of offense to the Demons. For the game, Baylor forced 13 punts and 11 3-and-outs.
- Phil Bennett's defense has forced at least one turnover in 34 of its last 39 games and 65 of 75 games (90 INTs, 64 FR).
- Baylor's D has forced multiple turnovers in 47 of 75 games (with 39-8 record).
- Baylor forced at least 2 turnovers in 9 of 13 games of 2015 and has done so in 5 of 10 games in 2016.

RUSHING SUCCESS:

- For 10 games, the Bears are averaging 255.0 yards on the ground, which is tops in the Big 12 and 11th in the nation.
- BU's ground attack has been spread between 3 RBs (Shock Linwood, Terence Williams, JaMycal Hasty) and QB Seth Russell. Baylor is the only FBS team with 4 players averaging 48.0 or more rushing yards per game.
- Senior RB Shock Linwood (4,166 yds.) became BU's career rushing leader vs. Rice breaking Walter Abercrombie's record of 3,665. Against KU, he set the BU career mark for rushing TDs (36).
- Linwood is the 7th player in Big 12 Conference history to reach 4,000 career rushing yards.
- Baylor led all Power Five schools in rushing in 2015: 326.7 yards per game.
- Baylor's backfield has produced six 1,000-yard rushers in the last five seasons.

O-LINE EXCELLENCE:

- Baylor ranks 3rd in Big 12 and 53rd in FBS giving up only 1.90 sacks per game.
- BU also ranks 43rd nationally and 2nd in the Big 12 by allowing only 5.10 TFLs per contest.
- Despite 4 first-time starters, the wall is protecting BU's QBs and helping BU lead the Big 12 in rushing.
- Baylor's 2015 o-line led the Big 12 and ranked 15th nationally by giving up just 15 sacks in 13 games (1.15 per game).
- Baylor has accounted for 4 straight Big 12 Offensive Linemen of the Year (Spencer Drango 2015 & 2014[co], Cyril Richardson 2013 & 2012).
- BU has had at least one All-American o-lineman in seven of the last eight years.

#WIDERECEIVERU SUCCESS:

- Baylor has had 14 different players catch a pass in 2016, but is led by KD Cannon (catch in all 35 career games), who has 56 catches for 773 yards and 8 TDs.
- Since 2009 BU's receiving corps has totaled: 6 NFL Draftees, 1 Biletnikoff Award winner, 5 All-Americans, 17 All-Big 12 honors and 6 1,000-yard seasons.

SPECIAL TEAMS IMPROVEMENT:

- Acting head coach Jim Grobe has stressed special teams throughout his tenure and the work has paid off.
- The Bears are 4th in the Big 12, allowing only 19.89 yards per kickoff return, after ranking 7th a year ago (23.05).
- Baylor is 2nd in the Big 12 & is 4th in FBS, giving up 1.83 yards on punt returns, after being 3rd & 12th last year (2.00).
- Meanwhile, BU ranks 5th in Big 12 and 30th nationally with 10.59 yds per punt return, after 9th and 113th in 2015 (4.27).

RANKINGS SUCCESS:

- Baylor fell out the AP Top 25 on Nov. 13 after being ranked in 60 straight AP Polls, which was the nation's 4th-longest.
- Baylor has won 7 games over AP/Coaches/BCS/CFP top 10 teams since 2011.
- Baylor is 8-1 vs. AP Top 25 opponents at home over last 5 seasons.
- Baylor and Alabama are the only teams to beat at least 1 Top 10 team in each of last 5 years.
- BU is 12-10 overall vs. AP Top 25 teams since 2011.

HOME SUCCESS:

- In home games, Baylor is 37-7 over the last 6-plus seasons.
- Baylor is 14-4 in the \$266 million McLane Stadium, with an average scoring margin of +20.6 points.
- Baylor is averaging 46.6 points per game and 575.1 yards per game in 2+ years at the riverfront stadium.

ROAD SUCCESS: BU has won 19 of last 26 games played outside of Waco.

NEUTRAL SUCCESS: BU has won 7 of last 9 neutral-site games.

CONFERENCE SUCCESS:

- Baylor boasts the most wins (56) and conference titles (2, tied) in the Big 12 Conference over the last five-plus years.
- BU's three-year overall record of 38-11 is 2nd-best among Big 12 schools, while its league mark also ranks second at 25-9.

IN-STATE SUCCESS:

- BU has won 32 of its last 39 games played in Texas and is 43-10 in the state over last 5-plus years.
- Baylor is 21-7 vs. in-state schools over last 5-plus seasons and has won 14 of last 18 vs. Texas foes.

LATE-SEASON SUCCESS: BU has compiled 23 wins (23-8) in Nov. & Dec. since 2011 (7-1 in Dec.).

NFL DRAFT SUCCESS:

- Baylor had 6 players selected in the 2016 NFL Draft, 7th-most among NCAA schools and most in Big 12 or Texas.
- Baylor's 22 NFL Draft picks over the last 6 years tops all Texas schools.
- BU's 5 first-round NFL Draft picks over last 6 years is the Big 12's most.

MORE ON #AMERICASTOPOFFENSE

- Baylor led all FBS teams in TD drives of 2 min. or less in each of the last 2 seasons - 49 a year ago & 41 in 2014. The Bears have 26 such drives in the first 10 games of 2016.
- Baylor has scored 20+ points in the first half in 27 of 36 games since start of the 2014 season.
- Baylor has topped 400 yards of offense 70 times in the 75 games since 2011 — that is 2nd in the nation (Oregon, 72).
- Baylor has scored 30+ points in 58 of its last 68 contests.
- Baylor has had a 1,000-yard rusher in 6 straight seasons (Jay Finley-2010; Terrance Ganaway-2011; Lache Seastrunck-2012, 2013; Shock Linwood-2014, 2015; Johnny Jefferson-2015).
- Baylor is 49-4 over the last 6 seasons when leading at halftime and has led at the half in 21 of its last 28 games.

OFFENSIVE STANDOUTS

- Senior RB Shock Linwood is a Maxwell, Doak Walker, Earl Campbell Tyler Rose, Senior Bowl and Rotary Lombardi watch list member. He is a veteran with 46 games played (third-most on squad) and 29 career starts (third-most on team). The Linden, Texas, native became BU's all-time leading rusher in win over Rice and now has 4,166 yards, which is fifth-most among active FBS players. He is just the 7th Big 12 rusher with 4,000 yards.
- Senior C Kyle Fuller has garnered a place on the Rimington Trophy, Outland Trophy, Senior Bowl and Rotary Lombardi watch lists in 2016. He has played 49 career games (most on team) and started 36 (most on squad). The Wylie, Texas, product is a three-year starter and helps anchor a young o-line that has allowed only 19 sacks in the first 10 games.
- Junior WR KD Cannon is on watch lists for the Biletnikoff and Tyler Rose awards. He is the most experienced receiver on the squad and ranks third all-time on school's lists for career yards-per-game (76.31), fifth in TDs (22) and yards (2,671) and eighth in yards-per-reception (16.29). The Mount Pleasant, Texas, product has a 35-game reception streak (every game of career), but missed the ISU game with a groin injury.

DEFENSIVE STARS

- DE K.J. Smith is a fourth-year junior lineman. He is a technically sound veteran with 22 career starts and 36 games played on a young defensive line. He has played in every game over the past two seasons, including eight starts in 2014 as a redshirt freshman. He has 52 tackles, 5.5 sacks and 8.0 TFLs in the first 10 games.
- Junior LB Travon Blanchard suffered a knee injury during fall camp and missed the first two games of the year. He started all 13 games a year ago earning honorable mention All-Big 12 honors from the league's coaches. The Orange, Texas, native is a quick, rangy, playmaker at hybrid linebacker/safety spot. He has made his presence known since his return with 52 tackles (34 solo), 1.5 sacks, 8.0 TFLs and 5 PBU. He was named a Jim Thorpe Award semifinalist on Oct. 24.
- Junior LB Taylor Young has been recognized on watch lists for the Bednarik, Butkus and Rotary Lombardi awards this fall. He is a returning All-Big 12 linebacker and starting WLB in 12 of 13 games in 2015. The DeSoto, Texas, product is a powerful, compact, leader with 28 starts and 33 games played. He was the 2014 Big 12 Defensive Newcomer of the Year. Young had 61 tackles, 4.5 sacks and 9.0 TFLs in first 8 games, but missed the OU and KSU games with a knee injury.
- DB Ryan Reid was recently selected to the Senior Bowl watch list. He is a fifth-year senior cornerback. The Dallas, Texas, native is a veteran with 32 career starts (third-most on team) and 41 career games played (sixth on squad).

RECORD BREAKDOWN

Current Streak	Lost 4
Current Home Streak	Lost 2
Current Away Streak	Lost 2
Last Win	49-7 vs. Kansas (10/15/16)
Last Home Win	49-7 vs. Kansas (10/15/16)
Last Away Win	45-42 at Iowa State (10/1/16)
Last Loss	42-21 vs. Kansas State (11/19/16)
Last Home Loss	42-21 vs. Kansas State (11/19/16)
Last Away Loss	45-24 at No. 9 Oklahoma (11/12/16)

GROBE ERA

Home	4-2
Road	2-2
Neutral	0-0
Natural Grass	1-1
Artificial Turf	5-3
Day Games	3-4
Night Games	3-0
Televised Games	6-4
vs. AP Ranked Opponents	0-1
August	0-0
September	4-0
October	2-1
November	0-3
December	0-0
January	0-0
Leading at Halftime	4-1
Trailing at Halftime	1-3
Tied at Halftime	1-0
Scoring First	3-3
Opponent Scoring First	3-1
Score < 20 Points	0-0
Score 20+ Points	6-4
Score 30+ Points	6-1
Score 40+ Points	4-0
Opponent Scores < 20 Points	4-0
Opponent Scores 20+ Points	2-4
Opponent Scores 30+ Points	1-4
Opponent Scores 40+ Points	1-3
Gain < 20 First Downs	0-1
Gain 20+ First Downs	6-3
Opponent Gains < 20 First Downs	3-1
Opponent Gains 20+ First Downs	3-3
More Rushing Yards Than Opponent	5-1
Fewer Rushing Yards Than Opponent	1-3
Rush For < 100 Yards	0-0
Rush For 100+ Yards	6-4
Opponent Rushes For < 100 Yards	2-0
Opponent Rushes For 100+ Yards	4-4
More Passing Yards Than Opponent	5-2
Fewer Passing Yards Than Opponent	1-2
Pass For < 200 Yards	1-0
Pass For 200+ Yards	5-4
Opponent Passes For < 200 Yards	4-1
Opponent Passes For 200+ Yards	2-3
More Total Yards Than Opponent	6-1
Fewer Total Yards Than Opponent	0-3
Gain < 300 Total Yards	0-0
Gain 300+ Total Yards	6-4
Opponent Gains < 300 Total Yards	3-0
Opponent Gains 300+ Total Yards	3-4
Commit No Turnovers	1-0
Commit < 3 Turnovers	5-2
Commit 3 or + Turnovers	1-2
Force < 3 Turnovers	3-4
Force 3 or + Turnovers	3-0
Commit < 6 Penalties	0-0
Commit 6 or + Penalties	6-4
3rd Down % < 25	0-0
3rd Down % 25-49	4-3
3rd Down % 50+	2-1
Opponent 3rd Down % < 25	2-0
Opponent 3rd Down % 25-49	2-1
Opponent 3rd Down % 50+	2-3
Trail Time of Possession	4-3
Lead Time of Possession	2-1
Overtime Games	0-0

LAST GAME'S LEFTOVERS

Baylor suffered its fourth loss of the season vs. Kansas State on Nov. 19. Here are some of the note-worthy items from that game.

- Baylor had rushed for a touchdown in 38 consecutive games until today, the longest active streak among Power Five conference teams -- and had done so in 69 of its last 70 games (only exception was at Oklahoma State on Nov. 23, 2013).

- Baylor has lost 4 straight games for the first time since losing 4 straight in 2012.

- Baylor and Kansas State met for the 14th time as BU is now 6-8 in the all-time series, 4-4 in Waco and had won 5 of the last 6 and 6 of the last 8 in the series.

- Baylor honored 12 seniors prior to the game -- the group has compiled a 38-11 record, two Big 12 championships and four bowl berths.

- Baylor and Kansas State posted the 1st scoreless 1st quarter in a BU home game since Sept. 3, 2006 vs. TCU.

- Baylor is the 1st team to score points off a Kansas State turnover all season.

- QB Zach Smith made his 1st career start and set career highs with 27 completions, 45 attempts, 258 yards and 3 TDs while throwing his 1st 3 career INTs.

- RB Shock Linwood (124 yards) had his 16th career 100-yard rushing game and 2nd this season.

- WR KD Cannon (9 receptions) moved into 8th on Baylor's career receptions list with 164, passing Gerald McNeil (163).

- Cannon (91 receiving yards) moved into 5th on Baylor's career receiving yards list with 2,671, passing Gerald McNeil (2,651).

- Cannon has at least one reception in all 35 career games played, which leads all active Big 12 WRs and is tied for 14th in FBS.

- S Davion Hall had career highs in tackles (16) and solo stops (11) while forcing his 1st career fumble.

- LB Lenoy Jones Jr. had 1st career sack and set career highs with 2 TFLs, 6 tackles and 5 solo stops.

- NB Patrick Levels had a sack and his 4th fumble recovery of the season and 5th of his career.

- WR Pooh Stricklin had a 19-yard TD catch in the 4th quarter for his 2nd career TD catch.

- WR Blake Lynch had a 25-yard TD catch in the 2nd quarter for his 3rd career TD catch.

- WR Chris Platt had a 24-yard TD catch in the 2nd quarter for his 4th TD catch of the season and 5th of his career.

- LS 46 Ross Matiscik recovered his 1st career fumble

- LB Jones Jr. made his 1st career start.

BU TURNING DFW METROPLEX INTO BEAR COUNTRY

Baylor has won seven of its last nine games in the Dallas-Fort Worth Metroplex, including a win over TCU in 2013, five consecutive victories against Texas Tech at AT&T Stadium and a 2015 win at SMU. Saturday's match up will be BU's 104th game played in the Metroplex and BU has a record of 48-50-5 in DFW.

OFFENSE, DEFENSE SHARE BLAME IN FOUR-GAME SLIDE

After starting the season 6-0, Baylor's season has turned dramatically after four-straight losses. Both sides of the ball have not performed well as of late, leading to the first four-game skid since 2012. Below is a comparison of Baylor's offensive and defensive outputs during the six wins and four losses.

STREAKY BEARS

Category	Started 6-0	Since 0-4
Scoring Offense	43.7	25.2
Scoring Defense	17.2	46.0
Total Offense	549.2	477.8
Total Defense	320.3	550.8
Turnovers Gained	14	5
Turnovers Lost	8	10

BEAR DEFENSE IMPROVES AGAINST THE PASS

BU's switch to a 3-4 defense to start the 2016 had many benefits, including helping the Bears defend the pass. In an effort to stop the run over past two games, the Bears went back to a four down lineman look. In the first 10 games of 2016, the Baylor D is far and away better against air attacks than it was a season ago. [see comparison below]

DEFENSIVE PASS RANKINGS

Category	2015 Conf. (Nat.)	2016 Conf. (Nat.)
Passing Yards Allowed	4th (75th), 233.5	1st (33rd), 199.0
Team Pass Efficiency Defense	5th (76th), 131.43	1st (20th), 113.74
Passes Intercepted	5th (33rd), 14	4th (47th), 10
Team Sacks	7th (45th), 2.31	5th (40th), 2.40

CANNON BECOMING MODEL OF CONSISTENCY AS TOP TARGET

After the loss of 2015 Biletnikoff Award winner Corey Coleman to the NFL, junior KD Cannon was expected to become the offense's No. 1 target, but an injury heading into fall camp delayed the speedster's progression. Ten games into the season, Cannon has become the top WR target despite missing all of the Iowa State game with a groin injury.

- Only player in BU history with 3 career 200-yard receiving games (213 vs. Rice)
- Has caught pass in all 35 career games played
- Has caught TD in 6 of 10 games in 2016
- Ranks No. 2 in Big 12 and 21st in FBS with 6.2 catches per contest
- Ranks 4th in Big 12 and 26th in FBS with 85.9 yards receiving per game

GROBE MAKING SPECIAL TEAMS A PRIORITY

Acting head coach Jim Grobe has said from the beginning of his tenure that he would put his stamp on Baylor's special teams effort. Through 10 games of the season, Grobe's work has become evident as the Bears are outperforming their special teams output from a season ago. [see comparison below]

SPECIAL TEAMS RANKINGS

Category	2015 Conf. (Nat.)	2016 Conf. (Nat.)
Kickoff Return Defense	7th (98th), 23.05	4th (51st), 19.89
Net Punting	3rd (25th), 39.43	5th (28th), 39.45
Punt Returns	9th (113th), 4.27	5th (30th), 10.59
Punt Return Defense	3rd (12th), 3.50	2nd (4th), 1.83

BACKFIELD WAS FOUR-HEADED MONSTER

Through the first nine games of 2016, Baylor had displayed a balanced rushing attack with JaMycal Hasty, Shock Linwood, Seth Russell and Terence Williams all producing over 48.0 yards per game on the ground. However, Russell is out for the season with an ankle injury and both Hasty and Williams missed the Kansas State game with injuries. BU is still the only FBS team that has four rushers averaging 48.0 yard per game or more.

BEAR RUSHERS

Player	Attempts	Yards	TDs	Per Attempt	Per Game
Terence Williams	126	708	8	5.6	78.7
Shock Linwood	124	704	2	5.7	78.2
Seth Russell	94	506	8	5.4	56.5
JaMycal Hasty	83	434	2	5.2	48.2

TEXAS TECH SERIES HISTORY

Baylor and Texas Tech will meet for 75th time Saturday and the eighth time as part of the Texas Farm Bureau Insurance Shootout in the Dallas/Fort Worth Metroplex. The eighth installment of the neutral-site agreement will be held at AT&T Stadium, where the teams met in 2009 (20-13 Tech win), 2011 (66-42 Baylor win), 2012 (52-45 OT Baylor win) , 2013 (63-34 Baylor win), 2014 (48-46 Baylor win) and 2015 (63-35 Baylor win). Baylor leads the all-time series 37-36-1, but TTU holds a 15-5 edge against Baylor in the Big 12 era. However, the Bears have taken each of the last five contests. The Bears lead the series 5-2 when the series is held at a neutral site, after TTU won 45-38 at the Cotton Bowl in 2010.

RUSSELL SIDELINED FOR SEASON WITH INJURY AGAIN

For a second-straight year, senior quarterback Seth Russell has undergone season-ending surgery. Russell suffered a fractured left ankle in the third quarter of Baylor's loss at No. 9 Oklahoma on Nov. 12. The ankle injury comes just over a year after the Garland, Texas, product suffered a neck injury on Oct. 24, 2015, against Iowa State. In 2016, Russell had thrown for 2,126 yards and 20 touchdowns, while completing 54.7 percent of his passes (152-of-278) with eight interceptions. The senior had also racked up 506 rushing yards on 94 carries with eight scores. As a starter at Baylor, Russell owned a 14-3 record, throwing 54 TD passes and only 14 interceptions in those games. For his career, the veteran signal caller ranks second in school history in passing efficiency (159.36). He is also third in the BU record books with 60 career TD passes and seventh in passing yards (5,461).

BAYLOR HAVING HISTORIC RUN SINCE 2013

Baylor's three-plus year record of 38-11 overall and 25-9 in league-play is second-best among Big 12 schools. The Bears have also won two conference championships since 2013.

BIG 12 RECORDS, 2013-PRESENT

Oklahoma	39-11 (28-7) 1 title	West Virginia	27-21 (16-18)
Baylor	38-11 (25-9), 2 titles	Texas	24-25 (19-16)
Oklahoma State	36-14 (25-10)	Texas Tech	23-26 (12-23)
TCU	32-16 (20-14), 1 title	Iowa State	11-36 (6-29)
Kansas State	29-20 (19-15)	Kansas	8-39 (3-32)

INJURY BUG BITING BEARS

In addition to losing Seth Russell for the remainder of the season, the Bears have had nine players that have started in 2016 miss at least one game due to injury this season. [see listing below]

2016 INJURIES

Player	Injury	Game Missed
Grayland Arnold	Neck	TCU
Travon Blanchard	Knee	2 (SMU, Northwestern State)
KD Cannon	Groin	Iowa State
Davion Hall	Hip	2 (TCU, Oklahoma)
Ryan Reid	Ankle	Rice
Seth Russell	Fractured Ankle	Out for season, suffered injury in Oklahoma game
Pooh Stricklin	Shoulder	3 (Rice, Oklahoma State and Iowa State)
Terence Williams	Knee	Kansas State
Taylor Young	Knee	2 (Oklahoma, Kansas State)

YOUTH MOVEMENT

In the first nine games of 2016, the Bears have played 33 freshmen, including 19 redshirt freshmen and 14 true freshmen. Meanwhile, 25 different players have made their first career starts in 2016, including 11 freshmen and eight sophomores. BU's 25 first-time starters are tied for third-most in the country.

FIRST-YEAR STARTERS (Min. five starts)

Player	Starts	Position	Year
Blake Blackmar	10	OL	Sophomore
Dom Desouza	10	OL	Junior
Patrick Lawrence	10	OL	Sophomore
Ishmael Wilson	10	OL	Junior
Greg Roberts	8	DL	Sophomore
Ira Lewis	7	DL	Sophomore
Patrick Levels	6	LB	Senior
Terence Williams	5	RB	Sophomore
Ishmael Zamora	5	WR	Sophomore
Raaquan Davis	5	LB	Junior

LAST TIME AGAINST TEXAS TECH:
5/4 BAYLOR 63, TEXAS TECH 35

AT&T Stadium • Arlington, Texas

Oct. 3, 2015 • Attendance: 56,179

Seth Russell passed for 286 yards and four touchdowns and ran for two more scores while Shock Linwood rushed for a career-high 221 yards and two touchdowns as No. 5 Baylor began its pursuit of a third consecutive Big 12 championship with a 63-35 win over Texas Tech.

Baylor (4-0, 1-0) gained 680 yards, 368 rushing.

Corey Coleman caught touchdown passes of 24, 16 and 16 yards.

POSTGAME NOTES

- Baylor has won 5 straight vs. TTU for the first time since 1947-60 (11 in a row).
- RB Shock Linwood had a career-high 221 rushing yards, the 3rd-most rushing yards in a game in Baylor history and the 8th 200-yard rushing game in BU history.

SCORING SUMMARY

TEXAS TECH	14	7	7	7	--	35
BAYLOR	28	21	7	7	--	63

1st	13:55	BU	Linwood 79 yd run (Callahan kick)
	12:42	TT	Austin 55 yd pass from Mahomes (Hatfield kick)
	11:00	BU	Cannon 28 yd pass from Russell (Callahan kick)
	4:45	BU	Coleman 24 yd pass from Russell (Callahan kick)
	2:16	TT	Batson 37 yd pass from Mahomes (Hatfield kick)
	1:23	BU	Russell 1 yd run (Callahan kick)
2nd	11:15	BU	Linwood 8 yd run (Callahan kick)
	8:22	BU	Coleman 16 yd pass from Russell (Callahan kick)
	4:04	TT	Brown 13 yd pass from Mahomes (Hatfield kick)
	1:41	BU	Russell 2 yd run (Callahan kick)
3rd	12:49	TT	Mahomes 25 yd run (Hatfield kick)
	8:25	BU	Jefferson 6 yd run (Callahan kick)
4th	11:57	BU	Coleman 16 yd pass from Russell (Callahan kick)
	8:34	TT	Giles 13 yd pass from Webb (Hatfield kick)

STATISTICS

TEAM STATS	TTU	BU
FIRST DOWNS	27	26
RUSHES-YARDS (NET)	24-106	52-368
PASSING YDS (NET)	530	312
Passes Att-Comp-Int	65-40-2	24-16-1
TOTAL OFFENSE PLAYS-YARDS	89-636	76-680
Punt Returns-Yards	3-6	2-5
Kickoff Returns-Yards	6-72	3-62
Interception Returns-Yards	1-0	2-46
Punts (Number-Avg)	3-44.3	4-50.8
Fumbles-Lost	2-2	1-0
Penalties-Yards	17-142	8-72
Possession Time	29:13	30:47
Third-Down Conversions	8 of 18	11 of 16
Fourth-Down Conversions	2 of 5	0 of 1
Red-Zone Scores-Chances	2-2	6-6
Sacks By: Number-Yards	0-0	0-0

INDIVIDUAL STATISTICS

RUSHING: Texas Tech-Washington, De. 13-39; Mahomes, P. 2-39; Stockton, J. 6-33; White, Quinton 1-1; TEAM 1-minus 3; Grant, Jakeem 1-minus 3. Baylor-Linwood, Shock 20-221; Russell, Seth 12-81; Jefferson, J. 12-39; Williams, T. 4-21; Coleman, Corey 4-6.

PASSING: Texas Tech-Mahomes, P. 32-50-2-415; Webb, Davis 8-15-0-115. Baylor-Russell, Seth 15-23-1-286; Stidham, Jarrett 1-1-0-28.

RECEIVING: Texas Tech-Austin, Zach 8-110; Grant, Jakeem 6-69; Brown, Tony 5-117; Washington, De. 5-41; Stockton, J. 4-60; Batson, Cameron 3-71; Giles, Jonathan 3-38; Lauderdale, D. 3-16; Coutee, Keke 2-3; Davis, Reginald 1-5. Baylor-Coleman, Corey 7-110; Lee, Jay 3-120; Cannon, KD 3-39; Zamora, Ishmael 1-26; Penning, Gus 1-13; Hawthorne, Lynx 1-4.

INTERCEPTIONS: Texas Tech-Gaines, J.J. 1-0. Baylor-Howard, Xavien 1-46; Blanchard, T. 1-0.

FUMBLES: Texas Tech-Brown, Tony 1-1; Washington, De. 1-1. Baylor-Cannon, KD 1-0.

SACKS (UA-A): Texas Tech-None. Baylor-None.

TACKLES (UA-A): Texas Tech-Allen, Dakota 8-5; Ward, Keenon 7-3; Robertson, Pete 4-2; Jackson, Bran. 5-0; Hinton, D'Vonta 4-1; Nguema, Thierry 4-0; Gaines, J.J. 3-1; Johnson, Jah. 3-1; Awe, Micah 2-2; Jenkins, Malik 2-2; Nelson, Justis 2-1; McClrath, K. 0-3; Bethel, Nigel 2-0; Fehoko, Breiden 2-0; Madison, Tevin 1-1; Alston, Deme. 1-0; Symmank, Taylor 1-0; White, John 1-0; Smith, Marcus 0-1; Hatfield, C. 0-1. Baylor-Stewart, Orion 8-2; Campbell, Grant 8-1; Young, Taylor 7-1; Waz, Chance 7-1; Blanchard, T. 4-0; Howard, Xavien 4-0; Blackshear, Beau 1-3; Edwards, Aivion 3-0; Oakman, Shawn 1-2; Levels, Patrick 2-0; Hall, Davion 2-0; Ehrlich, Kendall 2-0; Palmer, Jamal 1-0; Smith, K.J. 1-0; Reid, Ryan 1-0; Davis, Raaquan 1-0; Burt, Terrell 1-0; Singleton, T. 1-0; Billings, Andrew 1-0; Pullom, Alfred 1-0.

TRACKING BAYLOR IN THE TOP 25

WEEK	W/L	AP	COACHES	CFP
PRESEASON	0-0	23 (280)	21 (383)	—
Sept. 6	1-0	23 (296)	19 (481)	—
Sept. 11	2-0	21 (305)	19 (452)	—
Sept. 18	3-0	16 (529)	15 (658)	—
Sept. 25	4-0	13 (729)	13 (797)	—
Oct. 2	5-0	13 (805)	11 (876)	—
Oct. 10	5-0	11 (934)	8 (1061)	—
Oct. 16	6-0	9 (1021)	8 (1130)	—
Oct. 23	6-0	8 (1063)	6 (1194)	—
Oct. 30	6-1	13 (693)	13 (810)	17
Nov. 6	6-2	25 (90)	25 (161)	NR
Nov. 13	6-3	NR	RV (2)	NR
Nov. 20	6-4	NR	NR	—
Nov. 27				
Dec. 4				

BAYLOR WHEN RANKED...

Baylor as a ranked team: 111-55-2

Ranked Baylor vs. ranked opponent: 23-29-1

Baylor vs. ranked opponents: 54-175-6

Baylor vs. No. 1-ranked opponents: 0-11-1

Baylor vs. Top 10 opponents: 18-90-2

2016 HONORS

BLAKE BLACKMAR

Academic All-Big 12, 1st team

TRAVON BLANCHARD

Nagurski National Defensive Player of Week (FWAA), Sept. 27

Jim Thorpe Award Player of Week, Sept. 28

Big 12 Defensive Player of Week, Sept. 26

Preseason Preseason All-Big 12, 2nd team (Phil Steele)

Preseason All-Big 12, 3rd team (Athlon)

CHRIS CALLAHAN

Academic All-Big 12, 2nd team

KD CANNON

Maxwell Award watch list

Biletnikoff Award watch list

Campbell Tyler Rose Award watch list

Preseason All-America, 3rd team (Athlon)

Preseason All-America, 4th team (Phil Steele)

Preseason All-Big 12, 1st team (media)

Preseason All-Big 12, 1st team (Sporting News)

Preseason All-Big 12, 1st team (ESPN)

Preseason All-Big 12, 1st team (Athlon)

Preseason All-Big 12, 1st team (Lindy's)

Preseason All-Big 12, 1st team (Phil Steele)

Preseason All-Big 12, 1st team (SportsOnEarth)

Preseason Preseason All-Texas, 1st team (Dave Campbell Texas Football)

Big 12 "Most Dangerous Deep Threat" (Lindy's)

Big 12 "Fastest Receiver" (Sporting News)

DOM DESOUZA

Preseason All-Big 12, 4th team (Athlon)

COLE EDMISTON

Academic All-Big 12, 1st team

SUCCESS AWAY FROM WACO

Baylor has won 19 of its last 26 games outside of Waco (dating into the 2012 season). In that span, the Bears are 13-5 in true road games and 6-2 in neutral-site games (2-2 in bowl games and 4-5 vs. ranked opponents). However, the Bears are just 2-2 on the road in 2016.

BAYLOR 19-7 IN LAST 26 AWAY GAMES:

L 24-45, at No. 9 Oklahoma - 11/12/16

L 34-35, at Texas - 10/29/16

W 45-42, at Iowa State - 10/1/16

W 38-10, at Rice - 9/16/16

W 49-38, vs. No. 10 North Carolina - 12/29/15 (Russell Athletic Bowl)

L 21-28, at No. 15 TCU - 11/27/15

W 45-35, at No. 4 Oklahoma State - 11/21/15

W 31-24, at Kansas State - 11/5/15

W 66-7, at Kansas - 10/10/15

W 63-35, vs. Texas Tech - 10/3/15

W 56-21, at SMU - 9/4/15

L 41-42, vs. No. 7 Michigan State - 1/1/15

W 48-46, vs. Texas Tech - 11/29/14

W 48-14, at No. 16 Oklahoma - 11/8/14

L 27-41, at West Virginia - 10/18/14

W 28-7, at Texas - 10/4/14

W 49-28, at Iowa State - 9/27/14

W 63-21, at Buffalo - 9/12/2014

L 42-52, vs. No. 15 UCF - 1/1/2014 (Fiesta Bowl)

W 41-38, at TCU - 11/30/2013

L 17-49, at No. 11 Oklahoma State - 11/23/2013

W 63-34, vs. Texas Tech - 11/16/2013

W 59-14, at Kansas - 10/26/2013

BEST IN TEXAS

Baylor has posted the best record among in-state programs over the last five-plus years, a 56-19 mark [see list below].

The Bears are also 21-7 head-to-head vs. Texas schools since 2011, and boast an overall 43-10 record in games played in the Lone Star State.

WIN-LOSS RECORDS (since 2011):

Baylor	56-19
Houston	57-21
Texas A&M	51-25
TCU	50-24
Texas	41-34

BAYLOR'S DISRUPTIVE DEFENSE

BU's defensive impact has improved under sixth-year D-coordinator Phil Bennett. Over the last three-plus seasons, in which Baylor has posted a 38-11 record and won two league titles, the Bears D has increased its sacks and tackles-for-loss totals. In 2016, the Bears have debuted a 3-4 look that has resulted in a strong defensive effort through 10 games.

BAYLOR DEFENSIVE STATS

Year	Sacks (avg)	TFL (avg)	Int. (avg)	Takeaways (avg)
2010	21 (1.6/gm)	66 (5.2/gm)	10 (0.8/gm)	20 (1.5/gm)
2011	19 (1.5/gm)	62 (4.8/gm)	16 (1.2/gm)	29 (2.2/gm)
2012	19 (1.5/gm)	58 (4.5/gm)	18 (1.4/gm)	25 (1.9/gm)
2013	32 (2.5/gm)	99 (7.6/gm)	19 (1.5/gm)	29 (2.2/gm)
2014	37 (2.8/gm)	94 (7.2/gm)	13 (1.0/gm)	26 (2.0/gm)
2015	31 (2.4/gm)	98 (7.5/gm)	14 (1.1/gm)	26 (2.0/gm)
2016	24 (2.4/gm)	81 (8.1/gm)	10 (1.0/gm)	19 (1.9/gm)

BU RACKING UP PLAYER OF THE WEEK HONORS AT HISTORIC RATE

Six Baylor players have been voted Big 12 Player of the Week through the first 10 games of 2016, which is already the second-most in program history in a single season, with the record being seven in 2011.

PLAYER OF THE WEEK RECIPIENTS

Who	What	When	Why
Orion Stewart, S	Defense	Sept. 12	8 tackles (5 solo), 2 INTs with 1 returned for TD vs. SMU
JaMycal Hasty, RB	Newcomer	Sept. 19	14 carries for 105 yds, 1 TD & 2 grabs for 26 yards vs. Rice
Seth Russell, QB	Offense	Sept. 26	387 yds & 4 TD on 18-of-28 & 10 rushes for 65 yds vs. OSU
Travon Blanchard, NB	Defense	Sept. 26	11 stops (8 solo), 4.5 TFL, 1 forced fumble/recovery vs. OSU
Shock Linwood, RB	Offense	Oct. 3	237 yds on 25 carries with 1 TD in win at ISU
Ryan Reid, CB	Defense	Oct. 17	2 INTs, 1 returned for TD & 116 INT return yards total vs. KU

NATION'S MOST BALANCED OFFENSE

Baylor annually ranks among the nation's leaders in both passing and rushing. The Bears rush more often than pass, and have run the ball on 58.1 percent of plays over the last five seasons [see figures below].

BAYLOR OFFENSE (national ranking, average yards)

Year	Total Offense	Passing	Rushing
2011	2nd (587.1)	4th (351.5)	10th (235.6)
2012	2nd (572.2)	4th (340.5)	14th (231.7)
2013	1st (618.8)	5th (359.1)	13th (259.7)
2014	1st (581.5)	4th (365.9)	27th (215.5)
2015	1st (616.2)	20th (289.5)	2nd (326.7)
2016	6th (520.6)	36th (265.6)	11th (255.0)

PERCENTAGE OF RUSH/PASS PLAYS

Year	Rush Attempts	Pass Attempts	% Rushing
2011	576	424	57.6%
2012	597	475	55.7%
2013	626	448	58.3%
2014	619	519	54.4%
2015	714	389	64.7%
2016	491	362	57.6%

SHOCK BREAKS SCHOOL RUSHING RECORDS

Baylor senior Shock Linwood is the nation's fifth-leading active rusher and became Baylor's all-time leader in rushing yards against Rice. In the win over Kansas, he rushed for his second TD of the season to stand alone as BU's career rushing TD leader with 36. [see listing below]

FBS ACTIVE RUSHING LEADERS

Donnel Pumphrey, SDSU	6,127
Marcus Cox, App State	4,820
Kareem Hunt, Toledo	4,625
D. Henderson, C. Carolina	4,500
Shock Linwood, Baylor	4,166

BAYLOR CAREER RUSHING

Shock Linwood	4,166
Walter Abercrombie	3,665
Jerod Douglas	2,811

BAYLOR CAREER RUSHING TDS

Shock Linwood	36
Alfred Anderson	35
Robert Griffin III	33

BEARS LEAD BIG 12 & TEXAS IN NFL DRAFTEES

Baylor had six players selected in the 2016 NFL Draft, the seventh-most among NCAA schools and most of any Big 12 or Texas program. Baylor also tops the league in first-round draft selections over the past six years and leads the state in overall picks over the last seven years [lists below].

MOST NFL 1ST-ROUND DRAFTEES SINCE 2011 (BIG 12)

- 5 – Baylor
- 4 – West Virginia
- 3 – Oklahoma St.
- 2 – TCU, Texas

BEST IN TEXAS LAST 6 YEARS, NFL DRAFT PICKS 2011-2016

- 22 – Baylor
- 18 – Texas A&M
- 17 – TCU
- 16 – Texas

BAYLOR 2016 NFL DRAFTEES

- Rnd. (overall pick)
- 1. (15) Corey Coleman, WR – Cleveland
- 2. (38) Xavien Howard, CB – Miami
- 4. (122) Andrew Billings, NT – Cincinnati
- 5. (168) Spencer Drango, OT – Cleveland
- 6. (210) Jimmy Landes, LS – Detroit
- 6. (217) Rico Gathers*, TE – Dallas

[*played basketball at Baylor]

WIDE RECEIVER U

The Baylor offense has attracted and developed standout receivers that are producing eye-popping results. Over the last seven seasons (2009-2015), Baylor's receiving corps boasts...

- 6* NFL Draft picks (*includes one Supplemental Draft selection)
- 1 Biletnikoff Award winner (Corey Coleman 2015), 2 Biletnikoff finalists
- 5 All-Americans
- 17 All-Big 12 honors
- 6 1,000-yard seasons (Kendall Wright-2011; Terrance Williams-2012; Antwan Goodley-2013; Corey Coleman and KD Cannon-2014; Coleman-2015)

KYLE FULLER

Rimington Trophy watch list
Outland Trophy watch list
Senior Bowl watch list
Rotary Lombardi Award watch list
Midseason All-American, 1st team (Sporting News)
Preseason All-America, 1st team (ESPN)
Preseason All-America, 2nd team (Lindy's)
Preseason All-Big 12, 1st team (media)
Preseason All-Big 12, 1st team (Sporting News)
Preseason All-Big 12, 1st team (ESPN)
Preseason All-Big 12, 1st team (Athlon)
Preseason All-Big 12, 1st team (Lindy's)
Preseason All-Big 12, 1st team (SportsOnEarth)
Preseason All-Big 12, 2nd team (Phil Steele)
Preseason All-Texas, 1st team (Dave Campbell Texas Football)
"Best Offensive Lineman" in Texas (Dave Campbell Texas Football)

DREW GALITZ

Ray Guy Award Candidate
Preseason All-Big 12, 3rd team (Phil Steele)

JAMYCAL HASTY

Big 12 Newcomer of Week, Sept. 19
Academic All-Big 12, 2nd team

LYNX HAWTHORNE

AFCA Good Works Team nominee
Academic All-Big 12, 2nd team

IAIN HUNTER

Academic All-Big 12, 2nd team

TYLER JAYNES

Academic All-Big 12, 1st team

LENOY JONES JR.

Academic All-Big 12, 2nd team

PAT LAWRENCE

Academic All-Big 12, 2nd team

SHOCK LINWOOD

Big 12 Offensive Player of Week, Oct. 3
Maxwell Award watch list
Doak Walker Award watch list
Campbell Tyler Rose Award watch list
Senior Bowl watch list
Rotary Lombardi Award watch list
Preseason All-Big 12, 1st team (Lindy's)
Preseason All-Big 12, 1st team (Phil Steele)
Preseason All-Big 12, 1st team (SportsOnEarth)
Preseason All-Big 12, 2nd team (Athlon)
Preseason All-Texas, 1st team (Dave Campbell Texas Football)
"Best Running Back" in Texas (Dave Campbell Texas Football)

CHRIS LUTZEL

Academic All-Big 12, 1st team

ROSS MATISCIK

Academic All-Big 12, 2nd team

BLAKE MURPHY

Academic All-Big 12, 1st team

KEITH ORCUTT

Academic All-Big 12, 2nd team

XAVIER PHILLIPS

Academic All-Big 12, 2nd team

CHRIS PLATT

Preseason All-Big 12, 3rd team KR (Phil Steele)

RYAN REID

Jim Thorpe Award Player of Week, Oct. 19
Big 12 Defensive Player of Week, Oct. 17
Senior Bowl watch list
Preseason All-Big 12, 2nd team (Lindy's)

SETH RUSSELL

Big 12 Offensive Player of Week, Sept. 26
Maxwell Award watch list
Walter Camp Award watch list
Davey O'Brien Award watch list
Wuerffel Trophy watch list
Manning Award watch list
Johnny Unitas Golden Arm Award watch list
Campbell Tyler Rose Award watch list
Senior Bowl watch list
Rotary Lombardi Award watch list
Preseason All-Big 12, 2nd team (Lindy's)
Preseason All-Big 12, 3rd team (Athlon)
Preseason All-Big 12, 3rd team (Phil Steele)
Preseason All-Texas, 2nd team (Dave Campbell Texas Football)
Big 12 "Strongest Arm" (Lindy's)

K.J. SMITH

Preseason All-Big 12, 4th team (Athlon)

ORION STEWART

Big 12 Defensive Player of Week, Sept. 12
Senior Bowl watch list
Preseason All-Big 12, 3rd team (Phil Steele)
Preseason All-Big 12, 4th team (Athlon)
Preseason All-Texas, 1st team (Dave Campbell Texas Football)

VERKEDRIC VAUGHNS

Academic All-Big 12, 2nd team

CHANCE WAZ

Preseason All-Big 12, 4th team (Phil Steele)
Preseason All-Texas, 2nd team (Dave Campbell Texas Football)

TAYLOR YOUNG

Bednarik Award watch list
Butkus Award watch list
Rotary Lombardi Award watch list
Preseason All-Big 12, 1st team (ESPN)
Preseason All-Big 12, 1st team (SportsOnEarth)
Preseason All-Big 12, 2nd team (Athlon)
Preseason All-Big 12, 2nd team (Lindy's)
Preseason All-Big 12, 2nd team (Phil Steele)
Preseason All-Texas, 2nd team (Dave Campbell Texas Football)

BAYLOR FOOTBALL ON THE RADIO

Baylor football is aired live via the Baylor-IMG College Radio Network on ESPN Central Texas and flagship station 1660 AM/99.1 ESPN Radio (KRZI) in Waco, worldwide on Baylor-Bears.com, Sirius XM Radio and on the TuneIn Radio App. All games are broadcast by the "Voice of the Bears" John Morris and former Baylor standouts J.J. Joe (analyst) and Ricky Thompson (sideline reporter). Morris is in his 30th year in the Baylor broadcast booth and 22nd as the signature voice of Baylor Athletics, while Thompson and Joe are in their 17th and 13th years, respectively.

BAYLOR MEDIA WEBSITE

An all-in-one-place media page is can be found at Baylor's website at: <http://www.BaylorBears.com/ot/bay-media.html>. Among the information available at the site are links and pdfs of statistics, game notes, quick facts and directions as well as photo/logo downloads and video FTP information.

BAYLORBears.COM

Baylor's official athletic web site can be found at www.BaylorBears.com. The comprehensive site, which includes releases, photos, biographical sketches, blogs and audio broadcasts, is part of the CBS College Sports network. CBS College Sports currently hosts sites for more than 100.

DEFENSE AMONG LEAGUE'S BEST

It's hard to overstate the role Baylor's defense has had in the Bears' success the last three-plus seasons (Big 12-best 38-11 record and two league titles). Phil Bennett's D ranks among the Big 12 and national leaders in several key per-snap categories and takeaways (see list below).

DEFENSIVE RANKINGS

Category	2013 Conf. (Nat.)	2014 Conf. (Nat.)	2015 Conf. (Nat.)	2016 Conf. (Nat.)
Yards/Play	1st (9th), 4.75	4th (41st), 5.28	3rd (37th), 5.19	1st (43rd), 5.32
Tackles for Loss	2nd (11th), 7.6	3rd (17th), 7.2	1st (9th), 7.5	1st (6th), 8.1

BU LEADING NATION IN 50-POINT GAMES SINCE 2013

After opening the year with 55 points against Northwestern State, the Bears continue to lead the nation in 50-point outings since 2013.

MOST 50-POINT GAMES SINCE 2013

Baylor 18
Oregon 17
Ohio State 15
Arizona State 13
Boise State 13

THE BAYLOR SYSTEM IS AMERICA'S TOP OFFENSE

Baylor's unique, record-breaking system has set the standard for offense in contemporary college football. For three-straight seasons, Baylor has led the nation in both Total Offense (616.2 ypg in 2015, 581.5 ypg 2014, 618.8 ypg 2013) and Scoring (48.1 ppg in 2015, 48.2 ppg 2014, 52.4 ppg 2013), just the second program in NCAA history to do so (first since BYU 1979-81). [see listing below]

NATION'S TOP OFFENSES, LAST 3 SEASONS

2015 (Yards/Gm, Points/Gm)	2014 (Yards/Gm, Points/Gm)	2013 (Yards/Gm, Points/Gm)
Baylor (616.2), Baylor (48.1)	Baylor (581.5), Baylor (48.2)	Baylor (618.8), Baylor (52.4)
T. Tech (579.5), T. Tech (45.1)	Marshall (559.2), TCU (46.5)	Oregon (565.0), Fla. St. (51.6)
TCU (562.8), W. Ky. (44.3)	Oregon (547.0), Marshall (45.6)	Fresno St. (547.8), Ohio St. (45.5)
BGSU (546.8), Oklahoma (43.5)	W. Ky. (534.6), Oregon (45.4)	Texas A&M (538.4), Oregon (45.5)

THE BAYLOR OFFENSE: A unique, up-tempo spread attack with origins in Bill Yeoman's 'Houston Veer' (perhaps most identifiable by wide splits of receivers and a power running game); it's a balanced offense, not to be confused with more common pass-heavy spread attacks. The Baylor offense is also in use under former Art Briles assistants at Syracuse (head coach Dino Babers), Texas (offensive coordinator Sterlin Gilbert) and Tulsa (head coach Philip Montgomery).

BAYLOR'S O-LINE PIPELINE

Baylor has a history of sending offensive linemen to the NFL over the past several years under O-line coach Randy Clements. The Bears have had seven linemen drafted in the last eight NFL Drafts (including two first-rounders). Clements' crew has won four straight Big 12 Offensive Linemen of Year honors (2015 & 2014 Spencer Drango, 2013 & 2012 Cyril Richardson). The unit has also paved the way for #AmericasTopOffense and six-straight years with a 1,000-yard rusher.

BAYLOR O-LINEMEN IN NFL DRAFT 2009-2016

2009, T Jason Smith – 1st Rnd (#2), Rams
2010, C JD Walton – 3rd Rnd, Broncos
2011, T Danny Watkins – 1st Rnd (#23), Eagles
2012, C Philip Blake – 4th Rnd, Broncos
2012, G Robert T. Griffin – 6th Rnd, Jets
2014, G Cyril Richardson – 5th Rnd, Bills
2016, T Spencer Drango – 5th Rnd, Browns

BAYLOR'S OFFENSIVE STREAKS

- Baylor has topped 500 yards of offense 56 times in the 75 games since 2011, which leads the nation.
- Baylor has gained 500+ yards in 35 of 49 games since 2013, including 23 games with 600+ yards in that span.
- Baylor has scored 30+ points in 58 of its last 68 contests and 40+ points in 48 of its last 68 games.
- Baylor has scored 50+ points 18 times since 2013, and 27 times since 2011, both most among all FBS teams.
- Baylor has scored in 123 straight games -- previous school record was 89 games from Dec. 31, 1979 - Oct. 23, 1987.
- Baylor reached 600 yards of offense in 5 games in 2014, in 8 of 13 games of 2015 and 3 of 10 in 2016. BU has 42 such games in its history (38 since 2008).
- Baylor topped 700 yards of total offense in five games in 2015 (SMU, 723; LU, 785, Rice 793; OSU, 700; UNC, 756). BU has accomplished the feat 14 times in program history.

UP NEXT

Following the game vs. Texas Tech, Baylor will travel to Morgantown, W. Va., for its final regular season contest against the Mountaineers. That game will start at 2:30 p.m. CT and be televised on FS1.

DEPTH CHART

OFFENSE

WR	9	KD CANNON (6-0, 180, JR.)
	12	Quan Jones (6-5, 215, Jr.)
	15	Denzel Mims (6-3, 200, Fr.)
IR	14	CHRIS PLATT (5-11, 170, SO.)
	2	Blake Lynch (6-3, 210, RFr.)
LT	64	DOM DESOUSA (6-6, 310, JR.)
	76	Mo Porter (6-5, 310, Jr.)
LG	68	ISHMAEL WILSON (6-4, 310, JR.)
	50	Tyrael Simmons (6-3, 300, Jr.)
C	55	KYLE FULLER (6-5, 315, SR.)
	74	Sean Muir (6-3, 285, Jr.)
RG	72	BLAKE BLACKMAR (6-5, 350, SO.)
	57	Tanner Thrift (6-5, 320, Jr.)
RT	77	PATRICK LAWRENCE (6-6, 310, SO.)
	76	Mo Porter (6-5, 310, Jr.)
TE	85	J. FEUERBACHER (6-4, 265, JR.)
	88	Sam Tecklenburg (6-3, 270, RFr.)
	44	Josh Malin (6-6, 275, So.)
IR	7	LYNX HAWTHORNE (6-0, 195, SR.)
	13	Tony Nicholson (5-10, 185, RFr.)
WR	8	ISHMAEL ZAMORA (6-4, 215, SO.)
	11	Pooh Stricklin (6-1, 185, RFr.)
	3	Jared Atkinson (6-2, 210, Fr.)
QB	4	ZACH SMITH (6-4, 235, FR.)
	16	Preston Heard (5-11, 195, Fr.)
RB	32	SHOCK LINWOOD (5-9, 200, SR.)
	6	JaMycal Hasty (5-9, 200, RFr.)
	13	Tony Nicholson (5-10, 185, RFr.)

DEFENSE

RE	52	GREG ROBERTS (6-6, 260, SO.)
	43	Jamie Jacobs (6-5, 255, So.)
	90	Tyrone Hunt (6-5, 275, RFr.)
NT	97	IRA LEWIS (6-3, 300, SO.)
	95	Bravvion Roy (6-2, 320, Fr.) OR
	92	Micheal Johnson (6-1, 270, Fr.)
LE	56	K.J. SMITH (6-2, 260, JR.)
	94	Xavier Jones (6-3, 245, So.)
NB	48	TRAVON BLANCHARD (6-2, 205, JR.)
	21	Patrick Levels (5-11, 195, Sr.)
LB	20	AIAVION EDWARDS (6-1, 230, SR.)
	5	Thomas Cletcher (6-1, 225, So.)
LB	32	LENOY JONES JR. (6-1, 225, RFR.)
	38	Jordan Williams (6-0, 220, RFr.)
LB	19	RAAQUN DAVIS (6-2, 230, JR.)
	21	Patrick Levels (5-11, 195, Sr.)
	44	Clay Johnston (6-3, 220, RFr.)
CB	9	RYAN REID (5-11, 190, SR.)
	4	Grayland Arnold (5-10, 185, Fr.)
	11	Jameson Houston (6-2, 200, RFr.)
CS	2	DAVION HALL (6-2, 205, JR.)
	6	Henry Black (6-0, 200, RFr.)
	18	Chance Waz (6-0, 186, Jr.)
DS	28	ORION STEWART (6-2, 205, SR.)
	7	Jourdan Blake (6-0, 185, So.)
CB	3	TION WRIGHT (5-10, 180, SR.)
	27	Verkedric Vaughns (5-10, 195, So.)

SPECIAL TEAMS

FG	40	CHRIS CALLAHAN (5-9, 205, JR.)
	34	Connor Martin (5-9, 175, Fr.)
KO	36	DREW GALITZ (6-0, 205, SO.)
	34	Connor Martin (5-9, 175, Fr.)
P	36	DREW GALITZ (6-0, 205, SO.)
	34	Connor Martin (5-9, 175, Fr.)
KR	21	PATRICK LEVELS (5-11, 195, SR.)
	15	Denzel Mims (6-3, 200, Fr.)
PR	13	TONY NICHOLSON (5-10, 185, RFR.)
	89	Trevor White (5-7, 165, So.)
LS/K	51	CHRIS LUTZEL (5-11, 205, RFR.)
	61	Clint Kelly (6-1, 230, So.)
LS/P	46	ROSS MATISCIK (6-0, 220, RFR.)
	51	Chris Lutzel (5-11, 205, RFr.)
H	83	COLE EDMISTON (6-1, 190, JR.)

CAREER STARTS

36	Kyle Fuller
33	Orion Stewart
32	Ryan Reid
29	KD Cannon, Shock Linwood
27	Taylor Young
22	K.J. Smith
20	Travon Blanchard
17	Aiavion Edwards, Seth Russell, Chance Waz
10	Blake Blackmar, Dom Desouza, Davion Hall, Patrick Lawrence, Ishmael Wilson
8	Byron Bonds, Chris Platt, Greg Roberts
7	Jordan Feuerbacher, Ira Lewis
6	Lynx Hawthorne, Patrick Levels, Tion Wright
5	Raaquan Davis, Terence Williams, Ishmael Zamora
4	Blake Lynch, Taion Sells, Verkedric Vaughns
3	Pooh Stricklin
2	Grayland Arnold, Jameson Houston, Tyrone Hunt, Jamie Jacobs, Quan Jones, Xavier Jones, Sam Tecklenburg
1	Clay Johnston, Lenoy Jones Jr., Denzel Mims, Bravvion Roy, Zach Smith, Tanner Thrift, Jordan Williams

CONSECUTIVE STARTS

36	Kyle Fuller
24	KD Cannon

CAREER GAMES PLAYED

49	Kyle Fuller
48	Patrick Levels
46	Aiavion Edwards, Shock Linwood, Orion Stewart
41	Ryan Reid
37	Lynx Hawthorne
36	Raaquan Davis, K.J. Smith, Ishmael Wilson
35	Chris Callahan, KD Cannon
34	Travon Blanchard
33	Byron Bonds, Chance Waz, Taylor Young
32	Davion Hall
31	Seth Russell
30	Tion Wright
29	Tanner Thrift
28	Taion Sells
26	Jordan Feuerbacher
25	Kaleb Moore
24	Cole Edmiston
23	Blake Blackmar, Drew Galitz, Patrick Lawrence, Chris Platt
22	Tyler Jaynes
20	Verkedric Vaughns, Ishmael Zamora
18	Terence Williams
17	Andrew Morris
16	Quan Jones, Greg Roberts
15	Xavier Jones, Ira Lewis
14	Jamie Jacobs
10	Henry Black, Dom Desouza, Tyrone Hunt, Clay Johnston, Lenoy Jones, Jr., Blake Lynch, Josh Malin, Ross Matiscik, Tony Nicholson, Mo Porter, Sam Tecklenburg, Jordan Williams
9	Jourdan Blake, JaMycal Hasty, Chris Lutzel, Denzel Mims, Bravvion Roy
8	Grayland Arnold, Kyle Boyd, Jameson Houston, Chris Miller, Sean Muir
7	Zach Smith, Pooh Stricklin
6	Jared Atkinson, Thomas Cletcher, Josh Pelzel, Rajah Preciado
5	Wyatt Schrepfer, Trevor White
4	Keith Orcutt, Tyrael Simmons
3	Michael Coffey, Harrison Fox, Iain Hunter, Micheal Johnson
2	Dwyer Bucey, Preston Heard, Dalton Justice, Jarrod Koym, Connor Martin, Daniel Russell, Zack Bennema, Mallory Franklin, Cody George, Obim Okeke, Thor Rodoni, Jim Threet
1	

PRONUNCIATION GUIDE

GRAYLAND Arnold	GRAY-lund
RAAQUN Davis	RAY-kwahn
AIAVION Edwards	AY-vee-ahn
Jordan FEUERBACHER	FUR-bahk-uhr
DAVION Hall	DAY-vee-ahn
XAVIER Jones	ex-AY-vee-uhr
Josh MALIN	MAY-luhn
Josh PELZEL	PELL-zuhl
RAJAH PRECIADO	

RAW-shuh PREE-shee-ahdo

TAION Sells	TAY-on
ORION Stewart	oh-RYAN
RALEIGH TEXADA	RAW-lee tuh-HAH-duh
VERKEDRIC Vaughns	vuhr-KEHD-rick
Chance WAZ	WAHZ
TION Wright	TEE-ahn
Ishmael ZAMORA	zuh-MOHR-uh

CAREER RECORDS CHARTS -- BAYLOR

RUSHING
YARDS

PLAYER	SEASONS	ATT	AVG	YDS
1. Shock Linwood	2013-pres.	699	5.96	4,166
2. Walter Abercrombie	1978-81	732	5.01	3,665
3. Jerod Douglas	1994-97	522	5.39	2,811
4. Jay Finley	2007-10	478	5.56	2,660
5. Alfred Anderson	1980-83	554	4.38	2,424
6. Robert Griffin III	2008-11	528	4.27	2,254
7. Darrell Bush	1997-00	503	4.47	2,249
8. Dennis Gentry	1977, 79-81	414	5.39	2,231
9. Lache Seastrunk	2012-13	289	7.57	2,189
10. David Mims	1989-92	364	5.66	2,060

TOUCHDOWNS

PLAYER	SEASONS	ATT	YDS	TDS
1. Shock Linwood	2013-pres.	699	4,166	36
2. Alfred Anderson	1980-83	554	2,424	35
3. Robert Griffin III	2008-11	528	2,254	33
4. Robert Strait	1990-93	428	1,856	32
5. Terrance Ganaway	2009-11	364	2,042	28
6. Glasco Martin	2010-13	348	1,687	25
7. Walter Abercrombie	1978-81	732	3,665	24
8. Jay Finley	2007-10	478	2,660	22
9. Bryce Petty	2012-14	192	338	21
Devin Chafin	2013-15	222	1,261	21

YARDS PER GAME

PLAYER	SEASONS	G	YDS	YPG
1. Walter Abercrombie	1978-81	39	3,665	94.00
2. Lache Seastrunk	2012-13	24	2,189	91.21
3. Shock Linwood	2013-pres.	46	4,166	90.56
4. Jerod Douglas	1994-97	37	2,811	75.97
5. Steve Beaird	1973-74	20	1,449	72.45
6. Rashad Armstrong	2002-03	24	1,721	71.71
7. Gary Lacy	1972-73	22	1,335	60.68
8. Jay Finley	2007-10	46	2,660	57.83
9. Larry Hickman	1956-58	30	1,713	57.10
10. Darrell Bush	1997-00	40	2,249	56.23

YARDS PER ATTEMPT (MINIMUM 300 ATTEMPTS)

PLAYER	SEASONS	YDS	ATT	AVG
1. Shock Linwood	2013-pres.	4,166	699	5.96
2. David Mims	1989-92	2,060	364	5.66
3. Terrance Ganaway	2009-11	2,042	364	5.61
4. Jay Finley	2007-10	2,660	478	5.56
5. Dennis Gentry	1977, 79-81	2,231	414	5.39
6. Jerod Douglas	1994-97	2,811	522	5.39
7. Cleveland Franklin	1973-76	1,538	303	5.08
8. Walter Abercrombie	1978-81	3,665	732	5.01
9. Glasco Martin	2010-13	1,687	348	4.85
10. L.G. Dupre	1952-54	1,423	311	4.58

100-YARD GAMES

PLAYER	SEASONS	ATT	YDS	G
1. Walter Abercrombie	1978-81	732	3,665	19
2. Shock Linwood	2013-pres.	699	4,166	16
3. Lache Seastrunk	2012-13	289	2,189	12
4. Jerod Douglas	1994-97	522	2,811	10

RECEIVING
RECEPTIONS

PLAYER	SEASONS	YDS	AVG	REC
1. Kendall Wright	2008-11	4,004	13.26	302
2. Terrance Williams	2009-12	3,334	16.50	202
3. Tevin Reese	2010-13	3,102	16.59	187
4. Reggie Newhouse	1999-02	2,552	13.95	183
5. Corey Coleman	2013-15	3,009	17.39	173
6. Dominique Zeigler	2003-06	1,923	11.58	166
7. Lanear Sampson	2009-12	1,905	11.55	165
8. KD Cannon	2014-pres.	2,671	16.29	164
9. Gerald McNeil	1980-83	2,651	16.26	163
10. Trent Shelton	2003-06	1,978	12.76	155

YARDS

PLAYER	SEASONS	REC	AVG	YDS
1. Kendall Wright	2008-11	302	13.26	4,004
2. Terrance Williams	2009-12	202	16.50	3,334
3. Tevin Reese	2010-13	187	16.59	3,102
4. Corey Coleman	2013-15	173	17.39	3,009
5. KD Cannon	2014-pres.	164	16.29	2,671
6. Gerald McNeil	1980-83	163	16.26	2,651
7. Reggie Newhouse	1999-02	183	13.95	2,552
8. Antwan Goodley	2011-14	150	15.77	2,366
9. Lawrence Elkins	1962-64	144	14.54	2,094
10. Melvin Bonner	1989-92	92	21.57	1,984

TOUCHDOWNS

PLAYER	SEASONS	REC	YDS	TD
1. Corey Coleman	2013-15	173	3,009	33
2. Kendall Wright	2008-11	302	4,004	30
3. Terrance Williams	2009-12	202	3,334	27
4. Tevin Reese	2010-13	187	3,102	24
5. KD Cannon	2014-pres.	164	2,671	22
6. Antwan Goodley	2011-14	150	2,366	21
7. Lawrence Elkins	1962-64	144	2,094	19
Melvin Bonner	1989-92	92	1,984	19
9. Gerald McNeil	1980-83	163	2,651	17
10. Reggie Newhouse	1999-2002	183	2,552	15
Jay Lee	2012-15	101	1,700	15

YARDS PER RECEPTION (MINIMUM 50 CATCHES)

PLAYER	SEASONS	REC	YDS	AVG
1. Melvin Bonner	1989-92	92	1,984	21.57
2. Bruce Davis	1980-83	71	1,393	19.62
3. Matt Clark	1984-87	81	1,480	18.27
4. Robert Holt	1978-80	59	1,064	18.03
5. Corey Coleman	2013-15	173	3,009	17.39
6. Tevin Reese	2010-13	187	3,102	16.59
7. Terrance Williams	2009-12	202	3,334	16.50
8. KD Cannon	2014-pres.	164	2,671	16.29
9. Gerald McNeil	1980-83	163	2,651	16.26
10. Charles Dancer	1972-73	87	1,390	15.98

YARDS PER GAME

PLAYER	SEASONS	G	YDS	AVG
1. Corey Coleman	2013-15	35	3,009	85.97
2. Kendall Wright	2008-11	50	4,004	80.08
3. KD Cannon	2014-pres.	35	2,671	76.31
4. Terrance Williams	2009-12	51	3,354	65.76
5. Tevin Reese	2010-13	48	3,102	64.63
6. Reggie Newhouse	1999-02	45	2,552	56.71
7. Antwan Goodley	2011-14	48	2,366	49.29
8. Dominique Zeigler	2003-06	41	1,923	46.90
9. Trent Shelton	2003-06	46	1,978	43.00
10. Robert Quiroga	2000-03	44	1,478	33.59

100-YARD GAMES

PLAYER	SEASONS	REC	YDS	G
1. Kendall Wright	2008-11	302	4,004	19
2. Terrance Williams	2009-12	202	3,334	13
3. Tevin Reese	2010-13	187	3,102	12
4. Antwan Goodley	2011-14	150	2,366	12
5. Corey Coleman	2013-pres.	173	3,009	11
6. Gerald McNeil	1980-83	163	2,651	10
Reggie Newhouse	1999-2002	183	2,552	10
8. Lawrence Elkins	1962-64	144	2,094	9
Melvin Bonner	1989-92	92	1,984	9
10. KD Cannon	2014-pres.	164	2,671	8

DEFENSE

TACKLES FOR LOSS

PLAYER	SEASONS	YDS	TFL
1. Charles Benson	1979-82	259	49.0
2. Shawn Oakman	2013-15	176	46.5
3. John Garrett	2000-03	131	38.5
4. Robin Jones	1988-91	164	38.0
5. Mike Singletary	1977-80	103	34.0
6. Justin Crooks	2001-04	108	33.5
7. Scotty Lewis	1990, 92-94	114	33.0
8. Daryl Gardener	1992-95	111	32.5
9. Taylor Young	2013-pres.	127	31.0
10. Santana Dotson	1988-91	117	30.0
Andrew Billings	2013-15	112	30.0

SACKS

PLAYER	SEASONS	SACKS
1. Shawn Oakman	2013-15	17.5
2. Daryl Gardener	1992-95	15.0
Chris McAllister	2010-13	15.0
4. Scotty Lewis	1990, 92-94	14.0
5. James Francis	1986-89	13.5
Matthew Pearson	1991-92	13.5
7. Jamal Palmer	2012-15	13.0
John Garrett	2000-03	13.0
9. Taylor Young	2013-pres.	12.5
10. Santana Dotson	1988-91	12.0
Glenn Coy	1994-97	12.0

INTERCEPTION RETURN YARDS

PLAYER	SEASONS	INT	AVG	YDS
1. George Sims	1945-48	15	21.33	320
2. Robert Blackmon	1986-89	14	19.64	275
3. Orion Stewart	2013-pres.	11	20.55	226
4. Del Shofner	1954-56	7	31.00	217
5. Thomas Everett	1983-86	12	16.17	194

YARDS PER INT RETURN (MIN. 5 RETURNS)

PLAYER	SEASONS	INT	YDS	AVG
1. Del Shofner	1954-56	7	217	31.00
2. Daniel Wilturner	1998-00	5	145	29.00
3. Derrick Cash	2000-03	7	189	27.00
4. Samir Al-Amin	1997-01	6	160	26.67
5. Eddie Lackey	2012-13	7	164	23.43
6. Joe Williams	2011-13	6	131	21.83
7. George Sims	1945-48	15	320	21.33
8. Orion Stewart	2013-pres.	11	226	20.55
9. Robert Blackmon	1986-89	14	275	19.64
10. Bobby Griffin	1947-49	8	157	19.63
Ryan Reid	2013-pres.	6	115	19.17

INTERCEPTIONS

PLAYER	SEASONS	YARDS	AVG	INT
1. Vann McElroy	1978-81	113	7.06	16
Mike Welch	1986-90	133	8.31	16
3. George Sims	1945-48	320	21.33	15
4. Ron Francis	1982-86	102	7.29	14
Robert Blackmon	1986-89	275	19.64	14
6. Robert Reid	1950-51	158	12.15	13
7. Thomas Everett	1983-86	194	16.17	12
Michael McFarland	1989-92	79	6.58	12
9. Orion Stewart	2013-pres.	226	20.55	11
Adrian Robinson	1993-95	177	16.09	11

PASSES BROKEN UP

PLAYER	SEASONS	PBU
1. Gary Baxter	1997-00	44
2. Howard Fields	1976-79	35
3. Thomas Everett	1983-86	33
4. Joe Williams	2011-13	32
5. George McCullough	1993-96	31
6. Robert Blackmon	1986-89	30
7. Ron Francis	1982-86	29
8. Daniel Wilturner	1998-00	28
9. Samir Al-Amin	1997-01	26
10. Vic Vines	1979-82	24
Bobby Hart	2000-02	24
Ryan Reid	2013-pres.	23

CAREER RECORDS CHARTS -- BAYLOR

TOTAL OFFENSE

YARDS PER PLAY (Min. 350 plays)

	PLAYER	SEASONS	PLAYS	YARDS	AVG
1.	Seth Russell	2013-pres.	805	6,701	8.324
2.	Bryce Petty	2011-14	1,037	8,533	8.229
3.	Robert Griffin III	2008-11	1,720	12,620	7.337
4.	Nick Florence	2009-12	959	6,952	7.249
5.	Cody Carlson	1983-86	900	5,835	6.483
6.	J.J. Joe	1990-93	1,073	6,815	6.351
7.	Larry Isbell	1949-51	467	2,833	6.066
8.	Shock Linwood	2013-pres.	699	4,166	5.960
9.	Jay Jeffrey	1980-81	579	3,420	5.907
10.	Don Trull	1961-63	801	4,501	5.619

SCORING

POINTS

	PLAYER	SEASON	TD	FG	PAT	PTS
1.	Aaron Jones	2010-13	0	59	274	451
2.	Chris Callahan	2014-pres.	0	35	196	301
3.	Shock Linwood	2013-pres.	37	0	0	222
4.	Alfred Anderson	1980-83	36	0	* 2	220
5.	Terry Syler	1985-88	0	38	101	215
6.	Jeff Ireland	1988-91	0	45	78	213
7.	Corey Coleman	2013-15	35	0	0	210
8.	Robert Bledsoe	1977-80	0	31	111	204
9.	Robert Griffin III	2008-11	33	0	* 1	200
10.	Jarvis Van Dyke	1993-95	0	29	110	197

KICKING

POINTS, KICKING

	PLAYER	SEASONS	FG	PAT	PTS
1.	Aaron Jones	2010-13	59	274	451
2.	Chris Callahan	2014-pres.	35	199	304
3.	Terry Syler	1985-88	38	101	215
4.	Jeff Ireland	1988-91	45	78	213
5.	Robert Bledsoe	1977-80	31	111	204

FIELD GOALS MADE

	PLAYER	SEASONS	PCT	FGA	FGM
1.	Aaron Jones	2010-13	.628	94	59
2.	Jeff Ireland	1988-91	.563	80	45
3.	Terry Syler	1985-88	.731	52	38
4.	Chris Callahan	2014-pres.	.673	52	35
5.	Robert Bledsoe	1977-80	.492	63	31
	Marty Jimmerson	1981-84	.721	43	31

FIELD GOALS ATTEMPTED

	PLAYER	SEASONS	FGM	PCT	FGA
1.	Aaron Jones	2010-13	59	.628	94
2.	Jeff Ireland	1988-91	45	.563	80
3.	Robert Bledsoe	1977-80	31	.492	63
4.	Chris Callahan	2014-pres.	35	.673	52
	Terry Syler	1985-88	38	.731	52

FIELD GOAL PERCENTAGE (MIN. 8 MADE)

	PLAYER	SEASONS	FGM	FGA	PCT
1.	Terry Syler	1985-88	38	52	.731
2.	Ryan Havens	2003-06	27	37	.730
3.	Matt Bryant	1997-98	21	29	.724
4.	Marty Jimmerson	1981-84	31	43	.721
5.	Chris Callahan	2014-pres.	35	52	.673

PAT KICKS MADE

	PLAYER	SEASONS	PCT	XPA	XPM
1.	Aaron Jones	2010-13	.986	278	274
2.	Chris Callahan	2014-pres.	.990	201	199
3.	Robert Bledsoe	1977-80	.982	113	111
4.	Jarvis Van Dyke	1993-95	.991	111	110
5.	Terry Syler	1985-88	.971	104	101

PAT KICKS ATTEMPTED

	PLAYER	SEASONS	XPM	PCT	XPA
1.	Aaron Jones	2010-13	274	.986	278
2.	Chris Callahan	2014-pres.	199	.990	201
3.	Robert Bledsoe	1977-80	111	.982	113
4.	Jarvis Van Dyke	1993-95	110	.991	111
5.	Terry Syler	1985-88	101	.971	104

PAT KICK PERCENTAGE (MIN. 35 MADE)

	PLAYER	SEASONS	XPM	XPA	PCT
1.	Matt Bryant	1997-98	42	42	1.000
2.	Jarvis Van Dyke	1993-95	110	111	.991
3.	Chris Callahan	2014-pres.	199	201	.990
4.	Aaron Jones	2010-13	274	278	.986
5.	Robert Bledsoe	1977-80	111	113	.982

PLAYER SPOTLIGHTS

4 GRAYLAND ARNOLD CB

5-10 • 185 • Fr. • HS • Kountze, Texas

- True freshman cornerback that impressed in fall camp
- Had 2 tackles and 1 PBU vs. Kansas State
- Returned from injury and had 1 tackle at No. 9 Oklahoma
- Did not play vs. TCU due to injury
- Started but did not record any stats at Texas, left game early due to injury
- Earned career-first start against KU, recording career-best 4 stops
- Did not play at Rice, played only on special teams vs. OSU & ISU
- Recorded PBU in reserve roll against SMU
- Served as reserve DB in win over NSU
- National top 200 recruit from Kountze (Texas) High School
- Rated nation's No. 183 prospect overall on Top247
- National position rating among cornerbacks: 19th by 247Sports, 53rd by Scout, 62nd by Rivals, 83rd by ESPN.

CAREER STATISTICS

DEFENSE

YEAR	G/GS	UT	AT	TT	TFL-YD	QBS-YD	FF/FR	PBU	INT-YD
2016	8/2	6	1	7	0.0-0	0-0	0/0	2	0-0
Career	8/2	6	1	7	0.0-0	0-0	0/0	2	0-0

CAREER BESTS

Tackles: 4 vs. Kansas (10/15/16)

Solo Tackles: 4 vs. Kansas (10/15/16)

Interceptions: N/A

Forced Fumbles: N/A

Fumble Recoveries: N/A

Pass Breakups: 1 vs. SMU (9/10/16); vs. KSU (11/19/16)

6 HENRY BLACK S

6-0 • 200 • RFr. • SQ • Shreveport, La.

- Second-year freshman down safety
- Played but did not record any stats vs. Kansas State
- Entered game at No. 9 Oklahoma at S for first time, recording career-high 6 tackles and 5 solo
- Played on special teams in season's 1st 8 games, only recorded stats were 2 tackles vs. Northwestern State
- Sat out 2015 season as redshirt, dressed for 1 of 13 games
- Two-time all-state two-way athlete from Woodlawn High School
- Played both CB and WR as prep

CAREER STATISTICS

DEFENSE

YEAR	G/GS	UT	AT	TT	TFL-YD	QBS-YD	FF/FR	PBU	INT-YD
2015									
2016	10/0	6	2	8	0.0-0	0-0	0/0	0	0-0
Career	10/0	6	2	8	0.0-0	0-0	0/0	0	0-0

CAREER BESTS

Tackles: 6 at Oklahoma (11/12/16)

Solo Tackles: 5 at Oklahoma (11/12/16)

Interceptions: N/A

Forced Fumbles: N/A

Fumble Recoveries: N/A

Pass Breakups: N/A

48 TRAVON BLANCHARD NB

6-2 • 205 • Jr. • 2L • Orange, Texas

Jim Thorpe Award Semifinalist

Bronko Nagurski National Defensive Player of Week (9/27)

Jim Thorpe Award Player of Week (9/28)

Big 12 Defensive Player of Week (9/26)

- Fourth-year junior, quick, rangy, playmaker
- Suffered knee injury in fall camp, missed first 2 games
- Posted 7 tackles vs. Kansas State
- Had 4 tackles, 0.5 TFLs and 0.5 sacks at No. 9 Oklahoma
- Made 7 tackles and 1 PBU vs. TCU
- Recorded 5 tackles (all solo) and PBU at Texas
- Had 1 tackle and a PBU vs. Kansas
- Posted 8 tackles at Iowa State
- Had 11 tackles, career-high 4.5 TFLs, PBU, QBH, forced fumble and fumble recovery vs. OSU
- Started, made season debut at Rice, posted 9 tackles, then career-high-tying 3 TFLs and 1 sack along with 1 PBU
- Listed as starting "Bear"/nickelback heading into fall camp
- Tabbed preseason All-Big 12 second team by Phil Steele
- Starting NB in all 13 games in 2015, earning All-Big 12 2nd team
- Led Big 12 (tied) and 13th nationally with .31 forced fumbles/game
- Ranked 20th in conference with 6.5 tackles-per-game
- Played in all 13 games as reserve safety/dime back in 2014
- Totaled 31 stops, 1 INT & 1 QBH, as redshirt freshman

CAREER STATISTICS

DEFENSE

YEAR	G/GS	UT	AT	TT	TFL-YD	QBS-YD	FF/FR	QBH	INT-YD
2013									
2014	13/0	20	11	31	2.5-7	0-0	0/0	1	1-0
2015	13/13	65	18	83	7.5-33	2.0-17	3/2	1	2-3
2016	8/7	34	18	52	8.0-20	1.5-9	1/1	1	0-0
Career	34/20	119	47	166	18.0-60	3.5-26	4/3	3	3-3

CAREER BESTS

Tackles: 14 vs. Oklahoma (11/14/15)

Solo Tackles: 13 vs. Oklahoma (11/14/15)

Tackles-For-Loss: 4.5 vs. Oklahoma State (9/24/16)

Sacks: 1.0 vs. OU (11/14/15); at OSU (11/21/15); at Rice (9/16/16)

Interceptions: 1, three times, last vs. Oklahoma (11/14/15)

QB Hurries: 1, three times, last vs. OSU (9/24/16)

Recovered Fumbles: 1, three times, last vs. OSU (9/24/16)

Forced Fumbles: 1, four times, last vs. OSU (9/24/16)

Blocked Punts: 1 vs. Iowa State (10/24/15)

40 CHRIS CALLAHAN K

5-9 • 205 • Jr. • 2L • Houston, Texas

- Third-year junior, returning first-stringer for place-kicks
- 1 of 2 players (K Aaron Jones) to score 300+ points in BU history
- Ranks 2nd on BU's all-time list in points by a kicker with 304
- Ranks 2nd on BU's all-time list in PATs made with 199
- Ranks 2nd on BU's all-time list in PATs attempted with 201
- Ranks 4th on BU's all-time list in PATs percentage with .990
- Ranks 4th on BU's all-time list in FGs made with 35
- Ranks tied for 4th on BU's all-time list in FGs attempted with 52
- Went 3-for-3 on PATs vs. Kansas State
- Made 35-yard FG and 3-for-3 on PATs at No. 9 Oklahoma
- Went 2-for-2 on PATs vs. TCU
- Made both FGs (27, 24) and all 4 PATs at Texas
- Missed both FGs (36, 34), made all 7 PATs vs. Kansas
- Went 6-for-6 on PATs at Iowa State while hitting only FG attempt from 19 yards as time expired for 2nd career game-winning kick
- Did not play in Oklahoma State game
- Was 5-for-5 on PAT & 1-of-3 on FG (47&37miss, 23made) at Rice
- Posted 2 FGs (35, 38) and was 4-for-5 on PATs vs. SMU
- Went 7-for-7 on PATs and made 23 and 33-yard FGs in opener
- First-string kicker in all 13 games in 2015
- Set four new school records as sophomore after being perfect 83-for-83 on PAT attempts (most consecutive made, tied for highest single-season percentage, most made and most attempted)
- Handled FGs and majority of PATs in 2014
- Set 4 BU and 1 NCAA record in 2014, including 129 pts by kicker
- Made 75-of-76 PATs in 2014 to lead Big 12
- Made all 4 FGs to tie school record vs. KU, all came in 2Q to tie FBS record for most in quarter (6th FBS player to do so)
- Hit memorable 28-yard FG as time expired to beat TCU in what many referred to as CFB's 2014 "game of the year"
- Had career-best 4-for-4 effort vs. TCU while going 7-for-7 on PATs for 19 points, setting Baylor record for kicking points in a game
- Played in 1st career game, scored 1st points at McLane Stadium on 23-yard FG in 1st quarter
- Sat out 2013 season, participated on practice squad, redshirted to retain eligibility
- Former all-state kicker at Second Baptist School

CAREER STATISTICS

SCORING

YEAR	G/GS	PAT-A	PCT	FG-A	PCT	TP
2013						
2014	13/0	75-76	98.6	18-26	.692	129
2015	13/0	83-83	100.0	8-13	.615	107
2016	9/0	41-42	97.6	7-11	63.6	68
Career	31/0	199-201	99.0	35-52	67.3	304

CAREER BESTS

Longest FG: 46 vs. KSU (12/6/14)

Most FGs: 4 vs. TCU (10/11/14); vs. KU (11/1/14)

Most PATs: 10 vs. Rice (9/26/15)

Most Points: 19 vs. TCU (10/11/14)

PLAYER SPOTLIGHTS

9 KD CANNON

WR

6-0 • 180 • Jr. • 2L • Mount Pleasant, Texas

- Third-year junior, silky smooth receiver
- Squad's most experienced receiver, listed as starter at WR
- Has caught at least 1 pass in all 35 career games played, which leads all active Big 12 WRs and is currently tied for 15th in FBS
- Ranks 21st in FBS and 2nd in Big 12 with 6.2 receptions/game
- Ranks 26th in FBS and 4th in Big 12 with 85.9 receiving yards/gm
- Ranks 34th in FBS and 4th in Big 12 with 8 receiving TDs
- Ranks 55th in FBS and 7th in Big 12 with 773 receiving yards
- Projected 2016 All-American by Athlon (third team) and Phil Steele (fourth team)
- Made Maxwell, Biletnikoff and Campbell Tyler Rose watch lists
- Had 9 catches for 91 yards vs. Kansas State
- Notched 7 catches for 122 yards and 2 TDs at No. 9 Oklahoma
- Made 5 catches for 29 yards vs. TCU
- Posted 5 catches for 86 yards and 1 TD at Texas
- Had 3 catches for 75 yards and 1 TD vs. Kansas
- Missed game at Iowa State with groin injury
- Posted 3 catches for 18 yards vs. OSU, left game with injury
- Had 9 catches for 213 yards (5th-most in program history) and 2 TDs at Rice
- Posted career-high 10 catches for 93 yards and 1 TD vs. SMU
- Had 5 grabs for 46 and 1 TD in Northwestern State win
- Starting wide receiver in all 13 games, earned second-team All-Big 12 honors as sophomore
- Averaged 17.4 yards per reception, ranked sixth in Big 12, and 66.8 yards per game, eighth in conference
- Named 2014 Freshman All-American
- Set 6 school records in 2014, including freshman-high 58 grabs
- Totaled 1,030 yards and 8 TDs on 58 receptions in 2014
- Led NCAA in receptions of 60 yards or longer (4), 70 yards or longer (3) and 80 yards or longer (2)
- Additional school records: single-game TDs (3), single-half receiving yards (223), bowl game receiving yards (197) and bowl game TD receptions (2)
- Had 223 receiving yards, which were 2nd-most in a game in Baylor history (and set the BU record for most in a half, with all recorded in the 1st half vs. Northwestern State)
- Ran sprint distance for Baylor track in spring of 2015, helping 4x100 relay team make NCAA Championship field
- Blue chip recruit and top 50 national recruit from Mount Pleasant (Texas) High School
- All-American wide receiver rated nation's 30th-best recruit on ESPN300 and named U.S. Army All-American
- Topped 1,000 yards receiving in each of final 3 prep seasons
- Earned fame for highlight-reel somersault catch in Aug. 30, 2013, win over Paris, clip on YouTube has over 75,000 views

CAREER STATISTICS

RECEIVING

YEAR	G/GS	REC	YD	AVG	TD	LP/OPPONENT
2014	13/7	58	1030	17.8	8	89/at UB (TD)
2015	13/13	50	868	17.4	6	71/at OSU (TD)
2016	9/9	56	773	13.8	8	62/Oklahoma (TD)
Career	35/30	164	2,671	16.2	22	89/at UB (TD)

CAREER BESTS

Receptions: 10 vs SMU (9/10/16)
Receiving Yards: 223 vs. NSU (9/6/14)
Touchdowns: 3 vs. NSU (9/6/14)
Longest Reception: 89 at Buffalo (9/12/14) (TD)

19 RAAQUAN DAVIS

LB

6-2 • 230 • Jr. • 2L • Rockwall, Texas

- Fourth-year junior LB, starter in 3-4 formation
- Praised by staff for his efforts in spring drills
- Played but did not have any stats at No. 9 Oklahoma and vs. KSU
- Started, made 9 tackles vs. TCU
- Started, had 2 tackles (both solo) at Texas
- Started, posted career highs of 15 tackles (all solo, 2nd most solo tackles in BU history), 2 TFLs and 1st career sack to go along with a QB hurry vs. Kansas
- Played at Iowa State but did not record any stats
- Notched 2 tackles vs. Oklahoma State
- Had 2 tackles at Rice
- Posted season-high 8 tackles vs. SMU and 1 PBU
- Had 3 tackles and .5 TFL in season-opener
- Veteran reserve and special-teamer with 26 games played
- Played in all 13 games as back-up linebacker and on special teams as sophomore
- Played all 13 games, primarily on special teams as well as reserve linebacker as redshirt freshman for 2014 Big 12 champions
- Totaled 16 tackles (eight solo) on season
- Sat out first season at Baylor and participated on practice squad, redshirted to retain eligibility
- Traveled to Zambia for mission trip with Baylor student-athletes in May 2014.

CAREER STATISTICS

DEFENSE

YEAR	G/GS	UT	AT	TT	TFL-YD	QBS-YD	FF/FR	PBU	INT-YD
2013					Redshirt				
2014	13/0	8	8	16	0.0-0	0.0-0	0/0	0	0-0
2015	13/0	17	5	22	1.5-1	0.0-0	0/0	0	0-0
2016	10/5	26	15	41	2.5-20	1.0-7	0/0	1	0-0
Career	35/5	51	28	79	3.5-21	1.0-7	0/0	1	0-0

CAREER BESTS

Tackles: 15 vs. Kansas (10/15/16)
Solo Tackles: 15 vs. Kansas (10/15/16)
Tackles-For-Loss: 2.0 vs. Kansas (10/15/16)
Sacks: 1.0 vs. Kansas (10/15/16)
QB Hurries: 1 vs. NSU (9/2/16); vs. Kansas (10/15/16)
Forced Fumbles: N/A
Recovered Fumbles: N/A

20 AIAVION EDWARDS

LB

6-1 • 230 • Sr. • 3L • Stephenville, Texas

- Fifth-year senior linebacker, starter at LB
- Has 5 career double-digit tackle games
- Tallied 5 tackles vs. Kansas State
- Recorded 8 tackles at No. 9 Oklahoma
- Notched 5 tackles vs. TCU
- Had 13 tackles, 2 TFLs and 1 sack at Texas
- Made 3 tackles vs. Kansas
- Posted 8 tackles at Iowa State
- Tallied team-high 12 tackles along with 2 TFLs, 1 sack and 1 QB hurry vs. Oklahoma State
- Had team-high 11 tackles, TFL and QB hurry at Rice
- Posted 6 tackles, 0.5 sacks and 1 QB hurry vs. SMU
- Had 4 tackles in season-opening victory over Northwestern State
- Played all 13 games and made two starts as junior
- Tied for fourth in Big 12 with two fumbles recovered
- Finished season with monster game in Russell Athletic Bowl, totaled 17 tackles, sack, PBU and forced fumble and named to Athlon's All-Bowl 2nd team and to ESPN's Big 12 All-Bowl team
- Played in 11 of 13 games, started five, as sophomore in 2014
- Totaled 35 tackles (20 solo, 2.5 for loss), 0.5 sacks, three PBUs, 1 forced fumble, 1 fumble recovery and 1 QB hurry on season
- Played in 12 of 13 games, on special teams, reserve linebacker, as redshirt freshman in 2013
- Traveled to Brazil for mission trip with Baylor student-athletes in May 2015
- Has squatted 710 pounds, highest mark on team

CAREER STATISTICS

DEFENSE

YEAR	G/GS	UT	AT	TT	TFL-YD	QBS-YD	FF/FR	PBU	INT-YD
2012					Redshirt				
2013	12/0	16	4	20	3.5-12	1.5-8	0/0	1	0-0
2014	11/5	20	15	35	2.5-8	0.5-1	1/1	3	0-0
2015	13/2	39	22	44	2.0-7	1.0-6	0/2	1	0-0
2016	10/10	45	30	75	5.5-25	2.5-17	0/0	0	0-0
Career	45/17	122	71	174	13.5-53	5.5-32	1/3	5	0-0

CAREER BESTS

Tackles: 17 vs. North Carolina (12/29/15)
Solo Tackles: 9 vs. North Carolina (12/29/15)
Tackles-For-Loss: 3.5 vs. Wofford (8/31/13)
Sacks: 1.0, five times, last at Texas (10/29/16)
Pass Break Ups: 1, four times, last vs. North Carolina (12/29/15)
Forced Fumbles: 1, vs. SMU (8/31/14) & vs. UNC (12/29/15)
Recovered Fumbles: 1, three times, last at Kansas (10/10/15)

PLAYER SPOTLIGHTS

84 JORDAN FEUERBACHER TE

6-4 • 265 • Jr. • 1L • Kingwood, Texas

- Third-year junior tight end
- Played but did not record any stats vs. Kansas State
- Started, had 1 catch for 10 yards at No. 9 Oklahoma
- Started but did not record any stats vs. TCU
- Had 1 catch for 11 yards at Texas
- Started, had 1 catch for 6 yards vs. Kansas
- Started at Iowa State but did not record any stats
- Posted career highs of 2 catches and 50 yards receiving vs. OSU
- Had 1 catch for 22-yard TD at Rice
- Started opener, caught 1 pass for 5-yard TD vs. Demons
- Had only 2 career receptions entering 2016, both as true freshman in 2014
- Former early enrollee participated in third spring drills in 2016
- In 2015, played final four games and started once after being removed from redshirt consideration due to injuries at TE
- Totaled no stats on season
- Played in 12 of 13 games as true freshman in 2014 for Big 12 champions, one of four true freshmen to play in 2014
- Listed as state's No. 1 tight end recruit by Dave Campbell's Texas Football 2014 winter publication
- National position rankings among tight end prospects: 21st by 247Sports, 23rd by ESPN, 29th by Scout

CAREER STATISTICS

RECEIVING

YEAR	G/GS	REC	YD	AVG	TD	LP/OPPONENT
2014	12/0	2	15	7.5	0	9/NSU
2015	4/1	0	0	0.0	0	—
2016	10/6	7	104	14.9	2	36/OSU
Career	26/7	9	119	13.2	2	36/OSU

CAREER BESTS

RECEIVING

Receptions: 2 vs. Northwestern State (9/6/14); vs. OSU (9/24/16)

Receiving Yards: 50 vs. Oklahoma State (9/24/16)

Touchdowns: 1 vs. NSU (9/4/16); at Rice (9/16/16)

Longest Reception: 36 vs. Oklahoma State (9/24/16)

55 KYLE FULLER C

6-5 • 315 • Sr. • 3L • Wylie, Texas

Midseason All-American, first team (*Sporting News*)

- Fifth-year senior and third-year starting center
- Veteran honors candidate with 49 career games played (most on team) and 36 career starts (tied for most on squad)
- Projected 2016 All-America by ESPN (1st Tm) & Lindy's (2nd Tm)
- On Rimington, Outland, Rotary Lombardi, Senior Bowl watch lists
- Named "Best Offensive Lineman" in state by Dave Campbell Texas Football
- Ranks 9th on Outland Trophy's Schneider Scale (92.20 points)
- Had 87% coaches grade and 5 KDs vs. Kansas
- Posted team-high 89% coaches grade and 5 KDs at Iowa State to earn 4th straight team O-lineman of week honor
- Had career-high 93% coaches grade and 4 KDs vs. Oklahoma State to earn 3rd straight team O-lineman of week honor
- Talled then-career-high-tying 92% coaches grade with season-high-tying 6 KDs at Rice to earn 2nd O-lineman of week award
- Posted then-career-high 92% coaches grade with season-high 6 knockdowns vs. SMU to earn team O-lineman of week honor
- Started opener and helped BU give up 0 sacks and rush for 275 yards, credited with 4 knockdowns & coaches grade of 88.0%
- Starting center in all 13 games as junior, earned All-Big 12 honors
- Anchor on offensive line that paved way for nation's No. 2-ranked rushing offense (326.7 ypg) and led Big 12 with 1.15 average sacks allowed
- Averaged 88.9 percent coaches grade and totaled 51 knockdowns
- Four times earned team's Lineman of Week honors
- Started all 13 games at center in 2014, earning All-Big 12 honors
- Led team with 49 knockdowns on season
- Anchored Baylor offensive line that powered running game to 215.5 yards per game (2nd in Big 12) and ranked 4th in league with 1.85 sacks allowed
- Played all 13 games as special teamer and reserve OL in 2013
- Totaled 22 knockdowns, averaged 86.1 coaches grade in 2013
- Dressed for 5 of 13 games in 2012 during redshirt season
- Graduated in May 2016 with degree in communications studies
- Two-time Big 12 Commissioner's Honor Roll selection
- Consensus state top 100 OL recruit for Wylie (TX) High School
- Squatted 590 pounds and recorded clean lift of 360 pounds

CAREER STATISTICS

OFFENSE

YEAR	G/GS	GRADE	KNOCKDOWNS
2012		Redshirt	
2013	13/0	86.1	22
2014	13/13	87.3	49
2015	13/13	88.9	51
2016	10/10	90.2	30
Career	49/38	88.1	152

36 DREW GALITZ P/K

6-0 • 205 • So. • 1L • Rowlett, Texas

- Second-year sophomore, starting punter, handles kickoffs as well
- Named 2016 preseason All-Big 12 by Phil Steele
- Ranks 68th in FBS and 7th in Big 12 with 41.2 yards/punt
- Had 7 punts for 253 yards (36.1) with 2 inside the 20 and 4 kickoffs for 239 yards (59.8) vs. Kansas State
- Notched 3 punts for 143 yards (47.7) with 1 inside the 20 and 5 kickoffs for 310 yards (62.0) at No. 9 Oklahoma
- Had 9 punts for 355 yards (39.4) with 1 inside the 20 and 4 kickoffs for 254 yards (63.5) vs. TCU
- Posted 5 punts for 196 yards (39.2) and 8 kickoffs for 482 yards (60.2)
- Had 2 punts for 85 yards (42.5) with 1 inside the 20 while having 8 kickoffs for 490 yards (61.2) and missed 1st career FG attempt (48) vs. Kansas
- Posted 2 punts for 89 yards (44.5) with 1 inside the 20 while having 7 kickoffs for 434 yards (62.0)
- Had 3 punts for 131 yards (43.7) vs. Oklahoma State while having 6 kickoffs for 387 yards (64.5)
- Posted 4 punts for 169 yards (42.2) with 1 inside 20 and long of 54 at Rice while adding 7 kickoffs for 446 yards (63.7)
- Had 5 punts for 242 yards (48.4) with 2 inside 20 and long of 60 vs. SMU while adding 8 kickoffs for 520 yards (65.0)
- Punted 4 times for 149 yards (37.2) against NSU
- Had 9 kickoffs for 577 yards (64.1) in season-opener
- Primary punter all 13 games as freshman in 2015, avg. 40.7 yards
- Earned All-Big 12 honorable mention by league coaches
- Under Armour All-American, played 2015 all-star game in Florida
- Rated nation's No. 3 kicker by ESPN and No. 9 by 247Sports
- Ranked 125th prospect in state by ESPN, regardless of position
- Gained notoriety as prep kicker when video clip of successful 71-yard FG goal at Kohl's Kicking Camp practice in Oct. 2014 went viral on YouTube
- Also played soccer at RHS, named All-District 11-5A second-team midfielder

CAREER STATISTICS

PUNTING

YEAR	G/GS	NO	YDS	AVG	I20	LP/OPPONENT
2015	13/0	40	1,627	40.7	11	61/TTU
2016	10/0	44	1,812	41.2	9	60/SMU
Career	23/0	84	3,439	40.9	20	61/TTU

KICKING

YEAR	G/GS	KO	YDS	AVG	TB	OB
2016	10/0	66	4,139	62.7	20	2
Career	10/0	66	4,139	62.7	20	2

CAREER BESTS

PUNTING

Punts: 10 at TCU (11/27/15)

Punting Yards: 401 at TCU (11/27/15)

Longest Punt: 61 vs. Texas Tech (10/3/15)

Punts Inside 20: 4 at TCU (11/27/15)

PLAYER SPOTLIGHTS

6 JAMYCAL HASTY RB

5-9 • 200 • RFr. • SQ • Longview, Texas

Big 12 Newcomer of Week (9/19)

- Second-year elusive, quick freshman running back
- Did not play due to injury vs. Kansas State
- Had career-high 19 carries for 75 yards at No. 9 Oklahoma
- Posted 12 carries for 42 yards vs. TCU
- Had 6 carries for 13 yards at Texas
- Rushed 6 times for 34 yards vs. Kansas
- Had 1 rush for 4 yards and 1 catch for no yards at Iowa State
- Posted 11 carries for 29 yards vs. Oklahoma State
- Had career highs of 14 carries, 105 yards, 1 TD, 2 catches and 26 yards at Rice
- Had 7 carries for 64 yards and 1st career TD vs. SMU
- Got 7 carries and produced 68 yards as 3rd option in backfield in NSU victory
- National top 300 recruit and All-American RB from Longview HS
- Ranked No. 204 national recruit by 247Sports, No. 213 by Rivals and No. 262 by ESPN
- Ranked 21st among RB prospects by ESPN and 40th by Scout

CAREER STATISTICS

RUSHING

YEAR	G/GS	ATT	YD	AVG	TD	LP/OPPONENT
2015		Redshirt				
2016	9/0	83	434	5.2	2	31/at Rice
Career	9/0	83	434	5.2	2	31/at Rice

CAREER BESTS

RUSHING

Attempts: 19 at Oklahoma (11/12/16)

Yards: 105 at Rice (9/16/16)

Touchdowns: 1 vs. SMU (9/10/16); at Rice (9/16/16)

Longest Rush: 31 at Rice (9/16/16)

2 DAVION HALL S

6-2 • 205 • Jr. • 2L • Texarkana, Texas

- Athletic, third-year junior, listed as starter at down safety, special teams ace
- Returned for career-day vs. K-State with 16 tackles (11 solo) and 1 fumble recovery
- Did not play vs. TCU or Oklahoma due to hip injury
- Had 4 tackles and career-high-tying 1 TFL at Texas
- Made 4 tackles and 1 PBU vs. Kansas
- Had 2 tackles at Iowa State
- Played but did not record any stats vs. Oklahoma State
- Had career-high 9 stops (8 solo), 1st career TFL & 1 PBU at Rice
- Posted 8 tackles and 7 solo with 1 PBU and 1st career INT for 62-yard return vs. SMU
- Had 3 tackles in win over NSU, first game action on defense
- Former receiver moved to defense prior to 2016 spring drills
- Made 20 receptions and two TD catches in two seasons at receiver (six career starts), also 18 tackles on special teams
- Played all 13 games at WR, four starts, and on special teams
- Totaled five receptions for 77 yards and one touchdown on offense, also 12 tackles (11 solo) on special teams on season
- Made tackle in 10 of 13 games
- Played in 11 of 13 games in freshman season
- Caught 15 balls for 210 yards and 1 TD, plus had 6 stops on special teams
- Named to spring 2015 Big 12 Commissioner's Honor Roll.
- Former prep All-American, early enrollee in January 2014
- Blue chip recruit & top 100 national prep star at Liberty-Eylau HS
- Rated nation's 38th-best recruit on ESPN300
- Named U.S. Army All-American, played in 2014 all-star bowl game
- National prospect rankings: 40th on Scout200 by Scout, 56th on 247Sports's Top247 and 116th by Rivals
- National position ratings: fourth by Scout (WR), fourth by ESPN (athlete), fifth by Rivals (athlete) and seventh by 247Sports (athlete)

CAREER STATISTICS

DEFENSE

YEAR	G/GS	UT	AT	TT	TFL-YD	QBS-YD	FF/FR	PBU	INT-YD
2014	11/2	4	2	6	0.0-0	0.0-0	0/0	0	0-0
2015	13/4	11	1	12	0.0-0	0.0-0	0/0	0	0-0
2016	8/4	35	11	46	2.0-6	0.0-0	1/0	3	1-62
Career	32/10	50	14	64	2.0-6	0.0-0	1/0	3	0-0

CAREER BESTS

Tackles: 16 vs. Kansas State (11/19/16)

Solo Tackles: 11 vs. Kansas State (11/19/16)

Tackles-For-Loss: 1.0 at Rice (9/16/16); at Texas (10/29/16)

Sacks: N/A

PBUs: 1 vs. SMU (9/10/16); at Rice (9/16/16); vs. KU (10/15/16)

INTs: 1 vs. SMU (9/10/16)

Forced Fumbles: 1 vs. Kansas State (11/19/16)

Recovered Fumbles: N/A

7 LYNX HAWTHORNE WR

6-0 • 200 • Sr. • 3L • Refugio, Texas

- Fifth-year senior receiver
- Speedy veteran of special teams, returning receiver
- Had 1 rush for -7 yards vs. Kansas State
- Did not play at No. 9 Oklahoma
- Started, had 1 kickoff return for 16 yards vs. TCU
- Played but did not record any stats at Texas
- Had 2 catches for 42 yards, rushed once for 5 yards vs. Kansas
- Started and had 1 rush for 7 yards at Iowa State
- Played but did not record any stats vs. Oklahoma State
- Had 3 catches for 19 yards vs. SMU
- Came off bench to make 1 catch for career-long 45 yards in win over Northwestern State
- Played in all 13 games in junior season
- Played prominent role in final games of 2015 season, utilized as quarterback (former prep QB) due to injuries at position
- Played in nine of 13 games with 3 starts in 2014
- Totaled 165 yards and 2 TDs on 14 catches
- Played in 6 of 13 games in redshirt freshman 2013 season & had 2 catches for 14 yards
- Sat out first season at Baylor and participated on practice squad, redshirted to retain eligibility
- Two-time Academic All-Big 12 honoree
- Four-time Big 12 Commissioner's Honor Roll selection
- Traveled to Brazil for mission trips with Baylor student-athletes in May 2015 and May 2016
- Graduated in December 2015 with degree in Health, Kinesiology and Leisure Studies.
- Graduated early to enroll at BU in January 2012

CAREER STATISTICS

RECEIVING

YEAR	G/GS	REC	YD	AVG	TD	LP/OPPONENT
2012		Redshirt				
2013	6/0	2	14	7.0	0	7/Wofford & Buffalo
2014	9/3	14	165	11.8	2	37/Buffalo (TD)
2015	13/0	10	95	9.5	1	22/Rice (TD)
2016	9/3	6	106	17.7	0	45/NSU
Career	37/7	32	380	11.9	3	45/NSU

CAREER BESTS

Receptions: 7 at UB (9/12/14)

Receiving Yards: 123 at UB (9/12/14)

Touchdowns: 2 at UB (9/12/14)

Longest Reception: 45 vs. Northwestern State (9/12/16)

11 JAMESON HOUSTON CB

6-2 • 200 • RFr. • SQ • Austin, Texas

- Second-year freshman reserve CB, tall with speed
- Played but did not record any stats vs. Kansas State
- Did not play at No. 9 Oklahoma
- Made 1 tackle and 1 PBU vs. TCU
- Had 3 tackles (all solo, tying career high) and 1st career forced fumble and fumble recovery on same play at Texas
- Posted career highs of 5 tackles and 0.5 TFLs vs. Kansas
- Had 3 tackles at Iowa State
- Did not play vs. Oklahoma State
- Had 1 PBU at Rice
- Had 1st 2 career tackles, both solo, with a PBU vs. SMU
- Started NSU game and had 1 break-up
- Sat out first season at Baylor and participated on practice squad, redshirted to retain eligibility.
- Two-time all-state two-way athlete from St. Michael's Academy in Austin, Texas
- Rated nation's No. 63 athlete prospect by ESPN, and No. 76 among safety recruits by Scout

CAREER STATISTICS

DEFENSE

YEAR	G/GS	UT	AT	TT	TFL-YD	QBS-YD	FF/FR	PBU	INT-YD
2015		Redshirt							
2016	8/2	12	2	14	0.5-1	0.0-0	1/1	4	0-0
Career	8/2	12	2	14	0.5-1	0.0-0	1/1	4	0-0

CAREER BESTS

Tackles: 5 vs. Kansas (10/15/16)

Solo Tackles: 3, three times, last at UT (10/29/16)

Tackles-For-Loss: 0.5 vs. Kansas (10/15/16)

Sacks: N/A

PBUs: 1, four times, last vs. TCU (11/5/16)

Forced Fumbles: 1 at Texas (10/29/16)

Recovered Fumbles: 1 at Texas (10/29/16)

90 TYRONE HUNT DE

6-5 • 275 • RFr. • SQ • Arp, Texas

- Second-year freshman defensive lineman
- Started, had 1 tackle vs. Kansas State
- Made 1st career start at Oklahoma, had career-high 8 tackles (6 solo) and 1st 3 TFLs
- Played at Texas and vs. TCU but did not record any stats
- Had 1 tackle vs. Kansas
- Played vs. OSU and at ISU but did not record any stats
- Posted 1 tackle at Rice
- Had 2 tackles vs. SMU
- Recorded 2 tackles vs. Northwestern State
- Redshirted in 2015, dressed for 1 of 13 games
- All-state DL from Arp High School

CAREER STATISTICS

DEFENSE

YEAR	G/GS	UT	AT	TT	TFL-YD	QBS-YD	FF/FR	QBH	INT-YD
2015		Redshirt							
2016	10/2	10	5	15	3.0-6	0-0	0/0	0	0-0
Career	10/2	10	5	15	3.0-6	0-0	0/0	0	0-0

CAREER BESTS

Tackles: 8 at Oklahoma (11/12/16)

Solo Tackles: 6 at Oklahoma (11/12/16)

Tackles for loss: 3.0 at Oklahoma (11/12/16)

PLAYER SPOTLIGHTS

43 JAMIE JACOBS DE

6-5 • 255 • So. • 1L • Waco, Texas

- Third-year sophomore, reserve at DE
- Had 1 tackle vs. Kansas State
- Posted 1 tackle at No. 9 Oklahoma
- Made career-high 3 tackles and tied career high with 2 solo stops vs. TCU
- Had 2 tackles and career-high 1 TFL at Texas
- Made 1 tackle vs. Kansas
- Played at Iowa State but did not record any stats
- Tallied 1 tackle vs. Oklahoma State
- Posted 1 tackle at Rice
- Had 1 tackle and 0.5 sacks vs. SMU
- Started NSU game with 4 tackles, .5 TFL and 2 QB hurries
- Played 4 games and made 2 tackles as redshirt freshman in 2015
- Sat out first season at Baylor and participated on practice squad, redshirted to retain eligibility.
- Local from nearby Midway HS in Hewitt, Texas.
- Rated state's 86th-best prospect by ESPN and No. 2 on Waco Tribune-Herald's Centex Top 25 list

CAREER STATISTICS

DEFENSE

YEAR	G/GS	UT	AT	TT	TFL-YD	QBS-YD	FF/FR	QBH	INT-YD
2014									
2015	4/0	1	1	2	0.0-0	0.0-0	0/0	0	0-0
2016	10/2	8	5	13	2.0-4	0.5-1	0/0	2	0-0
Career	14/2	9	6	15	2.0-4	0.5-1	0/0	2	0-0

CAREER BESTS

Tackles: 3 vs. TCU (11/5/16)

Solo Tackles: 2 at Texas (10/29/16); vs. TCU (11/5/16)

Tackles for loss: 1.0 at Texas (10/29/16)

Sacks: 0.5 vs. SMU (9/10/16)

QB Hurries: 2 vs. Northwestern State (9/2/16)

Forced Fumbles: N/A

Fumbles Recovered: N/A

94 XAVIER JONES DE

6-3 • 245 • So. • 1L • Magnolia, Texas

- Third-year sophomore defensive lineman
- Started, had 4 tackles and 1 TFL vs. Kansas State before leaving game due to injury
- Made 1st career start at Oklahoma, had 1 tackle and QB hurry
- Had 1 tackle vs. TCU
- Posted career-high 6 tackles (3 solo) and career-high-tying 2 TFLs at Texas while forcing 1st career fumble
- Recorded 3 tackles and 1 TFL vs. Kansas
- Had 4 tackles and 0.5 TFLs at Iowa State
- Notched 4 tackles, career-high 2 TFLs and 1st career sack vs. Oklahoma State
- Played at Rice and vs. SMU but did not record any stats
- Had 1 tackle and 1 TFL vs. Northwestern State
- Played in 5 of 13 games in 2015, had 1 tackle
- Redshirted in 2014 and participated on practice squad
- Two-time all-state DL from Magnolia West High School under head coach Shawn Bell, former Baylor QB
- Timed at 4.79 in 40-yard dash and has 37.5 inch vertical jump

CAREER STATISTICS

DEFENSE

YEAR	G/GS	UT	AT	TT	TFL-YD	QBS-YD	FF/FR	QBH	INT-YD
2014									
2015	5/0	1	0	1	0.0-0	0.0-0	0/0	0	0-0
2016	10/2	15	9	24	7.5-27	1.0-9	1/0	1	0-0
Career	15/2	16	9	25	7.5-27	1.0-9	1/0	1	0-0

CAREER BESTS

Tackles: 6 at Texas (10/29/16)

Solo Tackles: 3 vs. OSU (9/24/16); at Texas (10/29/16)

Tackles for loss: 2.0 vs. OSU (9/24/16); at Texas (10/29/16)

Sacks: 1.0 vs. Oklahoma State (9/24/16)

QB Hurries: 1 at Oklahoma (11/12/16)

Forced Fumbles: 1 at Texas (10/29/16)

21 PATRICK LEVELS NB

5-11 • 195 • Sr. • 3L • Dallas, Texas

- Fifth-year senior, athletic playmaker
- Ranks 2nd in FBS and 1st in Big 12 with 4 fumble recoveries
- Ranks 18th in FBS and 1st in Big 12 with 0.30 forced fumbles/gm
- Posted 2 tackles, 1 TFL and sack, 1 fumble recovery and 1 QB hurry vs. Kansas State
- Had no stats on defense at No. 9 Oklahoma but posted 5 kickoff returns for 116 yards and long of 30 yards
- Started, had 3 tackles and 0.5 TFLs vs. TCU
- Played but did not record any stats at Texas
- Made 1 tackle vs. Kansas
- Had 4 tackles, 0.5 TFLs and 1 QB hurry at Iowa State
- Had 8 tackles, career-high 3 TFLs, 1 sack and 1 fumble recovery vs. Oklahoma State
- Posted 5 stops, 1.5 TFLs, 0.5 sack and 1 fumble recovery at Rice
- Had career-high 12 tackles and 7 solo and 2 forced fumbles, recovering 1 along with 2 QB hurries and 1 TFL vs. SMU
- Made career first start vs. NSU for injured starter Blanchard at NB/"Bear" position
- Had 5 stops (3 solo) 1.5 TFLs and 1 forced fumble in NSU win
- Termed "destructive" by coaches.
- Played all 13 games as reserve NB & on special teams as junior
- Played in 12 of 13 games on special teams and as reserve nickelback for 2014 Big 12 champions
- Played all 13 games on special teams and spot duty as reserve defensive back in first season
- Sat out first season at Baylor and participated on practice squad, redshirted to retain eligibility
- Two-time Big 12 Commissioner's Honor Roll selection
- Graduated in December 2015 with a degree in Health, Kinesiology and Leisure Studies
- Traveled to Zambia for mission trip with Baylor student-athletes in May 2014.
- 2011 MaxPreps Medium Schools All-America

CAREER STATISTICS

DEFENSE

YEAR	G/GS	UT	AT	TT	TFL-YD	QBS-YD	FF/FR	PBU	INT-YD
2012									
2013	13/0	10	5	15	0-0	0-0	0/1	0	0-0
2014	12/0	4	1	5	0-0	0-0	0/0	0	0-0
2015	13/0	15	3	18	2.0-3	1.0-2	1/0	2	0-0
2016	10/6	23	17	40	9.0-32	2.5-15	3/4	0	0-0
Career	48/6	52	26	78	11.0-35	3.5-17	4/5	2	0-0

CAREER BESTS

Tackles: 12 vs. SMU (9/10/16)

Solo Tackles: 7 vs. SMU (9/10/16)

Tackles-For-Loss: 3.0 vs. Oklahoma State (9/24/16)

Sacks: 1.0 at SMU (9/4/15); vs. OSU (9/24/16)

Pass Break Ups: 1, twice

Forced Fumbles: 2 vs. SMU (9/10/16)

Recovered Fumbles: 1 vs. ULM (9/21/13); vs. SMU (9/10/16); at Rice (9/16/16); vs. OSU (9/25/16); vs. KSU (11/20/16)

97 IRA LEWIS DT

6-3 • 300 • So. • 1L • Houston, Texas

- Third-year sophomore lineman, starter at NT
- Had 1 tackle and 1 TFL vs. Kansas State
- Played but did not record any stats at No. 9 Oklahoma
- Posted 5 tackles and career-high-tying 3 solo stops vs. TCU
- Made 2 tackles, 1 TFL, 1 sack and 1 fumble recovery vs. Kansas
- Had career-high 8 tackles with 1st career sack at Iowa State
- Had 4 tackles and 1 QB hurry vs. Oklahoma State
- Posted career-high 6 tackles along with 0.5 TFLs vs. SMU
- Had monster game with 3.0 TFLs in career-first start against NSU
- Played in five of 13 games as reserve defensive lineman as redshirt freshman with no stats
- Sat out first season at Baylor and participated on practice squad, redshirted to retain eligibility
- Rated nation's 70th-best defensive tackle prospect by 247Sports out of Houston's Lamar HS where he was 2-time all-district

CAREER STATISTICS

DEFENSE

YEAR	G/GS	UT	AT	TT	TFL-YD	QBS-YD	FF/FR	QBH	INT-YD
2014									
2015	5/0	0	0	0	0.0-0	0.0-0	0/0	0	0-0
2016	9/6	15	15	28	6.5-27	2.0-13	0/1	2	0-0
Career	14/6	15	15	28	6.5-27	2.0-13	0/1	2	0-0

CAREER BESTS

Tackles: 8 at Iowa State (10/11/16)

Solo Tackles: 3 vs. Northwestern State (9/2/16); vs. TCU (11/5/16)

Tackles For loss: 3.0 vs. Northwestern State (9/2/16)

Sacks: 1.0 at Iowa State (10/11/16); vs. Kansas (10/15/16)

QB Hurries: 1 vs. Northwestern State (9/2/16); OSU (9/24/16)

Forced Fumbles: N/A

Fumbles Recovered: vs. Kansas (10/15/16)

PLAYER SPOTLIGHTS

32 SHOCK LINWOOD RB

5-9 • 200 • Sr. • 3L • Linden, Texas

Big 12 Offensive Player of Week (10/3)

- Fifth-year senior, starter at RB on NSU game depth chart
- Two-time All-Big 12 running back on pace to set numerous school records
- Veteran with 46 games played (third-most on squad) and 29 career starts (third on team)
- Named to watch lists for Doak Walker, Maxwell, Campbell Tyler Rose, Senior Bowl and Rotary Lombardi honors
- Ranks 38th in FBS and 5th in Big 12 with 5.94 yards per carry
- Versatile, smart, tough runner who ranks top 10 on most major Baylor career rushing lists (6.0 yards-per-attempt ranked first all-time, 4,166 yards ranked first, 36 rushing TDs ranked first, 90.1 yards-per-game ranked fourth, 222 points ranked third, 4,352 all-purpose yards ranked third and 6.3 total offense yards-per-play ranked seventh)
- Ranks 6th all-time in Big 12 career rushing yards
- 16 total 100-yard games also ranked second all-time at BU
- 36 career rushing TDs broke Baylor's career record of 35 by Alfred Anderson with his 1 TD rush vs. Kansas
- Posted 110 yards on 24 carries vs. Kansas State
- Did not play at No. 9 Oklahoma due to team suspension
- Posted 6 carries for 27 yards vs. TCU
- Had 17 rushes for 67 yards at Texas
- Rushed 10 times for 46 yards and 1 TD vs. Kansas
- Had 25 carries for career-high 237 yards and 1 TD at Iowa State -- rush total was 4th-most rushing yards in BU single game history, 10th 200-yard rushing game in BU history and extended his school record to 8 career 150+ rushing yard games
- Posted 2 carries for 4 yards vs. Oklahoma State
- Had 13 carries for 57 yards at Rice to break Walter Abercrombie's school record of 3,665 yards (3,675)
- Had 18 carries for 59 yards and 1 catch for 4 yards vs. SMU
- Opened season with 97 yards on 9 carries in win over NSU
- In 2015, starting running back in 12 games played, missed bowl game due to foot injury
- Earned second-team All-Big 12 honors and semifinalist for Doak Walker and Campbell Tyler Rose Awards
- Ranked seventh nationally and second in Big 12 with 6.78 yards per carry
- Ranked 20th nationally and fourth in conference with 110.8 yards per game
- Broke Abercrombie's BU junior rushing record
- First-string RB in 2014 that played in all 13 games and started 12
- Semifinalist for Tyler Rose Award
- Ranked 2nd on BU's single-season rushing TD list (16) and on single-season rushing yards list (1,252)
- Set BU sophomore season rushing record vs. TTU, passing Jerod Douglas' 1,114 yards in 1995 -- also has BU's freshman record
- Played in 12 of 13 games and started twice at tailback in 2013
- Selected Big 12 Offensive Newcomer of Year by San Antonio Express-News and Freshman All-America season in 2013
- Rushed for BU freshman-record 881 yards (broke previous mark of 843 set by Robert Griffin III in 2008)
- Dressed for 7 of 13 games in 2012, but did not play; redshirted to retain eligibility
- All-state running back, but also played QB, LB, DB and was a return man for Linden-Kildare HS
- Ranked as No. 34 athlete by 247Sports.com

CAREER STATISTICS

RUSHING						
YEAR	G/GS	ATT	YD	AVG	TD	LP/OPPONENT
2012		Redshirt				
2013	12/2	128	881	6.9	8	68/Kansas (TD)
2014	13/12	251	1,252	5.0	16	46/TTU
2015	12/12	196	1,329	6.8	10	79/TTU (TD)
2016	9/2	124	704	5.9	2	59/ISU
Career	46/28	699	4,166	6.0	36	79/TTU (TD)

CAREER BESTS

- RUSHING**
- Attempts:** 29 vs. Texas Tech (11/16/13)
- Yards:** 237 at Iowa State (10/1/16)
- Touchdowns:** 3 at Iowa State (9/27/14); vs. Lamar (9/12/15)
- Longest Rush:** 79 vs. Texas Tech (10/3/15)

2 BLAKE LYNCH WR

6-3 • 210 • RS-Fr. • SQ • Gilmer, Texas

- Second-year freshman receiver, former prep All-American
- Started 1st time at RB, rushed 3 times for 13 yards while making career-high-tying 6 catches for 63 yards and 1 TD vs. K-State
- Had 2 catches for 21 yards at No. 9 Oklahoma and 1st career rushing game with 6 carries for 58 yards
- Started, posted career-high-tying 6 catches for 48 yards vs. TCU
- Started, had 2 catches for 26 yards at Texas
- Made 1 catch for 7 yards vs. Kansas
- Posted 3 catches for 80 yards at Iowa State
- Had 1 catch for 7 yards vs. Oklahoma State
- Made 1st career start, had 5 catches for 26 yards at Rice
- Had 6 catches for 95 yards along with 31-yard TD catch vs. SMU
- Had 2 catches for 31 yards, including 1st career TD on 12-yard pass from Zach Smith in Baylor debut vs. Northwestern State
- Sat out 2015 as redshirt, dressed for all 13 games, no action
- Former national top 200 recruit (No. 185 by ESPN) and three-sport star from Gilmer HS
- Ranked as nation's 86th-best recruit by 247Sports, named 2015 U.S. Army All-American
- National position rankings: No. 8 athlete by 247Sports, No. 21 WR by Rivals, No. 25 S by Scout and No. 30 athlete by ESPN

CAREER STATISTICS

RECEIVING						
YEAR	G/GS	REC	YD	AVG	TD	LP/OPPONENT
2015		Redshirt				
2016	10/4	34	404	11.8	3	57/ISU
Career	10/4	34	404	11.8	3	57/ISU

CAREER BESTS

- Receptions:** 6 vs. SMU (9/10/16); vs. TCU (11/5/16); vs. KSU (11/20/16)
- Receiving Yards:** 95 vs. SMU (9/10/16)
- Longest Reception:** 57 at ISU (10/1/16)
- Touchdowns:** 1 vs. NSU (9/2/16); vs. SMU (9/10/16); vs. KSU (11/20/16)

13 TONY NICHOLSON WR

5-10 • 185 • RFr. • SQ • Grand Prairie, Texas

- Second-year freshman receiver, moved to offense from defensive back prior to 2016 fall camp
- Had 1 rush for 3 yards and 1 kickoff return for 23 yards vs. KSU
- Played but did not record any stats at No. 9 Oklahoma
- Posted 1 punt return for 14 yards vs. TCU and career-high 6 kick-off returns for career-high 102 yards with career-high 22-yard return
- Recorded 1 punt return for 12 yards at Texas
- Had 2 punt returns for 32 yards vs. Kansas
- Played but did not record any stats at Iowa State
- Posted 1 punt return for 1 yard and 3 kick returns for 36 yards vs. Oklahoma State
- Had 2 punt returns for 5 yds. and career-first kick return for 16 yds. vs. Rice.
- Had 2 punt returns for 4 yards vs. SMU
- Was primary punt returner against NSU and had successful debut with 4 returns for 83 yards (20.8)
- Sat out first season at Baylor and participated on practice squad, redshirted to retain eligibility.
- Talented multi-position athlete from South Grand Prairie (Texas) High School
- Ranked nation's 51st-best WR prospect by 247Sports and 88th by Scout and listed No. 59 among "athlete" prospects by ESPN

CAREER STATISTICS

PUNT RETURNS						
YEAR	G/GS	RET	YD	AVG	TD	LP/OPPONENT
2015		Redshirt				
2016	10/0	13	151	11.6	0	44/NSU
Career	10/0	13	151	11.6	0	44/NSU

KICK RETURNS

YEAR	G/GS	RET	YD	AVG	TD	LP/OPPONENT
2015		Redshirt				
2016	10/0	11	177	16.1	0	22/TCU
Career	10/0	11	177	16.1	0	22/TCU

CAREER BESTS

- PUNT RETURNS**
- Returns:** 4 vs. Northwestern State (9/2/16)
- Yards:** 83 vs. Northwestern State (9/2/16)
- Longest Return:** 44 vs. Northwestern State (9/2/16)

PLAYER SPOTLIGHTS

14 CHRIS PLATT

WR

5-11 • 170 • So. • 1L • Willis, Texas

- Third-year sophomore receiver, speedy
- Started, had 3 catches for 34 yards and 1 TD vs. Kansas State
- Had 1 catch for 6 yards at No. 9 Oklahoma
- Posted 3 catches for 70 yards vs. TCU
- Played but did not record any stats at Texas
- Started, had 2 catches for 17 yards, 1 rush for 8 yards vs. Kansas
- Notched 2 catches for 51 yards and 1 TD at Iowa State
- Posted career highs of 114 yards and 2 TDs on 3 catches vs. Oklahoma State, including career-long 89-yard catch (TD)
- Had 5 catches for 45 yards against Rice
- Had 2 catches for 14 yards vs. SMU
- Started season-opener, catching 2 passes for 19 yards
- Played all 13 games, started once, as receiver and primary kick returner as redshirt freshman
- Posted Baylor's 4th-best single-season kick return average of 27.61 yards
- Sat out 2014 as redshirt, dressed for 9 of 13 games, no action
- Clocking at 4.48 in 40-yard dash
- Ran on BU track's 4x400-meter relay team at 2015 NCAA Championships
- Former national top 300 recruit (No. 294 by ESPN) and three-sport speedster from Willis HS
- National rankings among WRs 44th by ESPN and 68th by 247Sports

CAREER STATISTICS

RECEIVING

YEAR	G/GS	REC	YD	AVG	TD	LP/OPPONENT
2014	Redshirt					
2015	13/1	11	155	14.1	1	42/SMU (TD)
2016	10/6	23	370	16.1	4	89/OSU (TD)
Career	23/7	34	525	15.4	5	89/OSU (TD)

CAREER BESTS

Receptions: 5 at Rice (9/16/16)

Receiving Yards: 114 vs. Oklahoma State (9/24/16)

Longest Reception: 89 vs. Oklahoma State (9/24/16) (TD)

Touchdowns: 2 vs. Oklahoma State (9/24/16)

9 RYAN REID

CB

5-11 • 190 • Sr. • 3L • Dallas, Texas

Jim Thorpe Award Player of Week (10/19)

Big 12 Defensive Player of Week (10/17)

- Fifth-year senior cornerback, third year to start at CB
- Veteran with 32 career starts (third-most on team)
- Named preseason 2016 All-Big 12 by Lindy's and member of Senior Bowl watch list
- Ranks 49th in FBS and 7th in Big 12 with 0.3 INTs/game
- Ranks 49th in FBS and 7th in Big 12 with 3 interceptions
- Tallied 3 tackles vs. K-State before leaving game due to injury
- Had 5 tackles and 1 PBU at No. 9 Oklahoma
- Posted 3 tackles and 1 PBU vs. TCU
- Posted 1 tackle, 1 INT and 1 PBU at Texas
- Had career-high 2 INTs with 116 return yards (2nd most in BU history), including 64-yard TD vs. Kansas
- Returned to starting role at Iowa State, had 3 tackles
- Had 1 tackle in limited playing time vs. Oklahoma State
- Missed Rice game due to ankle injury
- Posted 1 tackle vs. SMU before leaving with ankle injury in 1Q
- Had 1 tackle in start in season-opening victory over NSU
- Played all 13 games, starting cornerback in 12, as junior
- Ranked eighth in Big 12 in both interceptions per game (0.23) and passes defended per game (0.85)
- Sat out 2015 spring drills after surgery to repair core muscle injury
- Played 12 games (all starts) in 2014 as sophomore with 32 tackles, 2 forced fumbles, 1 fumble recovery and 12 PBUs
- Tallied career highs with 7 tackles, 5 pass breakups and 1 forced fumble vs. TCU in 2014 -- never had more than 3 tackles or any pass breakups in a game previously -- including memorable fourth-down PBU to set up epic 2014 win over No. 9 TCU
- Played in seven games as redshirt freshman in 2013
- Totaled eight tackles and one forced fumble on season
- Graduated in May 2016 with a degree in communication studies
- Former HS DB, wildcat quarterback, receiver, returner and PK
- Timed at 4.48 in 40-yard dash, vertical jump measured at 38.8
- Former under-19 Team USA member, versatile prep athlete played DB, wildcat QB, receiver, returner and placekicker

CAREER STATISTICS

DEFENSE

YEAR	G/GS	UT	AT	TT	TFL-YD	QBS-YD	FF/FR	PBU	INT-YD
2012									
2013	7/0	7	1	8	0.0-0	0.0-0	1/0	0	0-0
2014	12/12	31	1	32	0.0-0	0.0-0	2/1	12	0-0
2015	13/12	21	7	28	1.0-2	0.0-0	0/0	8	3-[-1]
2016	9/8	13	5	18	0.0-0	0.0-0	0/0	3	3-116
Career	41/32	72	14	86	1.0-2	0.0-0	3/1	23	6-115

CAREER BESTS

Tackles: 7 vs. TCU (10/11/14)

Solo Tackles: 7 vs. TCU (10/11/14)

Interceptions: 2 vs. Kansas (10/15/16)

Forced Fumbles: 1, three times, last vs. TTU (11/29/14)

Fumble Recoveries: 1 vs. TTU (11/29/14)

Pass Breakups: 5 vs. TCU (10/11/14)

Blocked Field Goals: 1 vs. Rice (9/26/15)

52 GREG ROBERTS

DE

6-6 • 260 • So. • 1L • Nacogdoches, Texas

- Third-year sophomore defensive lineman
- Started, but did not record any stats vs. Kansas State
- Started, had 4 tackles at No. 9 Oklahoma
- Started, posted career highs with 6 tackles, 4 solo stops and 2 TFLs vs. TCU
- Started, had 1 tackle at Texas
- Started, had 2 tackles, 1 PBU and 1 QB hurry vs. Kansas
- Started, posted a QB hurry at Iowa State
- Had 1 tackle and 1 QB hurry vs. Oklahoma State
- Had career-first start in win over Rice, had 1 assisted tackle
- Made 1st 3 career tackles with 0.5 TFLs, 2 QB hurries and 1 PBU vs. SMU
- Played as DE in win over NSU, had no stats
- Played in five of 13 games as reserve defensive lineman as redshirt freshman with two solo tackles
- Sat out first season at Baylor and participated on practice squad, redshirted to retain eligibility
- Father, Greg Sr., is former NFL player and 1978 Outland Trophy award winner
- Prepped at Nacogdoches (Texas) High School
- National top-100 recruit at defensive end, rated No. 56 by ESPN.com and No. 85 by Scout.com

CAREER STATISTICS

DEFENSE

YEAR	G/GS	UT	AT	TT	TFL-YD	QBS-YD	FF/FR	QBH	INT-YD
2014									
2015	5/0	2	0	2	0.0-0	0.0-0	0/0	0	0-0
2016	10/7	12	6	16	2.5-6	0.0-0	0/0	5	0-0
Career	15/7	14	6	18	2.5-6	0.0-0	0/0	5	0-0

CAREER BESTS

Tackles: 5 vs. TCU (11/5/16)

Solo Tackles: 4 vs. TCU (11/5/16)

Tackles for loss: 2.0 vs. TCU (11/5/16)

Sacks: N/A

QB Hurries: 2 vs. SMU (9/10/16)

Forced Fumbles: N/A

Fumbles Recovered: N/A

56 K.J. SMITH

DE

6-2 • 260 • Jr. • 2L • Frisco, Texas

- Fourth-year junior starting DE, technically sound veteran
- Tallied 5 tackles, 1 TFL and sack and 1 QB hurry vs. K-State
- Had career-high-tying 10 tackles, career-high 8 solo stops, 1.5 TFLs and 1.5 sacks at No. 9 Oklahoma
- Made 3 tackles, 0.5 TFLs, 0.5 sacks and 2 QB hurries vs. TCU
- Recorded 4 tackles and 1 QB hurry at Texas
- Had 2 tackles vs. Kansas
- Posted career highs of 10 tackles and 6 solo stops at Iowa State
- Had 6 stops, 1 TFL, 1 sack, 1 QBH and 1 forced fumble vs. OSU
- Produced career-high 6 tackles vs. Rice, added TFL and .5 sacks
- Had 3 tackles vs. SMU
- Produced 3 stops, 2.0 TFLs, 1 sack and 2 QB hurries
- Named 2016 preseason All-Big 12 by Athlon
- In 2015, played all 13 games, started three (one at end, two as tackle), as sophomore
- Played all 13 games (8 starts) at DE in 2014, named Freshman All-American by Athlon
- Redshirted in 2013 but dressed for 6 of 13 games

CAREER STATISTICS

DEFENSE

YEAR	G/GS	UT	AT	TT	TFL-YD	QBS-YD	FF/FR	QBH	INT-YD
2013									
2014	13/8	28	17	45	10.0-58	5.0-39	2/1	7	0-0
2015	13/3	15	8	23	5.0-10	0.0-0	0/1	8	0-0
2016	10/10	32	20	52	7.0-30	5.5-23	1/0	7	0-0
Career	36/21	75	45	120	22.0-98	10.5-62	3/2	22	0-0

CAREER BESTS

Tackles: 10 at ISU (10/1/16); at Oklahoma (11/12/16)

Solo Tackles: 8 at Oklahoma (11/12/16)

Tackles for Loss: 3.0 vs. Kansas (11/1/14)

Sacks: 2.0 vs. Kansas (11/1/14)

Forced Fumbles: 2 vs. Kansas (11/1/14)

Fumbles Recovered: 1 vs. TTU (11/29/14); vs. ISU (10/24/15)

PLAYER SPOTLIGHTS

4 ZACH SMITH QB

6-4 • 235 • Fr. • HS • Grandview, Texas

- High-profile true freshman quarterback
- Listed No. 2 at QB on preseason depth chart
- Started, set career highs with 27 completions, 45 attempts, 258 yards and 3 TDs while throwing his 1st 3 career INTs vs. KSU
- Entered game in 3rd quarter at No. 9 Oklahoma after Seth Russell suffered season-ending ankle injury, posted 6 completions, 15 attempts, 144 yards and 1 TD pass -- a career-long 62 yard strike -- while also rushing 2 times for -6 yards and 1st career rushing TD
- Went 0-for-1 passing in limited action vs. TCU in 4th quarter
- Did not play at Texas
- Went 4-for-8 for 63 yards, rushed 3 times for 8 yards vs. Kansas
- Did not play vs. Oklahoma State and at Iowa State
- Late insert in Rice game, went 1-for-3 passing for 5 yards
- Entered game in 4Q vs. SMU, went 0-for-1 passing
- Entered NSU game in 2Q, 60 yards and 1 TD on 5-of-7 passing
- National top 300 recruit, went through spring 2016 drills after enrolling mid-year
- Prep All-American, graduated early from Grandview (Texas) High School, and enrolled at Baylor in January 2016
- Prep All-American quarterback and three-time all-state honoree, • Rated nation's 224th best overall prospect on ESPN300
- Record-setting QB under head coach Casey Walraven, also two-time all-state pitcher at GHS
- Career passing yards (10,217) and TDs (113) rank among top 10 in Texas high school football history

CAREER STATISTICS

PASSING

YEAR	G/GS	CMP	ATT	PCT	YDS	INT	TD	LP/OPPONENT
2016	7/1	43	80	53.8	530	3	5	62/OU (TD)
Career	7/1	43	80	53.8	530	3	5	62/OU (TD)

CAREER BESTS

PASSING

- Attempts: 45 vs. Kansas State (11/20/16)
- Completions: 27 vs. Kansas State (11/20/16)
- Yards: 258 vs. Kansas State (11/20/16)
- Touchdowns: 3 vs. Kansas State (11/20/16)
- Longest Pass: 62 (TD) at Oklahoma (11/12/16)

28 ORION STEWART S

6-2 • 200 • Sr. • 3L • Waco, Texas

Big 12 Defensive Player of Week (9/12)

- Fifth-year senior, two-time All-Big 12 safety
- Vocal, energetic veteran with 45 career games played & 32 starts
- Team leader in career tackles (243) and career interceptions (11)
- Ranks 3rd on Baylor's career interception return yards list at 226
- Ranks tied for 13th on Big 12's all-time INT list with 11
- Ranks tied for 9th on Baylor's all-time INT list with 11
- Ranks 6th in FBS and 2nd in Big 12 with 5 interceptions
- Ranks 6th in FBS and 2nd in Big 12 with 0.5 INTs per game
- Preseason All-Big 12 selection by Phil Steele and Athlon
- Named to Senior Bowl watch list
- Tallied 7 tackles and 2 TFLs vs. Kansas State
- Had 9 tackles and 1 INT at No. 9 Oklahoma
- Made 6 tackles and 1 TFL vs. TCU
- Recorded 8 tackles at Texas
- Had 1 tackle, 1 PBU and 1 INT with -11-yard return vs. Kansas
- Had 6 tackles and 1 PBU at Iowa State
- Posted 11 tackles, 1 PBU and 1 INT vs. Oklahoma State
- Had 1 tackle and 1 PBU against Rice, sidelined for portions of game with injury
- Had career-high-tying 2 INTs, 1 returned for 32-yard TD, along with 8 tackles vs. SMU
- Started as safety in opening NSU win, registered 1 tackle
- Starting safety in nine games, 10 games played as junior
- Named honorable mention All-Big 12 by league coaches
- Sat out spring 2015 rehabbing from shoulder surgery
- Played in all 13 games as sophomore with 12 starts at down safety in 2014, tallied 82 tackles, 3 PBUs and 4 INTs for 68 yards
- 2014 All-Big 12 first team by Associated Press and Athlon Sports
- Started twice as redshirt freshman in 2013
- Graduated in August 2016 with a degree in communication studies.
- Local product from nearby Midway High School

CAREER STATISTICS

DEFENSE

YEAR	G/GS	UT	AT	TT	TFL-YD	QBS-YD	FF/FR	PBU	INT-YD
2012									
					Redshirt				
2013	13/2	25	14	39	0-0-0	0-0-0	0/0	4	1-82
2014	13/12	53	29	82	0-0-0	0-0-0	0/0	3	4-68
2015	10/9	50	14	64	1.5-12	1-0-11	1/2	3	1-24
2016	10/10	38	20	58	3-0-4	0-0-0	0/0	4	5-52
Career	45/32	166	77	243	4.5-16	1-0-11	1/2	15	11-226

CAREER BESTS

- Tackles: 12 at OK State (11/23/13)
- Solo Tackles: 8, three times, last at Kansas State (11/5/15)
- Pass Breakups: 1, 11 times, last at ISU (10/1/16)
- Interceptions: 2 at Texas (10/4/14); vs. SMU (9/10/16)
- Forced Fumbles: 1 vs. Texas Tech (10/3/15)
- Recovered Fumbles: 1 vs. TTU (10/3/15); vs. UNC (12/29/15)

11 POOH STRICKLIN WR

6-1 • 185 • RFr. • SQ • Waco, Texas

- Second-year freshman receiver
- Started, had 1 catch for 19-yard TD vs. Kansas State
- Started, had career-high 3 catches for 23 yards at No. 9 Oklahoma
- Had 1 catch for 14 yards and a 2-point conversion catch vs. TCU
- Posted 1 catch for career-long 45 yards at Texas
- Returned from injury, had 2 catches for career-high 51 yards, including career-best 44-yard grab, vs. Kansas
- Missed Rice, OSU and ISU games due to shoulder injury
- Had 1 catch for 22 yards in 1st career start vs. SMU, left game with shoulder injury
- Was reserve WR in win over NSU, 2 catches for 21 yards with TD
- Sat out first season at Baylor and participated on practice squad, redshirted to retain eligibility.
- Local product from nearby Midway High School
- Ranked No. 230 national recruit by 247Sports and No. 257 on ESPN 300 listing

CAREER STATISTICS

RECEIVING

YEAR	G/GS	REC	YD	AVG	TD	LP/OPPONENT
2015						
						Redshirt
2016	7/3	11	195	17.7	2	45/Texas
Career	7/3	11	195	17.7	2	45/Texas

CAREER BESTS

- Receptions: 3 at Oklahoma (11/12/16)
- Receiving Yards: 51 vs. Kansas (10/15/16)
- Longest Reception: 45 at Texas (10/29/16)
- Touchdowns: 1 vs. NSU (9/2/16), vs. KSU (11/19/16)

27 VERKEDRIC VAUGHNS CB

5-10 • 195 • So. • 1L • Mesquite, Texas

- Third-year sophomore, tough and aggressive corner back
- Played but did not have any stats at No. 9 Oklahoma and vs. KSU
- Started, had 2 tackles and 1 PBU vs. TCU
- Played but did not record any stats at Texas
- Did not play vs. Kansas
- Started at Iowa State, had 2 tackles
- Started vs. Oklahoma State, had career-high 7 tackles, 2 PBU and forced and recovered 1st career fumble on same play
- Made 1st career start at Rice, had 1 tackle and career-high 3 PBU
- Played vs. SMU but did not record any stats
- Had 1 tackle and PBU vs. Northwestern State
- Played in 11 games in 2015 as reserve DB and on special teams
- Sat out 2014 to redshirt while participating on practice squad
- Timed at 4.48 in 40-yard dash
- Top 100 national CB recruit, played at Poteet HS as two-time all-district CB and WR

CAREER STATISTICS

DEFENSE

YEAR	G/GS	UT	AT	TT	TFL-YD	QBS-YD	FF/FR	PBU	INT-YD
2014									
					Redshirt				
2015	11/0	2	0	2	0-0-0	0-0-0	0/0	0	0-0
2016	9/4	13	0	13	0-0-0	0-0-0	1/1	7	0-0
Career	20/4	15	0	15	0-0-0	0-0-0	1/1	7	0-0

CAREER BESTS

- Tackles: 7 vs. OK State (9/24/16)
- Solo Tackles: 7 vs. OK State (9/24/16)
- Pass Breakups: 3 at Rice (9/16/16)
- Interceptions: N/A
- Forced Fumbles: 1 vs. OK State (9/24/16)
- Recovered Fumbles: 1 vs. OK State (9/24/16)

18 CHANCE WAZ S

6-0 • 185 • Jr. • 2L • Pflugerville, Texas

- Third-year junior and 2015 All-Big 12 DB, veteran cover safety with 30 games played and 15 starts
- Missed first 1.5 games due to violation of team rules
- Tallied 1 tackle vs. Kansas State
- Had 1 tackle at No. 9 Oklahoma
- Had career-high 11 tackles and career-high-tying 7 solo stops and 1 PBU vs. TCU
- Posted 6 tackles at Texas
- Had 2 tackles vs. Kansas
- Posted 5 tackles at Iowa State
- Made 1st start of season vs. Oklahoma State, recorded career-high-tying 8 tackles
- Had 2 tackles at Rice
- Made season debut in 2nd half of SMU game, did not record stats
- Started in 11 of 13 games at safety in 2015, named honorable mention All-Big 12 by league coaches, ranked 4th on team with 70 tackles
- Played in 11 of 13 games as reserve safety and on special teams as true freshman in 2014 -- 1 of 4 BU true freshmen to play in 2014
- All-state DB from Hendrickson HS, rated nation's 73rd-best safety by Scout

CAREER STATISTICS

DEFENSE

YEAR	G/GS	UT	AT	TT	TFL-YD	QBS-YD	FF/FR	PBU	INT-YD
2014	11/0	4	6	10	0-0-0	0-0-0	0/0	0	0-0
2015	13/11	54	16	70	1-0-1	0-0-0	0/1	3	0-0
2016	9/6	26	10	26	0-0-0	0-0-0	0/0	1	0-0
Career	33/17	84	32	106	1-0-1	0-0-0	0/1	4	0-0

CAREER BESTS

- Tackles: 11 vs. TCU (11/5/16)
- Solo Tackles: 7 vs. Texas Tech (10/3/15); vs. TCU (11/5/16)
- Tackles-For-Loss: 1.0 vs. Rice (9/26/15)
- Pass Breakups: 1, four times, last vs. TCU (11/5/16)
- Interceptions: N/A
- Recovered Fumbles: 1 vs. Texas Tech (10/3/15)

38 JORDAN WILLIAMS LB

6-0 • 220 • RFr. • SQ • Paris, Texas

- Second-year freshman linebacker
- Played but did not record any stats vs. Kansas State
- Made 1st career start at Oklahoma, had career-high 14 tackles, 9 solo, and 1 TFL
- Played vs. TCU but did not record any stats
- Made 2 solo stops at Texas
- Had 5 tackles, career-high 2 TFLs and 1st career sack vs. Kansas
- Played at Iowa State but did not record any stats
- Posted 1 tackle vs. Oklahoma State
- Had 1 tackle at Rice
- Played but did not record any stats vs. SMU
- Recorded 4 tackles vs. Northwestern State
- Redshirted in 2015, dressed for 1 of 13 games
- Two-time all-state LB from Paris High School

CAREER STATISTICS

DEFENSE

YEAR	G/GS	UT	AT	TT	TFL-YD	QBS-YD	FF/FR	QBH	INT-YD
2015									
					Redshirt				
2016	10/1	18	9	27	3-0-9	1-0-3	0/0	0	0-0
Career	10/1	18	8	27	3-0-9	1-0-3	0/0	0	0-0

CAREER BESTS

- Tackles: 14 vs. Oklahoma (11/14/15)
- Solo Tackles: 13 vs. Oklahoma (11/14/15)
- Tackles-For-Loss: 4.5 vs. Oklahoma State (9/24/16)
- Sacks: 1.0 vs. OU (11/14/15); at OSU (11/21/15); at Rice (9/16/16)

PLAYER SPOTLIGHTS

22 TERENCE WILLIAMS RB
6-1 • 220 • So. • 1L • Ennis, Texas

- Tall, punishing, third-year sophomore tailback
- Ranks 51st in FBS and 5th in Big 12 with 5.62 yards/carry
- Ranks 67th in FBS and 6th in Big 12 with 78.7 rushing yards/gm
- Ranks 76th in FBS and 8th in Big 12 with 8 rushing TDs
- Did not play vs. Kansas State due to injury
- Started, posted 5 carries for 17 yards at No. 9 Oklahoma
- Started, had 18 carries for 68 yards vs. TCU
- Rushed for career-high 180 yards at Texas on career-high 24 carries for 2nd 100-yard game this season and 4th career 100-yard game -- yard total was 18th on Baylor's single-game rushing list
- Had 8 rushes for 33 yards and 1 TD vs. Kansas
- Posted 16 carries for career highs of 126 yards and 2 TDs at ISU
- Had 13 carries for 52 yards and 1 TD vs. Oklahoma State while also catching 1 pass for 23 yards in first career start
- Tallied 12 carries for 79 and 1 TD in win at Rice
- Had 19 carries for 81 yards vs. SMU
- Was 2nd RB utilized against NSU and delivered 2 TDs to go with 72 yards on 11 attempts.
- Played in nine of 13 games as reserve running back and special teamer as redshirt freshman
- Totaled 556 yards and three TDs on 88 carries, also two receptions for seven yards and one blocked punt on season
- Sat out 2014 as redshirt, early enrollee in January 2014
- Dressed for 8 of 13 games in 2014 but did not play
- Former national top 300 recruit and 2014 prep All-American at Ennis (Texas) HS

CAREER STATISTICS

RUSHING

YEAR	G/GS	ATT	YD	AVG	TD	LP/OPPONENT
2014		Redshirt				
2015	9/0	91	556	6.3	1	56/at SMU
2016	9/4	126	708	5.6	8	33/ISU
Career	18/4	217	1,281	5.9	9	56/at SMU 2015

CAREER BESTS

RUSHING

Attempts: 24 at Texas (10/29/16)
Yards: 180 at Texas (10/29/16)
Touchdowns: 2 vs. NSU (9/2/16); at ISU (10/1/16)
Longest Rush: 56 at SMU (9/4/15)

1 TAYLOR YOUNG LB
5-10 • 205 • Jr. • 2L • DeSoto, Texas

- Fourth-year junior, returning All-Big 12 linebacker
- Starter at one linebacker spot in 3-4 formation
- Powerful, compact, leader with 27 starts and 33 games played
- Made watch lists for Bednarik, Butkus and Rotary Lombardi
- Ranks 9th all-time at Baylor with 12.5 career sacks
- Did not play at No. 9 Oklahoma and vs. KSU due to knee injury
- Had 8 tackles, 0.5 TFLs and 0.5 sacks vs. TCU
- Recorded 7 tackles, 1 TFL and 1 sack at Texas -- 12.0 career sacks tied for 9th on BU's career list
- Posted 6 tackles, 2 TFLs and career-high-tying 2 sacks vs. Kansas
- Had career-high 17 tackles at Iowa State
- Posted 10 tackles, 0.5 TFLs and 2 QB hurries vs. Oklahoma State
- Had 5 stops, 1.5 TFLs and 1 PBU in win over Rice
- Had 2 tackles vs. SMU
- Led BU with 6 tackles and 3.5 TFLs, including 1 sack in sea-son-opening win over NSU
- In 2015, starting LB in 12 of 13 games, missed 1 due to injury
- Named honorable mention All-Big 12 by league coaches
- Averaged 1.12 tackles for loss, ranked tied for sixth in Big 12 and 6.7 average tackles/game ranked 15th in Big 12
- Has 6 career double figure tackle games
- 2014 Big 12 Defensive Newcomer of Year
- 2014 Freshman All-America
- Named 2015 Cotton Bowl Defensive MVP
- Played in 13 games, made 8 starts, as freshman in 2014 with 92 tackles, 8.5 TFLs, 4.0 sacks, 2 forced fumbles, 2 QB hurries and 1 INT
- Sat out 2013 to redshirt while participating on practice squad
- All-American, all-state LB from DeSoto (Texas) High School
- Had 130 tackles, 3 sacks, 4 INTs, 3 forced fumbles as senior
- Top 100 national LB recruit
- Brother R.J. played football at Arizona, brother Cyrus Gray drafted in 6th round of 2012 NFL Draft by Kansas City after playing at Texas A&M, father Rodney played football at Tulsa

CAREER STATISTICS

DEFENSE

YEAR	G/GS	UT	AT	TT	TFL-YD	QBS-YD	FF/FR	PBU	INT-YD
2013					Redshirt				
2014	13/8	58	34	92	8.5-45	4.0-38	2/0	3	1-37
2015	12/12	60	20	80	13.5-38	4.0-19	0/1	1	0-0
2016	8/7	38	23	61	9.0-44	4.5-23	0/0	1	0-0
Career	33/27	156	77	233	31.0-127	12.5-80	2/1	5	1-37

CAREER BESTS

Tackles: 17 at Iowa State (10/1/16)
Solo Tackles: 11 at WVU (10/18/14)
Tackles-For-Loss: 3.5 vs. Northwestern State (9/2/16)
Sacks: 2.0 at WVU (10/18/14); vs. Kansas (10/15/16)
Forced Fumbles: 1, two times, last vs. TTU (11/29/14)
Fumbles Recovered: 1 at TCU (11/27/15)
Interceptions: 1 vs. Michigan State (1/1/15)

8 ISHMAEL ZAMORA WR
6-4 • 215 • So. • 1L • Houston, Texas

- Third-year sophomore big, powerful receiver
- Missed 1st 3 games due to suspension for violating team rules
- Started, had 7 catches for 49 yards vs. Kansas State
- Started, had 6 catches for 87 yards at No. 9 Oklahoma
- Had 7 catches for 121 yards and 1 TD on career-long 81-yard catch vs. TCU (17th longest pass in program history)
- Started, posted 4 catches for 45 yards and 1 TD at Texas
- Started, had 1 catch for a 4-yard TD vs. Kansas
- Made 1st career start at Iowa State, had 5 catches for 48 yards
- Had career highs of 8 catches, 175 yards and 2 TDs vs. OSU
- Totaled 132 yards and two TDs on nine receptions (14.7 yards per reception) and 142 return yards (28.4 yards per return) on five kick returns on season
- Sat out 2014 as a redshirt, dressed for 9 of 13 games, but saw no action
- Clockd at 4.47 in 40-yard dash
- Former national top 300 recruit (No. 231 by ESPN) and two-sport standout at Elsiek HS
- National rankings among receivers 16th by 247Sports and 32nd by ESPN

CAREER STATISTICS

RECEIVING

YEAR	G/GS	REC	YD	AVG	TD	LP/OPPONENT
2014		Redshirt				
2015	13/0	9	132	14.7	2	37/Kansas (TD)
2016	7/5	38	529	13.9	5	81/TCU (TD)
Career	20/5	47	661	14.1	7	81/TCU (TD)

CAREER BESTS

Receptions: 8 vs. Oklahoma State (9/24/16)
Receiving Yards: 175 vs. Oklahoma State (9/24/16)
Longest Reception: 81 vs. TCU (11/5/16) (TD)
TD Catches: 2 vs. Oklahoma State (9/24/16)

2016 STATS

OVERALL: 6-4 (HOME 4-2, ROAD 2-2, NEUTRAL 0-0) | BIG 12 CONFERENCE: 3-4 (HOME 2-2, ROAD 1-2, NEUTRAL 0-0)

RESULTS 6-4 (3-4 BIG 12)

DATE	OPPONENT	RESULT	SCORE	ATTEND.	AP RANK	TV
Sept. 2	NORTHWESTERN STATE	W	55-7	44,849	23 —	FSN
Sept. 10	SMU	W	40-13	45,499	23 —	FS1
Sept. 16	at Rice	W	38-10	27,047	21 —	ESPN
Sept. 24	OKLAHOMA STATE	W	35-24	45,373	16 RV	FOX
Oct. 1	at Iowa State	W	45-42	50,842	13 —	FS1
Oct. 15	KANSAS	W	49-7	47,598	11 —	FS1
Oct. 29	at Texas	L	34-35	97,822	8 —	ABC
Nov. 5	TCU	L	22-62	48,129	13 —	FOX
Nov. 12	at Oklahoma	L	24-45	86,249	25 9	ABC
Nov. 19	KANSAS STATE	L	21-42	43,581	— —	ESPN2
Nov. 25	vs. Texas Tech					
Dec. 3	at West Virginia					

TEAM STATISTICS

	BAYLOR	OPPONENTS
SCORING	363	287
Points Per Game	36.3	28.7
Points Off Turnovers	65	49
FIRST DOWNS	249	216
Rushing	140	109
Passing	98	87
Penalty	11	20
RUSHING YARDAGE	2550	2135
Yards gained rushing	2732	2441
Yards lost rushing	182	306
Rushing Attempts	491	488
Average Per Rush	5.2	4.4
Average Per Game	255.0	213.5
TDs Rushing	21	28
PASSING YARDAGE	2656	1990
Comp-Att-Int	195-362-11	154-288-10
Average Per Pass	7.3	6.9
Average Per Catch	13.6	12.9
Average Per Game	265.6	199.0
TDs Passing	25	8
TOTAL OFFENSE	5206	4125
Total Plays	853	776
Average Per Play	6.1	5.3
Average Per Game	520.6	412.5
KICK RETURNS: # Yards	27-490	45-895
PUNT RETURNS: # Yards	17-180	6-11
INT RETURNS: # Yards	10-295	11-187
KICK RETURN AVERAGE	18.1	19.9
PUNT RETURN AVERAGE	10.6	1.8
INT RETURN AVERAGE	29.5	17.0
FUMBLES-LOST	18-7	16-9
PENALTIES-Yards	95-765	53-438
Average Per Game	76.5	43.8
PUNTS-Yards	47-1925	66-2666
Average Per Punt	41.0	40.4
Net punt average	39.4	35.5
KICKOFFS-Yards	67-4198	56-3459
Average Per Kick	62.7	61.8
Net kick average	41.8	41.9
TIME OF POSSESSION/Game	26:47	33:13
3RD-DOWN Conversions	77/177	70/163
3rd-Down Pct	44%	43%
4TH-DOWN Conversions	22/33	8/12
4th-Down Pct	67%	67%
SACKS BY-Yards	24-147	19-92
MISC YARDS	0	0
TOUCHDOWNS SCORED	48	37
FIELD GOALS-ATTEMPTS	9-14	9-10
ON-SIDE KICKS	0-0	0-0
RED-ZONE SCORES	(37-49) 76%	(34-39) 87%
RED-ZONE TOUCHDOWNS	(29-49) 59%	(26-39) 67%
PAT-ATTEMPTS	(46-47) 98%	(36-36) 100%
ATTENDANCE	275029	261960
Games/Avg Per Game	6/45838	4/65490
Neutral Site Games		0/0

SCORE BY QUARTERS	1st	2nd	3rd	4th	Total
Baylor	80	138	75	70	363
Opponents	65	82	93	47	287

RUSHING

	GP	ATT.	GAIN	LOSS	NET	AVG.	TD	LONG	YPG
Williams, Terence	9	126	713	5	708	5.6	8	33	78.7
Linwood, Shock	9	124	724	20	704	5.7	2	59	78.2
Russell, Seth	9	94	592	86	506	5.4	8	50	56.2
Hasty, JaMycal	9	83	445	11	434	5.2	2	31	48.2
Schrepfer, Wyatt	5	30	112	4	108	3.6	0	21	21.6
Lynch, Blake	10	10	75	0	75	7.5	0	21	7.5
Heard, Preston	2	4	23	0	23	5.8	0	13	11.5
Hawthorne, Lynx	9	4	19	11	8	2.0	0	14	0.9
Platt, Chris	10	1	8	0	8	8.0	0	8	0.8
Bucey, Dwyer	2	3	4	0	4	1.3	0	3	2.0
Nicholson, Tony	10	1	3	0	3	3.0	0	3	0.3
Smith, Zach	7	9	14	29	-15	-1.7	1	13	-2.1
TEAM	7	2	0	16	-16	-8.0	0	0	-2.3
Total.....	10	491	2732	182	2550	5.2	21	59	255.0
Opponents.....	10	488	2441	306	2135	4.4	28	56	213.5

PASSING

	G	EFF	CMP-ATT-I	PCT	YDS	TD	LONG	AVG/G
Russell, Seth	9	136.90	152-278-8	54.7	2126	20	89	236.2
Smith, Zach	7	122.53	43-80-3	53.8	530	5	62	75.7
Lynch, Blake	10	0.00	0-1-0	0.0	0	0	0	0.0
Bennema, Zack	1	0.00	0-1-0	0.0	0	0	0	0.0
Heard, Preston	2	0.00	0-1-0	0.0	0	0	0	0.0
TEAM	7	0.00	0-1-0	0.0	0	0	0	0.0
Total.....	10	132.21	195-362-11	53.9	2656	25	89	265.6
Opponents.....	10	113.74	154-288-10	53.5	1990	8	61	199.0

RECEIVING

	G	NO	YDS	AVG	TD	LONG	AVG/G
Cannon, KD	9	56	773	13.8	8	62	85.9
Zamora, Ishmael	7	38	529	13.9	5	81	75.6
Lynch, Blake	10	34	404	11.9	3	57	40.4
Platt, Chris	10	23	370	16.1	4	89	37.0
Stricklin, Pooh	7	11	195	17.7	2	45	27.9
Feuerbacher, Jordan	10	7	104	14.9	2	36	10.4
Hawthorne, Lynx	9	6	106	17.7	0	45	11.8
Jones, Quan	4	4	43	10.8	0	18	10.8
Mims, Denzel	9	4	24	6.0	0	10	2.7
Tecklenburg, Sam	10	3	40	13.3	1	23	4.0
Hasty, JaMycal	9	3	26	8.7	0	21	2.9
Williams, Terence	9	2	22	11.0	0	23	2.4
Atkinson, Jared	6	2	14	7.0	0	9	2.3
Linwood, Shock	9	2	6	3.0	0	4	0.7
Total.....	10	195	2656	13.6	25	89	265.6
Opponents.....	10	154	1990	12.9	8	61	199.0

TOTAL OFFENSE

	G	PLAYS	RUSH	PASS	TOTAL	AVG/G
Russell, Seth	9	372	506	2126	2632	292.4
Williams, Terence	9	126	708	0	708	78.7
Linwood, Shock	9	124	704	0	704	78.2
Smith, Zach	7	89	-15	530	515	73.6
Hasty, JaMycal	9	83	434	0	434	48.2
Schrepfer, Wyatt	5	30	108	0	108	21.6
Lynch, Blake	10	11	75	0	75	7.5
Heard, Preston	2	5	23	0	23	11.5
Hawthorne, Lynx	9	4	8	0	8	0.9
Platt, Chris	10	1	8	0	8	0.8
Bucey, Dwyer	2	3	4	0	4	2.0
Nicholson, Tony	10	1	3	0	3	0.3
TEAM	7	3	-16	0	-16	-2.3
Total.....	10	853	2550	2656	5206	520.6
Opponents.....	10	776	2135	1990	4125	412.5

2016 STATS

OVERALL: 6-4 (HOME 4-2, ROAD 2-2, NEUTRAL 0-0) | BIG 12 CONFERENCE: 3-4 (HOME 2-2, ROAD 1-2, NEUTRAL 0-0)

SCORING

	TD	FGS	PATs					SAF	PTS
			KICK	RUSH	RCV	PASS	DXP		
Callahan,Chris	0	9-13	41-42	0-0	0	0-0	0	0	68
Russell,Seth	8	0-0	0-0	0-0	0	1-1	0	0	48
Cannon,KD	8	0-0	0-0	0-0	0	0-0	0	0	48
Williams,Terence	8	0-0	0-0	0-0	0	0-0	0	0	48
Zamora,Ishmael	5	0-0	0-0	0-0	0	0-0	0	0	30
Platt,Chris	4	0-0	0-0	0-0	0	0-0	0	0	24
Lynch,Blake	3	0-0	0-0	0-0	0	0-0	0	0	18
Stricklin,Pooh	2	0-0	0-0	0-0	1	0-0	0	0	14
Linwood,Shock	2	0-0	0-0	0-0	0	0-0	0	0	12
Hasty,JaMycal	2	0-0	0-0	0-0	0	0-0	0	0	12
Feuerbacher,Jordan	2	0-0	0-0	0-0	0	0-0	0	0	12
Reid,Ryan	1	0-0	0-0	0-0	0	0-0	0	0	6
Smith,Zach	1	0-0	0-0	0-0	0	0-0	0	0	6
Tecklenburg,Sam	1	0-0	0-0	0-0	0	0-0	0	0	6
Stewart,Orion	1	0-0	0-0	0-0	0	0-0	0	0	6
Martin,Connor	0	0-0	5-5	0-0	0	0-0	0	0	5
Galitz,Drew	0	0-1	0-0	0-0	0	0-0	0	0	0
Total.....	48	9-14	46-47	0-0	1	1-1	0	0	363
Opponents.....	37	9-10	36-36	0-1	0	0-0	0	1	287

PUNT RETURNS

	NO	YDS	AVG	TD	LONG
Nicholson,Tony	13	151	11.6	0	44
White,Trevor	4	29	7.2	0	13
Total.....	17	180	10.6	0	44
Opponents.....	6	11	1.8	0	6

KICK RETURNS

	NO	YDS	AVG	TD	LONG
Nicholson,Tony	11	177	16.1	0	23
Hasty,JaMycal	8	160	20.0	0	23
Levels,Patrick	6	127	21.2	0	30
Hawthorne,Lynx	1	16	16.0	0	16
Preciado,Rajah	1	10	10.0	0	10
Total.....	27	490	18.1	0	30
Opponents.....	45	895	19.9	0	76

INTERCEPTIONS

	NO	YDS	AVG	TD	LONG
Stewart,Orion	5	52	10.4	1	33
Reid,Ryan	3	116	38.7	1	64
Hall,Davion	1	62	62.0	0	62
Johnston,Clay	1	65	65.0	0	65
Total.....	10	295	29.5	2	65
Opponents.....	11	187	17.0	1	48

FUMBLE RETURNS

	NO	YDS	AVG	TD	LONG
Total.....	0	0	0.0	0	0
Opponents.....	0	0	0.0	0	0

ALL-PURPOSE YARDS

	G	RUSH	REC	PR	KOR	IR	TOT	AVG/G
Cannon,KD	9	0	773	0	0	0	773	85.9
Williams,Terence	9	708	22	0	0	0	730	81.1
Linwood,Shock	9	704	6	0	0	0	710	78.9
Hasty,JaMycal	9	434	26	0	160	0	620	68.9
Zamora,Ishmael	7	0	529	0	0	0	529	75.6
Russell,Seth	9	506	0	0	0	0	506	56.2
Lynch,Blake	10	75	404	0	0	0	479	47.9
Platt,Chris	10	8	370	0	0	0	378	37.8
Nicholson,Tony	10	3	0	151	177	0	331	33.1
Stricklin,Pooh	7	0	195	0	0	0	195	27.9
Hawthorne,Lynx	9	8	106	0	16	0	130	14.4
Levels,Patrick	10	0	0	0	127	0	127	12.7
Reid,Ryan	9	0	0	0	0	116	116	12.9
Schrepper,Wyatt	5	108	0	0	0	0	108	21.6
Feuerbacher,Jordan	10	0	104	0	0	0	104	10.4
Johnston,Clay	10	0	0	0	0	65	65	6.5
Hall,Davion	8	0	0	0	0	62	62	7.8
Stewart,Orion	10	0	0	0	0	52	52	5.2
Jones,Quan	4	0	43	0	0	0	43	10.8
Tecklenburg,Sam	10	0	40	0	0	0	40	4.0
White,Trevor	4	0	0	29	0	0	29	7.2
Mims,Denzel	9	0	24	0	0	0	24	2.7
Heard,Preston	2	23	0	0	0	0	23	11.5
Atkinson,Jared	6	0	14	0	0	0	14	2.3
Preciado,Rajah	6	0	0	0	10	0	10	1.7
Bucey,Dwyer	2	4	0	0	0	0	4	2.0
Smith,Zach	7	-15	0	0	0	0	-15	-2.1
TEAM	7	-16	0	0	0	0	-16	-2.3
Total.....	10	2550	2656	180	490	295	6171	617.1
Opponents.....	10	2135	1990	11	895	187	5218	521.8

PUNTING

	NO	YDS	AVG	LONG	TB	FC	I20	50+	BLKD
Galitz,Drew	44	1812	41.2	60	2	20	9	4	0
Heard,Preston	1	35	35.0	35	0	0	1	0	0
Smith,Zach	1	36	36.0	36	0	0	1	0	0
Russell,Seth	1	42	42.0	42	1	0	0	0	0
Total.....	47	1925	41.0	60	3	20	11	4	0
Opponents.....	66	2666	40.4	82	7	17	20	14	0

FIELD GOALS

	FGM-FGA	PCT	01-19	20-29	30-39	40-49	50-99	LG	BLK
Callahan,Chris	9-13	69.2	1-1	4-4	4-7	0-1	0-0	38	0
Galitz,Drew	0-1	0.0	0-0	0-0	0-0	0-1	0-0	0	0

KICKOFFS

	NO	YDS	AVG	TB	OB	RETN	NET	YDLN
Galitz,Drew	66	4139	62.7	20	2			
Martin,Connor	1	59	59.0	0	0			
Total.....	67	4198	62.7	20	2	895	41.8	23
Opponents.....	56	3459	61.8	25	2	490	41.9	23

2016 STATS

OVERALL: 6-4 (HOME 4-2, ROAD 2-2, NEUTRAL 0-0) | BIG 12 CONFERENCE: 3-4 (HOME 2-2, ROAD 1-2, NEUTRAL 0-0)

DEFENSIVE STATISTICS

	GP-GS	SOLO	AST	TOTAL	TFL-YDS	SACKS-YDS	INT-YDS	PBU	QBH	FR-YDS	FF	BLOCK	SAFETY
Edwards, Aivion	10-10	45	30	75	5.5-25	2.5-17	.	.	3
Young, Taylor	8-7	38	23	61	9.0-44	4.5-23	.	1	2
Stewart, Orion	10-10	38	20	58	3.0-4	.	5-52	4
Smith, K.J.	10-10	32	20	52	8.0-44	5.5-37	.	.	7	.	1	.	.
Blanchard, Travon	8-7	34	18	52	8.0-19	1.5-8	.	5	1	1-0	1	.	.
Hall, Davion	8-4	35	11	46	2.0-6	.	1-62	3	1	.	1	.	.
Davis, Raaquan	10-5	26	15	41	2.5-20	1.0-7	.	1	2
Levels, Patrick	10-6	23	17	40	9.0-32	2.5-15	.	.	4	4-0	3	.	.
Waz, Chance	9-6	26	10	36	.	.	.	1
Lewis, Ira	10-7	18	15	33	7.5-34	3.0-20	.	.	3	1-0	.	.	.
Williams, Jordan	9-1	18	9	27	3.0-9	1.0-3
Jones, Xavier	10-2	15	9	24	7.5-27	1.0-9	.	.	1	.	1	.	.
Wright, Tion	9-4	21	1	22	.	.	.	4	.	.	1	.	.
Jones Jr., Lenoy	10-1	16	3	19	3.5-15	1.0-7	1	.	.
Johnston, Clay	10-1	10	8	18	3.5-14	.	1-65	.	1
Reid, Ryan	9-8	13	5	18	.	.	3-116	3
Roberts, Greg	10-8	12	6	18	2.5-6	.	.	2	5
Hunt, Tyrone	10-2	10	5	15	3.0-6
Houston, Jameson	7-2	12	2	14	0.5-1	.	.	4	.	1-0	1	.	.
Jacobs, Jamie	10-2	8	5	13	2.0-4	0.5-1	.	.	2
Vaughns, Verkedric	9-4	13	.	13	.	.	.	7	.	1-0	1	.	.
Black, Henry	10-0	6	2	8
Arnold, Grayland	8-2	6	1	7	.	.	.	2
Roy, Bravvion	9-1	5	2	7	1
Miller, Chris	8-0	4	2	6
Jaynes, Tyler	10-0	4	1	5
Preciado, Rajah	6-0	4	1	5
Ogor, Eric	3-0	2	3	5	.	.	.	1
Johnson, Micheal	3-0	2	2	4	1
Moore, Kaleb	10-0	2	1	3
Desouza, Dom	10-0	2	.	2
Maticcik, Ross	9-0	1	.	1	1-0	.	.	.
Cletcher, Thomas	6-0	1	.	1
Feuerbacher, Jordan	10-0	1	.	1
George, Cody	1-0	1	.	1	1.0-1
Hawthorne, Lynx	9-0	1	.	1
Thrift, Tanner	10-0	1	.	1
Lynch, Blake	10-0	1	.	1
Russell, Seth	9-0	1	.	1
Zamora, Ishmael	7-0	1	.	1
Galitz, Drew	10-0	1	.	1
Williams, Terence	9-0	1	.	1
Cannon, KD	9-0	1	.	1
Tolbert, Jordan	2-0	1
Total.....	10	512	247	759	81-311	24-147	10-295	39	35	9-0	11	.	.
Opponents.....	10	548	238	786	51.0-160	19-92	11-187	50	19	7-0	14	.	1

2016 STATS

OVERALL: 6-4 (HOME 4-2, ROAD 2-2, NEUTRAL 0-0) | BIG 12 CONFERENCE: 3-4 (HOME 2-2, ROAD 1-2, NEUTRAL 0-0)

GAME-BY-GAME TEAM STATS

	FINAL	QUARTERS					1S	DOWNS	RUSHING	PASSING	TOT OFF	PUNTS	PEN	3RD	4TH	RED	SACKS	FIELD	POSSESSION TIME								
GAME	SCORE	1	2	3	4	OT	OT	R-P-PE	TOT	NO-YDS-TD	C-A-I	YDS	TD	ATT-YDS	NO-AVG	F-FL	NO-YDS	DNS	DNS	ZONE	NO-YDS	GOALS	1	2	3	4	TOT
Baylor	55	24	24	7	0			13-10-0	23	43-275-2	19-29-0	223	5	72-498	4-37.2	1-1	12-93	7-15	1-1	9-9	2-6	2-2	8:20	5:37	5:56	8:22	28:15
Northwestern St.	7	0	0	7	0			6-1-2	9	40-47-1	5-19-0	31	0	59-78	13-36.2	2-0	7-37	1-15	1-1	1-1	0-0	0-0	6:40	9:23	9:04	6:38	31:45
Baylor	40	0	6	20	14			18-9-2	29	55-275-2	26-48-2	261	2	103-536	5-48.4	4-1	14-101	8-22	4-5	3-5	1-2	2-2	6:52	9:04	6:57	9:25	32:18
SMU	13	6	0	7	0			7-12-2	21	38-176-0	17-44-3	229	1	82-405	9-35.8	2-1	4-40	5-17	0-0	3-5	0-0	2-2	8:08	5:56	8:03	5:35	27:42
Baylor	38	0	21	10	7			16-15-0	31	54-296-2	23-42-1	342	3	96-638	4-42.2	2-0	8-85	7-17	3-4	3-5	2-10	1-3	6:55	7:51	7:05	8:36	30:27
at Rice	10	0	10	0	0			8-3-3	14	42-234-1	9-27-0	31	0	69-265	11-32.9	1-1	3-21	6-18	0-0	2-2	1-4	1-1	8:05	7:09	7:55	6:24	29:33
Baylor	35	7	14	7	7			8-11-1	20	37-136-1	18-28-1	387	4	65-523	4-43.2	2-1	7-70	6-12	0-2	1-2	4-26	0-0	4:42	5:04	2:17	6:30	18:33
Oklahoma State	24	7	7	10	0			12-15-3	30	55-213-3	27-46-1	279	0	101-492	2-47.0	3-3	4-32	12-20	2-4	4-7	1-6	1-2	10:18	9:56	12:43	8:30	41:27
Baylor	45	7	14	7	17			22-6-2	30	62-469-5	12-22-0	178	1	84-647	2-44.5	0-0	9-79	10-15	1-2	7-7	1-5	1-1	6:46	3:07	5:30	10:37	26:00
at Iowa State	42	14	14	14	0			12-12-2	26	54-204-4	17-23-0	261	2	77-465	3-51.0	0-0	9-80	9-13	1-1	4-4	1-1	0-0	8:14	11:53	9:30	4:23	34:00
Baylor	49	21	21	7	0			15-4-1	20	49-246-4	13-30-0	207	2	79-453	4-39.0	1-1	6-38	7-17	2-3	4-7	5-26	0-3	6:07	4:39	8:01	8:06	26:53
Kansas	7	0	0	7	0			9-4-2	15	48-83-1	13-27-4	134	0	75-217	8-50.4	2-1	4-35	3-15	1-2	1-1	1-8	0-0	8:53	10:21	6:59	6:54	33:07
Baylor	34	14	7	10	3			22-9-0	31	68-398-2	14-28-1	226	2	96-624	5-39.2	3-1	10-39	10-20	1-3	5-6	3-23	2-2	5:17	9:38	8:55	9:05	32:55
at Texas	35	14	9	3	9			11-8-0	19	51-257-2	12-21-1	291	2	72-548	7-50.3	3-1	4-23	7-17	0-1	4-4	6-38	2-2	9:43	5:22	6:05	5:55	27:05
Baylor	22	7	7	0	8			7-11-1	19	45-133-2	22-43-1	282	1	88-415	9-39.4	0-0	11-121	5-20	5-6	2-2	1-4	0-0	5:14	7:44	5:44	5:39	24:21
TCU	62	10	28	10	14			21-9-4	34	59-431-6	18-31-0	257	1	90-688	4-35.5	0-0	7-55	8-16	2-2	5-5	3-16	2-2	9:46	7:16	9:16	9:21	35:39
Baylor	24	0	10	7	7			11-12-1	24	45-212-1	21-46-2	292	2	91-504	3-47.7	2-1	9-55	10-22	4-6	2-4	2-18	1-1	5:02	8:37	9:01	1:32	24:12
at Oklahoma	45	14	7	14	10			9-14-0	23	50-253-4	20-25-1	300	2	75-553	4-39.0	0-0	3-30	12-17	0-0	4-4	2-9	1-1	9:58	6:23	5:59	13:28	35:48
Baylor	21	0	14	0	7			8-11-3	22	33-110-0	27-46-3	258	3	79-368	7-36.1	3-1	9-84	7-17	1-1	1-2	3-27	0-0	5:48	6:28	3:23	8:20	23:59
Kansas State	42	0	7	21	14			14-9-2	25	51-237-6	16-25-0	177	0	76-414	5-42.4	3-2	8-85	7-14	1-1	6-6	4-10	0-0	9:12	8:32	11:37	6:40	36:01

Baylor
vs. Texas Tech

Baylor
at West Virginia

GAME-BY-GAME OFFENSIVE STARTERS

OPPONENT	WR	LT	LG	C	RG	RT	TE	WR	QB	RB	TE/WR	WR	WR
Northwestern State	Cannon	Desouza	Wilson	Fuller	Thrift	Lawrence	Feuerbacher	Platt	Russell	Linwood	Tecklenburg	Hawthorne	
SMU	Cannon	Desouza	Wilson	Fuller	Blackmar	Lawrence	—	Platt	Russell	—	Stricklin	Hawthorne	Mims
at Rice	Cannon	Desouza	Wilson	Fuller	Blackmar	Lawrence	—	Platt	Russell	Linwood	Lynch	Jones	
Oklahoma State	Cannon	Desouza	Wilson	Fuller	Blackmar	Lawrence	Feuerbacher	Platt	Russell	T. Williams	Jones		
at Iowa State	Zamora	Desouza	Wilson	Fuller	Blackmar	Lawrence	Feuerbacher	Platt	Russell	T. Williams	Hawthorne		
Kansas	Cannon	Desouza	Wilson	Fuller	Blackmar	Lawrence	Feuerbacher	Platt	Russell	Linwood	Zamora		
at Texas	Cannon	Desouza	Wilson	Fuller	Blackmar	Lawrence	Tecklenburg	Zamora	Russell	Linwood	Lynch		
TCU	Cannon	Desouza	Wilson	Fuller	Blackmar	Lawrence	Feuerbacher	Hawthorne	Russell	T. Williams	Lynch		
at Oklahoma	Cannon	Desouza	Wilson	Fuller	Blackmar	Lawrence	Feuerbacher	Zamora	Russell	T. Williams	Stricklin		
Kansas State	Cannon	Desouza	Wilson	Fuller	Blackmar	Lawrence	—	Platt	Smith	Lynch	Zamora	Stricklin	

vs. Texas Tech

at West Virginia

GAME-BY-GAME DEFENSIVE STARTERS

OPPONENT	DE	NT	DE	OLB	LB	LB	NB	CB	CS	DS	CB	DT
Northwestern State	Smith	Lewis	Jacobs	Young	Davis	Edwards	Levels	Reid	Stewart	Hall	Houston	
SMU	Smith	Lewis	Jacobs	Young	Davis	Edwards	Levels	Reid	Stewart	Hall	Houston	
at Rice	Smith	Lewis	Roberts	Levels	Young	Edwards	Blanchard	Wright	Stewart	Hall	Vaughns	
Oklahoma State	Smith	Lewis	Roberts	Levels	Young	Edwards	Blanchard	Wright	Stewart	Waz	Vaughns	
at Iowa State	Smith	Roy	Roberts	Levels	Young	Edwards	Blanchard	Reid	Stewart	Waz	Vaughns	
Kansas	Smith	Lewis	Roberts	Young	Davis	Edwards	Blanchard	Reid	Stewart	Waz	Arnold	
at Texas	Smith	Lewis	Roberts	Young	Davis	Edwards	Blanchard	Reid	Stewart	Waz	Arnold	
TCU	Smith	Lewis	Roberts	Davis	Johnston	Edwards	Levels	Reid	Stewart	Waz	Vaughns	
at Oklahoma	X. Jones	Hunt	Roberts	Williams		Edwards	Blanchard	Reid	Stewart	Waz	Wright	Smith
Kansas State	X. Jones	Hunt	Roberts	L. Jones		Edwards	Blanchard	Reid	Stewart	Hall	Wright	Smith

vs. Texas Tech

at West Virginia

GAME-BY-GAME OFFENSIVE LINE (Grade-KDs)

PLAYER	Grade-KD	NSU	SMU	at RU	OSU	at ISU	KU	at UT	TCU	at OU	KSU	vs. TTU	at WVU
Fuller,Kyle	90.0-46	88-4	92-6	92-6	93-4	89-5	87-5	90-7	90-5	89-4			
Desouza,Dom	88.0-24	90-3	89-3	89-3	87-2	88-3	87-2	87-3	87-3	88-2			
Lawrence,Patrick	87.9-25	92-3	90-3	87-2	89-2	86-4	86-3	86-3	86-2	89-3			
Porter,Mo	87.2-17	89-2	87-2	88-2	88-1	87-3	87-2	88-2	85-2	86-1			
Blackmar,Blake	87.3-32	88-1	89-4	83-2	89-3	88-5	88-3	88-6	87-5	86-3			
Wilson,Ishmael	86.1-46	89-6	88-5	88-5	85-5	84-5	90-6	83-4	84-5	84-5			
Thrift,Tanner	84.1-14	90-3	85-2	87-1	84-0	86-2	85-2	71-1	82-1	87-2			
Muir,Sean	89.0-2	93-2	89-0	88-0	DNP	DNP	86-0	DNP	DNP	DNP			
Simmons,Tyrae	83.0-4	84-1	—	85-3	DNP	DNP	80-0	DNP	DNP	DNP			

2016 STATS

OVERALL: 6-4 (HOME 4-2, ROAD 2-2, NEUTRAL 0-0) | BIG 12 CONFERENCE: 3-4 (HOME 2-2, ROAD 1-2, NEUTRAL 0-0)

GAME-BY-GAME PASSING

SETH RUSSELL	CMP	ATT	INT	PCT	YDS	TD	LONG	SACKS	EFF.	ZACH SMITH	CMP	ATT	INT	PCT	YDS	TD	LONG	SACKS	EFF.
Northwestern State	14	20	0	70.0	163	4	45	0	204.46	Northwestern State	5	7	0	71.4	60	1	19	0	190.57
SMU	26	47	2	55.3	261	2	32	0	107.50	SMU	0	1	0	0.0	0	0	0	0	0.00
at Rice	22	38	1	57.9	342	3	51	1	154.28	at Rice	1	3	0	33.3	5	0	5	0	47.33
Oklahoma State	18	28	1	64.2	387	4	89	1	220.39	Oklahoma State	DNP								
at Iowa State	12	22	0	54.5	178	1	57	1	137.51	at Iowa State	DNP								
Kansas	9	22	0	40.9	144	2	59	0	125.89	Kansas	4	8	0	50.0	63	0	44	1	116.15
at Texas	14	28	1	50.0	226	2	45	6	134.23	at Texas	DNP								
TCU	22	42	1	52.4	282	1	81	3	111.88	TCU	0	1	0	0.0	0	0	0	0	0.00
at Oklahoma	15	31	2	48.4	148	1	24	1	86.23	at Oklahoma	6	15	0	40.0	144	1	62	1	142.64
Kansas State	DNP									Kansas State	27	45	3	60.0	258	3	25	4	116.83
vs. Texas Tech										vs. Texas Tech									
at West Virginia										at West Virginia									

GAME-BY-GAME RUSHING (No.-Yards-TDs)

PLAYER	NO-YDS-TD	NSU	SMU	at RU	OSU	at ISU	KU	at UT	TCU	at OU	KSU	vs. TTU	at WVU
Williams, Terence	126-708-8	11-72-2	19-81-0	12-79-1	13-52-1	16-126-2	8-33-1	24-180-1	18-68-0	5-17-0	DNP		
Linwood, Shock	124-704-2	9-97-0	18-59-0	13-57-0	2-4-0	25-237-1	10-46-1	17-67-0	6-27-0	DNP	24-110-0		
Russell, Seth	94-506-8	1-0-0	7-43-1	8-38-0	10-65-0	19-88-2	7-68-2	21-138-1	9-(-4)-2	12-70-0	DNP		
Hasty, JaMyca	83-434-2	7-68-0	7-64-1	14-105-1	11-29-0	1-4-0	6-34-0	6-13-0	12-42-0	19-75-0	DNP		
Schrepfer, Wyatt	30-108-0	11-20-0	3-32-0	7-17-0	0-0-0	DNP	9-39-0	DNP	DNP	DNP	DNP		
Lynch, Blake	10-75-0	0-0-0	0-0-0	0-0-0	0-0-0	0-0-0	1-4-0	0-0-0	0-0-0	6-58-0	3-13-0		
Smith, Zach	9-(-15)-1	0-0-0	0-0-0	0-0-0	DNP	DNP	3-0-0	DNP	0-0-0	2-(-6)-1	4-(-9)-0		
Heard, Preston	4-23-0	3-18-0	DNP	DNP	DNP	DNP	1-5-0	DNP	DNP	DNP	DNP		
Hawthorne, Lynx	4-8-0	0-0-0	1-(-4)-0	0-0-0	0-0-0	1-14-0	1-5-0	0-0-0	0-0-0	DNP	1-(-7)-0		
Bucey, Dwyer	3-4-0	1-0-0	DNP	DNP	DNP	DNP	2-4-0	DNP	DNP	DNP	DNP		
Platt, Chris	1-8-0	0-0-0	0-0-0	0-0-0	0-0-0	0-0-0	1-8-0	0-0-0	0-0-0	0-0-0	0-0-0		
Nicholson, Tony	1-3-0	0-0-0	0-0-0	0-0-0	0-0-0	0-0-0	0-0-0	0-0-0	0-0-0	0-0-0	1-3-0		

GAME-BY-GAME RECEIVING (No.-Yards-TDs)

PLAYER	NO-YDS-TD	NSU	SMU	at RU	OSU	at ISU	KU	at UT	TCU	at OU	KSU	vs. TTU	at WVU
Cannon, KD	56-773-8	5-46-1	10-93-1	9-213-2	3-18-0	DNP	3-75-1	5-86-1	5-29-0	7-122-2	9-91-0		
Zamora, Ishmael	38-529-5	DNP	DNP	DNP	8-175-2	5-48-0	1-4-1	4-45-1	7-121-1	6-87-0	7-49-0		
Lynch, Blake	34-404-3	2-31-1	6-95-1	5-26-0	1-7-0	3-80-0	1-7-0	2-26-0	6-48-0	2-21-0	6-63-1		
Platt, Chris	23-370-4	2-19-0	2-14-0	5-45-0	3-114-2	2-51-1	2-17-0	0-0-0	3-70-0	1-6-0	3-34-1		
Stricklin, Pooh	11-195-2	2-21-1	1-22-0	DNP	DNP	DNP	2-51-0	1-45-0	1-14-0	3-23-0	1-19-1		
Feuerbacher, Jordan	7-104-2	1-5-1	0-0-0	1-22-1	2-50-0	0-0-0	1-6-0	1-11-0	0-0-0	1-10-0	0-0-0		
Hawthorne, Lynx	6-106-0	1-45-0	3-19-0	0-0-0	0-0-0	0-0-0	2-42-0	0-0-0	0-0-0	DNP	0-0-0		
Jones, Quan	4-43-0	4-43-0	DNP	0-0-0	0-0-0	DNP	0-0-0	DNP	DNP	DNP	DNP		
Mims, Denzel	4-24-0	0-0-0	3-14-0	1-10-0	0-0-0	0-0-0	0-0-0	0-0-0	0-0-0	0-0-0	0-0-0		
Tecklenburg, Sam	3-40-1	1-4-1	0-0-0	0-0-0	0-0-0	0-0-0	0-0-0	1-13-0	0-0-0	1-23-0	0-0-0		
Hasty, JaMyca	3-26-0	0-0-0	0-0-0	2-26-0	0-0-0	1-0-0	0-0-0	0-0-0	0-0-0	0-0-0	DNP		
Williams, Terence	2-22-0	0-0-0	0-0-0	0-0-0	1-23-0	1-(-1)-0	0-0-0	0-0-0	0-0-0	0-0-0	DNP		
Atkinson, Jared	2-14-0	1-9-0	0-0-0	DNP	DNP	0-0-0	1-5-0	DNP	DNP	0-0-0	0-0-0		
Linwood, Shock	2-6-0	0-0-0	1-4-0	0-0-0	0-0-0	0-0-0	0-0-0	0-0-0	0-0-0	DNP	1-2-0		

GAME-BY-GAME KICKING

CHRIS CALLAHAN	PAT	ATT	PCT	FG	ATT	PCT	LONG	PTS
Northwestern State	7	7	100.0	2	2	100.0	33	13
SMU	4	5	80.0	2	2	100.0	38	10
at Rice	5	5	100.0	1	3	33.3	23	8
Oklahoma State	DNP							
at Iowa State	6	6	100.0	1	1	100.0	19	9
Kansas	7	7	100.0	0	2	0.0	—	7
at Texas	4	4	100.0	2	2	100.0	27	10
TCU	2	2	100.0	0	0	—	—	2
at Oklahoma	2	2	100.0	1	1	100.0	35	5
Kansas State	3	3	100.0	0	0	—	—	3
vs. Texas Tech								
at West Virginia								

CONNOR MARTIN	PAT	ATT	PCT	FG	ATT	PCT	LONG	PTS
Northwestern State	0	0	—	0	0	—	—	—
SMU	DNP							
at Rice	DNP							
Oklahoma State	5	5	100.0	0	0	—	—	5
at Iowa State	DNP							
Kansas	DNP							
at Texas	DNP							
TCU	DNP							
at Oklahoma	DNP							
Kansas State	DNP							
vs. Texas Tech								
at West Virginia								

GAME-BY-GAME PUNTING

DREW GALITZ	NO	YDS	AVG	LONG	I20	TB	50+	60+
Northwestern State	4	149	37.2	41	0	0	0	0
SMU	5	242	48.4	60	2	0	2	1
at Rice	4	169	42.2	54	1	1	1	0
Oklahoma State	3	131	43.7	53	0	0	1	0
at Iowa State	2	89	44.5	48	1	0	0	0
Kansas	2	85	42.5	48	1	0	0	0
at Texas	5	196	39.2	45	0	1	0	0
TCU	9	355	39.4	48	1	0	0	0
at Oklahoma	3	143	47.7	49	1	0	0	0
Kansas State	7	253	36.1	46	2	0	0	0
vs. Texas Tech								
at West Virginia								

2016 STATS

OVERALL: 6-4 (HOME 4-2, ROAD 2-2, NEUTRAL 0-0) | BIG 12 CONFERENCE: 3-4 (HOME 2-2, ROAD 1-2, NEUTRAL 0-0)

GAME-BY-GAME TACKLES (UT-AT-TOT)

PLAYER	UT-AT-TOTAL	NSU	SMU	at RU	OSU	at ISU	KU	at UT	TCU	at OU	KSU	vs. TTU	at WVU
Edwards, Aiavion	45-30-75	2-2-4	3-3-6	9-2-11	8-4-12	4-4-8	3-0-3	7-6-13	4-1-5	3-5-8	2-3-5		
Young, Taylor	38-23-61	5-1-6	1-1-2	4-1-5	6-4-10	8-9-17	4-2-6	4-3-7	6-2-8	DNP	DNP		
Stewart, Orion	38-20-58	1-0-1	5-3-8	1-0-1	7-4-11	3-3-6	1-0-1	4-4-8	4-2-6	7-2-9	5-2-7		
Blanchard, Travon	34-18-52	DNP	DNP	7-2-9	8-3-11	3-5-8	0-1-1	5-0-5	5-2-7	2-2-4	4-3-7		
Smith, K.J.	32-20-52	1-2-3	2-1-3	2-4-6	2-4-6	6-4-10	2-0-2	4-0-4	0-3-3	8-2-10	5-0-5		
Hall, Davion	35-11-46	3-0-3	7-1-8	8-1-9	0-0-0	1-1-2	2-2-4	3-1-4	DNP	DNP	11-5-16		
Davis, Raaquan	26-15-41	1-2-3	2-6-8	2-0-2	1-1-2	0-0-0	15-0-15	2-0-2	3-6-9	0-0-0	0-0-0		
Levels, Patrick	23-17-40	3-2-5	7-5-12	4-1-5	3-5-8	2-2-4	1-0-1	0-0-0	1-2-3	0-0-0	2-0-2		
Waz, Chance	26-10-36	DNP	0-0-0	2-0-2	5-3-8	4-1-5	1-1-2	6-0-6	7-4-11	1-0-1	0-1-1		
Lewis, Ira	18-15-33	3-0-3	2-4-6	0-0-0	1-3-4	3-5-8	2-0-2	3-1-4	3-2-5	0-0-0	1-0-1		
Williams, Jordan	18-9-27	3-1-4	0-0-0	1-0-1	0-1-1	0-0-0	3-2-5	2-0-2	DNP	9-5-14	0-0-0		
Jones, Xavier	15-9-24	1-0-1	0-0-0	0-0-0	3-1-4	1-3-4	2-1-3	3-3-6	1-0-1	1-0-1	3-1-4		
Wright, Tion	21-1-22	0-0-0	1-0-1	3-0-3	5-0-5	DNP	1-0-1	1-0-1	3-1-4	2-0-2	5-0-5		
Jones Jr., Lenoy	16-3-19	1-1-2	2-0-2	0-0-0	1-0-1	0-0-0	5-1-6	0-0-0	1-0-1	1-0-1	5-1-6		
Reid, Ryan	13-5-18	1-0-1	1-0-1	DNP	0-1-1	3-0-3	0-0-0	0-1-1	3-0-3	3-2-5	2-1-3		
Roberts, Greg	12-6-18	0-0-0	2-1-3	0-1-1	1-0-1	0-0-0	2-0-2	1-0-1	4-2-6	2-2-4	0-0-0		
Johnston, Clay	10-8-18	5-0-5	2-0-2	0-0-0	0-2-2	0-1-1	0-1-1	0-0-0	2-1-3	0-2-2	1-1-2		
Hunt, Tyrone	10-5-15	1-1-2	1-1-2	1-0-1	0-0-0	0-0-0	0-1-1	0-0-0	0-0-0	6-2-8	1-0-1		
Houston, Jameson	12-2-14	0-0-0	2-0-2	0-0-0	DNP	3-0-3	3-2-5	3-0-3	1-0-1	DNP	0-0-0		
Vaughns, Verkedric	13-0-13	1-0-1	0-0-0	1-0-1	7-0-7	2-0-2	DNP	0-0-0	2-0-2	0-0-0	0-0-0		
Jacobs, Jamie	8-5-13	0-2-2	0-1-1	1-0-1	0-1-1	0-0-0	1-0-1	2-0-2	2-1-3	1-0-1	1-0-1		
Black, Henry	6-2-8	1-1-2	0-0-0	0-0-0	0-0-0	0-0-0	0-0-0	0-0-0	0-0-0	5-1-6	0-0-0		
Arnold, Grayland	6-1-7	0-0-0	0-0-0	DNP	0-0-0	0-0-0	4-0-4	0-0-0	DNP	1-0-1	1-1-2		
Roy, Bravvion	5-2-7	1-1-2	0-0-0	0-0-0	1-0-1	1-1-2	DNP	0-0-0	1-0-1	1-0-1	0-0-0		
Miller, Chris	4-2-6	1-0-1	1-0-1	1-0-1	0-1-1	0-0-0	1-0-1	DNP	0-0-0	0-1-1	DNP		
Jaynes, Tyler	4-1-5	0-0-0	0-0-0	0-0-0	0-0-0	1-0-1	0-0-0	2-0-2	0-1-1	1-0-1	0-0-0		
Preciado, Rajah	4-1-5	3-0-3	0-0-0	0-0-0	0-0-0	1-1-2	0-0-0	DNP	DNP	DNP	DNP		
Ogor, Eric	2-3-5	1-2-3	1-1-2	0-0-0	DNP	DNP	DNP	DNP	DNP	DNP	DNP		
Johnson, Micheal	2-2-4	DNP	DNP	DNP	DNP	DNP	0-2-2	1-0-1	1-0-1	DNP	DNP		
Moore, Kaleb	2-1-3	0-0-0	1-0-1	0-0-0	0-0-0	0-0-0	0-0-0	0-1-1	0-0-0	0-0-0	1-0-1		
Desouza, Dom	2-0-2	0-0-0	0-0-0	0-0-0	0-0-0	0-0-0	0-0-0	0-0-0	0-0-0	1-0-1	1-0-1		
Cletcher, Thomas	1-0-1	1-0-1	0-0-0	0-0-0	0-0-0	0-0-0	0-0-0	DNP	DNP	DNP	0-0-0		
George, Cody	1-0-1	1-0-1	DNP	DNP	DNP	DNP	0-0-0	DNP	DNP	DNP	DNP		
Thrift, Tanner	1-0-1	0-0-0	1-0-1	0-0-0	0-0-0	0-0-0	0-0-0	0-0-0	0-0-0	0-0-0	0-0-0		
Williams, Terence	1-0-1	0-0-0	1-0-1	0-0-0	0-0-0	0-0-0	0-0-0	0-0-0	0-0-0	0-0-0	DNP		
Hawthorne, Lynx	1-0-1	0-0-0	0-0-0	1-0-1	0-0-0	0-0-0	0-0-0	0-0-0	0-0-0	0-0-0	0-0-0		
Zamora, Ishmael	1-0-1	DNP	DNP	DNP	1-0-1	0-0-0	0-0-0	0-0-0	0-0-0	0-0-0	0-0-0		
Galitz, Drew	1-0-1	0-0-0	0-0-0	0-0-0	0-0-0	1-0-1	0-0-0	0-0-0	0-0-0	0-0-0	0-0-0		
Matiscoik, Ross	1-0-1	0-0-0	0-0-0	0-0-0	0-0-0	1-0-1	0-0-0	0-0-0	0-0-0	0-0-0	0-0-0		
Lynch, Blake	1-0-1	0-0-0	0-0-0	0-0-0	0-0-0	0-0-0	1-0-1	0-0-0	0-0-0	0-0-0	0-0-0		
Russell, Seth	1-0-1	0-0-0	0-0-0	0-0-0	0-0-0	0-0-0	0-0-0	0-0-0	0-0-0	1-0-1	DNP		
Feuerbacher, Jordan	1-0-1	0-0-0	0-0-0	0-0-0	0-0-0	0-0-0	0-0-0	0-0-0	0-0-0	0-0-0	1-0-1		

GAME-BY-GAME TACKLES FOR LOSS (TFL-YADS)

PLAYER	TFL-YDS	NSU	SMU	at RU	OSU	at ISU	KU	at UT	TCU	at OU	KSU	vs. TTU	at WVU
Young, Taylor	9.0-44	3.5-21	0.0-0	1.5-3	0.5-2	0.0-0	2.0-8	1.0-8	0.5-2	DNP	DNP		
Levels, Patrick	9.0-32	1.5-5	1.0-4	1.5-4	3.0-8	0.5-0	0.0-0	0.0-0	0.5-0	0.0-0	1.0-11		
Smith, K.J.	8.0-44	2.0-7	0.0-0	1.0-2	1.0-7	0.0-0	0.0-0	0.0-0	0.5-2	2.5-17	1.0-9		
Blanchard, Travon	8.0-19	DNP	DNP	3.0-9	4.5-8	0.0-0	0.0-0	0.0-0	0.0-0	0.5-2	0.0-0		
Lewis, Ira	7.5-34	3.0-11	0.5-1	0.0-0	0.0-0	1.0-5	1.0-8	1.0-7	0.0-0	0.0-0	1.0-2		
Jones, Xavier	7.5-27	1.0-3	0.0-0	0.0-0	2.0-15	0.5-1	1.0-2	2.0-5	0.0-0	0.0-0	1.0-1		
Edwards, Aiavion	5.5-25	0.0-0	0.5-1	1.0-2	2.0-13	0.0-0	0.0-0	2.0-9	0.0-0	0.0-0	0.0-0		
Jones Jr., Lenoy	3.5-15	0.0-0	0.0-0	0.0-0	0.0-0	0.0-0	1.5-3	0.0-0	0.0-0	0.0-0	2.0-12		
Johnston, Clay	3.5-14	2.0-12	1.0-1	0.0-0	0.0-0	0.0-0	0.0-0	0.0-0	0.5-1	0.0-0	0.0-0		
Williams, Jordan	3.0-9	0.0-0	0.0-0	0.0-0	0.0-0	0.0-0	2.0-5	0.0-0	DNP	1.0-4	0.0-0		
Hunt, Tyrone	3.0-6	0.0-0	0.0-0	0.0-0	0.0-0	0.0-0	0.0-0	0.0-0	0.0-0	3.0-6	0.0-0		
Stewart, Orion	3.0-4	0.0-0	0.0-0	0.0-0	0.0-0	0.0-0	0.0-0	0.0-0	1.0-2	0.0-0	2.0-2		
Davis, Raaquan	2.5-20	0.5-6	0.0-0	0.0-0	0.0-0	0.0-0	2.0-14	0.0-0	0.0-0	0.0-0	0.0-0		
Roberts, Greg	2.5-6	0.0-0	0.5-0	0.0-0	0.0-0	0.0-0	0.0-0	0.0-0	2.0-6	0.0-0	0.0-0		
Hall, Davion	2.0-6	0.0-0	0.0-0	1.0-2	0.0-0	0.0-0	0.0-0	1.0-4	DNP	DNP	0.0-0		
Jacobs, Jamie	2.0-4	0.5-1	0.5-1	0.0-0	0.0-0	0.0-0	0.0-0	1.0-2	0.0-0	0.0-0	0.0-0		
George, Cody	1.0-1	1.0-1	DNP	DNP	DNP	DNP	0.0-0	DNP	DNP	DNP	DNP		
Houston, Jameson	0.5-1	0.0-0	0.0-0	0.0-0	DNP	0.0-0	0.5-1	0.0-0	0.0-0	DNP	0.0-0		

GAME-BY-GAME SACKS (SACKS-YADS)

PLAYER	SACKS-YARDS	NSU	SMU	at RU	OSU	at ISU	KU	at UT	TCU	at OU	KSU	vs. TTU	at WVU
Smith, K.J.	5.5-37	1.0-1	0.0-0	0.5-2	1.0-7	0.0-0	0.0-0	0.0-0	0.5-2	1.5-16	1.0-9		
Young, Taylor	4.5-23	1.0-5	0.0-0	0.0-0	0.0-0	0.0-0	2.0-8	1.0-8	0.5-2	DNP	DNP		
Lewis, Ira	3.0-20	0.0-0	0.0-0	0.0-0	0.0-0	1.0-5	1.0-8	1.0-7	0.0-0	0.0-0	0.0-0		
Edwards, Aiavion	2.5-17	0.0-0	0.5-1	0.0-0	1.0-8	0.0-0	0.0-0	1.0-8	0.0-0	0.0-0	0.0-0		
Levels, Patrick	2.5-15	0.0-0	0.0-0	0.5-2	1.0-2	0.0-0	0.0-0	0.0-0	0.0-0	0.0-0	1.0-11		
Blanchard, Travon	1.5-8	DNP	DNP	1.0-6	0.0-0	0.0-0	0.0-0	0.0-0	0.0-0	0.5-2	0.0-0		
Jones, Xavier	1.0-9	0.0-0	0.0-0	0.0-0	1.0-9	0.0-0	0.0-0	0.0-0	0.0-0	0.0-0	0.0-0		
Davis, Raaquan	1.0-7	0.0-0	0.0-0	0.0-0	0.0-0	0.0-0	1.0-7	0.0-0	0.0-0	0.0-0	0.0-0		
Jones Jr., Lenoy	1.0-7	0.0-0	0.0-0	0.0-0	0.0-0	0.0-0	0.0-0	0.0-0	0.0-0	0.0-0	1.0-7		
Williams, Jordan	1.0-3	0.0-0	0.0-0	0.0-0	0.0-0	0.0-0	1.0-3	0.0-0	DNP	0.0-0	0.0-0		
Jacobs, Jamie	0.5-1	0.0-0	0.5-1	0.0-0	0.0-0	0.0-0	0.0-0	0.0-0	0.0-0	0.0-0	0.0-0		

2016 STATS

OVERALL: 6-4 (HOME 4-2, ROAD 2-2, NEUTRAL 0-0) | BIG 12 CONFERENCE: 3-4 (HOME 2-2, ROAD 1-2, NEUTRAL 0-0)

SCORING DRIVES

OPPONENT	DRIVE			QTR/ CLOCK	DRIVE	
	PLAYS	YDS	TIME		START	PLAY
NSU	6	59	1:59	1st/10:46	BU41	T. Williams 13 run
NSU	6	25	2:37	1st/6:52	NSU31	Callahan 23 field goal
NSU	7	46	1:24	1st/4:26	NSU46	Tecklenburg 4 pass from Russell
NSU	8	55	2:20	1st/1:02	BU45	Cannon 6 pass from Russell
NSU	7	55	2:35	2nd/10:10	BU29	Callahan 33 field goal
NSU	3	5	0:31	2nd/8:03	NSU5	Feuerbacher 5 pass from Russell
NSU	4	70	0:50	2nd/5:00	BU30	Stricklin 10 pass from Russell
NSU	7	53	1:41	2nd/1:07	BU47	T. Williams 1 run
NSU	9	62	3:47	3rd/11:13	BU38	Lynch 12 pass from Smith
SMU	15	55	4:48	2nd/13:51	BU27	Callahan 35 field goal
SMU	4	4	0:59	2nd/1:15	SMU25	Callahan 38 field goal
SMU	10	79	2:58	3rd/12:02	BU21	Lynch 31 pass from Russell
SMU	5	38	1:24	3rd/5:43	SMU38	Russell 19 run
SMU*				3rd/4:55		Stewart 33 interception return
SMU	8	69	1:45	4th/13:45	BU31	Cannon 32 pass from Russell
SMU	3	45	0:43	4th/4:16	SMU45	Hasty 4 run
at Rice	8	84	2:24	2nd/11:07	BU16	Hasty 16 run
at Rice	7	32	2:09	2nd/7:27	RU32	Cannon 10 pass from Russell
at Rice	9	65	2:26	2nd/1:45	BU35	T. Williams 24 run
at Rice	11	46	2:59	3rd/4:08	BU48	Callahan 23 field goal
at Rice	4	76	1:07	3rd/0:45	BU24	Feuerbacher 22 pass from Russell
at Rice	5	58	1:09	4th/9:54	BU42	Cannon 28 pass from Russell
Oklahoma State	7	75	1:38	1st/13:22	BU25	T. Williams 23 run
Oklahoma State	8	73	1:48	2nd/12:28	BU27	Zamora 38 pass from Russell
Oklahoma State	4	54	1:09	2nd/2:41	BU46	Zamora 38 pass from Russell
Oklahoma State	2	89	0:50	3rd/6:56	BU11	Platt 89 pass from Russell
Oklahoma State	9	99	3:58	4th/5:14	BU1	Platt 15 pass from Russell
at Iowa State	8	75	1:54	1st/1:12	BU25	T. Williams 7 run
at Iowa State	5	85	1:07	2nd/10:28	BU15	Linwood 2 run
at Iowa State	6	75	1:55	2nd/0:53	BU25	Russell 3 run
at Iowa State	9	75	2:49	3rd/6:48	BU25	Platt 5 pass from Russell
at Iowa State	8	83	2:03	4th/11:40	BU17	Russell 1 run
at Iowa State	10	84	3:40	4th/6:27	BU16	T. Williams 2 run
at Iowa State	18	83	4:54	4th/0:00	BU17	Callahan 19 field goal
Kansas	11	75	3:05	1st/11:55	BU25	Russell 5 run
Kansas*				1st/8:40		Reid 64 interception return
Kansas	6	58	1:33	1st/2:47	BU42	Russell 26 run
Kansas	1	59	0:11	2nd/6:26	BU41	Cannon 59 pass from Russell
Kansas	1	4	0:04	2nd/5:49	KU4	Linwood 4 run
Kansas	10	73	2:03	2nd/1:45	BU27	Zamora 4 pass from Russell
Kansas	10	71	3:04	3rd/11:00	BU29	T. Williams 7 run
at Texas	6	75	1:06	1st/13:54	BU25	Russell 50 run
at Texas	5	75	1:39	1st/9:26	BU25	Zamora 20 pass from Russell
at Texas	13	81	4:09	2nd/0:09	BU19	Cannon 15 pass from Russell
at Texas	10	78	3:45	3rd/8:21	BU22	T. Williams 2 run
at Texas	13	71	4:09	3rd/2:16	BU19	Callahan 27 field goal
at Texas	11	69	4:20	4th/8:54	BU25	Callahan 24 field goal
TCU	2	81	0:22	1st/14:38	BU19	Zamora 81 pass from Russell
TCU	19	97	3:12	2nd/2:29	BU3	Russell 2 run
TCU	10	79	2:03	4th/13:41	BU21	Russell 2 run
at Oklahoma	18	57	5:17	2nd/7:28	BU25	Callahan 35 field goal
at Oklahoma	8	80	2:20	2nd/2:14	BU20	Cannon 24 pass from Russell
at Oklahoma	17	75	4:40	3rd/4:15	BU25	Smith 1 run
at Oklahoma	1	62	0:18	3rd/13:13	BU38	Cannon 62 pass from Smith
Kansas State	2	22	0:32	2nd/6:43	KSU22	Lynch 25 pass from Smith
Kansas State	5	40	0:32	2nd/0:10	KSU40	Platt 24 pass from Smith
Kansas State	13	65	3:32	4th/7:28	BU35	Stricklin 19 pass from Smith
AVERAGE DRIVE	7.9	63.2	2:13			

* - not counted toward average drive length

MISCELLANEOUS INFORMATION

OPPONENT	BAYLOR CAPTAINS	COIN TOSS	BAYLOR KO/REC	BAYLOR FIRST PLAY	OPP. FIRST POSSESSION	KICKOFF TIME (SITE)	GAME LENGTH	BU UNIFORM	GAME TIME TEMP	SURFACE	RESULT
NORTHWESTERN STATE	Hawthorne, Edwards	NSU	KO	Russell to Cannon, 6 yds	Punt	6:36 p.m.	3:21	Gold/Green/Gold	86	Turf	W, 55-7
SMU	Linwood, Russell, K.J. Smith	SMU	KO	Russell to Hawthorne, inc.	Punt	2:40 p.m.	3:42	White/Gray/White	85	Turf	W, 40-13
at Rice	Feuerbacher, Lewis, Platt, Wright	BU	REC	Russell to Lynch, inc.	Punt	7:00 p.m.	3:30	White/White/Black	88	Turf	W, 38-10
OKLAHOMA STATE	Fuller, Reid, Young	BU	REC	Russell run for -1 yd	Punt	6:35 p.m.	5:07	Chrome/Black/Black	92	Turf	W, 35-24
at Iowa State	Edwards, Hawthorne	BU	REC	T. Williams run for 2 yds	TD	11:05 a.m.	3:41	Green/White/Green	61	Grass	W, 45-42
KANSAS	Young	BU	REC	Russell to Platt, 9 yds	Interception	2:35 p.m.	3:18	Gray/Green/Gray	89	Turf	W, 49-7
at Texas	Russell	BU	REC	Russell to Cannon, inc.	TD	2:43 p.m.	4:08	Gray/White/Gray	83	Turf	L, 34-35
TCU	Fuller, Stewart	BU	REC	Russell to Cannon, inc.	TD	2:35 p.m.	3:54	Black/Black/Black	63	Turf	L, 22-62
at Oklahoma	Russell, Feuerbacher, K.J. Smith	OU	KO	Russell to Zamora, inc.	TD	11:06 a.m.	3:23	Gold/White/Gold	55	Grass	L, 24-45
KANSAS STATE	Edwards, Fuller	KSU	REC	Smith to Lynch, 2 yds	Punt	11:01 a.m.	3:31	Green/Green/White	50	Turf	L, 21-42
vs. Texas Tech at West Virginia											

DRIVES SUPERLATIVES

MOST PLAYS:	19 (TD vs. TCU)	FEWEST PLAYS:	1, three times
MOST YARDS:	99 (TD vs. OSU)	FEWEST YARDS:	4, twice
LONGEST TIME:	5:17 (FG at OU)	SHORTEST TIME:	0:04 (TD vs. KU)

LONG PLAYS FROM SCRIMMAGE (25-Plus Yards)

YDS	PLAY	OPPONENT (QTR)
89	Platt pass from Russell [TD]	Oklahoma State (3rd)
81	Zamora pass from Russell [TD]	TCU (1st)
65	Johnston interception return	Kansas (4th)
64	Reid interception return [TD]	Kansas (1st)
62	Hall interception return	SMU (3rd)
62	Cannon pass from Smith [TD]	at Oklahoma (4th)
59	Linwood run	at Iowa State (2nd)
59	Cannon pass from Russell [TD]	Kansas (2nd)
57	Lynch pass from Russell	at Iowa State (2nd)
52	Reid interception return	Kansas (2nd)
51	Cannon pass from Russell	at Rice (3rd)
50	Russell run [TD]	at Texas (1st)
46	Cannon pass from Russell	at Rice (2nd)
46	Platt pass from Russell	at Iowa State (1st)
45	Cannon pass from Russell	at Rice (2nd)
45	Hawthorne pass from Russell	Northwestern State (2nd)
45	Stricklin pass from Russell	at Texas (1st)
45	Platt pass from Russell	TCU (3rd)
44	Stricklin pass from Smith	Kansas (3rd)
42	Linwood run	Northwestern State (1st)
39	Cannon pass from Russell	at Texas (4th)
38	Zamora pass from Russell [TD]	Oklahoma State (2nd)
38	Zamora pass from Russell [TD]	Oklahoma State (2nd)
36	Feuerbacher pass from Russell	Oklahoma State (1st)
34	Zamora pass from Russell	Oklahoma State (4th)
33	Stewart interception return [TD]	SMU (3rd)
33	T. Williams run	at Iowa State (4th)
32	Cannon pass from Russell [TD]	SMU (4th)
32	Zamora pass from Russell	Oklahoma State (4th)
31	Lynch pass from Russell [TD]	SMU (3rd)
31	Hasty run	at Rice (4th)
31	Linwood run	at Iowa State (3rd)
29	Russell run	Oklahoma State (1st)
28	Cannon pass from Russell [TD]	at Rice (4th)
28	T. Williams run	at Iowa State (4th)
28	Russell run	at Texas (4th)
28	Zamora pass from Smith	at Oklahoma (4th)
26	Russell run [TD]	Kansas (1st)
26	T. Williams run	at Texas (3rd)
25	Stewart interception return	Oklahoma State (4th)
25	T. Williams run	at Texas (3rd)
25	Russell run	at Texas (3rd)
25	Lynch pass from Smith [TD]	Kansas State (2nd)

2016 STATS

OVERALL: 6-4 (HOME 4-2, ROAD 2-2, NEUTRAL 0-0) | BIG 12 CONFERENCE: 3-4 (HOME 2-2, ROAD 1-2, NEUTRAL 0-0)

BAYLOR SUPERLATIVES

INDIVIDUAL		
Rushes	25	Linwood,Shock at Iowa State (Oct 01, 2016)
Yards Rushing	237	Linwood,Shock at Iowa State (Oct 01, 2016)
TD Rushes	2	five times
Long Rush	59	Linwood,Shock at Iowa State (Oct 01, 2016)
Pass attempts	47	Russell,Seth vs SMU (Sep 10, 2016)
Pass completions	27	Smith,Zach vs Kansas State (Nov 19, 2016)
Yards Passing	387	Russell,Seth vs Oklahoma State (Sep 24, 2016)
TD Passes	4	Russell,Seth vs Northwestern State (Sep 02, 2016)
		Russell,Seth vs Oklahoma State (Sep 24, 2016)
Long Pass	89	Russell,Seth vs Oklahoma State (Sep 24, 2016)
Receptions	10	Cannon,KD vs SMU (Sep 10, 2016)
Yards Receiving	213	Cannon,KD at Rice (Sep 16, 2016)
TD Receptions	2	four times
Long Reception	89	Platt,Chris vs Oklahoma State (Sep 24, 2016)
Field Goals	2	Callahan,Chris; three times
Long Field Goal	38	Callahan,Chris vs SMU (Sep 10, 2016)
Punts	9	Galitz,Drew vs TCU (Nov 05, 2016)
Punting Avg	48.4	Galitz,Drew vs SMU (Sep 10, 2016)
Long Punt	60	Galitz,Drew vs SMU (Sep 10, 2016)
Punts inside 20	2	Galitz,Drew vs SMU (Sep 10, 2016)
		Galitz,Drew vs Kansas State (Nov 19, 2016)
Long Punt Return	44	Nicholson,Tony vs Northwestern State (Sep 02, 2016)
Long Kickoff Return	30	Levels,Patrick at Oklahoma (Nov 12, 2016)
Tackles	17	Young,Taylor at Iowa State (Oct 01, 2016)
Sacks	2.0	Young,Taylor vs Kansas (Oct 15, 2016)
Tackles For Loss	4.5	Blanchard,Travon vs Oklahoma State (Sep 24, 2016)
Interceptions	2	Stewart,Orion vs SMU (Sep 10, 2016)
		Reid,Ryan vs Kansas (Oct 15, 2016)

TEAM

Rushes	68	at Texas (Oct 29, 2016)
Yards Rushing	469	at Iowa State (Oct 01, 2016)
Yards Per Rush	7.6	at Iowa State (Oct 01, 2016)
TD Rushes	5	at Iowa State (Oct 01, 2016)
Pass attempts	48	vs SMU (Sep 10, 2016)
Pass completions	27	vs Kansas State (Nov 19, 2016)
Yards Passing	387	vs Oklahoma State (Sep 24, 2016)
Yards Per Pass	13.8	vs Oklahoma State (Sep 24, 2016)
TD Passes	5	vs Northwestern State (Sep 02, 2016)
Total Plays	103	vs SMU (Sep 10, 2016)
Total Offense	647	at Iowa State (Oct 01, 2016)
Yards Per Play	8.0	vs Oklahoma State (Sep 24, 2016)
Points	55	vs Northwestern State (Sep 02, 2016)
Sacks By	5	vs Kansas (Oct 15, 2016)
First Downs	31	at Rice (Sep 16, 2016); at Texas (Oct 29, 2016)
Penalties	14	vs SMU (Sep 10, 2016)
Penalty Yards	121	vs TCU (Nov 05, 2016)
Turnovers	4	vs Kansas State (Nov 19, 2016)
Interceptions By	4	vs Kansas (Oct 15, 2016)
Punts	9	vs TCU (Nov 05, 2016)
Punting Avg	48.4	vs SMU (Sep 10, 2016)
Long Punt	60	vs SMU (Sep 10, 2016)
Punts inside 20	3	vs Kansas (Oct 15, 2016)
Long Punt Return	44	vs Northwestern State (Sep 02, 2016)

RED ZONE

OPPONENT	TIMES IN				RUSH	PASS	FAILED TO SCORE INSIDE 20							
	SCORE	RED ZONE	SCORES	POINTS	TDS	TDS	FGS	FGA	DOWNS	INT	FUM	HALF	GAME	
Northwestern State	55-7	9	9	55	7	2	5	2	2	0	0	0	0	0
SMU	40-13	5	3	17	2	2	0	1	1	0	1	0	0	0
at Rice	38-10	5	3	17	2	1	1	1	2	1	0	0	0	0
Oklahoma State	35-24	2	1	7	1	0	1	0	0	1	0	0	0	0
at Iowa State	45-42	7	7	45	6	5	1	1	1	0	0	0	0	0
Kansas	49-7	7	4	28	4	3	1	0	2	1	0	0	0	0
at Texas	34-35	6	5	27	3	1	2	2	2	0	0	1	0	0
TCU	22-62	2	2	15	2	2	0	0	0	0	0	0	0	0
at Oklahoma	24-45	4	2	10	1	1	0	1	1	1	0	0	0	0
Kansas State	21-42	2	1	7	1	0	1	0	0	0	1	0	0	0
vs. Texas Tech														
at West Virginia														
Totals		49	37	228	29	17	12	8	11	5	0	3	0	0
Opponents		39	34	205	26	24	2	8	8	0	2	3	0	0

SEASON PCT. (OVERALL):	37 of 49 (75.5%)	SEASON PCT. (TDS):	29 of 49 (59.2%)
SEASON PCT. (NO SCORE):	12 of 49 (24.5%)	SEASON PCT. (FGS):	8 of 49 (16.3%)

OPPONENT SUPERLATIVES

INDIVIDUAL		
Rushes	32	Foreman, D'Onta, at Texas (Oct 29, 2016)
Yards Rushing	250	Foreman, D'Onta, at Texas (Oct 29, 2016)
TD Rushes	5	Hicks, Kyle, vs TCU (Nov 05, 2016)
Long Rush	56	Mixon, Joe, at Oklahoma (Nov 12, 2016)
Pass attempts	45	Rudolph, Mason, vs Oklahoma State (Sep 24, 2016)
Pass completions	27	Rudolph, Mason, vs Oklahoma State (Sep 24, 2016)
Yards Passing	300	Mayfield, Baker, at Oklahoma (Nov 12, 2016)
TD Passes	2	three times
Long Pass	61	Buechele, Shane, at Texas (Oct 29, 2016)
Receptions	7	Proche, James, vs SMU (Sep 10, 2016)
Yards Receiving	142	Foreman, Armant, at Texas (Oct 29, 2016)
TD Receptions	2	Westbrook, Dede, at Oklahoma (Nov 12, 2016)
Long Reception	61	Joe, Lorenzo, at Texas (Oct 29, 2016)
Field Goals	2	three times
Long Field Goal	39	Domingue, Trent, at Texas (Oct 29, 2016)
		Hatfield, B., vs TCU (Nov 05, 2016)
Punts	10	Piccione, Eric, vs Northwestern State (Sep 02, 2016)
		Fox, Jack, at Rice (Sep 16, 2016)
Punting Avg	52.7	Dickson, Michae, at Texas (Oct 29, 2016)
Long Punt	82	Moos, Cole, vs Kansas (Oct 15, 2016)
Punts inside 20	3	Downing, Colin, at Iowa State (Oct 01, 2016)
		Dickson, Michae, at Texas (Oct 29, 2016)
Long Punt Return	6	Proche, James, vs SMU (Sep 10, 2016)
Long Kickoff Return	76	Reed, D.J., vs Kansas State (Nov 19, 2016)
Tackles	14	Ellerbee, E., at Rice (Sep 16, 2016)
Sacks	2.0	Jefferson, Mali, at Texas (Oct 29, 2016)
		Evans, Jordan, at Oklahoma (Nov 12, 2016)
Tackles For Loss	3.0	Harvey, Willie, at Iowa State (Oct 01, 2016)
Interceptions	2	Evans, Jordan, at Oklahoma (Nov 12, 2016)
		Starks, Donnie, vs Kansas State (Nov 19, 2016)

TEAM

Rushes	59	vs TCU (Nov 05, 2016)
Yards Rushing	431	vs TCU (Nov 05, 2016)
Yards Per Rush	7.3	vs TCU (Nov 05, 2016)
TD Rushes	6	vs TCU (Nov 05, 2016); vs Kansas State (Nov 19, 2016)
Pass attempts	46	vs Oklahoma State (Sep 24, 2016)
Pass completions	27	vs Oklahoma State (Sep 24, 2016)
Yards Passing	300	at Oklahoma (Nov 12, 2016)
Yards Per Pass	13.9	at Texas (Oct 29, 2016)
TD Passes	2	three times
Total Plays	101	vs Oklahoma State (Sep 24, 2016)
Total Offense	688	vs TCU (Nov 05, 2016)
Yards Per Play	7.6	vs TCU (Nov 05, 2016)
Points	62	vs TCU (Nov 05, 2016)
Sacks By	6	at Texas (Oct 29, 2016)
First Downs	34	vs TCU (Nov 05, 2016)
Penalties	9	at Iowa State (Oct 01, 2016)
Penalty Yards	85	vs Kansas State (Nov 19, 2016)
Turnovers	5	vs Kansas (Oct 15, 2016)
Interceptions By	3	vs Kansas State (Nov 19, 2016)
Punts	13	vs Northwestern State (Sep 02, 2016)
Punting Avg	51.0	at Iowa State (Oct 01, 2016)
Long Punt	82	vs Kansas (Oct 15, 2016)
Punts inside 20	3	three times
Long Punt Return	6	vs SMU (Sep 10, 2016)

2016 GAME RECAPS

OVERALL: 6-4 (HOME 4-2, ROAD 2-2, NEUTRAL 0-0) | BIG 12 CONFERENCE: 3-4 (HOME 2-2, ROAD 1-2, NEUTRAL 0-0)

23/21 BAYLOR 55, NORTHWESTERN STATE 7

MCLANE STADIUM • WACO, TEXAS
SEPT. 2, 2016 • ATTENDANCE: 44,849

Seth Russell threw four touchdown passes in less than a half and No. 23 Baylor beat FCS team Northwestern State 55-7 in their first game of 2016.

Russell was the top-rated FBS passer when he suffered a season-ending neck injury in the seventh game last season. He completed 14 of 20 passes for 163 yards with TDs to four receivers, including two tight ends. The Bears led 41-0 when he threw his last pass, a 10-yard TD pass to Pooh Stricklin with 5 minutes left in the first half.

Baylor had 498 total yards, 275 rushing and 223 passing.

The Bears scored on their first nine possessions, seven touchdowns and two field goals by Chris Callahan, and were up 55-0 before their first punt with 5 minutes left in the third quarter. Northwestern State finally scored on their ensuing possession.

Baylor led 48-0 at the half, when the Demons had 3 total yards and eight punts. For the game, the BU defense was overwhelming, holding Northwestern State to 78 total yards.

POSTGAME NOTES

- Baylor's 48 first-half points were its 7th-most in a half in program history -- the six times scoring more points in a half have all been since 2013.
- Baylor scored 24 points in the 1st quarter, the 11th time on record (since 1964) that the Bears scored 24+ 1st-quarter points (tied for 22nd-most in any quarter).
- Baylor scored 24 points in the 2nd quarter, the 12th time on record (since 1964) that the Bears scored 24+ 2nd-quarter points (tied for 22nd-most in any quarter).
- Baylor threw touchdown passes to multiple tight ends (Sam Tecklenburg and Jordan Feuerbacher) in the same game for the first time since Sept. 8, 2007, when Justin Akers (2) and Brad Taylor (1) caught TD passes in a 42-17 win vs. Rice.
- QB Seth Russell threw 4 TD passes (4, 6, 5, 10 yards), giving him 44 career passing TDs, moving ahead of Nick Florence (41) for 3rd on Baylor's all-time passing TDs list.

SCORING SUMMARY

NORTHWESTERN STATE		0	0	7	0	--	7
BAYLOR		24	24	7	0	--	55
1st	10:46	BU	Williams, T. 13 yd run (Callahan,Chris kick)				
	06:52	BU	Callahan,Chris 23 yd field goal				
	04:26	BU	Tecklenburg,Sam 4 yd pass from Russell,Seth (Callahan,Chris kick)				
	01:02	BU	Cannon,KD 6 yd pass from Russell,Seth (Callahan,Chris kick)				
2nd	10:19	BU	Callahan,Chris 33 yd field goal				
	08:03	BU	Feuerbacher,J. 5 yd pass from Russell,Seth (Callahan,Chris kick)				
	05:00	BU	Stricklin,Pooh 10 yd pass from Russell,Seth (Callahan,Chris kick)				
	01:07	BU	Williams, T. 1 yd run (Callahan,Chris kick)				
3rd	11:13	BU	Lynch,Blake 12 yd pass from Smith,Zach (Callahan,Chris kick)				
	00:51	NSU	Haack, Brooks 3 yd run (Piccione, Eric kick)				

STATISTICS

TEAM STATS	NSU	BU
FIRST DOWNS	9	23
RUSHES-YARDS (NET)	40-47	43-275
PASSING YDS (NET)	31	223
Passes Att-Comp-Int	19-5-0	29-19-0
TOTAL OFFENSE PLAYS-YARDS	59-78	72-498
Fumble Returns-Yards	0-0	0-0
Punt Returns-Yards	0-0	6-95
Kickoff Returns-Yards	5-79	0-0
Interception Returns-Yards	0-0	0-0
Punts (Number-Avg)	13-36.2	4-37.2
Fumbles-Lost	2-0	1-1
Penalties-Yards	7-37	12-93
Possession Time	31:45	28:15
Third-Down Conversions	1 of 15	7 of 15
Fourth-Down Conversions	1 of 1	1 of 1
Red-Zone Scores-Chances	1-1	9-9
Sacks By: Number-Yards	0-0	2-6

INDIVIDUAL STATISTICS

RUSHING: Northwestern State-Llorens, De'Mar 14-35; Jones, Chris 7-18; Green, Ronald 3-8; Bedgood, Hunter 2-2; West, Jared 3-1; Vaughn, Charles 1-1; Blumenthal, Joe 2-minus 2; Dora, Nigel 2-minus 6; Haack, Brooks 6-minus 7; McClain, Tuff 0-minus 3. Baylor-Linwood, Shock 9-97; Williams, T. 11-72; Hasty,JaMycal 7-68; Schrepfer,Wyatt 11-20; Heard,Preston 3-18; Bucey,Dwyer 1-0; Russell,Seth 1-0.

PASSING: Northwestern State-Haack, Brooks 3-13-0-14; Blumenthal, Joe 1-4-0-6; Almond, J.D. 1-1-0-11; Skinner, Austin 0-1-0-0. Baylor-Russell, Seth 14-20-0-163; Smith,Zach 5-7-0-60; Heard,Preston 0-1-0-0; Bennerma,Zack 0-1-0-0.

RECEIVING: Northwestern State-Chan-Chan, Bobb 1-20; Mafi, William 1-11; Llorens, De'Mar 1-6; Green, Ronald 1-6; Ryan, Shakeir 1-minus 12. Baylor-Cannon,KD 5-46; Jones,Quan 4-43; Lynch,Blake 2-31; Stricklin,Pooh 2-21; Platt,Chris 2-19; Hawthorne,Lynx 1-45; Atkinson,Jared 1-9; Feuerbacher,J. 1-5; Tecklenburg,Sam 1-4.

INTERCEPTIONS: Northwestern State-None. Baylor-None.

FUMBLES: Northwestern State-Jones, Chris 1-0; Ryan, Shakeir 1-0. Baylor-Schrepfer,Wyatt 1-1.

SACKS (UA-A): Northwestern State-None. Baylor-Smith,K.J. 1-0; Young,Taylor 1-0.

TACKLES (UA-A): Northwestern State-Welch, Koby 7-2; Jones, Adam 6-1; Mukes, Manuel 5-0; Stephens, Shawn 3-2; Balthazar, Aust 3-1; Guidry, Peyton 3-1; Edwards, Ian 3-0; Pierotti, Nick 3-0; Reed, Ryan 2-1; Krolczyk, Zak 2-1; Perry, Ron 2-0; Forde, Nicholas 2-0; Buhl, Chrisard 2-0; Marshall, JeMar 1-1; Roberts, Josh 1-1; Barnes, Justin 0-2; Piccione, Eric 1-0; Batiste, Darrie 1-0; Nelson, Cody 1-0; Ficklin, Deshon 1-0; Bluiett, Christ 0-1; Featherston, Ga 0-1; Llorens, De'Mar 0-1. Baylor-Young,Taylor 5-1; Johnston,Clay 5-0; Levels,Patrick 3-2; Williams,Jordan 3-1; Edwards,Aivion 2-2; Hall,Davion 3-0; Lewis,Ira 3-0; Preciado,Rajah 3-0; Smith,K.J. 1-2; Davis,Raaquan 1-2; Ogor,Eric 1-2; Roy,Bravvion 1-1; Black,Henry 1-1; Hunt,Tyrone 1-1; Jacobs,Jamie 0-2; Stewart,Orion 1-0; Vaughns,V. 1-0; Miller,Chris 1-0; George,Cody 1-0; Jones Jr.,Lenoy 1-1; Jones,Xavier 1-0; Reid,Ryan 1-0; Cletcher,Thomas 1-0.

23/19 BAYLOR 40, SMU 13

MCLANE STADIUM • WACO, TEXAS
SEPT. 10, 2016 • ATTENDANCE: 44,849

Seth Russell threw for 261 yards and two touchdowns and added another on the ground, and No. 23 Baylor recovered from a slow start for a 40-13 win over SMU at McLane Stadium.

Russell and the Bears (2-0) struggled offensively in the first half and had to settle for a 6-6 tie at intermission, but they broke through with a 20-point third quarter to all but clinch their 13th straight victory over their former Southwest Conference foe.

Baylor missed on several deep shots in the first half, but Blake Lynch capped its opening march after halftime by breaking free in the right seam for a 31-yard touchdown reception from Russell, who added a 19-yard scoring burst on a scramble on the Bears' next possession. Russell finished 26-for-47 and was intercepted twice.

Orion Stewart intercepted two passes for Baylor -- one of which came in the end zone and stopped a promising SMU threat, the other of which he returned 33 yards for a touchdown to push Baylor's lead to 26-6.

POSTGAME NOTES

- Baylor intercepted 3 passes in a game for the first time since a 41-38 win at TCU on Nov. 30, 2013.
- Baylor was held scoreless in the 1st quarter for just the 2nd time in its last 31 games -- the only other time in that span was Dec. 5, 2015 vs. Texas.
- Baylor had a 19-play drive in the 2nd quarter that tied its most plays in a single drive since a 21-play TD drive at Oklahoma State on Oct. 29, 2011. BU also had 19-play drives at Oklahoma on Nov. 10, 2012 and vs. Oklahoma State on Nov. 22, 2014.
- Baylor forced 4 turnovers, improving to 24-1 since 2008 when forcing 3+ turnovers.
- WR KD Cannon (93 receiving yards) became the 9th player in program history to reach 2,000 career receiving yards (2,037).
- Cannon had a career-high 10 receptions, giving him 123 career receptions, which moved him into 14th on Baylor's career receptions list, passing David Gettis (116) and Brandon Whitaker (120).

SCORING SUMMARY

SMU		6	0	7	0	--	13
BAYLOR		0	6	20	14	--	40
1st	09:12	SMU	WILLIAMS, Josh 24 yd field goal				
	03:39	SMU	WILLIAMS, Josh 26 yd field goal				
2nd	13:51	BU	Callahan,Chris 35 yd field goal				
	01:15	BU	Callahan,Chris 38 yd field goal				
3rd	12:02	BU	Lynch,Blake 31 yd pass from Russell,Seth (Callahan,Chris kick)				
	05:43	BU	Russell,Seth 19 yd run (Callahan,Chris kick)				
	04:55	BU	Stewart,Orion 33 yd interception return (Callahan,Chris kick failed)				
	02:40	SMU	SUTTON, C. 20 yd pass from HICKS, Ben (WILLIAMS, Josh kick)				
4th	13:45	BU	Cannon,KD 32 yd pass from Russell,Seth (Callahan,Chris kick)				
	04:16	BU	Hasty,JaMycal 4 yd run (Callahan,Chris kick)				

STATISTICS

TEAM STATS	SMU	BU
FIRST DOWNS	21	29
RUSHES-YARDS (NET)	38-176	55-275
PASSING YDS (NET)	229	261
Passes Att-Comp-Int	44-17-3	48-26-2
TOTAL OFFENSE PLAYS-YARDS	82-405	103-536
Fumble Returns-Yards	0-0	0-0
Punt Returns-Yards	2-4	3-8
Kickoff Returns-Yards	5-77	4-86
Interception Returns-Yards	2-54	3-95
Punts (Number-Avg)	9-35.8	5-48.4
Fumbles-Lost	2-1	4-1
Penalties-Yards	4-40	14-101
Possession Time	27:42	32:18
Third-Down Conversions	5 of 17	8 of 22
Fourth-Down Conversions	0 of 0	4 of 5
Red-Zone Scores-Chances	3-5	3-5
Sacks By: Number-Yards	0-0	1-2

INDIVIDUAL STATISTICS

RUSHING: SMU-WEST, Braeden 15-89; FREEMAN, Ke'Mon 19-81; HICKS, Ben 3-7; TEAM 1-minus 1. Baylor-Williams, T. 19-81; Hasty,JaMycal 7-64; Linwood,Shock18-59; Russell,Seth 7-43; Schrepfer,Wyatt 3-32; Hawthorne,Lynx 1-minus 4.

PASSING: SMU-HICKS, Ben 17-44-3-229. Baylor-Russell,Seth 26-47-2-261; Smith,Zach 0-1-0-0.

RECEIVING: SMU-PROCHE, James 7-84; SUTTON, C. 6-112; KAUFMAN, M. 2-16; WEST, Braeden 1-13; CASTILLE, X. 1-4. Baylor-Cannon,KD 10-93; Lynch,Blake 6-95; Hawthorne,Lynx 3-19; Mims,Denzel 3-14; Platt,Chris 2-14; Stricklin,Pooh 1-22; Linwood,Shock 1-4.

INTERCEPTIONS: SMU-WYATT, Jordan 1-28; MILLINES, D. 1-26. Baylor-Stewart,Orion 2-33; Hall,Davion 1-62.

FUMBLES: SMU-WEST, Braeden 1-0; FREEMAN, Ke'Mon 1-1. Baylor-Williams, T. 1-0; Lynch,Blake 1-1; Russell, Seth 1-0; Nicholson,Tony 1-0. SACKS (UA-A): SMU-None. Baylor-Edwards,Aivion 0-1; Jacobs,Jamie 0-1.

TACKLES (UA-A): SMU-MILLINES, D. 8-2; MITCHELL, Kyran 8-0; WYATT, Jordan 7-1; ONU, Mikial 4-3; RHONE, Anthony 6-0; JOHNSON, Kevin 5-0; RICHARDSON, H. 5-0; CARLISLE, Blake 4-0; BADEJO, Michael 3-1; CARROLL, Carlos 3-1; GREEN, Deon 2-2; WILLIAMS, J. 2-2; GARY, Demerrick 3-0; GENTRY, Mason 2-1; DAVIS, C. 2-1; CLEMONS, Rodney 2-0; LAWLER, Justin 2-0; MINOR, Zelt 0-2; HORTON, Nick 1-0; COX, RC 1-0; PRUITT, Jarvis 1-0; WEST, Braeden 1-0; WARD, Jordan 1-0; MITCHELL, J. 0-1; SCOTT, Michael 0-1. Baylor-Levels,Patrick 7-5; Hall,-Davion 7-1; Stewart,Orion 5-3; Davis,Raaquan 2-6; Edwards,Aivion 3-3; Lewis,Ira 2-4; Smith,K.J. 2-1; Roberts,Greg 2-1; Houston,Jameson 2-0; Johnston,Clay 2-0; Jones Jr.,Lenoy 2-0; Young,Taylor 1-1; Ogor,Eric 1-1; Hunt,Tyrone 1-1; Miller,Chris 1-0; Reid,Ryan 1-0; Thrift,Tanner 1-0; Moore,Kaleb 1-0; Wright, Tion 1-0; Williams, T. 1-0; Jacobs, Jamie 0-1.

2016 GAME RECAPS

OVERALL: 6-4 (HOME 4-2, ROAD 2-2, NEUTRAL 0-0) | BIG 12 CONFERENCE: 3-4 (HOME 2-2, ROAD 1-2, NEUTRAL 0-0)

21/19 BAYLOR 38, RICE 10

RICE STADIUM • HOUSTON, TEXAS

SEPT. 16, 2016 • ATTENDANCE: 27,047

Seth Russell threw for 337 yards and three touchdowns and No. 21 Baylor shrugged off a slow start to beat Rice 38-10.

Russell was 22 of 38 to help the Bears win their 19th straight regular-season nonconference game and improve to 3-0 for the sixth straight season, a program first.

KD Cannon caught nine passes for 213 yards and two touchdowns.

Rice (0-3) led 3-0 after the first quarter before JaMycal Hasty scored on a 16-yard run, and Cannon caught a 10-yard pass from Russell to put the Bears up 14-3 midway through the second quarter.

The Owls closed to 14-10 with 3 minutes left before halftime, but that would be as close as they would get.

POSTGAME NOTES

- Baylor held Rice to 31 passing yards, the fewest by a Baylor FBS opponent since the Bears held Arkansas to 28 passing yards on Nov. 10, 1990 (BU won 34-3).
- Baylor's 638 yards of total offense were the 30th-most in a game in program history.
- RB Shock Linwood had 57 rushing yards, setting a new school record with 3,676 career rushing yards. He passed Walter Abercrombie (1978-81) with 3,665 yards.
- WR KD Cannon's 213 receiving yards were the 5th-most in a game in program history.
- Cannon became the first player in program history with 3 games of 200+ receiving yards.

SCORING SUMMARY

BAYLOR	0	21	10	7	--	38
RICE	0	10	0	0	--	10

2nd 13:31	RICE	TOBOLA, Haden 24 yd field goal
11:07	BU	Hasty,JaMycal 16 yd run (Callahan,Chris kick)
07:27	BU	Cannon,KD 10 yd pass from Russell,Seth (Callahan,Chris kick)
04:11	RICE	ESUKPA, E. 1 yd run (TOBOLA, Haden kick)
01:45	BU	Williams,Terence 24 yd run (Callahan,Chris kick)
3rd 04:08	BU	Callahan,Chris 23 yd field goal
00:45	BU	Feuerbacher,Jordan 22 yd pass from Russell,Seth (Callahan,Chris kick)
4th 09:54	BU	Cannon,KD 28 yd pass from Russell,Seth (Callahan,Chris kick)

STATISTICS

TEAM STATS	BU	RICE
FIRST DOWNS	31	14
RUSHES-YARDS (NET)	54-296	42-234
PASSING YDS (NET)	342	31
Passes Att-Comp-Int	42-23-1	27-9-0
TOTAL OFFENSE PLAYS-YARDS	96-638	69-265
Fumble Returns-Yards	0-0	0-0
Punt Returns-Yards	2-5	0-0
Kickoff Returns-Yards	1-16	4-80
Interception Returns-Yards	0-0	1-0
Punts (Number-Avg)	4-42.2	11-32.9
Fumbles-Lost	2-0	1-1
Penalties-Yards	8-85	3-21
Possession Time	30:27	29:33
Third-Down Conversions	7 of 17	6 of 18
Fourth-Down Conversions	3 of 4	0 of 0
Red-Zone Scores-Chances	3-5	2-2
Sacks By: Number-Yards	2-10	1-4

INDIVIDUAL STATISTICS

RUSHING: BU-Hasty,JaMycal 14-105; Williams,Terence 12-79; Linwood,Shock 13-57; Russell,Seth 8-38; Schrepfer,Wyatt 7-17. RICE-DILLARD, Darik 14-124; WALTER, Austin 5-30; GERMAN, Nate 5-30; STEHLING, Tyler 7-28; ESUKPA, E. 6-16; DAVIS, Jowan 3-7; POLLARD, D. 2-minus 1.

PASSING: BU-Russell,Seth 22-38-1-337; Smith,Zach 1-3-0-5; TEAM 0-1-0-0. RICE-STEHLING, Tyler 8-25-0-33; GERMAN, Nate 1-2-0-minus 2.

RECEIVING: BU-Cannon,KD 9-213; Platt,Chris 5-45; Lynch,Blake 5-26; Hasty,JaMycal 2-26; Feuerbacher,Jordan 1-22; Mims,Denzel 1-10. RICE-WALTER, Austin 3-minus 3; CELLA, Connor 2-11; WRIGHT, Zach 2-3; SMITH, Parker 1-12; DILLARD, Darik 1-8.

INTERCEPTIONS: BU-None. RICE-BLasingame, JT 1-0.

FUMBLES: BU-Linwood,Shock 1-0; Lynch,Blake 1-0. RICE-DILLARD, Darik 1-1.

SACKS (UA-A): BU-Levels,Patrick 0-1; Smith,K.J. 0-1; Blanchard,Travon 1-0. RICE-ABERCROMBIA, Za 1-0.
TACKLES (UA-A): BU-Edwards,Aiavion 9-2; Hall,Davion 8-1; Blanchard,Travon 7-2; Smith,K.J. 2-4; Young,Taylor 4-1; Levels,Patrick 4-1; Wright,Tion 3-0; Waz,Chance 2-0; Davis,Raaquan 2-0; Williams,Jordan 1-0; Hunt,Tyrone 1-0; Stewart,Orion 1-0; Jacobs,Jamie 1-0; Miller,Chris 1-0; Hawthorne,Lynx 1-0; Vaughns,Verkedric 1-0; Roberts,Greg 0-1. RICE-ELLERBEE, E. 13-1; WHITE, Destri 7-1; LYONS, Alex 5-2; BLASINGAME, JT 6-0; IBE, JT 5-1; BERTRAND, C. 4-0; ADAMS, Myles 3-0; BANKS, VJ 3-0; ABERCROMBIA, Za 3-0; BROWN, Derek 2-0; THOMPSON, JP 2-0; MATSICK, Paine 2-0; MCGASKEY, T. 2-0; URETSKY, Nick 2-0; SCHANTZ, G. 2-0; HANUSA, Parker 1-1; WILKINS, Roe 1-0; MARTIN, Trey 1-0; WRIGHT, Brady 1-0; MITCHELL, Reid 1-0; PADGETT, Blain 1-0; WOMAC, Brian 1-0; CLARK, Jorian 1-0; DOUGLAS, B. 1-0; THOMPSON, Carl 0-1; PHAN, Jae 0-1.

16/15 BAYLOR 35, RV/RV OKLAHOMA STATE 24

MCLANE STADIUM • WACO, TEXAS

SEPT. 24, 2016 • ATTENDANCE: 45,373

Seth Russell threw four touchdown passes, including an 89-yarder to Chris Platt for the go-ahead score in the third quarter, and No. 16 Baylor held on to beat Oklahoma State 35-24 in the weather-delayed Big 12 opener for both teams.

Ishmael Zamora had career highs of 175 yards receiving and two touchdowns on eight catches in his season debut for the Bears after a three-game suspension. Platt also had two TDs.

Baylor earned its fourth consecutive 4-0 start in its first big test after a light nonconference schedule. The game was stopped by lightning for about 1 1/2 hours after the Bears scored on the opening series.

The Cowboys (2-2) lost three fumbles, including the second by Justice Hill after he picked up a first down at the Baylor 2 with Oklahoma State trailing 28-24 with 9 minutes remaining. Hill, who had 122 yards rushing, was originally ruled down, but the call was overturned on review.

POSTGAME NOTES

- The game was delayed for 95 minutes due to lightning with 13:22 remaining in the 1st quarter. Play was stopped at 6:39 p.m. CT and resumed at 8:14 p.m.
- Baylor and Oklahoma State met for the 35th time. Baylor now trails 16-19 in the all-time series, including an 8-6 mark in Waco.
- Baylor has won 3 straight games against Oklahoma State for the first time since winning 9 in a row from 1915-42.
- QB Seth Russell threw for a season-high 387 yards, which tied for 20th on BU's all-time single-game list.
- S Orion Stewart had his 3rd interception of the season and 9th of his career (tied for 14th on BU all-time list), adding a 25-yard return for 232 career interception return yards (moves into 3rd all-time at BU).

SCORING SUMMARY

OKLAHOMA STATE	7	7	10	0	--	24
BAYLOR	7	14	7	7	--	35

1st 13:22	BU	Williams,T. 23 yd run (Martin,Connor kick)
09:44	OSU	Hill, Justice 5 yd run (Grogan, Ben kick)
2nd 12:28	BU	Zamora,Ishmael 38 yd pass from Russell,Seth (Martin,Connor kick)
05:32	OSU	Childs, Rennie 3 yd run (Grogan, Ben kick)
02:41	BU	Zamora,Ishmael 38 yd pass from Russell,Seth (Martin,Connor kick)
3rd 07:46	OSU	Childs, Rennie 3 yd run (Grogan, Ben kick)
06:56	BU	Platt,Chris 89 yd pass from Russell,Seth (Martin,Connor kick)
02:13	OSU	Grogan, Ben 28 yd field goal
4th 05:14	BU	Platt,Chris 15 yd pass from Russell,Seth (Martin,Connor kick)

STATISTICS

TEAM STATS	OSU	BU
FIRST DOWNS	30	20
RUSHES-YARDS (NET)	55-213	37-136
PASSING YDS (NET)	279	387
Passes Att-Comp-Int	46-27-1	28-18-1
TOTAL OFFENSE PLAYS-YARDS	101-492	65-523
Fumble Returns-Yards	0-0	0-0
Punt Returns-Yards	0-0	1-1
Kickoff Returns-Yards	3-51	4-46
Interception Returns-Yards	1-0	1-25
Punts (Number-Avg)	2-47.0	4-43.2
Fumbles-Lost	3-3	2-1
Penalties-Yards	4-32	7-70
Possession Time	41:27	18:33
Third-Down Conversions	12 of 20	6 of 12
Fourth-Down Conversions	2 of 4	0 of 2
Red-Zone Scores-Chances	4-7	1-2
Sacks By: Number-Yards	1-6	4-26

INDIVIDUAL STATISTICS

RUSHING: Oklahoma State-Hill, Justice 20-122; Childs, Rennie 18-35; Rudolph, Mason 9-30; Sanders,Barry J 5-20; Carr, Jeff 2-10; TEAM 1-minus 4.Baylor-Russell,Seth 10-65; Williams,T. 13-52; Hasty,JaMycal 11-29; Linwood,Shock 2-4; TEAM 1-minus 14.

PASSING: Oklahoma State-Rudolph, Mason 27-45-1-279; Stoner, Dillon 0-1-0-0. Baylor-Russell,Seth 18-28-1-387.

RECEIVING: Oklahoma State-Washington, J. 6-89; McCleskey,Jalen 5-77; Lacy, Chris 3-32; Veatch, Zac 3-26; Stoner, Dillon 3-0; Childs, Rennie 2-21; Seales, Jhajuan 2-20; Sanders,Barry J 2-0; Jarwin, Blake 1-14. Baylor-Zamora,Ishmael 8-175; Platt,Chris 3-114; Cannon,KD 3-18; Feuerbacher,J. 2-50; Williams,T. 1-23; Lynch,Blake 1-7.

INTERCEPTIONS: Oklahoma State-Burton, Jordan 1-0. Baylor-Stewart,Orion 1-25.

FUMBLES: Oklahoma State-Hill, Justice 2-2; Rudolph, Mason 1-1. Baylor-TEAM 1-0; Nicholson, Tony 1-1.

SACKS (UA-A): Oklahoma State-Taylor, Vincent 1-0. Baylor-Edwards,Aiavion 1-0; Jones,Xavier 1-0; Levels,Patrick 1-0; Smith,K.J. 1-0.

TACKLES (UA-A): Oklahoma State-Averette, D. 6-5; Burton, Jordan 5-4; Sterns, Jordan 7-1; Whitener, Chad 2-4; Richards, Ramon 5-0; Leveni, Vili 2-2; Owens, Jarrell 3-0; Lampkin, Ashton 3-0; Walterscheid, C 1-2; Flowers, Tre 1-1; Taylor, Vincent 1-1; Morrow, Jerel 1-1; Rudolph, Mason 1-0; Akem, Gyasi 1-0; Moncrief, D. 1-0; Phillips,Justin 0-1; Pipkins, Lenzy 0-1; Carter, Trey 0-1; Tucker, Kirk 0-1; Daniels,Darrion 0-1; Henry, Kevin 0-1; Maille, Motekiai 0-1. Baylor-Edwards,Aiavion 8-4; Blanchard,T. 8-3; Stewart,Orion 7-4; Young,Taylor 6-4; Waz,Chance 5-3; Levels,Patrick 3-5; Vaughns,V. 7-0; Smith,K.J. 2-4; Wright,Tion 5-0; Jones,Xavier 3-1; Lewis,Ira 1-3; Davis,Raaquan 1-1; Johnston,Clay 0-2; Roy,Bravvion 1-0; Jones Jr.,Lenoy 1-0; Zamora,Ishmael 1-0; Roberts,Greg 1-0; Jacobs,Jamie 0-1; Reid,Ryan 0-1; Williams,Jordan 0-1; Miller,Chris 0-1.

2016 GAME RECAPS

OVERALL: 6-4 (HOME 4-2, ROAD 2-2, NEUTRAL 0-0) | BIG 12 CONFERENCE: 3-4 (HOME 2-2, ROAD 1-2, NEUTRAL 0-0)

13/13 BAYLOR 45, IOWA STATE 42

JACK TRICE STADIUM • AMES, IOWA

OCT. 1, 2016 • ATTENDANCE: 50,842

Chris Callahan hit a 19-yard field goal as time expired and No. 13 Baylor rallied from 14 down in the fourth quarter to beat Iowa State 45-42.

Shock Linwood rushed for 237 yards for the Bears, who moved to 2-0 in the Big 12 for the fourth year in a row.

Baylor (5-0, 2-0), playing without star wide receiver KD Cannon because of a groin injury, trailed 42-28 before using scoring drives of 86 and 84 yards to tie it up.

Baylor's defense finally stiffened in the fourth quarter and Seth Russell — who was 12 of 22 passing for 178 yards — drove Baylor 83 yards to set up Callahan's chip shot.

Joel Lanning threw for 261 yards and two touchdowns for Iowa State (1-4, 0-2). Mike Warren added a season-high 130 yards rushing for the Cyclones.

POSTGAME NOTES

- Baylor overcame a halftime deficit to win for the first time since trailing 31-27 at the break in a 61-58 win over TCU on Oct. 11, 2014.
- Baylor rushed for 469 yards, 5th-most in a game in program history.
- RB Shock Linwood ran for a 2-yard TD in the 2nd quarter, tying Alfred Anderson's (1980-83) school record with 35 career rushing touchdowns. Linwood already holds Baylor's all-time rushing record with 3,916 career rushing yards.
- Linwood (237 rushing yards) had the 4th-most rushing yards in a game in program history -- it was the 10th 200-rushing yard game in program history.

SCORING SUMMARY

BAYLOR	7	14	7	17	--	45
IOWA STATE	14	14	14	0	--	42

1st	09:36	ISU	Jones, D. 43 yd pass from Lanning, Joel (Netten, Cole kick)
	03:06	ISU	Warren, Mike 1 yd run (Netten, Cole kick)
	01:12	BU	Williams, T. 7 yd run (Callahan,Chris kick)
2nd	11:40	ISU	Montgomery, Da. 9 yd run (Netten, Cole kick)
	10:28	BU	Linwood,Shock 2 yd run (Callahan,Chris kick)
	02:48	ISU	Lanning, Joel 3 yd run (Netten, Cole kick)
	00:53	BU	Russell,Seth 3 yd run (Callahan,Chris kick)
3rd	09:44	ISU	Warren, Mike 4 yd run (Netten, Cole kick)
	06:48	BU	Platt,Chris 5 yd pass from Russell,Seth (Callahan,Chris kick)
	04:31	ISU	Epps, Carson 46 yd pass from Lanning, Joel (Netten, Cole kick)
4th	11:40	BU	Russell,Seth 1 yd run (Callahan,Chris kick)
	06:27	BU	Williams,T. 2 yd run (Callahan,Chris kick)
	00:00	BU	Callahan,Chris 19 yd field goal

STATISTICS

TEAM STATS	BU	ISU
FIRST DOWNS	30	26
RUSHES-YARDS (NET)	62-469	54-204
PASSING YDS (NET)	178	261
Passes Att-Comp-Int	22-12-0	23-17-0
TOTAL OFFENSE PLAYS-YARDS	84-647	77-465
Fumble Returns-Yards	0-0	0-0
Punt Returns-Yards	0-0	2-1
Kickoff Returns-Yards	2-34	5-132
Interception Returns-Yards	0-0	0-0
Punts (Number-Avg)	2-44.5	3-51.0
Fumbles-Lost	0-0	0-0
Penalties-Yards	9-79	9-80
Possession Time	26:00	34:00
Third-Down Conversions	10 of 15	9 of 13
Fourth-Down Conversions	1 of 2	1 of 1
Red-Zone Scores-Chances	7-7	4-4
Sacks By: Number-Yards	1-5	1-1

INDIVIDUAL STATISTICS

RUSHING: Baylor-Linwood,Shock 25-237; Williams,T. 16-126; Russell,Seth 19-88; Hawthorne,Lynx 1-14; Hasty,JaMycal 1-4. Iowa State-Warren, Mike 30-130; Lanning, Joel 14-57; Montgomery, Da. 7-32; TEAM 3-minus 15.

PASSING: Baylor-Russell,Seth 12-22-0-178. Iowa State-Lanning, Joel 17-23-0-261.

RECEIVING: Baylor-Zamora,Ishmael 5-48; Lynch,Blake 3-80; Platt,Chris 2-51; Hasty,JaMycal 1-0; Williams,T. 1-minus 1. Iowa State-Ryen, Trevor 5-75; Jones, D. 4-62; Epps, Carson 3-60; Lazard, Allen 3-33; Daley, Dondre 1-25; Butler, Hakeem 1-6.

INTERCEPTIONS: Baylor-None. Iowa State-None.

FUMBLES: Baylor-None. Iowa State-None.

SACKS (UA-A): Baylor-Lewis,Ira 1-0. Iowa State-Harvey, Willie 1-0.

TACKLES (UA-A): Baylor-Young,Taylor 8-9; Smith,K.J. 6-4; Edwards,Aiavion 4-4; Lewis,Ira 3-5; Blanchard,T. 3-5; Stewart,Orion 3-3; Waz,Chance 4-1; Levels,Patrick 2-2; Jones,Xavier 1-3; Houston,Jameson 3-0; Reid,Ryan 3-0; Vaughns,V. 2-0; Hall,Davion 1-1; Preciado,Rajah 1-1; Roy,Bravvion 1-1; Galitz,Drew 1-0; Maticscik,Ross 1-0; Jaynes,Tyler 1-0; Johnston,Clay 0-1. Iowa State-Edwards, Evrett 8-5; Harvey, Willie 7-5; Payne, D'Andre 7-1; Tucker, Demond 3-4; Northrup, R. 4-2; Cotton-Moya, K. 4-2; Wiltz, Jomal 4-1; Johnson, Mike 2-3; Aka, Pierre 0-5; Waggoner, J.D. 3-1; Thomas, Jh. 2-0; Lewis, Braxton 1-1; Mills, Brian 1-1; Peavy, Brian 1-1; Jones, Jarnor 0-2; Seeley, Kane 0-2; Tribune, Nigel 1-0; Luna, Gabe 1-0; Jones, D. 1-0; Spreen, Jack 1-0; Bonacci, Brian 0-1; Meyers, M. 0-1.

11/8 BAYLOR 49, KANSAS 7

MCLANE STADIUM • WACO, TEXAS

OCT. 15, 2016 • ATTENDANCE: 47,598

Seth Russell threw two touchdowns and ran for two more while playing only the first half, Ryan Reid returned the first of his two interceptions for a score and No. 11 Baylor remained undefeated with a 49-7 win over Kansas.

Shock Linwood's 4-yard score on the first play after a Kansas fumble was his 36th career rushing touchdown and broke a tie with Alfred Anderson for the most in school history. Linwood was already the career rushing leader for the Bears (6-0, 3-0 Big 12).

Kansas (1-5, 0-3) had five turnovers that led to 21 points for the Bears.

Reid's 64-yard interception return ended the first offensive drive for Kansas and gave the Bears a 14-0 lead. He returned a pick in the second quarter 52 yards to the Jayhawks 19, but Baylor then had the first of its three missed field goals.

The Bears led 42-0 after Russell's last pass, a 4-yard TD to Ishmael Zamora with 1:45 left in the first half.

Russell, 14-0 when starting for Baylor, was 9-of-22 passing for 144 yards. He led the Bears with 68 yards rushing, and got flipped after he leaped in the end zone for a 26-yard TD when converting a fourth-and-3 to make it 21-0 in the first quarter.

POSTGAME NOTES

- Baylor improved to 46-43-4 all-time in Homecoming games, including 7 straight wins.
- Baylor had back-to-back 1-play TD drives in the 2nd quarter. KD Cannon caught a 59-yard TD pass from Seth Russell and Shock Linwood had a 4-yard rushing TD. It was the first time BU had back-to-back 1-play TD drives since Oct. 5, 2013 vs. West Virginia.
- Baylor's 170 combined interception return yards broke the school record of 160 vs. Rice in 1956.

SCORING SUMMARY

KANSAS	0	0	7	0	--	7
BAYLOR	21	21	7	0	--	49

1st	11:55	BU	Russell,Seth 5 yd run (Callahan,Chris kick)
	08:40	BU	Reid,Ryan 64 yd interception return (Callahan,Chris kick)
	02:47	BU	Russell,Seth 26 yd run (Callahan,Chris kick)
2nd	06:26	BU	Cannon,KD 59 yd pass from Russell,Seth (Callahan,Chris kick)
	05:49	BU	Linwood,Shock 4 yd run (Callahan,Chris kick)
	01:45	BU	Zamora,Ishmael 4 yd pass from Russell,Seth (Callahan,Chris kick)
3rd	11:00	BU	Williams,T. 7 yd run (Callahan,Chris kick)
	01:22	KU	Herbert, Khalil 2 yd run (Wyman, Matthew kick)

STATISTICS

TEAM STATS	KU	BU
FIRST DOWNS	15	20
RUSHES-YARDS (NET)	48-83	49-246
PASSING YDS (NET)	134	207
Passes Att-Comp-Int	27-13-4	30-13-0
TOTAL OFFENSE PLAYS-YARDS	75-217	79-453
Fumble Returns-Yards	0-0	0-0
Punt Returns-Yards	0-0	3-45
Kickoff Returns-Yards	5-52	0-0
Interception Returns-Yards	0-0	4-170
Punts (Number-Avg)	8-50.4	4-39.0
Fumbles-Lost	2-1	1-1
Penalties-Yards	4-35	6-38
Possession Time	33:07	26:53
Third-Down Conversions	3 of 15	7 of 17
Fourth-Down Conversions	1 of 2	2 of 3
Red-Zone Scores-Chances	1-1	4-7
Sacks By: Number-Yards	1-8	5-26

INDIVIDUAL STATISTICS

RUSHING: Kansas-Kinner, Ke'aun 15-49; Herbert, Khalil 9-34; Taylor Martin 7-23; Evans, Denzell 1-2; Long, Maciah 1-0; Stanley, Carter 4-minus 1; TEAM 1-minus 3; Gonzalez, L. 1-minus 7; Willis, Ryan 9-minus 14. Baylor-Russell,Seth 7-68; Linwood,Shock 10-46; Schrepfer,Wyatt 9-39; Hasty,JaMycal 6-34; Williams,T. 8-33; Platt,Chris 1-8; Hawthorne,Lynx 1-5; Heard,Preston 1-5; Bucey,Dwyer 2-4; Lynch,Blake 1-4; Smith,Zach 3-0.

PASSING: Kansas-Willis, Ryan 10-19-3-89; Stanley, Carter 3-8-1-45. Baylor-Russell,Seth 9-22-0-144; Smith,Zach 4-8-0-63.

RECEIVING: Kansas-Gonzalez, L. 5-29; Sims, Steven 2-40; Barbel, Shakiem 2-17; Booker, J. 1-27; Fairs, Evan 1-8; Hartzog, Bobby 1-7; Harrell, Chase 1-6. Baylor-Cannon,KD 3-75; Stricklin,Pooh 2-51; Hawthorne,Lynx 2-42; Platt,Chris 2-17; Lynch,Blake 1-7; Feuerbacher, J. 1-6; Atkinson,Jared 1-5; Zamora,Ishmael 1-4.

INTERCEPTIONS: Kansas-None. Baylor-Reid,Ryan 2-116; Johnston,Clay 1-65; Stewart,Orion 1-minus 11.

FUMBLES: Kansas-Gonzalez, L. 1-0; TEAM 1-1. Baylor-Schrepfer,Wyatt 1-1.

SACKS (UA-A): Kansas-Armstrong, D. 1-0. Baylor-Young,Taylor 2-0; Lewis,Ira 1-0; Davis,Raaquan 1-0; Williams,Jordan 1-0.

TACKLES (UA-A): Kansas-Lee, Mike 7-1; Smithson, Fish 7-1; Arnick, C. 4-2; Shaw, Tevin 4-1; Davis, Deelsaac 2-3; Roberts, M. 2-3; Armstrong, D. 2-2; Holani, Isi 3-0; Bean, Isaiah 2-1; Allen, Greg 1-2; Sternberger, J. 2-0; Olobia, Anthony 2-0; Stewart, B. 2-0; Ogletree, M. 2-0; Neal, Derrick 1-1; Mosby, Damani 0-2; Sims, Steven 1-0; Stanley, Carter 1-0; Torneden, Bryce 1-0; Graham, Chevy 1-0; Feaster, Denzel 1-0; Willis, Ryan 1-0; Richmond, S. 0-1. Baylor-Davis,Raaquan 15-0; Jones Jr.,Lenoy 5-1; Young,Taylor 4-2; Houston,Jameson 3-2; Williams,Jordan 3-2; Arnold,Grayland 4-0; Hall,Davion 2-2; Edwards,Aiavion 3-0; Jones,Xavier 2-1; Lewis,Ira 2-0; Roberts,Greg 2-0; Smith,K.J. 2-0; Waz,Chance 1-1; Johnson,Micheal 0-2; Wright,Tion 1-0; Jacobs,Jamie 1-0; Levels,Patrick 1-0; Miller,Chris 1-0; Stewart,Orion 1-0; Lynch,Blake 1-0; Hunt,Tyrene 0-1; Johnston,Clay 0-1; Blanchard,T. 0-1.

2016 GAME RECAPS

OVERALL: 6-4 (HOME 4-2, ROAD 2-2, NEUTRAL 0-0) | BIG 12 CONFERENCE: 3-4 (HOME 2-2, ROAD 1-2, NEUTRAL 0-0)

TEXAS 35, 8/6 BAYLOR 34

DKR-TEXAS MEMORIAL STADIUM • AUSTIN, TEXAS

OCT. 29, 2016 • ATTENDANCE: 97,822

Despite taking a 34-26 lead with 8:54 left in the fourth quarter, No. 8 Baylor was upset 35-34 by Texas to hand the Bears their first loss.

For the second straight season, coach Charlie Strong and the Longhorns (4-4, 2-4 Big 12) beat Baylor (6-1, 3-1). This time Texas also dealt a blow to the Big 12's hopes of putting a team in the College Football Playoff.

D'Onta Foreman rushed for a career best 250 yards and two touchdowns for the Longhorns, who scored with 7:03 left on 7-yard pass from Shane Buechele to Andrew Beck to make it 34-32. The Bears stuffed Tyrone Swoopes trying to run for a 2-point conversion.

Seth Russell had 364 yards passing and running and accounted for three touchdowns for Baylor.

Trent Domingue's39-yard field goal with 46 seconds remaining was the difference in the game.

POSTGAME NOTES

- Baylor's 398 rushing yards and 624 yards of total offense were both its most in 106 all-time meetings against Texas.
- Baylor and Texas met for the 106th time. Baylor is now 26-76-4 in the all-time series, including a 10-46-2 mark in Austin. Baylor is 4-3 in its last 7 games against Texas.
- Baylor's defense allowed a 4th-quarter score for the first time all season – BU entered the game as the only FBS team to not allow a 4th-quarter point this season.
- QB Seth Russell is now 14-1 in his career as a starter, which was tied for 3rd longest winning streak to begin a career among FBS QBs since 2000.

SCORING SUMMARY

	BAYLOR	TEXAS					
	14	7	10	3	--	34	
	14	9	3	9	--	35	
1st	13:54	BU	Russell,Seth	50 yd run (Callahan,Chris kick)			
	11:19	UT	Foreman, Armant	40 yd pass from Buechele, Shane (Domingue, Trent kick)			
	11:05	UT	Foreman, D'Onta	37 yd run (Domingue, Trent kick)			
	09:26	BU	Zamora,Ishmael	20 yd pass from Russell,Seth (Callahan,Chris kick)			
2nd	08:43	UT	TEAM	safety			
	06:35	UT	Foreman, D'Onta	9 yd run (Domingue, Trent kick)			
	00:09	BU	Cannon,KD	15 yd pass from Russell,Seth (Callahan,Chris kick)			
3rd	12:13	UT	Domingue, Trent	25 yd field goal			
	08:21	BU	Williams, Terence	2 yd run (Callahan,Chris kick)			
	02:16	BU	Callahan,Chris	27 yd field goal			
4th	08:54	BU	Callahan,Chris	24 yd field goal			
	07:03	UT	Beck, Andrew	7 yd pass from Buechele, Shane (Swoopes, Tyrone rush failed)			
	00:46	UT	Domingue, Trent	39 yd field goal			

STATISTICS

TEAM STATS	BU	UT
FIRST DOWNS	31	19
RUSHES-YARDS (NET)	68-398	51-257
PASSING YDS (NET)	226	291
Passes Att-Comp-Int	28-14-1	21-12-1
TOTAL OFFENSE PLAYS-YARDS	96-624	72-548
Fumble Returns-Yards	0-0	0-0
Punt Returns-Yards	1-12	1-1
Kickoff Returns-Yards	2-40	6-109
Interception Returns-Yards	1-0	1-0
Punts (Number-Avg)	5-39.2	7-50.3
Fumbles-Lost	3-1	3-1
Penalties-Yards	10-39	4-23
Possession Time	32:55	27:05
Third-Down Conversions	10 of 20	7 of 17
Fourth-Down Conversions	1 of 3	0 of 1
Red-Zone Scores-Chances	5-6	4-4
Sacks By: Number-Yards	3-23	6-38

INDIVIDUAL STATISTICS

RUSHING: Baylor-Williams, Terence 24-180; Russell, Seth 21-138; Linwood, Shock 17-67; Hasty, Ja'Mycal 6-13. Texas-Foreman, D'Onta 32-250; Porter, Kyle 4-19; Swoopes, Tyrone 7-7; TEAM 1-minus 1; Buechele, Shane 7-minus 18.

PASSING: Baylor-Russell, Seth 14-28-1-226. Texas-Buechele, Shane 12-21-1-291.

RECEIVING: Baylor-Cannon, KD 5-86; Zamora, Ishmael 4-45; Lynch, Blake 2-26; Stricklin, Pooh 1-45; Tecklenburg, Sam 1-13; Feuerbacher, Jordan 1-11. Texas-Foreman, Armant 4-142; Beck, Andrew 2-23; Oliver, Jake 2-18; Joe, Lorenzo 1-61; Johnson, Collin 1-40; Warrick, Jacore 1-5; Duvernay, Devin 1-2.

INTERCEPTIONS: Baylor-Reid, Ryan 1-0. Texas-Locke III, P.J. 1-0.

FUMBLES: Baylor-Russell, Seth 1-0; Hasty, Ja'Mycal 1-1; Williams, Terence 1-0. Texas-Buechele, Shane 1-0; Swoopes, Tyrone 1-0; Foreman, Armant 1-1.

SACKS (UA-A): Baylor-Edwards, A'aviion 1-0; Young, Taylor 1-0; Lewis, Ira 1-0. Texas-Jefferson, Mali 2-0; Cottrell, Bryce 1-0; Hughes, Naashon 1-0; Hager, Breckyn 1-0; Omenihu, Charle 1-0.

TACKLES (UA-A): Baylor-Edwards, A'aviion 7-6; Stewart, Orion 4-4; Young, Taylor 4-3; Waz, Chance 6-0; Jones, Xavier 3-3; Blanchard, Travon 5-0; Smith, K.J. 4-0; Hall, Davion 3-1; Lewis, Ira 3-1; Houston, Jameson 3-0; Davis, Raaquan 2-0; Williams, Jordan 2-0; Jaynes, Tyler 2-0; Jacobs, Jamie 2-0; Johnson, Micheal 1-0; Wright, Tion 1-0; Roberts, Greg 1-0; Moore, Kaleb 0-1; Reid, Ryan 0-1. Texas-Jefferson, Mali 8-2; Wheeler, Anthon 6-3; Haines, Dylan 6-1; Hall, Jason 2-5; Bonney, John 5-1; Boyd, Kris 5-1; Nelson, Chris 4-2; Hager, Breckyn 2-4; Ford, Poona 4-1; Hughes, Naashon 4-1; Freeman, Edwin 4-1; Cottrell, Bryce 4-0; Cole, Timothy 2-1; Omenihu, Charle 2-0; Jones, Brandon 1-1; Boyette Jr., Pa 0-2; Locke III, P.J. 1-0; Hill, Holton 1-0; Roach, Malcolm 1-0; Oliver, Jake 1-0; Vaccaro, Kevin 0-1; Elliott, DeShon 0-1.

TCU 62, 13/13/17 BAYLOR 22

MCLANE STADIUM • WACO, TEXAS

NOV. 5, 2016 • ATTENDANCE: 48,129

Looking to bounce back from their first loss of the season, the 13th-ranked Baylor Bears couldn't have asked for a better start.

It was the next 59 ½ minutes that didn't go that well.

After Baylor (6-2, 3-2) opened the game with an 81-yard TD strike from **Seth Russell to Ishmael Zamora**, the visiting TCU Horned Frogs (5-4, 3-3) scored 31 straight points and pulled away for a stunning 62-22 victory before a McLane Stadium crowd of 48,129.

Things weren't much better on the offensive side, where the Bears went six straight series without scoring after that first quick-hitter. Russell was 22-of-42 for 282 yards and one touchdown and added two short rushing TDs, but the offense had just 159 yards in the second half and 415 for the game.

POSTGAME NOTES

- Baylor's 398 rushing yards and 624 yards of total offense were both its most in 106 all-time meetings against Texas.
- Baylor and Texas met for the 106th time. Baylor is now 26-76-4 in the all-time series, including a 10-46-2 mark in Austin. Baylor is 4-3 in its last 7 games against Texas.
- Baylor's defense allowed a 4th-quarter score for the first time all season – BU entered the game as the only FBS team to not allow a 4th-quarter point this season.
- QB Seth Russell is now 14-1 in his career as a starter, which was tied for 3rd longest winning streak to begin a career among FBS QBs since 2000.

SCORING SUMMARY

	TCU	10	28	10	14	--	62
	BAYLOR	7	7	0	8	--	22
1st	14:38	BU	Zamora,Ishmael	81 yd pass from Russell,Seth (Callahan,Chris kick)			
	14:04	TCU	Williams, Taj	37 yd pass from Hill, Kenny (Hatfield, B. kick)			
	05:36	TCU	Hatfield, B.	26 yd field goal			
2nd	14:55	TCU	Hicks, Kyle	6 yd run (Hatfield, B. kick)			
	10:44	TCU	Hicks, Kyle	22 yd run (Hatfield, B. kick)			
	10:37	TCU	Texada, R.	28 yd interception return (Hatfield, B. kick)			
	02:29	BU	Russell,Seth	2 yd run (Callahan,Chris kick)			
	00:07	TCU	Hicks, Kyle	3 yd run (Hatfield, B. kick)			
3rd	13:13	TCU	Hicks, Kyle	18 yd run (Hatfield, B. kick)			
	00:44	TCU	Hatfield, B.	39 yd field goal			
4th	13:41	BU	Russell,Seth	2 yd run (Stricklin,Pooh pass from Russell,Seth)			
	09:53	TCU	Hicks, Kyle	3 yd run (Hatfield, B. kick)			
	03:48	TCU	Olonilua, Sewo	26 yd run (Hatfield, B. kick)			

STATISTICS

TEAM STATS	TCU	BU
FIRST DOWNS	34	19
RUSHES-YARDS (NET)	59-431	45-133
PASSING YDS (NET)	257	282
Passes Att-Comp-Int	31-18-0	43-22-1
TOTAL OFFENSE PLAYS-YARDS	90-688	88-415
Fumble Returns-Yards	0-0	0-0
Punt Returns-Yards	0-0	1-14
Kickoff Returns-Yards	4-109	7-118
Interception Returns-Yards	1-28	0-0
Punts (Number-Avg)	4-35.5	9-39.4
Fumbles-Lost	0-0	0-0
Penalties-Yards	7-55	11-121
Possession Time	35:39	24:21
Third-Down Conversions	8 of 16	5 of 20
Fourth-Down Conversions	2 of 2	5 of 6
Red-Zone Scores-Chances	5-5	2-2
Sacks By: Number-Yards	3-16	1-4

INDIVIDUAL STATISTICS

RUSHING: TCU-Hicks, Kyle 26-192; Hill, Kenny 11-85; Anderson, D. 7-44; Turpin, K. 4-40; Green, Derrick 5-33; Olonilua, Sewo 2-28; Muehlstein, G. 3-9; Johnson, T. 1-0. Baylor-Williams, T. 18-68; Hasty, Ja'Mycal 12-42; Linwood, Shock 6-27; Russell, Seth 9-minus 4.

PASSING: TCU-Hill, Kenny 17-30-0-244; Sawyer, Foster 1-1-0-13. Baylor-Russell, Seth 22-42-1-282; Smith, Zach 0-1-0-0.

RECEIVING: TCU-Turpin, K. 6-49; Austin, Jaelan 3-57; Williams, Taj 2-50; White, Desmon 2-41; Hicks, Kyle 2-3; Porter, Emanuel 1-33; Diarse, John 1-20; Stewart, J. 1-4. Baylor-Zamora, Ishmael 7-121; Lynch, Blake 6-48; Cannon, KD 5-29; Platt, Chris 3-70; Stricklin, Pooh 1-14.

INTERCEPTIONS: TCU- Texada, R. 1-28. Baylor-None.

FUMBLES: TCU-None. Baylor-None.

SACKS (UA-A): TCU-Johnson, Denzel 1-0; Lewis, Julius 1-0; Carraway, Josh 1-0. Baylor-Young, Taylor 0-1; Smith, K.J. 0-1.

TACKLES (UA-A): TCU-Orr, Nick 8-4; Howard, Travin 8-4; Summers, Ty 6-4; Lewis, Julius 6-1; Johnson, Denzel 4-2; Douglas, Sammy 5-0; Carraway, Josh 2-3; Boesen, Mat 4-0; McFarland, J. 2-2; Small, Niko 3-0; Collier, L.J. 0-3; Downing, M. 2-0; Whitmill, Paul 2-0; Broadnax, J. 2-0; Galeai, Tipa 1-1; Curry, Aaron 1-0; Gladney, Jeff 1-0; Texada, R. 1-0. Baylor-Waz, Chance 7-4; Davis, Raaquan 3-6; Young, Taylor 6-2; Blanchard, T. 5-2; Roberts, Greg 4-2; Stewart, Orion 4-2; Edwards, A'aviion 4-1; Lewis, Ira 3-2; Wright, Tion 3-1; Reid, Ryan 3-0; Johnston, Clay 2-1; Jacobs, Jamie 2-1; Levels, Patrick 1-2; Smith, K.J. 0-3; Vaughns, V. 2-0; Houston, Jameson 1-0; Jones Jr., Lenoy 1-0; Roy, Bravvion 1-0; Johnson, Micheal 1-0; Jones, Xavier 1-0; Jaynes, Tyler 0-1.

2016 GAME RECAPS

OVERALL: 6-4 (HOME 4-2, ROAD 2-2, NEUTRAL 0-0) | BIG 12 CONFERENCE: 3-4 (HOME 2-2, ROAD 1-2, NEUTRAL 0-0)

9/9/11 OKLAHOMA 45, 25/25/NR BAYLOR 24

GAYLORD FAMILY - OKLAHOMA MEMORIAL STADIUM • NORMAN, OKLA.
NOV. 12, 2016 • ATTENDANCE: 86,249

Watching his fifth-year senior quarterback carted off the field with a dislocated and possibly fractured left ankle, Baylor coach Jim Grobe wasn't even thinking about "losing that production and that talent at quarterback."

Seth Russell, who made a miraculous recovery from a fractured neck to start the Bears' first nine games, missed the last 20 minutes of a 45-24 loss at No. 9 Oklahoma.

In what could be his last collegiate game, Russell struggled against the Sooners (8-2, 7-0), hitting just 15-of-31 for 148 yards and one touchdown with two INTs and rushing for 70 yards on 12 carries.

Linebacker Jordan Evans picked off a Russell pass at the goal line, when the Bears had a chance to make it 14-7. And then in the third quarter, Evans returned his second interception of the day 23 yards to set up a one-yard TD run by Samaje Perine that made it 35-10.

POSTGAME NOTES

- Baylor and Oklahoma met for the 26th time as BU is now 3-23 in the all-time series, including a 1-12 mark in Oklahoma -- BU has won 3 of the last 6 games in the series.
- QB Seth Russell (148 passing yards) moved into 7th on Baylor's all-time passing yardage list with 5,461 yards, passing Cody Carlson (5,411).
- WR KD Cannon (122 receiving yards) had his 8th career 100-receiving yard game, 10th-most in program history. It was his 2nd 100-yard game of the season.
- Cannon moved into 6th on Baylor's career receiving yards list with 2,580, passing Reggie Newhouse (2,552).
- Cannon had TD catches of 24 and 62 yards, giving him 22 career receiving TDs, passing Antwan Goodley for 5th on Baylor's all-time list.

SCORING SUMMARY

BAYLOR	0	10	7	7	--	24
OKLAHOMA	14	7	14	10	--	45
1st 11:11 OU	Mayfield, Baker 15 yd run (Seibert, Austin kick)					
05:17 OU	Westbrook, Dede 29 yd pass from Mayfield, Baker (Seibert, Austin kick)					
2nd 12:45 OU	Perine, Samaje 4 yd run (Seibert, Austin kick)					
07:28 BU	Callahan,Chris 35 yd field goal					
02:14 BU	Cannon,KD 24 yd pass from Russell,Seth (Callahan,Chris kick)					
3rd 09:45 OU	Westbrook, Dede 40 yd pass from Mayfield, Baker (Seibert, Austin kick)					
08:55 OU	Perine, Samaje 1 yd run (Seibert, Austin kick)					
04:15 BU	Smith,Zach 1 yd run (Callahan,Chris kick)					
4th 13:31 OU	Mixon, Joe 56 yd run (Seibert, Austin kick)					
13:13 BU	Cannon,KD 62 yd pass from Smith,Zach (Callahan,Chris kick)					
04:38 OU	Seibert, Austin 22 yd field goal					

STATISTICS

TEAM STATS	BU	OU
FIRST DOWNS	24	23
RUSHES-YARDS (NET)	45-212	49-266
PASSING YDS (NET)	292	300
Passes Att-Comp-Int	46-21-2	25-20-1
TOTAL OFFENSE PLAYS-YARDS	91-504	74-566
Fumble Returns-Yards	0-0	0-0
Punt Returns-Yards	0-0	0-0
Kickoff Returns-Yards	5-116	4-76
Interception Returns-Yards	1-5	2-32
Punts (Number-Avg)	3-47.7	4-39.0
Fumbles-Lost	2-1	0-0
Penalties-Yards	9-55	3-43
Possession Time	24:12	35:48
Third-Down Conversions	10 of 22	12 of 17
Fourth-Down Conversions	4 of 6	0 of 0
Red-Zone Scores-Chances.	2-4	4-4
Sacks By: Number-Yards	1-5	2-9

INDIVIDUAL STATISTICS

RUSHING: Baylor-Hasty,JalMycal 19-75; Russell,Seth 12-70; Lynch,Blake 6-58; Williams,T 5-17; TEAM 1-minus 2; Smith,Zach 2-minus 6. Oklahoma-Mixon,Joe 14-124; Perine, Samaje 23-100; Mayfield, Baker 8-25; Adams, Abdul 3-12; Westbrook, Dede 1-5.

PASSING: Baylor-Russell,Seth 15-31-2-148; Smith,Zach 6-15-0-144. Oklahoma-Mayfield, Baker 20-25-1-300.

RECEIVING: Baylor-Cannon,KD 7-122; Zamora,Ishmael 6-87; Stricklin,Pooh 3-23; Lynch,Blake 2-21; Tecklenburg,Sam 1-23; Feuerbacher,J 1-10; Platt,Chris 1-6. Oklahoma-Mixon, Joe 5-63; Westbrook, Dede 4-88; Andrews, Mark 4-53; Jones, Mykel 2-43; Lewis, Geno 2-35; Mead, Jeffery 1-10; Basquine, Nick 1-5; Perine, Samaje 1-3.

INTERCEPTIONS: Baylor-Stewart,Orion 1-5. Oklahoma-Evans, Jordan 2-32.

FUMBLES: Baylor-Zamora,Ishmael 1-0; Russell,Seth 1-1. Oklahoma-None.

SACKS (UA-A): Baylor-Smith,K.J. 1-1; Blanchard,Travon 0-1. Oklahoma-Evans, Jordan 2-0.

TACKLES (UA-A): Baylor-Williams,Jordan 9-5; Smith,K.J. 8-2; Stewart,Orion 7-2; Hunt,Tyrone 6-2; Edwards,Aiaivon 3-5; Black,Henry 5-1; Reid,Ryan 3-2; Roberts,Greg 2-2; Blanchard,Travon 2-2; Wright,Tion 2-0; Johnston,Clay 0-2; Waz,Chance 1-0; Desouza,Dom 1-0; Jaynes,Tyler 1-0; Jones Jr.,Lenoy 1-0; Roy,Bravvion 1-0; Arnold,Grayland 1-0; Jacobs,Jamie 1-0; Russell,Seth 1-0; Jones,Xavier 1-0; Miller,Chris 0-1. Oklahoma-Evans, Jordan 6-3; Beal, Emmanuel 6-2; Johnson, W. 4-4; Kelly, Caleb 4-3; Thomas, Ahmad 4-2; Wade, Jordan 2-4; Ward, DJ 1-5; Thomas, Jordan 5-0; Hunter, Ruben 3-2; Parker, Steven 1-4; Gallimore, N. 4-0; Okoronkwo, O. 3-1; Parker, Jordan 3-1; Roberts, Austin 2-0; Flowers, D. 1-0; Miller, A.D. 1-0; Sunderland, W. 0-1; Sylvie, Chance 0-1; Lampkin, D. 0-1.

KANSAS STATE 42, NR/RV/NR BAYLOR 21

MCLANE STADIUM • WACO, TEXAS
NOV. 19, 2016 • ATTENDANCE: 43,581

After bottling up Kansas State's "slow as molasses" offense for a half, the Baylor defense had no answer for freshman running back Alex Barnes and the Wildcats in Saturday's home finale at McLane Stadium.

Barnes, who wasn't even listed on the depth chart and had 210 yards total for the season, rushed for 120 of his 129 yards and all four touchdowns in the second half as K-State handed the Bears (6-4, 3-4) their fourth straight loss, 42-21.

Making his first start, freshman quarterback **Zach Smith** threw for 147 yards and two touchdowns in the first half and helped the Bears take a 14-7 lead into the locker room.

But, he was picked off three times in the second half - two of them setting up short-field touchdowns and the third one in the Wildcats' end zone. He was 27-of-45 for 258 yards for the game and was sacked four times.

This is Baylor's first four-game losing streak since starting 0-4 in Big 12 play in 2012, when the Bears recovered to win five of their last six and beat UCLA in the Holiday Bowl.

POSTGAME NOTES

- Baylor had rushed for a touchdown in 38 consecutive games until today, the longest active streak among Power Five conference teams -- and had done so in 69 of its last 70 games (only exception was at Oklahoma State on Nov. 23, 2013).
- Baylor and Kansas State posted the 1st scoreless 1st quarter in a BU home game since Sept. 3, 2006.
- Baylor is the 1st team to score points off a Kansas State turnover all season.
- Baylor honored 11 seniors prior to the game -- the group has compiled a 38-11 record, two Big 12 championships and four bowl berths.
- S Davion Hall had career highs in tackles (16) and solo stops (11) while forcing his 1st career fumble.

SCORING SUMMARY

KANSAS STATE	0	7	21	14	--	42
BAYLOR	0	14	0	7	--	21
2nd 06:43 BU	Lynch,Blake 25 yd pass from Smith,Zach (Callahan,Chris kick)					
03:55 KS	Dimel, Winston 2 yd run (Patterson, Ian kick)					
00:10 BU	Platt,Chris 24 yd pass from Smith,Zach (Callahan,Chris kick)					
3rd 10:41 KS	Barnes, Alex 11 yd run (Patterson, Ian kick)					
02:41 KS	Barnes, Alex 1 yd run (Patterson, Ian kick)					
00:30 KS	Barnes, Alex 2 yd run (Patterson, Ian kick)					
4th 07:28 BU	Stricklin,Pooh 19 yd pass from Smith,Zach (Callahan,Chris kick)					
05:30 KS	Dimel, Winston 2 yd run (Patterson, Ian kick)					
03:08 KS	Barnes, Alex 9 yd run (Patterson, Ian kick)					

STATISTICS

TEAM STATS	KSU	BU
FIRST DOWNS	25	22
RUSHES-YARDS (NET)	51-237	33-110
PASSING YDS (NET)	177	258
Passes Att-Comp-Int	25-16-0	46-27-3
TOTAL OFFENSE PLAYS-YARDS	76-414	79-368
Fumble Returns-Yards	0-0	0-0
Punt Returns-Yards	1-5	0-0
Kickoff Returns-Yards	4-130	2-34
Interception Returns-Yards	3-73	0-0
Punts (Number-Avg)	5-42.4	7-36.1
Fumbles-Lost	3-2	3-1
Penalties-Yards	8-85	9-84
Possession Time	36:01	23:59
Third-Down Conversions	7 of 14	7 of 17
Fourth-Down Conversions	1 of 1	1 of 1
Red-Zone Scores-Chances	6-6	1-2
Sacks By: Number-Yards	4-10	3-27

INDIVIDUAL STATISTICS

RUSHING: Kansas State-Barnes, Alex 19-129; Jones, Charles 6-46; Ertz, Jesse 17-46; Silmon, Justin 4-11; Dimel, Winston 3-8; TEAM 2-minus 3. Baylor-Linwood,Shock 24-110; Lynch,Blake 3-13; Nicholson,Tony 1-3; Hawthorne,Lynx 1-minus 7; Smith,Zach 4-minus 9.

PASSING: Kansas State-Ertz, Jesse 16-25-0-177. Baylor-Smith,Zach 27-45-3-258; Lynch,Blake 0-1-0-0.

RECEIVING: Kansas State-Pringle, Byron 5-46; Burton, Deante 4-82; Zuber, Isaiah 4-32; Heath, D. 2-7; Reuter, Zach 1-10. Baylor-Cannon,KD 9-91; Zamora,Ishmael 7-49; Lynch,Blake 6-63; Platt,Chris 3-34; Stricklin,Pooh 1-19; Linwood,Shock 1-2.

INTERCEPTIONS: Kansas State-Starks, Donnie 2-25; Barnett, Dante 1-48. Baylor-None.

FUMBLES: Kansas State-Heath, D. 1-1; Barnes, Alex 1-0; Ertz, Jesse 1-1. Baylor-Smith,Zach 1-0; Linwood,Shock 1-0; Zamora,Ishmael 1-1.

SACKS (UA-A): Kansas State-Walker, Reggie 1-1; Wood, Tanner 0-1; Dishon, Trey 1-0; Geary, Will 1-0. Baylor-Smith,K.J. 1-0; Jones Jr.,Lenoy 1-0; Levels,Patrick 1-0.

TACKLES (UA-A): Kansas State-Shelley, Duke 8-0; Moore, C. 7-1; Reed, D.J. 4-3; Adams, Kendall 3-4; Starks, Donnie 5-1; Wood, Tanner 3-3; Lee, Elijah 4-1; Geary, Will 2-3; Barnett, Dante 4-0; Walker, Reggie 2-1; Dishon, Trey 1-1; Willis, Jordan 0-2; Price, Ray 1-0; Sullivan, E. 1-0; Newlan, Sean 0-1; Seiwert, Matt 0-1; Goolsby, Denzel 0-1; Sizelove, Sam 0-1. Baylor-Hall,Davion 11-5; Stewart,Orion 5-2; Blanchard,T 4-3; Jones Jr.,Lenoy 5-1; Wright,Tion 5-0; Smith,K.J. 5-0; Edwards,Aiaivon 2-3; Jones,Xavier 3-1; Reid,Ryan 3-1; Levels,Patrick 2-0; Johnston,Clay 1-1; Arnold,Grayland 1-1; Hunt,Tyrone 1-0; Jacobs,Jamie 1-0; Lewis,Ira 1-0; Desouza,Dom 1-0; Cannon,KD 1-0; Moore,Kaleb 1-0; Feuerbacher,J 1-0; Waz,Chance 0-1.

ROSTER

NUMERICAL ROSTER

No.	Player	Pos	Ht	Wt	Cl	Exp	Hometown (High School / Previous College)
1	Taylor Young	LB	5-10	225	Jr.	2L	DeSoto, Texas (DeSoto HS)
2	Davion Hall	S	6-2	205	Jr.	2L	Texarkana, Texas (Liberty-Eylau HS)
2	Blake Lynch	WR	6-3	210	RFr.	SQ	Gilmer, Texas (Gilmer HS)
3	Jared Atkinson	WR	6-2	210	Fr.	HS	Mesquite, Texas (Horn HS)
3	Tion Wright	CB	5-10	180	Sr.	2L	Amarillo, Texas (Tascosa HS / Moorpark College)
4	Grayland Arnold	CB	5-10	185	Fr.	HS	Kountze, Texas (Kountze HS)
4	Zach Smith	QB	6-4	235	Fr.	HS	Grandview, Texas (Grandview HS)
5	Thomas Cletcher	LB	6-1	225	So.	TR	Corona, Calif. (Centennial HS / Fullerton College)
6	Henry Black	S	6-0	200	RFr.	SQ	Shreveport, La. (Woodlawn HS)
6	JaMykal Hasty	RB	5-9	200	RFr.	SQ	Longview, Texas (Longview HS)
7	Jourdan Blake	S	6-0	185	So.	1L	Princeton, Texas (Princeton HS)
7	Lynx Hawthorne	WR	6-0	195	Sr.	3L	Refugio, Texas (Refugio HS)
8	Ishmael Zamora	WR	6-4	215	So.	1L	Houston, Texas (Elsik HS)
9	KD Cannon	WR	6-0	180	Jr.	2L	Mount Pleasant, Texas (Mount Pleasant HS)
9	Ryan Reid	CB	5-11	190	Sr.	3L	Dallas, Texas (Sherman HS)
11	Jameson Houston	CB	6-2	200	RFr.	SQ	Austin, Texas (St. Michael's Academy)
11	Pooh Stricklin	WR	6-1	185	RFr.	SQ	Waco, Texas (Midway HS)
12	Quan Jones	WR	6-5	215	Jr.	2L	Wylie, Texas (East HS)
13	Tony Nicholson	WR	5-10	185	RFr.	SQ	Grand Prairie, Texas (South Grand Prairie HS)
13	Raleigh Texada	S	5-10	165	Fr.	HS	Frisco, Texas (Centennial HS)
14	Chris Platt	WR	5-11	170	So.	1L	Willis, Texas (Willis HS)
15	Denzel Mims	WR	6-3	200	Fr.	HS	Daingerfield, Texas (Daingerfield HS)
16	Preston Heard	QB	5-11	195	Fr.	HS	Bellaire, Texas (Episcopal HS)
16	Chris Miller	S	6-0	185	Fr.	HS	Frisco, Texas (Lone Star HS)
17	Seth Russell	QB	6-3	220	Sr.	3L	Garland, Texas (Garland HS)
18	Zack Bennema	QB	6-4	225	RFr.	SQ	Aurora, Ill. (Waubonsie Valley HS)
18	Chance Waz	S	6-0	185	Jr.	2L	Pflugerville, Texas (Hendrickson HS)
19	Raaquan Davis	LB	6-2	230	Jr.	2L	Rockwall, Texas (Heath HS)
20	Aiavon Edwards	LB	6-1	230	Sr.	3L	Stephenville, Texas (Stephenville HS)
21	Patrick Levels	NB	5-11	195	Sr.	3L	Dallas, Texas (Roosevelt HS)
22	Terence Williams	RB	6-1	220	So.	1L	Ennis, Texas (Ennis HS)
23	Ezekiel Brown	CB	6-0	165	Fr.	HS	Midlothian, Texas (Midlothian HS)
24	Jonathan Hockman	NB	5-11	200	Jr.	TR	Park City, Utah (Park City HS / Utah)
25	Dwyer Bucey	RB	5-9	200	RFr.	SQ	Houston, Texas (Strake Jesuit College Prep)
25	Rajah Preciado	S	5-11	185	Fr.	HS	College Station, Texas (College Station HS)
26	Taion Sells	S	5-10	190	Sr.	3L	Irving, Texas (MacArthur HS)
27	Verkedric Vaughns	CB	5-10	195	So.	1L	Mesquite, Texas (Poteet HS)
28	Orion Stewart	S	6-2	205	Sr.	3L	Waco, Texas (Midway HS)
29	Jarrod Koym	S	6-0	200	So.	SQ	Odessa, Texas (Midland Christian HS)
31	Chad Kelly	LB	6-0	210	Fr.	HS	Grapevine, Texas (Faith Christian School)
31	Wyatt Schrepfer	RB	5-10	205	Jr.	SQ	Trinidad, Colo. (Hoehne HS / Colorado School of Mines)
32	Lenoy Jones Jr.	LB	6-1	225	RFr.	SQ	Waco, Texas (Midway HS)
32	Shock Linwood	RB	5-9	200	Sr.	3L	Linden, Texas (Linden-Kildare HS)
33	Iain Hunter	LB	6-0	205	Jr.	SQ	Katy, Texas (Cinco Ranch HS)
33	Peter Webster	PK	5-9	150	Fr.	HS	Medina, Minn. (Minnehaha Academy)
34	Connor Martin	PK/P	5-9	175	Fr.	HS	Frisco, Texas (Centennial HS)
35	Mallory Franklin	S	5-10	200	Jr.	SQ	Everman, Texas (Everman HS)
36	Allen Anderson	LB	6-1	190	Fr.	HS	East Bernard, Texas (East Bernard HS)
36	Drew Galitz	P/K	6-0	205	So.	1L	Rowlett, Texas (Rowlett HS)
37	Tyler Jaynes	NB	6-2	210	Jr.	1L	Gatesville, Texas (Gatesville HS)
38	Jordan Williams	LB	6-0	220	RFr.	SQ	Paris, Texas (Paris HS)
39	Russell Morrison	WR	5-11	190	Fr.	HS	Katy, Texas (Cinco Ranch HS)
40	Chris Callahan	PK	5-9	205	Jr.	2L	Houston, TX (Second Baptist School)
40	Deonte Williams	LB	6-2	230	Fr.	HS	Plano, Texas (Prestonwood Christian Academy)
41	Josh Malin	TE	6-6	275	So.	SQ	Cibola, Texas (Steele HS)
42	Jairon McVea	S	5-9	175	Fr.	HS	Richmond, Texas (George Ranch HS)
43	Jamie Jacobs	DE	6-5	255	So.	1L	Waco, Texas (Midway HS)
44	Clay Johnston	LB	6-3	220	RFr.	SQ	Abilene, Texas (Wylie HS)
45	John Singletary	S	6-0	195	Fr.	HS	Frisco, Texas (Legacy Christian Academy)
46	Ross Matiscik	LS	6-0	220	RFr.	SQ	McKinney, Texas (McKinney Boyd HS)
47	Kyle Boyd	LB	6-2	230	Fr.	HS	Mesquite, Texas (Horn HS)
48	Travon Blanchard	NB	6-2	205	Jr.	2L	Orange, Texas (West Orange-Stark HS)
50	Tyrae Simmons	OL	6-3	300	Jr.	TR	Ridgeland, S.C. (Ridgeland-Hardeeville HS / College of the Sequoias)
51	Chris Lutz	LS	5-11	205	RFr.	SQ	Huntersville, N.C. (Southlake Christian Academy)
52	Greg Roberts	DE	6-6	260	So.	1L	Nacogdoches, Texas (Nacogdoches HS)
53	Keith Orcutt	OL	6-4	300	Jr.	SQ	Little River, Texas (Academy HS)
54	Harrison Fox	OL	6-2	300	Jr.	SQ	Scottsdale, Ariz. (Horizon HS)

ALPHABETICAL ROSTER

NO.	PLAYER, POS.
36	Allen Anderson, LB
4	Grayland Arnold, CB
3	Jared Atkinson, WR
18	Zack Bennema, QB
6	Henry Black, S
72	Blake Blackmar, OL
7	Jourdan Blake, S
48	Travon Blanchard, NB
96	Byron Bonds, DT
47	Kyle Boyd, LB
23	Ezekiel Brown, CB
25	Dwyer Bucey, RB
59	Koby Bullard, LB
40	Chris Callahan, PK
9	KD Cannon, WR
87	Jayson Clements, TE
5	Thomas Cletcher, LB
60	Michael Coffey, OL
19	Raaquan Davis, LB
64	Dom Desouza, OL
83	Cole Edmiston, WR
20	Aiavon Edwards, LB
85	Jordan Feuerbacher, TE
54	Harrison Fox, OL
35	Mallory Franklin, S
55	Kyle Fuller, C
36	Drew Galitz, P/K
78	Cody George, DT
2	Davion Hall, S
6	JaMykal Hasty, RB
7	Lynx Hawthorne, WR
16	Preston Heard, QB
24	Jonathan Hockman, NB
11	Jameson Houston, CB
90	Tyrone Hunt, DE
33	Iain Hunter, LB
43	Jamie Jacobs, DE
37	Tyler Jaynes, NB
92	Micheal Johnson, DT
44	Clay Johnston, LB
32	Lenoy Jones Jr., LB
86	Marques Jones, WR
12	Quan Jones, WR
98	Will Jones, DT
94	Xavier Jones, DE
62	Dalton Justice, OL
31	Chad Kelly, LB
66	Clint Kelly, LS
29	Jarrod Koym, S
77	Patrick Lawrence, OL
21	Patrick Levels, NB
97	Ira Lewis, DT
32	Shock Linwood, RB
51	Chris Lutz, LS
2	Blake Lynch, WR
41	Josh Malin, TE
34	Connor Martin, PK/P
46	Ross Matiscik, LS
58	Michael McNair, LB
42	Jairon McVea, S
16	Chris Miller, S
15	Denzel Mims, WR
82	Kaleb Moore, WR
91	Andrew Morris, DT
39	Russell Morrison, WR
74	Sean Muir, OL
81	Blake Murphy, WR
13	Tony Nicholson, WR

ROSTER

NUMERICAL ROSTER

No.	Player	Pos	Ht	Wt	Cl	Exp	Hometown (High School / Previous College)
55	Kyle Fuller	C	6-5	315	Sr.	3L	Wylie, Texas (Wylie HS)
56	K.J. Smith	DE	6-2	260	Jr.	2L	Frisco, Texas (Centennial HS)
57	Tanner Thrift	OL	6-5	320	Jr.	2L	Hutto, Texas (Hutto HS)
58	Michael McNair	LB	6-1	215	Fr.	HS	Richardson, Texas (Plano East HS)
59	Koby Bullard	LB	6-1	225	Fr.	HS	La Vernia, Texas (La Vernia HS)
60	Michael Coffey	OL	6-4	245	RFr.	SQ	Navasota, Texas (Navasota HS)
62	Dalton Justice	OL	6-2	325	Fr.	HS	Thomas, Okla. (Thomas-Fay-Custer HS)
63	Daniel Russell	OL	6-2	340	Jr.	TR	Garland, Texas (Garland HS / Blinn College)
64	Dom Desouza	OL	6-6	310	Jr.	SQ	Pacifica, Calif. (Terra Nova HS / City College of San Francisco)
66	Clint Kelly	LS	6-1	230	So.	HS	Grapevine, Texas (Grapevine HS)
67	Thor Rodoni	LS	6-2	230	Fr.	HS	Los Banos, Calif. (Pacheco HS)
68	Ishmael Wilson	OL	6-4	310	Jr.	2L	Lancaster, Texas (Bishop Dunne HS / Texas A&M)
70	Josh Pelzel	OL	6-6	320	So.	1L	Rockdale, Texas (Rockdale HS)
71	Jim Threet	OL	6-4	345	Fr.	HS	Sunnyvale, Texas (Sunnyvale HS)
72	Blake Blackmar	OL	6-5	350	So.	1L	Houston, Texas (Clear Lake HS)
74	Sean Muir	OL	6-3	285	Jr.	SQ	Sutherland, NSW, Australia (Kirrawee HS)
76	Mo Porter	OL	6-5	310	Jr.	SQ	Missouri City, Texas (Marshall HS / Navarro College)
77	Patrick Lawrence	OL	6-6	310	So.	1L	Waxahachie, Texas (Waxahachie HS)
78	Cody George	DT	6-2	275	RFr.	SQ	Lorena, Texas (Lorena HS)
81	Blake Murphy	WR	5-10	170	Jr.	SQ	Lake Forest, Calif. (El Toro HS / Redlands)
82	Kaleb Moore	WR	6-0	205	Sr.	1L	Cypress, Texas (Cy-Fair HS)
83	Cole Edmiston	WR	6-1	190	Jr.	1L	Gatesville, Texas (Gatesville HS)
84	Obim Okeke	WR	6-0	220	RFr.	SQ	Las Vegas, Nev. (Bishop Gorman HS)
85	Jordan Feuerbacher	TE	6-4	265	Jr.	2L	Kingwood, Texas (Kingwood Park HS)
86	Marques Jones	WR	6-2	200	RFr.	SQ	McKinney, Texas (McKinney HS)
87	Jayson Clements	TE	6-4	225	Jr.	TR	Waco, Texas (Midway HS / Stephen F. Austin)
88	Sam Tecklenburg	TE	6-3	270	RFr.	SQ	Plano, Texas (Plano HS)
89	Trevor White	WR	5-7	165	So.	SQ	Arlington, Texas (Martin HS)
90	Tyrone Hunt	DE	6-5	275	RFr.	SQ	Arp, Texas (Arp HS)
91	Andrew Morris	DT	6-1	285	So.	1L	Mesquite, Texas (John Horn HS)
92	Micheal Johnson	DT	6-1	270	Fr.	HS	Missouri City, Texas (Hightower HS)
94	Xavier Jones	DE	6-3	245	So.	1L	Magnolia, Texas (Magnolia West HS)
95	Bravvion Roy	DT	6-2	320	Fr.	HS	Spring, Texas (Spring HS)
96	Byron Bonds	DT	6-2	290	Sr.	3L	Allen, Texas (Allen HS)
97	Ira Lewis	DT	6-3	300	So.	1L	Houston, Texas (Lamar HS)
98	Will Jones	DT	6-1	265	Fr.	HS	Plano, Texas (Prestonwood Christian Academy)

Coaching Staff

Jim Grobe - Acting Head Coach
 Phil Bennett - Defensive Coordinator
 Kendal Briles - Offensive Coordinator (Quarterbacks)
 Jeff Lebby - Passing Game Coordinator (Running Backs) / Offensive Recruiting Coord.
 Randy Clements - Running Game Coordinator (Offensive Line)
 Cris Dishman - Assistant Coach (Safeties)
 Chris Achuff - Assistant Coach (Defensive Line)
 Carlton Buckels - Assistant Coach (Cornerbacks)
 Jim Gush - Assistant Coach (Linebackers) / Defensive Recruiting Coordinator
 Tate Wallis - Assistant Coach (Receivers)

ALPHABETICAL ROSTER

NO.	PLAYER, POS.
84	Obim Okeke, WR
53	Keith Orcutt, OL
70	Josh Pelzel, OL
14	Chris Platt, WR
76	Mo Porter, OL
25	Rajah Preciado, S
9	Ryan Reid, CB
52	Greg Roberts, DE
67	Thor Rodoni, LS
95	Bravvion Roy, DT
63	Daniel Russell, OL
17	Seth Russell, QB
31	Wyatt Schrepfer, RB
26	Taion Sells, S
50	Tyrae Simmons, OL
45	John Singletary, S
56	K.J. Smith, DE
4	Zach Smith, QB
28	Orion Stewart, S
11	Pooh Stricklin, WR
88	Sam Tecklenburg, TE
13	Raleigh Texada, CB
71	Jim Threet, OL
57	Tanner Thrift, OL
27	Verkedric Vaughns, CB
18	Chance Waz, S
33	Peter Webster, PK
89	Trevor White, WR
40	Deonte Williams, LB
38	Jordan Williams, LB
22	Terence Williams, RB
68	Ishmael Wilson, OL
3	Tion Wright, CB
1	Taylor Young, LB
8	Ishmael Zamora, WR