



TEXAS TECH FOOTBALL

BOWL APPEARANCES

1937 • 1938 • 1941 • 1947 • 1948 • 1951 • 1953 • 1955
1964 • 1965 • 1970 • 1972 • 1973 • 1974 • 1976
1977 • 1986 • 1989 • 1993 • 1994 • 1995
1996 • 1998 • 2000 • 2001 • 2002
2003 • 2004 • 2005 • 2006
2007 • 2008 • 2009
2010 • 2012
2013 • 2015

GAME COVERAGE

TELEVISION

FOX SPORTS 1

Tim Brando (Play-by-Play)
Spencer Tillman (Analyst)
Bruce Feldman (Sideline)



RADIO

TEXAS TECH SPORTS NETWORK

Brian Jensen (Play-by-Play)
John Harris (Analyst)
Chris Level (Sideline)



SATELLITE RADIO

SIRIUS Radio Channel 136
XM Radio Channel 199

SERIES HISTORY

Overall.....Texas leads 49-16
In Lubbock.....Texas leads 19-10
In Austin.....Texas leads 30-6
Under Kingsbury.....Texas leads 2-1
Current Streak.....Won 1
Last Meeting.....Tech 48, Texas 45 (2015)

2016 SCHEDULE



STEPHEN F. AUSTIN - W, 69-17

Sept. 3 | Jones AT&T Stadium | 7 p.m. | FSN



ARIZONA STATE - L, 55-68

Sept. 10 | Sun Devil Stadium | 9 p.m. | FS1



LOUISIANA TECH - W, 59-45

Sept. 17 | Jones AT&T Stadium | 6 p.m. | FSN



KANSAS - W, 55-19

Sept. 29 | Jones AT&T Stadium | 7:30 p.m. | FS1



KANSAS STATE - L, 38-44

Oct. 8 | Bill Snyder Stadium | 6 p.m. | ESPN2



#20/18 WEST VIRGINIA - L, 17-48

Oct. 15 | Jones AT&T Stadium | 11 a.m. | FS1



#16/16 OKLAHOMA - L, 59-66

Oct. 22 | Jones AT&T Stadium | 7 p.m. | FOX



TCU - W, 27-24

Oct. 29 | Amon G. Carter Stadium | 2:30 p.m. | ESPN2



TEXAS

Nov. 5 | Jones AT&T Stadium | 11 a.m. | FS1



OKLAHOMA STATE

Nov. 12 | Boone Pickens Stadium | 2:30 p.m. | FS1



IOWA STATE

Nov. 19 | Jack Trice Stadium | TBA | TBA



BAYLOR

Nov. 25 | AT&T Stadium | 5 p.m. | ESPN

TEXAS TECH RED RAIDERS (4-4; 2-3) vs. TEXAS LONGHORNS (4-4; 2-3)

Nov. 5 • 11 a.m. • Lubbock, Texas • Jones AT&T Stadium (60,454) • FOX Sports 1 • Texas Tech Sports Network • Tickets: TexasTech.com

GAME 9



TEXAS TECH

Record: 4-4; Overall; 2-3 in Big 12
Rankings: AP: NR | Coaches: NR
Last Game: Def. TCU, 27-24 (20T)
Head Coach: Kliff Kingsbury
Career Record: 23-23 (4th Season)
Record at Texas Tech: Same



TEXAS

Record: 4-4 Overall; 2-3 in Big 12
Rankings: AP: NR | Coaches: NR
Last Game: Def. #8 Baylor, 35-34
Head Coach: Charlie Strong
Career Record: 52-34 (7th Season)
Record at Texas: 15-18 (3rd Season)

GAMEDAY STORYLINES

- Fresh off a double-overtime win over TCU last weekend, Texas Tech returns to Jones AT&T Stadium for the final time Saturday morning as the Red Raiders host in-state rival Texas in an 11 a.m. kickoff. The game will air nationally on FOX Sports 1 with Tim Brando calling the action, Spencer Tillman providing the analysis and Bruce Feldman reporting from the sidelines.
- It will be Senior Day at Jones AT&T Stadium on Saturday as Texas Tech will honor its 13 seniors in a pregame ceremony. Saturday will also be Texas Tech's annual "Celebrate America Game" which will be highlighted by a pregame flyover.
- The Red Raiders will play their final home game in front of a capacity crowd as Texas Tech has already announced a sellout for Saturday's game. This will be Texas Tech's second sellout this season and its fourth crowd of 60,000 or more fans.
- Texas Tech put together possibly its best defensive performance of the season last weekend in a 27-24 double-overtime victory at TCU. The win, Tech's first in overtime under head coach Kliff Kingsbury, pushed the Red Raiders back to .500 for the season with four games still to play. Tech will play its next three games after this weekend either on the road or at a neutral site.
- The Red Raider defense put together possibly its best performance of the season against TCU as Texas Tech held the Horned Frogs to 24 points and 418 yards of total offense. Most impressively, the Red Raiders allowed just one touchdown over the final 49:40 of regulation. The lone touchdown came on a TCU drive that started at the Tech 15-yard line.
- One of the most impressive aspects of Texas Tech's win over TCU was the fact the Red Raiders had just one penalty which came with 11:14 remaining in the fourth quarter. It matched the Tech single-game record for fewest penalties that was previously set in 1988 against Arkansas, 1991 versus Rice and in 1992 against Texas A&M. Tech only committed five penalty yards against Texas A&M and Arkansas as well.
- Texas Tech will look for a repeat performance from its win last year against the Longhorns as the Red Raiders outlasted Texas, 48-45, in Austin. It marked Tech's first road win over its in-state rival since the 1997 season. Tech has not defeated the Longhorns in back-to-back seasons since the 1997-98 campaigns. Despite last year's win, Texas controls a 49-16 all-time lead in the series, which includes a 19-10 advantage in games played in Lubbock.
- Texas Tech boasts one of the most high-octane offenses in the country this season as the Red Raiders lead the nation in passing offense (500.6 yards per game), first downs offense (209) as well as third-down conversion percentage (57.8 percent) and rank second for scoring offense (47.4 points per game) and total offense (600.3 yards per game).




Malik Jenkins matched his career high with 14 tackles last weekend to lead a strong defensive performance in Texas Tech's 27-24 victory in double overtime. Jenkins has recorded 14 tackles in each of the past two games against Oklahoma and TCU.

TECH SINGLE-SEASON ATTENDANCE

(All-Time Results)

Year	Average
2014	58,934
2013	57,932
2016	57,739
2012	57,215
2010	57,108



MAHOMES LEADS THE NATION IN PASSING

Patrick Mahomes II enters Saturday's contest as the nation's overwhelming leader in passing yards and total offense per game. Mahomes has thrown for 3,519 yards through eight games this season thanks in part to five games with over 400 yards, including three where he has eclipsed the 500-yard mark. He leads all other FBS quarterbacks by at least 593 passing yards entering the Texas game.



HATFIELD CONNECTS ON GAME-WINNER AT TCU

Clayton Hatfield connected on the most significant field goal of his young career at TCU as the sophomore pushed Texas Tech to a 27-24 win with a successful 37-yarder in double overtime. Hatfield has successfully made 89 percent (8-of-9) of his field goal attempts this season which is tied for the Big 12 lead and ranks 12th nationally. He has been successful in 88 percent of his career attempts which ranks sixth among active kickers.



INSIDE THE SERIES



TEXAS (16-49)

GP: 65; Home: 10-19; Away: 6-30; Neutral: 0-0; OT: 0-0.

Big 12: 5-16 (Home: 3-7; Away: 2-8).

SWC: 10-25 (Home: 7-10; Away: 3-15).

at Jones AT&T Stadium: 28 (10-18).

at Tech Stadium: 1 (0-1).

at Darrell K. Royal-Texas Memorial Stadium: 36 (6-30).

Games decided by 3 points or less: 4 (3-1).

Games decided by 7 points or less: 9 (6-3).

Most Points-TTU: 48 (48-45 win on Nov. 26, 2015).

Most Points-UT: 59 (59-43 loss on Nov. 10, 2007).

Fewest Points-TTU: 0, 9x, (last: 27-0 loss on Oct. 30, 1982).

Fewest Points-UT: 3 (26-3 win on Sept. 28, 1974).

Largest Win: 23 (26-3 win on Sept. 28, 1974).

Largest Loss: 51 (58-7 loss on Nov. 13, 1999).

Win Streak: 2, three times.

Loss Streak: 7 (Sept. 29, 1928-Sept. 17, 1955).

When both teams are ranked: 6 (2-4).

When only Texas Tech is ranked: 7 (2-5).

When only Texas is ranked: 38 (8-30).

Most Attended: 101,297 on Sept. 19, 2009 in Austin, Texas.

Last 10: 2-8 | Last 20: 5-15.

SERIES HISTORY (SINCE 1980)

Date	Loc.	W/L	TTU	UT	Att.
^Nov. 1, 1980	H	W	24	20	50,132
^Oct. 31, 1981	A	L	9	26	56,439
^Oct. 30, 1982	H	L	0	27	52,041
^Oct. 29, 1983	A	L	3	20	75,225
^Nov. 3, 1984	H	L	10	13	50,722
^Nov. 2, 1985	A	L	21	34	65,137
^Nov. 1, 1986	H	W	23	21	44,820
^Oct. 31, 1987	A	L	27	41	74,984
^Oct. 29, 1988	H	W	33	32	49,682
^Nov. 4, 1989	A	W	24	17	81,826
^Nov. 3, 1990	H	L	22	41	50,276
^Nov. 2, 1991	A	L	15	23	74,873
^Oct. 31, 1992	H	L	33	44	50,741
^Oct. 30, 1993	A	W	31	22	63,132
^Oct. 29, 1994	H	W	33	9	45,591
^Nov. 4, 1995	A	L	7	48	77,809
*Nov. 9, 1996	H	L	32	38	50,607
*Nov. 8, 1997	A	W	24	10	76,110
*Nov. 14, 1998	H	W	42	35	50,647
*Nov. 13, 1999	A	L	7	58	83,882
*Nov. 4, 2000	H	L	17	29	53,027
*Sept. 29, 2001	A	L	7	42	83,081
*Nov. 16, 2002	H	W	42	38	42,047
*Nov. 15, 2003	A	L	40	43	83,596
*Oct. 23, 2004	H	L	21	51	55,413
*Oct. 22, 2005	A	L	17	52	83,919
*Oct. 28, 2006	H	L	31	35	56,158
*Nov. 10, 2007	A	L	43	59	86,401
*Nov. 1, 2008	H	W	39	33	56,333
*Sept. 19, 2009	A	L	24	34	101,297
*Sept. 28, 2010	H	L	14	24	60,454
*Nov. 5, 2011	A	L	20	52	100,506
*Nov. 3, 2012	H	L	22	31	60,879
*Nov. 28, 2013	A	L	16	41	100,668
*Nov. 1, 2014	H	L	13	34	60,961
*Nov. 26, 2015	A	W	48	45	94,299

*Big 12 Conference game | ^Southwest Conference game

TEXAS TECH-TEXAS SERIES

- ▶ Texas Tech and Texas will be meeting for the 66th time and the 57th-consecutive year Saturday when the two schools battle inside Jones AT&T Stadium. The Longhorns control a 49-16 all-time advantage in the series, which includes a 19-10 lead in games played in Lubbock.
- ▶ Texas Tech will be looking for its first win over Texas at home since the 2008 season when the Red Raiders used a late Michael Crabtree touchdown from Graham Harrell to top a then top-ranked Longhorns.
- ▶ This will be the fourth-straight season where both Texas Tech and Texas have entered the game unranked. At least one team entered the annual matchup ranked nationally in at least one poll in each of the previous 15 meetings from 1998-2012.
- ▶ Texas Tech recorded its first win over Texas in Austin since 1997 a year ago as the Red Raiders outlasted the Longhorns, 48-45, behind 173 yards and two touchdowns from DeAndre Washington while Patrick Mahomes II finished 22-of-39 for 372 yards and a touchdown. He also rushed 16 times for 70 yards and a touchdown. Jakeem Grant also totaled 207 all-purpose yards, highlighted by a 40-yard touchdown run on a trick play in the game's final minutes.
- ▶ The Red Raiders are looking for back-to-back wins over Texas for just the fifth time in series history and the first time since the 1997-98 seasons. Texas Tech also topped Texas in consecutive years in 1967-68, 1988-89 and 1993-94.

ON THIS DATE IN TEXAS TECH HISTORY

- ▶ Texas Tech is 10-2-2 all-time on Nov. 5, including a 7-1-1 mark in games played at home. This is the first time the Red Raiders have played on the date since falling at No. 25 Texas, 52-20, in 2011.
- ▶ The Red Raiders are 1-1 all-time in Big 12 contests on Nov. 5 as Texas Tech routed Texas A&M, 56-17, at home in 2005 in addition to its 2011 meeting against Texas.
- ▶ This is the first time Kliff Kingsbury has participated in a game on Nov. 5 as either the head coach or quarterback of his alma mater.

RECAPPING THE TCU WIN

- ▶ Texas Tech failed to commit a penalty during the first half. It marked the fewest in a half for the Red Raiders since Tech committed just one penalty in the opening half last year against TCU. Texas Tech's first penalty did not come until 11:14 remaining in the fourth quarter. Texas Tech finished with just one penalty in the game, its fewest since committing the same amount against No. 5 Texas A&M in 1992. It also matched the single-game school record that was also set in 1988 against Arkansas and in 1991 versus Rice.
- ▶ The overtime win marked Texas Tech's first since defeating Kansas, 41-34, in double overtime in 2012. It was the first overtime game of Kliff Kingsbury's tenure leading his alma mater.
- ▶ Texas Tech once again found success on third downs as the Red Raiders finished 10-of-20 overall. The Red Raiders are 30-of-55 on third downs over the past two weeks after finishing an impressive 20-of-25 versus Oklahoma.
- ▶ With the win, Texas Tech is now 22-3 when leading or being tied at the half under head coach Kliff Kingsbury.
- ▶ Douglas Coleman snapped a three-game streak where Texas Tech failed to record a turnover with his interception with 1:55 remaining in the third quarter. Texas Tech had not previously recorded a turnover since Jah'Shawn Johnson picked off Kansas midway through the fourth quarter on Sept. 29. It was Douglas' first career interception.
- ▶ Clayton Hatfield connected on both of his field goals in the win, including the game-winner from 37 yards. Hatfield is now 8-of-9 on field goals this season and 22-of-25 during his career. It was the first game-winning field goal for a Red Raider kicker since Ryan Bustin sealed Texas Tech's 2012 win over Minnesota at the Meineke Car Care Bowl.
- ▶ Da'Leon Ward had another good day leading the Red Raider rushing attack as the true freshman finished with season highs for carries (23) and yards (98). He also hauled in a season-high and team-high eight receptions for 49 yards. Ward accounted for 11 of Texas Tech's 23 first downs, six of which that came in the fourth quarter and overtime periods. His eight receptions, meanwhile, were the most by a Red Raider running back since Baron Batch hauled in nine catches against Texas A&M in 2009.
- ▶ TCU's 24 points marked the third time this season Texas Tech has held an opponent under 25 points. The Red Raiders also limited Stephen F. Austin to just 17 points and then held Kansas to 19 points in their Big 12 opener.
- ▶ Texas Tech's 27 points marked its fewest in a win since defeating TCU by a 20-10 margin early in the 2013 season.

TEXAS TECH ALL-TIME ON NOV. 5

(10-2-2 Overall; 7-1-1 at Home; 3-1-1 on the Road)

Year	Opponent	Result
2011	at No. 25 Texas	L, 20-52
2005	Texas A&M	W, 56-17
1988	at TCU	W, 23-10
1983	TCU	W, 49-17
1977	TCU	W, 49-17
1966	Oklahoma State	W, 10-7
1960	Tulane	L, 21-35
1955	Arizona	W, 27-7
1949	at Texas Western	W, 13-0
1938	Loyola of the South	W, 55-0
1937	at Loyola of the South	W, 25-6
1927	Daniel Baker	W, 19-7
1926	at Daniel Baker	T, 0-0
1925	Wayland	W, 120-0

TEXAS TECH ALMOST FLAG FREE AT TCU

(Fewest Penalties in Texas Tech History)

Opponent	Penalties	Yards
vs. Arkansas (1988)*	1	5
vs. Rice (1991)	1	10
vs. Texas A&M (1992)*	1	5
vs. TCU (2016)*	1	5

*Indicates school record for fewest penalty yards

THIS WEEK IN TEXAS TECH FOOTBALL

31 MONDAY	1 TUESDAY	2 WEDNESDAY	3 THURSDAY	4 FRIDAY	5 SATURDAY	6 SUNDAY
Big 12 Teleconference 10:50-11 a.m. Media Luncheon 11 a.m. Post-Practice Availability 5:30 p.m.	Post-Practice Availability 5:45 p.m.	No Availability	No Availability Kingsbury Radio Show 6:30-7:30 p.m.	No Availability	Texas Tech vs. Texas 11 a.m. CT (FS1) Postgame Availability	No Availability



HIGH-OCTANE TEXAS TECH OFFENSE RANKS AMONG NATION'S BEST

- Through eight games this season, Texas Tech has once again proved it has one of the nation's top offenses. Backed by the play of Patrick Mahomes II and a talented core of running backs and receivers, Tech leads the country in three offensive categories: passing offense (500.6 yards per game), first downs offense (253) and third-down conversion percentage (57.8 percent). In addition, Tech also ranks second nationally in scoring offense (47.4 points per game) and total offense (600.3 yards per game).
- Texas Tech scored at least 50 points in five contests already this season which is one game shy of the single-season school record set just a year ago. Tech has reached the 50-point mark 13 times already in head coach Kliff Kingsbury's tenure (46 games).
- Prior to the West Virginia game, Texas Tech had scored 50 or more points in nine-consecutive home games which marked the longest streak in NCAA history. It snapped the previous streak of eight-straight games that was set by Yale during the 1887-88 seasons. Florida is the only other school since 1990 to record a streak of six or more consecutive home games with at least 50 points.
- Between Patrick Mahomes II and Nic Shimonek, Texas Tech has totaled 4,005 passing yards this year, which ranks as the second-highest total through eight games for any FBS program dating back to the 2000 season. The all-time high was the 4,108 passing yards Tech totaled early into the 2003 season.
- Texas Tech is currently averaging over 124 passing yards per game than any other school in the country. Louisiana Tech ranks second in the FBS, averaging 376.0 passing yards per game entering this weekend.
- Mahomes is responsible for 79 percent of Texas Tech's total yards this season as he has rushed for 276 yards in addition to his 3,519 yards through the air.
- Part of Texas Tech's success offensively has come from its prowess on third downs. The Red Raiders are 74-of-128 (58 percent) on third-down conversions this year, which leads Western Michigan (56 percent) for the national lead. Tech is currently on pace to break the NCAA FBS record 57.9 percent that was set by Georgia Tech in 2014.
- Another part of Tech's success has stemmed from its balance. Mahomes and Shimonek have found eight different receivers for a touchdown, six of which that have recorded multiple touchdowns. Five different rushers have also found the endzone this season, led by Mahomes' 10 rushing touchdowns. Mahomes, who had a career-high three rushing touchdowns at K-State, leads the Big 12 in the category.
- In 46 games as head coach, Kliff Kingsbury has guided the Red Raider offense to at least 500 yards of total offense 27 times, including six of eight games this season. Tech leads the country with 603.4 yards of total offense this season.
- Mahomes once again ranks among the top passers nationally as he leads the country in passing yards (3,519), passing yards per game (439.9) and total offense per game (471.3). In fact, Mahomes also ranks second nationally in points responsible for per game (28.5) and total points responsible for (228). The junior has thrown for over 300 yards in six of eight games this season which includes five 400-yard performances and a three games with at least 500 yards.
- Texas Tech has successfully scored on 91 percent (40-of-44) of its redzone appearances this season as the Red Raiders have scored a touchdown on 33 of their trips (75 percent).
- Texas Tech boasts one of the most accurate place kickers in the country in Clayton Hatfield. The sophomore has found the up-rights in 88.0 percent of his attempts (22-of-25) over his career which ranks sixth among active kickers. Hatfield needs six more field goals to tie Brian Hall (1974-77) for 10th all-time in program history. He also ranks fifth all-time with 102 extra points already in his career, why is one shy of tying Jon Davis (1991-94) for fourth in program history.
- True freshman running back Da'Leon Ward has carried the load for the Red Raiders in the back field over the last two games, which was highlighted by his 23 carries for 98 yards last weekend at TCU, both of which that were career highs. His tendency for finding the first-down stick was evident against TCU as he recorded 11 of Texas Tech's 23 first downs altogether.

TEXAS TECH IN NCAA, BIG 12 RANKINGS

(Through Week Nine)

Category	NCAA Rank	Big 12 Rank
Passing Offense	1st	1st
First Downs Offense	1st	1st
3rd Down Conversion Pct.	1st	1st
Total Offense	2nd	1st
Scoring Offense	2nd	1st
Completion Percentage	10th	2nd
Fumbles Lost	12th	1st
Blocked Kicks	18th	3rd

CONSECUTIVE HOME GAMES WITH 50+ POINTS

(All-Time Leaders)

School	Dates	Games
1. Texas Tech	Sept. 5, 2015-Oct. 15, 2016	9
2. Yale	Nov. 5, 1887-Nov. 17, 1888	8
3. Harvard	Oct. 8, 1887-Nov. 5, 1887	6
4. Centre	Sept. 27, 1919-Oct. 16, 1920	6
5. UCLA	Sept. 22, 1973-Sept. 28, 1974	6
6. Florida	Aug. 31, 1996-Nov. 16, 1996	6
7. Florida	Oct. 11, 2008-Sept. 12, 2009	6

Source: Sports-Reference.com

NCAA FBS PASSING OFFENSE LEADERS

(National Leaders)

School	Yards/Game
1. Texas Tech	500.6
2. Louisiana Tech	376.0
3. Washington State	372.6
4. California	365.6
5. Syracuse	357.1
6. East Carolina	355.6
7. Toledo	347.1

RED RAIDER OFFENSE AGAINST THE REST OF THE NATION

(Since 2000)

TOTAL YARDS		PASSING YARDS		TOUCHDOWNS	
TEXAS TECH	103,350	TEXAS TECH	80,454	BOISE STATE	1,128
BOISE STATE	100,266	HAWAII	70,810	OKLAHOMA	1,063
OREGON	99,090	HOUSTON	62,999	OREGON	1,048
OKLAHOMA	98,943	BOISE STATE	60,190	TEXAS TECH	1,019
HOUSTON	96,856	OKLAHOMA	59,522	SOUTHERN CALIFORNIA	944

STATISTICAL LEADERS



TEXAS TECH	CATEGORY	TEXAS
Demarcus Felton	Rushing	D'Onta Foreman
53 att., 289 yds., 3 TDs		173 att., 1105 yds., 10 TDs
Patrick Mahomes II	Passing	Shane Buechele
270-399, 3519 yds., 28 TDs		152-238, 2013 yds., 17 TDs
Jonathan Giles	Receiving	Armanti Foreman
55 rec., 927 yds., 11 TDs		27 rec., 349 yds., 3 TDs
Jonathan Giles	All-Purpose Yards	D'Onta Foreman
927 yds., 115.9 avg.		1149 yds., 164.1 avg.
Jordyn Brooks	Tackles	Anthony Wheeler
53 tackles (38 solo)		59 tackles (36 solo)
Kris Williams	Sacks	Breckyn Hager
4.0 sacks		5.0 sacks
Four Players	Interceptions	Dylan Haines
1 interception		2 interception
Clayton Hatfield	Field Goals	Trent Domingue
49-51 PATs, 8-9 FGs		29-33 PATs, 11-15 FGs
Michael Barden	Punting	Michael Dickson
22 att., 868 yds., 39.5 avg.		40 att., 1914 yds., 47.8 avg.
Reginald Davis III	Kickoff Returns	Devin Duvernay
11 att., 229 yds., 20.8 avg.		12 att., 257 yds., 21.4 yds.
Cameron Batson	Punt Returns	Armanti Foreman
14 att., 137 yds., 9.8 avg.		8 att., 69 yds., 8.6 avg.

STATISTICAL COMPARISON



TEXAS TECH	CATEGORY	TEXAS
47.4	Points Per Game	36.0
253	First Downs	199
797	Rushing Yards	1812
4005	Passing Yards	2079
4802	Total Offense	3891
600.2	Total Offense/Game	486.4
15-282	Kick Returns-Yards	31-569
15-151	Punt Returns-Yards	19-166
4-0	Interception Returns-Yards	4-71
10-3	Fumbles-Lost	8-4
70-601	Penalties-Yards	58-513
25-39.3	Punts-Yards Avg.	41-47.6
39.4	Net Kickoff Average	40.3
30:19	Time of Possession/Game	27:01
74/128	3rd-Down Conversions	52/126
5/14	4th-Down Conversions	6/11
10-67	Sacks-Yards	31-215
51	Touchdowns Scored	37
8-9	Field Goals-Attempts	11-15
91% (40/44)	Redzone Scores	86% (30-35)
75% (33-44)	Redzone Touchdowns	60% (21-35)
49-51	PAT-Attempts	29-33



RECORD BREAKDOWN

	2016	Kingsbury
Overall	4-4	23-23
vs. Big 12 Conference	2-3	12-20
vs. Non-Conference	2-1	11-3
at Jones AT&T Stadium	3-2	13-10
in Away Games	1-2	9-9
at Neutral Sites	0-0	1-4
Day Games	1-1	11-13
Night Games (6 p.m. start or later)	3-3	12-10
vs. Top 25 teams	0-2	2-15
vs. Top 10 teams	0-0	0-5
vs. Top 5 teams	0-0	0-4
vs. Top-Ranked teams	0-0	0-0
TV games	4-4	23-23
on FSN	2-0	10-0
on FOX	0-1	0-6
on FOX Sports 1	1-2	8-6
on ESPN	0-0	3-4
on ABC	0-0	0-5
on ESPN2	1-0	2-0
on ESPNU	0-1	0-2
When scoring first	3-1	18-10
When opponents score first	1-3	5-13
When leading at halftime	3-0	18-3
When trailing at halftime	0-2	1-20
When tied at halftime	1-0	4-0
When leading after third quarter	3-0	21-1
When trailing after third quarter	0-4	1-21
When tied after third quarter	1-0	1-1
In overtime games	1-0	1-0
When scoring less than 20 points	0-1	0-4
When scoring 20-29 points	1-0	2-6
When scoring 30-39 points	0-1	8-8
When scoring 40-49 points	0-0	4-1
When scoring 50+ points	3-2	9-4
When allowing less than 20 points	2-0	6-0
When allowing 20-29 points	1-1	9-1
When allowing 30-39 points	0-1	4-4
When allowing 40+ points	1-4	4-20
When totaling <300 yds total offense	0-0	0-0
When totaling 300+ yds total offense	4-4	23-22
When totaling 400+ yards total offense	3-3	20-15
When totaling 500+ yards total offense	3-3	17-10
When totaling 600+ yards total offense	3-2	12-6
When rushing for 100+ yards	3-1	19-15
When rushing for 150+ yards	1-0	14-6
When passing for 300+ yards	3-4	18-20
When passing for 350+ yards	3-3	17-13
When passing for 400+ yards	3-3	14-7
When passing for 500+ yards	2-3	3-5
When allowing <100 yds rushing	1-0	3-0
When allowing 100+ yds rushing	2-4	19-23
When allowing 200+ yds rushing	1-4	10-21
When allowing <200 yds passing	0-1	9-6
When allowing 200+ yards passing	4-3	13-17
When allowing 300+ yards passing	2-3	6-10
When allowing 400+ yards passing	0-1	0-3
When allowing <300 yards total offense	1-0	3-0
When allowing 300+ yards total offense	3-4	20-23
When allowing 400+ yards total offense	2-3	15-21
When having no turnovers	1-0	6-2
When forcing no turnovers	1-4	5-8
When leading turnover margin	1-0	8-2
When trailing turnover margin	0-4	8-17
When having <2 takeaways	1-4	8-15
When having 2 or more takeaways	2-0	14-8
When leading in time of possession	3-3	8-7
When trailing in time of possession	1-1	15-16

RECORDS FALL AGAINST OKLAHOMA

- Texas Tech set the program's single-game school record with 854 yards (734 passing, 120 rushing) of total offense against Oklahoma. It broke the previous mark of 776 yards that was set against Iowa State last season. Both Tech and Oklahoma finished just 18 yards shy of matching the Big 12 record that was set in 2013 by Baylor.
- Texas Tech quarterback Patrick Mahomes' 819 yards of total offense (734 passing, 85 rushing) not only set the Texas Tech single-game record and the Big 12 single-game record but also set the NCAA FBS single-game record. The previous mark for Texas Tech and the Big 12 was previously set by B.J. Symons who had 681 yards of total offense (661 passing, 20 rushing) at Ole Miss on September 27, 2003. The NCAA FBS mark was held by Washington State's Connor Halliday (734 passing, 17 rushing) against California on October 4, 2014.
- Mahomes' career night marked was sparked by a Texas Tech and Big 12 single-game mark of 734 passing yards. The 734 passing yards also tied the NCAA FBS which was previously set by Washington State's Connor Halliday against California on Oct. 4, 2014. The Texas Tech and Big 12 single-game record of 661 yards was previously set by B.J. Symons at Ole Miss on Sept. 27, 2003.
- Since the 2000 season, only six teams have accounted for more than 819 yards of total offense. They are Baylor (872 yards vs. West Virginia on Oct. 5, 2013), San Jose State (849 yards vs. Nevada on Nov. 10, 2001), Louisville (845 yards at Syracuse on Sept. 9, 2009), Nevada (844 yards at Idaho on Nov. 6, 2010), Louisiana Tech (839 yards on Oct. 20, 2012) and Fresno State (822 yards vs. New Mexico on Nov. 23, 2013).
- Texas Tech and Oklahoma snapped the NCAA FBS record with 1,708 combined yards of total offense. It snapped the previous record of 1,640 yards that was previously set in 2001 by San Jose State and Nevada.
- Texas Tech and Oklahoma also combined for 1,279 passing yards, which snapped the previous NCAA FBS record of 1,261 yards that was set by Washington State and California in 2014.
- Mahomes snapped the Texas Tech and Big 12 single-game records with 88 passing attempts. He broke the previous record of 72 attempts that was notched by Graham Harrell during Texas Tech's 34-27 victory over No. 3 Oklahoma on Nov. 17, 2007.
- Mahomes took part in 90 plays altogether (88 passing, 12 rushing), breaking the NCAA single-game record of 98 that was set by Northwestern's Mike Kafka against Auburn in 2010.
- Texas Tech and Oklahoma combined for 125 total points, which broke the Jones AT&T Stadium record of 123 that was set just a year ago between the Red Raiders and Oklahoma State.
- Mahomes and Oklahoma quarterback Baker Mayfield combined for 1,383 yards of total offense, breaking the NCAA FBS record of 1,321 that was set by TCU's Matt Vogler and Houston David Klingler in 1990.
- Texas Tech converted 20 of its 25 third-down attempts against Oklahoma which is six more than any other FBS team this season. In fact, Tech is the most successful program in the country when it comes to third-down conversions this year as the Red Raiders have been successful in 59 percent of their attempts. The Red Raiders, who led the country with a 51.7 conversion clip a year ago, are currently on pace to snap the NCAA FBS record of 57.9 percent that was set by Georgia Tech during the 2014 season.

NCAA FBS RECORDS BROKEN VERSUS OU

(All-Time Leaders)	
Category	Total
Combined Yards	1,708
Combined Passing Yards	1,279
Total Offense (Mahomes)	819
Passing Yards (Mahomes)	734 (Tied)
Combined Yards by Two Players	1,383

TEXAS TECH SINGLE-GAME RECORD

(Total Offense)	
Opponent	Total Yards
1. vs. Oklahoma (2016)*	854
2. vs. Iowa State (2015)*	776
3. vs. Iowa State (2003)	775
4. vs. Sam Houston State (2005)	770
5. vs. Stephen F. Austin (2016)*	758

* indicates games under Kliff Kingsbury

GILES LEADS DEEP WIDE RECEIVERS CORPS

- Thanks to four 100-yard performances this season, Jonathan Giles leads the Texas Tech receiving corps through eight games as he has totaled 927 yards through the air. It marks the most receiving yards for a Red Raider through seven games since two-time Biletnikoff winner Michael Crabtree had 1,320 yards during that span in 2007. Giles, himself, was added to the Biletnikoff Award watch list prior to the Oklahoma game.
- Giles needs 172 yards to enter the top 10 in single-season school history where he would match Wes Welker's total from the 2003 season. Crabtree set the school's single-season record with 1,962 receiving yards in 2007 which is followed by Jace Amaro's 1,352 yards from the 2013 campaign.
- Giles finished with a career-high 219 yards on 12 catches against Kansas, marking the first time a Red Raider went for over 200 yards since Darrin Moore in 2011 against Texas State. He was also the first Red Raider to record 200 receiving yards in a Big 12 contest since Michael Crabtree had 237 yards and Danny Amendola totaled 233 yards against Oklahoma State in 2007.
- Giles has been a popular target in the redzone this season as he is tied for the national lead with 11 receiving touchdowns. His total already ranks 10th all-time in Texas Tech single-season school history as he is tied with Eric Ward's total from 2011.
- In addition to leading the country in receiving touchdowns, Giles also ranks ninth in receiving yards (927), 10th in receiving yards per game (115.9) and 16th in receptions per game (6.9). His teammate Cameron Batson also ranks 28th nationally in receiving touchdowns (6) and 36th in receptions per game (5.6).
- Giles along with teammates Dylan Cantrell and Cameron Batson all caught a touchdown pass in each of Texas Tech's first four games this season. It marked the first time in Texas Tech's passing era (2000-present) where multiple Red Raiders have caught at least one touchdown pass in each of the first four games of the season.

NCAA LEADERS IN RECEIVING TDs

(National Leaders)	
Player (Year)	Rec. Yards
1. Jonathan Giles (TTU)	11
Corey Davis (W. Michigan)	11
Carlos Henderson (LA Tech)	11
John Ross (Washington)	11
Dede Westbrook (OU)	11
6. Nicholas Norris (W. Kentucky)	10
7. Nine Players	9



- ▶ Batson went on to extend his streak with a 15-yard touchdown reception in the final seconds against K-State. His five-game streak to start the season marked the third-longest in program history only behind Crabtree's runs in both 2007 and 2008.
- ▶ The Texas Tech receiving core has accounted for 37 plays through the air that have gone at least 25 yards. Giles leads all players with 11 catches over 25 yards this year, six of which that have gone for a touchdown. Keke Coutee follows behind with seven grabs of 25 yarders or longer, including four for touchdowns.
- ▶ The trio of Giles, Batson and Coutee accounted for 438 of Texas Tech's 734 passing yards against Oklahoma as Coutee led the group with career highs for both receptions (10) and receiving yards (172). Giles also hauled in 10 passes for 167 yards and two touchdowns while Batson caught nine passes for 99 yards. Fellow inside receiver Ian Sadler recorded seven catches for 75 yards as well.

LONGEST TD STREAKS TO START SEASON

(Texas Tech Wide Receivers since 2000)

Player (Year)	Games
1. Michael Crabtree (2008)	10
2. Michael Crabtree (2007)	6
3. Eric Ward (2011)	5
Cameron Batson (2016)	5

NEWS & NOTES FROM THE RED RAIDER SIDELINE

- ▶ Texas Tech has found success early in games this season as the Red Raiders are outscoring opponents, 101-56, in the opening quarter. The Red Raiders have held opponents to seven or less points in four of their eight games this season.
- ▶ The Red Raiders are averaging 26.4 points in the first half alone this season thanks in part to reaching the 28-point mark five times before the break.
- ▶ Texas Tech has scored in double digits in 21 of its 32 quarters (65.6 percent) this year (does not include overtime).
- ▶ Texas Tech has recorded touchdown drives of 70 yards or longer 38 times already this season, two of which that went for at least 90 yards.
- ▶ Texas Tech leads the Big 12 and ranks 12th nationally with just three fumbles lost this season. The Red Raiders trail the likes of Nevada and Iowa which have both just surrendered one lost fumble all season.
- ▶ Texas Tech has made steady improvements on punt returns this year as Cameron Batson is averaging 9.8 yards a return which ranks 29th nationally and second in the Big 12. His average is currently the highest for a Red Raider in a season since Austin Zouzalik posted a 10.4 return clip in 2012 (minimum of 10 returns).
- ▶ Texas Tech is a perfect 3-0 this season and an impressive 21-1 under head coach Kliff Kingsbury when leading after three quarters.
- ▶ Texas Tech leads the country this season in passing plays of 10 yards, 20 yards and 30 yards or more.
- ▶ True freshman linebacker Jordyn Brooks leads the Red Raiders with 53 tackles (38 solo) through the first eight games of the season. Brooks, who has started all eight games of his true freshman season, has also totaled 3.0 tackles for loss and two pass breakups. He leads all Big 12 freshmen defenders in tackles heading into this weekend's contest against TCU. Brooks also ranks among the top freshmen nationally in solo tackles per game (4.8).
- ▶ Texas Tech has used a total of 13 true freshmen so far this season, led by Brooks, Travis Bruffy and Kevin Moore, who have all played in every game so far this year.
- ▶ Da'Leon Ward made his first career start as a Red Raider against Oklahoma as he carried seven times for 31 yards and a touchdown. Ward, who previously had six carries for 27 yards against West Virginia, is the first Red Raider freshman to make his first career start in a Big 12 game since DeAndre Washington did so in 2011 against Missouri.
- ▶ Nic Shimonek has proven to be a quality option outside of Patrick Mahomes II as the junior has completed 67.3 percent of his passes (37-of-55) this season for 461 yards and six touchdowns. Shimonek totaled the bulk of his passing yards after coming on in relief of Mahomes in Texas Tech's Sept. 29 conference opener against Kansas.

TRUE FRESHMEN PARTICIPATION

Name	Position	Games Played
Erik Baughman	P	1
Jordyn Brooks	LB	8
Travis Bruffy	OL	8
Douglas Coleman	DB	7
Kevin Moore	DB	8
Johnathan Picone	LB	6
Desmon Smith	DB	5
Brayden Stringer	LB	6
T.J. Vasher	WR	1
Joseph Wallace	DL	3
Da'Leon Ward	RB	5
Antoine Wesley	WR	1

PRESEASON HONORS

DE'QUAN BOWMAN (WR)

- Athlon Sports Preseason All-Big 12 (Fourth Team)

BAYLEN BROWN (OL)

- Athlon Sports Preseason All-Big 12 (Second Team)

BREIDEN FEHOKO (DL)

- Athlon Sports Preseason All-Big 12 (Third Team)
- Polynesian Player of the Year Watch List

JONATHAN GILES (WR)

- Biletnikoff Award Watch List

CLAYTON HATFIELD (PK)

- Preseason All-Big 12 Team
- Athlon Sports Preseason All-Big 12 (Second Team)
- Lou Groza Award Watch List

JAH'SHAWN JOHNSON (DB)

- Athlon Sports Preseason All-Big 12 (Fourth Team)

DEVIN LAUDERDALE (WR)

- Athlon Sports Preseason All-Big 12 (Fourth Team)

PATRICK MAHOMES II (QB)

- Earl Campbell Tyler Rose Award Watch List
- Johnny Unitas Golden Arm Award Watch List
- Rotary Lombardi Award Watch List
- Maxwell Award Watch List
- Davey O'Brien Award Watch List
- Manning Award Watch List
- AFCA Good Works Team Nominee
- Wuerffel Trophy Nominee
- Athlon Sports Preseason All-Big 12 (Second Team)
- Davey O'Brien Award "Great 8" List (Sept. 12)
- Big 12 Player of the Week (Sept. 12)

TONY MORALES (OL)

- Rimington Award Watch List

IAN SADLER (WR)

- Athlon Sports Preseason All-Big 12 (Third Team)

JUSTIN STOCKTON (RB)

- Doak Walker Award Watch List
- Athlon Sports Preseason All-Big 12 (Second Team)

#REDRAIDERSINTHENFL


10 former Red Raiders enter the 2016 season on NFL rosters, including three members of the 2015 Texas Tech squad.

Jace Amaro (2011-13)	Tennessee Titans
Danny Amendola (2004-07)	New England Patriots
Le'Raven Clark (2012-15)	Indianapolis Colts
Michael Crabtree (2007-08)	Oakland Raiders
Cody Davis (2009-12)	Los Angeles Rams
Jakeem Grant (2012-15)	Miami Dolphins
Bradley Marquez (2010-13)	Los Angeles Rams
LaAdrian Waddle (2009-12)	New England Patriots
DeAndre Washington (2011-15)	Oakland Raiders
Kerry Hyder (2009-13)	Detroit Lions



UNIFORM WATCH

(Since 2009)




Texas Tech record since 2009 while wearing the following uniform combinations:

Helmet-Jersey-Pants	Record
BLACK-BLACK-BLACK	11-8
Black-White-Black	10-6
Black-Red-Black	6-3
White-White-White	8-5
Black-Red-White	4-0
Black-Black-White	4-2



Black-Red-Red	3-0
Black-White-White	1-2
Black-Gray-Black	1-0
Gray-Gray-Gray	1-0
Black-Black-Red	0-1
Black-White-Red	0-3
White-White-Red	0-2
White-Black-White	0-1
Gray-White-Gray	0-3
Red-Red-White	1-0



Wounded Warrior (2010)	1-0
Wounded Warrior (2011)	0-1
Lone Star Pride (2012)	0-1
Lone Survivor (2013)	0-1
Lone Star Pride (2013)	0-1
Throwbacks (2014)	0-1
White Ombre' (2014)	0-1
Lone Star Pride (2014)	0-1
Black Ombre' (2014)	0-1
Throwbacks - White (2015)	2-0



2016 BIG 12 STANDINGS

	CONF	PCT.	OVERALL	STK
Oklahoma	5-0	1.000	6-2	W5
Oklahoma State	4-1	.800	6-2	W4
Baylor	3-1	.750	6-1	L1
West Virginia	3-1	.750	6-1	L1
Kansas State	3-2	.600	5-3	W2
TCU	2-3	.400	4-4	L2
Texas	2-3	.400	4-4	W1
Texas Tech	2-3	.400	4-4	W1
Iowa State	0-5	.000	1-7	L5
Kansas	0-5	.000	1-7	L5

BIG 12 WEEKLY SCHEDULE

THURSDAY, NOVEMBER 3

Oklahoma at Iowa State (ESPN) _____ 6:30 p.m.

SATURDAY, NOVEMBER 5

Texas at Texas Tech (FS1) _____ 11 a.m.

TCU at Baylor (FOX) _____ 2:30 p.m.

Oklahoma State at Kansas State (ESPN2) _____ 2:30 p.m.

Kansas at West Virginia (ESPN 2) _____ 6 p.m.

SATURDAY, NOVEMBER 12

Iowa State at Kansas _____ TBA

Baylor at Oklahoma _____ TBA

Texas Tech at Oklahoma State _____ TBA

West Virginia at Texas _____ TBA

SATURDAY, NOVEMBER 19

Kansas State at Baylor _____ TBA

Texas at Kansas _____ TBA

Texas Tech at Iowa State _____ TBA

Oklahoma State at TCU _____ TBA

Oklahoma at West Virginia _____ TBA

BIG 12 PRESEASON POLL

TEAM POINTS

1. Oklahoma (24)	258
2. TCU (2)	222
3. Oklahoma State	202
4. Baylor	156
5. Texas	151
6. Texas Tech	141
7. West Virginia	126
8. Kansas State	88
9. Iowa State	59
10. Kansas	27



TEXAS TECH KNOWS OFFENSE

► Texas Tech is currently riding a consecutive game scoring streak that spans 241 games dating back to the 1997 season. The streak, which began Oct. 25, 1997, against Texas A&M, ranks 11th nationally and is the second-longest streak in the Big 12 Conference behind TCU.

► Texas Tech has posted 325-plus yards of total offense in 61-consecutive games, the longest active streak in the FBS. That streak began on Nov. 19, 2011, at Missouri.

► Texas Tech is the only school in the country to rank among the top 15 teams for total offense and top 10 for passing offense in every season since 2002.

► In addition, Texas Tech has ranked in the top 10 for passing offense in each of the past 15 seasons (2001-present).

► Prior to the West Virginia game, Texas Tech had scored 50 or more points in nine-consecutive home games which marked the longest streak in NCAA history. It snapped the previous record of eight-straight games set by Yale during the 1887-88 seasons. Florida is the only other school since 1990 to record a streak of six or more consecutive home games with at least 50 points.

► Texas Tech has scored 40 or more points regularly under head coach Kliff Kingsbury. The Red Raiders have eclipsed the 40-point mark 18 times under Kingsbury and the 50-point plateau a total of 13 times.

► Since the start of the 2015 season, Texas Tech has boasted one of the most impressive quick-strike offenses. The Red Raiders have had 51 touchdown-scoring drives last under two minutes during that time while 21 lasted less than a minute.

► In 46 games as head coach, Kliff Kingsbury has guided the Red Raider offense to at least 500 yards of total offense 28 times during his tenure. During that span, Kingsbury has also led Texas Tech to 700 yards of total offense five times, all of which rank among the top-10 totals in program history.

► The success of the Texas Tech offense under Kliff Kingsbury has been impressive knowing the Red Raiders have not had an upperclassman quarterback leading the offense to start any of his three previous seasons. Patrick Mahomes II became the first junior or senior quarterback to lead the Red Raiders in a season opener since Seth Doege (a senior) earned the nod in 2012.

WIDE RECEIVER U

► Texas Tech easily stakes claim to the tag "Wide Receiver U" and has the numbers to prove it. Since 2000, Texas Tech has completed 652 touchdown passes, easily the most in the country during that span.

► According to research from *SportsReference.com*, the closest school to the Red Raiders during that span is Hawaii and its 536 touchdown passes. The only other Big 12 school to rank in the top 10 is Oklahoma, which has 506 touchdown passes since 2000.

► In addition, the Red Raiders have two Biletnikoff Awards on display in their trophy case and two of the most prolific receivers in the NFL over the past several seasons: Michael Crabtree and Wes Welker.

KINGSBURY WELCOMES SIX NEW MEMBERS TO COACHING STAFF

► Texas Tech head coach Kliff Kingsbury welcomed six new members to his coaching staff this past spring with the hirings of Joe Robinson (special teams), Kevin Patrick (defensive line), Karl Scott (cornerbacks), DeShaun Foster (running backs) as well as Rusty Whitt (strength & conditioning). Emmett Jones (outside receivers) was promoted to a full-time coaching role after spending the 2015 season as Director of Player Development.

► Robinson brings a wealth of experience to Texas Tech's special teams units as he previously served stints at South Carolina (2012-15), North Carolina (2011), LSU (2008-10) and Arizona (2004-07). He was named the Special Teams Coordinator of the Year by *FootballScoop.com* in 2010.

► Foster and Jones are in their first seasons as a collegiate assistant coach. Foster arrived at Texas Tech following three seasons in various roles at UCLA. Jones was previously a longtime Texas high school football before joining the staff prior to the 2015 season.

► Patrick spent the previous two seasons as an assistant at North Texas. He was previously a longtime assistant at South Florida where he coached the likes of Jason Pierre-Paul, George Selvie and Terrell McClain.

► Scott arrived at Texas Tech following one season as safeties coach at Louisiana Tech. He was previously the defensive coordinator at Southeastern Louisiana in 2014.

► Whitt has helped transform Texas Tech's strength and conditioning program in his short time in Lubbock. A former U.S. Army Special Forces member, Whitt joined the Tech staff after six seasons in the same role at Louisiana-Lafayette.

RED RAIDER DEFENSE ENTERS SECOND SEASON UNDER DAVID GIBBS

► Texas Tech defensive coordinator David Gibbs is his second season, bringing much-needed stability to the unit. Tech has not had a defensive coordinator remain in place for two-consecutive seasons since Ruffin McNeil from 2007-09. Five different defensive coordinators have spent time in the position since McNeil's departure following the 2009 season.

CONSECUTIVE GAMES SCORING STREAK

(National Rankings)

Games	School	Years
353	Florida	1988-present
300	TCU	1992-present
292	Air Force	1992-present
279	Tennessee	1994-present
278	Ohio State	1993-present
276	Virginia Tech	1995-present
269	Georgia	1995-present
265	Nebraska	1996-present
244	Georgia Tech	1997-present
245	Boise State	1997-present
240	TEXAS TECH	1997-present

PLAYS GAINING 30-PLUS YARDS

(National Rankings; 2013-16)

Rank	School	30-Yard Plays
1.	Baylor	182
2.	Oregon	159
3.	TEXAS TECH	156
4.	Western Kentucky	147
5.	Bowling Green	136
6.	Miami, Fla.	132
7.	Oklahoma State	131
	Texas A&M	131
	Ohio State	131
10.	Marshall	129
11.	Louisville	127
12.	Colorado State	126
13.	Indiana	125

2016 TEXAS TECH COACHING STAFF

Name	Position	Season
Kliff Kingsbury	Head Coach	4th
David Gibbs	Defensive Coordinator	2nd
Eric Morris	Offensive Coordinator	4th
Joe Robinson	Special Teams	1st
Zac Spavital	Linebackers	2nd
Kevin Patrick	Defensive Line	1st
Lee Hays	Offensive Line	4th
Emmett Jones	Outside Receivers	1st
Karl Scott	Cornerbacks	1st
DeShaun Foster	Running Backs	1st
Rusty Whitt	Strength & Conditioning	1st



- ▶ The Texas Tech defense drastically improved in forcing turnovers in Gibbs' first season. The Red Raiders, who had just 15 takeaways in 2014, forced 25 turnovers during the 2015 season, their most since recording the same amount in 2009. Tech opened the 2016 campaign with three takeaways, marking the 10th-consecutive game the unit has forced a turnover.

- ▶ According to research from *CoachingSearch.com*, David Gibbs-led defenses are averaging 2.24 turnovers per game since the 2013 season. It is the highest average among active defensive coordinators nationally. Gibbs previously spent the 2012-14 seasons as Houston's defensive coordinator before arriving in Lubbock.

MOST TAKEAWAYS PER GAME SINCE 2013 AMONG ACTIVE DEFENSIVE COORDINATORS

Coach	School(s)	Turnovers/Game	Record
David Gibbs	Houston, Texas Tech	2.21	27-20
Lionel Washington	Tulane	2.18	16-29
Pete Kwiatowski	Boise State, Washington	2.13	31-17
Gary Patterson	TCU	2.13	31-15

TEXAS TECH RETURNS PLENTY OF FIRE-POWER ON OFFENSE

- ▶ Despite the departures of Jakeem Grant and DeAndre Washington, Texas Tech still brings back 65 percent of its scoring from a year ago thanks in part to the return of Patrick Mahomes II, Justin Stockton and Reginald Davis II among others.
- ▶ The Red Raiders return eight different receivers who caught a touchdown a year ago, led by Davis who snagged eight which was two shy of Grant for the team high. The remaining returning receivers with a touchdown in 2015 are Justin Stockton (6), Devin Lauderdale (4), Ian Sadler (3), Jonathan Giles (3), Zach Austin (1), Cameron Batson (1), Tony Brown (1)
- ▶ Mahomes ranks as Texas Tech's leading returning rusher after he recorded 456 yards on the ground in 2015. The Red Raider back field will be boosted this season by junior Justin Stockton, who had 733 all-purpose yards a year ago, as well as senior Quinton White, Jr., sophomore Demarcus Felton and redshirt freshman Corey Dauphine.
- ▶ On the offensive line, fourth-year assistant coach Lee Hays boasts two returning veterans in Baylen Brown and Tony Morales. Brown leads all Red Raiders with 23 career starts at various positions. Hays will also utilize sophomore Justin Murphy (four starts in 2015), sophomore transfer Paul Stawarz and redshirt freshmen Madison Akamnonu and Terence Steele.

KINGSBURY IN ELITE COMPANY AMONG ACTIVE HEAD COACHES

- ▶ Texas Tech head coach Kliff Kingsbury is one of only two NCAA FBS coaches that finished in the top 10 in the Heisman Trophy voting and also played in the National Football League. Kingsbury joins Michigan's Jim Harbaugh as the only two active coaches to accomplish this feat. Harbaugh finished third in the 1986 Heisman Trophy race and played 13 seasons in the NFL. Kingsbury, meanwhile, ranked ninth in the 2002 Heisman Trophy voting and then played five seasons in the NFL with stops with the New England Patriots, New Orleans Saints, New York Jets and Denver Broncos.

TEXAS TECH HEAD COACH KLIFF KINGSBURY

- ▶ Kliff Kingsbury is the only former Texas Tech player to return to his alma mater as its head coach.
- ▶ Under Kingsbury, Texas Tech has annually ranked among the top offenses nationally, finishing in the top 10 for total offense in all three seasons. Tech ranked second in 2015 for total offense, scoring offense and passing offense.
- ▶ At the age of 37, Kingsbury is the second-youngest head coach in a power-five conference (ACC, Big Ten, Pac-12, SEC) and the third-youngest coach in the FBS. First-year Iowa State head coach Matt Campbell overtook Kingsbury's reign as the youngest head coach in the power five after the Cyclones hired him this offseason.
- ▶ Kingsbury is one of 16 head coaches at the NCAA Division I FBS level working at their alma mater.

HEAD COACHES AT THEIR ALMA MATER (Active Head Coaches)		
School	Name	Years Played
Air Force	Troy Calhoun	1985-88
Ball State	Mike Neu	1990-93
Boise State	Bryan Harsin	1995-99
BYU	Kailani Sitake	1994, 1997-00
Georgia	Kirby Smart	1995-98
Hawaii	Nick Rolovich	2000-01
Kent State	Paul Haynes	1987-91
Miami	Mark Richt	1978, 1980-82
Michigan	Jim Harbaugh	1983-86
Missouri	Barry Odom	1996-99
Northwestern	Pat Fitzgerald	1993-96
Oklahoma State	Mike Gundy	1986-89
Stanford	David Shaw	1991-94
Texas Tech	Kliff Kingsbury	1999-02
Utah State	Matt Wells	1994-96
UTEP	Sean Kugler	1985-88

PRESEASON PLAYER NOTABLES

- ▶ Texas Tech elected four captains prior to its season opener against Stephen F. Austin. Serving as a team captains throughout the 2016 season are senior offensive lineman Baylen Brown, junior quarterback Patrick Mahomes II, senior defensive back Justis Nelson and senior linebacker Luke Stice.
- ▶ The 2016 roster features 10 student-athletes who have already earned their undergraduate degrees: Reginald Davis II, Tony Morales, Justis Nelson, Thierry Nguema, Tyler Scalzi, Luke Stice, Keenon Ward, Quinton White, Jr., Kris Williams and Caleb Woodward. Davis, Nguema, White and Woodward all received their Texas Tech degrees this August.
- ▶ Texas Tech defensive coordinator David Gibbs has added experience to his unit with the transfers of Kolin Hill (Notre Dame), Ondre Pipkins (Michigan) and Luke Stice (Houston). Hill and Pipkins both sat out the 2015 season learning Gibbs' system while Stice previously played for the second-year defensive coordinator during his previous stop at the University of Houston.
- ▶ Texas Tech boasts 10 returners with at least 10 career starts: Baylen Brown (24), Justis Nelson (23), Keenon Ward (21), Tevin Madison (20), Patrick Mahomes II (18), Reginald Davis II (15), Breiden Fehoko (14), Jah'Shawn Johnson (14), Devin Lauderdale (14) and Ian Sadler (10).
- ▶ Jah'Shawn Johnson made a habit of covering loose balls during his first season as a Red Raider. The sophomore ranked second nationally in 2015 for fumble recoveries after recording four as a redshirt freshman. He is Texas Tech's leading returning tackler after posting 85 tackles a year ago.

300-YARD PASSING GAMES

Patrick Mahomes II (19)

Date	Pass Yards	Opponent
Nov. 15, 2014	393	#24 Oklahoma
Nov. 22, 2014	328	Iowa State
Nov. 29, 2014	598	#5 Baylor
Sept. 5, 2015	425	Sam Houston State
Sept. 12, 2015	361	UTEP
Sept. 26, 2015	392	#3 TCU
Oct. 3, 2015	415	#5 Baylor
Oct. 10, 2015	428	Iowa State
Oct. 17, 2015	354	Kansas
Oct. 31, 2015	480	#12 Oklahoma State
Nov. 14, 2015	384	Kansas State
Nov. 26, 2015	372	Texas
Dec. 29, 2015	370	#22 LSU
Sept. 3, 2016	483	Stephen F. Austin
Sept. 10, 2016	540	Arizona State
Sept. 17, 2016	470	Louisiana Tech
Oct. 8, 2016	504	Kansas State
Oct. 15, 2016	305	#18 West Virginia
Oct. 22, 2016	734	#16 Oklahoma

100-YARD RUSHING GAMES

Demarcus Felton (1)

Date	Rush Yards	Opponent
Sept. 17, 2016	123	Louisiana Tech

Justin Stockton (2)

Date	Rush Yards	Opponent
Sept. 4, 2014	135	UTEP
Oct. 10, 2015	101	Iowa State

100-YARD RECEIVING GAMES

Zach Austin (1)

Date	Rec. Yards	Opponent
Oct. 3, 2015	110	#5 Baylor

Cameron Batson (1)

Date	Rec. Yards	Opponent
Sept. 10, 2016	148	Arizona State

Tony Brown (1)

Date	Rec. Yards	Opponent
Oct. 3, 2015	117	#5 Baylor

Keke Coutee (2)

Date	Rec. Yards	Opponent
Oct. 8, 2016	130	Kansas State
Oct. 22, 2016	172	#16 Oklahoma

Reginald Davis (1)

Date	Rec. Yards	Opponent
Sept. 19, 2015	115	Arkansas

Jonathan Giles (4)

Date	Rec. Yards	Opponent
Sept. 17, 2016	186	Louisiana Tech
Sept. 29, 2016	219	Kansas
Oct. 15, 2016	136	#18 West Virginia
Oct. 22, 2016	167	#16 Oklahoma

Devin Lauderdale (3)

Date	Rec. Yards	Opponent
Oct. 11, 2014	112	West Virginia
Sept. 5, 2015	150	Sam Houston State
Sept. 26, 2015	110	#3 TCU

Ian Sadler (2)

Date	Rec. Yards	Opponent
Oct. 31, 2015	122	Oklahoma State
Nov. 26, 2015	108	Texas

**TEXAS TECH BOWL HISTORY**

Texas Tech is looking to make its 38th postseason bowl appearance in its 92-year history which ranks among the top-20 programs all-time in bowl games played. The Red Raiders rank third among current Big 12 Conference programs in appearances.

	SCHOOL	APPEARANCES
1.	Alabama	63
2.	Texas	53
3.	USC	52
	Nebraska	52
5.	Georgia	51
	Tennessee	51
7.	Oklahoma	49
8.	LSU	47
9.	Penn State	46
	Ohio State	46
11.	Georgia Tech	44
	Michigan	44
13.	Florida State	43
	Florida	43
15.	Arkansas	41
16.	Auburn	40
17.	Texas Tech	37
	Miami (Fla.)	37
	Mississippi	37
	Texas A&M	37
	Clemson	37
22.	UCLA	35
	Washington	35
25.	West Virginia	34
	BYU	34
	Notre Dame	34

PRESEASON PLAYER NOTABLES

- ▶ Clayton Hatfield was among the most-accurate kickers in college football during his redshirt freshman season in 2015. After earning the position full-time early in the season, Hatfield finished 12-for-14 on field goal attempts (87.5 percent) which finished seventh nationally for field goal percentage. He ranks fifth in the category among returning place kickers.
- ▶ Junior college transfer Derrick Willies was named one of Bruce Feldman's top-20 "freaks" for the 2016 season after he tweeted a workout video where he launched from a seated position for a 60-inch box jump. He did this all while wearing a 10-pound vest. Willies, who began his career at Iowa, led all JUCO receivers last season after recording 1,115 yards and 14 touchdowns at Trinity Valley Community College.
- ▶ Despite being classified as a sophomore, Breiden Fehoko is expected to provide quality experience for the Red Raider defensive line after starting in all 13 games in 2015. He recorded 19 tackles as a true freshman, including four for a loss, and added a sack as well as an interception.
- ▶ Texas Tech returns the bulk of its secondary this season in seniors Justis Nelson, Keenon Ward, Paul Banks III and Thierry Nguema as well as junior Tevin Madison and sophomore Jah' Shawn Johnson. Tech also benefits from the return of D.J. Polite-Bray, who returns after redshirting the 2015 season.

TEXAS TECH - A WINNING TRADITION

- ▶ Since 1993, Texas Tech has endured just two sub-.500 seasons. On that note, Texas Tech ranks among the nation's top-six programs in regards to experiencing the least sub-.500 seasons since 1993. Only four NCAA FBS college football programs—Florida State (0), Southern California (1), Ohio State (1) and Florida (1)—have fewer sub-.500 seasons in the last 23 years.
- ▶ Texas Tech has made 37 postseason bowl appearances in its 91-year history which ranks among the top-20 programs all-time in bowl games played. The Red Raiders rank third among current Big 12 Conference programs in bowl appearances.
- ▶ Despite falling in the 2015 AdvoCare V100 Texas Bowl held in Houston, Texas Tech has won four of its last five bowl appearances dating back to the 2009 season.
- ▶ Texas Tech has participated in 14 bowl games since the start of the 2000 season alone. The Red Raiders are 9-5 in those bowl games during that span.

ZACH THOMAS ELECTED INTO RING OF HONOR

- ▶ Legendary All-American linebacker Zach Thomas became the newest member of the prestigious Texas Tech Football Ring of Honor on Oct. 22 when he was inducted prior to kickoff between the Red Raiders and Oklahoma. Thomas is the fifth Red Raider to be enshrined into the Ring of Honor, joining the likes of Donny Anderson, Gabe Rivera, E.J. Holub and Dave Parks.
- ▶ Thomas was a 2015 inductee into the College Football Hall of Fame. He remains a celebrated figure in Texas Tech history after a stellar four-year career where he led the Red Raiders to three bowl games. Thomas, who went on for a successful 13-year NFL career that included seven All-Pro honors, was a two-time Southwest Conference Defensive Player of the Year honoree as well as a finalist for the prestigious Butkus Award.

KIRBY HOCUTT NAMED CFP COMMITTEE CHAIRMAN

- ▶ Texas Tech Director of Athletics Kirby Hocutt will add another important title during the 2016 football season - chairman of the College Football Playoff Selection Committee. Hocutt was named the Big 12's representative to the CFP's selection committee prior to the 2015 season and is year two of a three-year term.
- ▶ The College Football Playoff Committee matches the No. 1 seed vs. No. 4, and No. 2 vs. No. 3 in national semifinal games that rotate annually among the Chick-fil-A Peach Bowl, Goodyear Cotton Bowl, Capital One Orange Bowl, Allstate Sugar Bowl, Rose Bowl Game presented by Northwestern Mutual and Fiesta Bowl. The committee members produce weekly rankings after the ninth weekend of games. The members meet in person on Mondays and Tuesdays in Dallas. The CFP rankings will be revealed each week beginning Nov. 1 on ESPN with Hocutt appearing live via satellite soon after their unveiling.
- ▶ Texas Tech is coming off one of its best athletic years in recent years under Hocutt as 14 of its 17 intercollegiate programs advanced to the NCAA postseason. In addition, Tech was the only Big 12 member to play in a bowl game and also participate in both the men's basketball and baseball NCAA Tournaments.
- ▶ Texas Tech also claimed three Big 12 team titles during the 2015-16 academic year: men's tennis (first in program history), women's soccer (first in program history) and baseball (first since 1997).



TEXAS TECH IN NCAA RANKINGS

CATEGORY	NCAA	BIG 12
3rd Down Conversion Pct.	1st	1st
3rd Down Conversion Pct. Defense	87th	5th
4th Down Conversion Pct.	110th	8th
4th Down Conversion Pct. Defense	94th	9th
Blocked Kicks	18th	3rd
Blocked Kicks Allowed	1st	1st
Blocked Punts	-	-
Blocked Punts Allowed	1st	1st
Completion Percentage	10th	2nd
Fewest Penalties	123rd	10th
Fewest Penalties per Game	124th	10th
Fewest Penalty Yards	121st	10th
Fewest Penalty Yards per Game	121st	10th
First Downs Defense	118th	10th
First Downs Offense	1st	1st
Fumbles Lost	12th	1st
Fumbles Recovered	118th	9th
Kickoff Return Defense	102nd	9th
Kickoff Returns	103rd	8th
Net Punting	113th	10th
Passes Had Intercepted	78th	8th
Passes Intercepted	104th	8th
Passing Offense	1st	1st
Passing Yards Allowed	124th	9th
Passing Yards per Completion	50th	5th
Punt Return Defense	82nd	9th
Punt Returns	37th	6th
Red Zone Defense	96th	8th
Red Zone Offense	24th	3th
Rushing Defense	104th	9th
Rushing Offense	125th	10th
Sacks Allowed	98th	8th
Scoring Defense	123rd	10th
Scoring Offense	2nd	1st
Tackles for Loss Allowed	52nd	6th
Team Passing Efficiency	9th	2nd
Team Passing Efficiency Defense	112th	9th
Time of Possession	52nd	2nd
Total Defense	126th	10th
Total Offense	2nd	1st
Turnover Margin	108th	9th
Turnovers Gained	123rd	10th
Turnovers Lost	37th	4th
Winning Percentage	62nd	6th

RED RAIDERS IN NCAA RANKINGS

PLAYER	NCAA	BIG 12
Cameron Batson		
Receiving TDs	55th	6th
Receptions Per Game	36th	5th
Dylan Cantrell		
Receiving TDs	55th	6th
Receptions Per Game	67th	11th
Keke Coutee		
Yards Per Reception	62nd	6th
Jonathan Giles		
Receiving TDs	1st	1st
Receiving Yards Per Game	10th	2nd
Receptions Per Game	16th	2nd
Receiving Yards	9th	2nd
Scoring	40th	8th
Total Points Scored	44th	5th
Total TDs	16th	2nd
Clayton Hatfield		
Field Goal Percentage	12th	1st
Scoring	25th	4th
Total Points Scored	23rd	3rd

NATIONAL RANKINGS

ASSOCIATED PRESS (Oct. 30)		
TEAM	RECORD	POINTS
1. Alabama (60)	8-0	1524
2. Michigan (1)	8-0	1435
3. Clemson	8-0	1401
4. Washington	8-0	1369
5. Louisville	7-1	1262
6. Ohio State	7-1	1207
7. Texas A&M	7-1	1150
8. Wisconsin	6-2	1122
9. Nebraska	7-1	951
10. Florida	6-1	929
11. Auburn	6-2	927
12. Oklahoma	6-2	835
13. Baylor	6-1	693
14. West Virginia	6-1	620
15. LSU	5-2	586
16. Utah	7-2	506
17. Western Michigan	8-0	481
18. North Carolina	6-2	423
19. Florida State	5-3	409
20. Penn State	6-3	390
21. Colorado	6-2	375
22. Oklahoma State	6-3	355
23. Virginia Tech	6-2	345
24. Boise State	7-1	203
25. Washington State	6-2	139

OPPONENTS RECEIVING VOTES: None

AMWAY COACHES POLL (Oct. 30)

TEAM	RECORD	POINTS
1. Alabama (63)	8-0	1599
2. Michigan	8-0	1492
3. Clemson (1)	8-0	1488
4. Washington	8-0	1434
5. Louisville	7-1	1322
6. Ohio State	7-1	1269
7. Texas A&M	7-1	1207
8. Wisconsin	6-2	1147
9. Florida	6-1	1039
10. Nebraska	7-1	963
11. Oklahoma	6-2	907
12. Auburn	6-2	896
13. Baylor	6-1	810
14. LSU	5-2	652
15. West Virginia	6-1	642
16. Utah	7-2	523
17. North Carolina	6-2	500
18. Western Michigan	8-0	448
19. Florida State	5-3	432
20. Colorado	6-2	394
21. Virginia Tech	6-2	335
22. Oklahoma State	6-2	298
23. Penn State	6-2	296
24. Boise State	7-1	266
25. Washington State	6-2	146

OPPONENTS RECEIVING VOTES: Louisiana Tech (1)

COLLEGE FOOTBALL PLAYOFF

TEAM	RECORD
<i>Debuts Nov. 1</i>	

RED RAIDERS IN NATIONAL RANKINGS

WEEK	AP	COACHES	CFP
Preseason	NR	NR	--
Week 2 (9/6)	NR	NR	--
Week 3 (9/11)	NR	NR	--
Week 4 (9/18)	NR	NR	--
Week 5 (9/25)	NR	NR	--
Week 6 (10/2)	NR	RV	--
Week 7 (10/10)	NR	NR	--
Week 8 (10/16)	NR	NR	--
Week 9 (10/23)	NR	NR	--
Week 10 (10/30)	NR	NR	
Week 11 (11/6)			
Week 12 (11/13)			
Week 13 (11/20)			
Week 14 (11/27)			
Week 15 (12/4)			

THE LAST TIME TEXAS TECH WAS...

Ranked in AP Poll	Nov. 3, 2013 (No. 25)
Ranked in Coaches' Poll	Nov. 3, 2013 (No. 23)
Received Votes in the AP Poll	Oct. 18, 2015 (RV)
Received Votes in the Coaches' Poll	Oct. 2, 2016 (RV)

MISCELLANEOUS RECORDS:

Highest Ranking (AP)	No. 2 (Nov. 2-16, 2008)
Highest Ranking (Coaches)	No. 2 (Nov. 9-16, 2008)
Highest Final Ranking (AP)	No. 11 (1938, 1973)
Highest Ranking (Coaches)	No. 11 (1973)
Consecutive Weeks Ranked (AP)	20 (2004-06)
Consecutive Weeks Ranked (Coaches)	25 (2004-06)



MAHOMES IN RECORD BOOK

CAREER YARDAGE LEADERS

1. Graham Harrell (2005-08)	15,793
2. Kliff Kingsbury (1999-02)	12,429
3. Patrick Mahomes II (2014-)	9,719
4. Seth Doege (2009-12)	8,646
5. Robert Hall (1990-93)	7,908
6. Taylor Potts (2007-10)	7,835
7. Zebbie Lethridge (1994-97)	6,789
8. Billy Joe Tolliver (1985-88)	6,756
9. B.J. Symons (2000-03)	6,378
10. Davis Webb (2013-14)	5,257

CAREER TOUCHDOWN LEADERS

1. Graham Harrell (2005-2008)	134
2. Kliff Kingsbury (1999-02)	95
3. Patrick Mahomes II (2014-)	80
4. Seth Doege (2009-12)	69
5. Taylor Potts (2007-10)	62
6. B.J. Symons (2000-03)	59
7. Robert Hall (1990-93)	48
8. Davis Webb (2013-14)	44
9. Zebbie Lethridge (1994-97)	42
10. Billy Joe Tolliver (1985-88)	38

CAREER COMPLETION LEADERS

1. Graham Harrell (2005-08)	1,403
2. Kliff Kingsbury (1999-02)	1,231
3. Seth Doege (2009-12)	819
4. Patrick Mahomes II (2014-)	739
5. Taylor Potts (2007-10)	733
6. B.J. Symons (2000-03)	554
7. Robert Hall (1990-93)	548
8. Zebbie Lethridge (1994-97)	519
9. Billy Joe Tolliver (1985-88)	493
10. Sonny Cumbie (2001-04)	461

CAREER TOTAL OFFENSE LEADERS

1. Graham Harrell (2005-08)	15,611
2. Kliff Kingsbury (1999-01)	12,263
3. Patrick Mahomes II (2014-)	10,555
4. Seth Doege (2009-12)	8,700
5. Robert Hall (1990-93)	8,489
6. Zebbie Lethridge (1994-97)	7,690
7. Taylor Potts (2007-10)	7,653
8. B.J. Symons (2000-03)	6,586
9. Billy Joe Tolliver (1985-88)	6,475
10. Ron Reeves (1978-81)	5,544

CAREER TOUCHDOWNS RESPONSIBLE FOR

1. Graham Harrell (2005-08)	146
2. Kliff Kingsbury (1999-02)	100
3. Patrick Mahomes II (2014-)	100
4. Seth Doege (2009-12)	75
5. Zebbie Lethridge (1994-97)	71
6. Taurean Henderson (2002-05)	69
7. Taylor Potts (2007-10)	66
8. B.J. Symons (2000-03)	61



PATRICK MAHOMES II

Through eight games this season, **Patrick Mahomes II** has continued to be recognized as one of college football's top quarterbacks. The junior enters Saturday's game against Texas as the nation's leader in passing yards (3,519), passing yards per game (439.9) as well as total offense per game (471.3) after leading a Red Raider offense that is already averaging 47.4 points per game.

Most impressively, Mahomes has recorded big numbers despite coming out early in the second half of Texas Tech's season-opening win over Stephen F. Austin as well as its Big 12 opener against Kansas. His big play ability hasn't been just felt through the air, though, as he also ranks second nationally in points responsible for per game (28.5) thanks in part to his 10 rushing touchdowns to go along with his 28 passing touchdowns.

Mahomes has recorded over 300 passing yards in six of eight games this season with the lone exceptions coming against Kansas and TCU. Through 25 games as Texas Tech's starting quarterback, Mahomes has now thrown for at least 300 yards 19 times, including 10 times with 400 or more yards. He has gone for over 500 yards four times during his career as well, three times of which that have come this season.

Mahomes returned for his junior season after emerging as one of the nation's top quarterbacks in 2015. In his first full season as a starter, Mahomes threw for 4,653 yards and 36 touchdowns while adding another 456 yards and 10 touchdowns on the ground. He is the youngest player in NCAA FBS history to record 5,000 yards of total offense and just the 13th signal caller all-time to reach the mark.

CHASING SYMONS

Mahomes will spend the remainder of the 2016 season chasing B.J. Symons school, Big 12 Conference and NCAA FBS record of 5,833 passing yards from the 2003 season. Through eight games this season, Mahomes is just behind Symons' pace from the 2003 season as he has 3,519 yards after averaging 439.9 per game thus far. Symons, meanwhile averaged 489.2 yards per game and had totaled 3,914 yards at the same point in his historic 2003 campaign.

MAHOMES SNAPS NCAA TOTAL OFFENSE RECORD

Mahomes put his name in the NCAA record book against Oklahoma as the junior completed 52-of-88 passes for 734 yards and five touchdowns while also rushing for two more on 12 carries and 85 yards. His 819 yards of total offense easily broke the NCAA FBS single-game record of 751 that was set by Washington State's Connor Halliday in 2014. Mahomes also matched Halliday's FBS record with 734 passing yards. Mahomes, who set a new career high with seven total touchdowns and notched a new Texas Tech and Big 12 record with 88 attempts, was named the Big 12 Co-Player of the Week, his second weekly award this year.

MAHOMES IN NATIONAL RANKINGS

(Through Week Nine)

Category	NCAA Rank	Big 12 Rank
Passing Yards	1st	1st
Passing Yards/Game	1st	1st
Total Offense/Game	1st	1st
Points Responsible For	2nd	1st
Points Responsible/Game	2nd	1st
Completions/Game	2nd	1st
Passing TDs	3rd	1st
Passing Efficiency	9th	2nd
Completion Percentage	12th	2nd
Yards per Pass Attempt	13th	2nd
Rushing TDs	16th	1st

COMPARING MAHOMES TO SYMONS

(All-Time Results through Eight Games)

Player	Year	Yards
Patrick Mahomes II (2016)	3,519	439.9
B.J. Symons (2003)	3,914	489.2

(All-Time Results through Nine Games)

Player	Year	Yards
Patrick Mahomes II (2016)	--	--
B.J. Symons (2003)	4,313	479.2

COMPARING THE TOP QUARTERBACKS IN TEXAS TECH HISTORY

(First 25 Career Starts; Includes Starts Only)

Through the first 25 starts of his young career, Patrick Mahomes II has torched opposing defenses, amassing over 7,000 yards of passing to put himself already in mention among the top quarterbacks in Texas Tech history.

Mahomes enters his senior season already ranked among the top 10 career passers in school history and could potentially move into the top three by the end of the year, joining the likes of Graham Harrell (2006-08) as well as his head coach, Kliff Kingsbury (1992-02).



KLIFF KINGSBURY

1999-2002



GRAHAM HARRELL

2006-08



PATRICK MAHOMES II

2014-Present

	Comp-Att.	734-1,126	Comp-Att.	833-1,189	Comp-Att.	699-1,090
Percentage		65%	Percentage	70%	Percentage	64%
Yards		7173	Yards	9433	Yards	9,295
Touchdowns		49	Touchdowns	81	Touchdowns	77
Interceptions		26	Interceptions	23	Interceptions	23



MAHOMES HAS THREE 500-YARD OUTINGS THIS YEAR

Mahomes' performance against Oklahoma marked the third time already this season where the junior has thrown for over 500 yards as he previously finished 38-of-53 for 540 yards and five touchdowns at Arizona State and then added 504 yards and five total touchdowns at Kansas State. He is just the sixth player dating back to 2000 to throw for 500 yards three times in a season. Houston signal caller Case Keenum (2009) and former Red Raider B.J. Symons (2003) lead the group with four games of over 500 yards.

CAREER RUSHING TDs AMONG TECH QBs

(All-Time Leaders)

Player	Year	Yards
1. Zebbie Lethridge	1994-97	27
2. Patrick Mahomes II	2014-	20
3. Ron Reeves	1978-81	18
4. Robert Hall	1990-93	17
5. Rodney Allison	1975-77	16

MAHOMES NEEDS ONE TOUCHDOWN TO PASS KINGSBURY

Mahomes needs to account for just one more touchdowns to pass his head coach Kliff Kingsbury for second all-time in program history. Mahomes is responsible for 100 touchdowns during his career, which is equal to Kingsbury's total from the 1999-02 seasons.

MAHOMES AMONG TEXAS TECH RUSHING QBs

Mahomes' 15-yard scamper into the endzone in the first overtime against TCU marked the 20th rushing touchdown of his career. Mahomes enters Saturday's game in sole possession of second place all-tiem among Tech quarterbacks after passing former Red Raider great Ron Reeves (1978-81) against Oklahoma. Zebbie Lethridge leads all Texas Tech quarterbacks with 27 rushing touchdowns from 1994-97. Mahomes, who entered the Oklahoma game tied with Robert Hall (1990-93) for third all-time, has recorded less than 100 carries fewer than both Hall and Reeves and less than 200 attempts than Lethridge.

MAHOMES GIVES UP BASEBALL, CONCENTRATES SOLELY ON FOOTBALL

Not long after the Texas Tech completed the 2015 season, Patrick Mahomes II made an important decision. The quarterback who emerged as one of the best in college football was going to give up a sport he loved - baseball. Mahomes, who previously was a member of the Tech baseball program following his 2014 true freshman campaign, concentrated solely on football this past spring, a move that was credited by head coach Kliff Kingsbury as furthering Mahomes' development entering the 2016 season.

MAHOMES, KINGSBURY APPEAR ON DCTF COVER

Patrick Mahomes II and head coach Kliff Kingsbury were both featured this summer on the cover of Dave Campbell's Texas Football magazine, marking Texas Tech's first appearance on the cover since 2008.



WHAT THEY ARE SAYING...

"He's a freak of nature, built like a linebacker and breaks the mold of Texas Tech quarterbacks, who have posted huge passing without Mahomes' dynamic athletic ability."

- Mitch Sherman, ESPN.com

"Maybe the best-kept secret in college football, Mahomes is on the precipice of becoming the game's next big star."

- Jake Trotter, ESPN.com

"From what my eyes have seen the last couple years, especially last season, Patrick Mahomes is rare stuff. I think he's the most physically gifted quarterback going into (the 2016 season)."

- Brock Huard, ESPN

"Patrick Mahomes is a unique talent. Can't wait to see how he continues to develop at Tech this fall."

- Bruce Feldman, FOX Sports (via Twitter)

"He's got the potential to be the best Texas Tech quarterback maybe ever. It's because of him that I think Texas Tech is going to exceed expectations."

- Joel Klatt, FOX Sports

"He's as good of a quarterback as there is in this league, maybe arguably in the country."

- Mike Gundy, Oklahoma State head coach

"He's a magician. You can tell your kids, but over and over on film you see it. Someone has him dead to rights for a sack and he does something to get away."

- Clint Bowen, Kansas defensive coordinator

MAHOMES BY THE NUMBERS

2,351

Passing yards for Mahomes during the first half of games this season. This number alone ranks 19th nationally among FBS quarterbacks.

819

Total yards Mahomes accumulated against Oklahoma, which easily broke the NCAA FBS record.

593


Number of passing yards that separate Mahomes and the nation's second-leading passer, Washington State's Luke Falk.

38

Number of touchdowns Mahomes is responsible for this season, which ranks second nationally. He has 28 passing touchdowns and 10 rushing touchdowns.

1

Total touchdowns Mahomes needs to pass head coach Kliff Kingsbury for second place on the Texas Tech career touchdowns responsible for list.





KINGSBURY FILE

Hometown _____ New Braunfels, Texas
 High School _____ New Braunfels '98
 College _____ Texas Tech '01
 Family _____ Tim & Sally Kingsbury (parents)
 _____ Klint Kingsbury (brother)

COACHING HISTORY

2008-09: Houston Offensive Quality Control
 2010: Houston Assistant Coach (quarterbacks)
 2011: Houston Co-Offensive Coordinator (quarterbacks)
 2012: Texas A&M Offensive Coordinator (quarterbacks)
 2013-Present: Texas Tech Head Coach

POSTSEASON EXPERIENCE

2008 _____ Bell Helicopter Armed Forces Bowl
 2009 _____ Bell Helicopter Armed Forces Bowl
 2013 _____ National University Holiday Bowl
 2015 _____ AdvoCare V100 Texas Bowl

RECORD AGAINST OPPONENTS

<i>Arizona State</i>	1-1
Arkansas	1-1
<i>Baylor</i>	0-3
Central Arkansas	1-0
<i>Iowa State</i>	3-0
<i>Kansas</i>	4-0
<i>Kansas State</i>	1-3
<i>Louisiana Tech</i>	1-0
LSU	0-1
<i>Oklahoma</i>	0-4
<i>Oklahoma State</i>	0-3
Sam Houston State	1-0
SMU	1-0
<i>Stephen F. Austin</i>	2-0
<i>TCU</i>	2-2
<i>Texas</i>	1-2
Texas State	1-0
UTEP	2-0
<i>West Virginia</i>	1-3

Bold represents 2016 opponent.

RECORD AGAINST CONFERENCES

American	1-0
Big 12	12-20
FCS Opponents	4-0
Pac-12	1-1
Conference USA	3-0
Southland	3-0
Sun Belt	1-0
Southeastern (SEC)	1-1

PLAYING EXPERIENCE

1994-97 _____ New Braunfels High School
 1999-02 _____ Texas Tech
 2003-04 _____ New England Patriots
 2004-05 _____ New Orleans Saints
 2005 _____ Denver Broncos / New York Jets
 2006 _____ Buffalo Bills / Cologne Centurions (NFL Europe)
 2007 _____ Winnipeg Blue Bombers/Montreal Alouettes (CFL)
 2008 _____ Team Texas (All-American Football League)



HEAD COACH KLIFF KINGSBURY

Kliff Kingsbury (@TTUKingsbury), the architect of one of the nation's most high-powered offenses, is in his fourth season as head coach at Texas Tech. The 15th head coach in program history, Kingsbury was tabbed to lead his alma mater on Dec. 12, 2012.

Under his watch, the Red Raiders have boasted an explosive offense that has annually ranked among the top units in the country. Tech has made two bowl appearances under Kingsbury, who currently has a 23-23 overall record.

Tech concluded the 2015 season ranked second nationally in total offense, marking the sixth-straight season where a Kingsbury-led offense finished 11th or higher in the category dating back to his time at both Houston and Texas A&M. Tech ranked second in the country for both scoring offense and passing offense in 2015 as well.

The Red Raiders averaged a school record 45.1 points per game in 2015 after scoring at least 25 points in all 13 games. Tech was one of just two schools nationally and the only team in a power-five conference to score 25 or more points in every game of the 2015 season.

OFFENSES UNDER KINGSBURY

Since earning his first coordinator position at Houston in 2010, Kliff Kingsbury has annually produced one of the nation's top offenses. A two-time National Offensive Coordinator of the Year honoree, Kingsbury has produced an offense that has ranked 11th or better nationally in each of the past five seasons. Here is a listing of where Kingsbury's offenses have ranked in the NCAA since 2010:

SCHOOL (YEAR)	TOTAL OFFENSE	SCORING OFFENSE	PASSING OFFENSE	RUSHING OFFENSE
Houston (2010)	11th	13th	5th	61st
Houston (2011)	1st	1st	1st	68th
Texas A&M (2012)	3rd	4th	14th	11th
Texas Tech (2013)	8th	23rd	2nd	111th
Texas Tech (2014)	10th	52nd	5th	80th
Texas Tech (2015)	2nd	2nd	2nd	40th
Texas Tech (2016)	2nd	2nd	1st	125th

QUARTERBACKS UNDER KINGSBURY

YEAR	PLAYER	COMP	ATT	PCT.	YARDS	TD	INT	RATE	HEISMAN
2008	Case Keenum (Hou.)	397	589	67.4	5,020	44	11	159.9	N/A
2009	Case Keenum (Hou.)	492*	700*	70.3	5,671*	44*	15	154.8	N/A
2010	David Piland (Hou.)+	201	345	58.3	2,641	24	14	137.4	N/A
2011	Case Keenum (Hou.)	428*	603*	71.0	5,631*	48*	5	174.0	7th
2012	Johnny Manziel (TAMU)^	295	434	68.0	3,706	26	9	155.3	1st
2013	Davis Webb (TTU)	226	361	62.6	2,718	20	9	139.1	N/A
2013	Baker Mayfield (TTU)	218	340	64.1	2,315	12	9	127.7	N/A
2014	Davis Webb (TTU)	211	345	61.2	2,539	24	13	138.4	N/A
2014	Patrick Mahomes II (TTU)	105	185	56.8	1,547	16	4	151.2	N/A
2015	Patrick Mahomes II (TTU)	336	517	56.0	4,283	32	14	149.6	N/A
2016	Patrick Mahomes II (TTU)	270	399	67.7	3,519	28	7	161.4	--

+ -- David Piland was the backup to Case Keenum, whose 2010 season was cut short by injury.

^ -- Johnny Manziel also rushed for 1,410 yards and 21 TDs on his way to claiming the 2012 Heisman Trophy.

* -- Indicates player led the nation in that category.

TEXAS TECH COACHING STAFF



DAVID GIBBS
Defensive Coordinator
Field



ERIC MORRIS
Offensive Coordinator
Press Box




DESHAUN FOSTER
Running Backs
Field



LEE HAYS
Offensive Line
Field




EMMETT JONES
Outside Receivers
Field



KEVIN PATRICK
Defensive Line
Field



JOE ROBINSON
Special Teams
Field



KARL SCOTT
Cornerbacks
Field



ZAC SPAVITAL
Linebackers
Press Box



JONES AT&T STADIUM

JONES AT&T STADIUM, home of Red Raider football since Nov. 29, 1947, is arguably one of the most electric gameday atmospheres in all of college football. Armed with 60,000-plus rabid fans, Dave Curtis of The Sporting News proclaimed in May of 2010 that Jones AT&T Stadium was the best home field advantage in all of college football.

The stadium's majestic beauty on the outside is the perfect facade for a rowdy and terrific game day experience that lies within its walls. Prior to the 2013 season, the experience of watching Red Raider football reached another level with the addition of a high-definition video board that spans 38 X 100 feet in size on a five-tier structure. The stadium added another element for the 2016 season with the construction of a new premium area on the north end of the stadium. Texas Tech has invested more than \$135 millions into Jones AT&T Stadium since 2003 alone with four major renovations, making the facility of the best on-campus football stadiums in the country.

The stadium was officially renamed from Jones Stadium to Jones SBC Stadium in 2000 following major corporate gifts (in excess of \$25 million) from SBC Communications (now AT&T). The stadium was renamed again in 2006 to Jones AT&T Stadium after SBC Communications formally changed its name to AT&T. The "Jones" in Jones AT&T Stadium comes from former Texas Tech president Clifford B. Jones and his wife Aubrey. The stadium was named in their honor upon its opening in 1947.

TOP 20 ATTENDANCE MARKS

Attend	Game	Season
61,836	Tech vs. Oklahoma State	2013
61,283	Tech vs. Oklahoma State	2015
60,997	Tech vs. Texas State	2013
60,961	Tech vs. Texas	2014
60,879	Tech vs. Texas	2012
60,800	Tech vs. Oklahoma	2012
60,778	Tech vs. Central Arkansas	2014
60,478	Tech vs. Oklahoma	2016
60,454	Tech vs. Texas	2010
60,454	Tech vs. Oklahoma State	2010
60,277	Tech vs. Arkansas	2014
60,097	Tech vs. Stephen F. Austin	2016
60,073	Tech vs. Sam Houston State	2015
59,260	Tech vs. Iowa State	2011
59,014	Tech vs. Oklahoma	2014
58,955	Tech vs. New Mexico	2012
58,702	Tech vs. TCU	2013
58,502	Tech vs. West Virginia	2014
58,416	Tech vs. Texas A&M	2011
57,733	Tech vs. Texas A&M	2009

SINGLE-GAME RECORDS

Most Points: 120 vs. Wayland (1925)
Most Points (Since 1950): 80 vs. Sam Houston State (2005)
Most Opponent Points: 70 vs. Oklahoma State (2015)
Most Combined Points: 125 (OU 66, Tech 59, 2016)
Most Combined Points (Since 1950): 125 (OU 66, Tech 59, 2016)
Largest Margin of Victory: 120 (Tech vs. Wayland – 1925)
Largest Margin of Victory (Since 1950):
 71-0, vs. New Mexico A&M (1953)

GAME/SEASON RECORDS

Most Home Games, Season: 9 games (1932)
Most Home Games, Season (Since 1950): 8 (1994, 2000)
Most Home Wins, Season: 7 games (1965, 2005, 2008)
Most Home Losses, Season: 5 games (1944, 1950)
Most Home Losses, Season (Since 1950): 4 games (1952, 1957, 1962, 1966, 1981, 1982, 1984, 1990, 2011)
Most Home Ties, Season: 2 (1925)
Most Home Ties, Season (Since 1950): 1 game (1954, 1956, 1968, 1979, 1981, 1983)
Undefeated Home Seasons: 14 (Last: 2008)
Longest Home Winning Streak: 13 (1939-42); before Jones AT&T Stadium
Longest Home Losing Streak: 6 (1943-44)
Most Points, Season: 367 (2005)
Fewest Points, Season: 20 (1928)

MISCELLANEOUS RECORDS

All-Time Home Record: 342-167-13
All-Time Jones AT&T Stadium Record (since 1947): 255-137-6
Last Tie Game: vs. TCU, 10-10 (1983)

MISCELLANEOUS STATISTICS

AVERAGE HOME ATTENDANCE RECORD:
 58,934 – 2014 (6 games)

AVERAGE HOME STUDENT ATTENDANCE RECORD:
 11,249 – 2013 (6 games)

STADIUM RECORD ATTENDANCE:
 61,836 – Texas Tech vs. #12 Oklahoma State (Nov. 2, 2013)

FIRST GAME AT JONES AT&T STADIUM:

Nov. 29, 1947 – Texas Tech vs. Hardin-Simmons

FIRST GAME ON ARTIFICIAL TURF:

Sept. 12, 1970 – Texas Tech vs. Tulane

FIRST GAME ON FIELDTURF:

Sept. 2, 2006 – Texas Tech vs. SMU

TEXAS TECH ALL-TIME HOME RECORD (SINCE 1925):

In 91 seasons of football at Texas Tech, the Red Raiders are 340-165-13 all-time in home games.

TEXAS TECH AT JONES AT&T STADIUM (SINCE 1947):

In 68 seasons at The Jones, Texas Tech is 253-135-6 at home.

STADIUM RECORD ATTENDANCE FOR A SEASON OPENER:

60,778 – Texas Tech vs. Central Arkansas (Aug. 30, 2014)

STADIUM RECORD FOR STUDENT ATTENDANCE:

16,092 – Texas Tech vs. #24 TCU (Sept. 12, 2013)

STADIUM RECORD FOR STUDENT ATTENDANCE - SEASON OPENER

15,142 – Texas Tech vs. Central Arkansas (Aug. 30, 2014)

HOME WINNING STREAK AT JONES AT&T STADIUM:

12 – Began with 34-27 win over Oklahoma on Nov. 17, 2007, through 52-30 loss to Texas A&M on Oct. 24, 2009

WINNING SEASONS:

55 – Winning or non-losing seasons in 67 years at Jones AT&T Stadium. The last team to go undefeated at home was the 2008 squad with a record of 7-0.



TEXAS TECH at TEXAS

Nov. 26, 2015 | Darrell K. Royal Texas Memorial Stadium | 6:30 p.m. CT | FOX Sports 1

AUSTIN, Texas (AP) - DeAndre Washington ran for 173 yards and two touchdowns and Texas Tech overcame a breakout performance from Texas freshman tailback Chris Warren III as the Red Raiders beat the Longhorns 48-45 Thursday night for their first road win in the rivalry since 1997.

Warren set a Texas freshman record with 268 yards rushing and scored four touchdowns as Texas rallied from 10 points down in the third quarter to take the lead. Texas Tech then got fourth-quarter touchdown runs by Justin Stockton and Jakeem Grant.

Texas Tech (7-5, 4-5 Big 12) rolled up 665 total yards for its first win in Austin since 1997. The teams combined for nine touchdowns in the second half.

Washington ran for 173 yards and two touchdowns and Texas Tech overcame a breakout performance from Longhorns freshman tailback Chris Warren III. Washington has 1,455 yards this season in an offense that also has a 4,000-yard passer in quarterback Patrick Mahomes.

Washington had to do everything he could to match Warren, who set a Texas freshman record with 276 yards rushing and scored four touchdowns as Texas rallied from 10 points down in the third quarter to take the lead. Texas Tech then got fourth-quarter touchdown runs by Justin Stockton and Jakeem Grant.

Mahomes passed for 372 yards and a touchdown for Texas Tech, which hadn't beaten Texas since 2008. Mahomes set up Stockton's go-ahead touchdown with a 40-yard pass to Grant to the Texas 1.

Even with Mahomes and Washington moving the ball, Texas Tech's defense couldn't do anything to stop Warren, who scored on runs of 91, 23, 21 and 8 yards. The 91-yarder in the second quarter was the fourth longest in Texas school history.

Warren kept Washington and slicing through one of the worst rush defenses in the country to keep Texas in the game. His last touchdown gave Texas a final chance, but Texas Tech recovered an onside kick with two minutes left and picked up a key first down on a run by Mahomes before running out the clock.

With Warren and Swoopes pounding away at the Red Raider's defense, Mahomes' big pass to Grant to set up Stockton's touchdown that gave the Red Raiders the room they needed late.

Then the defense finally made the kind of key stop that had been missing so many times this season.

Leading 41-38, the Red Raiders forced an incomplete pass on fourth down. With the ball at the Texas 40, Grant crouched low to Mahomes just behind the offensive line and was barely visible to Texas defenders when he took the handoff.

A quick move bounced Grant to the outside on his open scamper to the end zone. Grant said the play was called "Hook'em" and was just put in this week. Grant finished with 147 total yards.

DKR - Texas Memorial Stadium (94,299) November 26, 2015					
SCORE BY QUARTERS	1	2	3	4	FINAL
Texas Tech	0	17	10	21	48
Texas	0	10	14	21	45

3rd	07:58	TTU	Washington, De. 2 yd run (Hatfield, C. kick)	12-91 / 3:34
	05:47	UT	Warren III, C. 21 yd run (Rose, Nick kick)	2-28 / 0:32
	02:55	TTU	Hatfield, C. 38 yd field goal	6-49 / 2:45
	01:36	UT	Warren III, C. 23 yd run (Rose, Nick kick)	4-40 / 1:08
4th	14:29	TTU	Washington, De. 16 yd run (Hatfield, C. kick)	7-75 / 2:07
	11:10	UT	Swoopes, Tyrone 1 yd run (Rose, Nick kick)	8-77 / 3:19
	07:54	UT	Swoopes, Tyrone 46 yd run (Rose, Nick kick)	4-69 / 1:13
	06:18	TTU	Stockton, J. 1 yd run (Hatfield, C. kick)	6-75 / 1:36
	02:41	TTU	Grant, Jakeem 40 yd run (Hatfield, C. kick)	1-40 / 0:10
	02:06	UT	Warren III, C. 8 yd run (Rose, Nick kick)	2-24 / 0:24

RUSHING: Texas Tech - Washington, De. 28-173; Mahomes, P. 16-70; Grant, Jakeem 2-42; Stockton, J. 3-13; TEAM 2-minus 5. Texas - Warren III, C. 25-276; Swoopes, Tyrone 15-98; Johnson, Kirk 3-32; Heard, Jerrod 4-minus 1; Burt, John 1-minus 2.

PASSING: Texas Tech - Mahomes, P. 22-39-1-372. Texas - Swoopes, Tyrone 9-18-1-52; Heard, Jerrod 2-5-0-12.

RECEIVING: Texas Tech - Sadler, Ian 6-108; Lauderdale, D. 4-84; Davis, Reginald 4-25; Grant, Jakeem 2-105; Giles, Jonathan 2-22; Stockton, J. 2-16; Washington, De. 1-14; Pearson, Brad 1-minus 2. Texas - Burt, John 4-23; Warren III, C. 2-12; Johnson, Marcus 1-9; Bluiett, Caleb 1-8; De La Torre, Al 1-6; Heard, Jerrod 1-3; Johnson, Daje 1-3.

INTERCEPTIONS: Texas Tech - Bethel, Nigel 1-0. Texas - Haines, Dylan 1-16.

TACKLES (UA-A): Texas Tech - Hinton, D'Vonta 5-3; Jenkins, Malik 4-4; Awe, Micah 4-3; Robertson, Pete 3-4; Johnson, Jah. 5-0; Gaines, J.J. 4-1; Bethel, Nigel 3-2; Alston, Deme. 2-3; Nelson, Justis 3-1; Fehoko, Breiden 1-2. Texas - Hughes, Naashon 7-3; Bonney, John 6-3; Cole, Timothy 6-2; Wheeler, Anthon 6-2; Hill, Holton 4-4; Davis, Davante 4-0; Boyette Jr., Pa 4-0; Hall, Jason 1-3.

TEAM STATISTICS	TTU	UT
FIRST DOWNS.....	28	19
RUSHES-YARDS (NET).....	51-293	48-403
PASSING YDS (NET).....	372	64
Passes Att-Comp-Int.....	39-22-1	23-11-1
TOTAL OFFENSE PLAYS-YARDS.....	90-665	71-467
Fumble Returns-Yards.....	0-0	1-8
Punt Returns-Yards.....	0-0	4-46
Kickoff Returns-Yards.....	2-60	5-148
Interception Returns-Yards.....	1-0	1-16
Punts (Number-Avg).....	6-38.5	8-41.9
Fumbles-Lost.....	3-3	1-1
Penalties-Yards.....	6-70	8-64
Possession Time.....	30:10	29:50
Third-Down Conversions.....	4 of 13	4 of 14
Fourth-Down Conversions.....	0 of 1	0 of 1
Red-Zone Scores-Chances.....	5-5	3-3
Sacks By: Number-Yards.....	4-26	4-20

SCORING SUMMARY

QTR	Time	Team	Scoring Play	Drive / Time
2nd	14:56	UT	Rose, Nick 32 yd field goal	5-27 / 2:14
	14:28	TTU	Grant, Jakeem 65 yd pass from Mahomes, P. (Hatfield, C. kick)	2-65 / 0:28
	08:25	TTU	Hatfield, C. 51 yd field goal	7-29 / 2:22
	05:59	UT	Warren III, C. 91 yd run (Rose, Nick kick)	1-91 / 0:16
	01:48	TTU	Mahomes, P. 1 yd run (Hatfield, C. kick)	5-34 / 1:20



DEPTH CHART

OFFENSE

LT 65 Baylen Brown _____ 6-5 ____ 305 ____ Sr-3L _____ San Antonio, Texas
58 Madison Akamnonu ____ 6-5 ____ 310 ____ Fr-RS _____ Arlington, Texas

LG 72 Jack Reichel _____ 6-5 ____ 290 ____ So-TR _____ Sacramento, Calif.
74 Cole Collier _____ 6-1 ____ 300 ____ So-1L _____ Prosper, Texas

C 51 Tony Morales _____ 6-3 ____ 295 ____ Sr-1L _____ Arlington, Texas

RG 73 Justin Murphy _____ 6-6 ____ 310 ____ So-1L _____ Belton, Texas
76 Paul Stawarz _____ 6-5 ____ 295 ____ So-RS _____ Glen Ellyn, Ill.

RT 78 Terence Steele _____ 6-6 ____ 300 ____ Fr-RS _____ Cibolo, Texas
64 Ethan Smith _____ 6-6 ____ 275 ____ So-1L _____ Humble, Texas

QB 5 Patrick Mahomes II ____ 6-3 ____ 230 ____ Jr-2L _____ Whitehouse, Texas
16 Nic Shimonek _____ 6-3 ____ 220 ____ Jr-1L _____ Corsicana, Texas

RB 4 Justin Stockton _____ 5-10 ____ 200 ____ Jr-2L _____ Cibolo, Texas
23 Quinton White _____ 5-7 ____ 215 ____ Sr-3L _____ College Station, Texas

X 6 Devin Lauderdale _____ 5-10 ____ 176 ____ Sr-2L _____ Houston, Texas
-or- 11 Derrick Willies _____ 6-3 ____ 215 ____ Jr-TR _____ San Bernardino, Calif.

H 13 Cameron Batson _____ 5-9 ____ 175 ____ Jr-2L _____ Oklahoma City, Okla.
-or- 20 Keke Coutee _____ 5-11 ____ 175 ____ So-1L _____ Lufkin, Texas

Y 12 Ian Sadler _____ 5-11 ____ 195 ____ Jr-2L _____ Argyle, Texas
-or- 9 Jonathan Giles _____ 5-11 ____ 185 ____ So-1L _____ Missouri City, Texas

Z 2 Reginald Davis III _____ 6-0 ____ 185 ____ Sr-3L _____ Tenaha, Texas
-or- 14 Dylan Cantrell _____ 6-3 ____ 210 ____ Jr-2L _____ Whitehouse, Texas

SPECIAL TEAMS

LS 53 Kyle Heffron _____ 5-11 ____ 225 ____ Jr-SQ _____ San Antonio, Texas
-or- 35 Tyler Scalzi _____ 6-4 ____ 238 ____ Sr-3L _____ Flower Mound, Texas

PK 96 Clayton Hatfield _____ 5-10 ____ 170 ____ So-1L _____ Boerne, Texas
49 Michael Barden _____ 5-10 ____ 175 ____ So-1L _____ Austin, Texas

P 49 Michael Barden _____ 5-10 ____ 175 ____ So-1L _____ Austin, Texas
96 Clayton Hatfield _____ 5-10 ____ 170 ____ So-1L _____ Boerne, Texas

DEFENSE

END 13 Kolin Hill _____ 6-2 ____ 250 ____ So-TR _____ Schertz, Texas
-or- 12 Zach Barnes _____ 6-3 ____ 240 ____ Jr-2L _____ Loganville, Ga.

N 9 Ondre Pipkins _____ 6-3 ____ 325 ____ Sr-TR _____ Kansas City, Mo.
96 Broderick Washington ____ 6-3 ____ 305 ____ Fr-RS _____ Longview, Texas

T 4 Breiden Fehoko _____ 6-3 ____ 295 ____ So-1L _____ Honolulu, Haw.
99 Mychealon Thomas _____ 6-1 ____ 325 ____ Jr-TR _____ Dallas, Texas

RUSH 5 Gary Moore _____ 6-5 ____ 240 ____ Jr-2L _____ Clarksville, Texas
6 Kris Williams _____ 6-1 ____ 240 ____ Sr-2L _____ Dallas, Texas

WILL 34 D'Vonta Hinton _____ 5-9 ____ 225 ____ So-1L _____ Texas City, Texas
33 Brayden Stringer _____ 6-2 ____ 205 ____ Fr-HS _____ Cypress, Texas

MIKE 20 Jordyn Brooks _____ 6-1 ____ 235 ____ Fr-HS _____ Houston, Texas
10 Johnathan Picone ____ 6-1 ____ 220 ____ Fr-HS _____ Covington, La.

SAM 41 Malik Jenkins _____ 6-1 ____ 225 ____ Sr-3L _____ Ennis, Texas
37 Luke Stice _____ 6-0 ____ 230 ____ Sr-TR _____ Midland, Texas

LC 31 Justis Nelson _____ 6-2 ____ 180 ____ Sr-3L _____ Mesquite, Texas
-or- 28 Paul Banks III _____ 6-2 ____ 185 ____ Sr-1L _____ Houston, Texas

FS 7 Jah'Shawn Johnson ____ 5-10 ____ 180 ____ So-1L _____ Ennis, Texas

SS 15 Keenon Ward _____ 5-9 ____ 200 ____ Sr-3L _____ Snyder, Texas
24 Payton Hendrix _____ 6-2 ____ 210 ____ So-1L _____ Dallas, Texas

RC 3 D.J. Polite-Bray _____ 6-0 ____ 195 ____ Jr-2L _____ Lithonia, Ga.
17 Thierry Nguema _____ 5-10 ____ 175 ____ Sr-3L _____ Corona, Calif.

KO 96 Clayton Hatfield _____ 5-10 ____ 170 ____ So-1L _____ Boerne, Texas
49 Michael Barden _____ 5-10 ____ 175 ____ So-1L _____ Austin, Texas

KR 2 Reginald Davis III _____ 6-0 ____ 185 ____ Sr-3L _____ Tenaha, Texas
-or- 20 Keke Coutee _____ 5-11 ____ 175 ____ So-1L _____ Lufkin, Texas

PR 13 Cameron Batson _____ 5-9 ____ 175 ____ Jr-2L _____ Oklahoma City, Okla.
20 Keke Coutee _____ 5-11 ____ 175 ____ So-1L _____ Lufkin, Texas



KISEAN ALLEN

38

DB | 5-11 | 170 | So.-1L
Mesquite, Texas | Poteet H.S.

- ▶ **LAST GAME:** Recorded four tackles in road win at TCU which marked his fifth-straight start at safety.
- ▶ Previously recorded a career-high six tackles in each of the past three games.
- ▶ Played in primarily a reserve role or on special teams prior to earning first career start in Big 12 opener against Kansas.
- ▶ Ranks third on the team with four special teams tackles.

CAREER HIGHS

Tackles _____ 6, 3x, vs. Oklahoma (2016)*
Tackles For Loss _____ None
Sacks _____ None
Interceptions _____ None
Fumbles Forced _____ None
Fumbles Recovered _____ None
Quarterback Hurries _____ None
Pass Breakups _____ None

TACKLES	G	UA	A	Tot.	TFL	Yds	PD	FF	FR	Blkd	QBH
2015	5	0	0	0	0.0	0	0	0	0	0	0
2016	7	26	3	29	0.0	0	0	0	0	0	0
TOTAL	12	26	3	29	0.0	0	0	0	0	0	0



PAUL BANKS III

28

DB | 6-2 | 185 | Sr.-1L
Houston, Texas | Kashmere H.S.
Navarro J.C.


- ▶ **LAST GAME:** Recorded a pass breakup in road win at TCU.
- ▶ Made his first start of the season against West Virginia after sitting out the first four games of the 2016 campaign.
- ▶ Played in seven games during his first season as a Red Raider in 2015 where he had 15 tackles and two pass breakups.

CAREER HIGHS

Tackles _____ 5, vs. West Virginia (2016)*
Tackles For Loss _____ None
Sacks _____ None
Interceptions _____ None
Fumbles Forced _____ None
Fumbles Recovered _____ None
Quarterback Hurries _____ None
Pass Breakups _____ 1, 3x, at TCU (2016)*

* Indicates most recent high

TACKLES	G	UA	A	Tot.	TFL	Yds	PD	FF	FR	Blkd	QBH
2015	7	12	3	15	0.0	0	2	0	0	0	0
2016	4	10	1	11	0.0	0	3	0	0	0	0
TOTAL	11	22	4	26	0.0	0	5	0	0	0	0



MICHAEL BARDEN

49

PK | 5-10 | 175 | So.-1L
Austin, Texas | Westlake H.S.

- ▶ **LAST GAME:** Called on to punt four times against Oklahoma where he averaged 43.0 yards per punt (49 longest).
- ▶ Recorded just 22 punts this season, the fewest for a Big 12 punter so far this year.
- ▶ Inserted on kickoffs 19 times already this year, which has resulted in 15 touchbacks.
- ▶ In his first full season as Texas Tech's starting punter after seeing action in five games last year as either the place kicker or backup punter.

CAREER HIGHS

Points Scored _____ 10, vs. Sam Houston State (2015)
PAT's _____ 7, twice, UTEP (2015)*
Field Goals Made _____ 1, twice, vs. UTEP (2015)*
Field Goals Attempted _____ 1, twice, vs. UTEP (2015)*
Longest Field Goal _____ 32, vs. UTEP (2015)
Punt Attempts _____ 5, vs. Stephen F. Austin (2016)
Longest Punt _____ 62, vs. Kansas State (2016)

* Indicates most recent high

FIELD GOALS	G	Att	Made	Lg	Pct
2015	8	3	2	32	66.7
2016	6	0	0	0	0.0
TOTAL	15	3	2	32	66.7

PUNTING	G	No.	Yards	Lg	Avg
2015	8	16	717	62	44.8
2016	7	22	868	59	39.5
TOTAL	15	38	1585	62	41.7



ZACH BARNES

12

DL | 6-3 | 240 | Jr.-2L
Loganville, Ga. | Grayson H.S.

- ▶ **LAST GAME:** Finished with two tackles to help boost the Tech defensive line at TCU.
- ▶ Missed two games during non-conference play before returning against Kansas.
- ▶ Began the season with one tackle against Stephen F. Austin, which came on a sack in the third quarter. The sack also caused his first career forced fumble.

CAREER HIGHS

Tackles _____ 4, vs. Sam Houston State (2015)
Tackles For Loss _____ 1.0, vs. Stephen F. Austin (2016)
Sacks _____ 1.0, vs. Stephen F. Austin (2016)
Interceptions _____ None
Fumbles Forced _____ 1, vs. Stephen F. Austin (2016)
Fumbles Recovered _____ 1, at Kansas (2013)
Quarterback Hurries _____ None
Pass Breakups _____ None

TACKLES	G	UA	A	Tot.	TFL	Yds	PD	FF	FR	Blkd	QBH
2013	5	2	0	2	0.0	0	0	0	1	0	0
2015	7	5	4	9	0.5	1	0	0	0	0	0
2016	6	4	3	7	1.5	6	0	1	0	0	0
TOTAL	18	11	7	18	2.0	7	0	1	1	0	0

SACKS	G	UA	A	Total	Yds
2013	5	0	0	0.0	0
2015	7	0	1	0.5	1
2016	6	1	0	1.0	5
TOTAL	18	1	1	1.5	6



CAMERON BATSON

13

WR | 5-9 | 175 | Jr.-2L
Oklahoma City, Okla. | Milwood H.S.

- ▶ **LAST GAME:** Caught four passes for 26 yards against TCU and also returned a punt for 15 yards.
- ▶ Totaled at least 80 receiving yards three times this season - at Arizona State (148), vs. Kansas (88), vs. Oklahoma (99).
- ▶ Was one of two receivers nationally to catch a touchdown pass in each of the first five games of the season, joining Washington State's Gabe Marks.
- ▶ Ranks second on the team with 45 receptions and third with 479 receiving yards this season.
- ▶ His 137 yards on punt returns are already the most in a season during his career.
- ▶ Posted the first 100-yard receiving game of his career at Arizona State after catching nine passes for 148 yards.

CAREER HIGHS

Receptions _____ 9, twice, vs. Oklahoma (2016)*
Receiving Yards _____ 148, at Arizona State (2016)
Receiving Touchdowns _____ 1, 5x, vs. Kansas (2016)*
Long Reception _____ 66 yards, at Arizona State (2016)
All-Purpose Yards _____ 148, at Arizona State (2016)
Punt Returns _____ 4, 3x, vs. Stephen F. Austin (2016)*
Punt Return Yards _____ 75, vs. Stephen F. Austin (2016)
Long Punt Return _____ 33, vs. Stephen F. Austin (2016)
* Indicates most recent high

RECEIVING	G	Rec	Yds	TD	Lg	Rec/G	Avg/C	Avg/G
2014	12	9	41	0	12	0.8	4.6	3.4
2015	13	29	327	1	45	2.2	11.3	25.2
2016	8	45	479	6	66	5.6	10.6	59.9
TOTAL	33	83	847	7	66	2.5	10.2	25.7

PUNT RETURNS	G	No.	Yds	TD	Lg	Avg/R	Avg/G
2014	12	18	65	0	18	3.6	5.4
2015	13	13	81	0	14	6.2	6.2
2016	8	14	137	0	33	9.8	17.1
TOTAL	33	45	283	0	33	6.3	8.6

ALL PURPOSE	G	Rush	Rec	PR	KR	IR	Tot.	Avg/G
2014	12	0	41	65	0	0	106	8.8
2015	13	2	327	81	16	0	426	32.8
2016	8	0	479	137	11	0	627	78.4
TOTAL	33	2	847	283	27	0	1159	35.1



JORDYN BROOKS 20

LB | 6-1 | 235 | Fr.-HS
Houston, Texas | Stratford H.S.

- ▶ **LAST GAME:** Matched his career high with 10 tackles in strong defensive performance at TCU.
- ▶ Leads the Red Raiders with 53 tackles (38 solo) despite being in his first collegiate season.
- ▶ In addition, also leads all Big 12 freshmen in tackles so far this season.
- ▶ Started in each of Texas Tech's eight games this year.
- ▶ Best performance of the season came at Arizona State where he had 10 tackles, including two for a loss; only Red Raider to reach double digits in tackles this season.

CAREER HIGHS

Tackles _____ 10, twice, at TCU (2016)*
Tackles For Loss _____ 2.0, at Arizona State (2016)
Sacks _____ None
Interceptions _____ None
Fumbles Forced _____ None
Fumbles Recovered _____ None
Quarterback Hurries _____ 1, vs. Kansas (2016)
Pass Breakups _____ 1, twice, vs. Kansas (2016)*
* Indicates most recent high

TACKLES	G	UA	A	Tot.	TFL	Yds	PD	FF	FR	Blkd	QBH
2016	8	38	15	53	3.0	3	2	0	0	0	1



TONY BROWN 8


WR | 6-1 | 195 | So.-1L
La Mirada, Calif. | La Mirada H.S.

- ▶ **LAST GAME:** Caught two passes for 18 yards while making his first start of the season at TCU.
- ▶ Enters his second season as a Red Raider after catching 14 passes for 250 yards and a touchdown as a true freshman.

CAREER HIGHS

Touchdowns _____ 1, vs. Baylor (2015)
Receptions _____ 5, vs. Baylor (2015)
Receiving Yards _____ 117, vs. Baylor (2015)
Receiving Touchdowns _____ 1, vs. Baylor (2015)
Long Reception _____ 51, vs. Baylor (2015)
All-Purpose Yards _____ 117, vs. Baylor (2015)
Kick Returns _____ 1, at Oklahoma (2015)
Punt Return Yards _____ 15, at Oklahoma (2015)
* Indicates most recent high

RECEIVING	G	Rec	Yds	TD	Lg	Rec/G	Avg/C	Avg/G
2015	13	14	250	1	51	1.1	17.9	19.2
2016	7	6	66	0	19	0.9	11.0	9.4
TOTAL	20	20	316	1	51	1.0	15.8	15.8



DYLAN CANTRELL 14

WR | 6-3 | 210 | Jr.-2L
Whitehouse, Texas | Whitehouse H.S.

- ▶ **LAST GAME:** Returned against TCU to make three catches for 40 yards, including the game-tying touchdown reception with less than two minutes remaining in regulation.
- ▶ Previously snapped his career highs with 11 receptions and 87 yards the week prior against Kansas State; missed the next two games due to injury.
- ▶ Performance at Kansas State marked second time this year where he had at least 80 receiving yards as he also totaled 81 against Louisiana Tech.
- ▶ Started the year with a touchdown catch in each of his first four games.
- ▶ His five touchdowns this season are two more than his career total coming into the 2016 campaign.
- ▶ Returned for his junior season after redshirting the 2015 campaign with an injury.

CAREER HIGHS

Touchdowns _____ 1, 8x, at TCU (2016)*
Receptions _____ 11, at Kansas State (2016)
Receiving Yards _____ 87, at Kansas State (2016)
Receiving Touchdowns _____ 1, 7x, vs. Kansas (2016)*
Long Reception _____ 54, vs. Stephen F. Austin (2016)
All-Purpose Yards _____ 81, vs. Louisiana Tech (2016)
* Indicates most recent high

RECEIVING	G	Rec	Yds	TD	Lg	Rec/G	Avg/C	Avg/G
2013	11	9	70	1	16	0.8	7.8	6.4
2014	12	20	312	2	40	1.7	15.6	26.0
2016	6	30	365	5	54	5.0	12.2	60.8
TOTAL	29	59	747	8	54	2.0	12.7	25.8



DOUGLAS COLEMAN 25

DB | 6-1 | 175 | Fr.-HS
Zachary, La. | Zachary H.S.

- ▶ **LAST GAME:** Recorded his first career interception and also matched his career high with five tackles at TCU.
- ▶ Previous best performance of the season came against Louisiana Tech where he recorded five tackles, including a sack. The sack was the first of his career.
- ▶ Has seen significant action in the secondary as well as on special teams during his true freshman season.
- ▶ One of six Red Raiders with a sack this season and the only one from the secondary.

CAREER HIGHS

Tackles _____ 5, twice, at TCU (2016)*
Tackles For Loss _____ 1.0, vs. Louisiana Tech (2016)
Sacks _____ 1.0, vs. Louisiana Tech (2016)
Interceptions _____ 1, at TCU (2016)
Fumbles Forced _____ None
Fumbles Recovered _____ None
Quarterback Hurries _____ None
Pass Breakups _____ 2, vs. Stephen F. Austin (2016)
* Indicates most recent high

TACKLES	G	UA	A	Tot.	TFL	Yds	PD	FF	FR	Blkd	QBH
2016	7	9	4	13	1.0	4	3	0	0	0	0

SACKS	G	UA	A	Total	Yds
2016	7	1	0	1.0	4



KEKE COUTEE 20

WR | 5-11 | 175 | So.-1L
Lufkin, Texas | Lufkin H.S.

- ▶ **LAST GAME:** Caught just one pass for two yards against TCU.
- ▶ Was coming off back-to-back strong games with a career-high 10 catches and 172 yards against Oklahoma which followed a five catch, 130 yard performance at Kansas State.
- ▶ Performance at Kansas State featured a 61-yard scoring strike in the first quarter.
- ▶ Also had three catches for 73 yards and two touchdowns against Kansas; marked the first time in his career to snag a touchdown pass.
- ▶ Ranks third on the team in receiving yards (467).
- ▶ Logged seven catches of 25 yards or longer so far this season which ranks second on the team.

CAREER HIGHS

Touchdowns _____ 2, vs. Kansas (2016)
Receptions _____ 10, vs. Oklahoma (2016)
Receiving Yards _____ 172, vs. Oklahoma (2016)
Receiving Touchdowns _____ 2, vs. Kansas (2016)
Long Reception _____ 61, at Kansas State (2016)
Rush Attempts _____ 1, vs. Stephen F. Austin (2016)
Rush Yards _____ 6, vs. Stephen F. Austin (2016)
Rush Touchdowns _____ 1, vs. Stephen F. Austin (2016)
All-Purpose Yards _____ 172, vs. Oklahoma (2016)
Kick Returns _____ 1, vs. Stephen F. Austin (2016)
Kick Return Yards _____ 15, vs. Stephen F. Austin (2016)
Long Kick Return _____ 15, vs. Stephen F. Austin (2016)
* Indicates most recent high

RECEIVING	G	Rec	Yds	TD	Lg	Rec/G	Avg/C	Avg/G
2015	13	11	105	0	23	0.8	9.5	8.1
2016	8	28	467	4	61	3.5	16.7	58.4
TOTAL	21	39	572	4	61	1.9	14.7	27.2

RUSHING	G	Att	Yds	TD	Lg	Avg/C	Avg/G
2015	13	0	0	0	0	0.0	0.0
2016	8	1	6	1	6	6.0	0.8
TOTAL	21	1	6	1	6	6.0	0.3

ALL PURPOSE	G	Rush	Rec	PR	KR	IR	Tot.	Avg/G
2015	13	0	105	0	0	0	105	8.1
2016	8	6	467	14	15	0	502	62.8
TOTAL	21	6	572	14	15	0	607	28.9



REGINALD DAVIS III 2

WR | 6-0 | 185 | Sr.-3L
Tenaha, Texas | Tenaha H.S.

- ▶ **LAST GAME:** Caught two passes for 40 yards at TCU, including a 33-yard scoring strike in the second quarter.
- ▶ His 18 career receiving touchdowns are three shy of entering the top 10 in the Texas Tech record book.
- ▶ Averaging 16.5 yards per catch this season, the best clip of his career.
- ▶ Hauled in a 59-yard pass, his longest of the year, in season opener vs. Stephen F. Austin.

CAREER HIGHS

Touchdowns _____ 2, twice, at Arkansas (2015)*
Receptions _____ 7, at Oklahoma (2015)
Receiving Yards _____ 115, at Arkansas (2015)
Receiving Touchdowns _____ 2, twice, at Arkansas (2015)*
Long Reception _____ 72, at Arkansas (2015)
Rush Attempts _____ 1, vs. UTEP (2015)
Rush Yards _____ 21, vs. UTEP (2015)
Rush Touchdowns _____ None
All-Purpose Yards _____ 151, vs. Arizona State (2013)
Kick Returns _____ 4, vs. Oklahoma (2016)
Kick Return Yards _____ 113, vs. Arizona State (2013)
Long Kick Return _____ 90, vs. Arizona State (2013)

* Indicates most recent high

RECEIVING	G	Rec	Yds	TD	Lg	Rec/G	Avg/C	Avg/G
2013	13	15	200	3	38	1.2	13.3	15.4
2014	12	29	318	5	36	2.4	11.0	26.5
2015	13	38	536	8	72	2.9	14.1	41.2
2016	8	15	247	2	59	1.9	16.5	30.9
TOTAL	46	97	1301	18	72	2.1	13.4	28.3

ALL PURPOSE	G	Rush	Rec	PR	KR	IR	Tot.	Avg/G
2013	13	0	200	0	297	0	497	38.2
2014	12	0	318	0	66	0	384	32.0
2015	13	21	536	0	0	0	557	42.8
2016	8	0	247	0	229	0	476	59.5
TOTAL	46	21	1301	0	592	0	1914	41.6



BREIDEN FEHOKO 4

DL | 6-3 | 295 | So.-1L
Honolulu, Hawaii | Farrington H.S.

- ▶ **LAST GAME:** Had three tackles against TCU, marking the second-straight week where he had three tackles.
- ▶ Has 16 tackles this season, including 3.5 for a loss.
- ▶ Started in each of the 21 games of his collegiate career.
- ▶ Youngest brother of three to wear a Red Raider uniform.

CAREER HIGHS

Tackles _____ 4, vs. Iowa State (2015)
Tackles For Loss _____ 1.0, 7x, at TCU (2016)*
Sacks _____ 1.0, twice, vs. Kansas (2016)*
Interceptions _____ 1, at West Virginia (2015)
Fumbles Forced _____ None
Fumbles Recovered _____ None
Quarterback Hurries _____ 1, twice, vs. Stephen F. Austin (2016)*

TACKLES	G	UA	A	Tot.	TFL	Yds	PD	FF	FR	Blkd	QBH
2015	13	11	8	19	4.0	13	1	0	0	0	1
2016	8	10	6	16	3.5	12	0	0	0	0	1
TOTAL	21	21	14	35	7.5	25	1	0	0	0	2

SACKS	G	UA	A	Total	Yds
2015	13	1	0	1.0	4
2016	8	1	0	1.0	7
TOTAL	21	2	0	2.0	11



DEMARCUS FELTON 27

RB | 5-7 | 190 | So.-1L
Houston, Texas | Dekaney H.S.

- ▶ **LAST GAME:** Had one carry for a yard in road win at TCU.
- ▶ Currently ranks as Texas Tech's rushing leader with 289 yards on 53 carries this year (5.5 yards per carry).
- ▶ Previously surpassed the 100-yard mark for the first time in his career against Louisiana Tech after totaling 123 yards and two touchdowns on the ground off 16 carries.
- ▶ First Red Raider not named DeAndre Washington to rush for 100 yards since teammate Justin Stockton did so last year against Iowa State.

CAREER HIGHS

Touchdowns _____ 2, vs. Louisiana Tech (2016)
Rush Attempts _____ 16, vs. Louisiana Tech (2016)
Rush Yards _____ 123, vs. Louisiana Tech (2016)
Rush TDs _____ 2, vs. Louisiana Tech (2016)
Longest Rush _____ 53, vs. Iowa State (2015)
Receptions _____ 2, vs. Kansas (2016)
Receiving Yards _____ 13, vs. Kansas (2016)
Receiving Touchdowns _____ None
Long Reception _____ 10, vs. Kansas (2016)
All-Purpose Yards _____ 123, vs. Louisiana Tech (2016)
Kick Returns _____ 3, at Kansas State (2016)
Kick Return Yards _____ 26, at Kansas State (2016)
Long Kick Return _____ 14, at Kansas State (2016)

* Indicates most recent high

RUSHING	G	Att	Yds	TD	Lg	Avg/C	Avg/G
2015	13	6	73	1	53	12.2	5.6
2016	8	53	289	3	31	5.5	36.1
TOTAL	21	59	362	4	53	6.1	17.2

ALL PURPOSE	G	Rush	Rec	PR	KR	IR	Tot.	Avg/G
2015	13	73	0	0	0	0	73	5.6
2016	8	289	31	0	27	0	347	43.4
TOTAL	21	362	31	0	27	0	420	20.0



JONATHAN GILES 9

WR | 5-11 | 185 | So.-1L
Missouri City, Texas | Fort Bend Elkins H.S.

- ▶ **LAST GAME:** Recorded a season-low two catches for 10 yards at TCU.
- ▶ Previously notched his fourth 100-yard receiving performance already this season with 10 catches for 167 yards and two touchdowns against Oklahoma.
- ▶ Also totaled 136 receiving yards against West Virginia and then 219 receiving yards off 12 catches against Kansas, marking the first time a Red Raider had gone over 200 receiving yards since Darrin Moore in 2011.
- ▶ Performance followed his six-catch, 186-yard outing versus Louisiana Tech that also featured three touchdowns.
- ▶ Leads the Red Raiders in receptions (55), receiving yards (927) and all-purpose yards per game (115.9).
- ▶ Tied for the NCAA lead with 11 receiving touchdowns; also ranks among national leaders in receiving yards (9th), receiving yards per game (10th) and receptions per game (16th).
- ▶ His 927 receiving yards are the most for a Red Raider through eight games since Michael Crabtree in 2007.
- ▶ Former high school quarterback who has transitioned to wide receiver at the collegiate level.

CAREER HIGHS

Touchdowns _____ 3, vs. Louisiana Tech (2016)
Receptions _____ 12, vs. Kansas (2016)
Receiving Yards _____ 219, vs. Kansas (2016)
Receiving Touchdowns _____ 3, vs. Louisiana Tech (2016)
Long Reception _____ 64, vs. Louisiana Tech (2016)
Rush Attempts _____ None
All-Purpose Yards _____ 219, vs. Kansas (2016)
* Indicates most recent high

CAREER STATS

RECEIVING	G	Rec	Yds	TD	Lg	Rec/G	Avg/C	Avg/G
2015	11	15	143	3	21	1.4	9.5	13.0
2016	8	55	927	11	64	6.9	16.9	115.9
TOTAL	20	71	1082	14	64	3.5	15.2	54.1

ALL PURPOSE	G	Rush	Rec	PR	KR	IR	Tot.	Avg/G
2015	11	0	143	0	0	0	143	13.0
2016	8	0	927	0	0	0	927	115.9
TOTAL	20	0	1082	0	0	0	1082	54.1



LONZELL GILMORE 94

DL | 6-3 | 250 | Fr.-RS
Spring, Texas | Spring H.S.

- ▶ **LAST GAME:** Saw action but did not record a tackle at TCU.
- ▶ Best performance so far this season came with three tackles at Arizona State.
- ▶ Recorded his first career sack in season opener against Stephen F. Austin; also blocked a field goal in the win as well.

CAREER HIGHS

Tackles _____ 3, at Arizona State (2016)
Tackles For Loss _____ 1.0, vs. Stephen F. Austin (2016)
Sacks _____ 1.0, vs. Stephen F. Austin (2016)
Interceptions _____ None
Fumbles Forced _____ None
Fumbles Recovered _____ None
Quarterback Hurries _____ None
Pass Breakups _____ None

TACKLES	G	UA	A	Tot.	TFL	Yds	PD	FF	FR	Blkd	QBH
2016	8	4	1	5	1.0	7	0	0	0	1	0

SACKS	G	UA	A	Total	Yds
2016	8	1	0	1.0	7



CLAYTON HATFIELD 96

PK | 5-10 | 170 | So.-1L
Boerne, Texas | Champion H.S.

- ▶ **LAST GAME:** Was a perfect 2-for-2 on field goal attempts, which included a successful 37-yarder in double overtime that sealed Texas Tech's victory.
- ▶ His game-winning field goal at TCU marked the first for a Red Raider kicker since Ryan Bustin nailed a 27-yarder to push Texas Tech past Minnesota in the 2012 Meineke Car Care Bowl.
- ▶ Already ranks fifth all-time in Texas Tech history for extra points (102); needs one more extra point to tie Jon Davis (1991-94) for fourth place. He previously passed Lin Elliott (1988-91) for fifth place during the TCU game.
- ▶ Ranked among the most accurate kickers in the country as a true freshman after successfully connecting on 87.5 percent (14-of-16) of his attempts.
- ▶ Boasts a 88.0 career field goal percentage that ranks sixth nationally among active kickers.
- ▶ All three of his career misses have come on attempts from at least 40 yards.

CAREER HIGHS

Points Scored _____ 15, vs. Stephen F. Austin (2016)
PAT's _____ 9, twice, vs. Stephen F. Austin (2016)
Field Goals Made _____ 3, at Kansas (2015)
Field Goals Attempted _____ 4, at Kansas (2015)
Longest Field Goal _____ 51, at Texas (2015)

* Indicates most recent high

FIELD GOALS	G	Att	Made	Lg	Pct
2015	12	16	14	51	87.5
2016	8	9	8	43	88.9
TOTAL	20	25	22	51	88.0



PAYTON HENDRIX 24

DB | 6-2 | 210 | So.-1L
Dallas, Texas | Bishop Dunne H.S.

- ▶ **LAST GAME:** Did not play in road victory at TCU.
- ▶ Seen action both in the secondary as well as on special teams; played in all five games this season.

CAREER HIGHS

Tackles _____ 5, vs. West Virginia (2016)
Tackles For Loss _____ None
Sacks _____ None
Interceptions _____ None
Fumbles Forced _____ None
Fumbles Recovered _____ None
Quarterback Hurries _____ None
Pass Breakups _____ None

TACKLES	G	UA	A	Tot.	TFL	Yds	PD	FF	FR	Blkd	QBH
2015	11	4	6	10	0.0	0	0	0	0	0	0
2016	6	6	1	7	0.0	0	0	0	0	0	0
TOTAL	17	10	7	17	0.0	0	0	0	0	0	0



KOLIN HILL 13

DL | 6-2 | 250 | So-TR
Schertz, Texas | Samuel Clemens H.S.
Notre Dame

- ▶ **LAST GAME:** Started on the defensive line but did not record a tackle in road win at TCU.
- ▶ Ranks second on the team with 4.0 tackles for a loss already this season.
- ▶ Recorded his first career sack as a Red Raider in season opener against Stephen F. Austin.
- ▶ In first season as a Red Raider after transferring from Notre Dame prior to the 2015 campaign.

CAREER HIGHS

Tackles _____ 4, at Arizona State (2016)
Tackles For Loss _____ 2.0, at Kansas State (2016)
Sacks _____ 1.0, vs. Stephen F. Austin (2016)
Interceptions _____ None
Fumbles Forced _____ None
Fumbles Recovered _____ None
Quarterback Hurries _____ 1, vs. Kansas (2016)
Pass Breakups _____ 1, twice, vs. Louisiana Tech (2016)*

* Indicates most recent high

TACKLES	G	UA	A	Tot.	TFL	Yds	PD	FF	FR	Blkd	QBH
2016	8	16	5	21	4.0	5	2	0	0	0	1

SACKS	G	UA	A	Total	Yds
2016	8	1	0	1.0	2



D'VONTA HINTON 34

LB | 5-9 | 225 | So.-1L
Texas City, Texas | Texas City H.S.

- ▶ **LAST GAME:** Has not played in each of the last two games.
- ▶ Previously totaled five tackles, one shy of his season high against Kansas State.
- ▶ Began the year with three tackles versus Stephen F. Austin and then followed with six against Louisiana Tech.
- ▶ Missed the Arizona State game due to injury.
- ▶ Coming off a successful true freshman season where he recorded 53 tackles (32 solo).

CAREER HIGHS

Tackles _____ 12, at West Virginia (2015)
Tackles For Loss _____ 2.0, vs. Kansas State (2015)
Sacks _____ 1.0, twice, at Texas (2015)*
Interceptions _____ None
Fumbles Forced _____ 1, vs. Oklahoma State (2015)
Fumbles Recovered _____ None
Quarterback Hurries _____ 1, vs. Kansas (2016)
Pass Breakups _____ None

* Indicates most recent high

TACKLES	G	UA	A	Tot.	TFL	Yds	PD	FF	FR	Blkd	QBH
2016	5	17	2	19	1.0	1	0	0	0	0	1
TOTAL	18	49	23	72	6.5	26	0	1	0	0	3

SACKS	G	UA	A	Total	Yds
2015	13	2	0	2.0	18
2016	5	0	0	0.0	0
TOTAL	18	2	0	2.0	18



MALIK JENKINS 41

LB | 6-1 | 225 | Sr.-3L
Ennis, Texas | Ennis H.S.

- ▶ **LAST GAME:** Matched his career high with 14 tackles at TCU and also made a key pass breakup in road win.
- ▶ Also had 14 tackles just a week prior against Oklahoma; marks most tackles by a Red Raider this season.
- ▶ Ranks tied for second on the team with 52 tackles (37 solo).
- ▶ Notched 52 tackles in 2015, fourth among returning defensive players this season.

CAREER HIGHS

Tackles _____ 14, twice, at TCU (2016)*
Tackles For Loss _____ 2.0, twice, vs. Oklahoma (2016)*
Sacks _____ 1.0, vs. Stephen F. Austin (2013)
Interceptions _____ None
Fumbles Forced _____ 1, vs. UTEP (2015)
Fumbles Recovered _____ 1, vs. Stephen F. Austin (2016)
Pass Breakups _____ 1, 4x, at TCU (2016)*

* Indicates most recent high

TACKLES	G	UA	A	Tot.	TFL	Yds	PD	FF	FR	Blkd	QBH
2013	12	7	2	9	2.0	2	1	0	0	0	0
2014	8	7	2	9	1.0	5	0	0	0	0	0
2015	13	28	24	52	4.0	7	2	1	0	0	0
2016	8	37	15	52	2.5	5	1	0	1	0	1
TOTAL	41	79	43	122	9.5	19	4	1	1	0	1

SACKS	G	UA	A	Total	Yds
2013	12	1	0	1.0	1
2014	8	0	0	0.0	0
2015	13	0	0	0.0	0
2016	8	0	0	0.0	0
TOTAL	41	1	0	1.0	1



JAH'SHAWN JOHNSON 7

DB | 5-10 | 180 | So.-1L
Ennis, Texas | Ennis H.S.

- ▶ **LAST GAME:** Recorded two tackles from his spot in the secondary against TCU.
- ▶ Ranks third on the team with 40 tackles (32 solo).
- ▶ His four career interceptions lead all active Red Raiders.
- ▶ Among the most experienced returners on defense with 19 career starts at safety.

CAREER HIGHS

Touchdowns _____ 1, at Kansas (2015)
Tackles _____ 16, at Arkansas (2015)
Tackles For Loss _____ 1.0, 5x, at Arizona State (2016)*
Sacks _____ None
Interceptions _____ 1, 4x, vs. Kansas (2016)*
Fumbles Forced _____ 1, twice, at Arkansas (2015)*
Fumbles Recovered _____ 1, 4x, vs. Kansas State (2015)*
Pass Breakups _____ 1, 6x, vs. West Virginia (2016)*

* Indicates most recent high

TACKLES	G	UA	A	Tot.	TFL	Yds	PD	FF	FR	Blkd	QBH
2014	4	4	1	5	0.0	0	1	0	0	0	0
2015	13	45	40	85	4.5	7	5	2	4	0	0
2016	8	32	8	40	1.0	3	5	0	0	0	0
TOTAL	25	81	49	130	5.5	10	11	2	4	0	0

INTERCEPTIONS	G	No.	Yds	TD	Lg	Avg/R	Avg/G
2014	4	1	0	0	0	0.0	0.0
2015	13	2	59	1	32	29.5	4.5
2016	8	1	0	0	0	0.0	0.0
TOTAL	25	4	59	1	32	14.8	2.4



DEVIN LAUDERDALE 6

WR | 5-10 | 175 | Sr.-2L
Houston, Texas | Bellaire H.S. | Navarro

- ▶ **LAST GAME:** Did not make the trip to TCU.
- ▶ Previously had seven catches for a season-high 92 yards against K-State, 41 of which taht came on a key 41-yard pass down the left sideline on Tech's opening drive.
- ▶ Ranks third on the team with 31 receptions this season.
- ▶ Leads all active Red Raiders in career receptions (105) and reception yards (1,535).

CAREER HIGHS

Touchdowns _____ 2, 3x, vs. Sam Houston State (2015)
Receptions _____ 10, vs. Kansas State (2015)
Receiving Yards _____ 150, vs. Sam Houston State (2015)
Receiving Touchdowns _____ 2, 3x, vs. Sam Houston State (2015)
Long Reception _____ 82, at Iowa State (2014)
Rush Attempts _____ None
All-Purpose Yards _____ 150, vs. Sam Houston State (2015)

* Indicates most recent high

RECEIVING	G	Rec	Yds	TD	Lg	Rec/G	Avg/C	Avg/G
2014	12	31	589	7	82	2.6	19.0	49.1
2015	11	43	639	4	64	3.9	14.9	58.1
2016	7	31	307	2	41	4.4	9.9	43.9
TOTAL	30	105	1535	13	82	3.5	14.6	51.2

ALL PURPOSE	G	Rush	Rec	PR	KR	IR	Tot.	Avg/G
2014	12	0	589	0	0	0	589	49.1
2015	11	0	639	0	0	0	639	58.1
2016	7	0	307	0	0	0	307	43.9
TOTAL	30	0	1535	0	0	0	1535	51.2



PATRICK MAHOMES II 5

QB | 6-3 | 230 | So.-1L
Whitehouse, Texas | Whitehouse H.S.

- ▶ **LAST GAME:** Finished 24-of-39 for 206 yards and two touchdowns against TCU while also rushing a career-high 20 times for 39 yards and a touchdown.
- ▶ Previously rewrote the NCAA FBS record book against Oklahoma, going 52-of-88 for 734 yards and five touchdowns while also rushing 12 times for 85 yards and a touchdown.
- ▶ Snapped the NCAA FBS record with 819 yards of total offense and also matched the record with 734 passing yards.
- ▶ Broke the Big 12 and Texas Tech records with 88 passing attempts against the Sooners.
- ▶ Leads the country in passing yards, passing yards per game and total offense per game.
- ▶ Recorded 20 rushing touchdowns over his career which ranks second all-time among Tech quarterbacks.
- ▶ Thrown for over 300 yards 19 times in his career, including in eight of his last 10 starts.
- ▶ Passed Seth Doege (2009-12) for third all-time on the Texas Tech career passing chart against West Virginia.
- ▶ Has recorded 400 passing yards five times this season, including three times with at least 500 yards through the air.
- ▶ Two-time Big 12 Player of the Week honoree this year.
- ▶ Named a team captain for the 2016 season.

CAREER HIGHS

Total Touchdowns _____ 7, vs. Oklahoma (2016)
Pass Completions _____ 52, vs. Oklahoma (2016)
Pass Attempts _____ 88, vs. Oklahoma (2016)
Pass Yards _____ 734, vs. Oklahoma (2016)
Pass Touchdowns _____ 6, vs. Baylor (2014)
Longest pass _____ 90, vs. Oklahoma State (2015)
Had Intercepted _____ 4, at Oklahoma (2015)
Total Offense Attempts _____ 69, vs. LSU (2015)
Total Offense Yards _____ 819, vs. Oklahoma (2016)
Rush Attempts _____ 20, at TCU (2016)
Rush Yards _____ 85, vs. Oklahoma (2016)
Rush Touchdowns _____ 3, at Kansas State (2016)
Long Rush _____ 34, vs. Kansas (2016)

* Indicates most recent high

PASSING	G	Att	Cmp	Int	Yds	TD	Lg	Pct	Avg/G	Effic
2014	7	185	105	4	1547	16	82	56.8	221.0	151.2
2015	13	573	364	15	4653	36	90	63.5	357.9	147.2
2016	8	399	270	7	3519	28	75	67.7	439.9	161.4
TOTAL	28	1157	739	26	9719	80	90	63.9	347.1	152.8

RUSHING	G	Att	Yds	TD	Lg	Avg/C	Avg/G
2014	7	46	104	0	14	2.3	14.9
2015	13	131	456	10	25	3.5	35.1
2016	8	95	251	10	32	2.6	31.4
TOTAL	28	272	811	20	32	3.0	29.0

TOTAL OFFENSE	G	Rush	Pass	Total	Avg/G
2014	7	104	1547	1651	235.9
2015	13	456	4653	5109	393.0
2016	8	251	3519	3770	471.2
TOTAL	28	811	9719	10530	376.1



GARY MOORE

DL | 6-5 | 240 | Jr.-1L
Clarksville, Texas | Clarksville H.S.

- ▶ **LAST GAME:** Did not play against TCU.
- ▶ Tied for second on the team with 4.0 tackles for loss.
- ▶ Leads the team with two quarterback hurries.
- ▶ Came out of high school as a wide receiver prospect before traisioning to the defensive line at the collegiate level; had 20 sacks during high school career.

CAREER HIGHS

Tackles _____ 5, vs. UTEP (2015)
Tackles For Loss _____ 2.0, twice, at Kansas State (2016)*
Sacks _____ 2.0, vs. Iowa State (2015)
Interceptions _____ None
Fumbles Forced _____ None
Fumbles Recovered _____ None
Quarterback Hurries _____ 1, 3x, vs. Kansas (2016)*
Pass Breakups _____ 1, twice, at Kansas State (2016)*

* Indicates most recent high

TACKLES	G	UA	A	Tot.	TFL	Yds	PD	FF	FR	Blkd	QBH
2014	11	5	2	7	0.0	0	0	0	0	0	0
2015	11	9	4	13	4.0	18	1	0	0	0	1
2016	7	11	4	15	4.0	8	1	0	0	0	2
TOTAL	29	25	10	35	8.0	26	2	0	0	0	3

SACKS	G	UA	A	Total	Yds
2014	11	0	0	0.0	0
2015	11	3	0	3.0	11
2016	7	0	0	0.0	0
TOTAL	29	3	0	3.0	11



KEVIN MOORE

DB | 6-1 | 195 | Fr-HS
Lafayette, La. | Acadiana H.S.

- ▶ **LAST GAME:** Recorded two tackles and a quarterback hurry, which forced an errant TCU throw on third down.
- ▶ Tied for the team lead with two quarterback hurries.
- ▶ Named the special teams player of the week by the coaching staff after the Stephen F. Austin win.

CAREER HIGHS

Tackles _____ 3, vs. Stephen F. Austin (2016)
Tackles For Loss _____ None
Sacks _____ None
Interceptions _____ None
Fumbles Forced _____ None
Fumbles Recovered _____ None
Quarterback Hurries _____ 1, at TCU (2016)
Pass Breakups _____ None

* Indicates most recent high

TACKLES	G	UA	A	Tot.	TFL	Yds	PD	FF	FR	Blkd	QBH
2016	8	10	0	10	0.0	0	0	0	0	0	1



JUSTIS NELSON 31

DB | 6-2 | 180 | Sr.-3L
Mesquite, Texas | Dallas Christian H.S.

- ▶ **LAST GAME:** Had a huge game, recording five tackles and notching three pass breakups at TCU.
- ▶ Named a team captain for the 2016 season.
- ▶ Ranks fourth on the team with 31 tackles.
- ▶ Leads the team with nine pass breakups.

CAREER HIGHS

Tackles _____ 8, vs. TCU (2015)
Tackles For Loss _____ 1.0, 3x, vs. Kansas State (2015)*
Sacks _____ 1.0, at Kansas State (2015)
Interceptions _____ 1, 3x, at West Virginia (2015)
Fumbles Forced _____ None
Fumbles Recovered _____ 1, twice, vs. Texas (2014)*
Quarterback Hurries _____ 1, vs. Kansas (2016)
Pass Breakups _____ 5, at TCU (2014)

* Indicates most recent high

TACKLES	G	UA	A	Tot.	TFL	Yds	PD	FF	FR	Blkd	QBH
2013	5	9	2	11	0.0	0	5	0	0	0	0
2014	11	35	9	44	2.5	8	16	0	2	0	0
2015	13	32	12	44	1.0	1	6	0	0	0	0
2016	8	27	4	31	0.5	1	9	0	0	0	1
TOTAL	37	103	27	130	4.0	10	36	0	2	0	1

INTERCEPTIONS	G	No.	Yds	TD	LG	Avg/R	Avg/G
2013	5	1	0	0	0	0.0	0.0
2014	11	0	0	0	0	0.0	0.0
2015	13	2	45	0	45	22.5	3.5
2016	8	0	0	0	0	0.0	0.0
TOTAL	37	3	45	0	45	15.0	1.2



THIERRY NGUEMA 17

DB | 5-10 | 175 | Sr.-3L
Corona, Calif. | Santiago H.S.

- ▶ **LAST GAME:** Registered two tackles against TCU.
- ▶ One of four Red Raiders with an interception this season, getting a pick against Stephen F. Austin.
- ▶ Tied for seventh on the team with 23 tackles.

CAREER HIGHS

Tackles _____ 7, at Kansas (2015)
Tackles For Loss _____ None
Sacks _____ None
Interceptions _____ 1, twice, vs. Stephen F. Austin (2016)*
Fumbles Forced _____ None
Fumbles Recovered _____ None
Pass Breakups _____ 1, 5x, at Kansas State (2016)*

* Indicates most recent high

TACKLES	G	UA	A	Tot.	TFL	Yds	PD	FF	FR	Blkd	QBH
2013	9	1	0	1	0.0	0	1	0	0	0	0
2014	12	1	2	3	0.0	0	0	0	0	0	0
2015	10	23	5	28	0.0	0	4	0	0	0	0
2016	8	20	3	23	0.0	0	2	0	0	0	0
TOTAL	39	45	10	55	0.0	0	7	0	0	0	0

INTERCEPTIONS	G	No.	Yds	TD	LG	Avg/R	Avg/G
2013	9	0	0	0	0	0.0	0.0
2014	12	0	0	0	0	0.0	0.0
2015	10	1	0	0	0	0.0	0.0
2016	8	1	0	0	0	0.0	0.0
TOTAL	39	2	0	0	0	0.0	0.0



JOHNATHAN PICONE 10

LB | 6-1 | 220 | Fr.-HS
Covington, La. | Mandeville H.S.

- ▶ **LAST GAME:** Saw action, but did not record a tackle against TCU.
- ▶ Has seen action in seven of eight games this season.
- ▶ Was an early enrollee for the Red Raiders, showing up to spring practice in 2016.

CAREER HIGHS

Tackles _____ 5, at Kansas State (2016)*
Tackles For Loss _____ 2.0, at Kansas State (2016)
Sacks _____ None
Interceptions _____ None
Fumbles Forced _____ None
Fumbles Recovered _____ None
Quarterback Hurries _____ None
Pass Breakups _____ None

* Indicates most recent high

TACKLES	G	UA	A	Tot.	TFL	Yds	PD	FF	FR	Blkd	QBH
2016	7	2	1	3	0.0	0	0	0	0	0	0



ONDRE PIPKINS 9

DL | 6-3 | 325 | Sr.-TR
Kansas City, Mo. | Park Hill H.S. | Michigan

- ▶ **LAST GAME:** Was a force from his defensive tackle spot, recording six tackles, his most as a Red Raider, as well as a tackle for loss.
- ▶ Tied for second on the team with 4.0 tackles for loss this year.
- ▶ Had a solid debut against Stephen F. Austin, making five solo run stops in 11 possible situations.
- ▶ Despite only having played eight games as a Red Raider, is looked at as a leader on defense.
- ▶ Sat out the 2015 season after transferring from Michigan.

CAREER HIGHS

Tackles _____ 6, at TCU (2016)
Tackles For Loss _____ 2.0, at Kansas State (2016)
Sacks _____ None
Interceptions _____ None
Fumbles Forced _____ None
Fumbles Recovered _____ None
Quarterback Hurries _____ None
Pass Breakups _____ None

* Indicates most recent high

TACKLES	G	UA	A	Tot.	TFL	Yds	PD	FF	FR	Blkd	QBH
2016	8	14	9	23	4.0	5	0	0	0	0	0

SACKS	G	UA	A	Total	Yds
2016	8	0	0	0	0.0



D.J. POLITE-BRAY 3

DB | 6-0 | 195 | Jr.-2L
Lithonia, Ga. | Martin Luther King H.S.

- ▶ **LAST GAME:** Registered three tackles from his corner position at TCU.
- ▶ Ranks second on the team with five pass breakups.
- ▶ Ranks sixth on the team with 25 tackles.
- ▶ Moved to corner after beginning his Texas Tech career at wide receiver.

CAREER HIGHS

Tackles _____ 5, vs. Kansas (2016)
Tackles For Loss _____ None
Sacks _____ None
Interceptions _____ None
Fumbles Forced _____ None
Fumbles Recovered _____ None
Quarterback Hurries _____ 1, vs. Kansas (2016)
Pass Breakups _____ 2, vs. Stephen F. Austin (2016)

* Indicates most recent high

TACKLES	G	UA	A	Tot.	TFL	Yds	PD	FF	FR	Blkd	QBH
2013	7	2	0	2	0.0	0	0	0	0	0	0
2014	12	1	0	1	0.0	0	0	0	0	0	0
2016	8	22	3	25	1.0	1	5	0	0	0	0
TOTAL	27	25	3	28	1.0	1	5	0	0	0	0



IAN SADLER 12

WR | 5-11 | 195 | Jr.-1L
Argyle, Texas | Argyle H.S.

- ▶ **LAST GAME:** Caught two passes out of the slot for 21 yards in Fort Worth.
- ▶ Snagged 24 passes for 363 yards so far, making him one of six Red Raiders with 300+ receiving yards this season.

CAREER HIGHS

Touchdowns _____ 2, vs. Sam Houston State (2015)
Receptions _____ 8, vs. Oklahoma State (2015)
Receiving Yards _____ 122, vs. Oklahoma State (2015)
Receiving Touchdowns _____ 2, vs. Sam Houston State (2015)
Long Reception _____ 59, vs. Oklahoma (2014)
Rush Attempts _____ None
All-Purpose Yards _____ 122, vs. Oklahoma State (2015)
Punt Returns _____ 1, vs. UTEP (2015)
Punt Return Yards _____ 7, vs. UTEP (2015)
Long Punt Return _____ 7, vs. UTEP (2015)

* Indicates most recent high

RECEIVING	G	Rec	Yds	TD	Lg	Rec/G	Avg/C	Avg/G
2014	9	23	336	2	59	2.6	14.6	37.3
2015	10	42	596	3	53	4.2	14.2	59.6
2016	8	24	363	0	37	3.0	15.1	45.4
TOTAL	27	89	1295	5	59	3.3	14.6	48.0

ALL PURPOSE	G	Rush	Rec	PR	KR	IR	Tot.	Avg/G
2014	9	0	336	0	0	0	336	37.3
2015	10	0	596	7	0	0	603	60.3
2016	8	0	363	0	0	0	363	45.4
TOTAL	27	0	1295	7	0	0	1302	48.2



NIC SHIMONEK 16

QB | 6-3 | 220 | Jr-1L
Coriscanna, Texas | Mildred H.S. | Iowa

- ▶ **LAST GAME:** Did not play against TCU.
- ▶ Put up career highs for passing yards (271), touchdowns (4) and longest pass (59 yards) in the win over Kansas.
- ▶ Thrown six touchdown passes this season in just over three quarters of action.
- ▶ Sat out 2015 season after transferring from Iowa.

CAREER HIGHS

Total Touchdowns _____ 4, vs. Kansas (2016)
Pass Completions _____ 18, vs. Stephen F. Austin (2016)
Pass Attempts _____ 28, vs. Stephen F. Austin (2016)
Pass Yards _____ 271, vs. Kansas (2016)
Pass Touchdowns _____ 4, vs. Kansas (2016)
Longest pass _____ 59, vs. Kansas (2016)
Had Intercepted _____ 1, vs. Stephen F. Austin (2016)
Total Offense Attempts _____ 31, vs. Stephen F. Austin (2016)
Total Offense Yards _____ 269, vs. Kansas (2016)
Rush Attempts _____ 3, vs. Stephen F. Austin (2016)
Rush Yards _____ -2, vs. Kansas (2016)
Rush Touchdowns _____ None
Long Rush _____ None

* Indicates most recent high

PASSING	G	Att	Cmp	Int	Yds	TD	Lg	Pct	Avg/G	Effc
2015	2	2	1	0	18	0	18	50.0	9.0	125.6
2016	3	55	37	1	461	6	59	67.3	153.7	170.0
TOTAL	5	57	38	1	479	6	59	66.7	95.8	168.5

TOTAL OFFENSE	G	Rush	Pass	Total	Avg/G
2015	2	0	18	18	9.0
2016	3	-20	461	441	147.0
TOTAL	5	-20	479	459	91.8



LUKE STICE 37

LB | 6-0 | 230 | SR-TR
Midland, Texas | Midland Lee H.S.
Houston

- ▶ **LAST GAME:** Picked up one tackle at TCU.
- ▶ Named a team captain despite joining the Red Raiders this season as a senior transfer.
- ▶ Tied for 13th on the team with 16 tackles, including a team-high nine of which have come on special teams.
- ▶ Logged a career-high seven tackles at Arizona State.

CAREER HIGHS

Tackles _____ 7, vs. Arizona State (2016)
Tackles For Loss _____ None
Sacks _____ None
Interceptions _____ None
Fumbles Forced _____ None
Fumbles Recovered _____ None
Quarterback Hurries _____ None
Pass Breakups _____ None

TACKLES	G	UA	A	Tot.	TFL	Yds	PD	FF	FR	Blkd	QBH
2016	8	12	4	16	0.0	0	0	0	0	0	0



JUSTIN STOCKTON 4

RB | 5-10 | 200 | Jr-2L
Cibolo, Texas | Steele H.S.

- ▶ **LAST GAME:** Picked up 12 rushing yards on four carries at TCU.
- ▶ One of nine Red Raiders with at least 300 all-purpose yards this season.
- ▶ Known for his explosiveness in space which was displayed at Arizona State with a 75 touchdown reception on a screen pass to the flat.
- ▶ Entered this season as team's most experienced rusher.

CAREER HIGHS

Touchdowns _____ 3, vs. Kansas State (2015)
Rush Attempts _____ 11, vs. Louisiana Tech (2016)
Rush Yards _____ 135, at UTEP (2014)
Rush TDs _____ 1, 10x, at Arizona State (2016)*
Longest Rush _____ 75, at UTEP (2014)
Receptions _____ 5, twice, vs. West Virginia (2016)*
Receiving Yards _____ 95, at Arizona State (2016)*
Receiving Touchdowns _____ 2, vs. Kansas State (2015)
Long Reception _____ 75, at Arizona State (2016)
All-Purpose Yards _____ 135, at UTEP (2014)
Kick Returns _____ 6, vs. Baylor (2014)
Kick Return Yards _____ 105, vs. Baylor (2014)
Long Kick Return _____ 30, vs. Baylor (2014)

* Indicates most recent high

RUSHING	G	Att	Yds	TD	Lg	Avg/C	Avg/G
2014	12	48	396	4	75	8.2	33.0
2015	13	61	367	5	54	6.0	28.2
2016	8	37	100	1	11	2.7	12.5
TOTAL	33	146	863	10	75	5.9	26.2

ALL PURPOSE	G	Rush	Rec	PR	KR	IR	Tot.	Avg/G
2014	12	396	76	0	259	0	731	60.9
2015	13	367	341	0	25	0	733	56.4
2016	8	100	217	0	0	0	317	39.6
TOTAL	33	863	634	0	284	0	1781	54.0



BRAYDEN STRINGER 33

LB | 6-2 | 205 | Fr.-HS
Cypress, Texas | Cypress H.S.

- ▶ **LAST GAME:** Did not record a tackle, but did see action on defense and special teams at TCU.
- ▶ Ranks 17th on the team with 12 tackles.
- ▶ One of 14 true freshmen to see action so far this season.

CAREER HIGHS

Tackles _____ 5, vs. Kansas (2016)
Tackles For Loss _____ None
Sacks _____ None
Interceptions _____ None
Fumbles Forced _____ None
Fumbles Recovered _____ None
Quarterback Hurries _____ None
Pass Breakups _____ None

TACKLES	G	UA	A	Tot.	TFL	Yds	PD	FF	FR	Blkd	QBH
2016	7	9	3	12	0.0	0	0	0	0	0	0



MYCHEALON THOMAS 99


DL | 6-1 | 325 | Jr.-TR
Dallas, Texas | Grayson H.S. | Butler C.C.

- ▶ **LAST GAME:** Registered two tackles against TCU from his defensive tackle, tying a career high.
- ▶ Tied for eighth on the team with 1.0 tackles for loss this season.
- ▶ In his first season as a Red Raider after transferring from Butler Community College.

CAREER HIGHS

Tackles _____ 2, vs. Stephen F. Austin (2016)
Tackles For Loss _____ 1.0, vs. Stephen F. Austin (2016)
Sacks _____ None
Interceptions _____ None
Fumbles Forced _____ None
Fumbles Recovered _____ None
Quarterback Hurries _____ None
Pass Breakups _____ None

TACKLES	G	UA	A	Tot.	TFL	Yds	PD	FF	FR	Blkd	QBH
2016	8	4	3	7	1.0	3	1	0	0	0	0



DA'LEON WARD 32

RB | 5-10 | 180 | Fr.-HS
Dallas, Texas | Skyline H.S.

- ▶ **LAST GAME:** Led the Red Raiders with 147 all-purpose yards in the win at TCU, including 98 rushing yards on 23 carries, a season high for a Red Raider.
- ▶ Picked up 11 first downs on his own in Fort Worth, including six in the fourth quarter and overtime.
- ▶ First Texas Tech true freshman running back to make his first career start in a Big 12 game since DeAndre Washington at Missouri in 2011.

CAREER HIGHS

Touchdowns _____ 1, vs. Oklahoma (2016)
Rush Attempts _____ 23, at TCU (2016)
Rush Yards _____ 98, at TCU (2016)
Rush TDs _____ 1, vs. Oklahoma (2016)
Longest Rush _____ 13, vs. Oklahoma (2016)
Receptions _____ 8, at TCU (2016)
Receiving Yards _____ 49, at TCU (2016)
Receiving Touchdowns _____ None
Long Reception _____ 14, vs. Oklahoma (2016)
All-Purpose Yards _____ 147, at TCU (2016)

* Indicates most recent high

RUSHING	G	Att	Yds	TD	Lg	Avg/C	Avg/G
2016	6	36	156	1	13	4.3	26.0

ALL PURPOSE	G	Rush	Rec	PR	KR	IR	Tot.	Avg/G
2016	6	156	63	0	0	0	219	36.5



KEENON WARD

15

DB | 5-9 | 200 | Sr.-3L
Snyder, Texas | Snyder H.S.

- ▶ **LAST GAME:** Recorded two tackles from his strong safety position against TCU.
- ▶ One of four Red Raiders with an interception this year, which came on an acrobatic effort near the endzone against Stephen F. Austin.
- ▶ Leads all active Red Raiders with 176 career tackles.
- ▶ His 23 starts are second on the defense only behind teammate Justis Nelson.

CAREER HIGHS

Tackles _____ 16, vs. West Virginia (2014)
Tackles For Loss _____ 1.0, at West Virginia (2015)
Sacks _____ None
Interceptions _____ 1, 3x, vs. Stephen F. Austin (2016)
Fumbles Forced _____ 1, twice, at Kansas State (2014)
Fumbles Recovered _____ None
Pass Breakups _____ 2, vs. Baylor (2013)
Quarterback Hurries _____ 1, twice, vs. Oklahoma (2016)*

* Indicates most recent high

TACKLES	G	UA	A	Tot.	TFL	Yds	PD	FF	FR	Blkd	QBH
2013	13	29	3	32	1.0	1	4	1	0	0	0
2014	10	53	14	67	1.5	3	7	1	0	0	0
2015	12	40	20	60	1.5	3	4	0	0	0	1
2016	5	14	3	17	0.0	0	2	0	0	0	1
TOTAL	40	136	40	176	4.0	7	17	2	0	0	2

INTERCEPTIONS	G	No.	Yds	TD	LG	Avg/R	Avg/G
2013	13	1	15	0	15	15.0	1.2
2014	10	1	37	0	37	37.0	3.7
2015	12	0	0	0	0	0.0	0.0
2016	5	1	0	0	0	0.0	0.0
TOTAL	40	3	52	0	37	17.3	1.3



BRODERICK WASHINGTON 96

DL | 6-3 | 305 | Fr.-RS
Longview, Texas | Longview H.S.

- ▶ **LAST GAME:** Registered two tackles from his defensive tackle position against TCU, just one off a career high.
- ▶ One of seven Red Raiders to record a sack this season.

CAREER HIGHS

Tackles _____ 3, vs. Kansas (2016)
Tackles For Loss _____ 1.0, vs. Stephen F. Austin (2016)
Sacks _____ 1.0, vs. Stephen F. Austin (2016)
Interceptions _____ None
Fumbles Forced _____ None
Fumbles Recovered _____ None
Quarterback Hurries _____ 1, vs. Stephen F. Austin (2016)
Pass Breakups _____ None

* Indicates most recent high

TACKLES	G	UA	A	Tot.	TFL	Yds	PD	FF	FR	Blkd	QBH
2016	8	9	2	11	1.0	7	0	0	0	0	0

SACKS	G	UA	A	Total	Yds
2016	8	1	0	1.0	7



QUINTON WHITE, JR. 23

RB | 5-7 | 209 | Sr.-3L
College Station, Texas | A&M Consolidated

- ▶ **LAST GAME:** Saw action as a blocking back--did not record a rush or reception.
- ▶ Enters often as a blocking back for Justin Stockton, Da'Leon Ward or Demarcus Felton.
- ▶ Averages 12.0 yards per reception this season.

CAREER HIGHS

Touchdowns _____ 1, vs. Stephen F. Austin (2013)
Rush Attempts _____ 8, vs. Central Arkansas (2014)
Rush Yards _____ 71, vs. Stephen F. Austin (2013)
Rush TDs _____ 1, vs. Stephen F. Austin (2013)
Longest Rush _____ 38, vs. Stephen F. Austin (2013)
Receptions _____ 3, twice, vs. Stephen F. Austin (2016)*
Receiving Yards _____ 28, vs. Texas (2014)
Receiving Touchdowns _____ None
Long Reception _____ 26, vs. Texas (2014)
All-Purpose Yards _____ 71, vs. Stephen F. Austin (2013)

* Indicates most recent high

RUSHING	G	Att	Yds	TD	Lg	Avg/C	Avg/G
2013	13	13	130	1	38	10.0	10.0
2014	12	29	121	0	17	4.2	10.1
2015	13	9	29	0	9	3.2	2.2
2016	7	6	16	0	5	2.7	2.3
TOTAL	45	57	296	1	38	5.2	6.6

ALL PURPOSE	G	Rush	Rec	PR	KR	IR	Tot.	Avg/G
2013	13	130	5	0	0	0	135	10.4
2014	12	121	82	0	0	0	203	16.9
2015	13	29	32	0	8	0	69	5.3
2016	7	16	96	0	0	0	112	16.0
TOTAL	45	296	215	0	8	0	519	11.5



KRIS WILLIAMS

6

LB | 6-1 | 240 | Sr.-2L
Dallas, Texas | Bryan Adams

- ▶ **LAST GAME:** Had seven tackles and made perhaps the play of the game against TCU, blocking a field goal in the second overtime period.
- ▶ Had three sacks vs. Kansas, becoming the first Red Raider with three sacks in a game since 2010.
- ▶ Leads the Red Raiders with four sacks this season.
- ▶ Also leads the Red Raiders with 5.0 tackles for loss so far this season.

CAREER HIGHS

Tackles _____ 7, at TCU (2016)
Tackles For Loss _____ 3.0, vs. Kansas (2016)
Sacks _____ 3.0, vs. Kansas (2016)
Interceptions _____ None
Fumbles Forced _____ 1, vs. Kansas (2016)
Fumbles Recovered _____ None
Quarterback Hurries _____ None
Pass Breakups _____ 1, vs. UTEP (2015)

* Indicates most recent high

TACKLES	G	UA	A	Tot.	TFL	Yds	PD	FF	FR	Blkd	QBH
2012	1	0	0	0	0.0	0	0	0	0	0	0
2014	7	2	1	3	0.0	0	0	0	0	0	0
2015	10	8	1	9	0.0	0	1	0	0	0	0
2016	7	15	8	23	5.0	36	1	1	0	1	0
TOTAL	25	25	10	35	5.0	36	2	1	0	1	0

SACKS	G	UA	A	Total	Yds
2012	1	0	0	0.0	0
2014	7	0	0	0.0	0
2015	10	0	0	0.0	0
2016	7	4	0	4.0	35
TOTAL	25	4	0	4.0	35



DERRICK WILLIES 11

WR | 6-3 | 215 | Jr.-TR
San Bernardino, Calif. | Trinity Valley C.C.
Iowa

- ▶ **LAST GAME:** Did not play against TCU.
- ▶ One of nine Red Raiders with a touchdown catch this season.
- ▶ Leads the team with a 18.7 yards per catch average.
- ▶ Arrived at Texas Tech after earning first team JUCO All-American honors a season ago.

CAREER HIGHS

Touchdowns _____ 1, twice, vs. Kansas (2016)*
Receptions _____ 3, vs. Louisiana Tech (2016)
Receiving Yards _____ 59, at Arizona State (2016)
Receiving Touchdowns _____ 1, twice, vs. Kansas (2016)*
Long Reception _____ 59, at Arizona State (2016)
Rush Attempts _____ None
All-Purpose Yards _____ 59, at Arizona State (2016)

* Indicates most recent high

RECEIVING	G	Rec	Yds	TD	Lg	Rec/G	Avg/C	Avg/G
2016	5	9	168	2	59	1.8	18.7	33.6

ALL PURPOSE	G	Rush	Rec	PR	KR	IR	Tot.	Avg/G
2016	5	0	168	0	0	0	168	33.6



2016 GAME SCHEDULE/RESULTS (4-4; 2-3 BIG 12)

Date	TTU/OPP Rank	Opponent	Location	Result	TV	Attendance
Sept. 3	-/-	Stephen F. Austin	Lubbock, Texas	W, 69-17	FSN	60,097
Sept. 10	-/-	at Arizona State	Tempe, Ariz.	L, 55-68	FS1	45,411
Sept. 17	-/-	Louisiana Tech	Lubbock, Texas	W, 59-45	FSN	57,515
Sept. 29	-/-	Kansas	Lubbock, Texas	W, 55-19	FS1	56,494
Oct. 8	RV/RV	at Kansas State	Manhattan, Kan.	L, 38-44	ESPNU	51,540
Oct. 15	-/20	West Virginia	Lubbock, Texas	L, 17-48	FS1	54,111
Oct. 22	-/16	Oklahoma	Lubbock, Texas	L, 59-66	FOX	60,478
Oct. 29	-/-	at TCU	Fort Worth, Texas	W, 27-24 (2OT)	ESPN2	45,619
Nov. 5	-/-	Texas	Lubbock, Texas	--	FS1	--
Nov. 12	-/-	at Oklahoma State	Stillwater, Okla.	--	TBA	--
Nov. 19	-/-	at Iowa State	Ames, Iowa	--	TBA	--
Nov. 25	-/-	vs. Baylor	Arlington, Texas	--	ESPN	--

INDIVIDUAL STATISTICS

RUSHING	GP	Att	Gain	Loss	Net	Avg	TD	Long	Avg/G
Felton, Demarcus	8	53	291	2	289	5.5	3	31	36.1
Mahomes II, Patrick	8	95	448	172	276	2.9	10	32	34.5
Ward, Da'Leon	6	36	156	0	156	4.3	1	13	26.0
Stockton, Justin	8	37	122	22	100	2.7	1	11	12.5
Dauphine, Corey	3	2	27	2	25	12.5	1	27	8.3
White, Jr., Quinton	7	6	16	0	16	2.7	0	5	2.3
Coutee, Keke	8	1	6	0	6	6.0	1	6	0.8
Woodward, Caleb	4	1	2	0	2	2.0	0	2	0.5
Team	5	4	0	4	-4	-1.0	0	0	-0.8
Nunez, Talor	8	1	0	6	-6	-6.0	0	0	-0.8
Baughman, Erik	1	1	0	7	-7	-7.0	0	0	-7.0
Barden, Michael	7	1	0	11	-11	-11.0	0	0	-1.6
Shimonek, Nic	3	4	0	20	-20	-5.0	0	0	-6.7
Total	8	242	1068	246	822	3.4	17	32	102.8
Opponents	8	316	1848	138	1710	5.4	21	75	213.8

PASSING	G	Effic	Cmp-Att-Int	Pct	Yds	TD	Lng	Avg/G
Mahomes II, Patrick	8	161.40	270-399-7	67.7	3519	28	75	439.9
Shimonek, Nic	3	170.04	37-55-1	67.3	461	6	59	153.7
Batson, Cameron	8	310.00	1-1-0	100.0	25	0	25	3.1
Team	5	0.00	0-1-0	0.0	0	0	0	0.0
Total	8	162.42	308-456-8	67.5	4005	34	75	500.6
Opponents	8	144.90	184-306-4	60.1	2437	19	76	304.6

RECEIVING	G	No.	Yds	Avg	TD	Long	Avg/G
Giles, Jonathan	8	55	927	16.9	11	64	115.9
Batson, Cameron	8	46	485	10.5	6	66	60.6
Lauderdale, Devin	8	31	307	9.9	2	41	38.4
Cantrell, Dylan	6	29	359	12.4	5	54	59.8
Coutee, Keke	8	28	467	16.7	4	61	58.4
Sadler, Ian	8	24	363	15.1	0	37	45.4
Stockton, Justin	8	20	217	10.9	1	75	27.1
Davis III, Reginald	8	15	247	16.5	2	59	30.9
Willies, Derrick	5	9	168	18.7	2	59	33.6
Ward, Da'Leon	6	9	63	7.0	0	14	10.5
White, Jr., Quinton	7	8	96	12.0	0	25	13.7
Felton, Demarcus	8	7	31	4.4	0	10	3.9
Brown, Tony	7	6	66	11.0	0	19	9.4
High, Ja'Deion	3	6	54	9.0	1	15	18.0
Knutson, Kash	6	5	45	9.0	0	22	7.5
Shorts, Quan	3	4	43	10.8	0	16	14.3
Reed, Mason	7	3	49	16.3	0	21	7.0
Vasher, T.J.	1	2	9	4.5	0	6	9.0
Rittimann, Hunter	1	1	9	9.0	0	9	9.0
Total	8	308	4005	13.0	34	75	500.6
Opponents	8	184	2437	13.2	19	76	304.6

PUNTING	No.	Yds	Avg	Long	TB	FC	I20	50+	Blkd
Barden, Michael	22	868	39.5	59	2	3	6	0	
Baughman, Erik	3	114	38.0	51	1	1	0	0	

KICKOFFS	No.	Yds	Avg	TB	OB	Retn	Net	YdLn
Hatfield, Clayton	46	2859	62.2	17	1			
Barden, Michael	19	1226	64.5	15	1			

TEAM STATISTICS

CATEGORY	TECH	OPP
SCORING	379	331
Points Per Game	47.4	41.4
Points Off Turnovers	10	49
FIRST DOWNS	253	209
Rushing	67	86
Passing	169	114
Penalty	17	9
RUSHING YARDAGE	822	1710
Yards gained rushing	1068	1848
Yards lost rushing	246	138
Rushing Attempts	242	316
Average Per Rush	3.4	5.4
Average Per Game	102.8	213.8
TDs Rushing	17	21
PASSING YARDAGE	4005	2437
Comp-Att-Int	308-456-8	184-306-4
Average Per Pass	8.8	8.0
Average Per Catch	13.0	13.2
Average Per Game	500.6	304.6
TDs Passing	34	19
TOTAL OFFENSE	4827	4147
Total Plays	698	622
Average Per Play	6.9	6.7
Average Per Game	603.4	518.4
KICK RETURNS: #-Yards	15-282	31-724
PUNT RETURNS: #-Yards	15-151	7-60
INT RETURNS: #-Yards	4-0	8-54
KICK RETURN AVERAGE	18.8	23.4
PUNT RETURN AVERAGE	10.1	8.6
INT RETURN AVERAGE	0.0	6.8
FUMBLES-LOST	10-3	5-2
PENALTIES-Yards	70-601	49-459
Average Per Game	75.1	57.4
PUNTS-Yards	25-982	35-1444
Average Per Punt	39.3	41.3
Net punt average	34.5	35.8
TIME OF POSSESSION/Game	30:19	29:41
3RD-DOWN Conversions	74/128	46/110
3rd-Down Pct	58%	42%
4TH-DOWN Conversions	5/14	6/10
4th-Down Pct	36%	60%
SACKS BY-Yards	10-67	21-185
MISC YARDS	0	-52
TOUCHDOWNS SCORED	51	42
FIELD GOALS-ATTEMPTS	8-9	11-16
ON-SIDE KICKS	1-2	0-3
RED-ZONE SCORES	(40-44) 91%	(35-39) 90%
RED-ZONE TOUCHDOWNS	(33-44) 75%	(25-39) 64%
PAT-ATTEMPTS	(49-51) 96%	(40-41) 98%
ATTENDANCE	288695	141670
Games/Avg Per Game	5/57739	3/47223
Neutral Site Games		0/0



INDIVIDUAL STATISTICS

SCORING	TD	FGs	Kick	Rush	Rcv	Pass	DXP	Saf	Points
Hatfield, Clayton	0	8-9	49-51	0-0	0	0-0	0	0	73
Giles, Jonathan	11	0-0	0-0	0-0	0	0-0	0	0	66
Mahomes II, Patrick	10	0-0	0-0	0-0	0	0-0	0	0	60
Batson, Cameron	6	0-0	0-0	0-0	0	0-0	0	0	36
Coutee, Keke	5	0-0	0-0	0-0	0	0-0	0	0	30
Cantrell, Dylan	5	0-0	0-0	0-0	0	0-0	0	0	30
Felton, Demarcus	3	0-0	0-0	0-0	0	0-0	0	0	18
Stockton, Justin	2	0-0	0-0	0-0	0	0-0	0	0	12
Davis III, Reginald	2	0-0	0-0	0-0	0	0-0	0	0	12
Lauderdale, Devin	2	0-0	0-0	0-0	0	0-0	0	0	12
Willies, Derrick	2	0-0	0-0	0-0	0	0-0	0	0	12
Ward, Da'Leon	1	0-0	0-0	0-0	0	0-0	0	0	6
High, Ja'Deion	1	0-0	0-0	0-0	0	0-0	0	0	6
Dauphine, Corey	1	0-0	0-0	0-0	0	0-0	0	0	6
Total	51	8-9	49-51	0-0	0	0-0	0	0	379
Opponents	42	11-16	40-41	0-0	1	1-1	0	2	331

TOTAL OFFENSE	G	Plays	Rush	Pass	Total	Avg/G
Mahomes II, Patrick	8	494	276	3519	3795	474.4
Shimonek, Nic	3	59	-20	461	441	147.0
Felton, Demarcus	8	53	289	0	289	36.1
Ward, Da'Leon	6	36	156	0	156	26.0
Stockton, Justin	8	37	100	0	100	12.5
Dauphine, Corey	3	2	25	0	25	8.3
Batson, Cameron	8	1	0	25	25	3.1
White, Jr., Quinton	7	6	16	0	16	2.3
Coutee, Keke	8	1	6	0	6	0.8
Woodward, Caleb	4	1	2	0	2	0.5
Team	5	5	-4	0	-4	-0.8
Nunez, Talor	8	1	-6	0	-6	-0.8
Baughman, Erik	1	1	-7	0	-7	-7.0
Barden, Michael	7	1	-11	0	-11	-1.6
Total	8	698	822	4005	4827	603.4
Opponents	8	622	1710	2437	4147	518.4

FIELD GOALS	FGM-FGA	Pct	01-19	20-29	30-39	40-49	50-99	Lg	Blk
Hatfield, Clayton	8-9	88.9	0-0	1-1	4-4	3-4	0-0	43	0

ALL PURPOSE	G	Rush	Rec	PR	KOR	IR	Tot	Avg/G
Giles, Jonathan	8	0	927	0	0	0	927	115.9
Batson, Cameron	8	0	485	137	11	0	633	79.1
Coutee, Keke	8	6	467	14	15	0	502	62.8
Davis III, Reginald	8	0	247	0	229	0	476	59.5
Sadler, Ian	8	0	363	0	0	0	363	45.4
Cantrell, Dylan	6	0	359	0	0	0	359	59.8
Felton, Demarcus	8	289	31	0	27	0	347	43.4
Stockton, Justin	8	100	217	0	0	0	317	39.6
Lauderdale, Devin	8	0	307	0	0	0	307	38.4
Mahomes II, Patrick	8	276	0	0	0	0	276	34.5
Ward, Da'Leon	6	156	63	0	0	0	219	36.5
Willies, Derrick	5	0	168	0	0	0	168	33.6
White, Jr., Quinton	7	16	96	0	0	0	112	16.0
Brown, Tony	7	0	66	0	0	0	66	9.4
High, Ja'Deion	3	0	54	0	0	0	54	18.0
Reed, Mason	7	0	49	0	0	0	49	7.0
Knutson, Kash	6	0	45	0	0	0	45	7.5
Shorts, Quan	3	0	43	0	0	0	43	14.3
Dauphine, Corey	3	25	0	0	0	0	25	8.3
Vasher, T.J.	1	0	9	0	0	0	9	9.0
Rittmann, Hunter	1	0	9	0	0	0	9	9.0
Woodward, Caleb	4	2	0	0	0	0	2	0.5
Team	5	-4	0	0	0	0	-4	-0.8
Nunez, Talor	8	-6	0	0	0	0	-6	-0.8
Baughman, Erik	1	-7	0	0	0	0	-7	-7.0
Barden, Michael	7	-11	0	0	0	0	-11	-1.6
Shimonek, Nic	3	-20	0	0	0	0	-20	-6.7
Total	8	822	4005	151	282	0	5260	657.5
Opponents	8	1710	2437	60	724	54	4985	623.1

INDIVIDUAL STATISTICS

PUNT RETURNS	No.	Yds	Avg	TD	Long
Batson, Cameron	14	137	9.8	0	33
Coutee, Keke	1	14	14.0	0	14
Total	15	151	10.1	0	33
Opponents	7	60	8.6	0	36

INTERCEPTIONS	No.	Yds	Avg	TD	Long
Coleman, Douglas	1	0	0.0	0	0
Nguema, Thierry	1	0	0.0	0	0
Johnson, Jah'Shawn	1	0	0.0	0	0
Ward, Keenon	1	0	0.0	0	0
Total	4	0	0.0	0	0
Opponents	8	54	6.8	1	35

KICK RETURNS	No.	Yds	Avg	TD	Long
Davis III, Reginald	11	229	20.8	0	46
Felton, Demarcus	2	27	13.5	0	14
Coutee, Keke	1	15	15.0	0	15
Batson, Cameron	1	11	11.0	0	11
Total	15	282	18.8	0	46
Opponents	31	724	23.4	1	99

FUMBLE RETURNS	No.	Yds	Avg	TD	Long
Total	0	0	0.0	0	0
Opponents	0	0	0.0	0	0

CONVERSIONS

Third Down	1	2	3	4	Total
Texas Tech	22-30	22-37	19-33	11-27	74-128
Opponents	13-32	9-25	16-27	8-25	46-110

Fourth Down	1	2	3	4	Total
Texas Tech	0-0	1-3	1-4	3-7	5-14
Opponents	0-0	1-3	1-1	4-6	6-10

TURNOVERS

Takeaways – 6 (4 INTS, 2 Fumble Recovery)

Turnovers – 11 (8 INT, 3 Fumbls Lost)

Points Off Turnovers – Tech: 10

Opponents: 49

Points Off Turnovers/Game – Texas Tech: 1.3

Opponents: 6.1

RED ZONE

Texas Tech Red Zone Entries – 40 of 44 (90.9%)

Scores – 40 (33 TDs, 15 Rush TDs, 18 Pass TDs 7 FGs)

Non-Scores – 4 (1 FGA, 1 Downs, 2 INT)

Opponent Red Zone Entries – 35 of 39 (89.7%)

Scores – 35 (25 TDs, 18 Rush TDs, 7 Pass TD, 10 FG)

Non-Scores – 2 (2 Downs, 2 FGA)

KICKOFFS

Kickoffs – 65, 4,085 yds, (62.9 avg.)

Touchbacks – 32

Opponent Kickoff Returns – 31 - 724 yards (23.4 avg.)



INDIVIDUAL DEFENSIVE STATISTICS

DEFENSE	GP-GS	-----Tackles-----			TFL/Yds	Sacks-		---Pass Def---		Fumbles-			Blkd	Saf
		UA	AS	Tot		No-Yds	Int-Yds	BrUp	QBH	Rv-Yds	FF	Kk		
2B Brooks, Jordyn.....	8	38	15	45.5	3.0-3	.	.	2	1
41 Jenkins, Malik	8	37	15	44.5	2.5-5	.	.	1	1	1-0
7 Johnson, Jah'Shawn.....	8	32	8	36.0	1.0-3	.	1-0	4
31 Nelson, Justis	8	27	4	29.0	0.5-1	.	.	9	1
38 Allen, Kisean	7	26	3	27.5
3 Polite-Bray, DJ.....	8	22	3	23.5	1.0-1	.	.	5	1
17 Nguema, Thierry	8	20	3	21.5	.	.	1-0	1
6A Williams, Kris	7	15	8	19.0	5.0-36	4.0-35	.	1	.	.	1	1	.	.
1D Hill, Kolin	8	16	5	18.5	4.0-5	1.0-2	.	2	1
9A Pipkins, Ondre.....	8	14	9	18.5	4.0-5
34 Hinton, D'Vonta.....	5	17	2	18.0	1.0-1	.	.	.	1
15 Ward, Keenon.....	5	14	3	15.5	.	.	1-0	1	1
37 Stice, Luke	8	12	4	14.0
5A Moore, Gary	7	11	4	13.0	4.0-8	.	.	1	2
4A Fehoko, Breiden	8	10	6	13.0	3.5-12	1.0-7	.	.	1
25 Coleman, Douglas.....	7	9	4	11.0	1.0-4	1.0-4	1-0	2
28 Banks, Paul.....	4	10	1	10.5	.	.	.	3
33 Stringer, Brayden	7	9	3	10.5
26 Moore, Kevin	8	10	.	10.0	2
9B Washington, B.....	8	9	2	10.0	1.0-7	1.0-7	.	.	1
2A Madison, Tevin	2	8	2	9.0
2C Smith, Desmon	4	7	1	7.5
24 Hendrix, Payton	6	6	1	6.5
99 Thomas, Mychealon	8	4	3	5.5	1.0-3	.	.	1
1C Barnes, Zach.....	6	4	3	5.5	1.5-6	1.0-5	1	.	.	.
94 Gilmore, Lonzell	8	4	1	4.5	1.0-7	1.0-7	1	.	.
97 Wallace, Joseph.....	4	3	2	4.0	2.0-6	.	.	.	1	1-0
10 Picone, Johnathan.....	7	2	1	2.5
1B Mack, Jacarthy	5	2	.	2.0
27 Felton, Demarcus	8	2	.	2.0
30 Woodward, Caleb.....	4	1	2	2.0
32 Ward, Da'Leon.....	6	1	1	1.5
39 Jones, Adaryan.....	3	1	.	1.0
3D Parker, Justus	1	1	.	1.0
5C Heffron, Kyle	8	1	.	1.0
49 Barden, Michael.....	7	1	.	1.0
86 Vasher, T.J.....	1	1	.	1.0
2 Davis III, Reginald.....	8	1	.	1.0
29 Reed, Mason	7	.	1	0.5
95 Nunez, Talor	8	1
Total.....	8	408	120	468.0	37-113	10-67	4-0	33	15	2-0	2	2	.	.
Opponents.....	8	414	132	480.0	44.0-262	21-185	8-54	22	18	3-0	5	.	2	.



TEAM GAME-BY-GAME STATS

Date	Opponent	[---RUSHING---]				[--RECEIVING--]				[-----PASSING-----]				[--KICK RET--]				[--PUNT RET--]				tot off
		No.	Yds	TD	Lg	No.	Yds	TD	Lg	Cmp	Att	Int	Yds	TD	Lg	No	Yds	TD	Lg	No	Yds	
Sep 03, 2016	STEPHEN F. AUSTIN	28	125	4	27	48	633	5	59	48-71-1	633	5	59	2	42	0	27	4	75	0	33	758
Sep 10, 2016	at Arizona State	22	72	3	27	38	540	5	75	38-53-2	540	5	75	0	0	0	0	1	0	0	0	612
Sep 17, 2016	LOUISIANA TECH	43	196	3	21	26	470	5	64	26-36-0	470	5	64	1	18	0	18	2	10	0	5	666
Sep 29, 2016	KANSAS	24	73	0	32	42	548	8	59	42-55-1	548	8	59	0	0	0	0	3	10	0	10	621
Oct 08, 2016	at Kansas State	28	63	3	31	46	529	2	61	46-63-1	529	2	61	5	83	0	26	2	14	0	14	592
Oct 15, 2016	WEST VIRGINIA	27	34	0	10	32	345	2	44	32-50-1	345	2	44	3	73	0	46	1	19	0	19	379
Oct 22, 2016	OKLAHOMA	21	120	3	22	52	734	5	56	52-88-1	734	5	56	4	66	0	20	1	8	0	8	854
Oct 29, 2016	at TCU	49	139	1	15	24	206	2	33	24-40-1	206	2	33	0	0	0	0	1	15	0	15	345
	Totals	242	822	17	32	308	4005	34	75	308-456-8	4005	34	75	15	282	0	46	15	151	0	33	4827
	Opponent	316	1710	21	75	184	2437	19	76	184-306-4	2437	19	76	31	724	1	99	7	60	0	36	4147

Date	Opponent	-----TACKLES-----				TFL-Yds	-SACKS-		-FUMBLE-		Pass			Blkd Kick	-Kicks--XPTS-			off		
		Solo	Asst	Total			No-Yds		FF	FR-Yds	Int-Yds	QBH	Brk		Att-Mad	Run	Rcv	Saf	t/o	Pts
Sep 03, 2016	STEPHEN F. AUSTIN	62	10	72	9.0-45	5.0-35		1	1-0	2-0	4	5	1	9-9	0	0	0	3	69	
Sep 10, 2016	at Arizona State	79	6	85	5.0-9	0.0-0		0	0-0	0-0	0	3	0	8-7	0	0	0	0	55	
Sep 17, 2016	LOUISIANA TECH	41	16	57	3.0-6	1.0-4		0	0-0	0-0	0	5	0	8-8	0	0	0	0	59	
Sep 29, 2016	KANSAS	46	14	60	7.0-31	4.0-28		1	1-0	1-0	7	2	0	8-7	0	0	0	7	55	
Oct 08, 2016	at Kansas State	47	2	49	7.0-12	0.0-0		0	0-0	0-0	0	5	0	5-5	0	0	0	0	38	
Oct 15, 2016	WEST VIRGINIA	49	12	61	1.0-1	0.0-0		0	0-0	0-0	1	3	0	2-2	0	0	0	0	17	
Oct 22, 2016	OKLAHOMA	46	16	62	3.0-5	0.0-0		0	0-0	0-0	1	5	0	8-8	0	0	0	0	59	
Oct 29, 2016	at TCU	40	38	59.0	2.0-4	0.0-0		0	0-0	1-0	1	5	1	3-3	0	0	0	0	27	
	Totals	408	120	468.0	37.0-113	10.0-67		2	2-0	4-0	15	33	2	51-49	0	0	0	10	379	
	Opponent	414	132	480.0	44.0-262	21.0-185		5	3-0	8-54	18	22	0	41-40	0	1	2	49	331	

OPPONENT GAME-BY-GAME STATS

Date	Opponent	--RUSHING--				--RECEIVING--				-----PASSING-----				--KICK RET--				--PUNT RET--				tot off
		No.	Yds	TD	Lg	No.	Yds	TD	Lg	Cmp	Att	Int	Yds	TD	Lg	No	Yds	TD	Lg	No	Yds	
Sep 03, 2016	STEPHEN F. AUSTIN	35	58	0	20	31	312	2	38	31-55-2	312	2	38	7	146	0	26	1	36	0	36	370
Sep 10, 2016	at Arizona State	53	301	7	75	28	351	2	39	28-37-0	351	2	39	8	179	0	28	2	14	0	14	652
Sep 17, 2016	LOUISIANA TECH	36	261	3	39	20	311	3	76	20-32-0	311	3	76	4	82	0	28	0	0	0	0	572
Sep 29, 2016	KANSAS	28	46	0	14	25	250	2	25	25-48-1	250	2	25	3	59	0	27	0	0	0	0	296
Oct 08, 2016	at Kansas State	39	231	2	31	10	104	1	16	10-20-0	104	1	16	6	181	1	99	0	0	0	0	335
Oct 15, 2016	WEST VIRGINIA	46	332	5	38	21	318	1	53	21-31-0	318	1	53	1	25	0	25	2	4	0	3	650
Oct 22, 2016	OKLAHOMA	40	309	2	46	27	545	7	56	27-36-0	545	7	56	1	24	0	24	0	0	0	0	854
Oct 29, 2016	at TCU	39	172	2	18	22	246	1	25	22-47-1	246	1	25	1	28	0	28	2	6	0	4	418
	Opponent totals	316	1710	21	75	184	2437	19	76	184-306-4	2437	19	76	31	724	1	99	7	60	0	36	4147
	Texas Tech	242	822	17	32	308	4005	34	75	308-456-8	4005	34	75	15	282	0	46	15	151	0	33	4827

Date	Opponent	-----TACKLES-----				TFL-Yds	-SACKS-		-FUMBLE-			Pass			Blkd Kick	-Kicks--XPTS-			off		
		Solo	Asst	Total			No-Yds	FF	FR-Yds	Int-Yds	QBH	Brk	Att-Mad	Run		Rcv	Saf	t/o	Pts		
Sep 03, 2016	STEPHEN F. AUSTIN	59	16	75	5.0-32	2.0-18	0	0-0	1-0	3	3	0	2-2	0	0	0	7	17			
Sep 10, 2016	at Arizona State	43	8	51	3.0-12	2.0-9	0	0-0	2-19	0	1	0	9-9	0	0	1	7	68			
Sep 17, 2016	LOUISIANA TECH	3	121	40.3	49	0	0	1	0	0	1-1	20	0 6	385	64.2	5	0	45			
Sep 29, 2016	KANSAS	49	16	65	10.0-49	3.0-32	0	1-0	1-0	1	4	0	2-2	0	0	1	7	19			
Oct 08, 2016	at Kansas State	65	4	69	5.0-45	3.0-33	0	0-0	1-35	0	5	0	5-5	0	0	0	7	44			
Oct 15, 2016	WEST VIRGINIA	48	12	60	8.0-60	4.0-47	1	0-0	1-0	2	3	0	6-6	0	0	0	7	48			
Oct 22, 2016	OKLAHOMA	54	12	66	2.0-3	1.0-2	1	1-0	1-0	9	3	0	8-7	0	1	0	7	66			
Oct 29, 2016	at TCU	44	52	96	5.0-35	4.0-24	2	1-0	1-0	1	2	0	3-3	0	0	0	7	24			
	Opponent totals	414	132	546	44.0-262	21.0-185	5	3-0	8-54	18	23	0	41-40	0	1	2	49	331			
	Texas Tech	408	120	528	37.0-113	10.0-67	2	2-0	4-0	15	33	2	51-49	0	0	0	10	379			



GAME-BY-GAME STARTERS

OFFENSE

GAME	LT	LG	C	RG	RT	QB	RB	FB/RB/WR	WR	IR	WR	WR
Stephen F. Austin	Steele	B. Brown	Morales	Murphy	Akamnonu	Mahomes	Stockton	White	Lauderdale	Batson	Cantrell	--
Arizona State	Steele	B. Brown	Morales	Murphy	Akamnonu	Mahomes	Stockton	White	Lauderdale	Giles	Cantrell	--
Louisiana Tech	Steele	B. Brown	Morales	Murphy	Akamnonu	Mahomes	Stockton	--	Batson	Giles	Cantrell	Willies
Kansas	Steele	B. Brown	Morales	Murphy	Akamnonu	Mahomes	Felton	M. Reed	Batson	--	Cantrell	Willies
Kansas State	Steele	B. Brown	Morales	Stawarz	Murphy	Mahomes	Felton	Stockton	Batson	--	Cantrell	Willies
West Virginia	Steele	B. Brown	Morales	Stawarz	Murphy	Mahomes	Felton	--	Lauderdale	Batson	Giles	Davis
Oklahoma	Steele	Stawarz	Morales	Akamnonu	B. Brown	Mahomes	D. Ward	--	Lauderdale	Batson	Giles	Davis
TCU	Steele	B. Brown	Morales	Stawarz	Murphy	Mahomes	--	Coutee	Brown	Batson	Giles	Cantrell
Texas												
Oklahoma State												
Iowa State												
Baylor												

DEFENSE

GAME	DE	NT	DT	RUSH	WILL	MIKE	SAM	DB	LC	FS	SS	RC
Stephen F. Austin	Kolin Hill	Pipkins	Fehoko	Williams	Hinton	Brooks	--	Nelson	Nguema	Johnson	Ward	Polite-Bray
Arizona State	Kolin Hill	Pipkins	Fehoko	G. Moore	--	Brooks	Stice	Nelson	Nguema	Johnson	Ward	Polite-Bray
Louisiana Tech	Kolin Hill	Pipkins	Fehoko	Williams	--	Brooks	Jenkins	Nelson	Nguema	Johnson	Ward	Polite-Bray
Kansas	Kolin Hill	Pipkins	Fehoko	G. Moore	Hinton	Brooks	--	Nelson	Nguema	Johnson	Allen	Polite-Bray
Kansas State	Kolin Hill	Pipkins	Fehoko	Williams	Hinton	Brooks	Jenkins	--	Nguema	Johnson	Allen	Polite-Bray
West Virginia	Kolin Hill	Pipkins	Fehoko	Williams	Hinton	Brooks	--	Nelson	Banks	Johnson	Allen	Polite-Bray
Oklahoma	Z. Barmes	Pipkins	Fehoko	Nunez	--	Brooks	Jenkins	Nelson	Banks	Johnson	Allen	Polite-Bray
TCU	Kolin Hill	Pipkins	Fehoko	Nunez	--	Brooks	Jenkins	Nguema	Banks	Johnson	Allen	Nelson
Texas												
Oklahoma State												
Iowa State												
Baylor												

CAREER STARTS

OFFENSE

PLAYER	2012	2013	2014	2015	2016	TOTAL	STREAK
Baylen Brown	-	3	9	11	8	31	11
Patrick Mahomes II	-	-	4	13	8	25	25
Reginald Davis	RS	1	7	7	2	17	0
Devin Lauderdale	-	-	4	9	4	17	0
Tony Morales	0	0	0	6	8	14	8
Dylan Cantrell	-	-	6	0	6	12	1
Justin Murphy	-	-	RS	4	7	11	1
Ian Sadler	-	-	3	7	-	10	0
Cameron Batson	-	-	0	2	7	9	6
Terence Steele	-	-	-	RS	8	8	8
Justin Stockton	-	-	1	2	4	7	0
Quinton White	RS	0	0	3	2	5	0
Ja'Deion High	-	RS	0	5	-	5	0
Madison Akamnonu	-	-	-	RS	5	5	0
Jonathan Giles	-	-	-	-	5	5	3
Tony Brown	-	-	-	3	1	4	1
Paul Stawarz	-	-	-	-	4	4	4
Derrick Willies	-	-	-	-	3	3	0
Demarcus Felton	-	-	-	-	3	3	0
Keke Coutee	-	-	-	2	1	3	1
Da'Leon Ward	-	-	-	-	1	1	0
Mason Reed	-	-	-	-	1	1	0
Zach Austin	-	RS	-	1	-	1	0

DEFENSE

PLAYER	2012	2013	2014	2015	2016	TOTAL	STREAK
Justis Nelson	-	3	11	8	7	29	3
Keenon Ward	RS	3	10	7	3	23	0
Breiden Fehoko	-	-	-	13	8	21	21
Jah'Shawn Johnson	-	-	0	13	8	21	21
Thierry Nguema	RS	0	0	4	6	10	1
D'Vonta Hinton	-	-	-	5	4	9	0
D.J. Polite-Bray	0	-	2	0	7	9	0
Malik Jenkins	-	0	0	5	4	9	2
Ondre Pipkins	-	-	-	-	8	8	8
Jordyn Brooks	-	-	-	-	8	8	8
Kolin Hill	-	-	-	-	7	7	1
Kris Williams	RS	0	0	2	4	6	0
Kisean Allen	-	-	-	-	5	5	5
Gary Moore	-	RS	1	1	2	4	0
Zach Barnes	-	0	RS	3	1	4	0
Paul Banks III	-	-	-	1	3	4	3
Talor Nunez	-	-	-	-	2	2	2
Luke Stice	-	-	-	-	1	1	0



GAME-BY-GAME STATISTICS

PASSING

Mahomes, Patrick	Att	Comp	INT	Pct.	Yards	TD	Long	Sack	Yards	Effic.
Stephen F. Austin	43	30	0	69.8	483	4	59	0	0	194.8
Arizona State	53	38	2	71.7	540	5	75	2	9	180.9
Louisiana Tech	36	26	0	72.2	470	5	64	2	20	227.7
Kansas	34	27	1	79.4	277	4	34	3	32	180.8
Kansas State	62	45	1	72.6	504	2	61	3	33	148.3
West Virginia	44	28	1	63.6	305	1	44	4	47	124.8
Oklahoma	88	52	1	59.1	734	5	56	1	2	145.6
TCU	39	24	1	61.5	206	2	33	4	24	117.7
TOTALS	399	270	7	67.7	3519	28	75	19	167	161.4

Shimonek, Nic

Shimonek, Nic	Att	Comp	INT	Pct.	Yards	TD	Long	Sack	Yards	Effic.
Stephen F. Austin	28	18	1	64.3	150	1	22	2	18	113.9
Kansas	21	15	0	71.4	271	4	59	0	0	242.7
West Virginia	6	4	0	66.7	40	1	16	0	0	177.7
TOTALS	55	37	1	67.3	461	6	59	2	18	170.0

RUSHING

Rush-Yds/TD	SFA	ASU	LATECH	KU	KSU	WVU	OU	TCU	UT	OSU	ISU	BU
Felton, Demarcus	5-28/0	1-5/1	16-123/2	11-48/0	14-66/0	5-18/0	-	1-1/0				
Mahomes, Patrick	10-57/2	11-44/1	12-37/1	8-27/0	9--3/3	13--10/0	12-85/2	20-39/1				
Ward, Da'Leon	DNP	DNP	-	-	-	6-27/0	7-31/1	23-98/0				
Stockton, Justin	6-25/0	7-20/1	11-34/0	3-7/0	3--8/0	2-5/0	1-5/0	4-12/0				
Dauphine, Corey	2-25/1	DNP	DNP	-	DNP	-	DNP	DNP				
White, Quinton	-	2-4/0	2-4/0	-	2-8/0	-	DNP	-				
Coutee, Keke	1-6/1	-	-	-	-	-	-	-				
Woodward, Caleb	1-2/0	-	DNP	-	DNP	DNP	-	DNP				
Team	DNP	1--1/0	2--2/0	-	DNP	DNP	1--1/0	-				
Nunez, Talor	-	-	-	-	-	1--6/0	-	-				
Baughman, E.	DNP	DNP	DNP	1--7/0	DNP	DNP	DNP	DNP				
Barden, Michael	-	-	DNP	-	-	-	-	1--11/0				
Shimonek, Nic	3--18/0	DNP	DNP	1--2/0	DNP	-	DNP	DNP				

RECEIVING

Rec.-Yds/TD	SFA	ASU	LATECH	KU	KSU	WVU	OU	TCU	UT	OSU	ISU	BU
Giles, Jonathan	4-89/1	9-71/1	6-186/3	12-219/2	4-49/0	8-136/2	10-167/2	2-10/0				
Batson, Cameron	3-24/1	9-148/1	2-25/1	8-88/1	6-56/1	5-19/0	9-99/1	4-26/0				
Coutee, Keke	1-12/0	1-8/0	1-9/0	3-73/2	5-130/1	6-61/0	10-172/1	1-2/0				
Sadler, Ian	2-38/0	1-22/0	2-53/0	3-35/0	3-26/0	4-93/0	7-75/0	2-21/0				
Cantrell, Dylan	2-62/1	3-25/1	6-81/1	5-70/1	10-81/0	DNP	DNP	3-40/1				
Lauderdale, Devin	7-49/1	7-57/0	1-27/0	4-24/1	7-92/0	2-14/0	3-44/0	-				
Davis, Reginald	2-80/0	1-16/0	1-9/0	-	4-34/0	-	5-68/1	2-40/1				
Stockton, Justin	4-66/0	3-95/1	3-30/0	2--8/0	3-13/0	5-21/0	-	-				
Willies, Derrick	2-47/0	1-59/1	3-38/0	1-6/1	2-18/0	DNP	DNP	DNP				
White, Quinton	3-16/0	2-34/0	1-12/0	1-9/0	1-25/0	-	DNP	-				
Brown, Tony	2-10/0	DNP	-	1-19/0	-	-	1-19/0	2-18/0				
Ward, Da'Leon	DNP	DNP	-	-	-	-	1-14/0	8-49/0				
High, Ja'Deion	6-54/1	-	-	DNP	DNP	DNP	DNP	DNP				
Reed, Mason	-	DNP	-	-	-	-	3-49/0	-				
Knutson, Kash	5-45/0	-	-	-	-	-	DNP	DNP				
Shorts, Quan	1-16/0	DNP	DNP	DNP	DNP	-	3-27/0	DNP				
Felton, Demarcus	1-7/0	1-5/0	-	2-13/0	1-5/0	2-1/0	-	-				
Rittmann, Hunter	1-9/0	DNP	DNP	DNP	DNP	DNP	DNP	DNP				
Vasher, T.J.	2-9/0	DNP	DNP	DNP	DNP	DNP	DNP	DNP				

FIELD GOALS

Made, Missed, Blocked	#96 Hatfield
SFA	31, 43
Arizona State	--
Louisiana Tech	24, 40
Kansas	-
Kansas State	34
West Virginia	42
Oklahoma	37
TCU	41, 37
Texas	-
Oklahoma State	-
Iowa State	-
Baylor	-

PUNTING

Number-Avg./120	#49 Barden	#36 Baughmann
SFA	5-32.6/2	--
Arizona State	4-43.0/0	--
Louisiana Tech	--	--
Kansas	1-46.0/1	3-38.0/0
Kansas State	2-52.0/1	-
West Virginia	4-36.5/2	-
Oklahoma	2-32.5/0	-
TCU	4-43.0/0	-
Texas	-	-
Oklahoma State	-	-
Iowa State	-	-
Baylor	-	-



GAME-BY-GAME TACKLES

UT-AT-TT

	UA-A	TOT	SFA	ASU	LATECH	KU	KSU	WVU	OU	TCU	UT	OSU	ISU	BU
Brooks, Jordyn	38-15	45.5	2-1	10-0	4-3	2-1	5-1	6-1	6-1	3-7				
Jenkins, Malik	37-15	44.5	3-3	7-1	3-2	-	3-0	0-2	11-3	10-4				
Johnson, Jah'Shawn	32-8	36.0	2-2	4-1	8-0	4-1	2-0	8-2	4-0	0-2				
Nelson, Justis	27-4	29.0	5-0	5-1	2-1	2-1	1-0	3-0	5-0	4-1				
Allen, Kisean	26-3	27.5	DNP	1-0	1-0	4-1	5-1	6-0	5-1	4-0				
Polite-Bray, DJ	22-3	23.5	4-0	4-1	-	4-1	2-0	1-1	4-0	3-0				
Nguema, Thierry	20-3	21.5	-	7-0	4-0	5-0	1-0	1-0	1-2	1-1				
Williams, Kris	15-8	19.0	2-2	4-0	1-1	4-0	1-0	1-0	DNP	2-5				
Hill, Kolin	16-5	18.5	2-0	3-1	3-0	1-2	2-0	2-0	1-1	2-1				
Pipkins, Ondre	14-9	18.5	5-0	1-0	1-1	0-1	5-0	-	1-2	1-5				
Hinton, D'Vonta	17-2	18.0	3-0	DNP	4-2	2-0	5-0	3-0	DNP	DNP				
Ward, Keenon	14-3	15.5	5-0	5-1	2-0	DNP	DNP	DNP	1-1	1-1				
Stice, Luke	12-4	14.0	2-1	7-0	0-1	0-1	3-0	-	-	0-1				
Fehoko, Breiden	10-6	13.0	-	2-0	1-0	2-0	3-0	0-2	1-2	1-2				
Moore, Gary	11-4	13.0	-	3-0	1-1	2-1	4-0	0-1	1-1	DNP				
Coleman, Douglas	9-4	11.0	1-1	-	3-2	1-0	-	-	DNP	4-1				
Banks, Paul	10-1	10.5	DNP	DNP	DNP	DNP	4-0	4-1	2-0	-				
Stringer, Brayden	9-3	10.5	1-0	3-0	-	3-2	DNP	2-1	-	-				
Moore, Kevin	10-0	10.0	3-0	2-0	-	1-0	-	2-0	-	2-0				
Washington, Broderick	9-2	10.0	2-0	-	-	3-0	1-0	2-0	1-0	0-2				
Madison, Tevin	8-2	9.0	5-2	3-0	DNP	DNP	DNP	DNP	DNP	DNP				
Smith, Desmon	7-1	7.5	1-0	DNP	1-0	5-1	DNP	-	DNP	DNP				
Hendrix, Payton	6-1	6.5	1-0	-	1-0	-	-	4-1	DNP	DNP				
Thomas, Mychealon	4-3	5.5	2-0	-	-	1-0	-	1-0	0-1	0-2				
Barnes, Zach	4-3	5.5	1-0	DNP	DNP	-	-	1-0	2-1	0-2				
Gillmore, Lonzell	4-1	4.5	1-1	3-0	-	-	-	-	-	-				
Wallace, Joseph	3-2	4.0	2-0	DNP	1-1	-	DNP	DNP	DNP	0-1				
Picone, Johnathan	2-1	2.5	1-1	DNP	-	-	-	1-0	-	-				
Mack, Jacarthy	2-0	2.0	1-0	1-0	-	-	-	DNP	DNP	DNP				
Felton, Demarcus	2-0	2.0	-	1-0	-	-	-	-	-	1-0				
Woodward, Caleb	1-2	2.0	0-2	1-0	DNP	-	DNP	DNP	-	DNP				
Ward, Da'Leon	1-1	1.5	DNP	DNP	0-1	-	-	-	-	1-0				
Davis, Reginald	1-0	1.0	-	1-0	-	-	-	-	-	-				
Vasher, T.J.	1-0	1.0	1-0	DNP	DNP	DNP	DNP	DNP	DNP	DNP				
Jones, Adaryan	1-0	1.0	1-0	DNP	DNP	-	DNP	-	DNP	DNP				
Heffron, Kyle	1-0	1.0	-	1-0	-	-	-	-	-	-				
Parker, Justus	1-0	1.0	DNP	DNP	DNP	DNP	DNP	1-0	DNP	DNP				
Barden, Michael	1-0	1.0	1-0	-	DNP	-	-	-	-	-				
Reed, Mason	0-1	0.5	-	DNP	-	0-1	-	-	-	-				

GIVEAWAYS/TAKEAWAYS

OPPONENT	GIVEAWAY			TAKEAWAY			Dif.
	Fum	Int	Tot	Fum	Int	Tot	
Stephen F. Austin	0	1	1	1	2	3	+2
at Arizona State	0	2	2	0	0	0	-2
Louisiana Tech	0	0	0	0	0	0	0
Kansas	1	1	2	1	1	2	0
at Kansas State	0	1	1	0	0	0	-1
West Virginia	0	1	1	0	0	0	-1
Oklahoma	1	1	2	0	0	0	-2
at TCU	1	1	2	0	1	1	-1
Texas							
at Oklahoma State							
at Iowa State							
vs. Baylor							
TOTALS	3	8	11	2	4	6	-5

THREE-AND-OUTS

OPPONENT	TEXAS TECH	OPPONENTS
	3-&-Outs/Drives	3-&-Outs/Drives
Stephen F. Austin	3/18	5/19
at Arizona State	3/15	0/16
Louisiana Tech	0/12	3/11
Kansas	2/16	7/17
at Kansas State	1/13	2/12
West Virginia	2/11	0/11
Oklahoma	2/14	1/14
at TCU	2/13	2/13
Texas		
at Oklahoma State		
at Iowa State		
vs. Baylor		
TOTALS	15/112	20/113

OPENING DRIVES - DEFENSE

OPPONENT	1st Half	2nd Half
	Punt	Punt
Stephen F. Austin	Punt	Punt
at Arizona State	Punt	Touchdown
Louisiana Tech	FG	Touchdown
Kansas	Punt	Punt
at Kansas State	Touchdown	Punt
West Virginia	Punt	FG
Oklahoma	Touchdown	Touchdown
at TCU	Touchdown	Punt
Texas		
at Oklahoma State		
at Iowa State		
vs. Baylor		



TEXAS TECH SCORING DRIVES

Opponent	No. of Plays	Total Yards	Drive Time	Type of Score	Score QTR/Time	Scoring Play
Stephen F. Austin	10	75	2:38	Pass TD	1/12:22	Batson 13 yard reception
Stephen F. Austin	5	45	1:12	Rush TD	1/6:03	Coutee 6 yard run
Stephen F. Austin	8	69	2:46	Rush TD	1/1:10	Mahomes 3 yard run
Stephen F. Austin	6	78	1:40	Rush TD	2/13:12	Mahomes 7 yard run
Stephen F. Austin	1	22	0:08	Pass TD	2/12:15	Giles 22 yard reception
Stephen F. Austin	4	93	1:20	Pass TD	2/4:33	Cantrell 8 yard reception
Stephen F. Austin	10	86	4:16	FG	2/0:17	Hatfield 31 yard FG
Stephen F. Austin	10	80	2:43	Pass TD	3/7:50	Lauderdale 14 yard reception
Stephen F. Austin	9	55	1:34	FG	3/1:08	Hatfield 43 yard FG
Stephen F. Austin	12	70	3:31	Pass TD	4/3:23	High 9 yard reception
Stephen F. Austin	1	27	0:18	Rush TD	4/1:10	Dauphine 27 yard run
Arizona State	8	47	3:00	Rush TD	1/7:12	Mahomes 1 yard run
Arizona State	6	98	1:46	Pass TD	1/1:14	Willies 59 yard reception
Arizona State	2	75	0:22	Pass TD	2/12:55	Stockton 75 yard reception
Arizona State	9	75	3:09	Pass TD	2/5:21	Cantrell 11 yard reception
Arizona State	9	75	1:24	Pass TD	2/0:53	Giles 13 yard reception
Arizona State	9	75	3:15	Rush TD	3/11:45	Stockton 1 yard run
Arizona State	6	75	1:34	Rush TD	4/9:23	Felton 5 yard run
Arizona State	4	75	0:55	Pass TD	4/8:16	Batson 66 yard reception
Louisiana Tech	12	75	5:30	Rush TD	1/9:57	Felton 12 yard run
Louisiana Tech	2	75	0:25	Pass TD	1/3:41	Giles 64 yard reception
Louisiana Tech	3	63	0:37	Pass TD	1/2:07	Giles 36 yard reception
Louisiana Tech	9	75	2:41	Pass TD	2/12:04	Cantrell 9 yard reception
Louisiana Tech	5	64	1:58	Pass TD	2/9:01	Giles 42 yard reception
Louisiana Tech	11	75	4:07	Pass TD	3/6:17	Batson 4 yard reception
Louisiana Tech	11	75	5:19	Rush TD	4/14:21	Felton 8 yard run
Louisiana Tech	8	53	2:48	FG	4/7:10	Hatfield 24 yard FG
Louisiana Tech	8	61	3:49	Rush TD	4/2:33	Mahomes 2 yard run
Kansas	5	75	1:42	Pass TD	1/13:18	Giles 14 yard reception
Kansas	8	73	2:30	Pass TD	1/9:55	Batson 18 yard reception
Kansas	7	61	2:26	Pass TD	2/7:35	Lauderdale 17 yard reception
Kansas	11	75	4:24	Pass TD	2/0:48	Willies 6 yard reception
Kansas	7	75	2:26	Pass TD	3/4:56	Cantrell 4 yard reception
Kansas	9	68	4:37	Pass TD	3/0:00	Coutee 37 yard reception
Kansas	3	86	1:31	Pass TD	4/8:41	Coutee 31 yard reception
Kansas	5	84	1:40	Pass TD	4/4:54	Giles 59 yard reception
Kansas State	14	85	5:12	Rush TD	1/9:48	Mahomes 1 yard run
Kansas State	4	75	1:41	Pass TD	1/2:38	Coutee 61 yard reception
Kansas State	7	68	2:42	Rush TD	2/11:19	Mahomes 16 yard run
Kansas State	11	80	3:51	Rush TD	2/1:47	Mahomes 3 yard run
Kansas State	6	45	2:18	FG	3/5:17	Hatfield 34 yard FG
Kansas State	8	75	1:51	Pass TD	4/0:05	Batson 15 yard reception
West Virginia	9	74	4:35	Pass TD	1/1:51	Giles 44 yard reception
West Virginia	10	51	4:56	FG	3/10:04	Hatfield 42 yard FG
West Virginia	8	48	2:11	Pass TD	4/8:13	Giles 16 yard reception
Oklahoma	12	84	4:05	Rush TD	1/7:23	Ward 4 yard run
Oklahoma	10	65	2:02	FG	1/1:06	Hatfield 37 yard FG
Oklahoma	14	75	4:25	Rush TD	2/9:06	Mahomes 11 yard run
Oklahoma	8	80	1:26	Pass TD	2/0:37	Giles 23 yard reception
Oklahoma	9	75	2:18	Pass TD	3/9:33	Davis 32 yard reception
Oklahoma	11	75	3:49	Pass TD	3/4:10	Giles 41 yard reception
Oklahoma	12	75	3:39	Rush TD	4/12:57	Mahomes 22 yard run
Oklahoma	5	77	1:19	Pass TD	4/7:56	Coutee 56 yard reception
Oklahoma	13	92	3:25	Pass TD	4/1:38	Batson 3 yard reception
TCU	12	80	4:49	Pass TD	2/13:23	R. Davis 33 yard reception
TCU	10	43	2:43	FG	2/6:49	Hatfield 41 yard FG
TCU	16	80	6:44	Pass TD	4/1:28	Cantrell 8 yard reception
TCU	4	25	N/A	Rush TD	OT	Mahomes 15 yard run
TCU	4	5	N/A	FG	2OT	Hatfield 37 yard FG

OPPONENT SCORING DRIVES

Opponent	No. of Plays	Total Yards	Drive Time	Type of Score	Score QTR/Time	Scoring Play
Stephen F. Austin	11	49	2:51	FG	2/9:24	Ruiz 42 yard FG
Stephen F. Austin	10	84	2:53	TD	3/2:42	Conque to Liggins 9 yds
Stephen F. Austin	5	75	1:38	TD	4/12:11	Taylor to Pace 38 yds
Arizona State	6	43	1:44	Pass TD	1/10:13	Harry 10 yard reception
Arizona State	7	75	2:57	Rush TD	2/13:17	Ballage 1 yard run
Arizona State	4	85	1:24	Pass TD	2/11:18	Ballage 39 yard reception
Arizona State	5	50	1:53	Rush TD	2/8:30	Ballage 1 yard run
Arizona State	9	74	2:55	Rush TD	2/2:17	Ballage 4 yard run
Arizona State	7	84	3:08	Rush TD	3/8:32	Ballage 2 yard run
Arizona State	15	80	5:00	Rush TD	3/0:43	Ballage 7 yard run
Arizona State	1	1	0:04	Rush TD	4/10:57	Ballage 1 yard run
Arizona State	1	75	0:12	Rush TD	4/9:11	Ballage 75 yard run
Arizona State	11	53	5:06	Rush TD	4/3:04	Gonzalez 43 yard FG
Louisiana Tech	13	77	5:51	FG	1/4:06	Barnes 20 yard FG
Louisiana Tech	6	71	2:22	Rush TD	2/14:45	McKnight 1 yard run
Louisiana Tech	9	78	2:09	Rush TD	2/0:09	Craft 1 yard run
Louisiana Tech	12	75	4:36	Rush TD	3/10:24	McKnight 1 yard run
Louisiana Tech	4	75	1:37	Pass TD	3/4:40	Henderson 54 yard reception
Louisiana Tech	2	75	0:48	Pass TD	4/6:22	Taylor 54 yard reception
Louisiana Tech	6	75	2:10	Pass TD	4/0:23	Taylor 37 yard reception
Kansas	7	75	2:23	Pass TD	2/5:12	Harrell 6 yard reception
Kansas	7	39	2:16	Pass TD	3/12:18	Sims 11 yard reception
Kansas	9	20	3:11	FG	3/7:22	Wyman 35 yard FG
Kansas State	7	66	3:12	Pass TD	1/6:28	Zuber 12 yard reception
Kansas State	1	35	0:00	Def. TD	1/4:19	Reed 35 yard INT Return
Kansas State	9	57	3:23	FG	2/14:09	McCrane 20 yard FG
Kansas State	10	72	5:30	Rush TD	2/5:43	Ertz 1 yard run
Kansas State	1	99	0:00	Return TD	2/1:31	Pringle 99 yard kick return
Kansas State	8	47	2:36	Rush TD	4/14:07	Jones 2 yard run
Kansas State	12	71	6:28	FG	4/6:05	McCrane 25 yard FG
Kansas State	4	-5	2:17	FG	4/1:56	McCrane 42 yard FG
West Virginia	9	91	2:59	Rush TD	1/9:30	Crawford 10 yard run
West Virginia	7	58	1:34	FG	1/0:17	Molina 34 yard FG
West Virginia	10	89	4:05	Pass TD	2/7:03	Crawford 5 yard reception
West Virginia	7	72	1:56	Rush TD	2/4:22	Howard 8 yard run
West Virginia	11	70	4:00	FG	3/6:04	Molina 22 yard FG
West Virginia	8	83	2:58	Rush TD	4/14:51	Howard 1 yard run
West Virginia	3	32	1:21	Rush TD	4/10:24	Shell 14 yard run
West Virginia	10	75	5:57	Rush TD	4/2:16	Shell 3 yard run
Oklahoma	5	75	1:37	Pass TD	1/13:23	Mixon 56 yard reception
Oklahoma	3	62	0:44	Pass TD	1/11:28	Westbrook 49 yard reception
Oklahoma	1	41	0:42	Rush TD	2/13:31	Mixon 46 yard run
Oklahoma	9	69	2:52	FG	2/6:14	Seibert 23 yard FG
Oklahoma	2	75	0:20	Pass TD	2/0:17	Basquine 23 yard reception
Oklahoma	6	68	2:17	Pass TD	3/11:51	Westbrook 23 yard reception
Oklahoma	5	75	1:34	Pass TD	3/7:59	Mixon 43 yard reception
Oklahoma	6	76	2:34	Pass TD	3/1:36	Flowers 34 yard reception
Oklahoma	8	75	3:42	Pass TD	4/9:15	Mixon 15 yard reception
Oklahoma	7	75	2:53	Rush TD	4/5:03	Mixon 42 yard run
TCU	17	99	6:49	Rush TD	1/4:40	Green 2 yard run
TCU	11	69	3:50	FG	2/9:33	Hatfield 23 yard FG
TCU	4	15	1:14	Rush TD	4/14:37	Johnson 1 yard run
TCU	2	25	N/A	Pass TD	OT	White 25 yard reception



SCORING DRIVE ANALYSIS

YARDAGE	TEXAS TECH		OPPONENTS	
	TD	FG	TD	FG
No Drive	--	--	2	--
Negative Yards	--	--	--	1
0-9	--	1	1	--
10-19	--	--	1	--
20-29	3	--	1	1
30-39	--	--	2	--
40-49	3	2	3	1
50-59	--	3	1	3
60-69	7	1	3	2
70-79	26	--	20	3
80-89	9	1	6	--
90-99	3	--	2	--
TOTALS	51	8	42	11

GAME-OPENING DRIVES

OPPONENT	TEXAS TECH			OPPONENTS		
	PTS	PLAYS	YDS	PTS	PLAYS	YDS
Stephen F. Austin	7	10	75	0	5	15
at Arizona State	0	3	9	0	4	19
Louisiana Tech	7	12	75	3	13	77
Kansas	7	5	75	0	3	1
at Kansas State	7	14	85	7	7	66
West Virginia	0	3	3	0	6	17
Oklahoma	0	3	35	7	5	75
at TCU	0	9	39	7	17	99
Texas						
at Oklahoma State						
at Iowa State						
vs. Baylor						

SECOND HALF-OPENING DRIVES

OPPONENT	TEXAS TECH			OPPONENTS		
	PTS	PLAYS	YDS	PTS	PLAYS	YDS
Stephen F. Austin	7	10	80	0	14	43
at Arizona State	7	9	75	7	7	84
Louisiana Tech	7	11	75	7	12	75
Kansas	0	3	-20	0	3	0
at Kansas State	0	15	77	0	3	5
West Virginia	3	10	51	3	11	70
Oklahoma	0	3	6	7	6	68
at TCU	0	13	60	0	8	34
Texas						
at Oklahoma State						
at Iowa State						
vs. Baylor						

DRIVE SUPERLATIVES

	TEXAS TECH	OPPONENTS
Most Plays/Result	16/TD	17/TD
Most Yards/Result	98/TD	99/TD
Most Time/Result	6:44/TD	6:49/TD
Shortest Touchdown Drive (Yards)	22	1
Shortest Touchdown Drive (Time)	0:08	0:04
Quickest Touchdown to Start Game	13:18 - 1st	13:23 - 1st
Quickest Touchdown to Start a Half	13:18 - 1st	13:23 - 1st



LONGEST PLAYS - 25-PLUS YARDS

YARDS	TYPE	PLAYER(s)	OPPONENT
*75	Pass	Stockton, J. from Mahomes, P.	Arizona State
*66	Pass	Batson, Cameron from Mahomes, P.	Arizona State
*64	Pass	Giles, Jonathan from Mahomes, P.	Louisiana Tech
*61	Pass	Coutee, Keke from Mahomes, P.	Kansas State
*59	Pass	Giles, Jonathan from Shimonek, Nic	Kansas
*59	Pass	Willies, D. from Mahomes, P.	Arizona State
59	Pass	Davis, Reginald from Mahomes, P.	Stephen F. Austin
*56	Pass	Coutee, Keke from Mahomes, P.	Oklahoma
54	Pass	Cantrell, Dylan from Mahomes, P.	Stephen F. Austin
53	Pass	Stockton, J. from Mahomes, P.	Stephen F. Austin
46	KR	Davis, Reginald	West Virginia
*44	Pass	Giles, Jonathan from Mahomes, P.	West Virginia
42	Pass	Giles, Jonathan from Shimonek, Nic	Kansas
*42	Pass	Giles, Jonathan from Mahomes, P.	Louisiana Tech
*41	Pass	Giles, Jonathan from Mahomes, P.	Oklahoma
41	Pass	Lauderdale, D. from Mahomes, P.	Kansas State
39	Pass	Coutee, Keke from Mahomes, P.	Kansas State
37	Pass	Sadler, Ian from Mahomes, P.	West Virginia
*37	Pass	Coutee, Keke from Shimonek, Nic	Kansas
*36	Pass	Giles, Jonathan from Mahomes, P.	Louisiana Tech
35	Pass	Giles, Jonathan from Mahomes, P.	Stephen F. Austin
34	Pass	Giles, Jonathan from Mahomes, P.	Kansas
34	Pass	Sadler, Ian from Mahomes, P.	West Virginia
33	Pass	Willies, D. from Mahomes, P.	Stephen F. Austin
*33	Pass	Davis, Reginald from Mahomes, P.	TCU
33	PR	Batson, Cameron	Stephen F. Austin
*32	Pass	Davis, Reginald from Mahomes, P.	Oklahoma
32	Rush	Mahomes, P.	Kansas
31	Pass	Giles, Jonathan from Mahomes, P.	Oklahoma
31	Pass	Batson, Cameron from Mahomes, P.	Oklahoma
31	Rush	Felton, Dem.	Kansas State
*31	Pass	Coutee, Keke from Shimonek, Nic	Kansas
30	Pass	Sadler, Ian from Mahomes, P.	Louisiana Tech
30	Pass	Coutee, Keke from Mahomes, P.	West Virginia
30	PR	Batson, Cameron	Stephen F. Austin
30	Pass	Cantrell, Dylan from Mahomes, P.	Louisiana Tech
28	Pass	Giles, Jonathan from Mahomes, P.	West Virginia
*27	Rush	Dauphine, Corey	Stephen F. Austin
27	Pass	Batson, Cameron from Mahomes, P.	Arizona State
27	Pass	Sadler, Ian from Mahomes, P.	Stephen F. Austin
27	Rush	Mahomes, P.	Arizona State
27	Pass	Lauderdale, D. from Mahomes, P.	Louisiana Tech
27	KR	Davis, Reginald	Stephen F. Austin
26	Pass	Lauderdale, D. from Mahomes, P.	Kansas State
26	Pass	Coutee, Keke from Mahomes, P.	Oklahoma
26	Pass	Cantrell, Dylan from Mahomes, P.	Kansas
26	KR	Davis, Reginald	Kansas State
25	Pass	Batson, Cameron from Mahomes, P.	Kansas
25	Pass	White, Quinton from Batson, Cameron	Kansas State

* touchdown scored on play

TEXAS TECH LONG PLAYS BY THE NUMBERS

Long Plays by Yards	NO.	TD
100+	0	0
90-99	0	0
80-89	0	0
70-79	1	1
60-69	3	3
50-59	6	3
40-49	6	3
30-39	20	5
20-29	13	1

TEXAS TECH LONG PLAYS BY TYPE

Long Plays by Type	NO.	TD
Rushing	4	1
Passing	40	15
Punt returns	2	0
Kick returns	3	0
Interceptions	0	0
Fumble returns	0	0
Other	0	0
TOTAL	49	16

TEXAS TECH LONG PLAYS BY PLAYER

Player	NO.	TD	R	P	KR	PR	IR	FR
Giles, Jonathan	11	6	0	11	0	0	0	0
Coutee, Keke	7	4	0	7	0	0	0	0
Davis, Reginald	6	2	0	3	3	0	0	0
Batson, Cameron	6	1	0	4	0	2	0	0
Sadler, Ian	4	0	0	4	0	0	0	0
Lauderdale, D.	3	0	0	3	0	0	0	0
Cantrell, Dylan	3	0	0	3	0	0	0	0
Willies, D.	2	1	0	2	0	0	0	0
Stockton, J.	2	1	0	2	0	0	0	0
Mahomes, P.	2	0	2	0	0	0	0	0
Dauphine, Corey	1	1	1	0	0	0	0	0
Felton, Dem.	1	0	1	0	0	0	0	0
White, Quinton	1	0	0	1	0	0	0	0
TOTAL	49	16	4	40	3	2	0	0

TEXAS TECH LONGEST PLAYS OF THE YEAR

Rushing	32	Mahomes II, Patrick vs Kansas
Rushing Touchdown	27	Dauphine, Corey vs Stephen F. Austin
Passing	75	Stockton, Justin from Mahomes II, Patrick vs Arizona State
Passing Touchdown	75	Stockton, Justin from Mahomes II, Patrick vs Arizona State
Punt Return	33	Batson, Cameron vs Stephen F. Austin
Kick Return	46	Davis III, Reginald vs West Virginia



SUPERLATIVES

INDIVIDUAL GAME HIGHS

Rushes	23	Ward, Da'Leon at TCU (Oct 29, 2016)
Yards Rushing	123	Felton, Demarcus vs Louisiana Tech (Sep 17, 2016)
TD Rushes	3	Mahomes II, Patrick at Kansas State (Oct 08, 2016)
Long Rush	32	Mahomes II, Patrick vs Kansas (Sep 29, 2016)
Pass attempts	88	Mahomes II, Patrick vs Oklahoma (Oct 22, 2016)
Pass completions	52	Mahomes II, Patrick vs Oklahoma (Oct 22, 2016)
Yards Passing	734	Mahomes II, Patrick vs Oklahoma (Oct 22, 2016)
TD Passes	5	Mahomes II, Patrick at Arizona State (Sep 10, 2016)
		Mahomes II, Patrick vs Louisiana Tech (Sep 17, 2016)
		Mahomes II, Patrick vs Oklahoma (Oct 22, 2016)
Long Pass	75	Mahomes II, Patrick at Arizona State (Sep 10, 2016)
Receptions	12	Giles, Jonathan vs Kansas (Sep 29, 2016)
Yards Receiving	219	Giles, Jonathan vs Kansas (Sep 29, 2016)
TD Receptions	3	Giles, Jonathan vs Louisiana Tech (Sep 17, 2016)
Long Reception	75	Stockton, Justin at Arizona State (Sep 10, 2016)
Field Goals	2	Hatfield, Clayton vs Stephen F. Austin (Sep 03, 2016)
		Hatfield, Clayton at TCU (Oct 29, 2016)
Long Field Goal	43	Hatfield, Clayton vs Stephen F. Austin (Sep 03, 2016)
Punts	5	Barden, Michael vs Stephen F. Austin (Sep 03, 2016)
Punting Avg	52.0	Barden, Michael at Kansas State (Oct 08, 2016)
Long Punt	59	Barden, Michael at Kansas State (Oct 08, 2016)
Punts inside 20	2	Barden, Michael vs Stephen F. Austin (Sep 03, 2016)
		Barden, Michael vs West Virginia (Oct 15, 2016)
Long Punt Return	33	Batson, Cameron vs Stephen F. Austin (Sep 03, 2016)
Long Kickoff Return	46	Davis III, Reginald vs West Virginia (Oct 15, 2016)
Tackles	12.5	Jenkins, Malik vs Oklahoma (Oct 22, 2016)
Sacks	3.0	Williams, Kris vs Kansas (Sep 29, 2016)
Tackles For Loss	3.0	Williams, Kris vs Kansas (Sep 29, 2016)
Interceptions	1	Nguema, Thierry vs Stephen F. Austin (Sep 03, 2016)
		Ward, Keenon vs Stephen F. Austin (Sep 03, 2016)
		Johnson, Jah'Shawn vs Kansas (Sep 29, 2016)
		Coleman, Douglas at TCU (Oct 29, 2016)

TEAM GAME HIGHS

Rushes	49	at TCU (Oct 29, 2016)
Yards Rushing	196	vs Louisiana Tech (Sep 17, 2016)
Yards Per Rush	5.7	vs Oklahoma (Oct 22, 2016)
TD Rushes	4	vs Stephen F. Austin (Sep 03, 2016)
Pass attempts	88	vs Oklahoma (Oct 22, 2016)
Pass completions	52	vs Oklahoma (Oct 22, 2016)
Yards Passing	734	vs Oklahoma (Oct 22, 2016)
Yards Per Pass	13.1	vs Louisiana Tech (Sep 17, 2016)
TD Passes	8	vs Kansas (Sep 29, 2016)
Total Plays	109	vs Oklahoma (Oct 22, 2016)
Total Offense	854	vs Oklahoma (Oct 22, 2016)
Yards Per Play	8.4	vs Louisiana Tech (Sep 17, 2016)
Points	69	vs Stephen F. Austin (Sep 03, 2016)
Sacks By	5	vs Stephen F. Austin (Sep 03, 2016)
First Downs	42	vs Oklahoma (Oct 22, 2016)
Penalties	12	vs Kansas (Sep 29, 2016)
Penalty Yards	103	vs West Virginia (Oct 15, 2016)
Turnovers	2	at Arizona State (Sep 10, 2016)
		vs Kansas (Sep 29, 2016)
		vs Oklahoma (Oct 22, 2016)
		at TCU (Oct 29, 2016)
Interceptions By	2	vs Stephen F. Austin (Sep 03, 2016)
Punts	5	vs Stephen F. Austin (Sep 03, 2016)
Punting Avg	52.0	at Kansas State (Oct 08, 2016)
Long Punt	59	at Kansas State (Oct 08, 2016)
Punts inside 20	2	vs Stephen F. Austin (Sep 03, 2016)
		vs West Virginia (Oct 15, 2016)
Long Punt Return	33	vs Stephen F. Austin (Sep 03, 2016)

OPPONENT INDIVIDUAL GAME HIGHS

Rushes	31	Mixon, Joe, vs Oklahoma (Oct 22, 2016)
Yards Rushing	263	Mixon, Joe, vs Oklahoma (Oct 22, 2016)
TD Rushes	7	Ballage, Kalen, at Arizona State (Sep 10, 2016)
Long Rush	75	Ballage, Kalen, at Arizona State (Sep 10, 2016)
Pass attempts	49	Conque, Zach, vs Stephen F. Austin (Sep 03, 2016)
Pass completions	28	Conque, Zach, vs Stephen F. Austin (Sep 03, 2016)
		Wilkins, Manny, at Arizona State (Sep 10, 2016)
Yards Passing	545	Mayfield, Baker, vs Oklahoma (Oct 22, 2016)
TD Passes	7	Mayfield, Baker, vs Oklahoma (Oct 22, 2016)
Long Pass	76	HIGGINS, Ryan, vs Louisiana Tech (Sep 17, 2016)
Receptions	10	Liggins, Justic, vs Stephen F. Austin (Sep 03, 2016)
Yards Receiving	202	Westbrook, Dede, vs Oklahoma (Oct 22, 2016)
TD Receptions	3	Mixon, Joe, vs Oklahoma (Oct 22, 2016)
Long Reception	76	TAYLOR, Trent, vs Louisiana Tech (Sep 17, 2016)
Field Goals	3	McCrane, M., at Kansas State (Oct 08, 2016)
Long Field Goal	43	Ruiz, Storm, vs Stephen F. Austin (Sep 03, 2016)
		Gonzalez, Zane, at Arizona State (Sep 10, 2016)
Punts	10	Moos, Cole, vs Kansas (Sep 29, 2016)
Punting Avg	55.0	Haack, Matt, at Arizona State (Sep 10, 2016)
Long Punt	63	Lewallen, Caleb, vs Stephen F. Austin (Sep 03, 2016)
Punts inside 20	3	Haack, Matt, at Arizona State (Sep 10, 2016)
Long Punt Return	36	Hart, Trae, vs Stephen F. Austin (Sep 03, 2016)
Long Kickoff Return	99	Pringle, Byron, at Kansas State (Oct 08, 2016)
Tackles	14.5	Howard, Travin, at TCU (Oct 29, 2016)
Sacks	2.0	Armstrong, D., vs Kansas (Sep 29, 2016)
		Willis, Jordan, at Kansas State (Oct 08, 2016)
		Boesen, Mat, at TCU (Oct 29, 2016)
Tackles For Loss	3.5	COOPER, S., vs Louisiana Tech (Sep 17, 2016)
Interceptions	2	Hayes, D., at Arizona State (Sep 10, 2016)

OPPONENT TEAM GAME HIGHS

Rushes	53	at Arizona State (Sep 10, 2016)
Yards Rushing	332	vs West Virginia (Oct 15, 2016)
Yards Per Rush	7.7	vs Oklahoma (Oct 22, 2016)
TD Rushes	7	at Arizona State (Sep 10, 2016)
Pass attempts	55	vs Stephen F. Austin (Sep 03, 2016)
Pass completions	31	vs Stephen F. Austin (Sep 03, 2016)
Yards Passing	545	vs Oklahoma (Oct 22, 2016)
Yards Per Pass	15.1	vs Oklahoma (Oct 22, 2016)
TD Passes	7	vs Oklahoma (Oct 22, 2016)
Total Plays	90	vs Stephen F. Austin (Sep 03, 2016)
		at Arizona State (Sep 10, 2016)
Total Offense	854	vs Oklahoma (Oct 22, 2016)
Yards Per Play	11.2	vs Oklahoma (Oct 22, 2016)
Points	68	at Arizona State (Sep 10, 2016)
Sacks By	4	vs West Virginia (Oct 15, 2016)
		at TCU (Oct 29, 2016)
First Downs	34	at Arizona State (Sep 10, 2016)
Penalties	9	vs West Virginia (Oct 15, 2016)
Penalty Yards	95	vs West Virginia (Oct 15, 2016)
Turnovers	3	vs Stephen F. Austin (Sep 03, 2016)
Interceptions By	2	at Arizona State (Sep 10, 2016)
Punts	10	vs Kansas (Sep 29, 2016)
Punting Avg	52.0	at Arizona State (Sep 10, 2016)
Long Punt	63	vs Stephen F. Austin (Sep 03, 2016)
Punts inside 20	4	at Arizona State (Sep 10, 2016)
Long Punt Return	36	vs Stephen F. Austin (Sep 03, 2016)



GAME 1 • TEXAS TECH 69, STEPHEN F. AUSTIN 17

LUBBOCK, Texas -- Patrick Mahomes threw for four touchdowns and ran for two more to lead Texas Tech past Stephen F. Austin 69-17 on Saturday.

The Lumberjacks couldn't stop the Red Raiders offense and couldn't get theirs on track for much of the game.

Mahomes, who was pulled midway through the third quarter, completed 30 of 43 passes for 483 yards; he rushed for 57 more.

Six Red Raiders receivers had yardage totals greater than 47 yards and the team had 10 plays of 20 yards or longer.

"This is a potent offense," Lumberjacks coach Clint Conque said. "We obviously realized it was going to be a tough get for us as a football team."

The win gave Texas Tech (1-0) its 16th straight win over FCS opponents, including three against the Lumberjacks (0-1).

Texas Tech coach Kliff Kingsbury wasn't too pleased with the offensive early on.

"I just didn't think offensively we played very technical -- kind of some streetball going on early," he said.

SCORING SUMMARY

QTR	Time	Team	Scoring Play	Drive / Time
1st	12:22	TTU	Batson, C. 13 yd pass from Mahomes, P. (Hatfield, C. kick)	10-75 / 2:38
	06:03	TTU	Coutee, K. 6 yd run (Hatfield, C. kick)	5-45 / 1:12
	01:10	TTU	Mahomes, P. 3 yd run (Hatfield, C. kick)	8-69 / 2:46
2nd	13:12	TTU	Mahomes, P. 7 yd run (Hatfield, C. kick)	6-78 / 1:40
	12:15	TTU	Giles, J. 22 yd pass from Mahomes, P. (Hatfield, C. kick)	1-22 / 0:08
	09:24	SFA	Ruiz, S. 43 yd field goal	11-49 / 2:51
	04:33	TTU	Cantrell, D. 8 yd pass from Mahomes, P. (Hatfield, C. kick)	4-93 / 1:20
	00:17	TTU	Hatfield, C. 31 yd field goal	10-86 / 3:23
3rd	07:50	TTU	Lauderdale, D. 14 yd pass from Mahomes (Hatfield, C. kick)	10-80 / 2:43
	02:42	SFA	Liggins, J. 9 yd pass from Conque, Z. (Ruiz, S. kick)	10-84 / 2:53
	01:08	TTU	Hatfield, C. 43 yd field goal	9-55 / 1:34
4th	12:11	SFA	Pace, T. 38 yd pass from Taylor, H. (Ruiz, S. kick)	5-75 / 1:38
	03:25	TTU	High, J. 9 yd pass from Shimonek, N. (Hatfield, C. kick)	12-70 / 3:31
	01:10	TTU	Dauphine, C. 27 yd run (Hatfield, C. kick)	1-27 / 0:18

RUSHING: Texas Tech - Mahomes, P. 10-57; Felton, Dem. 5-28; Stockton, J. 6-25; Dauphine, Corey 2-25; Coutee, Keke 1-6; Woodward, Caleb 1-2; Shimonek, Nic 3-minus 18. SFA - West, Joshawa 12-51; Amous, Kijana 7-36; Shaw, Jamall 5-5; Whitaker, Jacoby 2-minus 1; Taylor, Hunter 2-minus 5; TEAM 1-minus 9; Conque, Zach 6-minus 19.

PASSING: Texas Tech - Mahomes, P. 30-43-0-483; Shimonek, Nic 18-28-1-150. SFA - Conque, Zach 28-49-2-246; Taylor, Hunter 3-6-0-66.

RECEIVING: Texas Tech - Lauderdale, D. 7-49; High, Ja'Deion 6-54; Knutson, Kash 5-45; Giles, Jonathan 4-89; Stockton, J. 4-66; Batson, Cameron 3-24; White, Quinton 3-16; Davis, Reginald 2-80; Cantrell, Dylan 2-62; Willies, D. 2-47; Sadler, Ian 2-38; Brown, Tony 2-10; Vasher, T.J. 2-9; Shorts, Quan 1-16; Coutee, Keke 1-12; Rittimann, H. 1-9; Felton, Dem. 1-7. SFA - Liggins, Justice 10-80; Piper, Aaron 5-50; Sylvester, Robert 3-10; Pace, Tamrick 2-48; Hart, Trae 2-34; Hill, Kiki 2-20; Jones, Nick 2-19; West, Joshawa 2-9; Amous, Kijana 1-21; Taylor, Will 1-11; Ruffin, DeQuann 1-10.

INTERCEPTIONS: Texas Tech - Ward, Keenon 1-0; Nguema, Thierry 1-0. SFA - Starnes, Zack 1-0

TACKLES (UA-A): Texas Tech - Madison, Tevin 4-2; Jenkins, Malik 3-3; Nelson, Justis 5-0; Pipkins, Ondre 5-0; Ward, Keenon 5-0; Polite-Bray, DJ 4-0; Johnson, Jah. 2-2; Williams, Kris 2-2; Moore, Kevin 3-0; Hinton, D'Vonta 3-0; Brooks, Jordyn 2-1; Stice, Luke 2-1. SFA - Muhammad, Ahmad 4-3; Smith, Trevon 5-0; Walls, Marlon 5-0; Hall, Zach 4-1; Stone, George 3-1; Ghansah, Lawrence 2-2; Kanipes, Zack 2-2; Ward, Alize 3-0; Martin, Patrick 3-0; Starnes, Zack 3-0; Gregory, Alex 3-0; Williams, Germod 3-0; Miller, Price 2-1; Martin, Jack 2-1

TEAM STATISTICS

	SFA	TTU
FIRST DOWNS	24	37
RUSHES-YARDS (NET)	35-58	28-125
PASSING YDS (NET)	312	633
Passes Att-Comp-Int	55-31-2	71-48-1
TOTAL OFFENSE PLAYS-YARDS	90-370	99-758
Fumble Returns-Yards	0-0	0-0
Punt Returns-Yards	1-36	4-75
Kickoff Returns-Yards	7-146	2-42
Interception Returns-Yards	1-0	2-0
Punts (Number-Avg)	8-39.8	5-32.6
Fumbles-Lost	2-1	0-0
Penalties-Yards	3-25	7-42
Possession Time	30:46	29:14
Third-Down Conversions	5 of 17	7 of 15
Fourth-Down Conversions	0 of 2	0 of 1
Red-Zone Scores-Chances	2-3	9-9
Sacks By: Number-Yards	2-18	5-35

GAME 2 • ARIZONA STATE 68, TEXAS TECH 55

TEMPE, Ariz. -- Kalen Ballage tied an NCAA record by scoring eight touchdowns and had 185 all-purpose yards, helping Arizona State outlast Texas Tech 68-55 in a wild game Saturday night.

Two teams known for scoring points in bunches put on an offensive show in the desert, trading big plays and touchdowns on seemingly every snap.

Arizona State (2-0) opened up its playbook in an attempt to keep up with the Red Raiders.

Ballage was the focal point, scoring seven touchdowns on direct-snap runs and another on a 39-yard, double-reverse flea flicker. The junior matches the record set by Illinois' Howard Griffin in 1990.

Texas Tech (1-1) tried to keep up behind Patrick Mahomes, who threw for 540 yards and two touchdowns. The Red Raiders bogged down offensively in the second half, though, and had little defense against the quick-snapping Sun Devils.

Mahomes had two passes intercepted by Gump Hayes, including one that set up Ballage's seventh TD in the fourth quarter.

Ballage followed with a 75-yard run up the middle to match the record on his 13th touch of the game. He also tied the FBS record with four touchdowns in the second quarter.

SCORING SUMMARY

QTR	Time	Team	Scoring Play	Drive / Time
1st	10:13	ASU	Harry, N'Keal 10 yd pass from Wilkins, M. (Gonzalez, Z. kick)	6-43 / 1:44
	07:12	TTU	Mahomes, P. 1 yd run (Hatfield, C. kick)	8-47 / 3:00
	05:33	ASU	TEAM safety	
	01:14	TTU	Willies, D. 59 yd pass from Mahomes, P. (Hatfield, C. kick)	6-98 / 1:46
2nd	13:17	ASU	Ballage, K. 1 yd run (Gonzalez, Z. kick)	7-75 / 2:57
	12:55	TTU	Stockton, J. 75 yd pass from Mahomes, P. (Hatfield, C. kick)	2-75 / 0:22
	11:18	ASU	Ballage, K. 39 yd pass from Wilkins, M. (Gonzalez, Z. kick)	4-85 / 1:24
	08:30	ASU	Ballage, K. 1 yd run (Gonzalez, Z. kick)	5-50 / 1:53
	05:21	TTU	Cantrell, D. 11 yd pass from Mahomes (Hatfield kick failed)	9-75 / 3:09
	02:17	ASU	Ballage, K. 4 yd run (Gonzalez, Z. kick)	9-74 / 2:55
	00:53	TTU	Giles, J. 13 yd pass from Mahomes, P. (Hatfield, C. kick)	9-75 / 1:24
3rd	11:45	TTU	Stockton, J. 1 yd run (Hatfield, C. kick)	9-75 / 3:15
	08:32	ASU	Ballage, K. 2 yd run (Gonzalez, Z. kick)	7-84 / 3:08
	00:43	ASU	Ballage, K. 7 yd run (Gonzalez, Z. kick)	15-80 / 5:00
4th	10:57	ASU	Ballage, K. 1 yd run (Gonzalez, Z. kick)	1-1 / 0:04
	09:23	TTU	Felton, D. 5 yd run (Hatfield, C. kick)	6-75 / 1:34
	09:11	ASU	Ballage, K. 75 yd run (Gonzalez, Z. kick)	1-75 / 0:12
	08:16	TTU	Batson, C. 66 yd pass from Mahomes, P. (Hatfield, C. kick)	4-75 / 0:55
	03:04	ASU	Gonzalez, Z. 43 yd field goal	11-53 / 5:06

RUSHING: Texas Tech - Mahomes, P. 11-44; Stockton, J. 7-20; Felton, Dem. 1-5; White, Quinton 2-4; Team 1-minus 1. Arizona State - Ballage, Kalen 13-137; Richard, Demario 30-109; Wilkins, Manny 10-55.

PASSING: Texas Tech - Mahomes, P. 38-53-2-540. Arizona State - Wilkins, Manny 28-37-0-351.

RECEIVING: Texas Tech - Batson, Cameron 9-148; Giles, Jonathan 9-71; Lauderdale, D. 7-57; Stockton, J. 3-95; Cantrell, Dylan 3-25; White, Quinton 2-34; Willies, D. 1-59; Sadler, Ian 1-22; Davis, Reginald 1-16; Coutee, Keke 1-8; Felton, Dem. 1-5. Arizona State - Harry, N'Keal 6-72; White, Tim 6-40; Harvey, Jalen 4-39; Richard, Demario 3-31; Gammage, Fred 3-31; Kohl, Kody 2-67; Ballage, Kalen 2-48; Smith, Cameron 2-23.

INTERCEPTIONS: Texas Tech - None; Arizona State - Hayes, D. 2-19.

TACKLES (UA-A): Texas Tech - Brooks, Jordyn 10-0; Jenkins, Malik 7-1; Stice, Luke 7-0; Nguema, Thierry 7-0; Nelson, Justis 5-1; Ward, Keenon 5-1; Johnson, Jah. 4-1; Polite-Bray, DJ 4-1; Williams, Kris 4-0; Hill, Kolin 3-1; Stringer, B. 3-0; Madison, Tevin 3-0; Moore, Gary 3-0; Gilmore, L. 3-0.

Arizona State - Orr, Kareem 8-0; Perry, Armand 5-2; Hayes, D. 5-1; Latu, Alani 4-1; Calhoun, DJ 4-1; Wicker, JoJo 4-0; Crump, Koron 3-0; Mendoza, Carlos 1-2;

TEAM STATISTICS

	TTU	ASU
FIRST DOWNS	28	34
RUSHES-YARDS (NET)	22-72	53-301
PASSING YDS (NET)	540	351
Passes Att-Comp-Int	53-38-2	37-28-0
TOTAL OFFENSE PLAYS-YARDS	75-612	90-652
Fumble Returns-Yards	0-0	0-0
Punt Returns-Yards	1-0	2-14
Kickoff Returns-Yards	0-0	8-179
Interception Returns-Yards	0-0	2-19
Punts (Number-Avg)	4-43.0	4-52.0
Fumbles-Lost	1-0	0-0
Penalties-Yards	9-94	6-60
Possession Time	23:46	36:14
Third-Down Conversions	6 of 13	9 of 16
Fourth-Down Conversions	1 of 1	2 of 2
Red-Zone Scores-Chances	5-5	7-7
Sacks By: Number-Yards	0-0	2-9



GAME 3 • TEXAS TECH 59, LOUISIANA TECH 45

LUBBOCK, Texas -- Patrick Mahomes II threw for five touchdowns, three to Jonathan Giles, and ran for another to lead Texas Tech past Louisiana Tech 59-45 on Saturday night.

Giles finished with six catches for 186 yards.

Mahomes threw touchdown passes of 64, 36, 9, 42 and 4. The junior, who came into the game leading the nation in total offense, completed 26 of 36 passes for 470 yards.

Demarcus Felton rushed for 123 yards on 16 carries and had two touchdowns.

The Bulldogs fell behind 35-10 and couldn't quell the Red Raiders up-tempo offense enough to pull off a comeback. They got within 11 points twice.

The Red Raiders (2-1) didn't punt at all on Saturday and scored on six of their first seven possessions.

Jarred Craft had 151 yards on 21 carries and Trent Taylor caught six passes for 166 yards for the Bulldogs (1-2).

Jones AT&T Stadium (57,515) September 17, 2016					
SCORE BY QUARTERS	1	2	3	4	FINAL
Louisiana Tech	3	14	14	14	45
Texas Tech	21	14	7	17	59

SCORING SUMMARY

QTR	Time	Team	Scoring Play	Drive / Time
1st	09:57	TTU	Felton, D. 12 yd run (Hatfield, C. kick),	12-75 / 5:03
	04:06	LATECH	BARNES, J. 20 yd field goal,	13-77 / 5:51
	03:41	TTU	Giles, J. 64 yd pass from Mahomes (Hatfield kick)	2-75 / 0:25
	02:07	TTU	Giles, J. 36 yd pass from Mahomes (Hatfield kick)	3-63 / 0:37
2nd	14:45	LATECH	MCKNIGHT, K. 1 yd run (BARNES, J. kick)	6-71 / 2:22
	12:04	TTU	Cantrell, D. 9 yd pass from Mahomes (Hatfield kick)	9-75 / 2:41
	09:01	TTU	Giles, J. 42 yd pass from Mahomes (Hatfield kick)	5-64 / 1:58
	00:09	LATECH	CRAFT, J. 1 yd run (BARNES, J. kick)	9-78 / 2:09
3rd	10:24	LATECH	MCKNIGHT, K. 1 yd run (BARNES, J. kick)	12-75 / 4:36
	06:17	TTU	Batson, C. 4 yd pass from Mahomes (Hatfield kick)	11-75 / 4:07
	04:40	LATECH	HENDERSON, C. 54 yd pass from HIGGINS (BARNES, J. kick)	4-75 / 1:37
4th	14:21	TTU	Felton, D. 8 yd run (Hatfield, C. kick)	11-75 / 5:19
	07:10	TTU	Hatfield, C. 24 yd field goal	8-53 / 2:48
	06:22	LATECH	TAYLOR, T. 76 yd pass from HIGGINS, R. (BARNES kick)	2-75 / 0:48
	02:33	TTU	Mahomes, P. 2 yd run (Hatfield, C. kick)	8-61 / 3:49
	00:23	LATECH	TAYLOR, T. 37 yd pass from HIGGINS, R. (BARNES, J. kick)	6-75 / 2:10

RUSHING: Louisiana Tech - CRAFT, Jarred 21-151; HIGGINS, Ryan 8-57; BONNETTE, R. 1-29; HENDERSON, C. 1-11; SCOTT, Boston 2-7; MCKNIGHT, K. 3-6. **Texas Tech-** Felton, Dem. 16-123; Mahomes II, Patrick 12-37; Stockton, Justin 11-34; White, Jr., Quinton 2-4; Team 2-minus 2.

PASSING: Louisiana Tech - HIGGINS, Ryan 20-32-0-311. **Texas Tech** - Mahomes II, Patrick 26-36-0-470.

RECEIVING: Louisiana Tech - HENDERSON, C. 9-130; TAYLOR, Trent 7-166; SMITH, Alfred 2-4; SCOTT, Boston 1-9; CRAFT, Jarred 1-2. **Texas Tech** - Giles, Jonathan 6-186; Cantrell, Dylan 6-81; Willies, Derrick 3-38; Stockton, Justin 3-30; Sadler, Ian 2-53; Batson, Cameron 2-25; Lauderdale, Devin 1-27; White, Jr., Quinton 1-12; Coutee, Keke 1-9; Davis III, Reginald 1-9.

INTERCEPTIONS: Louisiana Tech - None. **Texas Tech** - None.

FUMBLES: Louisiana Tech- CRAFT, Jarred 1-0. **Texas Tech-** Mahomes II, Patrick 1-0.

TACKLES (UA-A): Louisiana Tech - COOPER, S. 11-1; FARRIS, Russell 5-3; HARRIS, Jordan 6-1; KING, DaMarion 4-1; WOODS, Xavier 4-0; FERGUSON, J. 3-1; SANTOS, Dalton 2-2; GROGAN, Lloyd 3-0; NOLAND, C. 3-0; YDARRAGA, M. 2-0; DUNN, Roland 2-0; GARNER, K. 2-0; TURNER, I. 1-0; BRADFORD, J. 1-0; LEWIS, Ronald 1-0; SAM, Prince 1-0; TRAVIS, Darrell 1-0; LEWIS, Darryl 0-1; WOODALL, Alex 0-1; SPENCER, Trey 0-1. **Texas Tech** - Johnson, Jah'Shawn 8-0; Brooks, Jordyn 4-3; Hinton, D'Vonta 4-2; Jenkins, Malik 3-2; Coleman, Douglas 3-2; Nguema, Thierry 4-0; Hill, Kolin 3-0; Nelson, Justis 2-1; Ward, Keenon 2-0; Moore, Gary 1-1; Wallace, Joseph 1-1; Williams, Kris 1-1; Pipkins, Ondre 1-1; Fehoko, Breiden 1-0; Allen, Kisean 1-0; Wesley, Antoine 1-0; Hendrix, Payton 1-0; Ward, Da'Leon 0-1; Stice, Luke 0-1.

TEAM STATISTICS

	LATECH	TTU
FIRST DOWNS	27	35
RUSHES-YARDS (NET)	36-261	43-196
PASSING YDS (NET)	311	470
Passes Att-Comp-Int	32-20-0	36-26-0
TOTAL OFFENSE PLAYS-YARDS	68-572	79-666
Fumble Returns-Yards	0-0	0-0
Punt Returns-Yards	0-0	2-10
Kickoff Returns-Yards	4-82	1-18
Interception Returns-Yards	0-0	0-0
Punts (Number-Avg)	3-40.3	0-0.0
Fumbles-Lost	1-0	1-0
Penalties-Yards	8-89	11-95
Possession Time	27:54	32:06
Third-Down Conversions	4 of 10	8 of 10
Fourth-Down Conversions	1 of 2	0 of 0
Red-Zone Scores-Chances	4-4	6-7
Sacks By: Number-Yards	2-20	1-4

GAME 4 • TEXAS TECH 55, KANSAS 19

LUBBOCK, Texas -- Backup quarterback Nic Shimonek threw for four touchdowns and 271 yards to lead Texas Tech past Kansas 55-19 Thursday night in each team's Big 12 opener.

Shimonek came in after starter Patrick Mahomes II, who also threw for four TDs, got injured in the third quarter.

Mahomes, who threw for 277 yards and had one interception, left the game after a 32-yard run that ended with him going down hard on his right shoulder. After being checked briefly on the sideline, he tried to throw one pass before going into the locker room for further evaluation.

Shimonek threw TDs for 4, 37, 31 and 59 yards, while Mahomes' scoring strikes were for 14, 18, 17 and 6.

Jonathan Giles led Texas Tech (3-1) with 12 catches for 219 yards. The defeat for Kansas (1-3) made it 40 straight losses in games away from Lawrence, Kansas. The Red Raiders have scored at least 50 points in nine straight home games.

Jones AT&T Stadium (56,494) September 29, 2016					
SCORE BY QUARTERS	1	2	3	4	FINAL
Kansas	0	9	10	0	19
Texas Tech	14	14	13	14	55

SCORING SUMMARY

QTR	Time	Team	Scoring Play	Drive / Time
1st	13:18	TTU	Giles, Jonathan 14 yd pass from Mahomes (Hatfield kick),	5-75 1:42
	09:55	TTU	Batson, Cameron 18 yd pass from Mahomes (Hatfield kick),	8-73 2:30
2nd	14:53	KU	Loneker, Keith safety,	
	07:35	TTU	Lauderdale, Devin 17 yd pass from Mahomes (Hatfield kick),	7-61 2:26
	05:12	KU	Harrell, Chase 18 yd pass from Willis, Ryan (Wyman, kick),	7-75 2:23
	00:48	TTU	Willies, Derrick 6 yd pass from Mahomes (Hatfield kick),	11-75 4:24
3rd	12:18	KU	Sims, Steven 11 yd pass from Cozart, Montell (Wyman kick),	7-39 2:16
	07:22	KU	Wyman, Matthew 35 yd field goal	9-20 3:11
	04:56	TTU	Cantrell, Dylan 4 yd pass from Shimonek (Hatfield kick failed)	7-75 2:26
	00:00	TTU	Coutee, Keke 37 yd pass from Shimonek, Nic (Hatfield kick),	9-68 4:37
4th	08:41	TTU	Coutee, Keke 31 yd pass from Shimonek, Nic (Hatfield, kick),	3-86 1:31
	04:54	TTU	Giles, Jonathan 59 yd pass from Shimonek, Nic (Hatfield kick),	5-84 1:40

RUSHING: Kansas-Kinner, Ke'aun 9-45; Herbert, Khalil 7-22; Taylor Martin 4-13; Stanley, Carter 1-3; Loneker, Keith 1-0; Evans, Denzell 1-minus 1; TEAM 1-minus 7; Willis, Ryan 4-minus 29. **Texas Tech-** Felton, Dem. 11-48; Mahomes II, Patrick 8-27; Stockton, Justin 3-7; Shimonek, Nic 1-minus 2; Baughman, Erik 1-minus 7. **PASSING:** Kansas-Willis, Ryan 14-26-0-142; Cozart, Montell 9-20-1-97; Stanley, Carter 2-2-0-11. **Texas Tech-** Mahomes II, Patrick 27-34-1-277; Shimonek, Nic 15-21-0-271.

RECEIVING: Kansas-Sims, Steven 6-59; Johnson, Ben 5-86; Gonzalez, L. 5-51; Booker, J. 3-14; Harrell, Chase 2-24; Barbel, Shakiem 1-9; Hartzog, Bobby 1-5; Kinner, Ke'aun 1-3; Herbert, Khalil 1-minus 1. **Texas Tech-** Giles, Jonathan 12-219; Batson, Cameron 8-88; Cantrell, Dylan 5-70; Lauderdale, Devin 4-24; Coutee, Keke 3-73; Sadler, Ian 3-35; Felton, Dem. 2-13; Stockton, Justin 2-minus 8; Brown, Tony 1-19; White, Jr., Quinton 1-9; Willies, Derrick 1-6.

INTERCEPTIONS: Kansas-Smithson, Fish 1-0. **Texas Tech-** Johnson, Jah'Shawn 1-0.

FUMBLES: Kansas-TEAM 1-1; Willis, Ryan 1-0. **Texas Tech-** Mahomes II, Patrick 1-0; Baughman, Erik 1-0; Batson, Cameron 1-1.

SACKS (UA-A): Kansas-Armstrong, D. 2-0; Rosser, Cameron 1-0. **Texas Tech-** Williams, Kris 3-0; Fehoko, Breiden 1-0.

TACKLES (UA-A): Kansas-Lee, Mike 8-1; Arnick, C. 4-1; Roberts, M. 4-1; Smithson, Fish 3-2; Shaw, Tevin 3-2; Miller, Tyrone 4-0; Mosby, Damani 3-1; Armstrong, D. 3-0; Rosser, Cameron 3-0; Tormeden, Bryce 2-1; Ogletree, M. 2-0; Loneker, Keith 1-1; Bates, Bazie 1-1; Graham, Chevy 1-1; Bean, Isaiah 1-1; Wise, Daniel 1-1; Stewart, B. 1-0; Davis, Deelsaac 1-0; Olobia, Anthony 1-0; Williams, D.J. 1-0; Patrick, Tyler 1-0; Klusman, Logan 0-1; Neal, Derrick 0-1. **Texas Tech-** Smith, Desmon 5-1; Nguema, Thierry 5-0; Allen, Kisean 4-1; Polite-Bray, DJ 4-1; Johnson, Jah'Shawn 4-1; Stringer, Brayden 3-2; Williams, Kris 4-0; Washington, B. 3-0; Moore, Gary 2-1; Nelson, Justis 2-1; Brooks, Jordyn 2-1; Hill, Kolin 1-2; Hinton, D'Vonta 2-0; Fehoko, Breiden 2-0; Moore, Kevin 1-0; Thomas, Mychealon 1-0; Coleman, Douglas 1-0; Reed, Mason 0-1; Stice, Luke 0-1; Pipkins, Ondre 0-1.

TEAM STATISTICS

	KU	TTU
FIRST DOWNS	17	34
RUSHES-YARDS (NET)	28-46	24-73
PASSING YDS (NET)	250	548
Passes Att-Comp-Int	48-25-1	55-42-1
TOTAL OFFENSE PLAYS-YARDS	76-296	79-621
Fumble Returns-Yards	0-0	0-0
Punt Returns-Yards	0-0	3-10
Kickoff Returns-Yards	3-59	0-0
Interception Returns-Yards	1-0	1-0
Punts (Number-Avg)	10-37.7	4-40.0
Fumbles-Lost	2-1	3-1
Penalties-Yards	7-55	12-70
Possession Time	27:12	32:48
Third-Down Conversions	6 of 18	4 of 10
Fourth-Down Conversions	0 of 0	0 of 2
Red-Zone Scores-Chances	3-3	5-5
Sacks By: Number-Yards	3-32	4-28



GAME 5 • KANSAS STATE 44, TEXAS TECH 38

MANHATTAN, Kan. (AP) — Kansas State scored touchdowns on defense and special teams, shut down high-flying Texas Tech in the second half and held on for a 44-38 victory over the Red Raiders on Saturday night.

Jesse Ertz scored on the ground and through the air, Charles Jones ran for 128 yards and another touchdown, and Matt McCrane hit three field goals as the Wildcats (3-2, 1-1 Big 12) beat the Red Raiders (3-2, 1-1) for the fifth time in their last six meetings.

Patrick Mahomes II, despite an ailing shoulder, still threw for 504 yards and two touchdowns while running for three more scores. But the Red Raiders' junior quarterback also threw a pick that was returned for seven and failed to convert three fourth downs in the second half.

The Wildcats' Byron Pringle returned a kickoff 99 yards for a score with 1:31 remaining in the half, giving Kansas State a 31-28 advantage.

Late in the third quarter, a sack gave the Wildcats the ball at the Texas Tech 47 -- and set them up for a touchdown that made it 38-31.

Bill Snyder Family Stadium (51,540)
October 8, 2016

SCORE BY QUARTERS	1	2	3	4	FINAL
Texas Tech	14	14	3	7	38
Kansas State	14	17	0	13	44

SCORING SUMMARY

QTR	Time	Team	Scoring Play	Drive / Time
1st	09:48	TTU	Mahomes II, Patrick 1 yd run (Hatfield, Clayton kick),	14-85 5:12
	06:28	KS	Zuber, Isaiah 12 yd pass from Ertz, Jesse (McCrane, M. kick)	7-66 3:12
	04:19	KS	Reed, D.J. 35 yd interception return (McCrane, M. kick)	
	02:38	TTU	Coutee, Keke 61 yd pass from Mahomes II (Hatfield kick)	4-75 1:41
2nd	14:09	KS	McCrane, M. 20 yd field goal	9-57 3:23
	11:19	TTU	Mahomes II, Patrick 16 yd run (Hatfield, Clayton kick)	7-68 2:42
	05:43	KS	Ertz, Jesse 1 yd run (McCrane, M. kick)	10-72 5:30
	01:47	TTU	Mahomes II, Patrick 3 yd run (Hatfield, Clayton kick)	11-80 3:51
	01:31	KS	Pringle, Byron 99 yd kickoff return (McCrane, M. kick)	
3rd	05:17	TTU	Hatfield, Clayton 34 yd field goal	6-45 2:18
4th	14:07	KS	Jones, Charles 2 yd run (McCrane, M. kick)	8-47 2:36
	06:05	KS	McCrane, M. 25 yd field goal	12-71 6:28
	01:56	KS	McCrane, M. 42 yd field goal	4--5 2:17
	00:05	TTU	Batson, Cameron 15 yd pass from Mahomes (Hatfield kick)	8-75 1:51

RUSHING: **Texas Tech**-Felton, Dem. 14-66; White, Jr., Quinton 2-8; Mahomes II, Patrick 9-minus 3; Stockton, Justin 3-minus 8. **Kansas State**-Jones, Charles 19-128; Ertz, Jesse 10-83; Warmack, Dalvin 8-21; Dimel, Winston 1-1; TEAM 1-minus 2.

PASSING: **Texas Tech**-Mahomes II, Patrick 45-62-1-504; Batson, Cameron 1-1-0-25. **Kansas State**-Ertz, Jesse 10-20-0-104.

RECEIVING: **Texas Tech**-Cantrell, Dylan 11-87; Lauderdale, Devin 7-92; Batson, Cameron 5-50; Coutee, Keke 5-130; Giles, Jonathan 4-49; Davis III, Reginald 4-34; Sadler, Ian 3-26; Stockton, Justin 3-13; Willies, Derrick 2-18; White, Jr., Quinton 1-25; Felton, Dem. 1-5. **Kansas State**-Zuber, Isaiah 3-35; Pringle, Byron 2-26; Heath, D. 2-21; Burton, Deante 2-16; Jones, Charles 1-6.

INTERCEPTIONS: **Texas Tech**-None. **Kansas State**-Reed, D.J. 1-35.

SACKS (UA-A): **Texas Tech**-None. **Kansas State**-Willis, Jordan 2-0; Walker, Reggie 1-0.

TACKLES (UA-A): **Texas Tech**-Allen, Kisean 5-1; Brooks, Jordyn 5-1; Hinton, D'Vonta 5-0; Pipkins, Ondre 5-0; Moore, Gary 4-0; Banks, Paul 4-0; Stice, Luke 3-0; Fehoko, Breiden 3-0; Jenkins, Malik 3-0; Polite-Bray, DJ 2-0; Hill, Kolin 2-0; Johnson, Jah'Shawn 2-0; Williams, Kris 1-0; Washington, B. 1-0; Nelson, Justis 1-0; Nguema, Thierry 1-0. **Kansas State**-Shelley, Duke 9-0; Lee, Elijah 7-1; Adams, Kendall 7-0; Starks, Donnie 7-0; Reed, D.J. 7-0; Moore, C. 6-1; Barnett, Dante 4-0; Willis, Jordan 4-0; Walker, Reggie 3-0; Geary, Will 2-1; Tanking, Trent 2-0; Sullivan, E. 2-0; Wood, Tanner 1-1; Dozier, Cedric 1-0; Barnes, Alex 1-0; Mack, Ryan 1-0; Johnston, Chase 1-0.

TEAM STATISTICS

	TTU	KSU
FIRST DOWNS	33	21
RUSHES-YARDS (NET)	28-63	39-231
PASSING YDS (NET)	529	104
Passes Att-Comp-Int	63-46-1	20-10-0
TOTAL OFFENSE PLAYS-YARDS	91-592	59-335
Fumble Returns-Yards	0-0	0-0
Punt Returns-Yards	2-14	0-0
Kickoff Returns-Yards	5-83	6-181
Interception Returns-Yards	0-0	1-35
Punts (Number-Avg)	2-52.0	3-50.3
Fumbles-Lost	0-0	0-0
Penalties-Yards	9-100	6-50
Possession Time	31:22	28:38
Third-Down Conversions	9 of 16	4 of 11
Fourth-Down Conversions	0 of 3	1 of 1
Red-Zone Scores-Chances	5-6	6-6
Sacks By: Number-Yards	0-0	3-33

GAME 6 • NO. 20 WEST VIRGINIA 48, TEXAS TECH 17

LUBBOCK, Texas (AP) — Skylar Howard ran for two touchdowns and threw for another to lead No. 20 West Virginia past Texas Tech, 48-17, on Saturday to keep the Mountaineers unbeaten and in the hunt for the Big 12 title.

The Mountaineers (5-0, 2-0 Big 12) held Texas Tech (3-3, 1-2) to its lowest offensive output this season, just 379 yards. Patrick Mahomes II threw for 305 yards, his second-lowest passing total of the season, and was replaced in the fourth quarter by Nic Shimonek.

A 14-point turnaround in the second quarter helped the Mountaineers gain momentum. Sean Walters' interception at the West Virginia 11 led to a TD pass from Howard to Justin Crawford at the other end of the field to put the Mountaineers up 17-7.

Howard completed 21 of 31 passes for 318 yards. Rushel Shell, who finished with 104 yards rushing for West Virginia, scored two rushing TDs in the fourth quarter as the Mountaineers pulled away.

Jones AT&T Stadium (54,111)
October 15, 2016

SCORE BY QUARTERS	1	2	3	4	FINAL
West Virginia	10	14	3	21	48
Texas Tech	7	0	3	7	17

SCORING SUMMARY

QTR	Time	Team	Scoring Play	Drive / Time
1st	09:30	WVU	Crawford, J 10 yd run (Molina, Mike kick)	9-91 2:59
	01:51	TTU	Giles, Jonathan 44 yd pass from Mahomes (Hatfield kick)	9-74 4:35
	00:17	WVU	Molina, Mike 34 yd field goal	7-58 1:34
2nd	07:03	WVU	Crawford, J 5 yd pass from Howard, Skyler (Molina, Mike kick)	10-89 4:05
	04:22	WVU	Howard, Skyler 8 yd run (Molina, Mike kick)	7-72 1:56
3rd	10:04	TTU	Hatfield, Clayton 42 yd field goal	10-51 4:56
	06:04	WVU	Molina, Mike 22 yd field goal	11-70 4:00
4th	14:51	WVU	Howard, Skyler 1 yd run (Molina, Mike kick)	8-83 2:58
	10:24	WVU	Shell, Rushel 14 yd run (Molina, Mike kick)	3-32 1:21
	08:13	TTU	Giles, Jonathan 16 yd pass from Shimonek, Nic (Hatfield kick)	8-48 2:11
	02:16	WVU	Shell, Rushel 3 yd run (Molina, Mike kick)	10-75 5:57

RUSHING: **West Virginia**-Shell, Rushel 21-104; McKoy, Kennedy 4-99; Howard, Skyler 12-89; Crawford, J 7-42; Wellman, Elijah 2-minus 2. **Texas Tech**-Ward, Da'Leon 6-27; Felton, Dem. 5-18; Stockton, Justin 2-5; Nunez, Talar 1-minus 6; Mahomes II, Patrick 13-minus 10.

PASSING: **West Virginia**-Howard, Skyler 21-31-0-318. **Texas Tech**-Mahomes II, Patrick 28-44-1-305; Shimonek, Nic 4-6-0-40.

RECEIVING: **West Virginia**-White, Ka'Rawn 7-67; Durante, Jovon 4-83; Gibson, Shelton 4-14; Shorts, Daikiel 3-100; Jennings, Gary 1-47; Crawford, J 1-5; Shell, Rushel 1-2. **Texas Tech**-Giles, Jonathan 8-136; Coutee, Keke 6-61; Stockton, Justin 5-21; Batson, Cameron 5-19; Sadler, Ian 4-93; Lauderdale, Devin 2-14; Felton, Dem. 2-1.

INTERCEPTIONS: **West Virginia**-Walters, Sean 1-0. **Texas Tech**-None.

FUMBLES: **West Virginia**-None. **Texas Tech**-Mahomes II, Patrick 1-0.

SACKS (UA-A): **West Virginia**-Howard, Darrien 1-0; Douglas, Rasul 1-0; Walters, Sean 1-0; Brown, C 1-0. **Texas Tech**-None.

TACKLES (UA-A): **West Virginia**-White, Kyzir 5-0; Tyler, Jeremy 4-1; Arndt, Justin 3-2; Benton, A 3-2; Long, David 3-2; Harper, Jarrod 4-0; Howard, Darrien 3-1; Walters, Sean 3-0; Douglas, Rasul 3-0; Fleming, M 3-0; Brown, C 3-0; Donahue, Reese 2-0; Nwachukwu, N 2-0; Shuler II, Adam 1-1; Crawford, A. 1-0; Jennings, Gary 1-0; Meadows, Nick 1-0; Gross, Marvin 1-0; Shariff, Khairi 1-0; Christian, H 1-0; Battle, Elijah 0-1; Pegues, Xavier 0-1; Preston, Xavier 0-1. **Texas Tech**-Johnson, Jah'Shawn 8-2; Brooks, Jordyn 6-1; Allen, Kisean 6-0; Hendrix, Payton 4-1; Banks, Paul 4-1; Hinton, D'Vonta 3-0; Nelson, Justis 3-0; Stringer, Brayden 2-1; Moore, Kevin 2-0; Hill, Kolin 2-0; Washington, B. 2-0; Polite-Bray, DJ 1-1; Fehoko, Breiden 0-2; Jenkins, Malik 0-2; Williams, Kris 1-0; Picone, Johnathan 1-0; Thomas, Mychealon 1-0; Barnes, Zach 1-0; Nguema, Thierry 1-0; Parker, Justus 1-0; Moore, Gary 0-1.

TEAM STATISTICS

	WVU	TTU
FIRST DOWNS	28	21
RUSHES-YARDS (NET)	46-332	27-34
PASSING YDS (NET)	318	345
Passes Att-Comp-Int	31-21-0	50-32-1
TOTAL OFFENSE PLAYS-YARDS	77-650	77-379
Fumble Returns-Yards	0-0	0-0
Punt Returns-Yards	2-4	1-19
Kickoff Returns-Yards	1-25	3-73
Interception Returns-Yards	1-0	0-0
Punts (Number-Avg)	1-45.0	4-36.5
Fumbles-Lost	0-0	1-0
Penalties-Yards	9-95	10-103
Possession Time	29:38	30:22
Third-Down Conversions	7 of 13	10 of 19
Fourth-Down Conversions	1 of 1	1 of 3
Red-Zone Scores-Chances	8-8	2-3
Sacks By: Number-Yards	4-47	0-0



GAME 7 • NO. 16 OKLAHOMA 66, TEXAS TECH 59

LUBBOCK, Texas -- Patrick Mahomes II recorded seven total touchdowns and an NCAA record 819 yards of total offense, but dropped a 66-59 battle with No. 16 Oklahoma on Saturday night in the game that broke the NCAA record for combined offensive yards with 1,708 yards.

Mahomes' seven touchdowns (five passing, two rushing) also gave him the NCAA-lead with 35 this season.

OU's Joe Mixon ran for two touchdowns, a 46-yarder and a 42-yarder. He finished with 263 yards rushing and 114 yards receiving. He's the first Sooner ever to reach 200 yards rushing and 100 receiving in the same game. Westbrook caught nine passes for 202 yards.

Mahomes threw for five touchdowns and 734 yards for Texas Tech (3-4, 1-3). His passing yards total tied the NCAA record, matching Connor Halliday when Washington State played California in 2014.

SCORING SUMMARY

QTR	Time	Team	Scoring Play	Drive / Time
1st	13:23	OU	Mixon, Joe 56 yd pass from Mayfield (kick failed)	5-75 1:37
	11:28	OU	Westbrook, Dede 49 yd pass from Mayfield (Seibert kick),	3-62 0:44
	07:23	TTU	Ward, Da'Leon 4 yd run (Hatfield, Clayton kick)	12-84 4:05
	01:06	TTU	Hatfield, Clayton 37 yd field goal	10-65 2:02
2nd	13:31	OU	Mixon, Joe 46 yd run (Seibert, Austin kick)	1-41 0:42
	09:06	TTU	Mahomes II, Patrick 11 yd run (Hatfield, Clayton kick)	14-75 4:25
	06:14	OU	Seibert, Austin 23 yd field goal	9-69 2:52
	00:37	TTU	Giles, Jonathan 23 yd pass from Mahomes II (Hatfield kick)	8-80 1:26
3rd	00:17	OU	Basquine, Nick 23 yd pass from Mayfield, Baker (Seibert kick)	2-75 0:20
	11:51	OU	Westbrook, Dede 23 yd pass from Mayfield (Seibert, kick)	6-68 2:17
	09:33	TTU	Davis III, Reginald 32 yd pass from Mahomes II (Hatfield kick)	9-75 2:18
	07:59	OU	Mixon, Joe 43 yd pass from Mayfield, Baker (Seibert kick)	5-75 1:34
4th	04:10	TTU	Giles, Jonathan 41 yd pass from Mahomes II (Hatfield kick),	11-75 3:49
	01:36	OU	Flowers, D. 34 yd pass from Mayfield, Baker (Seibert kick)	6-76 2:34
	12:57	TTU	Mahomes II, Patrick 22 yd run (Hatfield, Clayton kick),	12-75 3:39
	09:15	OU	Mixon 15 yd pass from Mayfield (Westbrook pass from Mayfield)	8-75 3:42
	07:56	TTU	Coutee, Keke 56 yd pass from Mahomes (Hatfield kick)	5-77 1:19
	05:03	OU	Mixon, Joe 42 yd run (Seibert, Austin kick)	7-75 2:53
	01:38	TTU	Batson, Cameron 3 yd pass from Mahomes (Hatfield kick)	13-92 3:25

RUSHING: Oklahoma-Mixon, Joe 31-263; Adams, Abdul 4-22; Mayfield, Baker 2-19; Westbrook, Dede 1-15; TEAM 2-minus 10. **Texas Tech**-Mahomes II, Patrick 12-85; Ward, Da'Leon 7-31; Stockton, Justin 1-5; Team 1-minus 1.

PASSING: Oklahoma-Mayfield, Baker 27-36-0-545. **Texas Tech**-Mahomes II, Patrick 52-88-1-734.

RECEIVING: Oklahoma-Westbrook, Dede 9-202; Mixon, Joe 4-114; Basquine, Nick 4-77; Lewis, Geno 3-47; Flowers, D. 2-45; Andrews, Mark 2-24; Green, Dahu 1-25; Miller, A.D. 1-7; Jones, Mykel 1-4. **Texas Tech**-Coutee, Keke 10-172; Giles, Jonathan 10-167; Batson, Cameron 9-99; Sadler, Ian 7-75; Davis III, Reginald 5-68; Reed, Mason 3-49; Lauderdale, Devin 3-44; Shorts, Quan 3-27; Brown, Tony 1-19; Ward, Da'Leon 1-14.

INTERCEPTIONS: Oklahoma-Parker, Steven 1-0. **Texas Tech**-None.

FUMBLES: Oklahoma-None. **Texas Tech**-Giles, Jonathan 1-1.

SACKS (UA-A): Oklahoma-Okoronkwo, O. 1-0. **Texas Tech**-None.

TACKLES (UA-A): Oklahoma-Thomas, Ahmad 10-1; Johnson, W. 8-2; Parker, Jordan 7-0; Beal, Emmanuel 6-1; Evans, Jordan 4-3; Okoronkwo, O. 4-0; Thomas, Jordan 3-1; Parker, Steven 3-1; Doucet, Kapri 3-0; Roberts, Austin 2-0; Haughton, K. 2-0; Gallimore, N. 1-0; Wade, Jordan 1-0; Jackson, Mark 0-1; Sylvie, Chance 0-1; Green, Dahu 0-1. **Texas Tech**-Jenkins, Malik 11-3; Brooks, Jordyn 6-1; Allen, Kisean 5-1; Nelson, Justis 5-0; Johnson, Jah'Shawn 4-0; Polite-Bray, DJ 4-0; Barnes, Zach 2-1; Fehoko, Breiden 1-2; Nguema, Thierry 1-2; Pipkins, Ondre 1-2; Banks, Paul 2-0; Hill, Kolin 1-1; Ward, Keenon 1-1; Moore, Gary 1-1; Washington, B. 1-0; Thomas, Mychealon 0-1.

TEAM STATISTICS

	OU	TTU
FIRST DOWNS	33	42
RUSHES-YARDS (NET)	40-309	21-120
PASSING YDS (NET)	545	734
Passes Att-Comp-Int	36-27-0	88-52-1
TOTAL OFFENSE PLAYS-YARDS	76-854	109-854
Fumble Returns-Yards	0-0	0-0
Punt Returns-Yards	0-0	1-8
Kickoff Returns-Yards	1-24	4-66
Interception Returns-Yards	1-0	0-0
Punts (Number-Avg)	2-39.0	2-32.5
Fumbles-Lost	0-0	1-1
Penalties-Yards	6-60	11-92
Possession Time	29:07	30:53
Third-Down Conversions	6 of 10	20 of 25
Fourth-Down Conversions	0 of 1	2 of 2
Red-Zone Scores-Chances	2-3	5-6
Sacks By: Number-Yards	1-2	0-0

GAME 8 • TEXAS TECH 27, TCU 24 (2OT)

FORT WORTH, Texas -- Clayton Hatfield kicked a 37-yard field goal in the second overtime and Texas Tech beat TCU 27-24 in a surprisingly low-scoring game on Saturday.

Patrick Mahomes scrambled 15 yards for a touchdown in the first overtime before TCU tied the game on Deshaun Watson's incredible 25-yard TD catch from backup quarterback Foster Sawyer.

The Horned Frogs (4-4, 2-3 Big 12) had the ball to start the second overtime. But Brandon Hatfield -- not related to the Texas Tech kicker -- shanked a 40-yard field goal attempt, his third miss of the game.

A week after matching an FBS record with 734 yards passing in a 66-59 loss to Oklahoma, Mahomes went 24 of 39 for 206 yards with two touchdowns and an interception as Texas Tech (4-4, 2-3) ended a three-game losing streak.

"It was a pass play called and it wasn't open," Mahomes said of his TD run in overtime. "They were covering up pretty much everything all day. I just opened up and I just ran."

The previous two times the teams met in Fort Worth, they combined for 109 points both times. Tech won 56-53 in triple overtime in 2012, and TCU broke Big 12 and school records in an 82-27 win two years ago. The Frogs won 55-52 in Lubbock last year.

SCORING SUMMARY

QTR	Time	Team	Scoring Play	Drive / Time
1st	04:40	TCU	Green, Derrick 2 yd run (Hatfield, B. kick),	17-99 6:49;
2nd	13:23	TTU	Davis III, Reginald 33 yd pass from Mahomes (Hatfield kick),	12-80 4:49
	09:33	TCU	Hatfield, B. 23 yd field goal	11-69 3:50
3rd	06:49	TTU	Hatfield, Clayton 41 yd field goal	10-43 2:43
	14:37	TCU	Johnson, T. 1 yd run (Hatfield, B. kick)	4-15 1:14
4th	01:28	TTU	Cantrell, Dylan 8 yd pass from Mahomes (Hatfield kick)	16-80 6:44
	15:00	TTU	Mahomes II, Patrick 15 yd run (Hatfield, Clayton kick)	4-25 0:00
OT	15:00	TCU	White, Deshaun 25 yd pass from Sawyer (Hatfield, B. kick)	2-25 0:00
	15:00	TTU	Hatfield, Clayton 37 yd field goal	4-5 0:00

RUSHING: Texas Tech-Ward, Da'Leon 23-98; Mahomes II, Patrick 20-39; Stockton, Justin 4-12; Felton, Demarcus 1-1; Barden, Michael 1-minus 11. **TCU**-Olunilu, Sewo 7-48; Hill, Kenny 6-35; Johnson, T. 11-33; Green, Derrick 8-21; Nunez, Adam 1-18; Hicks, Kyle 4-15; Turpin, K. 1-2; Anderson, D. 1-0.

PASSING: Texas Tech-Mahomes II, Patrick 24-39-1-206; Team 0-1-0-0. **TCU**-Hill, Kenny 16-29-1-160; Sawyer, Foster 6-17-0-86; TEAM 0-1-0-0.

RECEIVING: Texas Tech-Ward, Da'Leon 8-49; Batson, Cameron 4-26; Cantrell, Dylan 3-40; Davis III, Reginald 2-40; Sadler, Ian 2-21; Brown, Tony 2-18; Giles, Jonathan 2-10; Coutee, Keke 1-2. **TCU**-Williams, Taj 4-52; Turpin, K. 4-39; White, Deshaun 3-49; Walsh, Daniel 3-29; Gray, Deante 2-21; Stewart, J. 2-15; Hicks, Kyle 1-15; Diarse, John 1-12; Slanina, Ty 1-11; Anderson, D. 1-3.

INTERCEPTIONS: Texas Tech-Coleman, Douglas 1-0. **TCU**-Orr, Nick 1-0.

FUMBLES: Texas Tech-Mahomes II, Patrick 1-1; Ward, Da'Leon 1-0; Barden, Michael 1-0. **TCU**-None.

SACKS (UA-A): Texas Tech-None. **TCU**-Boesen, Mat 2-0; Howard, Travin 1-0; Curry, Aaron 1-0.

TACKLES (UA-A): Texas Tech-Jenkins, Malik 10-4; Brooks, Jordyn 3-7; Coleman, Douglas 4-1; Nelson, Justis 4-1; Williams, Kris 2-5; Allen, Kisean 4-0; Pipkins, Ondre 1-5; Polite-Bray, DJ 3-0; Hill, Kolin 2-1; Moore, Kevin 2-0; Fehoko, Breiden 1-2; Ward, Keenon 1-1; Nguema, Thierry 1-1; Felton, Demarcus 1-0; Ward, Da'Leon 1-0; Thomas, Mychealon 0-2; Johnson, Jah'Shawn 0-2; Barnes, Zach 0-2 Washington, B. 0-2; Stice, Luke 0-1; Wallace, Joseph 0-1. **TCU**-Howard, Travin 10-9; Boesen, Mat 5-5; Douglas, Sammy 5-3; Issahaku, R. 4-3; Johnson, Denzel 2-7; Curry, Aaron 2-6; Galeai, Tipa 2-4; Small, Niko 2-3; Lewis, Julius 3-0; Carraway, Josh 2-2; Orr, Nick 1-4; Bradley, Chris 2-1; Collier, L.J. 1-2; Summers, Ty 1-1; Texada, R. 1-1; Calvin, Cyd 1-0; Broadnax, J. 0-1.

TEAM STATISTICS

	TTU	TCU
FIRST DOWNS	23	25
RUSHES-YARDS (NET)	49-139	39-172
PASSING YDS (NET)	206	246
Passes Att-Comp-Int	40-24-1	47-22-1
TOTAL OFFENSE PLAYS-YARDS	89-345	86-418
Fumble Returns-Yards	0-0	0-0
Punt Returns-Yards	1-15	2-6
Kickoff Returns-Yards	0-0	1-28
Interception Returns-Yards	1-0	1-0
Punts (Number-Avg)	4-43.0	4-36.5
Fumbles-Lost	3-1	0-0
Penalties-Yards	1-5	4-25
Possession Time	32:04	27:56
Third-Down Conversions	10 of 20	5 of 15
Fourth-Down Conversions	1 of 2	1 of 1
Red-Zone Scores-Chances	3-3	3-5
Sacks By: Number-Yards	0-0	4-24



THE LAST TIME TEXAS TECH...

OFFENSE (TEAM)

SCORING (All Games)

Scored 50 or more points	59, vs. #16 Oklahoma (2016)
Scored 60 or more points	69, vs. Stephen F. Austin (2016)
Scored 70 or more points	75, vs. Northwestern State (2007)
Scored 80 or more points	80, vs. Sam Houston State (2005)

Was held to 10 or fewer points	6, vs. #2 Oklahoma State (2011)
Was held to 7 or fewer points	6, vs. #2 Oklahoma State (2011)
Was held to 3 or fewer points	3, at #20 TCU (2006)
Was shutout	0, at #2 Nebraska (1997)
Was shutout in back-to-back games	vs. SMU, 0-14, at Rice, 0-14 (1962)
Was held without an offensive touchdown	vs. #2 Oklahoma State (2011)
Was held without a touchdown	at #20 TCU (2006)

Allowed 50 or more points	66, vs. #16 Oklahoma (2016)
Allowed 60 or more points	66, vs. #16 Oklahoma (2016)
Allowed 70 or more points	70, vs. #12 Oklahoma State (2015)
Allowed 80 or more points	82, at #10 TCU (2014)

Shutout opponent	vs. Southeastern Louisiana, 62-0 (2006)
Shutout opponent in back-to-back games	at Texas Wesleyan, 13-0 at New Mexico, 27-0 (1949)
Shutout opponent in a half	at Kansas, 20-0 (2015)
Held opponent without an offensive touchdown	vs. Northwestern State, 44-6 (2012)

SCORING (Home Games)

Scored 50 or more points	59, vs. #16 Oklahoma (2016)
Scored 60 or more points	69, vs. Stephen F. Austin (2016)
Scored 70 or more points	75, vs. Northwestern State (2007)
Scored 80 or more points	80, vs. Sam Houston State (2005)

Was held to 10 or fewer points	6, vs. #2 Oklahoma State (2011)
Was held to 7 or fewer points	6, vs. #2 Oklahoma State (2011)
Was held to 3 or fewer points	3, vs. #1 Nebraska (2000)
Was shutout	0, vs. #20 Arkansas (1987)
Was held without an offensive touchdown	vs. #2 Oklahoma State (2011)
Was held without a touchdown	vs. #1 Nebraska (2000)

Allowed 50 or more points	66, vs. #16 Oklahoma (2016)
Allowed 60 or more points	66, vs. #16 Oklahoma (2016)

Shutout opponent	vs. Southeastern Louisiana, 62-0 (2006)
Held opponent without an offensive touchdown	vs. Northwestern State, 44-6 (2012)
Shutout opponent in a half	vs. #24 TCU (2013)

SCORING (Away Games)

Scored 50 or more points	55, at Arizona State (2016)
Scored 60 or more points	63, at #19 Kansas (2008)
Scored 70 or more points	N/A

Was held to 10 or fewer points	7, at #16 Oklahoma (2010)
Was held to 7 or fewer points	7, at #16 Oklahoma (2010)
Was held to 3 or fewer points	3, at #20 TCU (2006)
Was shutout	0, at #2 Nebraska (1997)
Was held without an offensive touchdown	at #20 TCU (2006)
Was held without a touchdown	at #20 TCU (2006)

Allowed 50 or more points	68, at Arizona State (2016)
Allowed 60 or more points	68, at Arizona State (2016)
Allowed 70 or more points	82, at #10 TCU (2014)

Shutout opponent	at Baylor, 28-0 (2005)
Held opponent without an offensive touchdown	at #20 TCU, 3-12 (2006)
Shutout opponent in a half	at Kansas, 20-0 (2015)

TOTAL OFFENSE

Had 550 or more total yards	854, vs. #16 Oklahoma (2016)
Had 600 or more total yards	854, vs. #16 Oklahoma (2016)
Had 650 or more total yards	854, vs. #16 Oklahoma (2016)
Had 700 or more total yards	854, vs. #16 Oklahoma (2016)
Had 750 or more total yards	854, vs. #16 Oklahoma (2016)

Was held to 300 or fewer total yards	270, vs. #2 Oklahoma State (2011)
Was held to 250 or fewer total yards	144, vs. #4 Texas (2010)
Was held to 200 or fewer total yards	144, vs. #4 Texas (2010)
Was held to 150 or fewer total yards	144, vs. #4 Texas (2010)
Was held to 100 or fewer total yards	90, vs. #8 Miami (Fla.) (1990)

RUSHING ATTEMPTS

Had 40 or more rushing attempts	49, at TCU (2016)
Had 45 or more rushing attempts	49, at TCU (2016)
Had 50 or more rushing attempts	51, at Texas (2015)
Had 55 or more rushing attempts	55, at Baylor (1999)
Had 60 or more rushing attempts	61, vs. North Texas (1998)
Had 64 or more rushing attempts	64, vs. #20 Texas A&M (1997)

Was held to 20 or fewer rushing attempts	14, at #22 Kansas State (2014)
Was held to 15 or fewer rushing attempts	14, at #22 Kansas State (2014)
Was held to 10 or fewer rushing attempts	7, at #15 Texas (2007)

RUSHING OFFENSE

Had 200 or more rushing yards	293, at Texas (2015)
Had 250 or more rushing yards	293, at Texas (2015)
Had 300 or more rushing yards	325, vs. New Mexico (2012)
Had 350 or more rushing yards	453, vs. Louisiana-Lafayette (1997)
Had 400 or more rushing yards	453, vs. Louisiana-Lafayette (1997)
Had 450 or more rushing yards	482, vs. Baylor (1996)

Was held to 50 or fewer rushing yards	34, vs. West Virginia (2016)
Was held to 40 or fewer rushing yards	34, vs. West Virginia (2016)
Was held to 30 or fewer rushing yards	29, vs. #22 LSU (2015)
Was held to 20 or fewer rushing yards	-14, vs. #25 Texas (2010)
Was held to 10 or fewer rushing yards	-14, vs. #25 Texas (2010)
Was held to negative rushing yards	-14, vs. #25 Texas (2010)

RUSHING TOUCHDOWNS

Had 4 or more rushing touchdowns	4, vs. Stephen F. Austin (2016)
Had 5 or more rushing touchdowns	5, at Texas (2015)
Was held without a rushing touchdown	vs. West Virginia (2016)
Was held without a rushing TD in back-to-back games	at #24 Oklahoma State/at #22 Kansas State (2014)
Was held without a rushing TD in 3 consecutive games	5 games (2006)

PASSING ATTEMPTS

Had 60 or more passing attempts	88, vs. #16 Oklahoma (2016)
Had 65 or more passing attempts	88, vs. #16 Oklahoma (2016)
Had 70 or more passing attempts	88, vs. #16 Oklahoma (2016)
Had 75 or more passing attempts	88, vs. #16 Oklahoma (2016)

Was held to 35 or fewer passing attempts	31, vs. West Virginia (2016)
Was held to 30 or fewer passing attempts	25, vs. Nebraska (2008)
Was held to 25 or fewer passing attempts	25, vs. Nebraska (2008)
Was held to 20 or fewer passing attempts	17, vs. Oklahoma (1999)
Was held to 15 or fewer passing attempts	14, vs. Iowa State (1999)
Was held to 10 or fewer passing attempts	10, at Texas (1997)



THE LAST TIME TEXAS TECH...

PASSING COMPLETIONS

Had 47 or more passing completions	52, vs. #16 Oklahoma (2016)
Had 48 or more passing completions	52, vs. #16 Oklahoma (2016)
Had 49 or more passing completions	52, vs. #16 Oklahoma (2016)
Had 50 or more passing completions	52, vs. #16 Oklahoma (2016)
Had 51 or more passing completions	52, vs. #16 Oklahoma (2016)
Had 52 or more passing completions	52, vs. #16 Oklahoma (2016)

Was held to 20 or fewer passing completions	17, at UTEP (2014)
Was held to 16 or fewer passing completions	16, vs. #13 Alabama (2005)
Was held to 10 or fewer passing completions	9, vs. Oklahoma (1999)
Was held to 8 or fewer passing completions	8, vs. Iowa State (1999)
Was held to 5 or fewer passing completions	3, at Texas (1997)

PASSING OFFENSE

Had 400 or more passing yards	734, vs. #16 Oklahoma (2016)
Had 450 or more passing yards	734, vs. #16 Oklahoma (2016)
Had 500 or more passing yards	734, vs. #16 Oklahoma (2016)
Had 550 or more passing yards	734, vs. #16 Oklahoma (2016)
Had 600 or more passing yards	734, vs. #16 Oklahoma (2016)
Had 650 or more passing yards	734, vs. #16 Oklahoma (2016)

Was held to 200 or fewer passing yards	199, at West Virginia (2015)
Was held to 150 or fewer passing yards	144, at #16 Oklahoma (2010)
Was held to 100 or fewer passing yards	74, vs. Oklahoma State (1998)
Was held to 50 or fewer passing yards	42, vs. Rice (1989)

PASSING TOUCHDOWNS

Had 5 or more passing touchdowns	5, vs. #16 Oklahoma (2016)
Had 6 or more passing touchdowns	8, vs. Kansas (2016)
Had 7 or more passing touchdowns	8, vs. Kansas (2016)
Had 8 or more passing touchdowns	8, vs. Kansas (2016)

Was held without a passing TD	vs. Texas (2014)
Was held without a passing TD in back-to-back games	vs. Oklahoma/at #24 OSU (1997)
Was held without a passing TD in 3 consecutive games	7 games (1997)

PASSING INTERCEPTIONS

Had 3 or more passing interceptions	4, at #15 Oklahoma (2015)
Had 4 or more passing interceptions	4, at #15 Oklahoma (2015)
Had 5 or more passing interceptions	5, vs. #1 Oklahoma (2003)

Went 3 consecutive games without a passing INT	3 games (2011)
Went 4 consecutive games without a passing INT	5 games (1997)
Went 5 consecutive games without a passing INT	5 games (1997)

FUMBLES ALLOWED

Had 3 or more fumbles	3 (lost 0), vs. #22 LSU (2015)
Had 4 or more fumbles	4 (lost 3), vs. #5 Baylor (2014)
Had 5 or more fumbles	5 (lost 2), at #2 Texas (2009)
Had 6 or more fumbles	6 (lost 3), vs. #16 NC State (2002)
Had 7 or more fumbles	7 (lost 2), at #21 Kansas State (1996)

Went back-to-back games without a fumble	2 games (2008)
--	----------------

TURNOVERS ALLOWED

Had 4 or more turnovers	4, at Texas (2015)
Had 5 or more turnovers	5, vs. Texas A&M (2009)
Had 6 or more turnovers	6, vs. Colorado (2003)

Did not commit a turnover	vs. Louisiana Tech (2016)
Went back-to-back games without a turnover	2 games (2005)

DEFENSE (TEAM)

SCORING DEFENSE

Shutout its opponent	0, vs. Southeastern Louisiana (2006)
Allowed 3 or fewer points	0, vs. Southeastern Louisiana (2006)
Allowed 7 or fewer points	7, vs. Texas State (2013)
Allowed 10 or fewer points	7, vs. Texas State (2013)

Didn't allow an offensive touchdown	vs. Northwestern State (2012)
Didn't allow a touchdown	vs. Northwestern State (2012)

SCORING DEFENSE (Home Games)

Allowed 10 or fewer points	7, vs. Texas State (2013)
Allowed 7 or fewer points	7, vs. Texas State (2013)
Allowed 3 or fewer points	0, vs. Southeastern Louisiana (2006)
Shutout its opponent	vs. Southeastern Louisiana (2006)
Held its opponent without an offensive touchdown	0, vs. Southeastern Louisiana (2006)
Held its opponent without a touchdown	0, vs. Southeastern Louisiana (2006)

Allowed 50 or more points	70, vs. #12 Oklahoma State (2015)
Allowed 60 or more points	70, vs. #12 Oklahoma State (2015)

SCORING DEFENSE (Away Games)

Allowed 10 or fewer points	10, at Texas State (2012)
Allowed 7 or fewer points	7, at Baylor (2007)
Allowed 3 or fewer points	0, at Baylor (2005)
Shutout its opponent	0, at Baylor (2005)
Held its opponent without an offensive touchdown	at SMU (2007)
Held its opponent without a touchdown	at SMU (2007)

Allowed 50 or more points	66, vs. #16 Oklahoma (2016)
Allowed 60 or more points	66, vs. #16 Oklahoma (2016)
Allowed 70 or more points	82, at #10 TCU (2014)

TOTAL DEFENSE

Allowed 300 or fewer total yards	296, vs. Kansas (2016)
Allowed 250 or fewer total yards	240, vs. Texas State (2013)
Allowed 200 or fewer total yards	189, at Iowa State (2012)
Allowed 150 or fewer total yards	127, vs. New Mexico (2012)
Allowed 125 or fewer total yards	84, vs. Northwestern State (2012)
Allowed 100 or fewer total yards	84, vs. Northwestern State (2012)

Allowed 500 or more total yards	854, vs. #16 Oklahoma (2016)
Allowed 550 or more total yards	854, vs. #16 Oklahoma (2016)
Allowed 600 or more total yards	854, vs. #16 Oklahoma (2016)
Allowed 650 or more total yards	854, vs. #16 Oklahoma (2016)
Allowed 700 or more total yards	854, vs. #16 Oklahoma (2016)
Allowed 750 or more total yards	854, vs. #16 Oklahoma (2016)

DEFENSIVE FIRST DOWNS ALLOWED

Allowed 12 or fewer first downs	11, vs. Texas State (2013)
Allowed 10 or fewer first downs	8, vs. New Mexico (2012)
Allowed 9 or fewer first downs	8, vs. New Mexico (2012)
Allowed 7 or fewer first downs	6, vs. Northwestern State (2012)
Allowed 5 or fewer first downs	5, vs. North Texas (1998)

Allowed 30 or more first downs	33, vs. #16 Oklahoma (2016)
Allowed 35 or more first downs	35, at #15 Oklahoma (2015)

TACKLES FOR A LOSS

Recorded 12 or more tackles for a loss	12, vs. Texas State (2013)
Recorded 13 or more tackles for a loss	14, vs. Rice (2009)
Recorded 14 or more tackles for a loss	14, vs. Rice (2009)
Recorded 15 or more tackles for a loss	15, vs. Baylor (2002)

Was held without a tackle for a loss	0.0, vs. Houston (2010)
--------------------------------------	-------------------------



THE LAST TIME TEXAS TECH...

RUSHING DEFENSE

Allowed 70 or fewer rushing yards	46, vs. Kansas (2016)
Allowed 60 or fewer rushing yards	46, vs. Kansas (2016)
Allowed 50 or fewer rushing yards	46, vs. Kansas (2016)
Allowed 40 or fewer rushing yards	13, vs. Northwestern State (2012)
Allowed 30 or fewer rushing yards	13, vs. Northwestern State (2012)
Allowed 20 or fewer rushing yards	13, vs. Northwestern State (2012)
Allowed 10 or fewer rushing yards	9, vs. Fresno State (1998)
Allowed 0 or fewer rushing yards	-12, at #21 Kansas State (1996)
Allowed -10 or fewer rushing yards	-12, at #21 Kansas State (1996)

Allowed 250 or more rushing yards	309, vs. #16 Oklahoma (2016)
Allowed 300 or more rushing yards	309, vs. #16 Oklahoma (2016)
Allowed 350 or more rushing yards	384, vs. #22 LSU (2015)
Allowed 400 or more rushing yards	403, at Texas (2015)
Allowed 450 or more rushing yards	469, at Missouri (2003)

DEFENSIVE SACKS

Had 4 or more sacks	4, vs. Kansas (2016)
Had 5 or more sacks	5, vs. Stephen F. Austin (2016)
Had 6 or more sacks	6, vs. Kansas (2009)

Was held without a sack in back-to-back games	4, at Kansas State, vs. West Virginia, vs. Oklahoma, at TCU (2016)
Was held without a sack in 3 consecutive games	4, at Kansas State, vs. West Virginia, vs. Oklahoma, at TCU (2016)
Was held without a sack in 4 consecutive games	4, at Kansas State, vs. West Virginia, vs. Oklahoma, at TCU (2016)

QUARTERBACK HURRIES

Had 5 or more quarterback hurries	7, vs. Kansas (2016)
Had 10 or more quarterback hurries	10, vs. Missouri (2002)
Had 13 or more quarterback hurries	13, at New Mexico (2002)
Had 15 or more quarterback hurries	16, vs. Oklahoma (2001)
Had 18 or more quarterback hurries	18, vs. Oklahoma State (2000)

Was held without a quarterback hurry in 3 consecutive games	3 games (2014)
Was held without a quarterback hurry in 5 consecutive games	5 games (2008)

PASSING DEFENSE

Allowed 100 or fewer passing yards	64, at Texas (2015)
Allowed 75 or fewer passing yards	64, at Texas (2015)
Allowed 60 or fewer passing yards	29, vs. Kansas (2012)
Allowed 50 or fewer passing yards	29, vs. Kansas (2012)
Allowed 45 or fewer passing yards	29, vs. Kansas (2012)
Allowed 40 or fewer passing yards	29, vs. Kansas (2012)
Allowed 30 or fewer passing yards	29, vs. Kansas (2012)
Allowed 25 or fewer passing yards	0, vs. Arkansas (1974)

Allowed 350 or more passing yards	545, vs. #16 Oklahoma (2016)
Allowed 400 or more passing yards	545, vs. #16 Oklahoma (2016)
Allowed 450 or more passing yards	545, vs. #16 Oklahoma (2016)
Allowed 500 or more passing yards	545, vs. #16 Oklahoma (2016)

DEFENSIVE INTERCEPTIONS

Had 3 or more interceptions	3, vs. Iowa State (2015)
Had 4 or more interceptions	5, vs. SMU (2008)
Had 5 or more interceptions	5, vs. SMU (2008)
Had 6 or more interceptions	6, vs. Houston (1993)

Was held without an interception in 4 consecutive games	4 games (2016)
Was held without an interception in 5 consecutive games	5 games (2012)
Was held without an interception in 6 consecutive games	6 games (2011-2012)

PASS BREAKUPS

Had 10 or more pass breakups	11, vs. Houston (2010)
Had 15 or more pass breakups	16, vs. Oklahoma State (2002)

Was held without a pass breakup	0, at #25 Texas (2011)
---------------------------------	------------------------

FORCED TURNOVERS

Forced 3 or more turnovers	3, vs. Stephen F. Austin (2016)
Forced 4 or more turnovers	4, vs. Sam Houston State (2015)
Forced 5 or more turnovers	5, at #19 Kansas (2008)
Forced 6 or more turnovers	7, vs. Nebraska (2004)
Forced 7 or more turnovers	7, vs. Nebraska (2004)

Forced a turnover in back-to-back games	vs. #22 LSU, vs. Stephen F. Austin (2015-16)
Forced a turnover in 10 consecutive games	#5 BU, ISU, at KU, at #15 OU, vs. #12 OSU, at WVU, vs. KSU, at UT, #22 LSU, vs. Stephen F. Austin (2015-16)
Forced at least 2 turnovers in back-to-back games	SHSU, UTEP, at Arkansas (2015)
Forced at least 2 turnovers in 3 consecutive games	Iowa State, at Kansas, at #15 Oklahoma (2015)

Was held without a forced turnover in back-to-back games	vs. Oklahoma, at TCU (2016)
Was held without a forced turnover in 3 consecutive games	4 games (2016)
Was held without a forced turnover in 4 consecutive games	4 games (2016)

FORCED FUMBLES

Forced 4 or more fumbles	4 (lost 3), at Kansas (2013)
Forced 5 or more fumbles	5 (lost 4), vs. Colorado (1999)
Forced 6 or more fumbles	7 (lost 4), vs. #5 Nebraska (1996)
Forced 7 or more fumbles	7 (lost 4), vs. #5 Nebraska (1996)

Was held without a forced fumble in back-to-back games	4 games (2016)
Was held without a forced fumble in 3 or more consecutive games	4 games (2016)
Was held without a forced fumble in 4 or more consecutive games	4 games (2016)
Was held without a forced fumble in 5 or more consecutive games	5 games (2012)
Was held without a forced fumble in 7 or more consecutive games	7 games (2004)

RECOVERED FUMBLES

Recovered 3 or more fumbles	3, at Kansas (2013)
Recovered 4 or more fumbles	4, vs. Texas State (2011)

Was held without a recovered fumble in 3 or more consecutive games	4 games (2016)
Was held without a recovered fumble in 4 or more consecutive games	4 games (2016)
Was held without a recovered fumble in 5 or more consecutive games	9 games (2012-13)
Was held without a recovered fumble in 6 or more consecutive games	9 games (2012-13)
Was held without a recovered fumble in 7 or more consecutive games	9 games (2012-13)
Was held without a recovered fumble in 8 or more consecutive games	9 games (2012-13)
Was held without a recovered fumble in 9 or more consecutive games	9 games (2012-13)

DEFENSIVE MISC.

Returned an interception for a touchdown	at Kansas (2015)
Returned 2 interceptions for touchdowns	vs. Oklahoma State (2000)
Recorded an interception on the opponent's first offensive play	vs. Iowa State (2015)
Returned a fumble for a touchdown	vs. Texas (2014)
Returned a fumble for a TD to win the game with under 1:00	0:48, vs. Fresno State (1998)
Recorded a safety	vs. Stephen F. Austin (2013)



THE LAST TIME TEXAS TECH...

SPECIAL TEAMS (TEAM)

PUNT RETURN

Had 100 or more punt return yards _____ 113, at Nevada (2008)
 Had 150 or more punt return yards _____ 166, at #23 Texas A&M (2002)
 Returned a punt for a touchdown _____ at Nevada (2008) - Eric Morris, 86 yds
 Blocked a punt _____ vs. #12 Oklahoma State (2013) - Kerry Hyder
 Blocked 2 punts _____ at New Mexico (2010) - Aaron Crawford & Jonathan Brydon
 Returned a blocked punt for a touchdown _____ vs. Indiana State (2005) - Brandon Douglas, 2 yds

KICKOFF RETURN

Had 200 or more kick return yards _____ 256 (10 att.), vs. #20 Baylor (2011)
 Returned a kickoff for a touchdown _____ vs. #12 Oklahoma State (2015) - Jakeem Grant, 100 yds
 Returned an opening kickoff for a TD _____ vs. New Mexico (1973) - Lawrence Williams, 95 yds
 Returned a kickoff for a TD in season opener _____ vs. Sam Houston State (2015) - Jakeem Grant, 94 yds

PUNTING

Had a punt blocked _____ vs. #12 Oklahoma State (2013)
 Had a punt blocked and returned for a TD _____ at #24 Oklahoma State (2012) - 30 yds

 Did not punt _____ vs. Louisiana Tech (2016)
 Had 10 or more punts _____ 14, vs. #13 Kansas State (1997)
 Forced 10 or more punts _____ 11, vs. Iowa State (2013)

 Faked a punt and scored a touchdown _____ at Texas (2013) - P Ryan Erxleben (51-yd run)

FIELD GOALS & PAT

Blocked a PAT attempt _____ at Kansas (2011) - Terrance Bullitt
 Blocked a field goal attempt _____ at TCU (2016), Kris Williams, 39 yards
 Returned a blocked field goal for a TD _____ vs. Oklahoma State (2000) - Aaron Hunt/Lawrence Flugence - 79 Yds

 Had a PAT blocked _____ at Kansas (2015)
 Missed a PAT attempt _____ at Arizona State - Wide right (2016)
 Had a field goal blocked _____ vs. Minnesota (2012)
 Had a field goal blocked and returned for a TD _____ vs. #23 Texas A&M (2011) - Dustin Harris/Terrance Frederick - 65 Yds

MISCELLANEOUS

Recovered an on-sides kick _____ at Kansas State (2016) - Devin Lauderdale

MISCELLANEOUS (TEAM)

vs. NATIONALLY-RANKED OPPONENTS

Defeated a ranked opponent _____ vs. #14 Arizona State (2013)
 Defeated a ranked opponent at home _____ vs. #24 TCU (2013)
 Defeated a ranked opponent on the road _____ at #21 TCU (2012)
 Defeated a ranked opponent at a neutral site _____ vs. #14 Arizona State (2013)
 Defeated a ranked opponent in back-to-back games _____ 2 games (2012)
 Defeated a ranked opponent in 3 consecutive games _____ 3 games (2008)

 Lost to a ranked opponent _____ vs. #16 Oklahoma (2016)
 Lost to a ranked opponent at home _____ vs. #16 Oklahoma (2016)
 Lost to a ranked opponent on the road _____ at #15 Oklahoma (2015)
 Lost to a ranked opponent at a neutral site _____ vs. #22 LSU (2015)
 Lost to an unranked opponent at home _____ vs. Texas (2014)
 Lost to an unranked team on the road _____ at Kansas State (2016)

 Shutout a ranked opponent _____ vs. #18 SMU (1980)
 Shutout a ranked opponent at home _____ vs. #18 SMU (1980)
 Shutout a ranked opponent on the road _____ Never Happened

 Played to a tie _____ 39-39, vs. TCU (1981)
 Played to a 0-0 tie _____ 0-0, vs. Hardin-Simmons (1942)
 Played in an overtime game _____ vs. Kansas (2012) - W, 41-34 (20T)
 Played in an overtime game vs. ranked opponent _____ at #21 TCU (2012) - W, 56-53 (30T)
 Lost a game and didn't commit a turnover _____ #3 TCU (2015)

MARGIN OF VICTORY/DEFEAT

Won by 40 or more points _____ 52, Texas Tech 69, Stephen F. Austin 17 (2016)
 Won by 50 or more points _____ 52, Texas Tech 69, Stephen F. Austin 17 (2016)
 Won by 60 or more points _____ 68 points, Texas Tech 75, Northwestern State 7 (2007)

 Lost by 30 or more points _____ 31, vs. West Virginia (2016)
 Lost by 40 or more points _____ 55, #10 TCU 82, Texas Tech 27 (2014)
 Lost by 50 or more points _____ 55, #10 TCU 82, Texas Tech 27 (2014)
 Lost by 60 or more points _____ 60, #2 Oklahoma State 66, Texas Tech 6 (2011)

TOTAL PLAYS

Had 90 or more total plays _____ 91, at Kansas State (2016)
 Had 100 or more total plays _____ 101, vs. Iowa State (2013)
 Had 110 or more total plays _____ 111, vs. Iowa State (2003)

 Was held to 65 or fewer total plays _____ 58, at Arkansas (2015)
 Was held to 60 or fewer total plays _____ 58, at Arkansas (2015)
 Was held to 50 or fewer total plays _____ 48, vs. Nebraska (2008)

FIRST DOWNS

Had 35 or more first downs _____ 42, vs. #16 Oklahoma (2016)
 Had 40 or more first downs _____ 42, vs. #16 Oklahoma (2016)
 Had 45 or more first downs _____ 45, vs. Iowa State (2003)

 Was held to 20 or fewer first downs _____ 18, vs. Texas (2014)
 Was held to 15 or fewer first downs _____ 15, vs. Iowa State (2011)
 Was held to 10 or fewer first downs _____ 10, at #4 Oklahoma (2002)
 Was held to 9 or fewer first downs _____ 9, vs. Oklahoma (2001)
 Was held to 8 or fewer first downs _____ 6, vs. #13 Kansas State (1997)

TIME OF POSSESSION

Had 35:00 or more time of possession _____ 36:04, vs. Northwestern State (2012)
 Had 36:00 or more time of possession _____ 36:04, vs. Northwestern State (2012)
 Had 37:00 or more time of possession _____ 39:41, vs. #14 Missouri (2010)
 Had 38:00 or more time of possession _____ 39:41, vs. #14 Missouri (2010)
 Had 39:00 or more time of possession _____ 39:41, vs. #14 Missouri (2010)

 Was held to 23:00 or fewer time of possession _____ 19:45, vs. UTEP (2015)
 Was held to 22:00 or fewer time of possession _____ 19:45, vs. UTEP (2015)
 Was held to 21:00 or fewer time of possession _____ 19:45, vs. UTEP (2015)
 Was held to 21:00 or fewer time of possession _____ 19:45, vs. UTEP (2015)
 Was held to 20:00 or fewer time of possession _____ 19:45, vs. UTEP (2015)
 Was held to 19:00 or fewer time of possession _____ 19:00, vs. Iowa State (2011)

PENALTIES

Had 10 or more penalties _____ 11, vs. #16 Oklahoma (2016)
 Had 15 or more penalties _____ 17, vs. #5 Baylor (2015)
 Had 16 or more penalties _____ 17, vs. #5 Baylor (2015)
 Had 17 or more penalties _____ 17, vs. #5 Baylor (2015)

 Had 5 or fewer penalties _____ 1, at TCU (2016)
 Had 4 or fewer penalties _____ 1, at TCU (2016)
 Had 3 or fewer penalties _____ 1, at TCU (2016)
 Had 2 or fewer penalties _____ 1, at TCU (2016)
 Had 1 or fewer penalties _____ 1, at TCU (2016)

PENALTY YARDS

Had 100 or more penalty yards _____ 103, vs. West Virginia (2016)
 Had 125 or more penalty yards _____ 142, vs. #5 Baylor (2015)
 Had 150 or more penalty yards _____ 158, at #24 Oklahoma State (2014)
 Had 175 or more penalty yards _____ 183, at Rice (2007)

 Had 40 or fewer penalty yards _____ 5, at TCU (2016)
 Had 30 or fewer penalty yards _____ 5, at TCU (2016)
 Had 20 or fewer penalty yards _____ 5, at TCU (2016)

TWO-POINT CONVERSIONS

Scored an offensive two-point conversion _____ vs. #12 Oklahoma State (2015) - Mahomes pass to Giles
 Blocked a PAT & returned for a 2-point score _____ vs. #15 Oklahoma (1992) - Ben Kirkpatrick - 84 yds
 Won by going for 2-pt conversion _____ vs. Texas (1988) - Tolliver-to-Price with 2:36 left in the game



THE LAST TIME TEXAS TECH...

OFFENSE - BY QUARTER/HALF (TEAM)

1st Quarter

Was held to 0 or fewer rushing yards	-15, vs. #22 LSU (2015)
Was held to 30 or fewer passing yards	23, vs. Minnesota (2012)
Was held to 75 or fewer total yards	60, vs. Minnesota (2012)
Had 75 or more rushing yards	108, vs. Kansas State (2015)
Had 175 or more passing yards	191, vs. #16 Oklahoma (2016)
Had 250 or more total yards	298, vs. Kansas State (2015)

2nd Quarter

Was held to 0 or fewer rushing yards	0, at Arkansas (2015)
Was held to 60 or fewer passing yards	56, at #10 TCU (2014)
Was held to 90 or fewer total yards	77, at Iowa State (2014)
Had 90 or more rushing yards	111, at Texas (2015)
Had 175 or more passing yards	184, vs. #16 Oklahoma (2016)
Had 260 or more total yards	295, vs. Stephen F. Austin (2016)

FIRST HALF

Was held to 5 or fewer rushing yards	5, vs. TCU (2013)
Was held to 110 or fewer passing yards	102, at Iowa State (2014)
Was held to 200 or fewer total yards	184, at TCU (2016)
Had 150 or more rushing yards	151, vs. Kansas State (2015)
Had 350 or more passing yards	375, vs. #16 Oklahoma (2016)
Had 400 or more total yards	420, vs. #16 Oklahoma (2016)
Had 500 or more total yards	523, Stephen F. Austin (2013)

3rd Quarter

Was held to 0 or fewer rushing yards	-8, vs. #22 LSU (2015)
Was held to 10 or fewer passing yards	10, at TCU (2012)
Was held to 0 or fewer total yards	-1, at TCU (2012)
Had 70 or more rushing yards	77, vs. Louisiana Tech (2016)
Had 175 or more passing yards	200, vs. #16 Oklahoma (2016)
Had 200 or more total yards	223, vs. #16 Oklahoma (2016)

4th Quarter

Was held to 0 or fewer rushing yards	-10, at Kansas State (2016)
Was held to 10 or fewer passing yards	4, at #10 TCU (2014)
Was held to 20 or fewer total yards	16, at #10 TCU (2014)
Had 100 or more rushing yards	100, at Texas (2015)
Had 200 or more passing yards	202, vs. #5 Baylor (2014)
Had 225 or more total yards	246, vs. #12 Oklahoma State (2015)

SECOND HALF

Was held to 0 or fewer rushing yards	-4, at SMU (2013)
Was held to 90 or fewer passing yards	58, at TCU (2016)
Was held to 125 or fewer total yards	112, at #10 TCU (2014)
Had 175 or more rushing yards	359, vs. #16 Oklahoma (2016)
Had 275 or more passing yards	440, vs. #16 Oklahoma (2016)
Had 350 or more total yards	368, at Texas (2015)

OFFENSE (INDIVIDUAL)

RUSHING

Rushed for 100 or more yards	Demarcus Felton, 123 yards, vs. Louisiana Tech (2016)
Rushed for 150 or more yards	DeAndre Washington, 173 yards, at Texas (2015)
Rushed for 200 or more yards	DeAndre Washington, 248 yards, vs. Kansas State (2015)
Quarterback rushed for 100 or more yards	Rodney Allison, 106 yards, vs. #18 Baylor (1976)

Had 2 100-yard rushers ____ Eric Stephens - 118 yards, Kenny Williams - 105 yards, vs. New Mexico (2012)

Had a run of 50 or more yards	DeAndre Washington, 80 yards, vs. Kansas State (2015)
Had a run of 60 or more yards	DeAndre Washington, 80 yards, vs. Kansas State (2015)
Had a run of 70 or more yards	DeAndre Washington, 80 yards, vs. Kansas State (2015)
Had a run of 80 or more yards	DeAndre Washington, 80 yards, vs. Kansas State (2015)
Had a run of 90 or more yards	Donny Anderson, 90 yards, at TCU (1964)

Made 30 or more attempts	Sammy Morris, 33, vs. Texas A&M (1999)
Made 40 or more attempts	Ricky Williams, 42, vs. Fresno State (1998)

Rushed for 3 or more touchdowns	Patrick Mahomes II, 3, at Kansas State (2016)
Rushed for 4 or more touchdowns	DeAndre Washington, 4, vs. #3 TCU (2015)
Rushed for 5 or more touchdowns	James Gray, 5, vs. Rice (1989)
Had 2 players rush for 2 touchdowns	Patrick Mahomes II (2) & Davis Webb (2), vs. UTEP (2015)

Had 2 or more fumbles (QB or RB)	Baker Mayfield, 3 (lost 1), vs. #4 Baylor (2013)
Had 3 or more fumbles (QB or RB)	Baker Mayfield, 3 (lost 1), vs. #4 Baylor (2013)

PASSING

Had 60 or more passing attempts	Patrick Mahomes II, 88, vs. #16 Oklahoma (2016)
Had 65 or more passing attempts	Patrick Mahomes II, 88, vs. #16 Oklahoma (2016)
Had 70 or more passing attempts	Patrick Mahomes II, 88, vs. #16 Oklahoma (2016)
Had 72 or more passing attempts	Patrick Mahomes II, 88, vs. #16 Oklahoma (2016)

Had 40 or more completions	Patrick Mahomes II, 52, vs. #16 Oklahoma (2016)
Had 45 or more completions	Patrick Mahomes II, 52, vs. #16 Oklahoma (2016)
Had 46 or more completions	Patrick Mahomes II, 52, vs. #16 Oklahoma (2016)
Had 47 or more completions	Patrick Mahomes II, 52, vs. #16 Oklahoma (2016)
Had 48 or more completions	Patrick Mahomes II, 52, vs. #16 Oklahoma (2016)
Had 49 or more completions	Patrick Mahomes II, 52, vs. #16 Oklahoma (2016)

Completed 15 or more consecutive passes	Seth Doege, 15, at New Mexico (2011)
Completed a pass to 14 or more different receivers	Patrick Mahomes II, 17, vs. Stephen F. Austin (2016)
Completed a pass to 17 or more different receivers	Patrick Mahomes II, 17, vs. Stephen F. Austin (2016)

Completed a pass of 50 or more yards	Patrick Mahomes II, 56 yards, vs. #16 Oklahoma (2016)
Completed a pass of 60 or more yards	Patrick Mahomes II, 61, at Kansas State (2016)
Completed a pass of 70 or more yards	Patrick Mahomes, 75, at Arizona State (2016)
Completed a pass of 80 or more yards	Patrick Mahomes, 90, vs. #12 Oklahoma State (2015)
Completed a pass of 90 or more yards	Patrick Mahomes, 90, vs. #12 Oklahoma State (2015)

Passed for 350 or more yards	Patrick Mahomes II, 734, vs. #16 Oklahoma (2016)
Passed for 400 or more yards	Patrick Mahomes II, 734, vs. #16 Oklahoma (2016)
Passed for 450 or more yards	Patrick Mahomes II, 734, vs. #16 Oklahoma (2016)
Passed for 500 or more yards	Patrick Mahomes II, 734, vs. #16 Oklahoma (2016)
Passed for 550 or more yards	Patrick Mahomes II, 734, vs. #16 Oklahoma (2016)
Passed for 600 or more yards	Patrick Mahomes II, 734, vs. #16 Oklahoma (2016)

Had 2 QBs pass for 200 or more yards	Patrick Mahomes (277) & Nic Shimonek (271), vs. Kansas (2016)
Had 2 QBs throw 4 TDs	Patrick Mahomes & Nic Shimonek, 4, vs. Kansas (2016)

Non-QB threw for a touchdown pass ____ WR Jakeem Grant, at Arkansas - 72 yds to Reginald Davis (2015)

Passed for 4 or more touchdowns	Patrick Mahomes, 5, vs. #16 Oklahoma (2016)
Passed for 5 or more touchdowns	Patrick Mahomes, 5, vs. #16 Oklahoma (2016)
Passed for 6 or more touchdowns	Patrick Mahomes, 6, vs. #5 Baylor (2014)
Passed for 7 or more touchdowns	Seth Doege, 7, at #21 TCU (2012)
Passed for 8 or more touchdowns	B.J. Symons, 8, vs. Texas A&M (2003)

Threw 3 or more interceptions	Patrick Mahomes II, 4, at #15 Oklahoma (2015)
Threw 4 or more interceptions	Patrick Mahomes II, 4, at #15 Oklahoma (2015)
Threw 5 or more interceptions	B.J. Symons, 5, vs. #1 Oklahoma (2003)



THE LAST TIME TEXAS TECH...

RECEIVING

Caught 10 or more passes _____ Keke Coutee, Jonathan Giles, 10, vs. #16 Oklahoma (2016)
 Caught 11 or more passes _____ Jonathan Giles, 12, vs. Kansas (2016)
 Caught 12 or more passes _____ Jonathan Giles, 12, vs. Kansas (2016)
 Caught 13 or more passes _____ Jakeem Grant, 13, vs. #12 Oklahoma State (2015)
 Caught 14 or more passes _____ Jace Amaro, 15, vs. #12 Oklahoma State (2013)
 Caught 15 or more passes _____ Jace Amaro, 15, vs. #12 Oklahoma State (2013)
 Caught 16 or more passes _____ Eric Ward, 16, vs. #20 Baylor (2011)

Had 100 or more receiving yards _____ Jonathan Giles(167) & Keke Coutee(172) vs. #16 Oklahoma (2016)
 Had 150 or more receiving yards _____ Jonathan Giles(167) & Keke Coutee(172) vs. #16 Oklahoma (2016)
 Had 175 or more receiving yards _____ Jonathan Giles, 219 yards, vs. Kansas (2016)
 Had 200 or more receiving yards _____ Jonathan Giles, 219 yards, vs. Kansas (2016)
 Had 225 or more receiving yards _____ Michael Crabtree, 237, at Oklahoma State (2007)
 Had 250 or more receiving yards _____ Joel Filani, 255, vs. Kansas State (2005)

Had a reception of 50 or more yards _____ Keke Coutee, 56 yards, vs. #16 Oklahoma (2016)
 Had a reception of 60 or more yards _____ Keke Coutee, 61 yards, at Kansas State (2016)
 Had a reception of 70 or more yards _____ Justin Stockton, 75 yards, at Arizona State (2016)
 Had a reception of 80 or more yards _____ Jakeem Grant, 90 yards, vs. #12 Oklahoma State (2015)
 Had a reception of 90 or more yards _____ Jakeem Grant, 90 yards, vs. #12 Oklahoma State (2015)

Had 3 or more receiving touchdowns _____ Jonathan Giles, 3, vs. Louisiana Tech (2016)
 Had 4 or more receiving touchdowns _____ Derek Dorris, 4, at Kansas (2000)

Had 2 or more fumbles (WR or TE) _____ Jace Amaro, 2 (lost 1), vs. #12 Oklahoma State (2013)

Had 2 or more 100-yard receivers _____ Jonathan Giles(167) & Keke Coutee(172) vs. #16 Oklahoma (2016)
 Had 3 or more 100-yd REC _____ 3, Grant (155), Marquez (130), Washington (107), vs. #5 Baylor (2014)
 Had 4 or more 100-yd REC _____ 4, J. Filani (255), T. Henderson (118), R. Johnson (107), Jarrett Hicks (105), vs. K-State (2005)
 Had 2 or more 200-yd REC _____ 2, Michael Crabtree (237), Danny Amendola (233), at Oklahoma State (2007)
 Had 6 different WR with a TD catch _____ Giles (2), Coutee (2), Batson, Lauderdale, Willies, Cantrell, vs. Kansas (2016)

ALL-PURPOSE

Scored 4 or more touchdowns _____ DeAndre Washington, 4 RUSH, vs. #3 TCU (2015)
 Scored 5 or more touchdowns _____ Taurean Henderson, 3 RUSH, 2 REC, vs. Kansas State (2005)

Had 200 or more all-purpose yards _____ Jonathan Giles, 219, vs. Kansas (2016)
 Had 225 or more all-purpose yards _____ DeAndre Washington, 284, vs. Kansas State (2015)
 Had 250 or more all-purpose yards _____ DeAndre Washington, 284, vs. Kansas State (2015)
 Had 275 or more all-purpose yards _____ DeAndre Washington, 284, vs. Kansas State (2015)
 Had 300 or more all-purpose yards _____ Jakeem Grant, 323, vs. #12 Oklahoma State (2015)
 Had 325 or more all-purpose yards _____ Wes Welker, 327, at #23 Texas A&M (2002)

Had two players with 200+ all-purpose yards _____ D. Washington (219) & J. Grant (204) vs. #3 TCU (2015)

DEFENSE (INDIVIDUAL)

INTERCEPTIONS

Had 2 or more interceptions _____ J.J. Gaines, 2, vs. Iowa State (2015)
 Had 3 or more interceptions _____ Darcel McBath, 3, at #19 Kansas (2008)
 Defensive Lineman had an interception _____ Breiden Fehoko, 1, at West Virginia (2015)

TACKLES

Had 15 or more tackles _____ Micah Awe, 17, vs. #22 LSU (2015)
 Had 16 or more tackles _____ Micah Awe, 17, vs. #22 LSU (2015)
 Had 17 or more tackles _____ Micah Awe, 17, vs. #22 LSU (2015)
 Had 18 or more tackles _____ Will Smith, 18, at Texas (2013)
 Had 20 or more tackles _____ Lawrence Flugence, 23, at #12 Ohio State (2002)

SACKS

Had 2 or more sacks _____ Kris Williams, 3, vs. Kansas (2016)
 Had 3 or more sacks _____ Kris Williams, 3, vs. Kansas (2016)
 Had 4 or more sacks _____ Brandon Sharpe, 4, at #15 Nebraska (2009)

TACKLES FOR A LOSS

Had 3 or more tackles for a loss _____ Kris Williams, 3, vs. Kansas (2016)
 Had 4 or more tackles for a loss _____ Will Smith, 4, at Texas (2013)
 Had 5 or more tackles for a loss _____ Dorian Pitts, 5, vs. Oklahoma State (2000)

QUARTERBACK HURRIES

Had 2 or more quarterback hurries _____ D'Vonta Hinton, 2, at West Virginia (2015)
 Had 3 or more quarterback hurries _____ Rajon Henley (4) & Brandon Sharpe (4), vs. Michigan State (2009)
 Had 4 or more quarterback hurries _____ Rajon Henley (4) & Brandon Sharpe (4), vs. Michigan State (2009)
 Had 5 or more quarterback hurries _____ Aaron Hunt, 5, vs. Missouri (2002)

PASS BREAKUPS

Had 4 or more pass breakups _____ Justis Nelson, 5, at #10 TCU (2014)
 Had 5 or more pass breakups _____ Justis Nelson, 5, at #10 TCU (2014)
 Had 6 or more pass breakups _____ Joselio Hanson, 8, vs. Oklahoma State (2002)
 Had 7 or more pass breakups _____ Joselio Hanson, 8, vs. Oklahoma State (2002)
 Had 8 or more pass breakups _____ Joselio Hanson, 8, vs. Oklahoma State (2002)

FORCED FUMBLES

Had 2 or more forced fumbles _____ D.J. Johnson, 2, vs. #20 Baylor (2011)

FUMBLE RECOVERIES

Had 2 or more fumble recoveries _____ Sylvester Brinkley, 2, vs. Kansas State (2005)

SAFETY

Recorded a safety (individual tackle) _____ Colby Whitlock (tackled RB), vs. #1 Texas (2008)

MISCELLANEOUS

Returned an INT for a touchdown _____ Jah'Shawn Johnson, 27 yards, at Kansas (2015)
 Returned a fumble for a touchdown _____ Branden Jackson (0 yds), vs. Texas (2014)

SPECIAL TEAMS (INDIVIDUAL)

PUNT RETURN

Had 100 or more punt return yards _____ Eric Morris, 105, at Nevada (2008)
 Had 125 or more punt return yards _____ Danny Amendola, 133, vs. Southeastern Louisiana (2006)
 Had 150 or more punt return yards _____ Wes Welker, 166, at #23 Texas A&M (2002)
 Had a punt return for a touchdown _____ Eric Morris (86 yds), at Nevada (2008)
 Blocked a punt _____ Kerry Hyder, vs. #12 Oklahoma State (2013)
 Returned a blocked punt for a touchdown _____ Brandon Douglas (2 yds), vs. Indiana State (2005)

KICKOFF RETURN

Had 175 or more kick return yards _____ Ben McRoy, 203, vs. Nevada (2011)
 Had 200 or more kick return yards _____ Ben McRoy, 203, vs. Nevada (2011)
 Had a kick return for a touchdown _____ Jakeem Grant (100 yds), vs. #12 Oklahoma State (2015)
 Returned an opening kickoff for a TD _____ Lawrence Williams (95 yds), vs. New Mexico (1973)
 Returned a kickoff for a TD in season opener _____ Jakeem Grant (94 yds), vs. Sam Houston State (2015)

PUNTING

Made 9 or more punts _____ Ryan Erxleben, 9, vs. Iowa State (2011)
 Averaged 50 or more yards (min. 5 att.) _____ Taylor Symmank, 50.1 (8 att.), vs. #22 LSU (2015)
 Had 4 or more 50-yard punts _____ Ryan Erxleben, 4, at Missouri (2011)
 Had a 60-yard punt or longer _____ Michael Barden, 62, vs. Kansas State (2015)
 Had a 70-yard punt or longer _____ Robert King, 77, vs. #14 Texas A&M (1993)
 Had 5 or more punts land inside the 20 _____ Ryan Erxleben, 5, vs. Kansas (2009)
 Faked a punt and scored a touchdown _____ P Ryan Erxleben, 51-yd run, at Texas (2013)



THE LAST TIME TEXAS TECH...

FIELD GOALS & PAT

Made a 48-yard field goal or longer	Clayton Hatfield, 51 yds, at Texas (2015)
Made a 49-yard field goal or longer	Clayton Hatfield, 51 yds, at Texas (2015)
Made a 50-yard field goal or longer	Clayton Hatfield, 51 yds, at Texas (2015)
Made a 51-yard field goal or longer	Clayton Hatfield, 51 yds, at Texas (2015)
Made a 52-yard field goal or longer	Donnie Carona, 52 yds, vs. Weber State (2010)
Made a 53-yard field goal or longer	Chris Birkholz, 53 yds, vs. #18 Texas (1998)
Made a 54-yard field goal or longer	Jaret Greaser, 55 yds, vs. Texas (1996)
Made a 55-yard field goal or longer	Jaret Greaser, 55 yds, vs. Texas (1996)
Made a 56-yard field goal or longer	Bill Adams, 57 yds, vs. #6 Texas A&M (1977)
Made a 57-yard field goal or longer	Bill Adams, 57 yds, vs. #6 Texas A&M (1977)

Made 3 or more field goals	Clayton Hatfield, 3-of-4, at Kansas (2015)
Made 4 or more field goals	Ryan Bustin, 4-of-5, at Kansas (2013)

Made a game-winning FG in last minute	Ryan Bustin, 28 yds (0:00), vs. Minnesota (2012)
Made a game-winning FG in overtime	Clayton Hatfield, 37 yds, (15:00), at TCU (2016)

Made 100 consecutive PAT attempts	Ryan Bustin, 101, 2012-2013
Made 150 consecutive PAT attempts	Alex Trilica, 233, 2004-2007
Made 200 consecutive PAT attempts	Alex Trilica, 233, 2004-2007

Made 10 consecutive field goals	Scott Segrist, 10, 1988
---------------------------------	-------------------------

Blocked a PAT attempt	Terrance Bullitt, at Kansas (2011)
Blocked a field goal attempt	Kris Williams, at TCU (2016)
Returned a blocked FG for a TD	Aaron Hunt... Lawrence Flugence, 79 yds, vs. Oklahoma State (2000)

MISCELLANEOUS

Recovered an on-sides kick	Devin Lauderdale, at Kansas State (2016)
----------------------------	--

MISCELLANEOUS (INDIVIDUAL)

Game-winning TD with less than a minute	Seth Doege-to-Eric Ward (0:36), vs. Nevada (2011)
Game-winning TD in overtime	RB Eric Stephens-to-WR Darrin Moore (20T), vs. Kansas (2012)
100 YD Rusher/100 YD Receiver	Demarcus Felton (123 RUSH), J. Giles (186 REC), vs. Louisiana Tech (2016)
300 YD PASS/100 YD RUSH/100 YD REC	QB P. Mahomes (470 PASS), Demarcus Felton (123 RUSH), J. Giles (186 REC), vs. Louisiana Tech (2016)

OFFENSE (OPPONENT - TEAM)

RUSHING ATTEMPTS

Had 50 or more rushing attempts	53, at Arizona State (2016)
Had 60 or more rushing attempts	68, vs. Arkansas (2014)
Had 70 or more rushing attempts	79, vs. #20 Baylor (2011)

Was held to 25 or fewer rushing attempts	25, at #1 Oklahoma (2011)
Was held to 24 or fewer rushing attempts	23, at Texas A&M (2008)
Was held to 23 or fewer rushing attempts	23, at Texas A&M (2008)
Was held to 22 or fewer rushing attempts	22, vs. Eastern Washington (2008)

RUSHING TOUCHDOWNS

Had 4 or more rushing touchdowns	5, vs. West Virginia (2016)
Had 5 or more rushing touchdowns	5, vs. West Virginia (2016)
Had 6 or more rushing touchdowns	7, at Arizona State (2016)
Had 7 or more rushing touchdowns	7, at Arizona State (2016)
Had 8 or more rushing touchdowns	8, at Missouri (2003)

Was held without a rushing TD in back-to-back games	vs. Northwestern State/at Texas State (2012)
Was held without a rushing TD in 3 consecutive games	4 games (2000)

PASSING ATTEMPTS

Had 55 or more passing attempts	55, vs. Stephen F. Austin (2016)
Had 60 or more passing attempts	62, at SMU (2013)

Was held to 30 or fewer passing attempts	20, at Kansas State (2016)
Was held to 25 or fewer passing attempts	20, at Kansas State (2016)
Was held to 20 or fewer passing attempts	20, at Kansas State (2016)
Was held to 15 or fewer passing attempts	12, vs. Arkansas (2014)
Was held to 10 or fewer passing attempts	9, at #25 Texas (2011)

PASSING COMPLETIONS

Had 35 or more passing completions	35, at Kansas (2015)
Had 36 or more passing completions	41, at SMU (2013)
Had 37 or more passing completions	41, at SMU (2013)
Had 38 or more passing completions	41, at SMU (2013)
Had 39 or more passing completions	41, at SMU (2013)
Had 40 or more passing completions	41, at SMU (2013)

Was held to 15 or fewer passing completions	10, at Kansas State (2016)
Was held to 10 or fewer passing completions	10, at Kansas State (2016)
Was held to 5 or fewer passing completions	5, at #25 Texas (2011)
Was held to 3 or fewer passing completions	3, vs. Navy (2003)

PASSING TOUCHDOWNS

Had 5 or more passing touchdowns	7, vs. #16 Oklahoma (2016)
Had 6 or more passing touchdowns	7, vs. #16 Oklahoma (2016)
Had 7 or more passing touchdowns	7, vs. #16 Oklahoma (2016)

Was held without a passing TD in back-to-back games	at UTEP/vs. Arkansas (2014)
Was held without a passing TD in 3 consecutive games	3 games (2006)

DEFENSE (OPPONENT - TEAM)

TACKLES FOR A LOSS

Recorded 10 or more tackles for a loss	10.0, vs. Kansas (2016)
Recorded 11 or more tackles for a loss	11.0, at Texas (2015)
Recorded 12 or more tackles for a loss	14, at Texas (2013)
Recorded 13 or more tackles for a loss	14, at Texas (2013)
Recorded 14 or more tackles for a loss	14, at Texas (2013)
Recorded 15 or more tackles for a loss	18.0, at Texas A&M (2000)

Was held without a tackle for a loss	0.0, vs. UMass (2008)
--------------------------------------	-----------------------

DEFENSIVE SACKS

Had 3 or more sacks	4, at TCU (2016)
Had 4 or more sacks	4, t TCU (2016)
Had 5 or more sacks	6, vs. #22 LSU (2015)
Had 6 or more sacks	6, vs. #22 LSU (2015)
Had 7 or more sacks	9, at Texas (2013)
Had 8 or more sacks	9, at Texas (2013)
Had 9 or more sacks	9, at Texas (2013)

Was held without a sack in back-to-back games	vs. #5 Baylor & Iowa State (2015)
Was held without a sack in 3 consecutive games or more	3 games, vs. SHSU/vs. UTEP/at Arkansas (2015)
Was held without a sack in 4 consecutive games or more	4 games, vs. ASU/vs. UCA/at UTEP/vs. Arkansas (2013-14)

QUARTERBACK HURRIES

Had 5 or more quarterback hurries	9, vs. #16 Oklahoma (2016)
Had 10 or more quarterback hurries	13, vs. #5 Baylor (2015)
Had 13 or more quarterback hurries	13, vs. #5 Baylor (2015)
Had 14 or more quarterback hurries	14, at #2 Texas (2005)
Had 16 or more quarterback hurries	16, at New Mexico (2004)

Was held without a quarterback hurry in back-to-back games	3 games (2014)
Was held without a quarterback hurry in 3 consecutive games	3 games (2014)

PASS BREAKUPS

Had 10 or more pass breakups	10, vs. Texas (2014)
Had 11 or more pass breakups	11, vs. Arkansas (2014)
Had 12 or more pass breakups	13, vs. #4 Baylor (2013)
Had 13 or more pass breakups	13, vs. #4 Baylor (2013)

Was held without a pass breakup	0, vs. Iowa State (2013)
---------------------------------	--------------------------

DEFENSIVE MISC.

Returned an interception for a touchdown	D.J. Reed, 35 yards, at Kansas State (2016)
Returned a fumble for a touchdown	vs. Kansas (2009)
Recorded a safety	vs. Kansas (2016)



THE LAST TIME TEXAS TECH...

SPECIAL TEAMS (OPPONENT - TEAM)

PUNT RETURN

Had 100 or more punt return yards _____ 123, at #2 Texas (2005)
 Returned a punt for a touchdown _____ vs. #12 Oklahoma State (2015) - Jalen McCleskey, 67 yards
 Blocked a punt _____ vs. #12 Oklahoma State (2013) - Derek Branson
 Returned a blocked punt for a touchdown _____ at #24 Oklahoma State (2012) - Zack Craig, 30 yds

KICKOFF RETURN

Had 200 or more kick return yards _____ 221, (7 att.), vs. Kansas State (2015)
 Returned a kickoff for a touchdown _____ at Kansas State (2016), Byron Pringle, 99 yards

PUNTING

Did not punt _____ at #25 Texas (2011)

FIELD GOALS & PAT

Blocked a field goal attempt _____ vs. Minnesota (2012) - Brian Boddy, 28-yd FG attempt
 Returned a blocked field goal for a TD _____ vs. #23 Texas A&M (2011) - Dustin Harris... Terrance Frederick - 65 Yds
 Missed a PAT attempt _____ at UTEP (2014)
 Won game on a field goal in the last minute _____ vs. West Virginia (2014)
 Won game on a last-second field goal to end the game _____ vs. West Virginia (2014)

MISCELLANEOUS (OPPONENT - TEAM)

TOTAL PLAYS

Had 90 or more total plays _____ 90, at Arizona State (2016)
 Had 100 or more total plays _____ 103, vs. #3 TCU (2015)

Was held to 65 or fewer total plays _____ 59, at Kansas State (2016)
 Was held to 60 or fewer total plays _____ 59, at Kansas State (2016)
 Was held to 50 or fewer total plays _____ 47, vs. New Mexico (2012)
 Was held to 46 or fewer total plays _____ 46, vs. North Texas (2000)

FIRST DOWNS

Had 30 or more first downs _____ 33, vs. #16 Oklahoma (2016)
 Had 35 or more first downs _____ 35, at #15 Oklahoma (2015)
 Had 38 or more first downs _____ 38, vs. #20 Baylor (2011)

Was held to 15 or fewer first downs _____ 15, at Kansas (2013)
 Was held to 10 or fewer first downs _____ 8, vs. New Mexico (2012)
 Was held to 9 or fewer first downs _____ 8, vs. New Mexico (2012)
 Was held to 8 or fewer first downs _____ 8, vs. New Mexico (2012)
 Was held to 7 or fewer first downs _____ 6, vs. Northwestern State (2012)
 Was held to 6 or fewer first downs _____ 6, vs. Northwestern State (2012)

PENALTIES

Had 10 or more penalties _____ 10, vs. #22 LSU (2015)
 Had 15 or more penalties _____ 16, at New Mexico (2010)

Had 3 or fewer penalties _____ 3, vs. Stephen F. Austin (2016)
 Had 2 or fewer penalties _____ 2, vs. Arkansas (2014)
 Had 0 penalties _____ 0, at Colorado (2006)

PENALTY YARDS

Had 100 or more penalty yards _____ 110, vs. #3 TCU (2015)
 Had 125 or more penalty yards _____ 129, at #24 Oklahoma State (2014)

Had 30 or fewer penalty yards _____ 25, at TCU (2016)
 Had 20 or fewer penalty yards _____ 15, vs. Arkansas (2014)
 Had 10 or fewer penalty yards _____ 10, vs. #4 West Virginia (2012)
 Had 0 penalty yards _____ 0, at Colorado (2006)

TWO-POINT CONVERSIONS

Scored an offensive two-point conversion _____ vs. #16 Oklahoma (2016), PASS: Mayfield-to-Mixon
 Won by going for 2-pt conversion _____ at SMU (1961) - Rhome-to-Gannon with 2:12 left in the game

OFFENSE - BY QUARTER/HALF (OPPONENT - TEAM)

1st Quarter

Was held to 5 or fewer rushing yards _____ -3, vs. Stephen F. Austin (2016)
 Was held to 0 passing yards _____ 0, vs. Kansas State (2013)
 Was held to 20 or fewer total yards _____ 11, vs. Iowa State (2013)
 Had 100 or more rushing yards _____ 143, vs. #22 LSU (2015)
 Had 120 or more passing yards _____ 146, vs. #16 Oklahoma (2016)
 Had 170 or more total yards _____ 180, vs. #16 Oklahoma (2016)

2nd Quarter

Was held to 5 or fewer rushing yards _____ -2, vs. Stephen F. Austin (2016)
 Was held to 0 passing yards _____ 0, vs. Arizona State (2013)
 Was held to 20 or fewer total yards _____ 11, at Kansas (2013)
 Had 100 or more rushing yards _____ 138, vs. #16 Oklahoma (2016)
 Had 150 or more passing yards _____ 152, vs. #3 TCU (2015)
 Had 190 or more total yards _____ 268, vs. #16 Oklahoma (2016)

FIRST HALF

Was held to 5 or fewer rushing yards _____ -5, vs. Stephen F. Austin (2016)
 Was held to 15 or fewer passing yards _____ 14, vs. Arizona State (2013)
 Was held to 60 or fewer total yards _____ 56, vs. Northwestern State (2012)
 Had 200 or more rushing yards _____ 216, at #15 Oklahoma (2015)
 Had 220 or more passing yards _____ 276, vs. #16 Oklahoma (2016)
 Had 300 or more total yards _____ 448, vs. #16 Oklahoma (2016)

3rd Quarter

Was held to 5 or fewer rushing yards _____ -8, vs. Kansas (2016)
 Was held to 0 passing yards _____ 0, vs. Kansas State (2015)
 Was held to 20 or fewer total yards _____ 15, vs. Northwestern State (2012)
 Had 100 or more rushing yards _____ 117, vs. #22 LSU (2015)
 Had 200 or more passing yards _____ 234, at #10 TCU (2014)
 Had 300 or more total yards _____ 320, at #10 TCU (2014)

4th Quarter

Was held to 5 or fewer rushing yards _____ 3, vs. Stephen F. Austin (2016)
 Was held to 0 passing yards _____ 0, at #24 Oklahoma State (2014)
 Was held to 20 or fewer total yards _____ 17, vs. New Mexico (2012)
 Had 150 or more rushing yards _____ 192, at Texas (2015)
 Had 120 or more passing yards _____ 151, vs. Louisiana Tech (2016)
 Had 170 or more total yards _____ 177, vs. #16 Oklahoma (2016)

SECOND HALF

Was held to 45 or fewer rushing yards _____ 5, vs. Kansas (2016)
 Was held to 15 or fewer passing yards _____ 13, vs. #24 Oklahoma (2014)
 Was held to 90 or fewer total yards _____ 88, vs. Kansas State (2013)
 Had 200 or more rushing yards _____ 214, vs. #22 LSU (2015)
 Had 230 or more passing yards _____ 269, vs. #16 Oklahoma (2016)
 Had 350 or more total yards _____ 406, vs. #16 Oklahoma (2016)



THE LAST TIME TEXAS TECH...

OFFENSE (OPPONENT - TEAM)

RUSHING

Rushed for 100 or more yards _____ Joe Mixon, 263, vs. #16 Oklahoma (2016)
 Rushed for 150 or more yards _____ Joe Mixon, 263, vs. #16 Oklahoma (2016)
 Rushed for 200 or more yards _____ Joe Mixon, 263, vs. #16 Oklahoma (2016)
 Quarterback rushed for 100 or more yards _____ Trevone Boykin - 101 yards, vs. #24 TCU (2013)

Had 2 100-yard rushers _____ Kalen Ballage (137) & Demario Richard (11), at Arizona State (2016)

Had a run of 50 or more yards _____ Kalen Ballage, 75 yards, at Arizona State (2016)
 Had a run of 60 or more yards _____ Kalen Ballage, 75 yards, at Arizona State (2016)
 Had a run of 70 or more yards _____ Kalen Ballage, 75 yards, at Arizona State (2016)
 Had a run of 80 or more yards _____ Chris Warren, 91 yards, at Texas (2015)
 Had a run of 90 or more yards _____ Chris Warren, 91 yards, at Texas (2015)

Made 30 or more attempts _____ Joe Mixon, 31, vs. #16 Oklahoma (2016)
 Made 40 or more attempts _____ Terrance Ganaway, 42, vs. #20 Baylor (2011)

Rushed for 3 or more touchdowns _____ Kalen Ballage, 7, at Arizona State (2016)
 Rushed for 4 or more touchdowns _____ Kalen Ballage, 7, at Arizona State (2016)
 Rushed for 5 or more touchdowns _____ Kalen Ballage, 7, at Arizona State (2016)
 Rushed for 6 or more touchdowns _____ Kalen Ballage, 7, at Arizona State (2016)
 Rushed for 7 or more touchdowns _____ Kalen Ballage, 7, at Arizona State (2016)
 Had 2 players rush for 2 touchdowns _____ Samaje Perine (4) & Joe Mixon (2), at #15 Oklahoma (2015)

Had 2 fumbles or more (QB/RB) _____ RB Joseph Randle, 2 (lost 2), vs. #2 Oklahoma State (2011)
 Had 2 fumbles or more (WR) _____ WR Marcus Johnson, 2 (lost 2), at Texas (2013)

PASSING

Had 55 or more passing attempts _____ Garrett Gilbert, 62, at SMU (2013)
 Had 60 or more passing attempts _____ Garrett Gilbert, 62, at SMU (2013)

Had 30 or more completions _____ Ryan Willis, 35 at Kansas (2015)
 Had 35 or more completions _____ Ryan Willis, 35, at Kansas (2015)
 Had 40 or more completions _____ Garrett Gilbert, 41, at SMU (2013)

Completed a pass of 50 or more yards _____ Baker Mayfield, 56 yards, vs. #16 Oklahoma (2016)
 Completed a pass of 60 or more yards _____ Ryan Higgins, 76 yards, vs. Louisiana Tech (2016)
 Completed a pass of 70 or more yards _____ Ryan Higgins, 76 yards, vs. Louisiana Tech (2016)
 Completed a pass of 80 or more yards _____ Seth Russell, 87, vs. #5 Baylor (2015)
 Completed a pass of 90 or more yards _____ Trevone Boykin, 92, at #10 TCU (2014)

Passed for 350 or more yards _____ Baker Mayfield, 545, vs. #16 Oklahoma (2016)
 Passed for 400 or more yards _____ Baker Mayfield, 545, vs. #16 Oklahoma (2016)
 Passed for 500 or more yards _____ Baker Mayfield, 545, vs. #16 Oklahoma (2016)

Non-QB threw for a touchdown pass _____ Austin Hays (WR), vs. #12 Oklahoma State (2015) - 19yds to Blake Jarwin

Passed for 4 or more touchdowns _____ Baker Mayfield, 7, vs. #16 Oklahoma (2016)
 Passed for 5 or more touchdowns _____ Baker Mayfield, 7, vs. #16 Oklahoma (2016)
 Passed for 6 or more touchdowns _____ Baker Mayfield, 7, vs. #16 Oklahoma (2016)
 Passed for 6 or more touchdowns _____ Baker Mayfield, 7, vs. #16 Oklahoma (2016)
 Passed for 7 or more touchdowns _____ Baker Mayfield, 7, vs. #16 Oklahoma (2016)

Threw 3 or more interceptions _____ Steele Jantz, 3, at Iowa State (2012)
 Threw 4 or more interceptions _____ B.L. Mitchell, 5, vs. SMU (2008)
 Threw 5 or more interceptions _____ B.L. Mitchell, 5, vs. SMU (2008)

RECEIVING

Caught 10 or more passes _____ Josh Doctson (18), vs. #3 TCU (2015)
 Caught 11 or more passes _____ Josh Doctson (18), vs. #3 TCU (2015)
 Caught 12 or more passes _____ Josh Doctson (18), vs. #3 TCU (2015)
 Caught 13 or more passes _____ Josh Doctson (18), vs. #3 TCU (2015)
 Caught 18 or more passes _____ Josh Doctson (18), vs. #3 TCU (2015)

Had 100 or more receiving yards _____ Dede Westbrook(202), Joe Mixon(114), vs. #16 Oklahoma (2016)
 Had 150 or more receiving yards _____ Dede Westbrook(202), vs. #16 Oklahoma (2016)
 Had 175 or more receiving yards _____ Dede Westbrook(202), vs. #16 Oklahoma (2016)
 Had 200 or more receiving yards _____ Dede Westbrook(202), vs. #16 Oklahoma (2016)

Had a reception of 50 or more yards _____ Dede Westbrook(52), Joe Mixon(56), vs. #16 Oklahoma (2016)
 Had a reception of 60 or more yards _____ Trent Taylor, 76, vs. Louisiana Tech (2016)
 Had a reception of 70 or more yards _____ Trent Taylor, 76, vs. Louisiana Tech (2016)
 Had a reception of 80 or more yards _____ Jay Lee, 87, vs. #5 Baylor (2015)
 Had a reception of 90 or more yards _____ Deante' Gray, 92, at #10 TCU (2014)

Had 2 or more 100-yard receivers _____ 2, Carlos Henderson (130) & Trent Taylor (166), vs. Louisiana Tech (2016)
 Had 3 or more 100-yard receivers _____ 3, Gilbert (156), J. Brown (136), Grant (133), vs. Houston (1991)

Had 3 or more receiving touchdowns _____ Corey Coleman, 3, vs. #5 Baylor (2015)
 Had 4 or more receiving touchdowns _____ Wayne McGarrity, 4, vs. #18 Texas (1998)

ALL-PURPOSE

Scored 4 or more touchdowns _____ Kalen Ballage, 8, at Arizona State (2016)
 Scored 8 or more touchdowns _____ Kalen Ballage, 8, at Arizona State (2016)
 Had 200 or more all-purpose yards _____ Kalen Ballage, 207, at Arizona State (2016)
 Had 225 or more all-purpose yards _____ Josh Doctson, 267, vs. #3 TCU (2015)

Had 250 or more all-purpose yards _____ Joe Mixon, 377, vs. #16 Oklahoma (2016)

DEFENSE (OPPONENT - TEAM)

INTERCEPTIONS

Had 2 or more interceptions _____ De'Chavon Hayes, 2, at Arizona State (2016)
 Had 3 or more interceptions _____ Joel Schwenzfeizer, 3, vs. North Dakota (2009)

TACKLES

Had 15 or more tackles _____ Travin Howard ,19, at TCU (2016)
 Had 16 or more tackles _____ Travin Howard, 19, at TCU (2016)
 Had 17 or more tackles _____ Travin Howard, 19, at TCU (2016)
 Had 18 or more tackles _____ Travin Howard, 19, at TCU (2016)
 Had 19 or more tackles _____ Travin Howard, 19, at TCU (2016)
 Had 20 or more tackles _____ Ben Heeney 21, vs. Kansas (2014)

SACKS

Had 2 or more sacks _____ Mat Bosen, 2, at TCU (2016)
 Had 3 or more sacks _____ Jackson Jeffcoat, 3, at Texas (2013)

TACKLES FOR A LOSS

Had 4 or more tackles for a loss _____ Kendell Beckwith, 4, vs. #22 LSU (2015)
 Had 5 or more tackles for a loss _____ Ty Warren, 5, vs. Texas A&M (2001)

QUARTERBACK HURRIES

Had 4 or more quarterback hurries _____ Jamal Palmer, 4, vs. #5 Baylor (2015)

PASS BREAKUPS

Had 4 or more pass breakups _____ Duke Thomas, 4, vs. Texas (2014)

FORCED FUMBLES

Had 2 or more forced fumbles _____ Jimmy Bean, 2, at #24 Oklahoma State (2014)

FUMBLE RECOVERIES

Had 2 or more fumble recoveries _____ Efreim Oliphant, 2, vs. Houston (2010)

SAFETY

Recorded a safety (individual tackle) _____ Jimmy Wilkerson (tackled QB), at #4 Oklahoma (2002)

MISCELLANEOUS

Returned an INT for a touchdown _____ D.J. Reed, 35 yards, at Kansas State (2016)
 Returned a fumble for a touchdown _____ Max Onyegbule (3 yds), vs. Kansas (2009)



THE LAST TIME TEXAS TECH...

SPECIAL TEAMS (OPPONENT - TEAM)

PUNT RETURN

Had 65 or more punt return yards _____ Jalen McCleskey, 67 yards, vs. #12 Oklahoma State (2015)
 Had a punt return for a touchdown _____ Jalen McCleskey, 67 yards, vs. #12 Oklahoma State (2015)
 Blocked a punt _____ Derek Branson, vs. #12 Oklahoma State (2013)
 Returned a blocked punt for a touchdown _____ Zack Craig (30 yds), at #24 Oklahoma State (2012)
 Blocked a punt for a safety _____ Team Block, vs. Clemson (2002)

KICKOFF RETURN

Had 175 or more kick return yards _____ Morgan Burns, 221, vs. Kansas State (2015)
 Had 200 or more kick return yards _____ Morgan Burns, 221, vs. Kansas State (2015)
 Had a kick return for a touchdown _____ Morgan Burns, 93 yards, vs. Kansas State (2015)

PUNTING

Made 9 or more punts _____ Cole Moos, 10, vs. Kansas (2016)
 Averaged 50 or more yards (min. 5 att.) _____ Matt Spencer, 51.6 (5 att.), vs. Central Arkansas (2014)
 Had 5 or more 50-yard punts _____ Matt Graber, 5, vs. #14 Missouri (2010)
 Had a 60-yard punt or longer _____ Caleb Lewallen, 63, vs. Stephen F. Austin (2016)
 Had a 70-yard punt or longer _____ Tress Way 71, vs. #14 Oklahoma (2012)
 Had 5 or more punts land inside the 20 _____ David Lonie, 5, vs. #4 California (2004)

FIELD GOALS & PAT

Made a 50-yard field goal or longer _____ Josh Lambert, 55 yds, vs. West Virginia (2014)
 Made a 51-yard field goal or longer _____ Josh Lambert, 55 yds, vs. West Virginia (2014)
 Made a 52-yard field goal or longer _____ Josh Lambert, 55 yds, vs. West Virginia (2014)
 Made a 53-yard field goal or longer _____ Josh Lambert, 55 yds, vs. West Virginia (2014)
 Made a 54-yard field goal or longer _____ Josh Lambert, 55 yds, vs. West Virginia (2014)
 Made a 55-yard field goal or longer _____ Josh Lambert, 55 yds, vs. West Virginia (2014)
 Made a 56-yard field goal or longer _____ Matt Szymanski, 61 yds, vs. SMU (2010)
 Made a 57-yard field goal or longer _____ Matt Szymanski, 61 yds, vs. SMU (2010)
 Made a 58-yard field goal or longer _____ Matt Szymanski, 61 yds, vs. SMU (2010)
 Made a 59-yard field goal or longer _____ Matt Szymanski, 61 yds, vs. SMU (2010)
 Made a 60-yard field goal or longer _____ Matt Szymanski, 61 yds, vs. SMU (2010)
 Made a 61-yard field goal or longer _____ Matt Szymanski, 61 yds, vs. SMU (2010)

Made 3 or more field goals _____ M. McCrane, 3-of-3, at Kansas State (2016)
 Made 4 or more field goals _____ Jaden Oberkrom, 4-of-4, at #10 TCU (2014)
 Made 5 or more field goals _____ Jaden Oberkrom, 6-of-6, at #21 TCU (2012)
 Made 6 or more field goals _____ Jaden Oberkrom, 6-of-6, at #21 TCU (2012)

Made a game-winning FG in last minute _____ Josh Lambert, 55 yds (0:00), vs. West Virginia (2014)
 Made a game-winning FG as time expired _____ Josh Lambert, 55 yds (0:00), vs. West Virginia (2014)

Blocked a field goal attempt _____ Briean Boddy, 28-yard FG attempt, vs. Minnesota (2012)
 Returned a blocked FG for a TD _____ Dustin Harris... Terrance Frederick, 65 yds, vs. #23 Texas A&M (2011)

MISCELLANEOUS (OPPONENT - TEAM)

Game-winning TD with less than a minute _____ Trevone Boykin 4-yd pass to Aaron Green (0:23), vs. #3 TCU (2015)
 Game-winning TD in overtime _____ Glasco Martin 4-yd run, vs. Baylor (2012)
 Game-winning field goal in overtime _____ Johnny Beck 37-yd field goal, vs. Kansas (2001)



ALPHABETICAL ROSTER		
NO	NAME	POS
70	Zach Adams	OL
58	Madison Akamnonu	OL
38	Kisean Allen	DB
42	Matthew Anunda	LB
19	Zach Austin	WR
28	Paul Banks III	DB
49	Michael Barden	PK
12	Zach Barnes	DL
13	Cameron Batson	WR
36	Erik Baughman	PK
17	De'Quan Bowman	WR
20	Jordyn Brooks	LB
65	Baylen Brown	OL
8	Tony Brown	WR
79	Travis Bruffy	OL
14	Dylan Cantrell	WR
68	Grant Caravelli	OL
25	Douglas Coleman	DB
80	Michael Coley	WR
74	Cole Collier	OL
20	Keke Coutee	WR
48	Jake Daugherty	PK
83	Ethan Davidson	WR
2	Reginald Davis III	WR
7	Jett Duffey	QB
77	Conner Dyer	OL
47	Cade Erwin	DB
4	Breiden Fehoko	DL
27	Demarcus Felton	RB
23	DaMarcus Fields	DB
18	Colt Garrett	QB
66	John Gerold	OL
9	Jonathan Giles	WR
94	Lonzell Gilmore	DL
96	Clayton Hatfield	PK
53	Kyle Heffron	DS
47	Braden Hucks	WR
56	Luke Heitshusen	OL
50	Clarence Henderson	DL
24	Payton Hendrix	DB
50	Jacob Herbig	DS
46	RJ Hester	DB
88	Ja'Deion High	WR
90	Kaleb Hill	DL
13	Kolin Hill	DL
34	D'Vonta Hinton	LB
53	Eli Howard	DL
93	Ivory Jackson	DL
41	Malik Jenkins	LB
7	Jah'Shawn Johnson	DB
8	Jamile Johnson	LB
39	Adaryan Jones	DB
92	Noah Jones	DL
40	Connor Killian	DS
87	Kash Knutson	WR
6	Devin Lauderdale	WR
11	Jacarthy Mack	DL
5	Patrick Mahomes II	QB
98	Nick McCann	DL

NUMERICAL ROSTER							HOMETOWN/HIGH SCHOOL/LAST SCHOOL
NO	PLAYER	POS	HT	WT	YR-EX		
1	Quan Shorts	WR	6-2	195	Fr-RS		Humble, Texas/Atascocita
2	Reginald Davis III	WR	6-0	185	Sr-3L		Tenaha, Texas/Tenaha
3	D.J. Polite-Bray	DB	6-0	195	Jr-2L		Lithonia, Ga./Martin Luther King
4	Breiden Fehoko	DL	6-3	295	So-1L		Honolulu, Hawaii/Farrington
4	Justin Stockton	RB	5-10	200	Jr-2L		Cibolo, Texas/Steele
5	Patrick Mahomes II	QB	6-3	230	Jr-2L		Whitehouse, Texas/Whitehouse
5	Gary Moore	DL	6-5	240	Jr-2L		Clarksville, Texas/Clarksville
6	Devin Lauderdale	WR	5-10	176	Sr-2L		Houston, Texas/Bellaire/Navarro College
6	Kris Williams	DL	6-1	240	Sr-2L		Dallas, Texas/Bryan Adams
7	Jett Duffey	QB	6-1	200	Fr-HS		Mansfield, Texas/Lake Ridge
7	Jah'Shawn Johnson	DB	5-10	180	So-1L		Ennis, Texas/Ennis
8	Tony Brown	WR	6-1	195	So-1L		La Mirada, Calif./La Mirada
8	Jamile Johnson	LB	6-0	220	Fr-RS		Dallas, Texas/South Oak Cliff
9	Jonathan Giles	WR	5-11	185	So-1L		Missouri City, Texas/Fort Bend Elkins
9	Ondre Pipkins	DL	6-3	325	Sr-TR		Kansas City, Mo./Park Hill/Michigan
10	Johnathan Picone	LB	6-1	220	Fr-HS		Covington, La./Mandeville
10	Payne Sullins	QB	6-2	180	So-1L		Gatesville, Texas/Reicher
11	Jacarthy Mack	DL	6-2	195	Jr-2L		Lithonia, Ga./Martin Luther King
11	Derrick Willies	WR	6-3	215	Jr-TR		San Bernardino, Calif./Trinity Valley C.C./Iowa
12	Zach Barnes	DL	6-3	240	Jr-2L		Loganville, Ga./Grayson
12	Ian Sadler	WR	5-11	195	Jr-2L		Argyle, Texas/Argyle
13	Cameron Batson	WR	5-9	175	Jr-2L		Oklahoma City, Okla./Millwood
13	Kolin Hill	DL	6-2	250	So-RS		Schertz, Texas/Samuel Clemens/Notre Dame
14	Dylan Cantrell	WR	6-3	210	Jr-2L		Whitehouse, Texas/Whitehouse
15	Donta Thompson	WR	6-4	215	Fr-RS		Ennis, Texas/Ennis
15	Keenon Ward	DB	5-9	200	Sr-3L		Snyder, Texas/Snyder
16	Nic Shimonek	QB	6-3	220	Jr-1L		Corsicana, Texas/Mildred/Iowa
17	De'Quan Bowman	WR	5-11	180	Jr-TR		Millville, N.J./Millville/Hutchinson C.C.
17	Thierry Nguema	DB	5-10	175	Sr-3L		Corona, Calif./Santiago
18	Colt Garrett	QB	6-1	180	Fr-HS		Lubbock, Texas/Roosevelt
18	Christian Taylor	LB	6-2	210	Fr-RS		Houston, Texas/Jersey Village
19	Zach Austin	WR	5-11	195	Jr-1L		Austin, Texas/Lake Travis
19	Willie Sykes	DB	6-0	180	So-TR		Houston, Texas/Spring/Arkansas
20	Jordyn Brooks	LB	6-1	235	Fr-HS		Houston, Texas/Stratford High School
20	Keke Coutee	WR	5-11	175	So-1L		Lufkin, Texas/Lufkin
22	Desmon Smith	DB	6-2	190	Fr-HS		Odessa, Texas/Permian
22	Antoine Wesley	WR	6-5	175	Fr-HS		Cibolo, Texas/Steele
23	Quinton White, Jr.	RB	5-7	215	Sr-3L		College Station, Texas/A&M Consolidated
24	Payton Hendrix	DB	6-2	210	So-1L		Dallas, Texas/Bishop Dunne
25	Douglas Coleman	DB	6-1	175	Fr-HS		Zachary, La./Zachary
26	Kevin Moore	DB	6-1	195	Fr-HS		Lafayette, La./Acadiana
27	Demarcus Felton	RB	5-7	190	So-1L		Houston, Texas/Dekaney
28	Paul Banks III	DB	6-2	185	Sr-1L		Houston, Texas/Kashmere/Navarro
29	Mason Reed	FB	6-2	215	Jr-SQ		Cisco, Texas/Cisco
30	Matthew Rubal	DB	6-2	185	Jr-TR		Missouri City, Texas/Ridge Point/Mississippi College
30	Caleb Woodward	RB	6-0	210	Jr-1L		Leander, Texas/Leander
31	Justis Nelson	DB	6-2	180	Sr-3L		Mesquite, Texas/Dallas Christian
32	Justus Parker	DB	6-0	185	So-TR		La Vernia, Texas/La Vernia/Texas Lutheran
32	Da'Leon Ward	RB	5-10	180	Fr-HS		Dallas, Texas/Skyline
33	Brayden Stringer	LB	6-2	205	Fr-HS		Cypress, Texas/Cypress Ranch
34	D'Vonta Hinton	LB	5-9	225	So-1L		Texas City, Texas/Texas City
34	Hunter Rittmann	WR	6-0	175	So-SQ		San Antonio, Texas/Johnson
35	Tyler Scalzi	FB	6-4	238	Sr-3L		Flower Mound, Texas/Flower Mound
36	Erik Baughman	PK	6-0	175	Fr-HS		League City, Texas/Clear Creek
37	Luke Stice	LB	6-0	230	Sr-TR		Midland, Texas/Lee/Houston
38	Kisean Allen	DB	5-11	170	So-1L		Mesquite, Texas/Poteet
39	Adaryan Jones	DB	6-0	170	So-RS		Southlake, Texas/Southlake Carroll/New Mexico State
40	Connor Killian	DS	6-2	235	Fr-HS		Keller, Texas/Keller
41	Malik Jenkins	LB	6-1	225	Sr-3L		Ennis, Texas/Ennis
42	Matthew Anunda	LB	5-9	190	Fr-HS		Arlington, Texas/Arlington
45	IV Seacat	DS	5-8	193	Fr-HS		Southlake, Texas/Carroll
46	RJ Hester	DB	5-9	185	Jr-SQ		Arlington, Texas/ Mansfield Summit/East Texas Baptist
47	Cade Erwin	DB	5-11	185	So-TR		Flower Mound, Texas/Marcus/Air Force
47	Braden Hucks	WR	5-10	175	Fr-RS		San Angelo, Texas/Central
48	Jake Daugherty	PK	6-0	175	Fr-RS		Fort Myers, Fla./Fort Myers
49	Michael Barden	PK	5-10	175	So-1L		Austin, Texas/Westlake
50	Clarence Henderson	DL	6-2	230	Fr-HS		Dallas, Texas/Skyline
50	Jacob Herbig	DS	6-0	180	Fr-RS		Denton, Texas/Guyer
51	Tony Morales	OL	6-3	295	Sr-1L		Arlington, Texas/Sam Houston
53	Kyle Heffron	DS	5-11	225	Jr-SQ		San Antonio, Texas/Ronald Reagan



NUMERICAL ROSTER

53	Eli Howard	DL	6-3	250	Fr-TR	San Angelo, Texas/Central/North Texas
54	Coltin Nied	LB	6-1	220	Fr-RS	Southlake, Texas/Carroll
56	Luke Heitshusen	OL	6-3	255	So-1L	Allen, Texas/Allen
58	Madison Akamnonu	OL	6-5	310	Fr-RS	Arlington, Texas/Bowie
64	Ethan Smith	OL	6-6	275	So-1L	Humble, Texas/Atascocita
65	Baylen Brown	OL	6-5	305	Sr-3L	San Antonio, Texas/O'Connor
66	John Gerold	OL	6-3	270	Fr-TR	Houston, Texas/Cy-Fair/Colorado School of the Mines
68	Grant Caravelli	OL	6-3	290	Fr-RS	Wolfforth, Texas/Frenship
70	Zach Adams	OL	6-6	315	Fr-HS	Fredericksburg, Va./Riverbend
71	Bailey Smith	OL	6-5	300	Fr-HS	Wylie, Texas/Lovejoy
72	Jack Reichel	OL	6-5	290	So-TR	Sacramento, Calif./West Campus/American River College
73	Justin Murphy	OL	6-6	310	So-1L	Belton, Texas/Belton
74	Cole Collier	OL	6-1	300	So-1L	Prosper, Texas/Prosper
75	Giovanni Pancotti	OL	6-5	280	Fr-HS	Houston, Texas/Bellaire Episcopal
76	Paul Stawarz	OL	6-5	295	So-RS	Glen Ellyn, Ill./Minooka/College of DuPage
77	Conner Dyer	OL	6-4	295	Fr-RS	Mesquite, Texas/Horn
78	Terence Steele	OL	6-6	300	Fr-RS	Cibola, Texas/Steele
79	Travis Bruffy	OL	6-6	270	Fr-HS	Missouri City, Texas/Ridge Point
80	Michael Coley	WR	6-2	198	So-1L	Irving, Texas/Irving
83	Ethan Davidson	WR	5-10	180	Fr-HS	Stratford, Texas/Houston
86	T.J. Vasher	WR	6-5	198	Fr-HS	Wichita Falls, Texas/Rider
87	Kash Knutson	WR	5-11	185	So-1L	San Antonio, Texas/Reagan
88	Ja'Deion High	WR	5-11	175	Jr-1L	Hereford, Texas/Hereford
88	Houston Miller	DL	6-4	240	Fr-HS	Keller, Texas/Keller
90	Kaleb Hill	DL	6-1	227	So-TR	Schertz, Texas/Samuel Clemens/Boise State
91	Kirby Vinson	DL	6-2	250	Fr-HS	Lubbock, Texas/Cooper
92	Noah Jones	DL	6-3	250	Fr-HS	Moore, Okla./Southmoore
93	Ivory Jackson	DL	6-3	242	Fr-HS	Amarillo, Texas/Amarillo
94	Lonzell Gilmore	DL	6-3	250	Fr-RS	Spring, Texas/Spring
95	Talor Nunez	DL	6-4	255	Jr-2L	Midland, Texas/Lee
96	Clayton Hatfield	PK	5-10	170	So-1L	Boerne, Texas/Champion
96	Broderick Washington	DL	6-3	305	Fr-RS	Longview, Texas/Longview
97	Joseph Wallace	DL	6-1	320	Fr-HS	Dallas, Texas/Skyline
98	Nick McCann	DL	6-2	300	Fr-HS	Texarkana, Ark./Arkansas
99	Mychealon Thomas	DL	6-1	325	Jr-TR	Dallas, Texas/Skyline/Butler C.C.

COACHING STAFF

Head Coach/Quarterbacks
Defensive Coordinator/Defensive Backs
Offensive Coordinator/Inside Receivers
Special Teams Coordinator
Running Backs
Offensive Line
Outside Receivers
Defensive Line
Cornerbacks
Linebackers/Recruiting Coordinator
Head Strength and Conditioning

Kliff Kingsbury (Fourth Season)
David Gibbs (Second Season)
Eric Morris (Fourth Season)
Joe Robinson (First Season)
DeShaun Foster (First Season)
Lee Hays (Fourth Season)
Emmett Jones (Second Season)
Kevin Patrick (First Season)
Karl Scott (First Season)
Zac Spavital (Second Season)
Rusty Whitt (First Season)

PRONUNCIATION GUIDE

Madison Akamnonu AH-kuh-MAH-no
Kisean Allen kee-SHAWN
Keke Coutee Kee-kee CUE-tee
Corey Dauphine DAW-pheen
Breiden Fehoko BRAY-den feh-HOE-koe
Ja'Deion High JAY-dee-un
D'Vonta Hinton DAH-von-tay
Jonathan Giles JY-ulls
Lonzell Gilmore lon-ZELL
Jah'Shawn Johnson juh-SHAWN
Jamile Johnson juh-MILL
Adaryan Jones A-DARE-ee-un
Kash Knutson kuh-NUTE-son
Patrick Mahomes II muh-HOMES
Thierry Nguema THARE-ee GHEE-muh
Johnathan Picone Pah-cone-EE
Jack Reichel Rike-ul
Tyler Scalzi SCOWL-zee
Nic Shimonek Shim-AH-neck

Quan Shorts Kwan
Paul Stawarz STAY-wars
Mychealon Thomas MIKE-lynn
Donta Thompson DON-tay
Da'Leon Ward DAY-leon
Kahlee Woods KAH-lee

COACHES

DeShaun Foster Dah-shawn
Zac Spavital Spav-a-tal

ALPHABETICAL ROSTER

88	Houston Miller	DL
5	Gary Moore	DL
26	Kevin Moore	DB
51	Tony Morales	OL
73	Justin Murphy	OL
31	Justis Nelson	DB
17	Thierry Nguema	DB
54	Coltin Nied	LB
95	Talor Nunez	DL
75	Giovanni Pancotti	OL
32	Justus Parker	DB
10	Johnathan Picone	LB
9	Ondre Pipkins	DL
3	D.J. Polite-Bray	DB
29	Mason Reed	FB
72	Jack Reichel	OL
34	Hunter Rittimann	WR
30	Matthew Rubal	DB
12	Ian Sadler	WR
35	Tyler Scalzi	FB
45	IV Seacat	DS
16	Nic Shimonek	QB
1	Quan Shorts	WR
71	Bailey Smith	OL
22	Desmon Smith	DB
64	Ethan Smith	OL
76	Paul Stawarz	OL
78	Terence Steele	OL
37	Luke Stice	LB
4	Justin Stockton	RB
33	Brayden Stringer	LB
10	Payne Sullins	QB
19	Willie Sykes	DB
18	Christian Taylor	LB
99	Mychealon Thomas	DL
15	Donta Thompson	WR
86	T.J. Vasher	WR
91	Kirby Vinson	DL
97	Joseph Wallace	DL
32	Da'Leon Ward	RB
15	Keenon Ward	DB
96	Broderick Washington	DL
22	Antoine Wesley	WR
23	Quinton White, Jr.	RB
6	Kris Williams	DL
11	Derrick Willies	WR
30	Caleb Woodward	RB



TEXAS TECH ATHLETICS COMMUNICATIONS



MATT DOWDY
Associate Director
806-928-5190



BLAKE ZIMMERMAN
Associate Director
806-685-8209



MALLEY STODDARD
Assistant Director
806-742-2770

TEXAS TECH ATHLETICS COMMUNICATIONS

Room 117 South End Jones AT&T Stadium
Office: (806) 742-2770 • Fax: (806) 742-1970
2526 6th Street • Lubbock, TX 79409
www.TexasTech.com/Media
www.TTUmedia.com (FTP Website)



MEDIA INFORMATION

CREDENTIAL REQUESTS

Please direct all credential requests to the online credential portal located at www.sportssystem.com/texastech. Confirmation of your request will be made upon review by Matt Dowdy. Credentials are limited to members of the working media who are assigned to cover Texas Tech Football. Please note that Texas Tech Athletics does not grant credential requests to freelance photographers.

Credentials must be requested online by 5 p.m. of Wednesday each game week. All requests made game week will be held for pickup until 5 p.m. Friday at the Athletics Communications Office in Room 117 in the South End of Jones AT&T Stadium. Credentials not picked up by 5 p.m. Friday will be available at Media Will Call located at the main entrance to United Supermarkets Arena.

BIG 12 CONFERENCE CALL

In addition to his weekly news conference, Kliff Kingsbury is available on the Big 12 Conference weekly teleconference at 10:50 a.m. on Mondays. Contact Joni Lehmann in the league office for access to the teleconference (469-524-1007).

Order of Coaches

9:50 a.m. — Charlie Strong, Texas
10:00 a.m. — David Beaty, Kansas
10:10 a.m. — Bob Stoops, Oklahoma
10:20 a.m. — Mike Gundy, Oklahoma State
10:30 a.m. — Bill Snyder, Kansas State
10:40 a.m. — Dana Holgorsen, West Virginia
10:50 a.m. — Kliff Kingsbury, Texas Tech
11:00 a.m. — Jim Grobe, Baylor
11:10 a.m. — Matt Campbell, Iowa State
11:20 a.m. — Gary Patterson, TCU

The call will be available live and archived on www.Big12Sports.com. A replay will also be provided for 48 hours, beginning at 4 p.m. CT on Mondays at (866) 243-0021.

WWW.TEXASTECH.COM

This is the official website of Texas Tech Athletics. Texas Tech football releases as well as a wide variety of athletics department information can be found on the web. Weekly game notes, news and statistical information can be found here throughout the football season.

KLIFF KINGSBURY RADIO SHOW

"Red Raider Football with Kliff Kingsbury" will air live each Thursday evening beginning on Sept. 1 on the Texas Tech Sports Network. The show is hosted each week by Chris Level and runs between 6:30-7:30 p.m. The show will tape live from Rudy's BBQ located on Slide Road and South Loop 289.

PHOTO REQUESTS

Please submit your requests to Matt Dowdy or Blake Zimmerman.

VIDEO DOWNLOADS

Broadcast quality video is now available for download on a daily basis. These files are in high-quality, Quick Time format and available at www.ttu-media.com.

Highlights from each individual game and postgame press conferences along with Monday press conferences will be available for on-demand download. Additionally, post practice interviews are being made available for download.

For login information, please contact Matt Dowdy or Blake Zimmerman in the athletics communications office.

MEDIA ACCESS

Texas Tech will host a weekly media luncheon on Monday mornings in the Football Training Facility, which is located on the southeast corner of the stadium. Head coach Kliff Kingsbury and requested players (depending on class schedules) will take part in a news conference that will follow lunch. Lunch will be served each Monday at 11 a.m. with the news conference following at 11:45 a.m.

Weekly Media Access

Sunday - No Availability
Monday - Media Luncheon/Post Practice (Coaches/Players)
Tuesday - Post Practice (Coaches/Players)
Wednesday - No availability
Thursday - No availability
Friday - No availability

Weekly Football Press Conference Dates (Times)

Monday, August 29 (11:45 a.m.)
Monday, September 5 (11:45 a.m.)
Monday, September 12 (11:45 a.m.)
Monday, September 26 (11:45 a.m.)
Monday, October 3 (11:45 a.m.)
Monday, October 10 (11:45 a.m.)
Monday, October 17 (11:45 a.m.)
Monday, October 24 (11:45 a.m.)
Monday, October 31 (11:45 a.m.)
Monday, November 7 (11:45 a.m.)
Monday, November 14 (11:45 a.m.)
Monday, November 21 (11:45 a.m.)
Lunch will be served at 11 a.m.

KINGSBURY AVAILABILITY

Sunday: None
Monday: Big 12 Conference Call; Weekly media luncheon
Tuesday: Following practice by request only
Wednesday: No availability
Thursday: No availability
Friday: No availability
Saturday: Postgame

TEXAS TECH SPORTS NETWORK

The Texas Tech Sports Network from Learfield Sports will carry all the exciting action of Red Raider Football beginning with the season opener with Sam Houston State and all the way through the bowl season. Brian Jensen (play-by-play) and John Harris (color analyst) return to the broadcast booth and will be joined on the sidelines by Chris Level (sidelines).

2016 RED RAIDER FOOTBALL AFFILIATES

CITY	STATION	FREQUENCY
Abilene/Haskell	KVRP-FM	97.1
Alpine	KVLF-AM	1240
Amarillo	KARX-FM	95.7
Andrews	KACT-AM	1360
Andrews	KACT-FM	105.5
Austin	KTXZ-AM	1560
Big Spring	KBST-FM	95.7
Brady	KNEL-FM	95.3
Brownwood	KQBZ-FM	96.9
Dallas	KFXR-AM	1190
Dallas	KWRD-FM	100.7
El Paso	KHEY-AM	1380
Fredericksburg	KNAF-AM	910
Hereford	KPAN-AM	860
Hereford	KPAN-FM	106.3
Hobbs, N.M.	KHOB-AM	1390
Houston	KGOL-AM	1190
Junction	KMBL-AM	1450
Lamesa	KPET-AM	690
Lamesa	KPET-FM	101.5
Lampasas	KACQ-FM	101.9
Lampasas	KCYL-AM	1450
Lubbock	KTTU-FM	97.3
Lubbock	KXTQ-FM	100.7
Lubbock	KJTV-AM	950
Memphis	KLSR-FM	105.3
Midland/Odessa	KCRS-AM	550
Odessa	KCRS-FM	95.5
Perryton	KEYE-AM	1400
Perryton	KEYE-FM	93.7
Plainview	KREW-AM	1400
Roswell, N.M.	KBIM-AM	910
Roswell, N.M.	KBIM-FM	93.7
San Angelo	KDCD-FM	92.9
San Antonio	KZDC-AM	1250
San Antonio	KZDC-FM	94.5
Seminole	KSEM-FM	106.3
Seymour	KSEY-FM	94.3
Seymour	KSEY-AM	1230
Sulphur Springs	KSST-AM	1230
Sweetwater	KSST-AM	1240
Tyler	KTBB-AM	600
Tyler	KYZS-AM	1490

SATELLITE RADIO

Sirius Radio Channel 136
XM Radio Channel 199



RED RAIDER
SPORTS PROPERTIES