

# TEXAS LONGHORNS

## 2016 FOOTBALL GAME NOTES

FOUR-TIME NATIONAL CHAMPIONS • 28-TIME CONFERENCE CHAMPIONS • THIRD MOST WINS IN COLLEGE FOOTBALL HISTORY



**TEXAS TECH**  
**RED RAIDERS**

Record \_\_\_\_\_ 4-4 (2-3)  
Ranking (AP/Coaches) \_\_\_\_\_ NR/NR  
Head Coach \_\_\_\_\_ Kliff Kingsbury  
Career Record \_\_\_\_\_ 23-23 (4th)  
Record at TTU \_\_\_\_\_ same  
Location \_\_\_\_\_ Lubbock, Texas  
Founded \_\_\_\_\_ 1923  
Enrollment \_\_\_\_\_ 35,893  
Colors \_\_\_\_\_ Black & Red

**SATURDAY**

**5**

**NOVEMBER**



**KICKOFF**

**11:00**

**LUBBOCK, TX**

**JONES AT&T STADIUM [LUBBOCK, TEXAS]**  
**CAPACITY: 60,454**



**TEXAS**  
**LONGHORNS**

Record \_\_\_\_\_ 4-4 (1-3)  
Ranking (AP/Coaches) \_\_\_\_\_ NR/NR  
Head Coach \_\_\_\_\_ Charlie Strong  
Career Record \_\_\_\_\_ 52-34 (7th)  
Record at Texas \_\_\_\_\_ 15-18 (3rd)  
Location \_\_\_\_\_ Austin, Texas  
Founded \_\_\_\_\_ 1883  
Enrollment \_\_\_\_\_ 50,950  
Colors \_\_\_\_\_ Burnt Orange & White

**WATCH**

**FS1**

Tim Brando (PxP)  
Spencer Tillman (Color)  
Bruce Feldman (Sideline)

**LISTEN**



Craig Way (PxP)  
Roger Wallace (Color)  
Quan Cosby (Sideline)

**LISTEN**



Dr. Rubén Pizarro-Silva (PxP)  
Jesus Mendoza (Color)

### FOLLOW THE HORNS

**Twitter:** \_\_\_\_\_ @Longhorn\_FB  
 **Twitter:** \_\_\_\_\_ @Strong\_TexasFB  
 **Instagram:** \_\_\_\_\_ @LonghornsFootball  
 **Facebook:** \_\_\_\_\_ @UTFootball  
 **Snapchat:** \_\_\_\_\_ @TexFB

### WHAT'S INSIDE

Game Information/Coverage \_\_\_\_\_ 1  
2016 Schedule/Weekly Schedule/Series Info \_\_\_\_\_ 2  
Game Notes \_\_\_\_\_ 3-9  
Charlie Strong/Coaching Staff \_\_\_\_\_ 10-11  
2016 Standings/Opponents' Schedules \_\_\_\_\_ 12  
Media Policies \_\_\_\_\_ 13  
Roster/Depth Chart \_\_\_\_\_ 14-16  
Statistics \_\_\_\_\_ 17-36  
Recaps \_\_\_\_\_ 37-44

### MEDIA RELATIONS

**Assoc. AD/Media Relations Director: John Bianco**  
E-Mail: john.bianco@athletics.utexas.edu

**Assoc. Media Relations Director: Thomas Stepp**  
E-Mail: thomas.stepp@athletics.utexas.edu

**Assoc. Media Relations Director: Joe Hernandez**  
E-Mail: joe.hernandez@athletics.utexas.edu

**Asst. Media Relations Director: Scott Swegan**  
E-Mail: scott.swegan@athletics.utexas.edu

### THE OPENING KICKOFF

- The University of Texas Longhorns are back on the road Saturday for a matchup with Big 12 Conference foe Texas Tech. Both teams enter the game with identical records of 4-4 overall and 2-3 in conference play.
- Texas is coming off a 35-34 win over No. 8/6 Baylor on Saturday at Darrell K Royal - Texas Memorial Stadium. Kicker Trent Domingue made a 39-yard field goal with just 46 seconds left to give the Bears their first loss.
- Texas Tech enters the game off a double-overtime win on the road at TCU. The Red Raiders came away with a 27-24 victory over the Horned Frogs to get back to .500 on the season.

### THE ALL-TIME SERIES

- Saturday's matchup at Jones AT&T Stadium will mark the 66th meeting all-time between the two programs.
- UT has enjoyed success in the rivalry, owning a record of 49-16 against the Red Raiders.
- In Lubbock, the Longhorns have a record of 19-10. Saturday's matchup will be the 30th meeting all-time in Lubbock.
- The Longhorns have won 14 of the last 17 matchups, including a 34-13 victory in Lubbock two seasons ago. Last year, Texas Tech won 48-45 on Thanksgiving Night.

### NATIONAL GAME COVERAGE


- Saturday's game between the Longhorns and Red Raiders will kickoff at 11:00 a.m. on Fox Sports 1. Tim Brando will deliver the play-by-play and be joined by booth analyst Spencer Tillman. Bruce Feldman will report from the sidelines.
- Beginning two hours prior to kickoff, tune into Longhorn Network's Texas GameDay show live from Darrell K Royal - Texas Memorial Stadium.
- A Texas radio broadcast can be heard nationally on Sirius channel 81, XM channel 81 and online channel 81.

### A TEXAS WIN WOULD...

- Make the Longhorns 5-4 overall and 3-3 in the Big 12 Conference
- Be their first away from home in 2016
- Improve UT's record to 50-16 all-time against Texas Tech, including a mark of 20-10 in Lubbock
- Make Texas' all-time record 891-356-33

### FOUR IN A ROW AGAINST AP TOP 12 TEAMS

- With Saturday's win over No. 8/6 Baylor, Texas has now won four straight against AP Top-12 ranked teams.
- The four-game winning streak is the second longest in the nation behind Alabama.
- The four wins in the last two seasons mark the most in a two-year stretch at UT since winning five in 2007-08.



## TEXAS GAME WEEK SCHEDULE

**31 • MONDAY**

No Practice  
9:50 a.m.>>  
Strong on Big 12 Teleconference  
11:00 a.m.>>  
Strong Press Conference  
(Centennial Room)  
11:30 a.m.>>  
Player Media Availability  
(Centennial Room)

**1 • TUESDAY**

Closed Practice  
After practice>>  
Sterlin Gilbert Availability  
(Moncrief)  
Select Players not at Monday  
availability

**2 • WEDNESDAY**

Closed Practice  
No Media Availability

**3 • THURSDAY**

Closed Practice  
7:00 p.m.>>  
Charlie Strong Coaches Show  
(Pluckers on Rio Grande)

**4 • FRIDAY**

TRAVEL  
No Media Availability

**5 • SATURDAY**

GAME DAY  
at Texas Tech  
11:00 a.m.  
  
Postgame>>  
Media Availability w/ Charlie  
Strong, Sterlin Gilbert and select  
players

**6 • SUNDAY**

Closed Practice  
No Media Availability

**2016 RECORD/RESULTS**

**OVERALL:** 4-4 **Big 12:** 2-3  
**HOME:** 4-0 **Big 12 HOME:** 2-0  
**AWAY:** 0-3 **Big 12 AWAY:** 0-2  
**NEUTRAL:** 0-1 **Big 12 NEUTRAL:** 0-1

**HOME** **AWAY** **NEUTRAL**

**INSIDE THE SERIES**

vs. Texas Tech

Texas heads to Lubbock for a showdown with Texas Tech on Saturday. Kickoff is scheduled for 11:00 a.m. between the Longhorns and Red Raiders.

Saturday's matchup will be the 66th all-time meeting between the two schools. Texas leads the series 49-16, including a 19-10 advantage in Lubbock.

UT has won 15 of the last 20 matchups, but was defeated 48-45 on Thanksgiving night last season.

**ALL-TIME SERIES:** TEXAS LEADS 49-16

**AT TEXAS:** TEXAS LEADS 30-6

**AT TEXAS TECH:** TEXAS LEADS 19-10

**LAST 20 MATCHUPS**

Season	Location	Result
1996	Away	W, 38-32
1997	Home	L, 10-24
1998	Away	L, 35-42
1999	Home	W, 58-7
2000	Away	W, 29-17
2001	Home	W, 42-7
2002	Away	L, 38-42
2003	Home	W, 43-40
2004	Away	W, 51-21
2005	Home	W, 52-17
2006	Away	W, 35-31
2007	Home	W, 59-43
2008	Away	L, 33-39
2009	Home	W, 34-24
2010	Away	W, 24-14
2011	Home	W, 52-20
2012	Away	W, 31-22
2013	Home	W, 41-16
2014	Away	W, 34-13
2015	Home	L, 45-48

**VS #10/9 NOTRE DAME (Sept. 4)****W, 50-47**

Darrell K Royal - Texas Memorial Stadium (Austin, Texas)

F/20T

Notes: UT beats No. 10 Notre Dame in front of record-breaking sellout crowd at DKR

**VS UTEP (Sept. 10)****W, 41-7**

Darrell K Royal - Texas Memorial Stadium (Austin, Texas)

Notes: Texas improves to 2-0 for first time since 2012 with win over UTEP

**AT CALIFORNIA (Sept. 17)****L, 43-50**

California Memorial Stadium (Berkeley, Calif.)

Notes: Texas had a season-high 90 plays for 568 total yards in the loss

**AT OKLAHOMA STATE (Oct. 1)****L, 31-49**

Boone Pickens Stadium (Stillwater, Okla.)

Notes: The Longhorns registered 568 yards for the second straight game

**VS #20/22 OKLAHOMA (Oct. 8)****L, 40-45**

Cotton Bowl (Dallas, Texas)

Notes: UT forced a season-high four turnovers and scored 27 points in the second half

**VS IOWA STATE (Oct. 15)****W, 27-6**

Darrell K Royal - Texas Memorial Stadium (Austin, Texas)

Notes: Texas held Iowa State to 98 rushing yards and registered a season-high eight sacks

**AT KANSAS STATE (Oct. 22)****L, 21-24**

Bill Snyder Family Football Stadium (Manhattan, Kan.)

Notes: Longhorns defense forced three K-State turnovers in the second half

**VS #8/6 BAYLOR (Oct. 29)****W, 35-34**

Darrell K Royal - Texas Memorial Stadium (Austin, Texas)

Notes: Placekicker Trent Domingue made a game-winning field goal with 46 seconds left

**AT TEXAS TECH (Nov. 5 • 11:00 am • FS1)**

Jones AT&amp;T Stadium (Lubbock, Texas)

Notes: UT is 49-16 against Texas Tech all-time and has won five of the last six in Lubbock

**VS #14/15 WEST VIRGINIA (Nov. 12)**

Darrell K Royal - Texas Memorial Stadium (Austin, Texas)

Notes: Texas owns a 145-142 scoring advantage in four Big 12 Conference matchups vs. WVU

**AT KANSAS (Nov. 19)**

Memorial Stadium (Lawrence, Kan.)

Notes: The Longhorns have won 13 consecutive over the Jayhawks

**VS TCU (Nov. 25 • 2:30 pm CT • FOX or FS1)**

Darrell K Royal - Texas Memorial Stadium (Austin, Texas)

Notes: Texas owns a 62-23-1 record and won 24 straight from 1968-91



## HEAD COACH CHARLIE STRONG

- Charlie Strong is in the middle of his third season as the head coach at Texas, compiling a record of 15-18 since coming to the 40 Acres.
- He is in his seventh season overall as a head coach, with a career mark of 52-34. He spent the four years prior to Texas at Louisville.
- Texas' 35-34 victory over Baylor on Saturday night marked their fourth-straight over an AP Top-12 ranked opponent.
- This season, 19 players have made their first career start under Strong, while five true freshmen have started a game. The 19 players to make their first career start is tied for sixth-most in the country, while the five true freshmen to start a game is tied for the second-most nationally.

## THE FRESHMAN DIFFERENCE

- A total of 15 true freshmen have made their debuts in the burnt orange and white so far this season.
- Ten true freshmen debuted in the season opener against Notre Dame, four saw action for the first time against UTEP and one more against Oklahoma State.
- So far, QB Shane Buechele has started all eight games, C Zach Shackelford has started seven, FOX Malcolm Roach has started two, S Brandon Jones started against Oklahoma State and WR Devin Duvernay picked up his first career start at Kansas State.
- Other Longhorn freshmen to debut thus far are: DL D'Andre Christmas, OL Jean Delance, DL Jordan Elliott, LB Erick Fowler, WR Lil'Jordan Humphrey, WR Collin Johnson, LB Jeffrey McCulloch, OL Denzel Okafor, RB Kyle Porter and DT Gerald Wilbon.

### TRUE FRESHMEN TO PLAY SINCE 2010

Year	AT TEXAS		UNDER STRONG	
	Play	Start	Play	Start
2016	15	5	15	5
2015	17	10	17	10
2014	8	2	8	2
2013	3	1	8	0
2012	16	3	8	3
2011	18	5	13	10
2010	12	3	9	4

## A YOUNG NUCLEUS

- After playing 17 true freshmen while starting a school-record 10 a season ago, Texas has played 15 with five making a start already this season.
- Last season, the 10 true freshmen who started a game combined to make 66 starts.
- Already this season, the five true freshmen to start a game have combined to make 19 starts.
- Over the last two seasons, Texas' 15 true freshmen to start a game are the most nationally.
- Players currently in UT's freshmen and sophomore classes have combined to make 170 career starts.

## THE OFFENSIVE TURNAROUND

- First-year offensive coordinator Sterlin Gilbert was brought to Texas to reinvigorate the Longhorns offense and install his up-tempo system on the 40 Acres.
- Through eight games, Texas' offensive numbers are up across the board. In most categories, the Longhorns have improved by a significant margin over each of the last two seasons.
- UT's 36.0 points per game ranks 29th nationally while their 199 first downs are 19th-best in the FBS.
- The Longhorns' 486.4 yards per game rank 26th in the country, their 259.9 passing yards per game is 38th nationally while their 226.5 rushing yards per game is 26th.

### STERLIN GILBERT DIFFERENCE AT TEXAS

STAT (AVG)	2016	2015	2014
Points (AVG)	288 (36.0)	170 (21.3)	166 (20.8)
Passing Yards	2,079 (259.9)	1,075 (134.3)	1,685 (210.6)
Rushing Yards	1,812 (226.5)	1,563 (195.4)	1,101 (137.6)
Total Yards	3,891 (486.4)	2,638 (329.8)	2,786 (348.3)
First Downs	199 (24.9)	129 (16.1)	149 (18.6)
Plays	634 (79.3)	504 (63.0)	559 (69.9)

## DISRUPTIVE DEFENSE

- Since Charlie Strong took over defensive play-calling duties, the Longhorns have turned up the defensive pressure.
- Over the last three games, Texas has combined for 16 sacks and 31 tackles for loss.
- The 16 sacks during the last three games is the third-most in a three-game stretch during the Strong era. UT's defense twice had 17 sacks in a three-game stretch last season.
- The 31 tackles for loss are also the third-most in a three-game stretch in the last three seasons. UT had 35 and 33 tackles for loss in three-game stretches during the first four games of the 2014 season.
- The Longhorns have forced 10 turnovers in the last four games, recovering six fumbles and intercepting four passes.

### SACKS/TFL BY GAME IN 2016

GAME	SACKS-YDS	TFL-YDS
NOTRE DAME	3.0-19	7-29
UTEP	5.0-41	11-57
at California	3.0-30	7-40
at Oklahoma State	3.0-20	7-29
vs. Oklahoma	1.0-7	3-9
IOWA STATE	8.0-44	14-52
at Kansas State	2.0-16	6-24
Baylor	6.0-38	11-50

## LAST TIME IN LUBBOCK

- Texas came away with a 34-13 victory over Texas Tech on Nov. 1, 2014 during Charlie Strong's first season at UT.

## LONGHORNS' HONOR ROLL

### PAUL BOYETTE JR. • DT • SR.

- Senior Bowl preseason watch list

### SHANE BUECHELE • QB • FR.

- Big 12 Newcomer of the Week (Sept. 6)
- Big 12 Newcomer of the Week (Sept. 12)
- Manning Award watch list

### DAVANTE DAVIS • CB • SO.

- Preseason All-Big 12

### DEVIN DUVERNAY • WR • FR.

- Big 12 Newcomer of the Week (Oct. 17)

### D'ONTA FOREMAN • RB • JR.

- Doak Walker Award preseason watch list
- Earl Campbell Tyler Rose Award watch list

### DYLAN HAINES • S • SR.

- Lott IMPACT Trophy preseason watch list
- Senior Bowl preseason watch list

### MALIK JEFFERSON • LB • SO.

- Preseason All-America Sporting News (1st) and Sports Illustrated (2nd)
- Preseason Big 12 Defensive Player of the Year
- Preseason All-Big 12
- Bednarik Award preseason watch list
- Nagurski Trophy preseason watch list
- Butkus Award preseason watch list
- Walter Camp Award preseason watch list

### CHRIS NELSON • DT • SO.

- Big 12 Defensive Player of the Week (Week 1)

### KENT PERKINS • OL • SR.

- Senior Bowl preseason watch list

### TYRONE SWOOPES • QB • SR.

- Big 12 Co-Offensive Player of the Week (Week 1)

### PATRICK VAHE • OL • SO.

- Preseason All-Big 12

### CHRIS WARREN III • RB • SO.

- Doak Walker Award preseason watch list

### CONNOR WILLIAMS • OL • SO.

- Preseason All-Big 12
- Outland Trophy preseason watch list



## STATISTICAL COMPARISON

TEXAS TECH	CATEGORY	TEXAS
379	Points Scored	288
47.4	Scoring Offense	36.0
331	Points Allowed	262
41.4	Scoring Defense	32.8
253	First Downs	199
209	First Downs Allowed	183
99.6	Rushing/Game	226.5
213.8	Rushing Defense/Game	203.4
500.6	Passing/Game	259.9
304.6	Passing Defense/Game	258.5
600.2	Total Offense/Game	486.5
87.3	Plays/Game	79.3
622	Total Defense/Game	461.9
18.8	Kick Return Avg.	18.4
10.1	Punt Return Avg.	8.7
70-601	Penalties-Yards	58-513
8-9	Field Goals-Attempts	11-15
30:19	Avg. Time of Possession	27:01
74-128 (58%)	3rd Down Offense	52-126 (41%)
46-110 (42%)	3rd Down Defense	53-126 (42%)
5-14 (36%)	4th Down Offense	6-11 (55%)
6-10 (60%)	4th Down Defense	5-20 (50%)
40-44 (91%)	Red Zone Offense	30-35 (86%)
35-39 (90%)	Red Zone Defense	27-32 (84%)
+5	Turnover Margin	0

## STATISTICAL LEADERS

TEXAS TECH	CATEGORY	TEXAS
<b>Passing Yards</b>		
Patrick Mahomes II (3,519)		Shane Buechele (2,013)
<b>Passing Touchdowns</b>		
Patrick Mahomes II (28)		Shane Buechele (17)
<b>Rushing Yards</b>		
Demarcus Felton (289)		D'Onta Foreman (1,105)
<b>Rushing Touchdowns</b>		
Patrick Mahomes II (10)		D'Onta Foreman (10)
<b>Receiving Yards</b>		
Jonathon Giles (927)		Devin Duvernay (349)
<b>Receiving Touchdowns</b>		
Jonathon Giles (11)		Four Tied (3)
<b>Tackles</b>		
Jordyn Brooks (53)		Anthony Wheeler (59)
<b>Tackles for Loss</b>		
Kris Williams (5.0)		Breckyn Hager (8.0)
<b>Sacks</b>		
Kris Williams (4.0)		Breckyn Hager (5.0)
<b>Interceptions</b>		
Four Tied (1)		Dylan Haines (2)
<b>Fumble Recoveries</b>		
Two Tied (1)		Seven Tied (1)
<b>Forced Fumbles</b>		
Two Tied (1)		Anthony Wheeler (3)

## FOREMAN MAKING A NAME FOR HIMSELF

- Junior running back D'Onta Foreman is quickly becoming known as one of the best running backs in the country.
- So far this season, Foreman has rushed the ball 173 times for 1,105 yards (6.4 ypc) and 10 touchdowns.
- He ranks second in the nation averaging 157.9 rushing yards per game. His 1,105 yards rank third in the country.
- Entering Saturday's game against Texas Tech, Foreman ranks 19th in school history with 1,859 career yards.

## FOREMAN ON UT'S ALL-TIME RUSHING LIST

RK.	PLAYER	YEARS	ATT	YARDS	AVG.	TDs
16.	Phil Brown, FB	1990-93	404	2,102	5.2	16
17.	Darron Norris, TB	1985-88	457	2,079	4.5	12
18.	Marty Akins, QB	1973-75	415	2,020	4.9	26
19.	D'Onta Foreman	2014-	283	1,859	6.6	15
20.	Byron Townsend, TB	1949-51	416	1,783	4.3	22

## FOREMAN SNAPS 1,000 YARD DROUGHT

- D'Onta Foreman became the first Texas Longhorn since Jamaal Charles in 2007 to rush for 1,000 yards in a season.
- He is the 23rd player in school history to reach the milestone.
- Foreman snaps a nine-year drought for Texas, the longest in school history since the program's first 1,000-yard rusher in 1966.

## RECENT 1,000 YARD RUSHERS AT TEXAS

1,000 YARD SEASONS (22 TOTAL)		
2016	D'Onta Foreman (on 173 attempts)	1,105
2007	Jamaal Charles (on 258 attempts)	1,619
2005	Vince Young (on 155 attempts)	1,050
2004	Cedric Benson (on 326 attempts)	1,834
2004	Vince Young (on 167 attempts)	1,079
2003	Cedric Benson (on 258 attempts)	1,360
2002	Cedric Benson (on 305 attempts)	1,293
2001	Cedric Benson (on 223 attempts)	1,053

## THE 100-YARD MAN

- Foreman has rushed for 100 yards or more in nine straight games, including all seven this season. He has 11 100-yard games in his career, all coming in the last 13 games in which he has played.
- His active streak of nine straight games with 100 yards-or-more leads the FBS and is second in school history behind Earl Campbell's 11 in 1977.
- His seven 100-yard games this season are tied fifth in UT history while his 11 career games are tied for seventh.

## FBS LONGEST ACTIVE 100-YARD STREAK

PLAYER	GAMES
D'Onta Foreman, Texas	9
Leonard Fournette, LSU	8
Donnel Pumphrey, San Diego State	7

## MOST 100-YARD RUSHING GAMES 2016

PLAYER	GAMES
D'Onta Foreman, Texas	7
Donnel Pumphrey, San Diego State	7
Two Tied	6

## FOREMAN CHASING EARL CAMPBELL

- D'Onta Foreman's streak of 100 yards has reached nine consecutive games, second in UT history behind Earl Campbell's 11 in 1977.
- During his nine-game streak, Foreman has rushed for 1,409 yards on 203 attempts. He has scored 13 touchdowns and averaged 6.94 yards per carry.

## D'ONTA FOREMAN'S 2015-16 100-YARD STREAK

OPPONENT	ATT-YDS-TD	YPC
'15 KANSAS	12-157-2	13.1
'15 at West Virginia	18-147-1	8.17
NOTRE DAME	24-131-1	5.46
at California	21-157-2	7.48
at Oklahoma State	17-148-2	8.71
vs. Oklahoma	25-159-2	6.36
IOWA STATE	30-136-1	4.53
at Kansas State	24-124-0	5.17
Baylor	32-250-2	7.81
<b>Total</b>	<b>203-1,409-13</b>	<b>6.94</b>

## EARL CAMPBELL'S 1977 100-YARD STREAK

OPPONENT	ATT-YDS-TD	YPC
VIRGINIA	19-156-2	8.2
RICE	13-131-4	10.1
vs. Oklahoma	23-124-1	5.4
at Arkansas	34-188-0	5.5
at SMU	32-213-1	6.7
TEXAS TECH	27-116-0	4.3
at Houston	24-173-3	7.2
TCU	21-153-2	7.3
BAYLOR	30-181-1	6.0
at Texas A&M	27-222-3	8.2
vs. Notre Dame	29-116-0	4.0
<b>Total</b>	<b>279-1,773-17</b>	<b>6.35</b>

## FOREMAN ON HISTORIC PACE

- Through seven games this season, D'Onta Foreman's 1,105 rushing yards are the fourth-most in school history.

## UT RUSHING YARDS THROUGH SEVEN GAMES

1,000 YARD THROUGH SEVEN GAMES		
1998	Ricky Williams	1,484
2004	Cedric Benson	1,156
1973	Roosevelt Leaks	1,146
2016	D'Onta Foreman	1,105
1997	Ricky Williams	1,043
1977	Earl Campbell	1,015


## FOREMAN'S TD STREAK COMES TO END

- Prior to playing at Kansas State, D'Onta Foreman had rushed for a touchdown in seven consecutive games.
- During that seven-game span, he registered a career-high two touchdowns on the ground four different times.
- Foreman is one of 10 players in school history with a rushing touchdown in at least seven consecutive games.
- He began a new streak with two TDs against Baylor.

## MOST CONSECUTIVE GAMES WITH RUSHING TD

PLAYER	YEARS	GAMES	TOTAL TD
Ricky Williams	1997-98	11	30
Cedric Benson	2003-04	11	22
Byron Townsend	1950-51	11	15
Vince Young	2004-05	8	15
Cedric Benson	2001-02	8	12
Cody Johnson	2008	8	11
D'Onta Foreman	2015-16	7	11



**NOTABLES FROM FOREMAN VS. BAYLOR**

- D'Onta Foreman rushed 32 times for 250 yards and two touchdowns against No. 8/6 Baylor Saturday. He set new career highs for both attempts and yards.
- His 250 yards were the second-most in school history against an AP ranked team. Ricky Williams had 259 against Texas A&M in 1998.
- Foreman secured his ninth straight 100-yard game early, reaching the century mark in the first quarter. He is just the third player in the FBS this season to reach that mark in the first quarter of a game, joining Louisville's Lamar Jackson and Florida State's Dalvin Cook.

**FOREMAN AMONG POWER FIVE BACKS IN 2016**

RK.	PLAYER	GP	ATT	YARDS	AVG.	TDs
3.	D'Onta Foreman	7	173	1,105	6.39	10
11.	Kamryn Pettway (Auburn)	7	148	933	6.30	7
18.	Saquon Barkley (Penn St.)	8	147	888	6.04	10
19.	Myles Gaskin (Washington)	8	135	878	6.50	7
20.	Justin Jackson (NW)	8	188	868	4.62	6

**BALANCED OFFENSIVE ATTACK**

- Texas enters Saturday's game as one of just seven teams nationally to be ranked in the top 30 in total offense, with both a top 40 rushing and passing attack.
- The Longhorns are ranked 26th in total offense (486.4), 26th in rushing offense (226.5) and 38th in passing offense (259.9).

**HIGH-POWERED BALANCED OFFENSES**

TEAM	TOTAL YPG	RUSH YPG	PASS YPG
Louisville	603.3 (1st)	268.0 (10th)	335.4 (12)
Oklahoma	568.0 (3rd)	223.9 (25th)	344.1 (10th)
Baylor	559.9 (4th)	299.3 (4th)	260.6 (37th)
Oregon	519.1 (9th)	248.0 (16th)	271.1 (32nd)
West Virginia	497.3 (18th)	206.9 (38th)	290.4 (24th)
<b>TEXAS</b>	<b>486.4 (26th)</b>	<b>226.5 (26th)</b>	<b>269.9 (38th)</b>
Florida State	480.3 (29th)	206.9 (37th)	273.4 (31st)

**500 YARDS OF TOTAL OFFENSE**

- Texas totaled its fifth game with more than 500 yards of total offense on Saturday against Baylor. The Longhorns have had more than 400 yards of offense in seven of eight games thus far.
- The last time the Longhorns had at least five games with 500 yards of offense in a season was in 2009, when UT had six such games. Six 500-yard games in a single season is the school record.
- In the last two seasons, Texas had 500 yards of total offense just three times.

**MOST 500 YARD GAMES IN A SEASON**

YEAR	TOTAL	500 YARD GAMES
2009	6	639, 597, 562, 544, 537, 532
2005	6	645, 617, 606, 591, 585, 556
<b>2016</b>	<b>5</b>	<b>568, 568, 548, 517, 505</b>
2008	5	600, 591, 536, 504, 503
2007	5	589, 560, 551, 545, 514
2004	5	673, 600, 581, 525, 507
1996	5	624, 594, 575, 510, 503

**THE RUSHING ATTACK**

- The Longhorns offense has totaled at least 300 yards rushing two times so far in 2016, racking up 329 at Oklahoma State (Oct. 1) and 307 at California (Sept. 17).
- The back-to-back 300-yard performances marked the first time since the 2011 season that a Texas team had rushed for at least 300 yards in consecutive games.
- The Longhorns have not had three 300-yard rushing performances in a season since 2007.

**MOST 300 YARD RUSHING GAMES SINCE 1980**

YEAR	TOTAL	300 YARD GAMES
2005	6	418, 367, 361, 349, 347, 336
2004	6	513, 351, 339, 326, 322, 303
2003	4	393, 353, 322, 302
2007	3	364, 307, 300
1985	3	380, 365, 343
<b>2016</b>	<b>2</b>	<b>329, 307</b>

**BUECHELE MAKING HISTORY**

- True freshman quarterback Shane Buechele has made history early in his career at Texas.
- He became the first true freshman QB in school history to start the first two games of his career and was just the second ever to start the season opener, joining Bobby Layne in 1944.
- Buechele has started all eight games to date for the Longhorns, compiling a record of 4-4.
- He has completed 152-of-238 (63.9 %) passes for 2,013 yards and 17 touchdowns.
- Buechele reached the 1,000-yard mark in game five, the fastest freshman to ever reach the mark at UT. He reached the 2,000-yard mark in eight games, tied for second-fastest in school history.

**BUECHELE IN THE UT RECORD BOOKS****STARTS BY A TRUE FRESHMAN QB**

1.	8	SHANE BUECHELE (4-4)	2016
	8	Bobby Layne (5-3)	1944

**VICTORIES BY A TRUE FRESHMAN QB**

1.	5	Bobby Layne (5-3)	1944
2.	4	SHANE BUECHELE (4-4)	2016

**PASSING YARDS BY A FRESHMAN QB**

1.	2,570	Colt McCoy (redshirt)	2006
2.	2,453	Major Applewhite (redshirt)	1998
3.	2,341	Shea Morenz (redshirt)	1993
4.	2,013	SHANE BUECHELE	2016
**	1,079	David Ash	2011

**PASSING TOUCHDOWNS BY A FRESHMAN QB**

1.	29	Colt McCoy (redshirt)	2006
2.	18	Major Applewhite (redshirt)	1998
3.	17	SHANE BUECHELE	2016
**	7	Bobby Layne	1944

\*\*Previous record by a true freshman

**FASTEST TO 2,000 YARDS (SINGLE SEASON)**

1.	7	Major Applewhite	1999
2.	8	Shane Buechele	2016
	8	Colt McCoy (2008, 2007); Major Applewhite (2000)	

**LONGEST PASS PLAYS BY FRESHMAN**

3.	80t	Shane Buechele to Devin Duvernay	at KSU
6.	75t	Shane Buechele to Devin Duvernay	ISU
7.	72t	Shane Buechele to John Burt	ND
10.	68	Shane Buechele to Jerrod Heard	ND

**NCAA/BIG 12 RANKINGS**

Category	Team	NCAA	Big 12	Value
Blocked Kicks		3	2	4
Blocked Punts		3	1	2
Completion Pct		23	4	.638
First Downs Offense		19	2	199
Fumbles Lost		26	3	4
Fumbles Recovered		29	2	7
Net Punting		9	1	41.73
Yards/Completion		39	4	13.2
Rushing Offense		26	2	226.5
Scoring Offense		29	5	36.0
TFL Allowed		45	4	5.38
Passing Efficiency		19	4	151.93
Sacks		2	1	3.88
Tackles for Loss		10	2	8.0

\*Team must rank in top 50 (NCAA) or top 5 (Big 12)

**Individual**

Name	Category	NCAA	Big 12	Value
D. Foreman	All Purpose	8	2	164.1
B. Jones	Blocked Kicks	3	2	2
S. Buechele	Completion Pct	20	4	.639
A. Wheeler	Forced Fumbles	15	2	.38
S. Buechele	Passing Efficiency	16	4	153.4
S. Buechele	Passing TDs	22	4	17
S. Buechele	Passing Yards	32	6	2,013
M. Dickson	Punting	2	1	47.9
D. Foreman	Rushing TDs	16	1	10
D. Foreman	Rushing Yards	3	1	1,105
D. Foreman	Rushing/Game	2	1	157.9

\*Individual must rank in top 50 (NCAA) or top 5 (Big 12)

**LONGHORN CAPTAINS****NOTRE DAME**

Caleb Bluiett, Tim Cole, Kent Perkins

**UTEP**

Tim Cole, Paul Boyette, Jacorey Warrick, Tyrone Swoopes

**CALIFORNIA**

Dylan Haines, Trey Holtz, Kevin Vaccaro

**OKLAHOMA STATE**

Bryce Cottrell, Trent Domingue, Quincy Vasser

**OKLAHOMA**

Tyrone Swoopes, Caleb Bluiett, Tim Cole

**IOWA STATE**


Paul Boyette, Jr., Sheroid Evans, Jacorey Warrick

**KANSAS STATE**

Bryce Cottrell, Dylan Haines, Kent Perkins

**BAYLOR**

Trent Domingue, Trey Holtz, Tyrone Swoopes



## TEXAS AND THE POLLS

### Associated Press Top 25 (Oct. 30)

Rk	Team (1st)	Record	Points
1	Alabama (60)	8-0	1524
2	Michigan (1)	8-0	1435
3	Clemson	8-0	1401
4	Washington	8-0	1369
5	Louisville	7-1	1262
6	Ohio State	7-1	1207
7	Texas A&M	7-1	1150
8	Wisconsin	6-2	1122
9	Nebraska	7-1	951
10	Florida	6-1	929
11	Auburn	6-2	927
12	<b>Oklahoma</b>	<b>6-2</b>	<b>835</b>
13	<b>Baylor</b>	<b>6-1</b>	<b>693</b>
14	<b>West Virginia</b>	<b>5-1</b>	<b>620</b>
15	LSU	5-2	586
16	Utah	7-2	506
17	Western Michigan	8-0	481
18	North Carolina	6-2	423
19	Florida State	5-3	409
20	Penn State	6-2	390
21	Colorado	6-2	375
22	<b>Oklahoma State</b>	<b>6-2</b>	<b>355</b>
23	Virginia Tech	6-2	345
24	Boise State	7-1	203
25	Washington State	6-2	139

Others Receiving Votes: Houston 65, Southern Cal 40, San Diego St. 21, Troy 20, Tennessee 17, South Florida 10, Arkansas 7, Wyoming 5, Tulsa 3

### Coaches Poll Top 25 (Oct. 30)

Rk	Team (1st)	Record	Points
1	Alabama (63)	8-0	1599
2	Michigan	8-0	1492
3	Clemson (1)	8-0	1488
4	Washington	8-0	1434
5	Louisville	7-1	1322
6	Ohio State	7-1	1269
7	Texas A&M	7-1	1207
8	Wisconsin	6-2	1147
9	Florida	6-1	1039
10	Nebraska	7-1	963
11	<b>Oklahoma</b>	<b>6-2</b>	<b>907</b>
12	Auburn	6-2	896
13	<b>Baylor</b>	<b>6-1</b>	<b>810</b>
14	LSU	5-2	652
15	<b>West Virginia</b>	<b>6-1</b>	<b>642</b>
16	Utah	7-2	523
17	North Carolina	6-2	500
18	Western Michigan	8-0	448
19	Florida State	5-3	432
20	Colorado	6-2	394
21	Virginia Tech	6-2	335
22	<b>Oklahoma State</b>	<b>6-2</b>	<b>298</b>
23	Penn State	6-2	296
24	Boise State	7-1	266
25	Washington State	6-2	146

Others Receiving Votes: Houston 111, Tennessee 38, San Diego State 36, South Florida 34, USC 28, Arkansas 10, Troy 7, Navy 6, Wyoming 5, Middle Tennessee 5, Appalachian State 4, Tulsa 3, Northwestern 3, Minnesota 2, Ole Miss 1, Pittsburgh 1, Louisiana Tech 1

2016 Opponent in **BOLD**

## BUECHELE 2016 NOTABLES

- Thus far, Buechele has passed for at least 200 yards in seven of his eight games. Prior to the 2016 season, true freshmen at UT had totaled just one 200-yard passing game in school history.
- Against UTEP, Buechele passed for a true freshman-record four touchdowns.
- Buechele's 245 passing yards against Oklahoma were the third-most by a UT freshman in the game (293, Major Applewhite, 1998; 263, Shea Morenz, 1993) and most by a true freshman.
- His three passing touchdowns against the Sooners are tied for the most ever by a Longhorn in the Red River Showdown. Vince Young (2005) was the last to do so.
- Buechele's 2,013 yards rank second in the nation among all true freshmen.
- His 17 touchdowns are third-most ever by a UT freshman (most by true freshman) and are tied for the 13th-most in a career by a Texas quarterback.

## ANOTHER FOREMAN?

- As if the one of the nation's best running backs weren't enough for opposing defenses to worry about, Texas wide receiver Armanti Foreman is leading the Longhorns this season in receptions (27), receiving yards (349) and is tied for the team lead with three touchdown receptions.
- The twin brother of D'Onta, Armanti had four catches for a career-high 142 yards and a touchdown in Saturday's 35-34 victory over Baylor.
- On the first drive of the game, Foreman caught a pass for 13 yards and a touchdown from 40 yards out. In the second quarter he had a 51-yard reception and in the fourth quarter a 38-yard catch to set up the game-winning field goal.
- On the Longhorns opening drive, the Foreman brothers did all the work, as the drive sequence went: D'Onta rush (3x), Armanti catch, D'Onta rush (3x), Armanti TD catch.
- Armanti surpassed 1,000 career all-purpose yards in Saturday's game, while D'Onta surpassed 2,000.

## SPREADING THE BALL AROUND

- Through eight games, UT has eight receivers with double-digit catches.
- The Longhorns have nine players with at least 100 yards receiving and six with more than 200.
- Seven Longhorns have found the end zone so far this season and six players have at least two.

## TEXAS WIDE RECEIVERS WITH 10+ CATCHES

PLAYER	NO.	YDS	AVG	TD
Armanti Foreman	27	349	12.9	3
Jacorey Warrick	20	212	10.6	2
Jake Oliver	20	204	10.2	0
Jerrold Heard	18	227	12.6	3
John Burt	16	197	12.3	1
Dorian Leonard	14	233	16.6	3
Collin Johnson	13	149	11.5	0
Devin Duvernay	11	275	25.0	3

## SWOOPES NEARING HISTORIC MARK

- Senior quarterback Tyrone Swoopes became just the 13th player in school history to eclipse the 3,000 career passing yards mark when he completed 4-of-6 passes for 65 yards in week three against Cal. Swoopes has now passed for 3,038 yards in his career.
- Additionally, he is just 66 rushing yards shy of 1,000 career yards. Swoopes could join Colt McCoy and Vince Young as the only three quarterbacks in school history to pass for 3,000 yards and rush for at least 1,000 in a career.
- Swoopes is looking to become just the sixth QB in school history to rush for 1,000 yards in their career.
- He enters Saturday's game against Texas Tech ranked third all-time among UT quarterbacks with 23 career rushing touchdowns.

## SWOOPES IN THE UT RECORD BOOKS

### RUSHING YARDS BY A QUARTERBACK

1.	3,127	Vince Young	2003-05
2.	2,020	Marty Akins	1973-75
3.	1,571	Colt McCoy	2006-09
4.	1,306	Donnie Little	1978-81
5.	1,211	Eddie Phillips	1969-71
6.	<b>934</b>	<b>Tyrone Swoopes</b>	<b>2012-present</b>

### RUSHING TOUCHDOWNS BY A QUARTERBACK

1.	37	Vince Young	2003-05
2.	26	Marty Akins	1973-75
3.	<b>23</b>	<b>Tyrone Swoopes</b>	<b>2012-present</b>

## TEXAS IN THE RANKINGS


WEEK	AP	COACHES	CFP
Preseason	RV	RV	N/A
Week 2 (Sept. 6)	11	20	N/A
Week 3 (Sept. 11)	11	16	N/A
Week 4 (Sept. 18)	21	24	N/A
Week 5 (Sept. 25)	22	25	N/A
Week 6 (Oct. 2)	RV	NR	N/A
Week 7 (Oct. 10)	NR	NR	N/A
Week 8 (Oct. 16)	NR	NR	N/A
Week 9 (Oct. 23)	NR	NR	N/A
Week 10 (Oct. 30)	NR	NR	TUES.
Week 11			
Week 12			
Week 13			
Week 14			
Week 15			

## Texas Against Ranked Opponents

<b>UT AGAINST TOP 25</b>	<b>124-145-8 (.462)</b>
Home	45-39-4 (.534)
Away	34-50-0 (.405)
Neutral	45-56-4 (.448)
<b>UT AGAINST TOP 10</b>	<b>60-86-4 (.413)</b>

### In 2016 (1-1)

#10/9 Notre Dame W, 50-47 (F/20T)  
vs. #20/22 Oklahoma L, 40-45  
#8/6 Baylor W, 35-34

**FIRST TIME STARTERS, PLAYERS**

• Besides true freshmen, 14 players have made their first career starts so far: RG Alex Anderson (UTEP), CB Kris Boyd (Oklahoma), LB Edwin Freeman (Baylor), CB Sheroid Evans (ND), RB D'Onta Foreman (ND), RT Brandon Hodges (ND), WR Dorian Leonard (Iowa State), OL Jake McMillon (Oklahoma State), DT Chris Nelson (ND), WR Jake Oliver (Oklahoma State), DE Charles Omenihu (ND), LT Elijah Rodriguez (UTEP), SS Kevin Vaccaro (UTEP) and WR Jacorey Warrick (ND).

• An additional 12 players have made their first career appearance: K Mitchell Becker (ND), K Trent Domingue (ND), OL Garrett Graf (UTEP), WR Garrett Gray (Baylor), DS Jak Holbrook (ND), RB Tristian Houston (UTEP), DL Alex Mercado (UTEP), DL Patrick Ojeaga (UTEP), OL Garrett Thomas (UTEP), LB Cameron Townsend (UTEP), LB Johnny Tseng (UTEP) and TE Michael Wilson (ND).

**BECK BACK IN THE END ZONE**

• Junior tight end Andrew Beck found the end zone in the fourth quarter against Baylor to bring the Longhorns within two and set up the game-winning field goal.

• It was just his third catch of the season, but his second that has gone for a touchdown.

• His first touchdown came against Oklahoma State from 39 yards out. Against Baylor, his touchdown came from seven yards out.

• He totaled two catches for 23 yards against the Bears and now has three catches for 62 yards this season.

**FORCING TURNOVERS**

• After forcing just one turnover in the first four games of the season, the Longhorns have flipped the script by forcing 10 turnovers in the last four games.

• In three of the last four games, the Longhorns have forced multiple turnovers.

• Against Baylor, the defense came up with two, as P.J. Locke had an interception and fumble recovery.

**DUVERNAY BURSTING ONTO SCENE**

• True freshman wide receiver Devin Duvernay has burst onto the scene recently, totaling nine receptions for 259 yards and three touchdowns in his last four games.

• In total, the first-year player from Sachse, Texas has caught 11 passes for 275 yards. He is also tied for the team lead with three touchdown receptions.

• Duvernay leads the Longhorns averaging 25.0 yards per reception, while his three touchdown receptions are averaging 72.7 yards per catch.

• He caught his first career touchdown pass against Oklahoma, a 63-yard reception that is the 17th-longest reception by a freshman in school history.

• Against Iowa State, Duvernay followed that up with a 75-yard touchdown reception. That stands as the eighth-longest TD reception by a freshman in school history.

• On the road at Kansas State, Duvernay's touchdown reception came from 80 yards out, tied for the fourth-longest reception by a freshman in school history.

• Against Baylor, Duvernay had his streak of three consecutive games with a touchdown reception snapped. It was tied for the seventh-longest streak in UT history.

**DUVERNAY IN THE UT RECORD BOOKS****TOUCHDOWN RECEPTIONS BY A FRESHMAN**

1. Roy Williams (2000)	8
2. Devin Duvernay (2016)	3
Six Others Tied	3

**CONSECUTIVE GAMES WITH TD RECEPTION**

1. Jordan Shipley (2008)	8
5. John Harris (2014)	4
Jordan Shipley (2009)	4
7. Devin Duvernay (2016)	3
Six Others Tied	3

**LONGEST RECEPTION BY FRESHMAN**

1. 96t Roy Williams, vs. Oklahoma State	9/30/2000
2. 91t ^Malcolm Williams, at Texas Tech	11/1/2008
3. 84t John Burt, Kansas	11/7/2015
T4. 80t Devin Duvernay, at K-State	10/22/2016
8. 75t Devin Duvernay, Iowa State	10/15/2016
17. 63t Devin Duvernay, vs. Oklahoma	10/8/2016
^redshirt freshman	

**TEXAS BY THE NUMBERS**

**9** Running back D'Onta Foreman has registered nine straight 100-yard games on the ground. That mark is the longest active streak in the nation and the second-longest in school history behind Earl Campbell's (1977) 11.

**46** Kicker Trent Domingue made a game-winning field goal from 39 yards out with 46 seconds left to knock No. 8/6 Baylor from the ranks of the unbeaten.

**47.8** Punter Michael Dickson is averaging 47.8 yards per punt this season. That mark is tops in the Big 12 and second-best nationally.

**142** Armanti Foreman caught four passes for a career-high 142 receiving yards and a touchdown in Saturday's win over Baylor.

**500** The Longhorns offense had 548 yards on Saturday against Baylor. It was their fifth 500-yard performance of the season, tied for the third-most in a single season in school history.

**1,000** With his career-high 250 yards rushing against Baylor, D'Onta Foreman became the first Longhorn since Jamaal Charles in 2007 to reach the 1,000-yard mark for rushing yards in a single season.

**CURRENT LONGHORNS NOTABLE PERFORMANCES****300 Yard Passing Games**

Tyrone Swoopes, Sr. (2)

Yards	Att-Comp	Game
334	27-44	vs. Oklahoma (10/11/14)
305	24-33	at Oklahoma St. (11/15/14)

Jerrod Heard, So. (1)

Yards	Att-Comp	Game
364	20-31	vs. Cal (9/19/15)

**100 Yard Rushing Games**

D'Onta Foreman, Jr. (11)

Yards	Rushes	Game
250	32	vs. Baylor (10/29/2016)
159	25	vs. Oklahoma (10/8/2016)
157	21	at California (9/17/16)
157	12	vs. Kansas (11/7/15)
148	17	at Oklahoma State (10/1/16)
147	18	at WVU (11/14/15)
136	30	vs. Iowa State (10/15/16)
131	24	vs. Notre Dame (9/4/16)
124	24	at Kansas State (10/22/16)
117	9	vs. Oklahoma (10/10/15)
112	18	at TCU (10/3/15)

Chris Warren III, So. (4)

Yards	Rushes	Game
276	25	vs. Texas Tech (11/26/15)
119	18	at California (9/17/16)
106	10	at Oklahoma State (10/1/16)
106	28	at Baylor (12/5/15)

Jerrod Heard, So. (2)

Yards	Rushes	Game
163	24	at California (9/19/15)
115	21	vs. Oklahoma (10/10/15)

**100 Yard Receiving Games**

John Burt, So. (2)

Yards	Receptions	Game
113	4	vs. Kansas (11/7/15)
111	6	vs. Notre Dame (9/4/16)

Armanti Foreman, Jr. (1)

Yards	Receptions	Game
142	4	vs. Baylor (10/29/2016)



During the 2016 season, Texas athletics is celebrating 100 years of their beloved mascot, BEVO. BEVO XV debuted prior to the season opener at Darrell K Royal - Texas Memorial Stadium against Notre Dame.





## TEXAS' RECORD WHEN...

	2016	Strong Era
Overall	4-4	15-18
Big 12	2-3	11-12
Non-conference	2-1	4-6
Home	4-0	10-7
Away	0-3	4-7
Neutral	0-1	1-4
Current streak	W1	
Current home streak	W4	
Current road streak	L3	
Day game	1-3	6-9
Night Game	3-1	9-9
ABC	2-1	3-4
NBC	0-0	0-1
ESPN	0-1	1-4
ESPN2	0-1	0-1
ESPNU	0-0	0-1
FOX	0-0	1-2
FOX Sports 1	0-1	4-5
LHN	2-0	6-0
August	0-0	1-0
September	2-1	4-6
October	2-3	5-8
November	0-0	4-3
December	0-0	1-1
vs. Top 25 teams	2-1	5-9
vs. unranked teams	2-3	10-9
On artificial surface	4-3	14-14
On natural grass	0-1	1-4
Scoring first	1-1	12-4
Opponent scores first	3-3	3-14
Leading after 1st quarter	1-1	11-2
Tied after 1st quarter	2-0	2-2
Trailing after 1st quarter	1-3	2-14
Leading at halftime	3-0	13-2
Trailing at halftime	1-4	1-15
Tied at halftime	0-0	1-1
Leading after 3rd quarter	3-0	13-1
Trailing after 3rd quarter	1-4	1-16
Tied after 3rd quarter	0-0	1-1
Overtime	1-0	1-0
Scoring 20 points or less	0-0	0-10
Scoring 20-29	1-1	12-5
Scoring 30+ points	3-3	9-5
Allowing 20 points or less	2-0	11-1
Allowing 21 points or more	2-4	4-17
Outgaining opponent	3-2	10-5
Outgained by opponent	1-2	5-13
With 100-yard rusher	3-4	9-8
Allow 100-yard rusher	2-3	7-10
With 300-yard passer	0-0	2-2
Allow 300-yard passer	0-3	1-6
No turnovers	0-1	4-3
Less than three turnovers	4-3	14-13
Three or more turnovers	0-0	0-4
No takeaways	1-2	1-8
Three or more takeaways	0-2	6-4
Win turnover margin	0-2	10-5
Tie turnover margin	2-0	3-2
Lose turnover margin	2-2	2-11
Win time of possession	0-1	6-7
Lose time of possession	4-3	9-11
Game decided by 1-9	2-3	5-7
Game decided by 10-19	0-1	3-3
Game decided by 20+	2-0	7-8

## DOMINGUE DELIVERS IN THE CLUTCH

- Graduate transfer kicker Trent Domingue delivered when it counted for the Longhorns on Saturday, making a game-winning 39-yard field goal with 46 seconds left to defeat previously-unbeaten Baylor, 35-34.
- For Domingue, it was his first career game-winning field goal.
- He was a perfect 3-for-3 on extra point attempts in the win and was 2-for-2 on field goal attempts, as he also made a 25-yarder in the third quarter.
- On the season, Domingue has provided consistency for the Longhorns, who were unsure who their placekicker would be into the summer when Domingue signed with Texas.
- Domingue has made 11-of-15 field goals and is 10-of-11 inside of 40 yards.
- He has hit two field goals in five different games this season: UTEP, at California, vs. Oklahoma, Iowa State and Baylor.
- He has scored double-digit points in four games this season: UTEP (11), at California (11), vs. Oklahoma (10) and Baylor (10).

## DICKSON A THREAT FOR LONGHORNS

- Sydney, Australia native Michael Dickson has turned into a major threat for the Longhorns in his sophomore season. He enters Saturday's game at Texas Tech ranked second in the nation and first in the Big 12 Conference averaging 47.8 yards per punt.
- Dickson has punted 40 times in eight games for a total of 1,914 yards. Of his 40 punts, 18 have been more than 50 yards and 17 have been downed inside the 20.
- In total, only 12 of his punts have been returned, for an average of 6.6 yards per return.
- As a team, Texas is first in the Big 12 and ninth nationally with a 41.7 net punting average.
- Against Notre Dame, Dickson set a new career long with a punt of 64 yards, and also a new career high and school record with his 55.0 yards per punt average. His five punts of more than 50 yards were also a new career high.
- Last week against Baylor, Dickson matched his career high with five punts of more than 50 yards. His long in the game was a 63-yarder, while he averaged 52.7 yards on his six attempts.

## HORNS HOSTING A BLOCK PARTY

- So far in 2016, Longhorns' special teams have come up with four blocked kicks (two punts, one field goal, one PAT). Texas did not have a blocked kick in each of Charlie Strong's first two seasons and had just two total since the beginning of the 2013 season.
- Against Oklahoma State, Poona Ford blocked a Cowboys' PAT in the third quarter. It was Texas' first blocked PAT since the 2013 season against Ole Miss, a span of 38 games.
- True freshman Brandon Jones blocked a punt in back-to-back games against UTEP and California. He was the first Longhorn since Mykkel Thompson in 2012 to block a punt in consecutive games and only the fourth player at Texas since blocked kicks became an official stat in 1975.
- Jones' punt block against UTEP was the first blocked punt for Texas since Carrington Byndom did so vs. Texas Tech on Nov. 3, 2012.
- Jones is just the 12th player in school history to block multiple punts in the same season. The school record is four, owned by Aaron Williams (2008), Michael Griffin (2005) and Terrol Dillon (1999).
- Both punt blocks have led to points, as the block against UTEP led to a FG while against Cal it resulted in a safety.
- Junior Naashon Hughes blocked a Notre Dame field goal late in the third quarter of that game, which proved to be huge as the Fighting Irish attempted to mount a comeback. The Longhorns eventually won in double-overtime, 50-47. For Texas, Hughes' field goal block was the first in the last 30 games. Jackson Jeffcoat was the last to block a field goal when he did so against Kansas on Nov. 2, 2013.

## JEFFERSON MAKES PLAYS VS. BAYLOR


- Malik Jefferson came off the bench Saturday and led the Longhorns defensively in their 35-34 victory over No. 8/6 Baylor.
- A sophomore, Jefferson led the team with 10 tackles, 2.5 tackles for loss and two sacks.
- The 10 tackles were one shy of his career high of 11 which he did at West Virginia last season.
- The 2.5 tackles for loss matched his career high (2015 at Notre Dame) as did the two sacks (2015 vs. Oklahoma).

## NCAA ALL-TIME WINNINGEST PROGRAMS

VICTORIES						
RK	TEAM	YEARS	WINS	LOSSES	TIES	PCT.
1.	Michigan	136	932	331	36	.731
2.	Notre Dame	127	895	318	42	.730
3.	TEXAS	123	890	357	33	.708
4.	Nebraska	126	887	369	40	.700
5.	Ohio State	126	882	321	53	.723
6.	Alabama	121	872	326	43	.720
7.	Oklahoma	121	867	321	53	.720
8.	Penn State	129	862	384	42	.686
9.	Tennessee	119	825	374	53	.680
10.	USC	122	817	336	54	.699

WINNING PERCENTAGE						
RK	TEAM	YEARS	WINS	LOSSES	TIES	PCT.
1.	Michigan	136	932	331	36	.731
2.	Notre Dame	127	895	318	42	.730
3.	Boise State	48	425	159	2	.727
4.	Ohio State	126	882	321	53	.723
5.	Alabama	121	872	326	43	.720
6.	Oklahoma	121	867	321	53	.720
7.	TEXAS	123	890	357	33	.708
8.	Nebraska	126	887	369	40	.700
9.	USC	122	817	336	54	.699
10.	Penn State	129	862	384	42	.686





## HAINES HAS A NOSE FOR THE BALL

- Senior safety Dylan Haines registered two interceptions in the Red River Showdown against Oklahoma. They were the Longhorns' first two interceptions of the season.
- Haines now has 11 career interceptions which he has returned for a combined 238 yards. His 11 career interceptions are tied with Quandre Diggs, Mossy Cade and William Graham for ninth-most in school history. His 238 interception return yards are second-most in school history.
- His first interception in that game came on a ball that was dislodged by Malcolm Roach and ended up in Haines' hands for the pick. His second interception was an overthrow that Haines returned 38 yards to set up a Texas field goal.
- The interceptions came on back-to-back drives for the Sooners.

## HAINES IN THE UT RECORD BOOKS

### CAREER INTERCEPTIONS

1. 17	Nathan Vasher	2000-03
2. 17	Noble Doss	1939-41
3. 16	Jerry Gray	1981-84
4. 15	Derrick Hatchett	1977-80

9. 11	Dylan Haines	2014-present
-------	--------------	--------------

### CAREER INTERCEPTION RETURN YARDS

1. 261	Chris Carter	1993-96
2. 238	Dylan Haines	2014-present

## LOCKE-ING IT UP

- Sophomore P.J. Locke III was crucial in the Longhorns' 35-34 win over previously-unbeaten Baylor on Saturday.
- Texas' starter at nickelback, Locke had just one tackle, but also had a fumble recovery, interception and pass breakup.
- The interception came on a twisting play off a deflection by Kris Boyd. Boyd initially knocked the ball up into the air, and Locke contorted his body to make the interception.
- On the first play of the fourth quarter, Locke came up with a fumble which was forced by DL Paul Boyette at the Baylor 9-yard line to keep the Bears out of the end zone.
- The interception and fumble recovery were both career firsts for Locke.

## HAGER RUNNING FREE

- Sophomore FOX Breckyn Hager continues to make plays for the Longhorns defensively this season.
- He is third on the team with 43 tackles, but leads the team with eight tackles for loss and five sacks.
- Against Baylor, Hager recorded 2.5 tackles for loss and a sack. He matched his career high with the sack but set a new mark with 2.5 TFLs. His previous career high was one TFL. He had six total tackles in the victory.

## BUILT FORD TOUGH

- Junior Poona Ford has been solid for UT this season on the interior of its defensive line.
- He has started all eight games this season and 13 now for his career.
- Ford ranks fourth on the team with 39 tackles. He has 4.5 tackles for loss to go along with two quarterback hurries, a forced fumble and recovery and a blocked extra point.

## NELSON EMERGING ON THE D-LINE

- Sophomore Chris Nelson has been consistently among the leaders for the Longhorns on the defensive line this season. He registered a team-high seven tackles to go along with 2.5 tackles for loss, 1.5 sacks and a forced fumble against Iowa State.
- Through eight games, Nelson is fifth on the team with 38 total tackles. He has 6.0 tackles for loss and also 1.5 sacks. He has one quarterback hurry and also has a forced fumble.

## WHEELER STEPPING UP

- Much like Malik Jefferson, sophomore LB Anthony Wheeler made several key plays in Texas 35-34 victory over No. 8/6 Baylor Saturday night. Wheeler had started the first seven games of the season, but did not start against the Bears.
- He forced a fumble in Saturday's game and is now tied for the team lead with two - both in the last two games.
- He leads Texas with 59 tackles this season to go along with 2.0 tackles for loss. He's also added a pass breakup.

## LONGHORNS IN THE NFL

### ACTIVE TEAM

Sam Acho	Chicago Bears
Chykie Brown	Cincinnati Bengals
Malcolm Brown	Los Angeles Rams
Malcom Brown	New England Patriots
Jamaal Charles	Kansas City Chiefs
Phil Dawson	San Francisco 49ers
Quandre Diggs	Detroit Lions
Marquise Goodwin	Buffalo Bills
Michael Griffin	Carolina Panthers
Donald Hawkins	Carolina Panthers
Jordan Hicks	Philadelphia Eagles
Tony Hills	New Orleans Saints
Derrick Johnson	Kansas City Chiefs
Colt McCoy	Washington Redskins
Roy Miller	Jacksonville Jaguars
Alex Okafor	Arizona Cardinals
Brian Orakpo	Tennessee Titans
Adrian Phillips	San Diego Chargers
Hassan Ridgeway	Indianapolis Colts
Keenan Robinson	New York Giants
Brian Robison	Minnesota Vikings
Geoff Swaim	Dallas Cowboys
Earl Thomas	Seattle Seahawks
Justin Tucker	Baltimore Ravens
Kenny Vaccaro	New Orleans Saints
Fozzy Whittaker	Carolina Panthers
Aaron Williams	Buffalo Bills
<b>INJURED RESERVE TEAM</b>	
Lamar Houston	Chicago Bears
Mykkele Thompson	New York Giants
<b>PRACTICE SQUAD TEAM</b>	
Trey Hopkins	Cincinnati Bengals
<b>COACHES TEAM</b>	
Jerry Gray	Minnesota Vikings
Richard Hightower	Chicago Bears
Kyle Shanahan	Atlanta Falcons

## FUTURE SCHEDULES

**2017**  
**Sept. 2** MARYLAND  
**Sept. 9** SAN JOSE STATE  
 Sept. 16 at USC

**2018**  
 Sept. 1 at Maryland  
**Sept. 15** USC

**2019**  
**Aug. 31** LOUISIANA TECH  
**Sept. 7** LSU  
 TBA at Rice

**2020**  
**Sept. 5** USF  
 Sept. 12 at LSU

**2021**  
 Sept. 11 at Arkansas  
**TBA** RICE


**2022**  
 Sept. 3 at USF  
**Sept. 17** OHIO STATE

**2023**  
**Sept. 9** UCF  
 Sept. 16 at Ohio State  
**TBA** RICE

**2024**  
**Aug. 31** at Michigan  
**Sept. 7** USF

**2027**  
**Sept. 4** MICHIGAN  
 \*All future opponents and game dates are subject to change





## THE STRONG FILE

Hometown \_\_\_\_\_ Batesville, Ark.  
 High School \_\_\_\_\_ Batesville  
 College \_\_\_\_\_ Central Arkansas '82  
 Year in coaching \_\_\_\_\_ 34th  
 Wife \_\_\_\_\_ Vicki  
 Children \_\_\_\_\_ Tory, Hailee, Hope

## STRONG YEAR BY YEAR

## at Texas

Year	Position	Record	Bowl
2016	Head Coach	4-4	
2015	Head Coach	5-7	None
2014	Head Coach	6-7	Texas
<b>Overall</b>		<b>15-18</b>	

## at Louisville

Year	Position	Record	Bowl
2013	Head Coach	12-1	Russell Athletic
2012	Head Coach	11-2	Sugar
2011	Head Coach	7-6	Belk
2010	Head Coach	7-6	Beef O'Bradys
<b>Overall</b>		<b>37-15</b>	

## at Florida

Year	Position	Record	Bowl
2009	Assoc. HC/DC/LB		BCS
2008	Assoc. HC/DC/LB		Capital One
2007	Asst. HC/Co-DC/LB		BCS
2006	Asst. HC/Co-DC/LB		Outback
2005	Asst. HC/Co-DC/LB		
2004	Def. Coordinator/DE	0-1	Peach*
2003	Def. Coordinator/DE		Outback
1994	Asst. HC/Defensive Tackles		Sugar
1993	Defensive Ends		Sugar
1992	Defensive Ends		Gator
1991	Defensive Ends		Sugar
1989	Outside Linebackers		Freedom
1988	Outside Linebackers		
1984	Graduate Assistant		
1983	Graduate Assistant		Gator

\*Served as interim head coach

## at South Carolina

Year	Position	Record	Bowl
2002	Def. Coordinator		Outback
2001	Def. Coordinator		Outback
2000	Def. Coordinator		
1999	Def. Coordinator		

## at Notre Dame

Year	Position	Record	Bowl
1998	Defensive Line		Gator
1997	Defensive Line		Independence
1996	Defensive Line		
1995	Defensive Line		Orange

## at Mississippi

Year	Position	Record	Bowl
1990	Wide Receivers		Gator

## at Southern Illinois

Year	Position	Record	Bowl
1987	Wide Receivers		
1986	Wide Receivers		

## at Texas A&amp;M

Year	Position	Record	Bowl
1985	Graduate Assistant		Cotton

**CAREER RECORD** \_\_\_\_\_ 52-34 (.605)  
**BOWL RECORD** \_\_\_\_\_ 3-3 (.500)



## Charlie Strong

## Head Coach

## 3rd Season at Texas

seasons, Charlie Strong is in his third year as the Texas head football coach.

Strong, the 29th head coach in UT history, spent the previous four seasons as Louisville head coach, re-energizing a program that was coming off back-to-back losing seasons (5-7 in 2008, 4-8 in 2009) and a 15-21 record in the three years prior to his arrival. He amassed a 37-15 record, a pair of Big East Conference Championships (2011, 2012) and was named Big East Coach of the Year in both 2010 and 2012. He also led UofL to four straight bowl game appearances (3-1 record), including a victory over No. 4 Florida in the 2013 Allstate Sugar Bowl. Strong is the only coach in Louisville history to win three bowl games and prior to his arrival the Cards had won just six bowl games in the program's 100-year history.

At Texas, Strong is continuing the process of building the Longhorns. With back-to-back Top 10 recruiting classes and a 2015 true freshman class that featured three freshman All-Americans, three other players who earned honorable mention All-Big 12 honors, and 10 players who started a game, a young and talented nucleus has the Horns in position to return to prominence.

In addition to recruiting prowess, Strong has proven to be an exceptional developer of talent. Following the 2015 season, two of Strong's former players were drafted into the NFL, while eight others signed undrafted free agent contracts. Former Louisville defensive tackle Sheldon Rankins was selected 12th overall by the New Orleans Saints, while Texas DT Hassan Ridgeway was picked in the fourth round by the Indianapolis Colts.

Strong's Longhorns bring back 14 starters from a 2015 team that posted upsets of playoff participant No. 4 Oklahoma, and No. 13 Baylor last season. The team featured a dynamic running game that ranked 17th in the nation (224.8 ypg), a pressure defense that was fifth in the country in sacks per game (3.08), and a turnover margin that was tied for ninth best nationally (+11). In all, 12 players finished the season with All-Big 12 honors.

During 2014, Strong rallied the Longhorns from a 3-5 record to reach a bowl game despite the loss of two key starters on offense (QB David Ash, C Dominic Espinosa) and one on defense (DT Desmond Jackson) for nearly the entire season.

Texas ended the season with one of the better defenses in the nation, ranking 25th in the FBS in total yards allowed (348.5 per game), No. 11 in passing defense (184.2 ypg), No. 7 in yards allowed per play (4.68), 15th in passing efficiency defense (110.04 rating), tied for 11th in sacks (3.1 pg) and 31st in points allowed (23.8 pg).

A number of players earned individual honors in Strong's first season. Defensive tackle Malcom Brown was a finalist for both the Nagurski and Outland trophies, as well as becoming the 47th consensus All-American in school history. Brown and linebacker Jordan Hicks earned All-America honors. They were also among 10 players to secure All-Big 12 accolades.

Five players - Brown (first round to New England), Hicks (third round to Philadelphia), safety Mykkel Thompson (fifth round to NY Giants), cornerback Quandre Diggs (sixth round to Detroit) and tight end Geoff Swaim (seventh round to Dallas) - were selected in the 2015 NFL Draft. In addition, deep snapper Nate Boyer (Seattle), running back Malcolm Brown (St. Louis), wide receiver John Harris (Philadelphia), defensive end Cedric Reed (Buffalo) and wide receiver Jaxon Shipley (Arizona) signed as free agents after the draft and nine of Strong's former players at Louisville were chosen.

Malcom Brown became the fifth player under Strong to be drafted in the first round during his first two years at Texas. Louisville's DeVante Parker went in the first round (14th overall) to Miami in 2015. Last season, Louisville had three first round picks in safety Calvin Pryor (18th overall to New York Jets), defensive end Marcus Smith (26th overall to Philadelphia) and quarterback Teddy Bridgewater (32nd overall to Minnesota). Since 1995, Strong has coached 15 players selected in the first round and had 37 taken in the first four rounds.

During Strong's final two years, Louisville was the nation's fourth-winningest program, posting a 23-3 record (88.5 percent) and registering

bowl victories in consecutive seasons for the first time in school history. The Cardinals' 11-plus win seasons in 2012 and 2013 were the fourth and fifth in school history and the first back to back. Louisville finished among the nation's top 15 for a school-record second straight year. The Cardinals ended 2013 among the top 25 in both polls for just the ninth time in school history.

Featuring an explosive offense and stingy defense in 2013, the Cardinals ranked 15th in both the USA Today Coaches and Associated Press polls (also No. 18 in final BCS Standings) after compiling a 12-1 record, including a 7-1 mark in the American Athletic Conference, and capped the year with a 36-9 win over Miami (Fla.) in the Russell Athletic Bowl. Strong's squad racked up 554 total yards while holding the Hurricanes to just 174. It marked just the second 12-win season in school history (2006).

In 2013, the Cardinals led the nation in nine team categories: total defense (251.5 yards per game), rushing defense (80.7 ypg), third-down conversion defense (26.7 percent), sacks (3.31 per game), fewest passes intercepted (4), fewest turnovers lost (10), fewest first downs allowed (183), completion percentage (70.8) and punt-return defense (1.15 yards per return). UofL also ranked second in scoring defense (12.2 points per game), third-down conversions (56.0%), time of possession (33:49) and turnover margin (+1.3 pg), while placing in the top 10 in fewest yards allowed per play (third - 4.20), passing efficiency defense (fourth - 99.2 rating), passing yards allowed (fifth - 170.8 pg), tackles for loss (sixth - 7.8 pg), red-zone defense (fifth - 68.4%) and passing efficiency (third - 171.9 rating). Additionally, Louisville was one of only five schools to rank among the top 28 in the FBS in both total offense and defense, and one of just seven to rank among the top 25 in both scoring offense and defense. The Cards ranked 25th in scoring offense (35.2 ppg) and 28th in total offense (460.8 ypg).

Bridgewater, then a junior, was a finalist for the 2013 Manning Award and a semifinalist for both the Maxwell Award and Davey O'Brien Award. He threw for 3,970 yards and a school-record 31 TDs with only four interceptions and led the nation with a 71.0 completion percentage. On the defensive side of the ball, Smith was a Hendricks Award finalist and earned second-team All-America honors while leading the nation in sacks (1.1 per game/14). The Cardinals had 11 players earn All-American Athletic Conference honors in 2013.

In 2012, Louisville posted an 11-2 record, claimed a Big East Championship and finished the year ranked 13th in the BCS Standings, USA Today Coaches Poll and AP Poll. The Cards capped the year with a 33-23 upset win over the fourth-ranked Gators in the Allstate Sugar Bowl. Bridgewater was named Big East Player of the Year, ranked eighth in the nation in passing efficiency and helped the Cardinals finish No. 3 in the FBS in red-zone efficiency (93.0%), tied for sixth in turnovers lost (13), eighth in third-down conversions (49.7%) and 24th in passing offense (296.1 ypg). Defensively they ranked 16th in passing yards allowed (154.2 ypg), tied for 22nd in first downs yielded (18.2 pg) and 23rd in total yards allowed (340.3 ypg).

In Strong's first two seasons (2010-11), Louisville recorded identical 7-6 records, including appearances in the 2010 Beef 'O' Brady's Bowl and the 2011 Belk Bowl. After Louisville won a combined two league games in the two seasons prior to his arrival, Strong led the Cardinals to three Big East victories in 2010, and five in 2011. UofL won five of its last six games, including a win over nationally-ranked West Virginia to win a share of the Big East title and qualify for the Belk Bowl. Strong guided Bridgewater to Big East Rookie of the Year honors and freshman All-America accolades, while guard Jake Smith became the first Cardinal player to be named a FWA Freshman All-American.

Louisville defeated Southern Mississippi 31-28 in the 2010 Beef 'O' Brady's Bowl in St. Petersburg, Fla., after falling behind 14-0. The game capped one of the best turnarounds in the FBS that season as the Cards increased their win total by three games from 2009. The Cardinals also improved in nearly every major statistical category from 2009 to 2010, including jumping from 65th to 14th in total defense, 65th to 18th in scoring defense, 42nd to ninth in passing defense, 58th to sixth in sacks, 84th to 52nd in rushing offense, 89th to 34th in rushing offense, 111th to tied for 63rd in scoring offense, 95th to 48th in passing efficiency, tied for 111th to 26th in sacks allowed and 77th to 44th in turnover margin.

Prior to Louisville, the veteran of 33 years in collegiate coaching built an impressive resume as an assistant coach, including 11 seasons as a





defensive coordinator in the SEC and four years as an assistant coach at Notre Dame. All totaled, Strong spent 15 seasons as an assistant at Florida during four stints, including seven years as the defensive coordinator, the last five of which were under current Ohio State head coach Urban Meyer. Strong was also on two of Lou Holtz's staffs, spending the first two years of his Fighting Irish tenure under the Hall of Fame coach, as well as four more as defensive coordinator at South Carolina. Strong was a finalist for the Broyles Award (nation's top assistant coach) three times.

Strong spent seven seasons as the defensive coordinator at the University of Florida under Meyer from 2005-09 and Ron Zook from 2003-04 where he helped the Gators win a pair of national titles – 2008 over Oklahoma and 2006 over Ohio State.

In that stretch, Strong coached 13 All-Americans, a National Defensive Player of the Year, a Jack Tatum Award winner, two SEC Defensive Freshmen of the Year, two Thorpe Award finalists, two Nagurski Trophy finalists and the 2008 Chevrolet Defensive Player of the Year. He also developed seven first-round NFL Draft picks and 18 players that were selected in the third round or higher.

In 2009, Strong guided one of the nation's top defensive units, finishing in the top six in four different statistical categories. UF was fourth in the nation in scoring defense (12.4 ppg), second in passing defense (152.8 ypg), fourth in total defense (252.6 ypg) and sixth in passing efficiency defense (96.1 rating) as the Gators went 13-1, including a trip to the SEC Championship game for the third time in Strong's tenure. Florida finished the season with a 51-24 win over Cincinnati in the Sugar Bowl and a No. 3 ranking in both polls. He was named a finalist for the Frank Broyles Award, given to the nation's top assistant coach, for the second straight year and is only the second three-time finalist in the history of the award. In Strong's position group, LB Brandon Spikes earned consensus first-team All-America honors and earned the second of his two Butkus Award finalist nods and was a finalist for the Bednarik Award, while CB Joe Haden also earned unanimous first-team All-America honors and was a Thorpe Award finalist.

In 2008, Strong's defense ranked in the top 20 nationally in 10 statistical categories, including a school-record tying 26 interceptions that also tied for the most in the country that season. UF's scoring defense showed the third-largest improvement from 2007 to 2008, finishing fourth in the nation by yielding only 12.9 points per game. The defense also ranked ninth in total defense (285.3 ypg), and third in pass efficiency defense (96.76 rating). Spikes preceded his consensus All-America honors from the previous year with unanimous honors and being named a finalist of the Lombardi and Butkus Awards under Strong. In the 2009 FedEx BCS National Championship Game versus Oklahoma, which entered the contest scoring a nation's best 54.0 ppg, the UF defense held Heisman-winning quarterback Sam Bradford and the Sooners to just 14 points and 363 total yards in a 24-14 win. The Gators ended the year with a 13-1 record and earned their second national title in three years. That came on the heels of a nine-win season in 2007 in which Florida finished No. 13 in the AP poll and No. 16 in the coaches poll with an appearance in the Capital One Bowl.

Under Strong's watch in the 2006 season, Florida set a BCS record for fewest yards allowed in the national title game, holding Ohio State to only 82 total yards. He guided a Gator defense that limited opponents to a SEC-best 72.5 rushing yards per game for the season, ranking fifth nationally, while rating sixth in the nation in total defense (255.4 ypg), sixth in scoring defense (13.5 ppg) and fourth in passing efficiency defense (98.31 rating). Safety Reggie Nelson earned first-team consensus All-America honors and was a Thorpe Award and Nagurski Trophy finalist, while the AP named CB Ryan Smith second-team All-America and LB Brandon Siler was on its third team.

The 2005 season saw Florida once again win nine games with the defense ranking in the top 10 in both total yards allowed (ninth/299.8 ypg) and rushing (10th/94.9 ypg). The Gators also ranked 18th in scoring defense at 18.8 ppg. UF defeated Iowa, 31-24, in the Outback Bowl and finished the season ranked 12th in the AP poll and 16th in the coaches poll.



In Strong's first two seasons (2003-04) the Gators finished 8-5 and 7-5, respectively. UF finished ranked in both seasons coming in at No. 24/25 in 2003 and No. 25 in the coaches poll in 2004. Strong made his first appearance as a head coach in the 2004 Peach Bowl in place of Zook. In 2003, CB Keiwan Ratliff was a consensus first-team All-American and a finalist for the Thorpe Award, while being named SEC Defensive Player of the Year, while in 2004, Siler was the SEC Defensive Freshman of the Year.

From the 2003-09, Strong's defensive units at Florida allowed an average of 17.6 points per game, which ranked ninth in the country over that span. His stint as defensive coordinator marked his fourth tenure at Florida, including a stretch from 1991-94 in which he coached defensive ends (1991-93) and defensive tackles (1994) after coaching outside linebackers in 1988-89, and serving as a graduate assistant in 1983-84. He served as Florida's assistant head coach from 2005-07 and was the associate head coach in 2008-09.

Before returning to Florida for the fourth time, Strong received his first defensive coordinator assignment at the University of South Carolina under Holtz from 1999-2002. There, he earned his first finalist nod for the Broyles Award after he helped guide the Gamecocks to a top 20 national ranking in 2000, which he did twice while at South Carolina, peaking with a No. 13 final ranking in both polls in 2001. The 2000 squad ranked sixth in the country in scoring defense after yielding just 15.8 points per game, while the 2001 team finished 12th at 18.4 points per game. The 1999 team ranked 20th in the nation in total defense, allowing 307.7 ypg. The 2000 and 2001 seasons saw some of the highest achievements in South Carolina history to that point, ending in back-to-back Outback Bowl wins over Ohio State.

Outside of his time at Louisville, Florida, and South Carolina, Strong's career stops have included one season (1985) at Texas A&M as a graduate assistant before moving on to Southern Illinois as wide receivers coach from 1986-87, one season (1990) at Mississippi as wide receivers coach and four seasons (1995-98) as the defensive line coach at Notre Dame. The Fighting Irish registered a single-season school record 41.5 sacks in 1997.

A native of Batesville, Ark., Strong was a three-year letterwinner (1979-81) and three-time all-conference safety at Central Arkansas, which reached the NAIA Playoffs each of his final two seasons. He was also a two time all-conference performer in track and field and graduated in 1982 with a bachelor's degree in education. Strong was inducted into the Central Arkansas Sports Hall of Fame in 2009. He and his wife, Vicki, have a son, Tory, and two daughters, Hailee and Hope.

## STRONG RECORD BY OPPONENT

Opponent	Overall	At Texas
Arkansas#	0-1	0-1
Arkansas State	1-0	
Baylor	2-1	2-1
California	0-2	0-2
Central Florida	0-1	
Cincinnati	2-2	
Connecticut	3-1	
Eastern Kentucky	2-0	
Florida^	1-0	
Florida International	2-1	
Houston	1-0	
Iowa State	2-1	2-1
Kansas	2-0	2-0
Kansas State	1-2	1-2
Kentucky	3-1	
Marshall	0-1	
Memphis	2-0	
Miami (FL)*\$	1-1	
Missouri State	1-0	
Murray State	1-0	
North Carolina	1-1	
North Carolina State%	0-1	
Notre Dame	1-1	1-1
Ohio	1-0	
Oklahoma	1-2	1-2
Oklahoma State	1-2	1-2
Oregon State	0-1	
Pittsburgh	1-2	
Rice	1-0	1-0
Rutgers	4-0	
South Florida	3-1	
Southern Miss@	2-0	
Syracuse	2-1	
TCU	0-2	0-2
Temple	2-0	
Texas Tech	1-1	1-1
UTEP	1-0	1-0
West Virginia	2-2	1-1
<b>OVERALL</b>	<b>52-34</b>	<b>15-18</b>
<b>BOWL GAMES</b>	<b>3-3</b>	<b>0-1</b>

#Played Arkansas in 2014 Texas Bowl

\*Played Miami (FL) in 2013 Russell Athletic Bowl

^Played Florida in 2013 Sugar Bowl

%Played NC State in 2011 Belk Bowl

@Played Southern Miss in 2010 Beef O'Bradys Bowl

\$Played Miami in 2004 Peach Bowl (Interim Coach)

## COACHING STAFF



**Vance Bedford**  
Secondary



**Sterlin Gilbert**  
Off. Coordinator/QB



**Brick Haley**  
Defensive Line



**Brian Jean-Mary**  
Linebackers



**Clay Jennings**  
Defensive Backs



**Anthony Johnson**  
Running Backs



**Matt Mattox**  
Offensive Line



**Jeff Traylor**  
TEs/Special Teams



**Charlie Williams**  
Wide Receivers





## BIG 12 STANDINGS

Team	Conference	Overall
Oklahoma	5-0	6-2
Oklahoma State	4-1	6-2
Baylor	3-1	6-1
West Virginia	3-1	6-1
Kansas State	3-2	5-3
<b>TEXAS</b>	<b>2-3</b>	<b>4-4</b>
TCU	2-3	4-4
Texas Tech	2-3	4-4
Iowa State	0-5	1-7
Kansas	0-5	1-7

OPPONENTS' RECORD: 48-45 (.516)



**ON THIS DATE**  
in Texas Football History  
**(16-5)**

Year	Opponent	Result
2011	Texas Tech	W, 52-20
2005	at Baylor	W, 65-0
1994	#11 Texas A&M	L, 10-34
1988	Houston	L, 15-66
1983	at Houston	W, 9-3
1977	at Houston	W, 35-21
1966	at Baylor	W, 26-14
1960	at #11 Baylor	W, 12-7
1955	Baylor	W, 21-20
1949	#6 Baylor	W, 20-0
1938	Baylor	L, 3-14
1933	at SMU	W, 10-0
1932	at Baylor	W, 19-0
1928	at Baylor	W, 6-0
1927	Baylor	W, 13-12
1921	Southwestern	W, 44-0
1920	Phillips	W, 27-0
1910	at Baylor (forfeit)	W, 1-0
1908	Southwestern	L, 9-11
1904	at Chicago	L, 0-68
1898	Add Ran	W, 29-0

**THIS WEEK**  
In The Big 12 Conference

Day	Matchup	Time
Thursday	Oklahoma at Iowa State (ESPN)	6:30 pm
Saturday	Kansas at West Virginia (TBA)	TBA
Saturday	Oklahoma State at Kansas State (TBA)	TBA
Saturday	Texas at Texas Tech (FS1)	11 am
Saturday	TCU at Baylor (FOX)	2:30 pm

NOTRE DAME  
FIGHTING IRISH (3-5)

Date	Opponent	Time/Result
Sept. 4	at Texas	L, 47-50 (20T)
Sept. 10	NEVADA	W, 39-10
Sept. 17	MICHIGAN STATE	L, 28-36
Sept. 24	DUKE	L, 35-38
Oct. 1	vs. Syracuse	W, 50-33
Oct. 8	at NC State	L, 3-10
Oct. 15	STANFORD	L, 10-17
Oct. 29	MIAMI	W, 30-27
Nov. 5	vs. Navy (Jacksonville)	10:30 am
Nov. 12	vs. Army (San Antonio)	2:30 pm
Nov. 19	VIRGINIA TECH	2:30 pm
Nov. 26	at USC	TBA

OKLAHOMA ST  
COWBOYS (6-2, 4-1)

Date	Opponent	Time/Result
Sept. 3	SOUTHEASTERN LOUISIANA	W, 61-7
Sept. 10	CENTRAL MICHIGAN	L, 27-30
Sept. 17	PITTSBURGH	W, 45-38
Sept. 24	at Baylor	L, 24-35
Oct. 1	TEXAS	W, 49-31
Oct. 8	IOWA STATE	W, 38-31
Oct. 22	at Kansas	W, 44-20
Oct. 29	WEST VIRGINIA	W, 37-20
Nov. 5	at Kansas State	TBA
Nov. 12	TEXAS TECH	TBA
Nov. 19	at TCU	TBA
Dec. 3	at Oklahoma	TBA

KANSAS ST  
WILDCATS (5-3, 3-2)

Date	Opponent	Time/Result
Sept. 2	at Stanford	L, 13-26
Sept. 17	FLORIDA ATLANTIC	W, 63-7
Sept. 24	MISSOURI STATE	W, 35-0
Oct. 1	at West Virginia	L, 16-17
Oct. 8	TEXAS TECH	W, 44-38
Oct. 15	at Oklahoma	L, 17-38
Oct. 22	TEXAS	W, 24-21
Oct. 29	at Iowa State	W, 31-26
Nov. 5	OKLAHOMA STATE	TBA
Nov. 19	at Baylor	TBA
Nov. 26	KANSAS	TBA
Dec. 3	at TCU	TBA

WEST VIRGINIA  
MOUNTAINEERS (6-1, 3-1)

Date	Opponent	Time/Result
Sept. 3	MISSOURI	W, 26-11
Sept. 10	YOUNGSTOWN STATE	W, 38-21
Sept. 24	vs. BYU (Landover, Md.)	W, 35-32
Oct. 1	KANSAS STATE	W, 17-16
Oct. 15	at Texas Tech	W, 48-17
Oct. 22	TCU	W, 34-10
Oct. 29	at Oklahoma State	W, 37-20
Nov. 5	KANSAS	TBA
Nov. 12	at Texas	TBA
Nov. 19	OKLAHOMA	TBA
Nov. 26	at Iowa State	TBA
Dec. 3	BAYLOR	TBA

UTEP  
MINERS (2-5)

Date	Opponent	Time/Result
Sept. 3	NEW MEXICO STATE	W, 38-22
Sept. 10	at Texas	L, 7-41
Sept. 17	ARMY	L, 14-66
Sept. 24	SOUTHERN MISS	L, 7-34
Oct. 1	at Louisiana Tech	L, 7-28
Oct. 8	FLORIDA INTERNATIONAL	L, 21-35
Oct. 22	at UTSA	W, 52-49 (50T)
Oct. 29	OLD DOMINION	7:00 pm
Nov. 5	HOUSTON BAPTIST	7:00 pm
Nov. 12	at Florida Atlantic	5:00 pm
Nov. 19	at Rice	11:00 am
Nov. 26	NORTH TEXAS	TBA

OKLAHOMA  
SOONERS (6-2, 5-0)

Date	Opponent	Time/Result
Sept. 3	at Houston	L, 23-33
Sept. 10	LOUISIANA MONROE	W, 59-17
Sept. 17	OHIO STATE	L, 24-45
Oct. 1	at TCU	W, 52-46
Oct. 8	vs. Texas (Dallas)	W, 45-40
Oct. 15	KANSAS STATE	W, 38-17
Oct. 22	at Texas Tech	W, 66-59
Oct. 29	KANSAS	W, 56-3
Nov. 3	at Iowa State	6:30 pm
Nov. 12	BAYLOR	TBA
Nov. 19	at West Virginia	TBA
Dec. 3	OKLAHOMA STATE	TBA

BAYLOR  
BEARS (6-1, 3-1)

Date	Opponent	Time/Result
Sept. 2	NORTHWESTERN STATE	W, 55-7
Sept. 10	SMU	W, 40-13
Sept. 16	at Rice	W, 38-10
Sept. 24	OKLAHOMA STATE	W, 35-24
Oct. 1	at Iowa State	W, 45-42
Oct. 15	KANSAS	W, 49-7
Oct. 29	at Texas	L, 34-35
Nov. 5	TCU	2:30 pm
Nov. 12	at Oklahoma	TBA
Nov. 19	KANSAS STATE	TBA
Nov. 25	vs. Texas Tech (Arlington)	TBA
Dec. 3	at West Virginia	TBA

KANSAS  
JAYHAWKS (1-7, 0-5)

Date	Opponent	Time/Result
Sept. 3	RHODE ISLAND	W, 55-6
Sept. 10	OHIO	L, 21-37
Sept. 17	at Memphis	L, 7-43
Sept. 29	at Texas Tech	L, 19-55
Oct. 8	TCU	L, 23-24
Oct. 15	at Baylor	L, 7-49
Oct. 22	OKLAHOMA STATE	L, 20-44
Oct. 29	at Oklahoma	L, 3-56
Nov. 5	at West Virginia	TBA
Nov. 12	IOWA STATE	TBA
Nov. 19	TEXAS	TBA
Nov. 29	at Kansas State	TBA

CALIFORNIA  
GOLDEN BEARS (4-4)

Date	Opponent	Time/Result
Aug. 26	vs. Hawaii (Sydney)	W, 51-31
Sept. 10	at San Diego State	L, 40-45
Sept. 17	TEXAS	W, 50-43
Sept. 24	at Arizona State	L, 41-51
Oct. 1	UTAH	W, 28-23
Oct. 8	at Oregon State	L, 44-47
Oct. 21	OREGON	W, 52-49 (20T)
Oct. 27	at USC	L, 24-45
Nov. 5	WASHINGTON	TBA
Nov. 12	at Washington State	TBA
Nov. 19	STANFORD	TBA
Nov. 26	UCLA	TBA

IOWA ST  
CYCLONES (1-7, 0-5)

Date	Opponent	Time/Result
Sept. 3	NORTHERN IOWA	L, 20-25
Sept. 10	at Iowa	L, 3-42
Sept. 17	at TCU	L, 20-41
Sept. 24	SAN JOSE STATE	W, 44-10
Oct. 1	BAYLOR	L, 42-45
Oct. 8	at Oklahoma State	L, 31-38
Oct. 15	at Texas	L, 6-27
Oct. 29	KANSAS STATE	L, 26-31
Nov. 3	OKLAHOMA	6:30 pm
Nov. 12	at Kansas	TBA
Nov. 19	TEXAS TECH	TBA
Nov. 26	WEST VIRGINIA	TBA


TEXAS TECH  
RED RAIDERS (4-4, 3-3)

Date	Opponent	Time/Result
Sept. 3	STEPHEN F. AUSTIN	W, 69-17
Sept. 10	at Arizona State	L, 55-68
Sept. 17	LOUISIANA TECH	W, 59-45
Sept. 29	KANSAS	W, 55-19
Oct. 8	at Kansas State	L, 38-44
Oct. 15	WEST VIRGINIA	L, 17-48
Oct. 22	OKLAHOMA	L, 59-66
Oct. 29	at TCU	W, 27-24 (20T)
Nov. 5	TEXAS	11:00 am
Nov. 12	at Oklahoma State	TBA
Nov. 19	at Iowa State	TBA
Nov. 25	vs. Baylor (Arlington)	TBA

TCU  
HORNED FROGS (4-4, 2-3)

Date	Opponent	Time/Result
Sept. 3	SOUTH DAKOTA STATE	W, 59-41
Sept. 10	ARKANSAS	L, 38-41 (20T)
Sept. 17	IOWA STATE	W, 41-20
Sept. 23	at SMU	W, 33-3
Oct. 1	OKLAHOMA	L, 46-52
Oct. 8	at Kansas	W, 24-23
Oct. 22	at West Virginia	L, 10-34
Oct. 29	TEXAS TECH	L, 24-27 (20T)
Nov. 5	at Baylor	2:30 pm
Nov. 19	OKLAHOMA STATE	TBA
Nov. 25	at Texas	2:30 pm
Dec. 3	KANSAS STATE	TBA

\*all times listed are central | home games listed in ALL CAPS



## MEDIA POLICIES

### UT ON THE INTERNET/SOCIAL MEDIA

WEBSITE: [www.TexasSports.com](http://www.TexasSports.com)

TWITTER: @Longhorn\_FB

INSTAGRAM: @LonghornsFootball

Up-to-date information on the football team is available on the football page at [www.TexasSports.com](http://www.TexasSports.com). Quotes from news conferences, releases, feature stories and game notes will be available. You can also follow on Twitter and Instagram for the most updated content and information.

### WEEKLY NEWS CONFERENCE

A weekly news conference with head coach Charlie Strong is held at 11 a.m. Central Monday on the ninth floor of Bellmont Hall (west side of Darrell K Royal-Texas Memorial Stadium). Select players are available following Strong. Longhorn Network airs live from 11 a.m. to noon. Strong's portion of the news conference is also streamed live on [TexasSports.com](http://TexasSports.com).

### BIG 12 CONFERENCE CALL

Head coach Charlie Strong participates in the Big 12 Conference's weekly coaches conference call each Monday from 9:50-10:00 a.m. Central. Contact Big 12 associate media relations director Joni Lehmann at (469) 524-1000 or [joni@Big12sports.com](mailto:joni@Big12sports.com) for the access number.

### MEDIA AVAILABILITY

Practices are closed to the public and media. There will be post-practice media availability on Tuesday at the Moncrief Athletics Complex, though the best time for interviews is during the Monday news conference which begins at 11 a.m. Central on the ninth floor of Bellmont Hall (west side of Darrell K Royal-Texas Memorial Stadium). Interview inquiries should be sent to Associate AD for Media Relations John Bianco ([john.bianco@athletics.utexas.edu](mailto:john.bianco@athletics.utexas.edu)).

### POSTGAME

The Texas locker room is closed. Postgame interviews at home will be conducted in the Moncrief Athletics Complex. Interviews on the road will be conducted at a designated area. **NO INTERVIEWS ARE TO BE CONDUCTED ON THE FIELD FOLLOWING THE GAME.** After a 10-minute cooling off period, players and coaches will be escorted to the interview area. Failure to abide by this rule will result in termination of credential.

### VIDEO CLIPS

Video requests should be sent to Joe Hernandez in the athletics media relations office ([joe.hernandez@athletics.utexas.edu](mailto:joe.hernandez@athletics.utexas.edu) or 512-471-8373).

### CREDENTIALS

Requests may be submitted at [utcredentials.com](http://utcredentials.com).

### PHOTOGRAPHY

Action shots of UT coaches and student-athletes can be requested by contacting the UT Athletics Photography Department at 512-471-6573 or [photo@athletics.utexas.edu](mailto:photo@athletics.utexas.edu).

### LONGHORN IMG RADIO NETWORK

For complete coverage of Texas Longhorns football, tune into the Longhorn IMG Radio Network. **Craig Way** (play-by-play), **Roger Wallace** (color) and **Quan Cosby** (sideline) call the action. Longhorn Weekly, Charlie Strong's one-hour radio show, airs Thursdays on the radio network.

Abilene	KKHR-FM	106.3
Alpine	KVLF-AM	1240
Amarillo	KGNC-AM	710
Austin *^	KTX-AM	104.9
Austin	KOKE-FM	99.3
Austin	KTAE-FM	105.3
Austin	KTAE-AM	1490
Austin	KLGO-FM	98.5
Austin	KLGO-AM	1260
Big Spring	KBTS-AM	1490
Bonham	KFYN-AM	1420
Carthage	KGAS-AM	1590
Carthage	KGAS-FM	104.3
Corpus Christi	KEYS-AM	1440
Crockett	KIVY-FM	92.7
Dallas	KRLD-AM	1080
Del Rio	KWMC-AM	1490
El Paso	KROD-AM	600
Fort Stockton	KFST-AM	860
Henderson	KWRD-AM	1470
Houston	KBME-AM	790
Liberty	KSHN-FM	99.9
Livingston	KETX-FM	92.3
Malakoff	KLVO-AM/FM	1410
Malakoff	KLVO-FM	94.5
Marble Falls	KBAY-FM	103.9
Marshall	KMHT-AM	1450
Marshall	KMHT-FM	103.9
Orange	KOGT-AM	1600
Paris	KFYN-FM	104.3
Rusk/Jacksonville	KTLU-AM	1580
San Angelo	KKSA-AM	1260
San Antonio	WOAI-AM	1200
Temple	KTEM-AM	1400
Tyler/Longview	KTBB-AM	600

^Flagship; \* Longhorn Weekly Show Affiliate



### SPANISH LANGUAGE BROADCAST

The Longhorn IMG Radio Network offers Cadena Deportiva, a Spanish language radio broadcast of Texas football games. It can be heard in Austin on KTX-AM 97.1 FM.



### SATELLITE RADIO

Saturday's broadcast can be heard on Satellite radio Sirius Channel 81, XM channel 81 and online channel 81.

### USE OF AUDIO/VIDEO IN COVERAGE

Any accredited media entity collecting "video or audio materials" (film, traditional video or audio, digital video or audio, photos, etc.) from University of Texas Athletics events (games, practices, post-practice/postgame interviews and press conferences) may use that material only for traditional television newscasts, web-based or print coverage (see note below regarding policy on game video on web), or other electronic transmission as approved by The University in writing, with a limitation of up to three (3) minutes in length from any single event. That three (3)-minute package may contain no more than two (2) minutes of game highlights. Its usage must be only as supporting video/audio for a reported story and not simply as rebroadcast/streamed highlights or interview sessions. Accredited media entities may not offer any live video, audio or other coverage of the event (or tape delay rebroadcast coverage in its entirety) without the advance written permission of The University of Texas athletics department. Video is for news usage only and may not be sponsored or sold. This policy includes all games, matches, practices and events involving any of Texas' athletics programs. It includes all media events — press conferences, pre/post-practice interviews and pre/post-game interviews.

**NOTE REGARDING USE OF GAME VIDEO:** Policy permits entities to use up to two (2) minutes of video on air (whether taken from the network feed or shot themselves) or on the entity's website. Reports and features must be filed postgame and not during the game. If a game/event is contracted to a network television partner, all highlights may remain on a website no longer than 48 hours following the game/event's conclusion. Highlights may not be used via social media platforms except as a link back to the website/URL hosting the highlights.

**EXCEPTION:** With advance written permission from the UT Athletics department, media entities will be permitted to shoot and rebroadcast the Charlie Strong portion of the Longhorns weekly Monday press conferences in its entirety. Video from that 20-minute press conference can be used for either over the air rebroadcast or web postings. Live distribution of the weekly Monday press conference is not permitted. If posted on a website, it must be removed 48 hours after the conclusion of the press conference.

### COLLEGE PRESS BOX

[Collegepressbox.com](http://Collegepressbox.com) is the official media website for Division I football. Access and download weekly game notes, quotes, statistics, media guides, headshots, logos and more for each conference and its member schools. Apply for access at [www.collegepressbox.com/password](http://www.collegepressbox.com/password).



## ALPHABETICAL ROSTER

NAME	NO	POS
Allsup, Austin	69	OL
Anderson, Alex	63	OL
Aucoin, Peyton	88	TE
Beck, Andrew	47	TE
Becker, Mitchell	38	P
Bernard, Roderick	27	RB
Bluiett, Caleb	42	TE
Bonney, John	24	CB
Boyd, Demarco	36	LB
Boyd, Kris	2	CB
Boyette Jr., Paul	93	DT
Brown, Chris	15	DB
Buechele, Shane	7	QB
Burt, John	1	WR
Carr, Trevor	33	DB
Center, Matt	83	TE
Christmas, D'Andre	98	DL
Cole, Timothy	30	LB
Coppens, Jon	35	PK
Cottrell, Bryce	91	DE
Covey, Josh	29	WR
Cuffee, Eric	26	DB
Cuney, Terrell	51	OL
Curtis, Davion	16	WR
Daniels, Chris	99	DL
Davis, Antwuan	25	CB
Davis, Davante	9	CB
Delance, Jean	74	OL
Dickson, Michael	13	P
Domingue, Trent	17	PK
Durst, Jarmarquis	28	DB
Duvernay, Devin	2	WR
Duvernay, Donovan	27	DB
Elliott, DeShon	4	S
Elliott, Jordan	55	DL
Evans, Sheroid	1	CB
Fehr, Chris	89	TE
Fitzgerald, Andrew	48	DL
Ford, Poona	95	DT
Foreman, Armanti	3	WR
Foreman, D'Onta	33	RB
Forisha, Caden	38	DB
Fowler, Erick	41	OLB
Freeman, Edwin	35	LB
Gonzalez, David	87	DE
Gonzalez, Eric	36	WR
Graf, Garrett	54	OL
Gray, Garrett	87	WR
Greenwood, Jimmy	17	QB
Hafley, Trenton	40	RB
Hager, Breckyn	44	LB
Haines, Dylan	14	S
Hall, Jason	31	S
Harper, Jay	42	LB
Heard, Jerrod	13	WR
Hemphill-Mapps, Reggie	82	WR
Hildebrand, John Thomas	83	WR
Hill, Holton	5	DB
Hodges, Brandon	58	OL
Holbrook, Jak	53	DS
Holtz, Trey	15	QB
Houston, Tristian	41	RB
Hrncir, Kyle	31	LB
Hudson, Patrick	73	OL
Huffman, Connor	27	DB
Hughes, Naashon	40	DE
Humphrey, Lil'Jordan	4	WR
Imade, Tope	67	OL
Jefferson, Malik	46	LB
Joe, Lorenzo	5	WR

## NUMERICAL ROSTER

NO	NAME	POS	HT	WT	CL-EX	HOMETOWN (PREVIOUS SCHOOL)
1	Burt, John	WR	6-3	189	So.-1L	Tallahassee, Fla. (Lincoln)
1	Evans, Sheroid	CB	6-1	194	Sr.-3L	Sugar Land, Texas (Fort Bend Dulles)
2	Boyd, Kris	CB	6-1	190	So.-1L	Gilmer, Texas (Gilmer)
2	Duvernay, Devin	WR	5-11	195	Fr.-HS	Sachse, Texas (Sachse)
3	Foreman, Armanti	WR	5-11	205	Jr.-2L	Texas City, Texas (Texas City)
4	Elliott, DeShon	S	6-1	202	So.-1L	Rockwall, Texas (Rockwall-Heath)
4	Humphrey, Lil'Jordan	WR	6-4	222	Fr.-HS	Grapevine, Texas (Southlake Carroll)
5	Hill, Holton	DB	6-2	195	So.-1L	Houston, Texas (Lamar)
5	Joe, Lorenzo	WR	6-3	204	Jr.-2L	Abilene, Texas (Cooper)
6	Oliver, Jake	WR	6-3	215	Jr.-1L	Dallas, Texas (Jesuit)
7	Buechele, Shane	QB	6-1	191	Fr.-HS	Arlington, Texas (Lamar)
8	Leonard, Dorian	WR	6-4	200	Jr.-2L	Longview, Texas (Longview)
9	Davis, Davante	CB	6-2	197	So.-1L	Miami, Fla. (Booker T. Washington)
9	Johnson, Collin	WR	6-6	212	Fr.-HS	San Jose, Calif. (Valley Christian)
11	Locke III, P.J.	S	5-10	200	So.-1L	Beaumont, Texas (Central)
11	Vinklarek, Logan	QB	6-2	232	Jr.-SQ	La Grange, Texas (La Grange/Blinn [Texas] JC)
11	Warrick, Jacorey	WR	5-11	173	Sr.-2L	Houston, Texas (Cypress Falls)
13	Dickson, Michael	P	6-2	209	So.-1L	Sydney, Australia (Kirrawee)
13	Heard, Jerrod	WR	6-3	201	So.-1L	Denton, Texas (Guyer)
14	Haines, Dylan	S	6-1	200	Sr.-2L	Lago Vista, Texas (Lago Vista)
14	Locksley, Kai	WR	6-4	198	Fr.-RS	Washington, D.C. (Gilman School)
15	Brown, Chris	DB	5-9	194	Fr.-HS	Houston, Texas (Elsik)
15	Holtz, Trey	QB	6-2	187	Sr.-1L	Tampa, Fla. (H.B. Plant)
16	Curtis, Davion	WR	6-1	174	Fr.-HS	Temple, Texas (Temple)
17	Domingue, Trent	PK	6-2	170	Sr.-GR	Mandeville, La. (St. Paul's/LSU)
17	Greenwood, Jimmy	QB	6-3	184	Jr.-SQ	Houston, Texas (Kinkaid)
18	Swoopes, Tyrone	QB	6-4	249	Sr.-2L	Whitewright, Texas (Whitewright)
18	Vaccaro, Kevin	S	5-8	188	Sr.-3L	Brownwood, Texas (Brownwood)
19	Jones, Brandon	DB	5-11	192	Fr.-HS	Nacogdoches, Texas (Nacogdoches)
19	Merrick, Matthew	QB	6-3	195	Fr.-RS	Dallas, Texas (Cistercian Prep)
21	Porter, Kyle	RB	5-9	208	Fr.-HS	Katy, Texas (Katy)
23	McCulloch, Jeffrey	LB	6-2	241	Fr.-HS	Houston, Texas (Davis)
23	Strickland, Jordan	DB	5-10	157	So.-SQ	Aurora, Colo. (Cherokee Trail)
24	Bonney, John	CB	6-1	192	So.-1L	Houston, Texas (Lamar)
25	Davis, Antwuan	CB	6-1	193	Jr.-2L	Bastrop, Texas (Bastrop)
25	Warren III, Chris	RB	6-2	252	So.-1L	Rockwall, Texas (Rockwall)
26	Cuffee, Eric	DB	5-10	195	Fr.-HS	Waco, Texas (Waco)
27	Bernard, Roderick	RB	5-9	175	Jr.-2L	Houston, Texas (Sharpstown)
27	Duvernay, Donovan	DB	5-9	185	Fr.-HS	Sachse, Texas (Sachse)
27	Huffman, Connor	DB	5-9	168	Jr.-SQ	Arlington, Texas (Arlington)
28	Durst, Jarmarquis	DB	6-2	190	Jr.-TR	Conroe, Texas (Oak Ridge/Tarleton State)
28	Johnson, Kirk	RB	6-1	202	So.-1L	San Jose, Calif. (Valley Christian)
29	Covey, Josh	WR	6-1	200	Fr.-RS	Georgetown, Texas (East View)
30	Cole, Timothy	LB	6-1	239	Sr.-3L	Brenham, Texas (Brenham)
30	Yoder, Tim	RB	5-9	190	So.-SQ	Plano, Texas (Plano)
31	Hall, Jason	S	6-3	216	Jr.-2L	Grand Prairie, Texas (South Grand Prairie)
31	Hrncir, Kyle	LB	6-1	200	Fr.-HS	San Antonio, Texas (Johnson)
32	Roach, Malcolm	OLB	6-2	263	Fr.-HS	Baton Rouge, La. (Madison Prep)
33	Carr, Trevor	DB	5-10	198	Fr.-HS	Tyler, Texas (Lee)
33	Foreman, D'Onta	RB	6-1	249	Jr.-2L	Texas City, Texas (Texas City)
35	Coppens, Jon	PK	6-1	198	Fr.-RS	Double Oak, Texas (Nolan Catholic)
35	Freeman, Edwin	LB	6-1	228	So.-1L	Arlington, Texas (Bowie)
36	Boyd, Demarco	LB	5-11	245	Fr.-HS	Gilmer, Texas (Gilmer)
36	Gonzalez, Eric	WR	5-7	172	Fr.-HS	Weslaco, Texas (Weslaco)
37	Tseng, Johnny	LB	6-1	211	Sr.-SQ	Lolita, Texas (Industrial)
38	Becker, Mitchell	P	6-2	188	Jr.-SQ	League City, Texas (Clear Creek)
38	Forisha, Caden	DB	5-8	160	Fr.-HS	Hutto, Texas (Hutto)
39	Pequeno, Edward	LB	6-2	227	Fr.-HS	McAllen, Texas (Memorial)
39	Poujol, Michael David	DS	6-3	215	Fr.-HS	Houston, Texas (Memorial)
40	Hafley, Trenton	RB	5-9	192	So.-SQ	Wichita Falls, Texas (Burnet)
40	Hughes, Naashon	DE	6-4	237	Jr.-2L	Harker Heights, Texas (Harker Heights)
41	Fowler, Erick	OLB	6-1	240	Fr.-HS	Manor, Texas (Manor)
41	Houston, Tristian	RB	5-11	220	Fr.-RS	Galena Park, Texas (North Shore)
42	Bluiett, Caleb	TE	6-3	257	Sr.-3L	Beaumont, Texas (West Brook)
42	Harper, Jay	LB	5-11	241	So.-SQ	Houston, Texas (Stratford)
43	Townsend, Cameron	LB	6-1	214	Fr.-RS	Missouri City, Texas (Ridge Point)
43	Willis, Robert	TE	6-2	233	Jr.-HS	Dripping Springs, Texas (Dripping Springs)
44	Hager, Breckyn	LB	6-3	227	So.-1L	Austin, Texas (Westlake)
44	Vasser, Quincy	TE	6-4	239	Sr.-1L	Nyack, N.Y. (Navarro CC/Hargrave/Nyack)
45	Wheeler, Anthony	LB	6-2	228	So.-1L	Dallas, Texas (Skyline)
46	Jefferson, Malik	LB	6-3	238	So.-1L	Mesquite, Texas (Poteet)





## NUMERICAL ROSTER

NO	NAME	POS	HT	WT	CL-EX	HOMETOWN (PREVIOUS SCHOOL)
47	Beck, Andrew	TE	6-3	253	Jr.-2L	Tampa, Fla. (Plant)
48	Fitzgerald, Andrew	DL	6-5	252	Fr.-HS	Flower Mound, Texas (Marcus)
49	Sims, Matthew	P	6-3	188	Jr.-SQ	Dallas, Texas (Lovejoy)
51	Cuney, Terrell	OL	6-2	303	So.-SQ	Jasper, Texas (Jasper)
53	Holbrook, Jak	DS	5-10	204	So.-SQ	Austin, Texas (McCallum)
54	Graf, Garrett	OL	6-2	298	Jr.-SQ	Grand Prairie, Texas (South Grand Prairie)
55	Elliott, Jordan	DL	6-4	318	Fr.-HS	Houston, Texas (Westside)
55	Williams, Connor	OL	6-6	288	So.-1L	Coppell, Texas (Coppell)
56	Shackelford, Zach	OL	6-3	290	Fr.-HS	Belton, Texas (Belton)
58	Hodges, Brandon	OL	6-4	310	Jr.-RS	Aberdeen, Miss. (Aberdeen/East Mississippi CC)
59	Welsh, Michael	OL	6-2	285	So.-SQ	Houston, Texas (Strake Jesuit)
61	Mercado, Alex	DT	5-11	300	Sr.-SQ	San Antonio, Texas (Brennan)
62	Ojeaga, Patrick	DT	6-1	297	So.-SQ	McAllen, Texas (McAllen Memorial)
63	Anderson, Alex	OL	6-3	299	So.-SQ	New Orleans, La. (Landry-Walker)
64	McMillon, Jake	OL	6-3	300	So.-1L	Abilene, Texas (Abilene)
67	Imade, Tope	OL	6-4	322	Fr.-HS	Arlington, Texas (Bowie)
68	Lopez, Frank	OL	6-1	332	Sr.-SQ	Eagle Pass, Texas (Winn)
69	Allsup, Austin	OL	6-2	288	So.-SQ	Austin, Texas (Lorena)
70	Major, Buck	OL	6-6	327	Fr.-RS	Huntsville, Texas (Huntsville)
71	Urquidez, J.P.	OL	6-6	300	Fr.-HS	Copperas Cove, Texas (Copperas Cove)
72	Rodriguez, Elijah	OL	6-5	295	So.-1L	Houston, Texas (Cypress Creek)
73	Hudson, Patrick	OL	6-5	325	Fr.-HS	Silsbee, Texas (Silsbee)
74	Delance, Jean	OL	6-5	309	Fr.-HS	Mesquite, Texas (North Mesquite)
75	Nickelson, Tristan	OT	6-9	322	Jr.-1L	League City, Texas (Clear Falls/Fork Union/Navarro CC)
76	Perkins, Kent	OG/OT	6-5	320	Sr.-2L	Dallas, Texas (Lake Highlands)
77	Vahe, Patrick	OL	6-3	320	So.-1L	Eules, Texas (Trinity)
78*	Okafor, Denzel	OL	6-3	302	Fr.-HS	Lewisville, Texas (Lewisville)
79	Thomas, Garrett	OL	6-6	293	Fr.-RS	Many, La. (Many)
80	Whiteley, Blake	TE	6-5	242	Jr.-SQ	Vancouver, BC, Canada (West Vancouver/Arizona Western CC)
81	Roberts, Ryan	WR	6-6	196	Sr.-SQ	Austin, Texas (Hyde Park)
82	Hemphill-Mapps, Reggie	WR	6-1	173	Fr.-HS	Houston, Texas (Manvel)
82	Wilson, Michael	TE	6-4	222	So.-SQ	Arlington, Texas (Arlington Martin)
83	Center, Matt	TE	6-2	224	Jr.-SQ	Llano, Texas (Llano)
83	Hildebrand, John Thomas	WR	5-10	175	Fr.-HS	Houston, Texas (Episcopal)
85	Moeller, Philipp	WR	5-10	179	So.-SQ	Plano, Texas (Plano)
87	Gonzalez, David	DE	6-5	238	Jr.-HS	Chicago, Ill. (Mount Carmel)
87	Gray, Garrett	WR	6-4	220	So.-1L	Marble Falls, Texas (Marble Falls)
88	Aucoin, Peyton	TE	6-4	243	Fr.-HS	Metairie, La. (Brother Martin)
88	Templin, Ty	WR	6-1	193	Sr.-1L	Granbury, Texas (Trinity Valley)
89	Fehr, Chris	TE	6-3	236	So.-SQ	Austin, Texas (McNeil)
90	Omenihu, Charles	DE	6-6	254	So.-1L	Rowlett, Texas (Rowlett)
91	Cottrell, Bryce	DE	6-2	260	Sr.-3L	Plano, Texas (Plano West)
92*	Okafor, Denzel	OL	6-3	302	Fr.-HS	Lewisville, Texas (Lewisville)
93	Boyette Jr., Paul	DT	6-3	317	Sr.-2L	Humble, Texas (Humble)
94	Wilbon, Gerald	DL	6-2	329	Fr.-HS	St. Rose, La. (Destrehan)
95	Ford, Poona	DT	5-11	303	Jr.-2L	Hilton Head, S.C. (Hilton Head)
96	Southall, Marcel	DL	6-2	327	Fr.-HS	Dallas, Texas (Duncanville)
97	Nelson, Chris	DT	6-1	297	So.-1L	Lakeland, Fla. (Victory Christian)
98	Christmas, D'Andre	DL	6-1	313	Fr.-HS	New Orleans, La. (St. Augustine)
99	Daniels, Chris	DL	6-2	335	Fr.-HS	Eules, Texas (Trinity)

## ALPHABETICAL ROSTER

NAME	NO	POS
Johnson, Collin	9	WR
Johnson, Kirk	28	RB
Jones, Brandon	19	DB
Leonard, Dorian	8	WR
Locke III, P.J.	11	S
Locksley, Kai	14	WR
Lopez, Frank	68	OL
Major, Buck	70	OL
McCulloch, Jeffrey	23	LB
McMillon, Jake	64	OL
Mercado, Alex	61	DT
Merrick, Matthew	19	QB
Moeller, Philipp	85	WR
Nelson, Chris	97	DT
Nickelson, Tristan	75	OT
Ojeaga, Patrick	62	DT
Okafor, Denzel	78/92	OL
Oliver, Jake	6	WR
Omenihu, Charles	90	DE
Pequeno, Edward	39	LB
Perkins, Kent	76	OG/OT
Porter, Kyle	21	RB
Poujol, Michael David	39	DS
Roach, Malcolm	32	OLB
Roberts, Ryan	81	WR
Rodriguez, Elijah	72	OL
Shackelford, Zach	56	OL
Sims, Matthew	49	P
Southall, Marcel	96	DL
Strickland, Jordan	23	DB
Swoopes, Tyrone	18	QB
Templin, Ty	88	WR
Thomas, Garrett	79	OL
Townsend, Cameron	43	LB
Tseng, Johnny	37	LB
Urquidez, J.P.	71	OL
Vaccaro, Kevin	18	S
Vahe, Patrick	77	OL
Vasser, Quincy	44	TE
Vinklerek, Logan	11	QB
Warren III, Chris	25	RB
Warrick, Jacorey	11	WR
Welsh, Michael	59	OL
Wheeler, Anthony	45	LB
Whiteley, Blake	80	TE
Wilbon, Gerald	94	DL
Williams, Connor	55	OL
Willis, Robert	43	TE
Wilson, Michael	82	WR
Yoder, Tim	30	RB


## Pronunciations

Peyton Aucoin OH-kwin  
 Caleb Bluiett BLU-eht  
 John Bonney BAHN-ee  
 Paul Boyette Jr. boy-EHT  
 Shane Buchele boo-SHELL  
 Bryce Cottrell kuh-TRELL  
 Eric Cuffee CUH-fee  
 Terrell Cuney CUE-nee  
 Davion Curtis DAY-vee-on  
 Antwuan Davis AN-twahn  
 Jean Delance JEEN duh-LANCE

Jamarquis Durst Jar-mar-KEECE  
 Devin Duvernay DOO-ver-nay  
 Donovan Duvernay DOO-ver-nay  
 Sheroid Evans shur-OD  
 Armanti Foreman AH-mahn-tee  
 D'Onta Foreman dee-ON-tay  
 Jerrod Heard JAH-rod  
 Tristian Houston TRIST-en  
 Naashon Hughes NAY-shon  
 Tope Imade TOH-pay ih-MAHD-eh  
 Kai Locksley kigh

Jeffrey McCulloch mick-CULL-ock  
 Patrick Ojeaga oh-gee-AH-gah  
 Charles Omenihu oh-MEN-ah-hoo  
 Michael David Poujol POU-zhol  
 J.P. Urquidez yer-KEE-dez  
 Kevin Vaccaro vuh-CAR-oh  
 Patrick Vahe vah-HAY  
 Logan Vinklerek VIN-clark

# TEXAS LONGHORNS



# 2016 GAME NOTES

## Texas Depth Chart

## vs. TEXAS TECH (Nov. 5, 2016)

### OFFENSE (SPREAD)

QB	No.	Name	CL-EX	HT	WT	HOMETOWN (PREVIOUS SCHOOL)
	7	Shane Buechele (8)	Fr.-HS	6-1	191	Arlington, Texas (Lamar)
	18	Tyrone Swoopes (14)	Sr.-2L	6-4	249	Whitewright, Texas (Whitewright)
RB	No.	Name	CL-EX	HT	WT	HOMETOWN (PREVIOUS SCHOOL)
	33	D'Onta Foreman (6)	Jr.-2L	6-1	249	Texas City, Texas (Texas City)
	21	Kyle Porter	Fr.-HS	5-9	208	Katy, Texas (Katy)
OWR	No.	Name	CL-EX	HT	WT	HOMETOWN (PREVIOUS SCHOOL)
	1	John Burt (17)	So.-1L	6-3	189	Tallahassee, Fla. (Lincoln)
	8	Dorian Leonard (3)	Jr.-2L	6-4	200	Longview, Texas (Longview)
	4	Lil'Jordan Humphrey	Fr.-HS	6-4	222	Grapevine, Texas (Southlake Carroll)
IWR	No.	Name	CL-EX	HT	WT	HOMETOWN (PREVIOUS SCHOOL)
	6	Jake Oliver (2)	Jr.-1L	6-3	215	Dallas, Texas (Jesuit)
	13	Jerrold Heard (12)	So.-1L	6-3	201	Denton, Texas (Guyer)
IWR	No.	Name	CL-EX	HT	WT	HOMETOWN (PREVIOUS SCHOOL)
	11	Jacorey Warrick (4)	Sr.-2L	5-11	173	Houston, Texas (Cypress Falls)
	2	Devin Duvernay (1)	Fr.-HS	5-11	195	Sachse, Texas (Sachse)
	5	Lorenzo Joe	Jr.-2L	6-3	204	Abilene, Texas (Abilene)
OWR	No.	Name	CL-EX	HT	WT	HOMETOWN (PREVIOUS SCHOOL)
	3	Armanti Foreman (13)	Jr.-2L	5-11	205	Texas City, Texas (Texas City)
	9	Collin Johnson	Fr.-HS	6-6	212	San Jose, Calif. (Valley Christian)
	4	Lil'Jordan Humphrey	Fr.-HS	6-4	222	Grapevine, Texas (Southlake Carroll)
TE	No.	Name	CL-EX	HT	WT	HOMETOWN (PREVIOUS SCHOOL)
	42	Caleb Bluiett (10)	Sr.-3L	6-3	257	Beaumont, Texas (West Brook)
	47	Andrew Beck (15)	Jr.-2L	6-3	253	Tampa, Fla. (Plant)
	44	Quincy Vasser	Sr.-1L	6-4	239	Nyack, N.Y. (Navarro CC/Hargrave/Nyack)
LT	No.	Name	CL-EX	HT	WT	HOMETOWN (PREVIOUS SCHOOL)
	55	Connor Williams (19)	So.-1L	6-6	288	Coppell, Texas (Coppell)
	72	Elijah Rodriguez (1)	So.-1L	6-5	295	Houston, Texas (Cypress Creek)
	74	Jean Delance	Fr.-HS	6-5	309	Mesquite, Texas (North Mesquite)
LG	No.	Name	CL-EX	HT	WT	HOMETOWN (PREVIOUS SCHOOL)
	64	Jake McMillon (3)	So.-1L	6-3	300	Abilene, Texas (Abilene)
OR	77	Patrick Vahe (17)	So.-1L	6-3	320	Eulless, Texas (Trinity)
	51	Terrell Cune	So.-SQ	6-2	303	Jasper, Texas (Jasper)
C	No.	Name	CL-EX	HT	WT	HOMETOWN (PREVIOUS SCHOOL)
	56	Zach Shackelford (7)	Fr.-HS	6-3	290	Belton, Texas (Belton)
	64	Jake McMillon (3)	So.-1L	6-3	300	Abilene, Texas (Abilene)
	51	Terrell Cune	So.-SQ	6-2	303	Jasper, Texas (Jasper)
RG	No.	Name	CL-EX	HT	WT	HOMETOWN (PREVIOUS SCHOOL)
	76	Kent Perkins (30)	Sr.-2L	6-5	320	Dallas, Texas (Lake Highlands)
	63	Alex Anderson (1)	So.-SQ	6-3	299	New Orleans, La. (Landry-Walker)
RT	No.	Name	CL-EX	HT	WT	HOMETOWN (PREVIOUS SCHOOL)
	58	Brandon Hodges (5)	Jr.-RS	6-4	310	Aberdeen, Miss. (Aberdeed/East Mississippi CC)
	75	Tristan Nickelson (6)	Jr.-1L	6-9	322	League City, Texas (Clear Falls/Fork Union/Navarro CC)
	78	Denzel Okafor	Fr.-HS	6-3	302	Lewisville, Texas (Lewisville)

(career starts)

### DEFENSE (MULTIPLE)

SDE	No.	Name	CL-EX	HT	WT	HOMETOWN (PREVIOUS SCHOOL)
	90	Charles Omenihu (7)	So.-1L	6-6	254	Rowlett, Texas (Rowlett)
OR	91	Bryce Cottrell (9)	Sr.-3L	6-2	260	Plano, Texas (Plano West)
NT	No.	Name	CL-EX	HT	WT	HOMETOWN (PREVIOUS SCHOOL)
	97	Chris Nelson (6)	So.-1L	6-1	297	Lakeland, Fla. (Victory Christian)
	93	Paul Boyette (8)	Sr.-2L	6-3	317	Humble, Texas (Humble)
	98	D'Andre Christmas	Fr.-HS	6-1	313	New Orleans, La. (St. Augustine)
DT	No.	Name	CL-EX	HT	WT	HOMETOWN (PREVIOUS SCHOOL)
	95	Poona Ford (13)	Jr.-2L	5-11	303	Hilton Head, S.C. (Hilton Head)
	94	Gerald Wilbon	Fr.-HS	6-2	329	St. Rose, La. (Destrehan)
FOX	No.	Name	CL-EX	HT	WT	HOMETOWN (PREVIOUS SCHOOL)
	44	Breckyn Hager (3)	So.-1L	6-3	227	Austin, Texas (Westlake)
OR	32	Malcolm Roach (2)	Fr.-HS	6-2	263	Baton Rouge, La. (Madison Prep)
OR	40	Naashon Hughes (24)	Jr.-2L	6-4	237	Harker Heights, Texas (Harker Heights)
SLB	No.	Name	CL-EX	HT	WT	HOMETOWN (PREVIOUS SCHOOL)
	35	Edwin Freeman (1)	So.-1L	6-1	228	Arlington, Texas (Bowie)
	43	Cameron Townsend	Fr.-RS	6-1	214	Missouri City, Texas (Ridge Point)
MLB	No.	Name	CL-EX	HT	WT	HOMETOWN (PREVIOUS SCHOOL)
	46	Malik Jefferson (16)	So.-1L	6-3	238	Mesquite, Texas (Poteet)
	30	Tim Cole (4)	Sr.-3L	6-1	239	Brenham, Texas (Brenham)
WLB	No.	Name	CL-EX	HT	WT	HOMETOWN (PREVIOUS SCHOOL)
	45	Anthony Wheeler (9)	So.-1L	6-2	228	Dallas, Texas (Skyline)
	23	Jeffrey McCulloch	Fr.-HS	6-2	241	Houston, Texas (Davis)
CB	No.	Name	CL-EX	HT	WT	HOMETOWN (PREVIOUS SCHOOL)
	24	John Bonney (9)	So.-1L	6-1	192	Houston, Texas (Lamar)
	9	Davante Davis (9)	So.-1L	6-2	197	Miami, Fla. (Booker T. Washington)
	1	Sheroid Evans (4)	Sr.-3L	6-1	194	Sugar Land, Texas (Fort Bend Dulles)
FS	No.	Name	CL-EX	HT	WT	HOMETOWN (PREVIOUS SCHOOL)
	31	Jason Hall (25)	Jr.-2L	6-3	216	Grand Prairie, Texas (South Grand Prairie)
	4	DeShon Elliott	So.-1L	6-1	202	Rockwall, Texas (Rockwall Heath)
SS	No.	Name	CL-EX	HT	WT	HOMETOWN (PREVIOUS SCHOOL)
	14	Dylan Haines (29)	Sr.-2L	6-1	200	Lago Vista, Texas (Lago Vista)
	18	Kevin Vaccaro (2)	Sr.-3L	5-8	188	Brownwood, Texas (Brownwood)
CB	No.	Name	CL-EX	HT	WT	HOMETOWN (PREVIOUS SCHOOL)
	2	Kris Boyd (4)	So.-1L	6-1	190	Gilmer, Texas (Gilmer)
	5	Holton Hill (10)	So.-1L	6-2	195	Houston, Texas (Lamar)
NB	No.	Name	CL-EX	HT	WT	HOMETOWN (PREVIOUS SCHOOL)
	11	P.J. Locke (7)	So.-1L	5-10	200	Beaumont, Texas (Central)
	19	Brandon Jones (1)	Fr.-HS	5-11	192	Nacogdoches, Texas (Nacogdoches)
	25	Antwuan Davis (5)	Jr.-2L	6-1	193	Bastrop, Texas (Bastrop)

(career starts)


FOX replaces SLB in nickel package

### SPECIAL TEAMS

K	No.	Name	CL-EX	HT	WT	HOMETOWN (PREVIOUS SCHOOL)
	17	Trent Domingue	Sr.-GR	6-2	170	Mandeville, La. (St. Paul's/LSU)
KOS	No.	Name	CL-EX	HT	WT	HOMETOWN (PREVIOUS SCHOOL)
	38	Mitchell Becker	Jr.-SQ	6-2	188	League City, Texas (Clear Creek)
P	No.	Name	CL-EX	HT	WT	HOMETOWN (PREVIOUS SCHOOL)
	13	Michael Dickson	So.-1L	6-2	209	Sydney, Australia (Kirrawee)
H	No.	Name	CL-EX	HT	WT	HOMETOWN (PREVIOUS SCHOOL)
	15	Trey Holtz	Sr.-1L	6-2	187	Tampa, Fla. (Plant)
DS	No.	Name	CL-EX	HT	WT	HOMETOWN (PREVIOUS SCHOOL)
	53	Jak Holbrook	So.-SQ	5-10	204	Austin, Texas (McCallum)
	39	Michael David Poujol	Fr.-HS	6-3	215	Houston, Texas (Memorial)
KR	No.	Name	CL-EX	HT	WT	HOMETOWN (PREVIOUS SCHOOL)
	3	Armanti Foreman, 19 Brandon Jones, 2 Devin Duvernay				
PR	No.	Name	CL-EX	HT	WT	HOMETOWN (PREVIOUS SCHOOL)
	3	Armanti Foreman, 4 Lil'Jordan Humphrey, 5 Holton Hill				

### PRONUNCIATIONS

Peyton Aucoin	OH-kwin	Jerrold Heard	JAH-rod
Caleb Bluiett	BLU-eh	Tristian Houston	TRIST-en
John Bonney	BAHN-ee	Naashon Hughes	NAY-shon
Paul Boyette Jr.	boy-EHT	Tope Imade	TOH-pay ih-MAHD-eh
Shane Buechele	boo-SHELL	Kai Locksley	kigh
Bryce Cottrell	cuh-TRELL	Jeffrey McCulloch	mick-CULL-ock
Eric Cuffee	CUH-fee	Patrick Ojeaga	oh-gee-AH-gah
Terrell Cune	CUE-nee	Charles Omenihu	oh-MEN-ah-hoo
Davion Curtis	DAY-vee-on	Michael David Poujol	POU-zhol
Antwuan Davis	AN-twahn	J.P. Urquidez	yer-KEE-dez
Jean Delance	JEEN duh-LANCE	Kevin Vaccaro	vuh-CAR-oh
Jarmarquis Durst	Jar-mar-KEECE	Patrick Vahe	vah-HAY
Devin Duvernay	DOO-ver-nay	Logan Vinklarek	VIN-clark
Donovan Duvernay	DOO-ver-nay		
Sheroid Evans	shur-OD		
Armanti Foreman	AH-mahn-tee		
D'Onta Foreman	dee-ON-tay		



## 2016 STARTERS (GAME-BY-GAME)

OFFENSE	QB	RB	OWR	IWR	IWR/TE	OWR	LT	LG	C	RG	RT
NOTRE DAME	Buechele	D. Foreman	Burt	Warrick	Bluiett (TE)	A. Foreman	Williams	Vahe	Shackelford	Perkins	Hodges
UTEP	Buechele	Warren III	Burt	Warrick	Beck (TE)	A. Foreman	Rodriguez	Vahe	Shackelford	Anderson	Hodges
at Cal	Buechele	Warren III	Burt	Warrick	Bluiett (TE)	A. Foreman	Williams	Vahe	Shackelford	Perkins	Hodges
at Oklahoma State	Buechele	D. Foreman	Burt	Oliver	Heard (IWR)	A. Foreman	Williams	Vahe	Shackelford	McMillon	Hodges
vs. Oklahoma	Buechele	D. Foreman	Burt	Heard	Bluiett (TE)	A. Foreman	Williams	Vahe	Shackelford	Perkins	Hodges
IOWA STATE	Buechele	D. Foreman	Leonard	Warrick	Oliver (IWR)	A. Foreman	Williams	Vahe	Shackelford	Perkins	Nickelson
at Kansas State	Buechele	D. Foreman	Leonard	Duvernay	Bluiett (TE)	Beck (TE)	Williams	Vahe	McMillon	Perkins	Nickelson
BAYLOR	Buechele	D. Foreman	Leonard	A. Foreman	Bluiett (TE)	Beck (TE)	Williams	McMillon	Shackelford	Perkins	Nickelson

at Texas Tech  
WEST VIRGINIA  
at Kansas  
TCU

DEFENSE	SDE	NT	DT	FOX/SLB	MLB	WLB	CB	FS	SS	CB	NB
NOTRE DAME	Omenihu	Nelson	Ford	Hughes (FOX)	Jefferson	Wheeler	Davis	Hall	Haines	Evans	Locke
UTEP	Omenihu	Boyette	Ford	Hughes (FOX)	Jefferson	Wheeler	Davis	Hall	Vaccaro	Evans	Hager (FOX)
at Cal	Omenihu	Boyette	Ford	Hill (CB)	Jefferson	Wheeler	Davis	Hall	Haines	Evans	Locke
at Oklahoma State	Omenihu	Nelson	Ford	Roach (FOX)	Jefferson	Wheeler	Davis	Jones	Vaccaro	Evans	Hager (FOX)
vs. Oklahoma	Omenihu	Nelson	Ford	Hughes (FOX)	Jefferson	Wheeler	K. Boyd	Hall	Haines	Hill	Locke
IOWA STATE	Omenihu	Nelson	Ford	Hughes (FOX)	Jefferson	Wheeler	K. Boyd	Hall	Haines	Bonney	Locke
at Kansas State	Omenihu	Nelson	Ford	Roach (FOX)	Jefferson	Wheeler	K. Boyd	Hall	Haines	Bonney	Hager (FOX)
BAYLOR	Cottrell	Nelson	Ford	Hughes (FOX)	Cole	Freeman	K. Boyd	Hall	Haines	Bonney	Locke

at Texas Tech  
WEST VIRGINIA  
at Kansas  
TCU

## 2016 PARTICIPATIONS/STARTS

Player	Career Games	Career Starts	Consec Games	Consec Starts
Alex Anderson, OL	3	1	0	0
Andrew Beck, TE	33	15	33	2
Mitchell Becker, KOS	8	0	8	0
Caleb Bluiett, TE	40	10	6	2
John Bonney, CB	20	9	20	3
Kris Boyd, CB	20	4	20	4
Paul Boyette Jr., DT	38	8	34	0
Shane Buechele, QB	8	8	8	8
John Burt, WR	20	17	2	0
Matt Center, TE	1	0	0	0
D'Andre Christmas, DL	4	0	0	0
Timothy Cole, LB	39	4	17	1
Bryce Cottrell, DE	38	9	3	1
Terrell Cuney, OL	2	0	0	0
Antwan Davis, CB	25	5	0	0
Davante Davis, CB	20	9	20	0
Jean Delance, OL	2	0	0	0
Michael Dickson, P	20	0	20	0
Trent Domingue, PK	8	0	8	0
Devin Duvernay, WR	8	1	8	0
DeShon Elliott, S	15	0	15	0
Jordan Elliott, DL	5	0	0	0
Sheroid Evans, CB	33	4	0	0
Poona Ford, DT	29	13	27	9
Armanti Foreman, WR	30	13	12	1
D'Onta Foreman, RB	24	6	6	5
Erick Fowler, LB	5	0	5	0
Edwin Freeman, LB	14	1	11	1
Garrett Graf, OL	1	0	0	0
Garrett Gray, TE	6	0	1	0
Breckyn Hager, LB	17	3	12	0

Player	Career Games	Career Starts	Consec Games	Consec Starts
Dylan Haines, S	31	29	6	4
Jason Hall, S	32	25	26	4
Jerrod Heard, WR	19	12	0	0
Holton Hill, DB	17	10	1	0
Brandon Hodges, OL	6	5	0	0
Jak Holbrook, DS	8	0	8	0
Trey Holtz, QB	19	0	12	0
Tristian Houston, RB	2	0	0	0
Naashon Hughes, DE	33	24	33	1
Lil'Jordan Humphrey, WR	5	0	2	0
Malik Jefferson, LB	19	17	8	8
Lorenzo Joe, WR	32	1	7	0
Collin Johnson, WR	8	0	8	0
Kirk Johnson, RB	6	0	0	0
Brandon Jones, DB	8	1	8	0
Dorian Leonard, WR	25	3	19	3
P.J. Locke III, DB	20	6	20	1
Jeffrey McCulloch, LB	8	0	8	0
Jake McMillon, OL	20	3	20	2
Alex Mercado, DT	1	0	0	0
Chris Nelson, DT	16	6	10	4
Tristan Nickelson, OL	14	6	4	3
Patrick Ojeaga, DT	1	0	0	0
Denzel Okafor, OL	5	0	1	0
Jake Oliver, WR	16	2	14	0
Charles Omenihu, DE	20	7	20	0
Kent Perkins, OL	35	30	4	4
Kyle Porter, RB	7	0	5	0
Malcolm Roach, DE	8	2	8	0
Elijah Rodriguez, OL	14	1	7	0
Zach Shackelford, OL	7	7	1	1

Player	Career Games	Career Starts	Consec Games	Consec Starts
Tyrone Swoopes, QB	38	14	17	0
Garrett Thomas, OL	1	0	0	0
Cameron Townsend, LB	6	0	5	0
Johnny Tseng, LB	1	0	0	0
Kevin Vaccaro, S	39	2	9	0
Patrick Vahe, OL	18	17	8	0
Quincy Vasser, TE	13	0	3	0
Chris Warren III, RB	12	4	0	0
Jacorey Warrick, WR	30	4	4	0
Anthony Wheeler, LB	19	9	0	0
Gerald Wilbon, DT	5	0	0	0
Connor Williams, OL	19	19	6	6
Michael Wilson, TE	1	0	0	0





## 2016 SCHEDULE &amp; RESULTS

RECORD: 3-4 (1-3 BIG 12)  
HOME: 3-0 ROAD: 0-3 NEUTRAL: 0-1

DATE	UT RANK	OPPONENT	W/L	SCORE	ATT
Sept. 4	RV/RV	#10/9 NOTRE DAME	W	50-47 (20T)	102,315
Sept. 10	11/20	UTEP	W	41-7	92,863
Sept. 17	11/16	at California	L	43-50	50,448
Oct. 1	22/25	at Oklahoma State*	L	31-49	53,468
Oct. 8	RV/NR	vs. #20/22 Oklahoma*+	L	40-45	90,100
Oct. 15		IOWA STATE*	W	27-6	96,851
Oct. 22		at Kansas State*	L	21-24	52,328
Oct. 29		#8/6 BAYLOR*	W	35-34	97,822
Nov. 5		at Texas Tech*			
Nov. 12		WEST VIRGINIA*			
Nov. 19		at Kansas*			
Nov. 25		TCU*			

\* Big 12 Conference game // + Cotton Bowl (Dallas)

## ATTENDANCE

Total	8 games	636,195 (79,524 avg)
Home	4 games	389,851 (97,462 avg)
Road	3 games	156,244 (52,081 avg)
Neutral	1 game	90,100 (90,100 avg)

## RUSHING

NAME	G	ATT	GAIN	LOST	NET	AVG	TD	LONG	AVG/G
Foreman, D'Onta	7	173	1118	13	1105	6.4	10	62	157.9
Warren III, Chris	4	62	367	1	366	5.9	3	46	91.5
Swoopes, Tyrone	8	44	155	13	142	3.2	6	14	17.8
Porter, Kyle	7	33	137	2	135	4.1	0	17	19.3
Buechele, Shane	8	62	232	111	121	2.0	1	20	15.1
Dickson, Michael	8	1	6	0	6	6.0	0	6	0.8
Houston, Tristian	1	3	4	1	3	1.0	0	3	3.0
Heard, Jerrod	7	1	-12	0	-12	-12.0	0	5	-1.7
Leonard, Dorian	8	0	-12	0	-12	0.0	0	0	-1.5
TEAM	6	9	0	42	-42	-4.7	0	0	-7.0
Total	8	388	1995	183	1812	4.7	20	62	226.5
Opponents	8	386	1926	299	1627	4.2	15	54	203.4

## PASSING


NAME	G	EFF	C-A-I	PCT	YDS	TD	LONG	EFFIC
Buechele, Shane	8	153.44	152-238-6	63.9	2013	17	80	251.6
Swoopes, Tyrone	8	106.80	5-8-1	62.5	66	0	34	8.2
Total	8	151.93	157-246-7	63.8	2079	17	80	259.9
Opponents	8	157.79	152-239-4	63.6	2068	18	71	258.5

## TEAM TOTALS

	TEXAS	OPPONENTS
SCORING	288	262
Points Per Game	36.0	32.8
Points Off Turnovers	10	44
FIRST DOWNS	199	183
Rushing	103	89
Passing	78	79
Penalty	18	15
RUSHING YARDAGE	1812	1627
Yards gained rushing	1995	1926
Yards lost rushing	183	299
Rushing Attempts	388	386
Average Per Rush	4.7	4.2
Average Per Game	226.5	203.4
TDs Rushing	20	15
PASSING YARDAGE	2079	2068
Comp-Att-Int	157-246-7	152-239-4
Average Per Pass	8.5	8.7
Average Per Catch	13.2	13.6
Average Per Game	259.9	258.5
TDs Passing	17	18
TOTAL OFFENSE	3891	3695
Total Plays	634	625
Average Per Play	6.1	5.9
Average Per Game	486.4	461.9
KICK RETURNS: #-Yards	31-569	32-689
PUNT RETURNS: #-Yards	19-166	12-79
INT RETURNS: #-Yards	4-71	7-98
KICK RETURN AVERAGE	18.4	21.5
PUNT RETURN AVERAGE	8.7	6.6
INT RETURN AVERAGE	17.8	14.0
FUMBLES-LOST	8-4	16-7
PENALTIES-Yards	58-513	58-516
Average Per Game	64.1	64.5
PUNTS-Yards	41-1950	48-1892
Average Per Punt	47.6	39.4
Net punt average	41.7	35.1
KICKOFFS-Yards	52-3259	50-3110
Average Per Kick	62.7	62.2
Net kick average	40.3	41.3
TIME OF POSSESSION/Game	27:01	32:59
3RD-DOWN Conversions	52/126	53/126
3rd-Down Pct	41%	42%
4TH-DOWN Conversions	6/11	5/10
4th-Down Pct	55%	50%
SACKS BY-Yards	31-215	17-100
MISC YARDS	1	0
TOUCHDOWNS SCORED	37	33
FIELD GOALS-ATTEMPTS	11-15	9-12
ON-SIDE KICKS	0-1	0-0
RED-ZONE SCORES	(30-35) 86%	(27-32) 84%
RED-ZONE TOUCHDOWNS	(21-35) 60%	(18-32) 56%
PAT-ATTEMPTS	(29-33) 88%	(31-32) 97%
ATTENDANCE	389851	156244
Games/Avg Per Game	4/97463	3/52081
Neutral Site Games		1/92100

## SCORE BY QUARTER

	1st	2nd	3rd	4th	OT	TOTAL
TEXAS	64	81	75	55	13	288
OPPONENTS	71	84	54	43	10	262



## RECEIVING

NAME	G	NO	YDS	AVG	TD	LONG	AVG/G
Foreman, Armanti	8	27	349	12.9	3	51	43.6
Warrick, Jacorey	7	20	212	10.6	2	41	30.3
Oliver, Jake	8	20	204	10.2	0	23	25.5
Heard, Jerrod	7	18	227	12.6	3	68	32.4
Burt, John	7	16	197	12.3	1	72	28.1
Leonard, Dorian	8	14	233	16.6	3	49	29.1
Johnson, Collin	8	13	149	11.5	0	40	18.6
Duvernay, Devin	8	11	275	25.0	3	80	34.4
Joe, Lorenzo	7	8	102	12.8	0	61	14.6
Beck, Andrew	8	3	62	20.7	2	39	7.8
Foreman, D'Onta	7	3	44	14.7	0	21	6.3
Humphrey, Lil'Jordan	6	2	15	7.5	0	8	2.5
Porter, Kyle	7	2	10	5.0	0	8	1.4
Total	8	157	2079	13.2	17	80	259.9
Opponents	8	152	2068	13.6	18	71	258.5

## ALL-PURPOSE

NAME	G	RUSH	REC	PUNT		IR	TOTAL	YPG
				RET	RET			
Foreman, D'Onta	7	1105	44	0	0	0	1149	164.1
Duvernay, Devin	8	0	275	0	257	0	532	66.5
Foreman, Armanti	8	0	349	69	110	0	528	66.0
Warren III, Chris	4	366	0	0	0	0	366	91.5
Warrick, Jacorey	7	0	212	64	59	0	335	47.9
Leonard, Dorian	8	-12	233	0	0	0	221	27.6
Heard, Jerrod	7	-12	227	0	0	0	215	30.7
Oliver, Jake	8	0	204	0	0	0	204	25.5
Burt, John	7	0	197	0	0	0	197	28.1
Porter, Kyle	7	135	10	0	29	0	174	24.9
Johnson, Collin	8	0	149	0	0	0	149	18.6
Swoopes, Tyrone	8	142	0	0	0	0	142	17.8
Buechele, Shane	8	121	0	0	0	0	121	15.1
Joe, Lorenzo	7	0	102	0	0	0	102	14.6
Jones, Brandon	8	0	0	33	44	0	77	9.6
Beck, Andrew	8	0	62	0	0	0	62	7.8
Haines, Dylan	7	0	0	0	0	38	38	5.4
Freeman, Edwin	8	0	0	0	0	33	33	4.1
Boyd, Kris	8	0	0	0	29	0	29	3.6
Vasser, Quincy	7	0	0	0	25	0	25	3.6
Bluiett, Caleb	7	0	0	0	16	0	16	2.3
Humphrey, Lil'Jordan	6	0	15	0	0	0	15	2.5
Dickson, Michael	8	6	0	0	0	0	6	0.8
Houston, Tristian	1	3	0	0	0	0	3	3.0
TEAM	6	-42	0	0	0	0	-42	-7.0
Total	8	1812	2079	166	569	71	4697	587.1
Opponents	8	1627	2068	79	689	98	4561	570.1

## TOTAL OFFENSE

NAME	G	PLAYS	RUSH	PASS	YDS	YPG
Buechele, Shane	8	300	121	2013	2134	266.8
Foreman, D'Onta	7	173	1105	0	1105	157.9
Warren III, Chris	4	62	366	0	366	91.5
Swoopes, Tyrone	8	52	142	66	208	26.0
Porter, Kyle	7	33	135	0	135	19.3
Dickson, Michael	8	1	6	0	6	0.8
Houston, Tristian	1	3	3	0	3	3.0
Leonard, Dorian	8	0	-12	0	-12	-1.5
Heard, Jerrod	7	1	-12	0	-12	-1.7
TEAM	6	9	-42	0	-42	-7.0
Total	8	634	1812	2079	3891	486.4
Opponents	8	625	1627	2068	3695	461.9

## PUNTING

NAME	NO	YDS	AVG	LONG	TB	FC	I20	50+	BLK
Dickson, Michael	40	1914	47.8	64	7	14	17	18	0
Buechele, Shane	1	36	36.0	36	1	0	0	0	0
Total	41	1950	47.6	64	8	14	17	18	0
Opponents	48	1892	39.4	64	2	13	11	8	2

## KICK RETURNS

NAME	NO	YDS	AVG	TD	LONG
Duvernay, Devin	12	257	21.4	0	28
Foreman, Armanti	6	110	18.3	0	33
Warrick, Jacorey	3	59	19.7	0	30
Boyd, Kris	2	29	14.5	0	16
Vasser, Quincy	2	25	12.5	0	14
Porter, Kyle	2	29	14.5	0	19
Jones, Brandon	2	44	22.0	0	23
Bluiett, Caleb	2	16	8.0	0	13
Total	31	569	18.4	0	33
Opponents	32	689	21.5	0	47

## PUNT RETURNS

NAME	NO	YDS	AVG	TD	LONG
Warrick, Jacorey	9	64	7.1	0	20
Foreman, Armanti	8	69	8.6	0	22
Jones, Brandon	2	33	16.5	0	0
Total	19	166	8.7	0	22
Opponents	12	79	6.6	0	40

## INTERCEPTIONS

NAME	NO	YDS	AVG	TD	LONG
Haines, Dylan	2	38	19.0	0	38
Locke III, P.J.	1	0	0.0	0	0
Freeman, Edwin	1	33	33.0	0	33
Total	4	71	17.8	0	38
Opponents	7	98	14.0	0	45

## FUMBLE RETURNS

NAME	NO	YDS	AVG	TD	LONG
Total	0	0	0.0	0	0
Opponents	0	0	0.0	0	0

## KICKOFFS

NAME	NO	YDS	AVG	TB	OB	RETN	NET	YDLN
Becker, Mitchell	51	3240	63.5	19	0			
Domingue, Trent	1	19	19.0	0	1			
Total	52	3259	62.7	19	1	689	40.3	24
Opponents	50	3110	62.2	19	0	569	41.3	23



## 10-YARD GAINS BY PLAYER

NAME	NO	TD	RUSH	REC	KO RET	PUNT RET	IR	FR
Foreman, D'Onta	31	7	29	2	0	0	0	0
Foreman, Armanti	19	3	0	10	5	4	0	0
Duvernay, Devin	18	3	0	6	12	0	0	0
Warrick, Jacorey	15	1	0	9	3	3	0	0
Oliver, Jake	11	0	0	11	0	0	0	0
Warren III, Chris	8	1	8	0	0	0	0	0
Leonard, Dorian	6	2	0	6	0	0	0	0
Burt, John	6	1	0	6	0	0	0	0
Porter, Kyle	6	0	4	0	2	0	0	0
Heard, Jerrod	5	2	0	5	0	0	0	0
Buechele, Shane	5	0	5	0	0	0	0	0
Johnson, Collin	5	0	0	5	0	0	0	0
Swoopes, Tyrone	3	1	3	0	0	0	0	0
Beck, Andrew	2	1	0	2	0	0	0	0
Boyd, Kris	2	0	0	0	2	0	0	0
Vasser, Quincy	2	0	0	0	2	0	0	0
Joe, Lorenzo	2	0	0	2	0	0	0	0
Jones, Brandon	2	0	0	0	2	0	0	0
Bluiett, Caleb	1	0	0	0	1	0	0	0
Freeman, Edwin	1	0	0	0	0	0	1	0
Haines, Dylan	1	0	0	0	0	0	1	0
TOTAL	151	22	49	64	29	7	2	0

## 20 YARD PLAYS (54)

## PLAYS OF 20 YARDS OR MORE

YDS	TYPE	NAME(S)	OPP
*80	Pass	Duvernay, Devin from Buechele, Shane	Kansas State
*75	Pass	Duvernay, Devin from Buechele, Shane	Iowa State
*72	Pass	Burt, John from Buechele, Shane	Notre Dame
68	Pass	Heard, Jerrod from Buechele, Shane	Notre Dame
*63	Pass	Duvernay, Devin from Buechele, Shane	Oklahoma
61	Rush	Foreman, D'Onta	Oklahoma State
61	Pass	Joe, Lorenzo from Buechele, Shane	Baylor
51	Pass	Foreman, Armanti from Buechele, Shane	Baylor
49	Pass	Leonard, Dorian from Buechele, Shane	Oklahoma State
*47	Rush	Foreman, D'Onta	California
*46	Pass	Leonard, Dorian from Buechele, Shane	UTEP
46	Rush	Warren III, Chris	Oklahoma State
*45	Pass	Leonard, Dorian from Buechele, Shane	Oklahoma
*41	Pass	Warrick, Jacorey from Buechele, Shane	California
*40	Pass	Foreman, Armanti from Buechele, Shane	Baylor
40	Rush	Foreman, D'Onta	Baylor
40	Pass	Johnson, Collin from Buechele, Shane	Baylor
*39	Pass	Beck, Andrew from Buechele, Shane	Oklahoma State
38	INT	Haines, Dylan	Oklahoma
38	Pass	Foreman, Armanti from Buechele, Shane	Baylor
*37	Pass	Heard, Jerrod from Buechele, Shane	Iowa State
*37	Rush	Foreman, D'Onta	Baylor
34	Pass	Foreman, Armanti from Swoopes, Tyrone	California
33	KR	Foreman, Armanti	Oklahoma
33	INT	Freeman, Edwin	Kansas State
32	Rush	Foreman, D'Onta	Baylor
30	KR	Warrick, Jacorey	Baylor
*29	Pass	Heard, Jerrod from Buechele, Shane	UTEP
28	Rush	Foreman, D'Onta	Oklahoma
28	Rush	Foreman, D'Onta	California
28	KR	Duvernay, Devin	California
25	Rush	Warren III, Chris	California
25	KR	Duvernay, Devin	California
25	KR	Duvernay, Devin	Oklahoma State
24	KR	Duvernay, Devin	Oklahoma State
23	KR	Duvernay, Devin	California
23	KR	Jones, Brandon	Baylor
23	Pass	Oliver, Jake from Buechele, Shane	Kansas State
*22	Rush	Foreman, D'Onta	Oklahoma State
22	PR	Foreman, Armanti	Iowa State
22	KR	Foreman, Armanti	Oklahoma
*22	Rush	Foreman, D'Onta	Oklahoma
21	KR	Jones, Brandon	Oklahoma
21	Pass	Heard, Jerrod from Buechele, Shane	Oklahoma State
21	Pass	Warrick, Jacorey from Buechele, Shane	UTEP
21	Pass	Foreman, D'Onta from Buechele, Shane	Oklahoma State
21	Pass	Oliver, Jake from Buechele, Shane	Notre Dame
20	KR	Duvernay, Devin	California
20	KR	Duvernay, Devin	Oklahoma State
20	Pass	Warrick, Jacorey from Buechele, Shane	Notre Dame
20	KR	Duvernay, Devin	Oklahoma State
20	PR	Warrick, Jacorey	Notre Dame
20	Pass	Foreman, D'Onta from Buechele, Shane	Kansas State
20	Rush	Warren III, Chris	California

\* touchdown scored on play

## LONGEST PLAYS

## RUSHING (62)

Foreman, D'Onta at Oklahoma State (10/1/2016)

## RUSHING TOUCHDOWN (62)

Foreman, D'Onta at Oklahoma State (10/1/2016)

## PASSING (80)

Duvernay, Devin from Buechele, Shane at Kansas State (10/22/2016)

## PASSING TOUCHDOWN (80)

Duvernay, Devin from Buechele, Shane at Kansas State (10/22/2016)

## PUNT RETURN (22)

Foreman, Armanti vs. Iowa State (10/15/2016)

## KICK RETURN (33)

Foreman, Armanti vs. Oklahoma (10/8/2016)

## INTERCEPTION RETURN (38)

Haines, Dylan vs. Oklahoma (10/8/2016)

## FUMBLE RETURN

None

## PUNT (64)

Dickson, Michael vs Notre Dame (9/4/2016)

## FIELD GOAL (43)

Domingue, Trent vs UTEP (9/10/2016)


## LONG PLAYS BY THE NUMBERS

YARDS	NO.	TD
100+	0	0
90-99	0	0
80-89	1	1
70-79	2	2
60-69	4	2
50-59	1	0
40-49	9	5
30-39	10	3
20-29	27	3

## LONG PLAYS BY THE TYPE

TYPE	NO.	TD
Rushing	49	9
Passing	64	13
Punt returns	7	0
Kick returns	29	0
Interceptions	2	0
Fumble returns	0	0
Other	0	0
TOTAL	151	22





## 2016 SCORING DRIVES

TIME	PLAYS-YARDS	RESULT	SCORING PLAY	OPPONENT
0:07	1-37	Touchdown	37-yard run D. Foreman	Baylor (10/29/16)
0:09	1-47	Touchdown	47-yard run D. Foreman	at California (9/17/16)
0:20	2-90	Touchdown	80-yard pass Buechele to D. Duvernay	at Kansas State (10/22/16)
0:25	2-54	Touchdown	46-yard pass Buechele to Leonard	UTEP (9/10/16)
0:31	2-75	Touchdown	72-yard pass Buechele to Burt	Notre Dame (9/4/16)
0:37	3-60	Touchdown	29-yard pass Buechele to Heard	UTEP (9/10/16)
0:51	5-69	Touchdown	22-yard run D. Foreman	vs. Oklahoma (10/8/16)
1:03	4-75	Touchdown	62-yard run D. Foreman	at Oklahoma State (10/1/16)
1:04	4-87	Touchdown	75-yard pass Buechele to D. Duvernay	Iowa State (10/15/16)
1:05	5-12	Field Goal	38 yards Domingue	at California (9/17/16)
1:13	5-79	Touchdown	63-yard pass Buechele to Duvernay	vs. Oklahoma (10/8/16)
1:19	6-67	Touchdown	10-yard pass Buechele to A. Foreman	vs. Oklahoma (10/8/16)
1:22	4-(-3)	Field Goal	33 yards Domingue	vs. Oklahoma (10/8/16)
1:29	6-86	Touchdown	4-yard run D. Foreman	at California (9/17/16)
1:31	12-44	Field Goals	21 yards Domingue	Iowa State (10/15/16)
1:33	6-84	Touchdown	2-yard run Swoopes	at Oklahoma State (10/1/16)
1:37	4-1	Field Goal	22 yards Domingue	UTEP (9/10/16)
1:44	6-79	Touchdown	7-yard pass Buechele to Beck	Baylor (10/29/16)
1:54	8-80	Touchdown	41-yard pass Buechele to Warrick	at California (9/17/16)
2:00	8-68	Touchdown	19-yard run D. Foreman	Notre Dame (9/4/16)
2:01	6-66	Touchdown	9-yard run D. Foreman	Baylor (10/29/16)
2:02	5-75	Touchdown	39-yard pass Buechele to Beck	at Oklahoma State (10/1/16)
2:04	7-64	Touchdown	12-yard run Warren III	at California (9/17/16)
2:05	7-70	Touchdown	7-yard Buechele to Heard	UTEP (9/10/16)
2:06	6-75	Touchdown	45-yard pass Buechele to Leonard	vs. Oklahoma (10/8/16)
2:07	7-57	Touchdown	6-yard pass Buechele to Leonard	at Kansas State (10/22/16)
2:07	8-75	Touchdown	37-yard pass Buechele to Heard	Iowa State (10/15/16)
2:12	9-60	Touchdown	8-yard pass Buechele to Warrick	UTEP (9/10/16)
2:22	8-66	Touchdown	1-yard run D. Foreman	vs. Oklahoma (10/8/16)
2:24	7-58	Field Goal	39 yards Domingue	Baylor (10/29/16)
2:28	7-80	Touchdown	1-yard run Swoopes	Notre Dame (9/4/16)
2:30	8-88	Touchdown	40-yard pass Buechele to A. Foreman	Baylor (10/29/16)
2:30	8-73	Touchdown	22-yard run D. Foreman	at Oklahoma State (10/1/16)
2:47	7-67	Field Goal	25 yards Domingue	Baylor (10/29/16)
2:58	11-75	Touchdown	19-yard pass Buechele to A. Foreman	Notre Dame (9/4/16)
3:01	8-54	Field Goal	25 yards Domingue	Notre Dame (9/4/16)
3:10	13-84	Touchdown	4-yard run Warren III	at California (9/17/16)
3:30	12-52	Touchdown	1-yard run Warren III	UTEP (9/10/16)
3:46	11-49	Field Goal	43 yards Domingue	UTEP (9/10/16)
3:59	12-75	Touchdown	8-yard run Swoopes	at Kansas State (10/22/16)
4:02	18-64	Field Goal	28 yards Domingue	vs. Oklahoma (10/8/16)
4:17	13-96	Touchdown	D. Foreman	Iowa State (10/15/16)
4:37	14-81	Touchdown	12-yard run Swoopes	at Oklahoma State (10/1/16)
5:10	12-59	Field Goal	35 yards Domingue	at California (9/17/16)
5:13	16-88	Touchdown	1-yard run Buechele	Notre Dame (9/4/16)
OT	4-25	Touchdown	3-yard run Swoopes	Notre Dame (9/4/16)
OT	5-25	Touchdown	6-yard run Swoopes	Notre Dame (9/4/16)

## PLAYS PER GAME

## TEXAS 2016

UT plays	Opponent	Total Plays
86	Notre Dame	162
75	UTEP	136
90	at California	170
83	at Oklahoma State	154
82	vs. Oklahoma	168
85	Iowa State	162
62	at Kansas State	140
72	Baylor	168
	at Texas Tech	
	West Virginia	
	at Kansas	
	TCU	

## TEXAS 2015

UT plays	Opponent	Total Plays
52	at Notre Dame	127
38	Rice	134
83	California	151
50	Oklahoma State	132
79	at TCU	159
70	vs. Oklahoma	135
69	Kansas State	130
54	at Iowa State	146
70	Kansas	133
73	at West Virginia	136
71	Texas Tech	161
63	at Baylor	157

## TEXAS RECORD

UT plays	Opponent	Total Plays
101	Houston (1987)	161

## NCAA FBS RECORD


Plays	Matchup	Date
115	Northwestern vs. Auburn	1/1/2010

## 2016 SCORING DRIVES BY TIME

Value	Time	TD/FG
7	Less than 1:00	7/0
12	1:00-1:59	8/4
16	2:00-2:59	14/2
5	3:00-3:59	3/2
3	4:00-4:59	2/1
2	More than 5:00	1/1

## 2016 SCORING DRIVES BY YARDS

Value	Yards	TD/FG
2	Less than 10	0/2
1	10-19	0/1
0	20-29	0/0
1	30-39	1/0
3	40-49	1/2
6	50-59	3/3
10	60-69	8/2
11	70-79	11/0
9	80-89	9/0
2	90+	2/0



## SCORING

SCORING	TD	FGS	KICK	PAT RUSH	PAT RCV	PAT PASS	PAT DXP	SAF	POINTS
Domingue, Trent	0	11-15	29-33	0-0	0	0-0	0	0	62
Foreman, D'Onta	10	0-0	0-0	0-0	0	0-0	0	0	60
Swoopes, Tyrone	6	0-0	0-0	0-2	0	0-0	0	0	36
Foreman, Armanti	3	0-0	0-0	0-0	0	0-0	0	0	18
Duvernay, Devin	3	0-0	0-0	0-0	0	0-0	0	0	18
Heard, Jerrod	3	0-0	0-0	0-0	0	0-0	0	0	18
Leonard, Dorian	3	0-0	0-0	0-0	0	0-0	0	0	18
Warren III, Chris	3	0-0	0-0	0-0	0	0-0	0	0	18
Warrick, Jacorey	2	0-0	0-0	0-0	0	0-0	0	0	12
Beck, Andrew	2	0-0	0-0	0-0	0	0-0	0	0	12
Burt, John	1	0-0	0-0	0-0	0	0-0	0	0	6
Buechele, Shane	1	0-0	0-0	0-0	0	0-1	0	0	6
TEAM	0	0-0	0-0	0-0	0	0-0	0	1	2
Jones, Brandon	0	0-0	0-0	0-0	0	0-0	0	1	2
Total	37	11-15	29-33	0-2	0	0-1	0	2	288
Opponents	33	9-12	31-32	1-1	0	0-0	2	0	262

## FIELD GOAL ACCURACY

NAME	G	10-19	20-29	30-39	40-49	50-59	60+	TOTAL	PCT	LONG
Domingue, Trent	7	0-0	6-6	4-5	1-3	0-1	0-0	11-15	.733	43/UTEP
<b>Total</b>	<b>7</b>	<b>0-0</b>	<b>6-6</b>	<b>4-5</b>	<b>1-3</b>	<b>0-1</b>	<b>0-0</b>	<b>11-15</b>	<b>.733</b>	<b>43/UTEP</b>
Opponents	7	0-0	5-5	4-5	0-1	0-1	0-0	9-12	.750	39

## TEXAS IN THE RED ZONE

Possessions	35
Total scores	30
Percentage	85.7%
Points Scored	170
Touchdowns (rush/pass)	21 (15/6)
Field goals	9
Missed field goals	2
Turnovers	2
On downs	0
Clock	1

## OPPONENTS IN THE RED ZONE

Possessions	32
Total scores	27
Percentage	84.4%
Points Scored	153
Touchdowns (rush/pass)	18 (11/7)
Field goals	9
Missed field goals	1
Turnovers	3
On downs	0
Clock	1

## TEXAS NON-OFFENSIVE TOUCHDOWNS

YDS	PLAY	PLAYER	OPPONENT
NONE			

## POINTS OFF TURNOVER

OPPONENT	UT TOs	OPP POINTS	OPP TOs	UT POINTS
NOTRE DAME	1	7	0	0
UTEP	1	0	1	0
at California	2	14	0	0
at Oklahoma State	1	6	0	0
vs. Oklahoma	2	14	4	3
IOWA STATE	2	3	1	0
at Kansas State	0	0	3	0
BAYLOR	2	0	2	7
at Texas Tech				
WEST VIRGINIA				
at Kansas				
TCU				
<b>TOTALS</b>	<b>11</b>	<b>44</b>	<b>11</b>	<b>10</b>



## INDIVIDUAL SINGLE-GAME SUPERLATIVES

CATEGORY	NO.	TEXAS
Rushes	32	Foreman, D'Onta vs Baylor (Oct 29, 2016)
Yards Rushing	250	Foreman, D'Onta vs Baylor (Oct 29, 2016)
TD Rushes	3	Swoopes, Tyrone vs Notre Dame (Sep 04, 2016)
Long Rush	62	Foreman, D'Onta at Oklahoma State (Oct 1, 2016)
Pass attempts	38	Buechele, Shane vs Iowa State (Oct 15, 2016)
Pass completions	26	Buechele, Shane vs Iowa State (Oct 15, 2016)
Yards Passing	296	Buechele, Shane vs Iowa State (Oct 15, 2016)
TD Passes	4	Buechele, Shane vs UTEP (Sep 10, 2016)
Long Pass	80	Buechele, Shane at Kansas State (Oct 22, 2016)
Receptions	7	Warrick, Jacorey vs UTEP (Sep 10, 2016)
Yards Receiving	142	Foreman, Armanti vs Baylor (Oct 29, 2016)
TD Receptions	2	Heard, Jerrod vs UTEP (Sep 10, 2016)
Long Reception	80	Duvernay, Devin at Kansas State (Oct 22, 2016)
Field Goals	2	Domingue, Trent (Five Times)
Long Field Goal	43	Domingue, Trent vs UTEP (Sep 10, 2016)
Punts	6	Dickson, Michael (Three Times)
Punting Avg	55.0	Dickson, Michael vs Notre Dame (Sep 04, 2016)
Long Punt	64	Dickson, Michael vs Notre Dame (Sep 04, 2016)
Punts inside 20	4	Dickson, Michael vs Oklahoma (Oct 08, 2016)
Long Punt Return	22	Foreman, Armanti vs Iowa State (Oct 15, 2016)
Long Kickoff Return	33	Foreman, Armanti vs Oklahoma (Oct 08, 2016)
Tackles	13	Wheeler, Anthony vs Oklahoma (Oct 08, 2016)
Sacks	2.5	Hughes, Naashon vs Iowa State (Oct 15, 2016)
Tackles For Loss	2.5	(Four Times)
Interceptions	2	Haines, Dylan vs Oklahoma (Oct 08, 2016)

CATEGORY	NO.	OPPONENT
Rushes	35	Perine, Samaje, vs Oklahoma (Oct 08, 2016)
Yards Rushing	214	Perine, Samaje, vs Oklahoma (Oct 08, 2016)
TD Rushes	2	Three times
Long Rush	54	Two times
Pass attempts	40	Webb, Davis, at California (Sep 17, 2016)
Pass completions	27	Webb, Davis, at California (Sep 17, 2016)
Yards Passing	396	Webb, Davis, at California (Sep 17, 2016)
TD Passes	5	KIZER, vs Notre Dame (Sep 04, 2016)
Long Pass	71	Mayfield, Baker, vs Oklahoma (Oct 08, 2016)
Receptions	12	Hansen, Chad, at California (Sep 17, 2016)
Yards Receiving	232	Westbrook, Dede, vs Oklahoma (Oct 08, 2016)
TD Receptions	3	Westbrook, Dede, vs Oklahoma (Oct 08, 2016)
Long Reception	71	Westbrook, Dede, vs Oklahoma (Oct 08, 2016)
Field Goals	2	Three times
Long Field Goal	39	Three times
Punts	10	LUNA, Alan, vs UTEP (Sep 10, 2016)
Punting Avg	48.2	Klumph, Dylan, at California (Sep 17, 2016)
Long Punt	64	Klumph, Dylan, at California (Sep 17, 2016)
Punts inside 20	2	Five times
Long Punt Return	40	SANDERS, vs Notre Dame (Sep 04, 2016)
Long Kickoff Return	47	Nwangwu, Kene, vs Iowa State (Oct 15, 2016)
Tackles	13	Two times
Sacks	2.0	Two times
Tackles For Loss	3.0	Willis, Jordan, at Kansas State (Oct 22, 2016)
Interceptions	1	Seven times

## TEAM SINGLE-GAME SUPERLATIVES

CATEGORY	NO.	TEXAS
Rushes	59	vs Notre Dame (Sep 04, 2016)
Yards Rushing	329	at Oklahoma State (Oct 1, 2016)
Yards Per Rush	6.7	at Oklahoma State (Oct 1, 2016)
TD Rushes	5	vs Notre Dame (Sep 04, 2016)
Pass attempts	39	at California (Sep 17, 2016)
Pass completions	26	vs Iowa State (Oct 15, 2016)
Yards Passing	296	vs Iowa State (Oct 15, 2016)
Yards Per Pass	13.9	vs Baylor (Oct 29, 2016)
TD Passes	4	vs UTEP (Sep 10, 2016)
Total Plays	90	at California (Sep 17, 2016)
Total Offense	568	Two Times
Yards Per Play	7.6	vs Baylor (Oct 29, 2016)
Points	50	vs Notre Dame (Sep 04, 2016)
Sacks By	8	vs Iowa State (Oct 15, 2016)
First Downs	34	at California (Sep 17, 2016)
Penalties	11	vs Notre Dame (Sep 04, 2016)
Penalty Yards	115	vs UTEP (Sep 10, 2016)
Turnovers	2	Four Times
Interceptions By	2	vs Oklahoma (Oct 08, 2016)
Punts	7	vs Baylor (Oct 29, 2016)
Punting Avg	55.0	vs Notre Dame (Sep 04, 2016)
Long Punt	64	vs Notre Dame (Sep 04, 2016)
Punts inside 20	4	vs Oklahoma (Oct 08, 2016)
Long Punt Return	22	vs Iowa State (Oct 15, 2016)

CATEGORY	NO.	OPPONENT
Rushes	68	vs Baylor (Oct 29, 2016)
Yards Rushing	398	vs Baylor (Oct 29, 2016)
Yards Per Rush	5.9	vs Baylor (Oct 29, 2016)
TD Rushes	3	Three times
Pass attempts	40	at California (Sep 17, 2016)
Pass completions	27	at California (Sep 17, 2016)
Yards Passing	396	at California (Sep 17, 2016)
Yards Per Pass	14.0	at Oklahoma State (Oct 1, 2016)
TD Passes	5	vs Notre Dame (Sep 04, 2016)
Total Plays	96	vs Baylor (Oct 29, 2016)
Total Offense	672	vs Oklahoma (Oct 08, 2016)
Yards Per Play	7.8	at Oklahoma State (Oct 1, 2016)
Points	50	at California (Sep 17, 2016)
Sacks By	4	vs Oklahoma (Oct 08, 2016)
First Downs	31	vs Baylor (Oct 29, 2016)
Penalties	10	vs Baylor (Oct 29, 2016)
Penalty Yards	78	vs UTEP (Sep 10, 2016)
Turnovers	4	vs Oklahoma (Oct 08, 2016)
Interceptions By	2	at California (Sep 17, 2016)
Punts	11	vs UTEP (Sep 10, 2016)
Punting Avg	46.3	vs Iowa State (Oct 15, 2016)
Long Punt	64	at California (Sep 17, 2016)
Punts inside 20	2	Five times
Long Punt Return	40	vs Notre Dame (Sep 04, 2016)



# The Last Time...TEXAS

TEAM	LAST TIME	SPAN
Scored 50+	50-47, vs. Notre Dame 9/4/2016	7 games
Scored 60+	66-31, at Ole Miss, 9/15/2012	56 games
Scored 70+	70-3, vs. Colorado, 12/3/2005	139 games
Scored <10	7-50, at TCU, 10/3/2015	15 games
Scored <7	3-38, at Notre Dame, 9/5/2015	19 games
Was Shutout	0-24, at Iowa State, 10/31/2015	12 games
Was Shutout at Home	0-30, vs. Houston, 11/6/1976	228 home
Shutout Opponent	23-0, at Kansas, 9/27/2014	29 games
Shutout Opponent at Home	45-0, vs. New Mexico, 9/8/2012	32 home
Shutout Opponent on Road	23-0, at Kansas, 9/27/2014	14 road
Shutout a Conference Opponent	23-0, at Kansas, 9/27/2014	27 games
Shutout vs. Conference Opponent	0-24, at Iowa State, 10/31/2015	12 games
300+ yards rushing	329, at Oklahoma State, 10/1/2016	4 games
400+ yards rushing	403 yds, vs. Texas Tech, 11/26/2015	9 games
<100 yards rushing	60 yds, at Notre Dame, 9/5/2015	19 games
Negative net rushing	-7 net rushing yards, vs. Oklahoma, 10/07/2000	229 games
300+ passing yards	364 yds, vs. Cal, 9/19/2015	17 games
400+ passing yards	470 yds, vs. UCF, 11/7/2009	89 games
500+ total yards	548, vs. Baylor, 10/30/2016	LAST GAME
600+ total yards	650 yds, vs. Cal, 9/19/2015	17 games
<200 yards total offense	163 yds, at Notre Dame, 9/5/2015	19 games
<100 yards total offense	59 yds, vs. Arkansas, 12/29/2014	20 games
30+ first downs	34, at California, 9/17/2016	4 games
100+ yards in penalties	100 yds, vs. Iowa State, 10/15/2016	2 games
2+ fumbles lost	3 fumbles lost, at West Virginia, 11/14/2015	10 games
Scored a Safety	Holding penalty at 02, vs. Baylor, 10/29/2016	LAST GAME
Allowed a Safety	Snap through end zone on punt at TCU, 10/3/2015	15 games
Scored a 1-Point Safety	PAT blocked, vs. Texas A&M, 11/26/2004	151 games
Forced 5 or more turnovers	5 (3 INTS, 2 FUM Rec), vs. Rice, 9/12/2015	18 games
Committed 5 or more turnovers	5, at West Virginia, 11/14/2015	10 games
Intercepted 4 or more passes	4, at Kansas, 9/27/2014	29 games
Forced 2 or more fumbles	3, vs. Baylor, 10/29/16	LAST GAME
2+ Defensive TD's	34-yd fumble return by Hassan Ridgeway, 10/29/2016	16 games
	41-yd interception return by Holton Hill, Oklahoma State, 9/26/2015	
1+ Defensive & 1 Special Teams TD	85 yds punt return by Daje Johnson, 9/12/2015	18 games
	26 yds fumble return by Malik Jefferson, Rice, 9/12/2015	
4 TD's in game	Chris Warren, III. (91r, 21r, 23r, 8r) vs. Texas Tech, 11/26/2015	9 games

RUSHING	LAST TIME	SPAN
100+ yards rushing	124 yds, D'Onta Foreman at Kansas State 10/22/16	1 game
200+ yards rushing	252 yds, D'Onta Foreman vs. Baylor, 10/29/2016	LAST GAME
300+ yards rushing	350 yds, Ricky Williams vs. Iowa State, 10/3/1998	236 games
100+ yds rushing by 2 plyrs	Foreman (148)/Warren (106), at Ok. State, 10/1/2016	4 games
30+ carries	32 carries, D'Onta Foreman vs. Baylor, 10/29/2016	LAST GAME
Consecutive 100-yd games	D'Onta Foreman (9 straight)	LAST GAME
Consecutive 200-yd games	Hodges Mitchell, at Texas Tech and at Kansas, 2000	203 games
50-59 yd run	55 yds, David Ash vs. New Mexico State, 8/31/2013	45 games
60-69 yd run	62, D'Onta Foreman at Oklahoma State, 10/1/2016	4 games
70-79 yd run	84 yds, Daje Johnson vs. Baylor, 10/20/2012	52 games
80-89 yd run	81 yds, D'Onta Foreman vs. Oklahoma, 10/10/2015	14 games
90+ yd run	91 yds, Chris Warren, III., Texas Tech, 11/26/2015	9 games
3+ rushing TD's in a game	Tyrone Swoopes vs. Notre Dame 9/4/2016	7 games
4+ rushing TD's in a game	Chris Warren, III (91, 21, 23, 8) vs. Texas Tech, 11/26/2015	9 games

PASSING	LAST TIME	SPAN
300+ yds passing	364 yds, Jerrod Heard vs. Cal, 9/19/2015	16 games
400+ yds passing	470 yds, Colt McCoy vs. UCF, 11/7/2009	88 games
40+ pass attempts	44, Tyrone Swoopes vs. Oklahoma, 10/11/2014	26 games
50+ pass attempts	59, Garrett Gilbert at Kansas State, 11/6/2010	74 games
25+ completions	27, Tyrone Swoopes vs. Oklahoma, 10/11/2014	26 games
3 TD passes	by Shane Buechele vs. Oklahoma, 10/8/2016	2 games
4 TD passes	by Shane Buechele vs. UTEP, 9/10/2016	4 games

5 TD passes	by Colt McCoy (35, 1, 26, 40, 15) vs. Baylor, 11/8/2008	101 games
6 TD passes	by Colt McCoy (24, 16, 2, 19, 62, 50) vs. Baylor, 10/14/2006	130 games
Consecutive 300+ yd games	Colt McCoy, vs. Kansas(396)/at Texas A&M(304), 2009	86 games
50+ yd completion	51 yds, Shane Buechele to Armanti Foreman vs. Baylor, 10/29/16	LAST GAME
60+ yd completion	61 yds, Shane Buechele to Lorenzo Joe vs. Baylor, 10/29/16	LAST GAME
70+ yd completion	75 yds, Shane Buechele to Devin Duvernay vs. Iowa State, 10/22/16	2 games
80+ yd completion	80 yds, Shane Buechele to Devin Duvernay at K-State, 10/22/16	LAST GAME

RECEIVING	LAST TIME	SPAN
100+ yards receiving	142 yds, Armanti Foreman vs. Baylor 10/19/2016	LAST GAME
200+ yards receiving	273 yds, Jordan Shipley vs. UCF, 11/7/2009	89 games
100+ yds receiving by 2 plyrs	Mike Davis (114)/Jaxon Shipley (105) at BYU, 9/7/2013	44 games
15+ receptions	15 receptions, Jordan Shipley vs. Oklahoma State, 10/25/2008	105 games
Consecutive 100-yd games	Mike Davis, vs. Oklahoma State and vs. Texas Tech, 2012	48 games
50+ yd reception	51 yds, Armanti Foreman vs. Baylor, 10/29/16	LAST GAME
60+ yd reception	61 yds, Lorenzo Joe vs. Baylor, 10/29/16	LAST GAME
70+ yd reception	75 yds, Devin Duvernay vs. Iowa State, 10/22/16	2 games
80+ yd reception	80 yds Devin Duvernay at Kansas State, 10/22/16	1 game
90+ yd reception	97 yds, Wane McGarity vs. Oklahoma, 10/10/98	231 games
3+ receiving TD's in a game	3, Jaxon Shipley at Oklahoma State, 9/29/2012	55 games

SPECIAL TEAMS	LAST TIME	SPAN
50+ yd Field Goal	53 yds, Nick Rose at Baylor, 12/5/15	8 games
60+ yd Field Goal	60 yds, Russell Erxleben vs. Texas Tech, 10/29/1977	479 games
Made 3+ Field Goal	(23, 53, 37), Nick Rose at Baylor, 12/5/15	8 games
Made 7+ PAT's	7, Nick Rose vs. Kansas, 11/7/2015	10 games
60-yd Punt	64 yds, Michael Dickson vs. ND 9/4/2016	7 games
70-yd Punt	70 yds, Justin Tucker vs. Iowa State, 10/23/2010	77 games
Missed PAT	Trent Domingue at Oklahoma State, 10/1/2016	4 games
TD on Kickoff Return	D.J. Monroe (100 yds) at Oklahoma State; 9/29/2012	56 games
TD on Punt Return	Daje Johnson (85 yds) vs. Rice, 9/12/2015	18 games
2+ TD Kickoff Returns		NEVER
TD on Kickoff Return to start game	Greg Lott (88 yds) at Texas Tech, 9/24/1966	606 games
Consecutive Games with Special Teams TD		
	100 yd. KR, Fozzy Whittaker vs. Oklahoma, 10/8/2011	66 games
	and 100 yd. KR, Fozzy Whitaker vs. Oklahoma State, 10/15/2011	
Recovered On-Side Kick	Kevin Vaccaro, Kansas State, 10/24/2015	13 games
2-pt Conversion	2 yd. rush by Garrett Gilbert vs. Iowa State, 10/23/2010	80 games
Defensive 2-pt Conversion	vs. Oklahoma, 10/13/2012	54 games
Blocked PAT	Poona Ford, at Oklahoma State, 10/1/2016	4 games
Blocked FG	Naashon Hughes vs. ND 9/4/2016	7 games
TD on Blocked FG	Cedric Griffin (56 yds) vs. Tulane, 9/28/2002	184 games
Blocked Punt	Brandon Jones at California, 9/17/2016	5 games
TD on Blocked Punt	Josh Turner (34 yds) at Iowa State, 10/1/2011	67 games

DEFENSE	LAST TIME	SPAN
10+ Tackles	10, Malik Jefferson vs. Baylor, 10/29/2016	LAST GAME
15+ Tackles	15, Hassan Ridgeway vs. Rice, 9/12/2015	18 games
5+ Tackles for Loss	5 Alex Okafor vs. Oregon State, 12/29/2012	46 games
4+ Sacks	4.5, Alex Okafor vs. Oregon State, 12/29/2012	46 games
2+ Interceptions	2, Dylan Haines vs. Oklahoma, 10/8/2016	4 games
2+ Fumble Recoveries	2, Sam Acho vs. Louisiana Monroe, 9/5/2009	97 games
TD on Interception Return	Holton Hill (41 yds) vs. Oklahoma State, 9/26/2015	16 games
TD on Fumble Return	Hassan Ridgeway (34 yds) vs. Oklahoma State, 9/26/2015	16 games





# The Last Time...OPPONENT

TEAM	LAST TIME	SPAN
Scored 50+	43-50, at California, 9/17/2016	5 games
Scored 60+	21-63, vs. Oklahoma, 10/13/2012	53 games
Scored 70+	NEVER	NEVER
Scored <10	27-6, vs. Iowa State, 10/15/2016	2 games
Scored <7	27-6, vs. Iowa State, 10/15/2016	2 games
300+ yards team rushing	395 yds, at Baylor, 12/5/15	8 games
<100 yards team rushing	98 yds, vs. Iowa State, 10/15/2016	2 games
Negative net team rushing	-2 yds, vs. Kansas, 10/29/2011	65 games
300+ passing yards	390, vs Oklahoma, 10/8/2016	4 games
400+ passing yards	409 yds, vs. Oklahoma State, 11/13/2010	73 games
500+ total team yards	555, at Oklahoma State, 10/1/2016	2 game
600+ total team yards	624, vs. Baylor, 10/29/2016	LAST GAME
<200 yards total offense	192 yds, at Oklahoma State, 11/15/2014	22 games
<100 yards total offense	94 yds, vs. North Texas, 8/30/2014	33 games
30+ first downs	31, vs. Baylor, 10/29/2016	LAST GAME
100+ yards in penalties	102 yds, vs. Texas Tech, 11/28/2013	9 games
2+ fumbles lost	2 fumbles lost by Kansas State, 10/22/2016	1 game
Scored a Safety	Snap through end zone on punt, at TCU, 10/3/2015	15 games
Intercepted 4 or more passes	4, vs. TCU, 11/27/2014	21 games
2+ Non-Offensive TD's	1 FUM return (40 yds), 1 INT return (33 yds), TCU, 11/27/2014	21 games
3+ TD's total in a game (rush+rec)	by Dede Westbrook (3 rec.), 10/8/2016	3 games
4+ TD's total in a game (rush+rec)	by K. Turpin (13rec, 49rec, 50rec, 12rec), TCU, 10/3/2015	15 games


RUSHING	LAST TIME	SPAN
100+ yards rushing	180, Terrence Williams, vs. Baylor, 10/29/2016	LAST GAME
200+ yds rushing	214, Samaje Perine, vs. Oklahoma, 10/8/2016	3 games
300+ yds rushing	317 yds, Rashaan Salaam, Colorado, 10/1/1994	285 games
3+ TD's rushing	(30r, 2r, 1r) by Taysom Hill, BYU, 9/6/2014	30 games
30+ carries	35, Samaje Perine, vs. Oklahoma, 10/8/2016	3 games
50+ yd run	50, Seth Russell, vs. Baylor, 10/29/2016	LAST GAME
70+ yd run	74 yds, Khalfani Muhammad, California, 9/19/2015	16 games
80+ yd run	95 yds, Damien Williams, Oklahoma, 10/13/2012	52 games

PASSING	LAST TIME	SPAN
300+ passing yards	390, Baker Mayfield, vs. Oklahoma, 10/8/2016	3 games
400+ passing yards	409 yds, Brandon Weeden, Oklahoma State, 11/13/2010	74 games
3 TD passes	Baker Mayfield, Oklahoma, 10/8/2016	3 games
4 TD passes	Davis Webb, California, 9/17/2016	5 games
5 TD passes	Deshone Kizer, Notre Dame 9/4/2016	6 games
6 TD passes	(23, 15, 62, 5, 16, 25) by Kliff Kingsbury, Texas Tech, 11/16/2002	182 games
40+ pass attempts	40, Davis Webb, California, 9/17/2016	5 games
50+ pass attempts	55, Sam B. Richardson, Iowa State, 10/18/2014	26 games
25+ completions	27, Davis Webb, California, 9/17/2016	5 games
50+ yd completion	51, by Baker Mayfield, Oklahoma, 10/8/2016	3 games
60+ yd completion	65, Patrick Mahomes, Texas Tech, 11/26/2015	9 games
70+ yd completion	71, Baker Mayfield, Oklahoma, 10/8/2016	3 game
80+ yd completion	97, Sam B. Richardson, Iowa State, 10/3/2013	41 games

RECEIVING	LAST TIME	SPAN
100+ yds receiving	109 by Jalen McCleskey, at Oklahoma State, 10/1/2016	4 games
200+ yds receiving	232 yards, Dede Westbrook, Oklahoma, 10/8/2016	3 games
100+ yds receiving by 2 players	Ian Sadler (108) & Jakeem Grant (105), Texas Tech, 11/26/2015	9 games
3+ receiving TD's	3, by Dede Westbrook, Oklahoma, 10/8/2016	3 game
15+ receptions	16, Kevin White, West Virginia, 11/8/2014	23 games
50+ yd reception	51 by Dahu Green, Oklahoma, 10/8/2016	3 games
60+ yd reception	65, Jakeem Grant, Texas Tech, 11/26/2015	9 games
70+ yd reception	71, Dede Westbrook, Oklahoma, 10/8/2016	3 games
80+ yd reception	97, Quenton Bundrage, Iowa State, 10/3/2013	41 games

SPECIAL TEAMS	LAST TIME	SPAN
50+ yd FG	51 yds, Clayton Hatfield, Texas Tech, 11/26/2015	9 games
60+ yd FG	67, Steve Little, Arkansas, 10/15/1977	481 games
3+ FG's	(34, 41, 40) Ben Grogan, Oklahoma State, 9/26/2015	16 games
Made 7+ PAT's	7, Mike Hunnicutt, Oklahoma, 10/13/2012	53 games
60+ yd punt	64, Dylan Klymph, California, 9/17/2016	5 games
70+ yd punt	70 yds by Jeff Locke, UCLA, 9/17/2011	69 games
Missed PAT	Ben Grogan, at Oklahoma State, 10/1/2016	4 games
Returned Kickoff for TD	Alex Ross (91 yds), Oklahoma, 10/11/2014	28 games
Returned Punt for TD	Jeff Scott (73 yds), Ole Miss 9/14/2013	44 games
Returned Blocked Punt for TD	Ghaali Muhammad (6 yds), Wyoming, 9/12/2009	97 games
Returned Blocked FG for TD	62 yds, Terrell Burt, Baylor, 10/4/2014	28 games
2-pt Conversion	Chad Hansen rush, California, 9/17/2016	5 games
Defensive 2-pt Conversion	at Oklahoma State, 10/1/2016	5 games
Blocked PAT	at Oklahoma State, 10/1/2016	5 games
Blocked FG	vs. Baylor, 10/4/2014	28 games

DEFENSE	LAST TIME	SPAN
15+ Tackles	Will Smith (18), Texas Tech, 11/28/2013	35 games
5+ Tackles for Loss	Ndamukong Suh (7 for -22 yds), Nebraska, 12/5/2009	85 games
4+ Sacks	Ndamukong Suh (4.5 for -21 yds), Nebraska, 12/5/2009	85 games
2+ Fumble Recoveries	Ian Campbell (2), Kansas State, 11/11/2006	126 games
Returned Interception for TD	Josh Carraway (33 yds), TCU, 11/27/2014	22 games
Returned Fumble for TD	Jared Barber (42 yds), West Virginia, 11/14/2015	10 games
2+ Interceptions	2, Sam Carter, TCU, 11/27/2014	21 games



## GAME-BY-GAME CAPSULES

GAME	1ST DOWNS R-PS-PN	RUSHING ATT-YDS TD	PASSING C-ATT-INT YDS TD	TOTAL PLAYS-YDS	3RD DOWN CONV.	TIME OF POSSESSION
Texas	14-10-2	59-237 5	16-27-1 280 2	86-517	8/18	27:18
NOTRE DAME	10-11-1	46-206 1	17-30-0 238 5	76-444	7/16	32:42
Texas	11-10-2	47-171 1	23-28-0 245 4	75-416	3/12	26:01
UTEP	4-2-4	40-135 0	14-21-0 73 1	61-208	3/15	33:59
Texas	19-11-4	51-307 4	23-39-2 261 1	90-568	7/15	31:47
at California	4-19-1	40-111 3	27-40-0 396 4	80-507	7/15	28:13
Texas	16-8-2	50-329 4	21-33-1 239 1	83-568	7/17	29:22
at Oklahoma State	8-13-1	43-163 3	19-28-0 392 3	71-555	7/15	30:38
Texas	10-10-3	46-180 2	19-36-1 245 3	82-425	7/18	24:20
vs. Oklahoma	14-14-0	55-282 3	22-31-2 390 3	86-672	8/14	35:40
Texas	14-12-2	47-209 1	26-38-1 296 2	85-505	11/19	28:44
IOWA STATE	9-7-3	43-98 0	19-34-0 182 0	77-280	6/18	31:16
Texas	8-9-3	38-122 1	17-24-0 222 2	62-344	3/11	21:33
at Kansas State	18-4-5	51-234 2	20-27-1 171 1	78-405	5/13	38:27
Texas	11-8-0	51-257 2	12-21-1 291 2	72-548	7/17	27:05
BAYLOR	22-9-0	68-398 2	14-28-1 226 2	96-624	10/20	32:55

Texas  
at Texas Tech

Texas  
WEST VIRGINIA

Texas  
at Kansas

Texas  
TCU

## 2016 CENTURY CLUB

### RUSHING

100 yards (9)

250	D'Onta Foreman on 32 carries vs. Baylor (10/29/2016)
159	D'Onta Foreman on 25 carries vs. Oklahoma (10/8/2016)
157	D'Onta Foreman on 21 carries at California (9/17/16)
148	D'Onta Foreman on 17 carries at Oklahoma State (10/1/16)
136	D'Onta Foreman on 30 carries vs. Iowa State (10/15/16)
131	D'Onta Foreman on 24 carries vs. Notre Dame (9/4/16)
124	D'Onta Foreman on 24 carries at Kansas State (10/22/16)
119	Chris Warren III on 18 carries at California (9/17/16)
106	Chris Warren III on 10 carries at Oklahoma State (10/1/16)

## 2016 CENTURY CLUB

### RECEIVING

100 yards (2)

142	Armanti Foreman on 4 receptions vs. Baylor (10/29/2016)
111	John Burt on 6 receptions vs. Notre Dame (9/4/2016)



## QUARTERBACKS

## #7 Shane Buechele

OPPONENT	COMP-ATT-INT	YDS	TD	LONG
NOTRE DAME	16-26-1	280	2	72
UTEP	22-27-0	244	4	46
at California	19-33-1	196	1	41
at Oklahoma State	21-33-1	239	1	49
vs. Oklahoma	19-36-1	245	3	63
IOWA STATE	26-38-1	296	2	75
at Kansas State	17-24-0	222	2	80
BAYLOR	12-21-1	291	2	61

at Texas Tech  
WEST VIRGINIA  
at Kansas  
TCU

**TOTALS** 152-238-6 2,013 17 80

CAREER HIGHS

Pass attempts	38 vs. Iowa State (Fr.)
Pass completions	26 vs. Iowa State (Fr.)
Passing yards	296 vs. Iowa State (Fr.)
Passing TDs	4 vs. UTEP (Fr.)
Long	80 at Kansas State (Fr.)
Total Offense	329 vs. Iowa State (Fr.)

CAREER TOTALS

400-yard passing games	0
300-yard passing games	0
200-yard passing games	7
Multiple TD pass games	6
Record as a starter	4-4 (.500)

## RUSHING

OPPONENT	ATT-YDS-TD	LONG
NOTRE DAME	5-33-1	14
UTEP	11-34-0	10
at California	6-(-1)-0	8
at Oklahoma State	9-16-0	8
vs. Oklahoma	11-27-0	20
IOWA STATE	5-33-0	12
at Kansas State	9-(-3)-0	0
BAYLOR	7-(-18)-0	7

at Texas Tech  
WEST VIRGINIA  
at Kansas  
TCU

**TOTALS** 63-121-1 20

CAREER HIGHS

Rushing attempts	11 vs. UTEP; Oklahoma (Fr.)
Rushing yards	34 vs. UTEP (Fr.)
Long	20 vs. Oklahoma (Fr.)
Rushing TDs	1, vs. ND (Fr.)
100-yard rushing games	0

## #18 Tyrone Swoopes

OPPONENT	COMP-ATT-INT	YDS	TD	LONG
NOTRE DAME	0-1-0	0	0	0
UTEP	1-1-0	1	0	0
at California	4-6-1	65	0	34
at Oklahoma State	0-0-0	0	0	0
vs. Oklahoma	0-0-0	0	0	0
IOWA STATE	0-0-0	0	0	0
at Kansas State	0-0-0	0	0	0
BAYLOR	0-0-0	0	0	0

at Texas Tech  
WEST VIRGINIA  
at Kansas  
TCU

**TOTALS** 5-8-1 66 0 34

CAREER HIGHS

Pass attempts	44, vs. Oklahoma (So.)
Pass completions	27, vs. Oklahoma (So.)
Passing yards	334, vs. Oklahoma (So.)
Passing TDs	2, Four Times
Long	73, vs. TCU (So.)
Total Offense	416, vs. Iowa State (So.)

CAREER TOTALS

400-yard passing games	0
300-yard passing games	3
200-yard passing games	6
Multiple TD pass games	0
Record as a starter	6-8 (.429)

## RUSHING

OPPONENT	ATT-YDS-TD	LONG
NOTRE DAME	13-53-3	14
UTEP	2-3-0	2
at California	6-32-0	9
at Oklahoma State	6-24-2	12
vs. Oklahoma	4-7-0	4
IOWA STATE	4-5-0	4
at Kansas State	2-11-1	9
BAYLOR	7-7-0	9

at Texas Tech  
WEST VIRGINIA  
at Kansas  
TCU

**TOTALS** 44-142-6 14

CAREER HIGHS

Rushing attempts	15, Two Times
Rushing yards	98, vs. Texas Tech (Jr.)
Long	46, vs. Texas Tech (Jr.)
Rushing TDs	4, vs. Kansas (Jr.)
100-yard rushing games	0



## RUNNING BACKS

## #33 D'Onta Foreman

OPPONENT	RUSHING		RECEIVING	
	ATT-YDS-TD	LONG	REC-YDS-TD	LONG
NOTRE DAME	24-131-1	19	0-0-0	0
UTEP		DNP		
at California	21-157-2	47	0-0-0	0
at Oklahoma State	17-148-2	62	1-21-0	21
vs. Oklahoma	25-159-2	28	0-0-0	0
IOWA STATE	30-136-1	18	1-3-0	3
at Kansas State	24-124-0	16	1-20-0	20
BAYLOR	32-250-2	40	0-0-0	0
at Texas Tech				
WEST VIRGINIA				
at Kansas				
TCU				

**TOTALS** 173-1,105-10 62 3-44-0 21

CAREER HIGHS

Rushing attempts	32 vs. Baylor (Jr.)
Rushing yards	250 vs. Baylor (Jr.)
Long	93, vs. Kansas (So.)
Rushing TDs	2, Five Times
100-yard games	11
Receptions	2, Two Times
Receiving yards	32, at TCU (So.)
Long	22, at TCU (So.)
Receiving TDs	N/A
All-purpose yards	250 vs. Baylor (Jr.)

## #25 Chris Warren III

OPPONENT	RUSHING		RECEIVING	
	ATT-YDS-TD	LONG	REC-YDS-TD	LONG
NOTRE DAME	14-46-0	11	0-0-0	0
UTEP	20-95-1	14	0-0-0	0
at California	18-119-2	25	0-0-0	0
at Oklahoma State	10-106-0	46	0-0-0	0
vs. Oklahoma		DNP		
IOWA STATE		DNP		
at Kansas State		DNP		
BAYLOR		DNP		
at Texas Tech				
WEST VIRGINIA				
at Kansas				
TCU				

**TOTALS** 62-366-3 46 0-0-0 0

CAREER HIGHS

Rushing attempts	28, at Baylor (Fr.)
Rushing yards	276, vs. Texas Tech (Fr.)
Long	91 yards, vs. Texas Tech (Fr.)
Rushing TDs	4, vs. Texas Tech (Fr.)
100-yard games	4 (Last: 106 at Oklahoma State, So.)
Receptions	2, Two Times
Receiving yards	12, vs. Texas Tech (Fr.)
Long	9, vs. Texas Tech (Fr.)
Receiving TDs	N/A
All-purpose yards	288, vs. Texas Tech (Fr.)

## #21 Kyle Porter

OPPONENT	RUSHING		RECEIVING	
	ATT-YDS-TD	LONG	REC-YDS-TD	LONG
NOTRE DAME	0-0-0	0	0-0-0	0
UTEP	8-33-0	16	0-0-0	0
at California		DNP		
at Oklahoma State	7-29-0	17	1-2-0	2
vs. Oklahoma	6-16-0	5	0-0-0	0
IOWA STATE	7-37-0	14	1-8-0	8
at Kansas State	1-1-0	1	0-0-0	0
BAYLOR	4-19-0	10	0-0-0	0
at Texas Tech				
WEST VIRGINIA				
at Kansas				
TCU				

**TOTALS** 33-145-0 17 2-10-0 2

CAREER HIGHS

Rushing attempts	8 vs. UTEP (Fr.)
Rushing yards	37 vs. Iowa State (Fr.)
Long	17 at OSU (Fr.)
Rushing TDs	N/A
100-yard games	N/A
Receptions	1 at OSU; vs. Iowa State (Fr.)
Receiving yards	8 vs. Iowa State (Fr.)
Long	8 vs. Iowa State (Fr.)
Receiving TDs	N/A
All-purpose yards	37 vs. Iowa State (Fr.)

## #41 Tristian Houston

OPPONENT	RUSHING		RECEIVING	
	ATT-YDS-TD	LONG	REC-YDS-TD	LONG
NOTRE DAME		DNP		
UTEP	3-3-0	3		
at California		DNP		
at Oklahoma State		DNP		
vs. Oklahoma		DNP		
IOWA STATE		DNP		
at Kansas State		DNP		
BAYLOR				
at Texas Tech				
WEST VIRGINIA				
at Kansas				
TCU				

**TOTALS** 3-3-0 3 0-0-0 0

CAREER HIGHS

Rushing attempts	3 vs. UTEP (Fr.)
Rushing yards	3 vs. UTEP (Fr.)
Long	3 vs. UTEP (Fr.)
Rushing TDs	N/A
100-yard games	N/A
Receptions	N/A
Receiving yards	N/A
Long	N/A
Receiving TDs	N/A
All-purpose yards	3 vs. UTEP (Fr.)





## RECEIVING

## #1 John Burt, WR

OPPONENT	REC-YDS-TD	LONG
NOTRE DAME	6-111-1	72
UTEP	2-28-0	17
at California	4-36-0	18
at Oklahoma State	2-16-0	9
vs. Oklahoma	2-6-0	5
IOWA STATE		DNP
at Kansas State	0-0-0	0
BAYLOR	0-0-0	0
at Texas Tech		
WEST VIRGINIA		
at Kansas		
TCU		

**TOTALS** 16-197-1 72

CAREER HIGHS

Receptions	6, ND (So.)
Yards	113, vs. Kansas (Fr.)
Long	84t, vs. Kansas (Fr.)
TDs	1, Three Times
100-yard games	2 (Last: 111 vs. Notre Dame, So.)

## #2 Devin Duvernay, WR

OPPONENT	REC-YDS-TD	LONG
NOTRE DAME	0-0-0	0
UTEP	0-0-0	0
at California	1-10-0	10
at Oklahoma State	1-6-0	6
vs. Oklahoma	3-81-1	63
IOWA STATE	4-96-1	75
at Kansas State	1-80-1	80
BAYLOR	1-2-0	2
at Texas Tech		
WEST VIRGINIA		
at Kansas		
TCU		

**TOTALS** 11-275-3 80

CAREER HIGHS

Receptions	4 vs. Iowa State (Fr.)
Yards	96 vs. Iowa State (Fr.)
Long	80 at Kansas State (Fr.)
TDs	1, Three Times (Fr.)
100-yard games (0)	N/A

## #3 Armanti Foreman, WR

OPPONENT	REC-YDS-TD	LONG
NOTRE DAME	3-25-1	19
UTEP	3-23-0	9
at California	4-72-0	34
at Oklahoma State	3-19-0	7
vs. Oklahoma	5-28-1	10
IOWA STATE	3-23-0	9
at Kansas State	2-17-0	10
BAYLOR	4-142-1	51
at Texas Tech		
WEST VIRGINIA		
at Kansas		
TCU		

**TOTALS** 27-349-3 51

CAREER HIGHS

Receptions	5 vs. Oklahoma (Jr.)
Yards	142 vs. Baylor (Jr.)
Long	73t, vs. TCU (Fr.)
TDs	1, Five Times
100-yard games (0)	1

## #13 Jerrod Heard, WR

OPPONENT	REC-YDS-TD	LONG
NOTRE DAME	2-73-0	68
UTEP	6-46-2	29
at California	2-10-0	11
at Oklahoma State	4-37-0	13
vs. Oklahoma	1-9-0	9
IOWA STATE	2-45-1	37
at Kansas State	1-7-0	7
BAYLOR		DNP
at Texas Tech		
WEST VIRGINIA		
at Kansas		
TCU		

**TOTALS** 18-227-3 68

CAREER HIGHS

Receptions	6 vs. UTEP (So.)
Yards	73, vs. ND (So.)
Long	68, vs. ND (So.)
TDs	2 vs. UTEP (So.)
100-yard games (0)	N/A

## #5 Lorenzo Joe, WR

OPPONENT	REC-YDS-TD	LONG
NOTRE DAME		DNP
UTEP		DNP
at California	0-0-0	0
at Oklahoma State	1-(-1)-0	0
vs. Oklahoma	2-10-0	10
IOWA STATE	3-25-0	15
at Kansas State	1-7-0	7
BAYLOR	1-61-0	61
at Texas Tech		
WEST VIRGINIA		
at Kansas		
TCU		

**TOTALS** 8-102-0 61

CAREER HIGHS

Receptions	3 vs. Iowa State (Jr.)
Yards	61 vs. Baylor (Jr.)
Long	61 vs. Baylor (Jr.)
TDs	1, at TCU (So.)
100-yard games (0)	N/A

## #9 Collin Johnson, WR

OPPONENT	REC-YDS-TD	LONG
NOTRE DAME	0-0-0	0
UTEP	1-6-0	6
at California	2-16-0	9
at Oklahoma State	0-0-0	0
vs. Oklahoma	3-44-0	19
IOWA STATE	2-21-0	12
at Kansas State	4-22-0	9
BAYLOR	1-40-0	40
at Texas Tech		
WEST VIRGINIA		
at Kansas		
TCU		

**TOTALS** 13-149-0 40

CAREER HIGHS

Receptions	4 at Kansas State (Fr.)
Yards	44 vs. Oklahoma (Fr.)
Long	40 vs. Baylor (Fr.)
TDs	N/A
100-yard games (0)	N/A

## #8 Dorian Leonard, WR

OPPONENT	REC-YDS-TD	LONG
NOTRE DAME	0-0-0	0
UTEP	2-52-1	46
at California	1-7-0	7
at Oklahoma State	2-55-0	49
vs. Oklahoma	1-45-1	45
IOWA STATE	5-47-0	16
at Kansas State	3-27-1	11
BAYLOR	0-0-0	0
at Texas Tech		
WEST VIRGINIA		
at Kansas		
TCU		

**TOTALS** 14-233-3 49

CAREER HIGHS

Receptions	5 vs. Iowa State (Jr.)
Yards	55 at OSU (Jr.)
Long	49 at OSU (Jr.)
TDs	1, Three Times (Jr.)
100-yard games (0)	N/A

## #6 Jake Oliver, WR

OPPONENT	REC-YDS-TD	LONG
NOTRE DAME	3-36-0	21
UTEP	1-10-0	10
at California	5-46-0	11
at Oklahoma State	4-37-0	13
vs. Oklahoma	1-13-0	13
IOWA STATE	3-21-0	8
at Kansas State	1-23-0	23
BAYLOR	2-18-0	13
at Texas Tech		
WEST VIRGINIA		
at Kansas		
TCU		

**TOTALS** 20-204-0 23

CAREER HIGHS

Receptions	5, at California (Jr.)
Yards	46, at California (Jr.)
Long	23 at Kansas State (Jr.)
TDs	N/A
100-yard games (0)	N/A

## #11 Jacorey Warrick, WR

OPPONENT	REC-YDS-TD	LONG
NOTRE DAME	2-35-0	20
UTEP	7-73-1	21
at California	4-64-1	41
at Oklahoma State		DNP
vs. Oklahoma	1-9-0	9
IOWA STATE	2-7-0	4
at Kansas State	3-19-0	10
BAYLOR	1-5-0	5
at Texas Tech		
WEST VIRGINIA		
at Kansas		
TCU		

**TOTALS** 20-212-2 41

CAREER HIGHS

Receptions	7 vs. UTEP (Sr.)
Yards	73 vs. UTEP (Sr.)
Long	41, at California (Sr.)
TDs	1 vs. UTEP; at California (Sr.)
100-yard games (0)	N/A



## DEFENSE

DEFENSIVE LEADERS	GP-GS	SOLO	AST	TOTAL	TFL/YDS	SACKS/YDS	INT-YDS	BRUP	QBH	FR-YDS	FF	KICK	SAF
Wheeler, Anthony	8-7	36	23	59	2.0-2	.	.	1	.	.	2	.	.
Jefferson, Malik	8-7	32	18	50	6.0-21	4.0-17	.	2	1	.	.	.	.
Hager, Breckyn	8-3	26	17	43	8.0-44	5.0-37	.	2	.	.	1	.	.
Ford, Poona	8-8	28	11	39	4.5-12	.	.	.	2	1-0	1	1	.
Nelson, Chris	8-6	22	16	38	6.0-20	1.5-7	.	.	1	.	1	.	.
Hall, Jason	8-7	23	14	37	3.5-16	2.0-13	.	2	.	.	.	.	.
Boyd, Kris	8-4	23	5	28	1.5-5	.	.	4	.	1-0	1	.	.
Boyette Jr., Paul	8-2	17	10	27	4.0-12	1.0-7	.	1	2	.	2	.	.
Bonney, John	8-3	20	3	23	0.5-1	.	.	3	1	.	.	.	.
Haines, Dylan	7-6	16	7	23	.	.	2-38	1	.	1-0	.	.	.
Omenihu, Charles	8-7	13	8	21	4.0-16	3.0-14	.	.	1	.	.	.	.
Freeman, Edwin	8-1	19	2	21	2.0-6	.	1-33	.	.	1-0	.	.	.
Roach, Malcolm	8-2	15	5	20	3.0-22	2.0-20	.	.	.	.	.	.	.
Elliott, DeShon	8-0	15	4	19	2.0-18	1.0-17	.	1	.	1-0	.	.	.
Locke III, P.J.	8-5	14	5	19	1.0-4	1.0-4	1-0	1	1	1-0	.	.	.
Hughes, Naashon	8-5	13	4	17	4.5-42	4.5-42	.	1	.	.	1	1	.
Hill, Holton	4-2	11	4	15	.	.	.	1	.	.	.	.	.
Vaccaro, Kevin	8-2	10	4	14	2.0-20	2.0-20	.	.	.	.	.	.	.
Cole, Timothy	8-1	8	5	13	1.0-4	1.0-4	.	1	.	.	.	.	.
McCulloch, Jeffrey	8-0	9	4	13	2.0-9	1.0-5	.	.	.	.	.	.	.
Cottrell, Bryce	6-1	9	3	12	3.0-9	2.0-8	.	.	.	.	.	.	.
Jones, Brandon	8-1	8	4	12	.	.	.	.	.	.	.	2	1
Davis, Davante	8-4	7	1	8	1.0-1	.	.	2	.	.	1	.	.
Evans, Sheroid	6-4	6	1	7	.	.	.	3	.	.	.	.	.
Elliott, Jordan	5-0	3	3	6	1.5-1	.	.	.	.	.	.	.	.
Davis, Antwuan	5-0	5	.	5	.	.	.	.	.	.	.	.	.
Oliver, Jake	8-2	3	1	4	.	.	.	.	.	.	.	.	.
Christmas, D'Andre	4-0	.	2	2	.	.	.	.	.	1-0	.	.	.
Becker, Mitchell	8-0	1	.	1	.	.	.	.	.	.	.	.	.
Buechele, Shane	8-8	1	.	1	.	.	.	.	.	.	.	.	.
Warren III, Chris	4-2	1	.	1	.	.	.	.	.	.	.	.	.
Leonard, Dorian	8-3	1	.	1	.	.	.	.	.	.	.	.	.
TEAM	6-0	1	.	1	.	.	.	.	.	.	.	.	1
Williams, Connor	7-7	1	.	1	.	.	.	.	.	.	.	.	.
Tseng, Johnny	1-0	1	.	1	.	.	.	.	.	.	.	.	.
Wilbon, Gerald	5-0	1	.	1	.	.	.	.	.	.	.	.	.
Perkins, Kent	6-6	1	.	1	.	.	.	.	.	.	.	.	.
Townsend, Cameron	6-0	1	.	1	.	.	.	.	.	.	.	.	.
Fowler, Erick	5-0	1	.	1	1.0-1	.	.	.	.	.	.	.	.
Dickson, Michael	8-0	1	.	1	.	.	.	.	.	.	.	.	.
Total	8-0	423	184	607	64-286	31-215	4-71	26	9	7-0	10	4	2
Opponents	8-0	407	226	633	42.0-159	17-100	7-98	23	12	4-0	6	4	.

GP - Games Played; SOLO - unassisted tackles; AST - assisted tackles; TOTAL - total tackles; TFLs - tackles for loss; Sacks - quarterback sacks;  
 QB-P - quarterback pressures; INT - interceptions; PBU - pass breakups; FF- forced fumbles; FR - fumble recoveries; BLK - blocked kicks; SAF - Safety

## SPECIAL TEAMS TACKLES

NAME	TT (SOLO)	NAME	TT (SOLO)
Jones, Brandon	8 (6)	Hager, Breckyn	2 (2)
McCulloch, Jeff	5 (4)	Vaccaro, Kevin	2 (2)
Elliott, DeShon	4 (4)	Dickson, Michael	1 (1)
Freeman, Edwin	4 (3)	Evans, Sheroid	1 (1)
Oliver, Jake	4 (3)	Hill, Holton	1 (1)
Bonney, John	2 (1)	Locke III, P.J.	1 (1)
Boyd, Kris	2 (2)	Becker, Mitchell	1 (1)
Davis, Antwuan	2 (2)		



## PLACE-KICKERS

## #17 Trent Domingue

OPPONENT	FG-FGA	PAT-A	POINTS	LONG
NOTRE DAME	1-1	5-6	8	25
UTEP	2-2	5-5	11	43
at California	2-4	5-5	11	38
at Oklahoma State	0-1	1-4	1	0
vs. Oklahoma	2-2	4-4	10	33
IOWA STATE	2-2	3-3	9	29
at Kansas State	0-1	3-3	3	0
BAYLOR	2-2	3-3	10	39
at Texas Tech				
WEST VIRGINIA				
at Kansas				
TCU				
<b>TOTALS</b>	<b>11-15</b>	<b>29-33</b>	<b>63</b>	<b>43</b>

## PUNTERS

## #13 Michael Dickson

OPPONENT	NO.	YDS	AVG.	LONG	TB	FC	50+	I20
NOTRE DAME	6	330	55.0	64	1	2	5	1
UTEP	5	252	50.4	57	1	1	3	2
at California	4	174	43.5	50	0	2	1	2
at Oklahoma State	5	226	45.2	51	0	3	2	3
vs. Oklahoma	6	269	44.8	50	0	4	1	4
IOWA STATE	4	186	46.5	51	2	0	1	1
at Kansas State	4	161	40.2	44	1	1	0	1
BAYLOR	6	316	52.7	63	2	1	5	3
at Texas Tech								
WEST VIRGINIA								
at Kansas								
TCU								
<b>TOTALS</b>	<b>40</b>	<b>1914</b>	<b>47.8</b>	<b>64</b>	<b>7</b>	<b>14</b>	<b>17</b>	<b>18</b>



## GAME-BY-GAME TACKLES (INDIVIDUAL)

TOTAL TACKLES	UA-A	TOT	ND	UTEP	CAL	OSU	OU	ISU	KSU	BAY
Wheeler, Anthon LB	36-23	59	3-2	4-3	6-5	5-3	6-7	3-0	3-0	6-3
Jefferson, Mali LB	32-18	50	7-1	3-3	2-3	2-2	2-5	2-2	6-0	8-2
Hager, Breckyn LB	26-17	43	3-2	3-4	3-2	5-1	3-3	5-1	2-0	2-4
Ford, Poona DL	28-11	39	3-2	3-3	1-1	2-1	4-2	4-0	7-1	4-1
Nelson, Chris DL	22-16	38	3-5	2-1	2-3	2-0	1-3	5-2	3-0	4-2
Hall, Jason DB	23-14	37	3-0	2-0	2-4	6-2	4-3	-	4-0	2-5
Boyd, Kris DB	23-5	28	-	2-1	1-0	3-0	6-3	3-0	3-0	5-1
Boyette Jr., Pa DL	17-10	27	4-1	1-2	2-3	-	4-2	1-0	5-0	0-2
Bonney, John DB	20-3	23	-	-	2-0	2-0	2-2	6-0	3-0	5-1
Haines, Dylan DB	16-7	23	-	DNP	1-4	4-0	1-1	1-0	3-1	6-1
Omenihu, Charle DL	13-8	21	4-1	1-0	0-1	2-0	0-5	3-0	1-1	2-0
Freeman, Edwin LB	19-2	21	3-0	2-0	2-0	0-1	1-0	2-0	5-0	4-1
Roach, Malcolm LB	15-5	20	-	2-2	3-0	3-0	4-2	-	2-1	1-0
Locke III, P.J. DB	14-5	19	4-0	2-0	2-2	0-1	2-2	2-0	1-0	1-0
Elliott, DeShon DB	15-4	19	2-1	4-1	-	-	2-1	4-0	3-0	0-1
Hughes, Naashon DE	13-4	17	2-0	0-1	1-1	1-0	2-0	3-1	-	4-1
Hill, Holton DB	11-4	15	4-1	DNP	3-2	DNP	3-1	DNP	DNP	1-0
Vaccaro, Kevin DB	10-4	14	3-0	4-0	0-1	1-1	-	2-1	-	0-1
McCulloch, Jeff LB	9-4	13	-	1-0	2-3	2-1	-	4-0	-	-
Cole, Timothy LB	8-5	13	-	2-0	0-2	2-2	-	1-0	1-0	2-1
Cottrell, Bryce DL	9-3	12	DNP	2-1	-	-	DNP	2-2	1-0	4-0
Jones, Brandon DB	8-4	12	1-0	1-0	0-1	1-0	2-2	2-0	-	1-1
Davis, Davante DB	7-1	8	1-0	1-0	2-0	2-0	0-1	1-0	-	-
Evans, Sheroid DB	6-1	7	1-0	-	2-0	2-1	DNP	1-0	-	DNP
Elliott, Jordan DL	3-3	6	-	1-1	DNP	-	1-1	1-1	DNP	DNP
Davis, Antwan DB	5-0	5	1-0	2-0	DNP	DNP	-	-	2-0	DNP
Oliver, Jake	3-1	4	-	-	1-0	-	0-1	-	1-0	1-0
Christmas, D. DL	0-2	2	DNP	0-1	DNP	DNP	0-1	-	-	DNP
Wilbon, Gerald DL	1-0	1	-	-	-	-	1-0	DNP	DNP	DNP
Becker, Mitchel	1-0	1	-	-	-	-	-	1-0	-	-
Fowler, Erick LB	1-0	1	DNP	DNP	DNP	-	-	1-0	-	-
Buechele, Shane	1-0	1	-	-	1-0	-	-	-	-	-
Williams, Conno	1-0	1	1-0	DNP	-	-	-	-	-	-
Leonard, Dorian	1-0	1	-	-	-	1-0	-	-	-	-
Warren III, C.	1-0	1	-	-	1-0	-	DNP	DNP	DNP	DNP
Perkins, Kent	1-0	1	-	DNP	-	DNP	1-0	-	-	-
TEAM	1-0	1	-	-	-	-	-	-	1-0	-
Dickson, Michae	1-0	1	1-0	-	-	-	-	-	-	-
Tseng, Johnny LB	1-0	1	DNP	1-0	DNP	DNP	DNP	DNP	DNP	DNP
Townsend, Camer LB	1-0	1	DNP	1-0	DNP	-	-	-	-	-

NOTE: first number indicates number of solo tackles; second number indicates number of assisted tackles  
Key: i - interception; f - forced fumble; r - fumble recovery; p - blocked punt; k - blocked FG; ep - blocked PAT

## 2016 OFFICIATING CREWS

## 1 - NOTRE DAME

R: Gary Patterson  
U: Terrance Ramsey  
HL: Michael Kelly  
LJ: Brian Sakowski  
BJ: Gary Dancewz  
FJ: Harry Tyson  
SJ: Tony Tarantini  
CJ: Joe Pennuci

## 2 - UTEP

R: Reggie Smith  
U: Tab Slaughter  
HL: Mike Moeller  
LJ: Mark Stewart  
BJ: Lyndon Nixon  
FJ: Matt Mills  
SJ: Tim Murray  
CJ: Dick Scanlan

## 3 - CALIFORNIA

R: Mike Defee  
U: Robert Richeson  
HL: Al Green  
LJ: Derek Anderson  
BJ: Terry Jones  
FJ: Joe Blubaugh  
SJ: Lo vsn Pham  
CJ: Mike Contreras

## 4 - OKLAHOMA STATE

R: Brad Van Vark  
U: Michael Cooper  
HL: George Gusman  
LJ: Frank LeBlanc  
BJ: Brian Ernest  
FJ: Jason Ledet  
SJ: Gene Semko  
CJ: Brian Alos

## 5 - OKLAHOMA

R: Reggie Smith  
U: Tab Slaughter  
HL: Mike Moeller  
LJ: Mark Stewart  
BJ: Lyndon Nixon  
FJ: Matt Mills  
SJ: Tim Murray  
CJ: Dan Scanlan

## 6 - IOWA STATE

R: Scott Campbell  
U: Joe Bellinger  
HL: Doug Moore  
LJ: Keith Garmond  
BJ: Joel Wetzel  
FJ: Randy Smith  
SJ: Corey Luxner  
CJ: Stacy Hardin

## 7 - KANSAS STATE

R: Mike Defee  
U: Robert Richeson  
HL: Al Green  
LJ: Derek Anderson  
BJ: Terry Jones  
FJ: Joe Blubaugh  
SJ: Lo vsn Pham  
CJ: Mike Contreras

## 8 - BAYLOR

R: Cooper Castleberry  
U: Jim Adams  
HL: Cal McNeill  
LJ: Kelly Deterding  
BJ: Donnie Aultman  
FJ: Scott Gaines  
SJ: Anthony Fleming  
CJ: Chris Tallent

## 9 - TEXAS TECH

R:  
U:  
HL:  
LJ:  
BJ:  
FJ:  
SJ:  
CJ:

## 10 - WEST VIRGINIA

R:  
U:  
HL:  
LJ:  
BJ:  
FJ:  
SJ:  
CJ:


## 11 - KANSAS

R:  
U:  
HL:  
LJ:  
BJ:  
FJ:  
SJ:  
CJ:

## 12 - TCU

R:  
U:  
HL:  
LJ:  
BJ:  
FJ:  
SJ:  
CJ:





## DEFENSIVE LEADERS

## TACKLES FOR LOSS (64)

Hager, Breckyn	8.0-44
Jefferson, Malik	6.0-21
Nelson, Chris	6.0-20
Ford, Poona	4.5-12
Hughes, Naashon	4.5-42
Omenihu, Charles	4.0-16
Boyette Jr., Paul	4.0-12
Hall, Jason	3.5-16
Roach, Malcolm	3.0-22
Cottrell, Bryce	3.0-9
Vaccaro, Kevin	2.0-20
Elliott, DeShon	2.0-18
McCulloch, Jeffrey	2.0-9
Freeman, Edwin	2.0-6
Wheeler, Anthony	2.0-2
Boyd, Kris	1.5-5
Elliott, Jordan	1.5-1
Cole, Timothy	1.0-4
Locke III, P.J.	1.0-4
Davis, Davante	1.0-1
Foweler, Erick	1.0-1
Bonney, John	0.5-1

## SACKS (31)

Hager, Breckyn	5.0-37
Hughes, Naashon	4.5-42
Jefferson, Malik	4.0-17
Omenihu, Charles	3.0-14
Roach, Malcolm	2.0-20
Vaccaro, Kevin	2.0-20
Hall, Jason	2.0-13
Cottrell, Bryce	2.0-8
Nelson, Chris	1.5-7
Elliott, Deshon	1.0-17
Boyette Jr., Paul	1.0-7
McCulloch, Jeffrey	1.0-5
Cole, Timothy	1.0-4
Locke III, P.J.	1.0-4

## QB PRESSURES (9)

Boyette Jr., Paul	2
Ford, Poona	2
Bonney, John	1
Jefferson, Malik	1
Locke III, P.J.	1
Nelson, Chris	1
Omenihu, Charles	1

## FORCED FUMBLES (10)

Boyette Jr., Paul	2
Wheeler, Anthony	2
Boyd, Kris	1
Davis, Davante	1
Ford, Poona	1
Hager, Breckyn	1
Hughes, Naashon	1
Nelson, Chris	1

## RECOVERED FUMBLES (7)

Boyd, Kris	1
Christmas, D'Andre	1
Elliott, Deshon	1
Ford, Poona	1
Freeman, Edwin	1
Haines, Dylan	1
Locke III, P.J.	1

## INTERCEPTIONS (4)

Haines, Dylan	2
Freeman, Edwin	1
Locke III, P.J.	1

## PASS BREAKUPS (26)

Boyd, Kris	4
Bonney, John	3
Evans, Sheroid	2
Davis, Davante	2
Hall, Jason	2
Jefferson, Malik	2
Boyette Jr., Paul	1
Cole, Timothy	1
Davis, Antwuan	1
Elliott, DeShon	1
Hager, Breckyn	1
Haines, Dylan	1
Hill, Holton	1
Hughes, Naashon	1
Locke III, P.J.	1
Wheeler, Anthony	1

## BLOCKED PUNTS (2)

Jones, Brandon	2
----------------	---

## BLOCKED FIELD GOALS/PAT (2)

Ford, Poona	1
Hughes, Naashon	1

## MULTI-TFL GAMES (7)

Hughes, Naashon	2.5-24 vs. ISU
Hager, Breckyn	2.5-15 vs. BAY
Jefferson, Malik	2.5-11 vs. BAY
Nelson, Chris	2.5-9 vs. ISU
Hall, Jason	2.0-13 at OSU
Ford, Poona	1.5-8 vs. UTEP
Nelson, Chris	1.5-7 vs. ND

\*Must include one solo TFL to qualify

## MULTI-SACK GAMES (4)

Hughes, Naashon	2.5-24 vs. ISU
Hall, Jason	2.0-13 at OSU
Jefferson, Malik	2.0-11 vs. BAY
Nelson, Chris	1.5-7 vs. ISU

\*Must include one solo sack to qualify

## GAME-BY-GAME DEFENSIVE STATISTICS (TEAM)

Opponent	Sacks	TFL	FF	FR	INT	PBU	P_BLK	FG_BLK	XP_BLK	QBP
NOTRE DAME	3.0-19	7-29	0	0	0	4	0	1	0	2
UTEP	5.0-41	11-57	2	1-0	0	4	1	0	0	1
at California	3.0-30	7-40	1	0-0	0	5	1	0	0	3
at Oklahoma State	3.0-20	7-29	0	0-0	0	2	0	0	0	2
vs. Oklahoma	1.0-7	3-9	2	2-0	2-38	0	0	0	0	0
IOWA STATE	8.0-44	14-52	1	1	0	3	0	0	0	1
at Kansas State	2.0-16	6.0-24	1	2-0	1-33	3	0	0	0	0
BAYLOR	6.0-38	11.0-50	3	1-0	1-0	6	0	0	0	0
at Texas Tech										
WEST VIRGINIA										
at Kansas										
TCU										



## CAREER HIGHS

## Beck, Andrew

Points scored: 6, at Oklahoma State, Oct 1, 2016 ; Baylor, Oct 29, 2016  
 Touchdowns: 1, at Oklahoma State, Oct 1, 2016 ; Baylor, Oct 29, 2016  
 Receptions: 2, at Baylor, Dec 05, 2015 ; Baylor, Oct 29, 2016  
 Receiving yards: 39, at Oklahoma State, Oct 1, 2016 (1 reception)  
 Receiving TDs: 1 [t-8th], at Oklahoma State, Oct 1, 2016 ; Baylor, Oct 29, 2016  
 Long reception: 39, at Oklahoma State, Oct 1, 2016  
 All-purpose yards: 39, at Oklahoma State, Oct 1, 2016  
 Kick returns: 1, California, Sep 19, 2015  
 Kick return yards: 8, California, Sep 19, 2015 (1 return)  
 Long kick return: 8, California, Sep 19, 2015  
 Tackles: 2, BYU, Sep 06, 2014 (1-1)

## Bluiett, Caleb

Points scored: 6, at Baylor, Dec 05, 2015 ; vs Oklahoma, Oct 10, 2015  
 Touchdowns: 1, at Baylor, Dec 05, 2015 ; vs Oklahoma, Oct 10, 2015  
 Receptions: 1, 8 times  
 Receiving yards: 57, at Baylor, Dec 05, 2015 (1 reception)  
 Receiving TDs: 1 [t-8th], at Baylor, Dec 05, 2015 ; vs Oklahoma, Oct 10, 2015  
 Long reception: 57, at Baylor, Dec 05, 2015  
 All-purpose yards: 57, at Baylor, Dec 05, 2015  
 Kick returns: 1, at Kansas State, Oct 22, 2016 ; at California, Sep 17, 2016  
 Kick return yards: 13, at Kansas State, Oct 22, 2016 (1 return)  
 Long kick return: 13, at Kansas State, Oct 22, 2016  
 Tackles: 6, 4 times  
 Sacks: 1.0, 4 times  
 Tackles for loss: 3.0 [t-8th], at Kansas State, Oct 25, 2014 (3-0)  
 Pass breakups: 1, North Texas, Aug 30, 2014 ; at Kansas, Sep 27, 2014

## Bonney, John

Tackles: 9, Texas Tech, Nov 26, 2015 (6-3)  
 Sacks: 1.0, Kansas State, Oct 24, 2015 (1-0)  
 Tackles for loss: 1.0, Texas Tech, Nov 26, 2015 (1-0); Kansas State, Oct 24, 2015 (1-0)  
 Fumbles forced: 1 [t-4th], Texas Tech, Nov 26, 2015  
 Pass breakups: 2, Baylor, Oct 29, 2016

## Boyd, Kris

All-purpose yards: 63, vs Oklahoma, Oct 10, 2015  
 Kick returns: 3, at TCU, Oct 03, 2015  
 Kick return yards: 63, vs Oklahoma, Oct 10, 2015 (2 returns)  
 Long kick return: 36, vs Oklahoma, Oct 10, 2015  
 Tackles: 9, vs Oklahoma, Oct 08, 2016 (6-3)  
 Tackles for loss: 1.0, at Oklahoma State, Oct 1, 2016 (1-0)  
 Fumbles forced: 1 [t-4th], at Notre Dame, Sep 05, 2015 ; UTEP, Sep 10, 2016  
 Fumbles recovered: 1 [t-2nd], vs Oklahoma, Oct 08, 2016  
 Pass breakups: 3 [t-3rd], Iowa State, Oct 15, 2016

## Boyette Jr., Paul

Tackles: 9, at Baylor, Dec 05, 2015 (5-4)  
 Sacks: 1.0, vs Oklahoma, Oct 08, 2016 (1-0); vs Oklahoma, Oct 10, 2015 (1-0); at Iowa State, Oct 31, 2015 (1-0)  
 Tackles for loss: 2.0, at Baylor, Dec 05, 2015 (2-0); at Oklahoma State, Nov 15, 2014 (1-1); vs Oklahoma, Oct 10, 2015 (2-0)  
 Fumbles forced: 1 [t-4th], vs Oklahoma, Oct 08, 2016  
 Fumbles recovered: 1 [t-2nd], West Virginia, Nov 08, 2014 ; RICE, Sep 12, 2015 ; vs UCLA, Sep 13, 2014  
 Pass breakups: 1, 4 times

## Buechele, Shane

Points scored: 6, Notre Dame, Sep 04, 2016  
 Touchdowns: 1, Notre Dame, Sep 04, 2016  
 Rush attempts: 11, vs Oklahoma, Oct 08, 2016 ; UTEP, Sep 10, 2016  
 Rush yards: 34, UTEP, Sep 10, 2016 (11 carries)  
 Rush TDs: 1, Notre Dame, Sep 04, 2016  
 Long rush: 20, vs Oklahoma, Oct 08, 2016  
 Pass attempts: 38 [7th], Iowa State, Oct 15, 2016  
 Pass completions: 26 [t-4th], Iowa State, Oct 15, 2016  
 Pass yards: 296, Iowa State, Oct 15, 2016  
 Pass TDs: 4 [t-1st], UTEP, Sep 10, 2016  
 Had intercepted: 1, 6 times  
 Long pass: 80 [t-2nd], at Kansas State, Oct 22, 2016  
 Total offense attempts: 47 [10th], vs Oklahoma, Oct 08, 2016 (11 rush, 36 pass)  
 Total offense yards: 329 [8th], Iowa State, Oct 15, 2016 (33 rush, 296 pass)  
 All-purpose yards: 34, UTEP, Sep 10, 2016  
 Punt attempts: 1, Baylor, Oct 29, 2016  
 Punt yards: 36, Baylor, Oct 29, 2016 (1 punt)  
 Longest punt: 36, Baylor, Oct 29, 2016  
 Tackles: 1, at California, Sep 17, 2016 (1-0)

## Burt, John

Points scored: 6, Kansas, Nov 07, 2015 ; Notre Dame, Sep 04, 2016 ; RICE, Sep 12, 2015  
 Touchdowns: 1, Kansas, Nov 07, 2015 ; Notre Dame, Sep 04, 2016 ; RICE, Sep 12, 2015  
 Rush attempts: 1, Texas Tech, Nov 26, 2015  
 Rush yards: -2, Texas Tech, Nov 26, 2015 (1 carries)  
 Receptions: 6, Notre Dame, Sep 04, 2016  
 Receiving yards: 113, Kansas, Nov 07, 2015 (4 receptions)  
 Receiving TDs: 1 [t-8th], Kansas, Nov 07, 2015 ; Notre Dame, Sep 04, 2016 ; RICE, Sep 12, 2015

Long reception: 84 [1st], Kansas, Nov 07, 2015  
 Total offense attempts: 1, Texas Tech, Nov 26, 2015 (1 rush, 0 pass)  
 Total offense yards: -2, Texas Tech, Nov 26, 2015 (-2 rush, 0 pass)  
 All-purpose yards: 113, Kansas, Nov 07, 2015

## Christmas, D'Andre

Tackles: 1, vs Oklahoma, Oct 08, 2016 (0-1); UTEP, Sep 10, 2016 (0-1)  
 Fumbles recovered: 1 [t-2nd], Iowa State, Oct 15, 2016

## Cole, Timothy

Tackles: 8, Texas Tech, Nov 26, 2015 (6-2)  
 Sacks: 1.0, at Kansas State, Oct 22, 2016 (1-0); Oklahoma State, Sep 26, 2015 (1-0)  
 Tackles for loss: 1.0, at Kansas State, Oct 22, 2016 (1-0); Oklahoma State, Sep 26, 2015 (1-0)  
 Pass breakups: 1, North Texas, Aug 30, 2014 ; UTEP, Sep 10, 2016

## Cottrell, Bryce

Tackles: 5, at TCU, Oct 03, 2015 (3-2)  
 Sacks: 1.0, 7 times  
 Tackles for loss: 2.0, Kansas State, Oct 24, 2015 (2-0)  
 Pass breakups: 1, New Mexico State, Aug 31, 2013 ; Texas Tech, Nov 26, 2015 ; vs UCLA, Sep 13, 2014

## Davis, Antwuan

Tackles: 3, California, Sep 19, 2015 (2-1)  
 Fumbles recovered: 1 [t-2nd], California, Sep 19, 2015  
 Pass breakups: 1, California, Sep 19, 2015

## Davis, Davante

Interceptions: 1 [t-5th], at West Virginia, Nov 14, 2015  
 Tackles: 6, at Baylor, Dec 05, 2015 (6-0); at West Virginia, Nov 14, 2015 (5-1); vs Oklahoma, Oct 10, 2015 (5-1)  
 Tackles for loss: 1.0, at Iowa State, Oct 31, 2015 (1-0); at California, Sep 17, 2016 (1-0)  
 Fumbles forced: 1 [t-4th], UTEP, Sep 10, 2016  
 Pass breakups: 3 [t-3rd], at Iowa State, Oct 31, 2015

## Dickson, Michael

Rush attempts: 1, at Oklahoma State, Oct 1, 2016  
 Rush yards: 6, at Oklahoma State, Oct 1, 2016 (1 carries)  
 Long rush: 6, at Oklahoma State, Oct 1, 2016  
 Total offense attempts: 1, at Oklahoma State, Oct 1, 2016 (1 rush, 0 pass)  
 Total offense yards: 6, at Oklahoma State, Oct 1, 2016 (6 rush, 0 pass)  
 All-purpose yards: 6, at Oklahoma State, Oct 1, 2016  
 Punt attempts: 10 [2nd], at Notre Dame, Sep 05, 2015  
 Punt yards: 423 [1st], at Notre Dame, Sep 05, 2015 (10 punts)  
 Longest punt: 64 [t-3rd], Notre Dame, Sep 04, 2016  
 Tackles: 1, at Iowa State, Oct 31, 2015 (1-0); Notre Dame, Sep 04, 2016 (1-0)

## Domingue, Trent

Points scored: 11, UTEP, Sep 10, 2016 ; at California, Sep 17, 2016  
 Kick PATs: 5, Notre Dame, Sep 04, 2016 ; UTEP, Sep 10, 2016 ; at California, Sep 17, 2016  
 Points by kicking: 11 [t-7th], UTEP, Sep 10, 2016 ; at California, Sep 17, 2016  
 Field goals made: 2 [t-8th], 5 times  
 Field goal attempts: 4 [t-1st], at California, Sep 17, 2016  
 Longest field goal: 43, UTEP, Sep 10, 2016

## Duvernay, Devin

Points scored: 6, vs Oklahoma, Oct 08, 2016 ; Iowa State, Oct 15, 2016 ; at Kansas State, Oct 22, 2016  
 Touchdowns: 1, vs Oklahoma, Oct 08, 2016 ; Iowa State, Oct 15, 2016 ; at Kansas State, Oct 22, 2016  
 Receptions: 4, Iowa State, Oct 15, 2016  
 Receiving yards: 96, Iowa State, Oct 15, 2016 (4 receptions)  
 Receiving TDs: 1 [t-8th], vs Oklahoma, Oct 08, 2016 ; Iowa State, Oct 15, 2016 ; at Kansas State, Oct 22, 2016  
 Long reception: 80 [t-2nd], at Kansas State, Oct 22, 2016  
 All-purpose yards: 149, at Oklahoma State, Oct 1, 2016  
 Kick returns: 7 [t-1st], at Oklahoma State, Oct 1, 2016  
 Kick return yards: 143 [3rd], at Oklahoma State, Oct 1, 2016 (7 returns)  
 Long kick return: 28, at California, Sep 17, 2016

## Elliott, DeShon

All-purpose yards: 5, Kansas, Nov 07, 2015  
 Interceptions: 2 [t-1st], Kansas, Nov 07, 2015  
 Long interception return: 5, Kansas, Nov 07, 2015  
 Tackles: 5, UTEP, Sep 10, 2016 (4-1)  
 Sacks: 1.0, UTEP, Sep 10, 2016 (1-0)  
 Tackles for loss: 1.0, Iowa State, Oct 15, 2016 (1-0); UTEP, Sep 10, 2016 (1-0)  
 Fumbles forced: 1 [t-4th], vs Oklahoma, Oct 10, 2015  
 Fumbles recovered: 1 [t-2nd], UTEP, Sep 10, 2016  
 Pass breakups: 1, at Baylor, Dec 05, 2015 ; Notre Dame, Sep 04, 2016

## Elliott, Jordan

Tackles: 2, vs Oklahoma, Oct 08, 2016 (1-1); Iowa State, Oct 15, 2016 (1-1); UTEP, Sep 10, 2016 (1-1)  
 Tackles for loss: 1.0, UTEP, Sep 10, 2016 (1-0)

## Evans, Sheroid

Tackles: 6, New Mexico State, Aug 31, 2013 (5-1)  
 Pass breakups: 1, Notre Dame, Sep 04, 2016 ; UTEP, Sep 10, 2016 ; at California, Sep 17, 2016

## Ford, Poona

Tackles: 8, at Kansas State, Oct 22, 2016 (7-1); RICE, Sep 12, 2015 (5-3)  
 Sacks: 1.5, vs Oklahoma, Oct 10, 2015 (1-1)  
 Tackles for loss: 1.5, vs Oklahoma, Oct 10, 2015 (1-1); UTEP, Sep 10, 2016 (1-0); Oklahoma State, Sep 26, 2015 (1-0)  
 Fumbles forced: 1 [t-4th], at Baylor, Dec 05, 2015 ; vs Oklahoma, Oct 08, 2016  
 Fumbles recovered: 1 [t-2nd], at Baylor, Dec 05, 2015 ; vs Oklahoma, Oct 08, 2016  
 Pass breakups: 1, at TCU, Oct 03, 2015  
 Blocked kicks: 1 [t-1st], at Oklahoma State, Oct 1, 2016

## Foreman, Armani

Points scored: 6, 7 times  
 Touchdowns: 1, 7 times  
 Rush attempts: 1, 4 times  
 Rush yards: 30, at Kansas, Sep 27, 2014 (1 carries)  
 Long rush: 29, at Kansas, Sep 27, 2014  
 Receptions: 5, vs Oklahoma, Oct 10, 2015 (1-1)  
 Receiving yards: 142 [6th], Baylor, Oct 29, 2016 (4 receptions)  
 Receiving TDs: 1 [t-8th], 7 times  
 Long reception: 73 [8th], TCU, Nov 27, 2014  
 Total offense attempts: 1, 4 times  
 Total offense yards: 30, at Kansas, Sep 27, 2014 (30 rush, 0 pass)  
 All-purpose yards: 198 [t-4th], TCU, Nov 27, 2014  
 Punt returns: 4 [t-2nd], Iowa State, Oct 15, 2016  
 Punt return yards: 42 [10th], Iowa State, Oct 15, 2016 (4 returns)  
 Long punt return: 22, Iowa State, Oct 15, 2016  
 Kick returns: 5 [t-8th], TCU, Nov 27, 2014  
 Kick return yards: 107, TCU, Nov 27, 2014 (5 returns)  
 Long kick return: 33, vs Oklahoma, Oct 08, 2016  
 Tackles: 1, TCU, Nov 27, 2014 (1-0)

## Foreman, D'Onta

Points scored: 12, 5 times  
 Touchdowns: 2, 5 times  
 Rush attempts: 32 [1st], Baylor, Oct 29, 2016  
 Rush yards: 250 [2nd], Baylor, Oct 29, 2016 (32 carries)  
 Rush TDs: 2, 5 times  
 Long rush: 93 [1st], Kansas, Nov 07, 2015  
 Receptions: 2, at TCU, Oct 03, 2015 ; Oklahoma State, Sep 26, 2015  
 Receiving yards: 32, at TCU, Oct 03, 2015 (2 receptions)  
 Long reception: 22, at TCU, Oct 03, 2015  
 Total offense attempts: 32, Baylor, Oct 29, 2016 (32 rush, 0 pass)  
 Total offense yards: 250, Baylor, Oct 29, 2016 (250 rush, 0 pass)  
 All-purpose yards: 250 [3rd], Baylor, Oct 29, 2016  
 Kick returns: 1, Baylor, Oct 04, 2014 ; RICE, Sep 12, 2015  
 Kick return yards: 25, RICE, Sep 12, 2015 (1 return)  
 Long kick return: 25, RICE, Sep 12, 2015  
 Tackles: 1, at Oklahoma State, Nov 15, 2014 (0-1)

## Fowler, Erick

Tackles: 1, Iowa State, Oct 15, 2016 (1-0)  
 Tackles for loss: 1.0, Iowa State, Oct 15, 2016 (1-0)

## Freeman, Edwin


All-purpose yards: 33, at Kansas State, Oct 22, 2016  
 Interceptions: 1 [t-5th], at Kansas State, Oct 22, 2016  
 Long interception return: 33 [7th], at Kansas State, Oct 22, 2016  
 Tackles: 5, at Kansas State, Oct 22, 2016 (5-0); Baylor, Oct 29, 2016 (4-1)  
 Tackles for loss: 1.0, 5 times  
 Fumbles forced: 1 [t-4th], RICE, Sep 12, 2015  
 Fumbles recovered: 1 [t-2nd], at Kansas State, Oct 22, 2016

## Hager, Breckyn

All-purpose yards: 10, RICE, Sep 12, 2015  
 Interceptions: 1 [t-5th], RICE, Sep 12, 2015  
 Long interception return: 10, RICE, Sep 12, 2015  
 Tackles: 8, UTEP, Sep 10, 2016 (3-5)  
 Sacks: 1.0, 5 times  
 Tackles for loss: 2.5, Baylor, Oct 29, 2016 (2-0)  
 Fumbles forced: 1 [t-4th], Baylor, Oct 29, 2016  
 Pass breakups: 1, at Kansas State, Oct 22, 2016 ; Baylor, Oct 29, 2016

## Haines, Dylan

Points scored: 6, Iowa State, Oct 18, 2014  
 Touchdowns: 1, Iowa State, Oct 18, 2014  
 All-purpose yards: 74, Iowa State, Oct 18, 2014  
 Interceptions: 2 [t-1st], vs Oklahoma, Oct 08, 2016  
 Long interception return: 74 [1st], Iowa State, Oct 18, 2014  
 Tackles: 14 [t-9th], West Virginia, Nov 08, 2014 (9-5)  
 Sacks: 1.0, RICE, Sep 12, 2015 (1-0)  
 Tackles for loss: 2.0, Texas Tech, Nov 26, 2015 (2-0)  
 Fumbles forced: 1 [t-4th], West Virginia, Nov 08, 2014  
 Fumbles recovered: 1 [t-2nd], at Oklahoma State, Nov 15, 2014 ; at Kansas State, Oct 22, 2016  
 Pass breakups: 2, at Texas Tech, Nov 01, 2014 ; TCU, Nov 27, 2014 ; Kansas State, Oct 24, 2015



## CAREER HIGHS

## Hall, Jason

All-purpose yards: 35, RICE, Sep 12, 2015  
 Interceptions: 1 [1-5th], at Baylor, Dec 05, 2015; RICE, Sep 12, 2015  
 Long interception return: 31 [1-8th], RICE, Sep 12, 2015  
 Tackles: 9, West Virginia, Nov 08, 2014 (6-3)  
 Sacks: 2.0 [1-6th], at Oklahoma State, Oct 1, 2016 (2-0)  
 Tackles for loss: 2.0, at Oklahoma State, Oct 1, 2016 (2-0)  
 Fumbles forced: 1 [1-4th], Kansas, Nov 07, 2015  
 Pass breakups: 1, 6 times

## Heard, Jerrod

Points scored: 18 [1-6th], California, Sep 19, 2015  
 Touchdowns: 3 [1-6th], California, Sep 19, 2015  
 Rush attempts: 24, California, Sep 19, 2015  
 Rush yards: 163 [4th], California, Sep 19, 2015 (24 carries)  
 Rush TDs: 3 [1-6th], California, Sep 19, 2015  
 Long rush: 45, California, Sep 19, 2015  
 Pass attempts: 31, California, Sep 19, 2015  
 Pass completions: 20, California, Sep 19, 2015  
 Pass yards: 364 [1-1st], California, Sep 19, 2015  
 Pass TDs: 2 [1-9th], RICE, Sep 12, 2015  
 Had intercepted: 2 [1-4th], at West Virginia, Nov 14, 2015  
 Long pass: 84 [1st], Kansas, Nov 07, 2015  
 Receptions: 6, UTEP, Sep 10, 2016  
 Receiving yards: 73, Notre Dame, Sep 04, 2016 (2 receptions)  
 Receiving TDs: 2 [1-3rd], UTEP, Sep 10, 2016  
 Long reception: 68, Notre Dame, Sep 04, 2016  
 Total offense attempts: 55 [1-1st], California, Sep 19, 2015 (24 rush, 31 pass)  
 Total offense yards: 527 [1st], California, Sep 19, 2015 (163 rush, 364 pass)  
 All-purpose yards: 163, California, Sep 19, 2015

## Hill, Holton

Points scored: 6, Oklahoma State, Sep 26, 2015  
 Touchdowns: 1, Oklahoma State, Sep 26, 2015  
 All-purpose yards: 41, Oklahoma State, Sep 26, 2015  
 Interceptions: 1 [1-5th], Oklahoma State, Sep 26, 2015  
 Long interception return: 41 [4th], Oklahoma State, Sep 26, 2015  
 Tackles: 8, Texas Tech, Nov 26, 2015 (4-4); vs Oklahoma, Oct 10, 2015 (7-1)  
 Tackles for loss: 1.0, Texas Tech, Nov 26, 2015 (1-0)  
 Fumbles recovered: 1 [1-2nd], Texas Tech, Nov 26, 2015  
 Pass breakups: 2, at Baylor, Dec 05, 2015

## Holtz, Trey

Rush attempts: 2, Kansas, Nov 07, 2015  
 Rush yards: 10, Kansas, Nov 07, 2015 (2 carries)  
 Long rush: 10, Kansas, Nov 07, 2015  
 Total offense attempts: 2, Kansas, Nov 07, 2015 (2 rush, 0 pass)  
 Total offense yards: 10, Kansas, Nov 07, 2015 (10 rush, 0 pass)  
 All-purpose yards: 10, Kansas, Nov 07, 2015

## Houston, Tristian

Rush attempts: 3, UTEP, Sep 10, 2016  
 Rush yards: 3, UTEP, Sep 10, 2016 (3 carries)  
 Long rush: 3, UTEP, Sep 10, 2016  
 Total offense attempts: 3, UTEP, Sep 10, 2016 (3 rush, 0 pass)  
 Total offense yards: 3, UTEP, Sep 10, 2016 (3 rush, 0 pass)  
 All-purpose yards: 3, UTEP, Sep 10, 2016

## Hughes, Naashon

Tackles: 10, Texas Tech, Nov 26, 2015 (7-3)  
 Sacks: 2.5 [1-4th], Iowa State, Oct 15, 2016 (2-1)  
 Tackles for loss: 2.5, Iowa State, Oct 15, 2016 (2-1)  
 Fumbles forced: 1 [1-4th], Kansas, Nov 07, 2015; at California, Sep 17, 2016  
 Pass breakups: 1, Kansas, Nov 07, 2015; West Virginia, Nov 08, 2014; Notre Dame, Sep 04, 2016  
 Blocked kicks: 1 [1-1st], Notre Dame, Sep 04, 2016

## Humphrey, Li'J

Receptions: 1, at Oklahoma State, Oct 1, 2016; UTEP, Sep 10, 2016  
 Receiving yards: 8, at Oklahoma State, Oct 1, 2016 (1 reception)  
 Long reception: 8, at Oklahoma State, Oct 1, 2016  
 All-purpose yards: 8, at Oklahoma State, Oct 1, 2016

## Jefferson, Mali

Points scored: 6, RICE, Sep 12, 2015  
 Touchdowns: 1, RICE, Sep 12, 2015  
 Tackles: 11, at West Virginia, Nov 14, 2015 (6-5)  
 Sacks: 2.0 [1-6th], vs Oklahoma, Oct 10, 2015 (2-0); Baylor, Oct 29, 2016 (2-0)  
 Tackles for loss: 2.5, Baylor, Oct 29, 2016 (2-0); at Notre Dame, Sep 05, 2015 (2-0)  
 Fumbles forced: 1 [1-4th], Texas Tech, Nov 26, 2015  
 Fumbles recovered: 1 [1-2nd], RICE, Sep 12, 2015  
 Pass breakups: 1, 5 times

## Joe, Lorenzo

Points scored: 6, at TCU, Oct 03, 2015  
 Touchdowns: 1, at TCU, Oct 03, 2015  
 Receptions: 3, Iowa State, Oct 15, 2016

## Receiving yards: 61, Baylor, Oct 29, 2016 (1 reception)

Receiving TDs: 1 [1-8th], at TCU, Oct 03, 2015  
 Long reception: 61, Baylor, Oct 29, 2016  
 All-purpose yards: 61, Baylor, Oct 29, 2016  
 Tackles: 1, at Oklahoma State, Nov 15, 2014 (0-1)

## Johnson, Collin

Receptions: 4, at Kansas State, Oct 22, 2016  
 Receiving yards: 44, vs Oklahoma, Oct 08, 2016 (3 receptions)  
 Long reception: 40, Baylor, Oct 29, 2016  
 All-purpose yards: 44, vs Oklahoma, Oct 08, 2016

## Johnson, Kirk

Rush attempts: 5, Kansas, Nov 07, 2015  
 Rush yards: 32, Texas Tech, Nov 26, 2015 (3 carries)  
 Long rush: 32, Texas Tech, Nov 26, 2015  
 Total offense attempts: 5, Kansas, Nov 07, 2015 (5 rush, 0 pass)  
 Total offense yards: 32, Texas Tech, Nov 26, 2015 (32 rush, 0 pass)  
 All-purpose yards: 32, Texas Tech, Nov 26, 2015  
 Kick returns: 2, at West Virginia, Nov 14, 2015  
 Kick return yards: 20, at West Virginia, Nov 14, 2015 (2 returns)  
 Long kick return: 10, at West Virginia, Nov 14, 2015  
 Fumbles recovered: 1 [1-2nd], Kansas, Nov 07, 2015; vs Oklahoma, Oct 10, 2015

## Jones, Brandon

Points scored: 2, at California, Sep 17, 2016  
 All-purpose yards: 23, Baylor, Oct 29, 2016  
 Punt returns: 1, UTEP, Sep 10, 2016; at California, Sep 17, 2016  
 Punt return yards: 19, at California, Sep 17, 2016 (1 return)  
 Kick returns: 1, vs Oklahoma, Oct 08, 2016; Baylor, Oct 29, 2016  
 Kick return yards: 23, Baylor, Oct 29, 2016 (1 return)  
 Long kick return: 23, Baylor, Oct 29, 2016  
 Tackles: 4, vs Oklahoma, Oct 08, 2016 (2-2)  
 Blocked kicks: 1 [1-1st], UTEP, Sep 10, 2016; at California, Sep 17, 2016

## Leonard, Dorian

Points scored: 6, vs Oklahoma, Oct 08, 2016; at Kansas State, Oct 22, 2016; UTEP, Sep 10, 2016  
 Touchdowns: 1, vs Oklahoma, Oct 08, 2016; at Kansas State, Oct 22, 2016; UTEP, Sep 10, 2016  
 Rush yards: -12, vs Oklahoma, Oct 08, 2016 (0 carries)  
 Receptions: 5, Iowa State, Oct 15, 2016  
 Receiving yards: 55, at Oklahoma State, Oct 1, 2016 (2 receptions)  
 Receiving TDs: 1 [1-8th], vs Oklahoma, Oct 08, 2016; at Kansas State, Oct 22, 2016; UTEP, Sep 10, 2016  
 Long reception: 49, at Oklahoma State, Oct 1, 2016  
 Total offense yards: -12, vs Oklahoma, Oct 08, 2016 (-12 rush, 0 pass)  
 All-purpose yards: 55, at Oklahoma State, Oct 1, 2016  
 Tackles: 2, Texas Tech, Nov 26, 2015 (1-1)

## Locke III, P.J.

Interceptions: 1 [1-5th], Baylor, Oct 29, 2016  
 Tackles: 7, at Baylor, Dec 05, 2015 (5-2)  
 Sacks: 1.0, Notre Dame, Sep 04, 2016 (1-0)  
 Tackles for loss: 1.0, at Baylor, Dec 05, 2015 (1-0); Notre Dame, Sep 04, 2016 (1-0)  
 Fumbles forced: 1 [1-4th], at Baylor, Dec 05, 2015  
 Fumbles recovered: 1 [1-2nd], Baylor, Oct 29, 2016  
 Pass breakups: 1, at TCU, Oct 03, 2015; Baylor, Oct 29, 2016

## McCulloch, Jeff

Tackles: 5, at California, Sep 17, 2016 (2-3)  
 Sacks: 1.0, Iowa State, Oct 15, 2016 (1-0)  
 Tackles for loss: 1.0, at Oklahoma State, Oct 1, 2016 (1-0); Iowa State, Oct 15, 2016 (1-0)

## Nelson, Chris

Tackles: 8, Notre Dame, Sep 04, 2016 (3-5)  
 Sacks: 1.5, Iowa State, Oct 15, 2016 (1-1)  
 Tackles for loss: 2.5, Iowa State, Oct 15, 2016 (2-1)  
 Fumbles forced: 1 [1-4th], Iowa State, Oct 15, 2016

## Oliver, Jake

Receptions: 5, at California, Sep 17, 2016  
 Receiving yards: 46, at California, Sep 17, 2016 (5 receptions)  
 Long reception: 23, at Kansas State, Oct 22, 2016  
 All-purpose yards: 46, at California, Sep 17, 2016  
 Tackles: 1, 6 times

## Omenihu, Charles

Tackles: 5, vs Oklahoma, Oct 08, 2016 (0-5); Notre Dame, Sep 04, 2016 (4-1)  
 Sacks: 1.0, at Oklahoma State, Oct 1, 2016 (1-0); Baylor, Oct 29, 2016 (1-0); UTEP, Sep 10, 2016 (1-0)  
 Tackles for loss: 1.0, 4 times

## Porter, Kyle

Rush attempts: 8, UTEP, Sep 10, 2016  
 Rush yards: 37, Iowa State, Oct 15, 2016 (7 carries)  
 Long rush: 17, at Oklahoma State, Oct 1, 2016  
 Receptions: 1, at Oklahoma State, Oct 1, 2016; Iowa State, Oct 15, 2016  
 Receiving yards: 8, Iowa State, Oct 15, 2016 (1 reception)

## Long reception: 8, Iowa State, Oct 15, 2016

Total offense attempts: 8, UTEP, Sep 10, 2016 (8 rush, 0 pass)  
 Total offense yards: 37, Iowa State, Oct 15, 2016 (37 rush, 0 pass)  
 All-purpose yards: 45, Iowa State, Oct 15, 2016  
 Kick returns: 2, Notre Dame, Sep 04, 2016  
 Kick return yards: 29, Notre Dame, Sep 04, 2016 (2 returns)  
 Long kick return: 19, Notre Dame, Sep 04, 2016

## Roach, Malcolm

Tackles: 6, vs Oklahoma, Oct 08, 2016 (4-2)  
 Sacks: 1.0, UTEP, Sep 10, 2016 (1-0); at California, Sep 17, 2016 (1-0)  
 Tackles for loss: 1.0, at Kansas State, Oct 22, 2016 (1-0); UTEP, Sep 10, 2016 (1-0); at California, Sep 17, 2016 (1-0)

## Swoopes, Tyrone

Points scored: 24 [1-2nd], Kansas, Nov 07, 2015  
 Touchdowns: 4 [1-2nd], Kansas, Nov 07, 2015  
 Rush attempts: 15, Texas Tech, Nov 26, 2015; TCU, Nov 27, 2014  
 Rush yards: 98, Texas Tech, Nov 26, 2015 (15 carries)  
 Rush TDs: 4 [1-2nd], Kansas, Nov 07, 2015  
 Long rush: 46, Texas Tech, Nov 26, 2015  
 Pass attempts: 44 [3rd], vs Oklahoma, Oct 11, 2014  
 Pass completions: 27 [1-2nd], vs Oklahoma, Oct 11, 2014  
 Pass yards: 334 [5th], vs Oklahoma, Oct 11, 2014  
 Pass TDs: 2 [1-9th], 4 times  
 Had intercepted: 4 [1-1st], TCU, Nov 27, 2014  
 Long pass: 73 [7th], TCU, Nov 27, 2014  
 Total offense attempts: 55 [1-1st], vs Oklahoma, Oct 11, 2014 (11 rush, 44 pass)  
 Total offense yards: 416 [3rd], Iowa State, Oct 18, 2014 (95 rush, 321 pass)  
 All-purpose yards: 98, Texas Tech, Nov 26, 2015  
 Tackles: 1, BYU, Sep 06, 2014 (1-0)  
 Fumbles recovered: 1 [1-2nd], TCU, Nov 27, 2014

## Vaccaro, Kevin

Tackles: 9, California, Sep 19, 2015 (7-2)  
 Sacks: 1.0, Notre Dame, Sep 04, 2016 (1-0); UTEP, Sep 10, 2016 (1-0)  
 Tackles for loss: 1.0, Notre Dame, Sep 04, 2016 (1-0); UTEP, Sep 10, 2016 (1-0)  
 Fumbles forced: 1 [1-4th], California, Sep 19, 2015  
 Pass breakups: 1, California, Sep 19, 2015

## Vasser, Quincy

All-purpose yards: 14, Baylor, Oct 29, 2016  
 Kick returns: 1, vs Oklahoma, Oct 08, 2016; Baylor, Oct 29, 2016; at Iowa State, Oct 31, 2015  
 Kick return yards: 14, Baylor, Oct 29, 2016 (1 return)  
 Long kick return: 14, Baylor, Oct 29, 2016  
 Tackles: 3, at TCU, Oct 03, 2015 (1-2)

## Warren III, Chris

Points scored: 24 [1-2nd], Texas Tech, Nov 26, 2015  
 Touchdowns: 4 [1-2nd], Texas Tech, Nov 26, 2015  
 Rush attempts: 28 [1-5th], at Baylor, Dec 05, 2015  
 Rush yards: 276 [1st], Texas Tech, Nov 26, 2015 (25 carries)  
 Rush TDs: 4 [1-2nd], Texas Tech, Nov 26, 2015  
 Long rush: 91 [2nd], Texas Tech, Nov 26, 2015  
 Receptions: 2, at West Virginia, Nov 14, 2015; Texas Tech, Nov 26, 2015  
 Receiving yards: 12, Texas Tech, Nov 26, 2015 (2 receptions)  
 Long reception: 9, Texas Tech, Nov 26, 2015  
 Total offense attempts: 28, at Baylor, Dec 05, 2015 (28 rush, 0 pass)  
 Total offense yards: 276, Texas Tech, Nov 26, 2015 (276 rush, 0 pass)  
 All-purpose yards: 288 [1st], Texas Tech, Nov 26, 2015  
 Tackles: 1, at California, Sep 17, 2016 (1-0)

## Warrick, Jacorey

Points scored: 6, UTEP, Sep 10, 2016; at California, Sep 17, 2016  
 Touchdowns: 1, UTEP, Sep 10, 2016; at California, Sep 17, 2016  
 Receptions: 7, UTEP, Sep 10, 2016  
 Receiving yards: 73, UTEP, Sep 10, 2016 (7 receptions)  
 Receiving TDs: 1 [1-8th], UTEP, Sep 10, 2016; at California, Sep 17, 2016  
 Long reception: 41, at California, Sep 17, 2016  
 All-purpose yards: 88, at California, Sep 17, 2016  
 Punt returns: 3 [1-7th], Notre Dame, Sep 04, 2016; at California, Sep 17, 2016  
 Punt return yards: 30, Notre Dame, Sep 04, 2016 (3 returns)  
 Long punt return: 20, Notre Dame, Sep 04, 2016  
 Kick returns: 3, Baylor, Oct 29, 2016  
 Kick return yards: 59, Baylor, Oct 29, 2016 (3 returns)  
 Long kick return: 30, vs Arkansas, Dec 29, 2014; Baylor, Oct 29, 2016  
 Tackles: 1, at Notre Dame, Sep 05, 2015 (1-0)

## Wheeler, Anthony

Tackles: 13, vs Oklahoma, Oct 08, 2016 (6-7)  
 Tackles for loss: 1.0, vs Oklahoma, Oct 08, 2016 (1-0); Kansas State, Oct 24, 2015 (1-0); UTEP, Sep 10, 2016 (1-0)  
 Fumbles forced: 2 [1-1st], Baylor, Oct 29, 2016  
 Fumbles recovered: 1 [1-2nd], at Baylor, Dec 05, 2015  
 Pass breakups: 1, at Baylor, Dec 05, 2015; Notre Dame, Sep 04, 2016



## 2016 PARTICIPATION

##	Name	GP/GS	ND	UTEP	CAL	OSU	OU	ISU	KSU	BU
63	Anderson, Alex	4/1	XXX	START	...	XXX	...	XXX	...	...
47	Beck, Andrew	8/3	XXX	START	XXX	XXX	XXX	XXX	START	START
38	Becker, Mitchel	8/-	XXX	XXX	XXX	XXX	XXX	XXX	XXX	XXX
42	Bluiett, Caleb	7/5	START	...	START	XXX	START	XXX	START	START
24	Bonney, John	8/3	XXX	XXX	XXX	XXX	XXX	START	START	START
28	Boyd, Kris	8/4	XXX	XXX	XXX	XXX	START	START	START	START
93	Boyette Jr., Pa	8/2	XXX	START	START	XXX	XXX	XXX	XXX	XXX
7	Buechele, Shane	8/8	START	START	START	START	START	START	START	START
1	Burt, John	7/5	START	START	START	START	START	...	XXX	XXX
98	Christmas, D.	4/-	...	XXX	...	...	XXX	XXX	XXX	...
30	Cole, Timothy	8/1	XXX	XXX	XXX	XXX	XXX	XXX	XXX	START
91	Cottrell, Bryce	6/1	...	XXX	XXX	XXX	...	XXX	XXX	START
51	Cuney, Terrell	2/-	...	XXX	...	...	...	XXX	...	...
99	Daniels, Chris	1/-	...	...	...	...	...	...	...	XXX
2D	Davis, Antwuan	5/-	XXX	XXX	...	...	XXX	XXX	XXX	...
9D	Davis, Davante	8/4	START	START	START	START	XXX	XXX	XXX	XXX
74	Delance, Jean	2/-	...	XXX	...	...	...	XXX	...	...
1D	Dickson, Michae	8/-	XXX	XXX	XXX	XXX	XXX	XXX	XXX	XXX
17	Domingue, Trent	8/-	XXX	XXX	XXX	XXX	XXX	XXX	XXX	XXX
2	Duvernay, Devin	8/1	XXX	XXX	XXX	XXX	XXX	XXX	START	XXX
4E	Elliott, DeShon	8/-	XXX	XXX	XXX	XXX	XXX	XXX	XXX	XXX
5E	Elliott, Jordan	5/-	XXX	XXX	...	XXX	XXX	XXX	...	...
15	Evans, Sheroid	6/4	START	START	START	START	...	XXX	XXX	...
95	Ford, Poona	8/8	START	START	START	START	START	START	START	START
3	Foreman, Armant	8/7	START	START	START	START	START	START	XXX	START
33	Foreman, D'Onta	7/6	START	...	XXX	START	START	START	START	START
4F	Fowler, Erick	5/-	...	XXX	...	XXX	XXX	XXX	XXX	XXX
35	Freeman, Edwin	8/1	XXX	XXX	XXX	XXX	XXX	XXX	XXX	START
54	Graf, Garrett	1/-	...	XXX	...	...	...	...	...	...
87	Gray, Garrett	1/-	...	...	...	...	...	...	...	XXX
44	Hager, Brecklyn	8/3	XXX	START	XXX	START	XXX	XXX	START	XXX
14	Haines, Dylan	7/6	START	...	START	XXX	START	START	START	START
31	Hall, Jason	8/7	START	START	START	XXX	START	START	START	START
13	Heard, Jerrod	7/2	XXX	XXX	XXX	START	START	XXX	XXX	...
5	Hill, Holton	4/2	XXX	...	START	...	START	...	...	XXX
58	Hodges, Brandon	6/5	START	START	START	START	START	...	XXX	...
53	Holbrook, Jak	8/-	XXX	XXX	XXX	XXX	XXX	XXX	XXX	XXX
15	Holtz, Trey	8/-	XXX	XXX	XXX	XXX	XXX	XXX	XXX	XXX
41	Houston, Tristi	1/-	...	XXX	...	...	...	...	...	...
40	Hughes, Naashon	8/5	START	START	XXX	XXX	START	START	XXX	START
4	Humphrey, Lil'J	6/-	...	XXX	XXX	XXX	XXX	...	XXX	XXX
46	Jefferson, Mali	8/7	START	START	START	START	START	START	START	XXX
5J	Joe, Lorenzo	7/-	...	XXX	XXX	XXX	XXX	XXX	XXX	XXX
9	Johnson, Collin	8/-	XXX	XXX	XXX	XXX	XXX	XXX	XXX	XXX
19	Jones, Brandon	8/1	XXX	XXX	XXX	START	XXX	XXX	XXX	XXX
8	Leonard, Dorian	8/3	XXX	XXX	XXX	XXX	XXX	START	START	START
1L	Locke III, P.J.	8/5	START	XXX	START	XXX	START	START	XXX	START
23	McCulloch, Jeff	8/-	XXX	XXX	XXX	XXX	XXX	XXX	XXX	XXX
64	McMillon, Jake	8/3	XXX	XXX	XXX	START	XXX	XXX	START	START
61	Mercado, Alex	1/-	...	XXX	...	...	...	...	...	...
97	Nelson, Chris	8/6	START	XXX	XXX	START	START	START	START	START
75	Nickelson, Tris	5/3	XXX	...	...	...	XXX	START	START	START
62	Ojeaga, Patrick	1/-	...	XXX	...	...	...	...	...	...
78	Okafor, Denzel	6/-	...	XXX	XXX	XXX	XXX	XXX	XXX	...
6	Oliver, Jake	8/2	XXX	XXX	XXX	START	XXX	START	XXX	XXX
90	Omenihu, Charlie	8/7	START	START	START	START	START	START	START	XXX
76	Perkins, Kent	6/6	START	...	START	...	START	START	START	START
21	Porter, Kyle	7/-	XXX	XXX	...	XXX	XXX	XXX	XXX	XXX
32	Roach, Malcolm	8/2	XXX	XXX	XXX	START	XXX	XXX	START	XXX
72	Rodriguez, Elija	8/1	XXX	START	XXX	XXX	XXX	XXX	XXX	XXX
56	Shackelford, Za	7/7	START	START	START	START	START	START	...	START
18	Swoopes, Tyrone	8/-	XXX	XXX	XXX	XXX	XXX	XXX	XXX	XXX
79	Thomas, Garrett	1/-	...	XXX	...	...	...	...	...	...
43	Townsend, Camer	6/-	...	XXX	...	XXX	XXX	XXX	XXX	XXX
3T	Tseng, Johnny	1/-	...	XXX	...	...	...	...	...	...
1V	Vaccaro, Kevin	8/2	XXX	START	XXX	START	XXX	XXX	XXX	XXX
77	Vahe, Patrick	8/7	START	START	START	START	START	START	START	XXX
4V	Vasser, Quincy	7/-	XXX	XXX	...	XXX	XXX	XXX	XXX	XXX
25	Warren III, C.	4/2	XXX	START	START	XXX	...	...	...	...
11	Warrick, Jacore	7/4	START	START	START	...	XXX	START	XXX	XXX
45	Wheeler, Anthon	8/7	START	START	START	START	START	START	START	XXX
94	Wilbon, Gerald	5/-	XXX	XXX	XXX	XXX	XXX	...	...	...
55	Williams, Conno	7/7	START	...	START	START	START	START	START	START
8W	Wilson, Michael	1/-	XXX	...	...	...	...	...	...	...





**NOTRE DAME**  
**FIGHTING IRISH**

**47**  
**0-1**

**F/20T**

**50**  
**1-0**

**TEXAS**  
**LONGHORNS**

**DARRELL K ROYAL - TEXAS MEMORIAL STADIUM**  
**ATTENDANCE: 102,315 (SELLOUT)**

**AUSTIN, Texas**—A six-yard rushing touchdown by Tyrone Swoopes in the second overtime gave Texas a 50-47 win over No. 10 Notre Dame in front of a record-setting home crowd on Sunday night at Darrell K Royal - Texas Memorial Stadium.

The Fighting Irish struck first in the opening minutes to jump out to a 7-0 lead, but the Longhorns responded in short order with a scoring drive of their own.

In his first start at Texas, true freshman quarterback Shane Buechele marched the team downfield to the Notre Dame 19-yard line before finding receiver Armanti Foreman in the end zone to tie the game.

On Texas' first possession of the second quarter, Tyrone Swoopes and the 18-wheeler package propelled the Longhorns into Notre Dame territory, where Buechele took over quarterback duties. A 21-yard pass to junior Jake Oliver, the first reception of his career, positioned the Longhorns at the Irish 13-yard line.

After finding Oliver for another first down, Buechele tucked the ball and barged into the end zone from the one-yard line to give Texas a 14-7 lead.

Notre Dame evened the score on its ensuing drive with a 30-yard pass from quarterback DeShone Kizer to receiver Equanimeous St. Brown. The Longhorns once again answered, this time in the form of a deep 68-yard pass from Buechele to quarterback-turned-receiver Jerrod Heard. With Texas facing a third down at the Notre Dame one-yard line, Swoopes sprinted into the right corner of the end zone to put the Longhorns up 21-14.

The Texas defense stymied Notre Dame's final offensive stand of the half, allowing the Longhorns to take the 21-14 lead back to the locker room.

It took less than a minute into the second half for Texas to extend its lead to 28-14, as Buechele connected with receiver John Burt for a 72-yard touchdown. Buechele's touchdown pass is tied for the fourth longest by a true freshman quarterback in Texas history.

On Texas' next possession, a 25-yard field goal off the leg of kicker Trent Domingue gave the Longhorns a 31-14 lead, their largest of the game. Notre Dame wasted no time in countering, scoring touchdowns on their next two drives to cut Texas' lead to three.

The Fighting Irish began the fourth quarter by scoring again, this time on a touchdown pass from Kizer to receiver Josh Adams to put the Irish up 35-31. The reception gave Notre Dame its first lead since the opening five minutes of the game.

Texas regained the lead with a 68-yard drive to the end zone, capping it off with a 19-yard run by running back D'Onta Foreman. The six points from the score put the Longhorns ahead 37-35, but the Fighting Irish blocked the extra point attempt and returned it for a safety to even the score at 37.

Neither team was able to put up the decisive points in the final 3:23 of regulation, and the Longhorns entered overtime locked in an offensive battle with the Irish.

Texas took advantage of its first possession in overtime, piecing together a 20-yard completion to receiver Jacorey Warrick and a three-yard rush from Swoopes to score the first touchdown. The 44-37 lead was short-lived, as Kizer completed a screen pass to receiver C.J. Sanders to send the game into the second overtime.

The Longhorns limited the Irish to a field goal on the following drive, setting up the opportunity for a winning touchdown to close out the game.

On the next possession, Swoopes scrambled from the Notre Dame six-yard line to punch in the final touchdown of the game, setting off a raucous celebration from the crowd of 102,315.

The win over Notre Dame marks the first Longhorns win over a Top-10 opponent at home since Oct. 25, 2008 against No. 7 Oklahoma State. The Longhorns will face UTEP at home next week.

**Box Score (Final)**  
**2016 Texas Football**  
**#10 Notre Dame vs Texas (Sep 04, 2016 at Austin, Texas)**

Score by Quarters	1	2	3	4	OT	O1	O2	Total
Notre Dame	7	7	14	9	10	7	3	47
Texas	7	14	10	6	13	7	6	50

Qtr	Time	Scoring play
1st	12:28	ND - ST. BROWN, E. 13 yd pass from KIZER, DeShone (YOON, Justin kick), 6-78 2:32
	09:30	UT - Foreman, Armanti 19 yd pass from Buechele, Shane (Domingue, Trent kick), 11-75 2:58
2nd	07:13	UT - Buechele, Shane 1 yd run (Domingue, Trent kick), 16-88 5:13
	03:44	ND - ST. BROWN, E. 30 yd pass from KIZER, DeShone (YOON, Justin kick), 7-75 3:29
	01:12	UT - Swoopes, Tyrone 1 yd run (Domingue, Trent kick), 7-80 2:28
3rd	14:29	UT - Burt, John 72 yd pass from Buechele, Shane (Domingue, Trent kick), 2-75 0:31
	09:14	UT - Domingue, Trent 25 yd field goal, 8-54 3:01
	07:39	ND - KIZER, DeShone 29 yd run (YOON, Justin kick), 4-61 1:28
	05:06	ND - HUNTER JR, Torii 5 yd pass from KIZER, DeShone (YOON, Justin kick), 3-6 1:14
4th	10:57	ND - ADAMS, Josh 17 yd pass from KIZER, DeShone (YOON, Justin kick), 7-46 2:48
	03:29	UT - Foreman, D'Onta 19 yd run (Domingue, Trent kick blockd), 8-68 1:54
	03:29	ND - CRAWFORD, Shaun PAT return
OT	15:00	UT - Swoopes, Tyrone 3 yd run (Domingue, Trent kick), 4-25 0:00
	15:00	ND - SANDERS, C.J. 25 yd pass from KIZER, DeShone (YOON, Justin kick), 1-25 0:00
	15:00	ND - YOON, Justin 39 yd field goal, 4-3 0:00
	15:00	UT - Swoopes, Tyrone 6 yd run, 5-25 0:00

	ND	UT
<b>FIRST DOWNS</b>	22	26
<b>RUSHES-YARDS (NET)</b>	46-206	59-237
<b>PASSING YDS (NET)</b>	238	280
Passes Att-Comp-Int	30-17-0	27-16-1
<b>TOTAL OFFENSE PLAYS-YARDS</b>	76-444	86-517
Fumble Returns-Yards	0-0	0-0
Punt Returns-Yards	2-51	3-30
Kickoff Returns-Yards	5-95	2-29
Interception Returns-Yards	1-22	0-0
Punts (Number-Avg)	7-38.3	6-55.0
Fumbles-Lost	0-0	0-0
Penalties-Yards	8-64	11-104
Possession Time	32:42	27:18
Third-Down Conversions	7 of 16	8 of 18
Fourth-Down Conversions	0 of 0	2 of 2
Red-Zone Scores-Chances	4-5	7-7
Sacks By: Number-Yards	0-0	3-19

**RUSHING:** Notre Dame-FOLSTON, Tarean 18-88; KIZER, DeShone 13-77; ADAMS, Josh 11-43; ZAIRE, Malik 3-0; TEAM 1-minus 2. Texas-Foreman, D'Onta 24-131; Swoopes, Tyrone 13-53; Warren III, Chris 14-46; Buechele, Shane 5-33; TEAM 3-minus 26.

**PASSING:** Notre Dame-KIZER, DeShone 15-24-0-215; ZAIRE, Malik 2-5-0-23; HUNTER JR, Torii 0-1-0-0. Texas-Buechele, Shane 16-26-1-280; Swoopes, Tyrone 0-1-0-0.

**RECEIVING:** Notre Dame-ST. BROWN, E. 5-75; HUNTER JR, Torii 4-37; SANDERS, C.J. 3-55; ADAMS, Josh 3-46; FOLSTON, Tarean 1-17; SMYTHE, Durham 1-8. Texas-Burt, John 6-111; Oliver, Jake 3-36; Foreman, Armanti 3-25; Heard, Jerrod 2-73; Warrick, Jacorey 2-35.

**INTERCEPTIONS:** Notre Dame-CRAWFORD, Shaun 1-22. Texas-None.

**FUMBLES:** Notre Dame-None. Texas-None.

Notre Dame (0-1) vs. Texas (1-0)

Date: Sep 04, 2016 • Site: Austin, Texas • Stadium: Royal-Texas Memorial  
Attendance: 102315

Kickoff time: 6:42 PM • End of Game: 10:42 PM • Total elapsed time: 4:00  
Officials: Referee: Gary Patterson; Umpire: Terrance Ramsey; Linesman: Michael Kelly;  
Line judge: Brian Sakowski; Back judge: Gary Dancewicz; Field judge: Harry Tyson;  
Side judge: Tony Tarantini; Alternate: Joe Pennucci;  
Temperature: 91 • Wind: SE 8 mph • Weather: mostly cloudy, 52%hum



**UTEP**  
**MINERS**

**7**  
**1-1**

**FINAL**

**41**  
**2-0**

**TEXAS**  
**LONGHORNS**

**DARRELL K ROYAL - TEXAS MEMORIAL STADIUM**  
**ATTENDANCE: 92,863**

**AUSTIN, Texas**—In its first game as a Top-25 team under head coach Charlie Strong, No. 11 Texas (2-0) looked the part, defeating the UTEP Miners 41-7 on Saturday night at Darrell K Royal - Texas Memorial Stadium.

The Texas defense was stifling in the opening minutes, denying the Miners even a single first down in each of their first three possessions.

On the other side of the ball, Texas' up-tempo offense kept the chains moving early and often, as quarterback Shane Buechele directed the Longhorns into the red zone on their first possession. A fumble halted the drive, but a defensive stand by Texas forced the UTEP offense to settle for a punt.

Buechele, who became the first true freshman quarterback to start each of the team's first two games, advanced the Longhorns into UTEP territory with a quick pair of passes to receivers Armanti Foreman and Jake Oliver. Perched at the UTEP 29-yard line, Buechele launched a floater into the left corner of the end zone to Jerrod Heard, who hauled it in for the first touchdown reception of his career to give the Longhorns their first lead of the game.

With 2:16 left in the first quarter, the Longhorn defense continued to overpower the Miners. Defensive back Brandon Jones swatted down a punt at the UTEP six-yard line, setting up a 22-yard field goal by kicker Trent Domingue to put the Longhorns up by 10.

The Miners responded in the second quarter with a touchdown from running back Aaron Jones, who exploded for a 51-yard run to the end zone but that would prove to be UTEP's lone score in a lopsided contest.

The next drive saw Texas kicker Trent Domingue tack on another field goal for the Longhorns, this time from 43 yards out.

As the clock ticked down in the first half, the Longhorns pushed downfield for another score. Facing a second-and goal from the eight yard line, Buechele fired to wide receiver Jacorey Warrick, who managed to sneak one foot into the corner of the end zone before falling out of bounds. The touchdown reception marked the first of Warrick's career and put the Longhorns up 20-7 going into the break.

After stalling in their first possession of the second half, the Longhorns rebounded with a 50-yard drive to the goal line. Running back Christopher Warren III anchored the Longhorns' ground attack, storming into the end zone from the one-yard line to extend the lead to 27-7.

Buechele continued to share the wealth on Texas' ensuing possession, connecting with wide receiver Dorian Leonard for a deep 46-yard touchdown pass. Leonard became the third receiver to notch his first career touchdown catch during the game.

Texas opened the final quarter of the game with another scoring drive. After finding Jacorey Warrick twice for a combined 20 yards, Buechele capped off the drive with a touchdown pass to Jerrod Heard. The 41-7 score would remain unchanged in the final minutes and Texas improved to 2-0 for the first time since the 2012 season.

The Longhorns now enter a stretch of the season in which they will face three consecutive teams on the road. They begin by traveling to the Bay Area, where they face Cal on Saturday at 9:30 p.m. CT.

**Box Score (Final)**  
**2016 Texas Football**  
**UTEP vs #11 Texas (Sep 10, 2016 at Austin, Texas)**

Score by Quarters	1	2	3	4	Total
UTEP	0	7	0	0	7
Texas	10	10	14	7	41

**Qtr Time Scoring play**

1st	09:32	UT - Heard, Jerrod 29 yd pass from Buechele, Shane (Domingue, Trent kick), 3-60 0:37
	00:39	UT - Domingue, Trent 22 yd field goal, 4-1 1:37
2nd	08:28	UTEP - JONES, Aaron 51 yd run (MATTOX, Jay kick), 3-60 1:25
	04:42	UT - Domingue, Trent 43 yd field goal, 11-49 3:46
	01:22	UT - Warrick, Jacorey 8 yd pass from Buechele, Shane (Domingue, Trent kick), 9-60 2:12
3rd	08:09	UT - Warren III, Chris 1 yd run (Domingue, Trent kick), 12-52 3:30
	06:07	UT - Leonard, Dorian 46 yd pass from Buechele, Shane (Domingue, Trent kick), 2-54 0:25
4th	09:30	UT - Heard, Jerrod 7 yd pass from Buechele, Shane (Domingue, Trent kick), 7-70 2:05

	UTEP	UT
<b>FIRST DOWNS</b>	10	23
<b>RUSHES-YARDS (NET)</b>	40-135	47-171
<b>PASSING YDS (NET)</b>	73	245
Passes Att-Comp-Int	21-14-0	28-23-0
<b>TOTAL OFFENSE PLAYS-YARDS</b>	61-208	75-416
Fumble Returns-Yards	0-0	0-0
Punt Returns-Yards	1--7	4-32
Kickoff Returns-Yards	7-128	0-0
Interception Returns-Yards	0-0	0-0
Punts (Number-Avg)	11-34.2	5-50.4
Fumbles-Lost	3-1	1-1
Penalties-Yards	8-78	10-115
Possession Time	33:59	26:01
Third-Down Conversions	3 of 15	3 of 12
Fourth-Down Conversions	0 of 0	1 of 1
Red-Zone Scores-Chances	0-0	4-5
Sacks By: Number-Yards	3-16	5-41

**RUSHING:** UTEP-JONES, Aaron 18-123; WADLEY, Quadraiz 6-13; NELSON, Tyrone 2-2; DAWN, Walter 1-minus 1; JOHNSON, Kavika 13-minus 2. Texas-Warren III, Chris 20-95; Buechele, Shane 11-34; Porter, Kyle 8-33; Heard, Jerrod 1-5; Houston, Kristian 3-3; Swoopes, Tyrone 2-3; TEAM 2-minus 2.

**PASSING:** UTEP-JOHNSON, Kavika 9-15-0-42; METZ, Ryan 5-6-0-31. Texas-Buechele, Shane 22-27-0-244; Swoopes, Tyrone 1-1-0-1.

**RECEIVING:** UTEP-DAWN, Walter 3-19; FREYTAG, Cole 2-12; NELSON, Tyrone 2-12; BATSON, Tyler 1-17; PLINKE, Hayden 1-10; REDIX, Warren 1-5; WHITE, Jaquan 1-4; JUNIEL, Terry 1-1; JONES, Aaron 1-1; TAYLOR, Kent 1-minus 8. Texas-Warrick, Jacorey 7-73; Heard, Jerrod 6-46; Foreman, Armanti 3-23; Leonard, Dorian 2-52; Burt, John 2-28; Oliver, Jake 1-10; Humphrey, Lil'Jordan 1-7; Johnson, Collin 1-6.

**INTERCEPTIONS:** UTEP-None. Texas-None.

**FUMBLES:** UTEP-DAWN, Walter 1-0; JUNIEL, Terry 1-0; BATSON, Tyler 1-1. Texas-Warrick, Jacorey 1-1.

UTEP (1-1) vs. Texas (2-0)

Date: Sep 10, 2016 • Site: Austin, Texas • Stadium: Royal-Texas Memorial  
Attendance: 92863

Kickoff time: 6:05 PM • End of Game: 9:28 PM • Total elapsed time: 3:23

Officials: Referee: Reggie Smith; Umpire: Tab Slaughter; Linesman: Mike Moeller;

Line judge: Mark Stewart; Back judge: Lyndon Nixon; Field judge: Matt Mills;

Side judge: Tim Murray; Alternate: Dick Scanlan;

Temperature: 98 • Wind: N 7 mph • Weather: partly cloudy; 44%hum



**CALIFORNIA**  
**GOLDEN BEARS**

**50**  
**2-1**

**FINAL**

**43**  
**2-1**

**TEXAS**  
**LONGHORNS**

**CALIFORNIA MEMORIAL STADIUM**  
**ATTENDANCE: 50,448**

**BERKELEY, Calif.** – The University of Texas' first road test of the season resulted in a wild shootout, as the No. 11 Longhorns (2-1) fell to California (2-1) on Saturday night, 50-43.

The Golden Bears got on the board first, driving down the field to take a 7-0 lead in the opening minutes. The Texas offense, led by freshman quarterback Shane Buechele, responded with a quick drive of their own against the Cal defense for 53 yards.

With the Longhorns 16 yards away from the end zone, Tyrone Swoopes entered the game to begin a night of bruising running attacks for Texas. Running back Chris Warren III steamrolled several Cal defenders on his way to the end zone, putting Texas on the board and evening the score at seven apiece.

On the ensuing Cal possession, Texas stuffed the Golden Bears on fourth-and-one to take over at the 34-yard line. Kicker Trent Domingue took advantage of the excellent field position to nail a field goal from 38 yards out, putting Texas ahead 10-7.

Swoopes re-entered the game on the next Texas possession to replace Buechele. The Cal defense did not have an early answer for Warren III, who capped off the drive by muscling for 12 yards and a touchdown.

The Golden Bears scored another rushing touchdown in the final minute of the first quarter to pull within three.

Brothers Armanti and D'Onta Foreman combined for a one-two punch to open the second quarter for Texas. Armanti kicked off the action with a 34-yard reception from Swoopes, putting the Longhorns within 11 yards of a touchdown. On the next play, D'Onta thundered into the left side of the end zone to finish the job and put the Longhorns up 24-14.

The two teams traded touchdowns in the next minutes, with Buechele finding receiver Jacorey Warrick in the end zone on a 41-yard touchdown pass. The Golden Bears countered with yet another touchdown, making the score 31-28, with Texas holding onto the lead.

Safety Brandon Jones blocked his second punt of the season at the Cal 19-yard line, knocking the ball out of the end zone for a safety. The celebration was short-lived, however, as Cal quarterback Davis Webb connected with favorite target Chad Hansen to give the Golden Bears their first lead of the game, 35-33. The scoreboard remained unchanged going into halftime.

Both offenses were quiet in the third quarter, with neither team finding a way to put up points.

Texas wasted no time scoring in the fourth quarter. D'Onta Foreman seized on a large gap in the middle of the field to take it to the house, recapturing the lead for Texas.

The points continued to stack up in the game, as Cal scored a touchdown for the lead. The Golden Bears dealt an additional blow with a two-point conversion, making it a three-point game at 43-40.

Texas evened the score with a field goal from Trent Domingue, but another pass from Webb to Hansen resulted in a touchdown. Down 50-43 with 3:34 left in the game, Texas was unable to find an answer on offense, and the Golden Bears took a knee in the

final minute to seal the win.

Texas will have a bye week before they head out on the road again, this time to open up Big 12 Conference play against Oklahoma State in Stillwater.

**Box Score (Final)**  
**2016 Texas Football**  
**#11 Texas vs California (Sep 17, 2016 at Berkeley, California)**

Score by Quarters	1	2	3	4	Total
Texas	17	16	0	10	43
California	14	21	0	15	50

**Qtr Time Scoring play**

1st	12:53	CAL - Veasy, Jordan 29 yd pass from Webb, Davis (Anderson, Matt kick), 6-84 2:07
	09:38	UT - Warren III, Chris 4 yd run (Domingue, Trent kick), 13-84 3:10
	07:16	UT - Domingue, Trent 38 yd field goal, 5-12 1:05
	03:31	UT - Warren III, Chris 12 yd run (Domingue, Trent kick), 7-64 2:04
	00:07	CAL - Enwere, Vic 1 yd run (Anderson, Matt kick), 10-66 3:17
2nd	13:31	UT - Foreman, D'Onta 4 yd run (Domingue, Trent kick), 6-86 1:29
	09:43	CAL - Enwere, Vic 1 yd run (Anderson, Matt kick), 5-46 1:35
	07:43	UT - Warrick, Jacorey 41 yd pass from Buechele, Shane (Domingue, Trent kick), 8-80 1:54
	04:55	CAL - Stovall, Melqui 29 yd pass from Webb, Davis (Anderson, Matt kick), 8-58 2:40
	01:38	UT - Jones, Brandon safety
	00:55	CAL - Hansen, Chad 23 yd pass from Webb, Davis (Anderson, Matt kick), 2-24 0:23
4th	13:28	UT - Foreman, D'Onta 47 yd run (Domingue, Trent kick), 1-47 0:09
	10:45	CAL - Webb, Davis 1 yd run (Hansen, Chad rush), 9-76 2:38
	05:29	UT - Domingue, Trent 35 yd field goal, 12-59 5:10
	03:41	CAL - Hansen, Chad 12 yd pass from Webb, Davis (Anderson, Matt kick), 7-65 1:40

	UT	CAL
<b>FIRST DOWNS</b>	34	24
<b>RUSHES-YARDS (NET)</b>	51-307	40-111
<b>PASSING YDS (NET)</b>	261	396
Passes Att-Comp-Int	39-23-2	40-27-0
<b>TOTAL OFFENSE PLAYS-YARDS</b>	90-568	80-507
Fumble Returns-Yards	0-0	0-0
Punt Returns-Yards	4-43	2-1
Kickoff Returns-Yards	8-146	6-167
Interception Returns-Yards	0-0	2-62
Punts (Number-Avg)	4-43.5	6-40.2
Fumbles-Lost	0-0	3-0
Penalties-Yards	7-50	6-71
Possession Time	31:47	28:13
Third-Down Conversions	7 of 15	7 of 15
Fourth-Down Conversions	0 of 0	1 of 2
Red-Zone Scores-Chances	4-4	4-5
Sacks By: Number-Yards	3-30	3-13

**RUSHING:** Texas-Foreman, D'Onta 21-157; Warren III, Chris 18-119; Swoopes, Tyrone 6-32; Buechele, Shane 6-minus 1. California-Enwere, Vic 18-110; Muhammad, Khalf 9-27; Watson, Tre 5-11; Stovall, Melqui 1-2; TEAM 2-minus 11; Webb, Davis 5-minus 28.

**PASSING:** Texas-Buechele, Shane 19-33-1-196; Swoopes, Tyrone 4-6-1-65. California-Webb, Davis 27-40-0-396.

**RECEIVING:** Texas-Oliver, Jake 5-46; Foreman, Armanti 4-72; Warrick, Jacorey 4-64; Burt, John 4-36; Johnson, Collin 2-16; Heard, Jerrod 2-10; Duvernay, Devin 1-10; Leonard, Dorian 1-7. California-Hansen, Chad 12-196; Stovall, Melqui 6-74; Veasy, Jordan 3-77; Robertson, Deme 1-16; Singleton, Bran 1-15; Worstell, Patri 1-13; Enwere, Vic 1-4; Muhammad, Khalf 1-3; Watson, Tre 1-minus 2.

**INTERCEPTIONS:** Texas-None. California-Rubenzer, Luke 1-45; Nwokocha, Chibu 1-17.

**FUMBLES:** Texas-None. California-Enwere, Vic 1-0; Muhammad, Khalf 1-0; Webb, Davis 1-0.

Texas (2-1) vs. California (2-1)

Date: Sep 17, 2016 • Site: Berkeley, California • Stadium: Memorial Stadium  
Attendance: 50448

Kickoff time: 7:30pm • End of Game: 11:37pm • Total elapsed time: 3:56  
Officials: Referee: Mike Defee; Umpire: Robert Richeson; Linesman: Al Green;  
Line judge: Derek Anderson; Back judge: Terry Jones; Field judge: Joe Blubaugh;  
Side judge: Lo van Pham; Alternate: Mike Contreras;  
Temperature: 64 F • Wind: Nil • Weather: Clear





**OKLAHOMA STATE**  
**COWBOYS**

**49**  
**3-2 (1-1)**

**FINAL**

**31**  
**2-2 (0-1)**

**TEXAS**  
**LONGHORNS**

**BOONE PICKENS STADIUM**  
**ATTENDANCE: 53,468**

**STILLWATER, Okla.** - A 49-31 shootout on Saturday snapped Texas' eight game winning streak in Stillwater, as the Longhorns (2-2, 0-1) fell to the Oklahoma State Cowboys (3-2, 1-1) in their first Big 12 contest of the year.

The defeat marks the first road loss against the Cowboys since 1997.

Freshman quarterback Shane Buechele threw for 239 yards, going 21-of-33 on the day.

Running backs Chris Warren III and D'Onta Foreman each registered over 100 yards on the ground, rushing for 106 and 148 yards, respectively.

On an afternoon replete with scoring drives, Oklahoma State got on the board first with a 30-yard rush to the end zone in the opening minutes. After Texas came up on short on a third down-and-two in their first possession, Oklahoma State quarterback Mason Rudolph connected with wide receiver James Washington to extend the lead to 14-0.

Texas wasted no time in responding, making quick work of the Cowboy defense en route to their first score of the game. Quarterback Shane Buechele launched a 49-yard pass to Dorian Leonard to position the Longhorns at the Oklahoma State two-yard line. On the next play, quarterback Tyrone Swoopes found an opening in the right corner of the end zone to put the Longhorns on the board.

On Texas' next possession, running back D'Onta Foreman broke free for 22 yards and another touchdown, seemingly evening the score at 14 apiece. However, the Cowboys blocked the extra point attempt and returned it for two points, lengthening their advantage over the Longhorns to 16-13.

The Longhorns continued to rely on a punishing ground attack to move into Oklahoma State territory on their ensuing possession. Facing a second down-and-nine from the Oklahoma State 12-yard line, Tyrone Swoopes churned for the remaining yardage and Texas' third touchdown of the day. The special teams drama continued, however, and the Cowboys stuffed another extra point attempt to leave the score at 19-16, Texas.

Both teams traded touchdowns in their next possessions. After the Cowboys took the lead at 23-19, Buechele fired a short pass to tight end Andrew Beck, who extended the play for a 39-yard charge to the end zone and a 25-23 Longhorn lead. The scoreboard remained unchanged as the Cowboys blocked their third extra point of the afternoon.

Oklahoma State found the end zone two more times before the clock expired, taking a 37-25 lead into the locker room.

Another Cowboy touchdown in the third quarter extended the Longhorn deficit to 43-25. The Longhorns proved that no special teams squad was safe, however, as defensive tackle Poona Ford blocked the Cowboys' extra point attempt.

On Texas' next drive, D'Onta Foreman exploded for a 62-yard touchdown rush, pulling the Longhorns to within 12.

The Longhorn offense remained quiet for the rest of the game, and the Cowboys tacked on two more field goals for a final score of 49-31.

The Longhorns will continue conference play next Saturday in Dallas, where they will face off against the rival Oklahoma Sooners in the annual Red River Showdown at the Cotton Bowl. The game will be broadcast at 11 a.m. CT on Fox Sports 1.

**Box Score (Final)**  
**2016 Texas Football**  
**#22 Texas vs Oklahoma State (Oct 1, 2016 at Stillwater, Okla.)**

Score by Quarters	1	2	3	4	Total
Texas	13	12	6	0	31
Oklahoma State	16	21	6	6	49

**Qtr Time Scoring play**

1st	11:29	OSU - Hill, Justice 30 yd run (Grogan, Ben kick), 9-75 3:31
	07:23	OSU - Washington, J. 54 yd pass from Rudolph, Mason (Grogan, Ben kick), 6-68 2:21
	05:50	UT - Swoopes, Tyrone 2 yd run (Domingue, Trent kick), 6-84 1:33
	01:25	UT - Foreman, D'Onta 22 yd run (Domingue, Trent kick blockd), 8-73 2:30
	01:25	OSU - Flowers, Tre PAT return
2nd	10:13	UT - Swoopes, Tyrone 12 yd run (Domingue, Trent kick blockd), 14-81 4:37
	08:33	OSU - Rudolph, Mason 10 yd run (Grogan, Ben kick), 5-80 1:40
	06:31	UT - Beck, Andrew 39 yd pass from Buechele, Shane (Domingue, Trent kick blockd), 5-75 2:02
	05:05	OSU - McCleskey, Jalen 36 yd pass from Rudolph, Mason (Grogan, Ben kick), 4-75 1:26
	00:31	OSU - McCleskey, Jalen 52 yd pass from Rudolph, Mason (Grogan, Ben kick), 7-84 1:02
3rd	05:11	OSU - Sanders, Barry J 1 yd run (Grogan, Ben kick blockd), 2-1 0:41
	04:08	UT - Foreman, D'Onta 62 yd run (Swoopes, Tyrone rush failed), 4-75 1:03
4th	11:54	OSU - Grogan, Ben 26 yd field goal, 9-53 3:52
	06:44	OSU - Grogan, Ben 24 yd field goal, 8-61 3:13

	UT	OSU
<b>FIRST DOWNS</b>	26	22
<b>RUSHES-YARDS (NET)</b>	49-329	43-163
<b>PASSING YDS (NET)</b>	239	392
Passes Att-Comp-Int	33-21-1	28-19-0
<b>TOTAL OFFENSE PLAYS-YARDS</b>	82-568	71-555
Fumble Returns-Yards	0-0	0-0
Punt Returns-Yards	3-18	1-8
Kickoff Returns-Yards	7-143	2-38
Interception Returns-Yards	0-0	1-14
Punts (Number-Avg)	5-45.2	6-46.0
Fumbles-Lost	1-0	0-0
Penalties-Yards	5-39	7-70
Possession Time	29:22	30:38
Third-Down Conversions	6 of 16	7 of 15
Fourth-Down Conversions	2 of 3	0 of 0
Red-Zone Scores-Chances	2-4	4-4
Sacks By: Number-Yards	3-20	0-0

**RUSHING:** Texas-Foreman, D'Onta 17-148; Warren III, Chris 10-106; Porter, Kyle 7-29; Swoopes, Tyrone 6-24; Buechele, Shane 8-16; Dickson, Michael 1-6. Oklahoma State-Hill, Justice 25-135; Sanders, Barry J 6-12; Childs, Rennie 2-12; Rudolph, Mason 8-2; Carr, Jeff 1-1; McCleskey, Jalen 1-1.

**PASSING:** Texas-Buechele, Shane 21-33-1-239. Oklahoma State-Rudolph, Mason 19-28-0-392.

**RECEIVING:** Texas-Heard, Jerrod 4-37; Oliver, Jake 4-37; Foreman, Armani 3-19; Leonard, Dorian 2-55; Burt, John 2-16; Beck, Andrew 1-39; Foreman, D'Onta 1-21; Humphrey, Lil'Jordan 1-8; Duvernay, Devin 1-6; Porter, Kyle 1-2; Joe, Lorenzo 1-minus 1. Oklahoma State-McCleskey, Jalen 4-109; Jarwin, Blake 4-50; Washington, J. 3-91; Lacy, Chris 3-52; Seales, Jhajuan 3-49; Brown, Keenen 1-38; Sanders, Barry J 1-3.

**INTERCEPTIONS:** Texas-None. Oklahoma State-Sterns, Jordan 1-14.

**FUMBLES:** Texas-Buechele, Shane 1-0. Oklahoma State-None.

Texas (2-2,0-1) vs. Oklahoma State (3-2,1-1)  
Date: Oct 1, 2016 • Site: Stillwater, Okla. • Stadium: BoonePickens Stadium  
Attendance: 53468

Kickoff time: 11:06 am • End of Game: 2:41 pm • Total elapsed time: 3:35  
Officials: Referee: Brad Van Vark; Umpire: Michael Cooper; Linesman: George Gusman;  
Line judge: Frank LeBlanc; Back judge: Brian Ernest; Field judge: Jason Ledet;  
Side judge: Gene Semko; Alternate: Brian Alos;  
Temperature: 68 deg • Wind: 4 SSE • Weather: Sunny, clear





**OKLAHOMA**  
**SOONERS**

**45**

**3-2 (2-0)**

**FINAL**

**40**

**2-3 (0-2)**

**TEXAS**  
**LONGHORNS**

**COTTON BOWL (DALLAS, TX)**  
**ATTENDANCE: 92,100**

**DALLAS, Texas** — Despite scoring four second-half touchdowns, the University of Texas football team (2-3, 0-2 Big 12) fell to Oklahoma (3-2, 2-0) by a 45-40 final score in the AT&T Red River Showdown at the Cotton Bowl on Saturday afternoon in Dallas.

Neither team managed much offense through the first eight minutes of the game, but senior safety Dylan Haines stepped up for his second interception of the game with just under seven to go to set the Longhorns up for a score. The ensuing Texas possession provided a Trent Domingue field goal opportunity and the kicker delivered, putting the Longhorns up 3-0.

The Sooners responded minutes later, however, when OU's Steven Parker recovered a fumble on the Longhorns' 16-yard line. Oklahoma punched it in three plays later to take a 7-3 lead with just over two minutes to play in the quarter.

Armanti Foreman's 33-yard kick return preceded two receptions—a 14-yarder by Collin Johnson and a four-yarder by Lorenzo Joe—to advance the Longhorns on their own 47. On the next play, the Sooners were flagged for a pair of penalties totaling 30 yards and the Longhorns found themselves driving heading into the second quarter.

At the start of the quarter, three rushing attempts from D'Onta Foreman led to the first Texas touchdown of the afternoon and, following a successful extra point from Domingue, the Longhorns took a 10-7 advantage.

Despite a Poona Ford forced fumble and subsequent recovery, the Longhorns could not muster another touchdown in the half. With just under five minutes to play, Oklahoma once again regained the lead—this time, thanks to a 71-yard completion from Baker Mayfield to Dede Westbrook, the longest Oklahoma TD reception in Red River Rivalry history.

The Longhorns answered with another Domingue field goal to run out the clock, sending Texas to the break trailing 14-13.

The second half proved to be a back-and-forth affair as the two teams traded touchdowns on each of their first two possessions.

On the opening drive, Buechele completed a 63-yard touchdown pass to Devin Duvernay to put the Longhorns back out in front. The touchdown was the first of Duvernay's career. The Domingue extra point gave the Horns a 20-14 advantage over the Sooners with just over a minute gone by in the quarter.

In their first drive of the fourth, the Sooners then added another rushing touchdown with to go ahead 42-27 on the Longhorns with just under 12 to play in regulation.

It was the Foreman twins that put together the score on the next Texas possession. D'Onta Foreman rushed twice for 35 yards before Armanti made two receptions totaling 12 yards. D'Onta added another 10-yard run and Armanti followed with a 10-yard reception from Buechele and after the extra point, the Longhorns were back within eight points at 42-34.

Oklahoma squeaked a field goal through to make it 45-34 with 2:36 to play, but the Longhorns weren't done yet.

D'Onta Foreman plowed through the Sooner defense on the subsequent drive to pull the Longhorns to within five at 45-40. The touchdown, his second of the game, gave him 159 yards on the day. The Longhorns had an onside kick following the touchdown, but it was recovered by Oklahoma.

**Box Score (Final)**  
**2016 Texas Football**  
**Texas vs #20 Oklahoma (Oct 08, 2016 at Dallas, Texas)**

Score by Quarters	1	2	3	4	Total
Texas	3	10	14	13	40
Oklahoma	7	7	21	10	45

Qtr	Time	Scoring play
1st	05:21	UT - Domingue, Trent 33 yd field goal, 4--3 1:22
	01:43	OU - Perine, Samaje 2 yd run (Seibert, Austin kick), 3-16 1:11
2nd	14:21	UT - Foreman, D'Onta 1 yd run (Domingue, Trent kick), 8-66 2:22
	04:02	OU - Westbrook, Dede 71 yd pass from Mayfield, Baker (Seibert, Austin kick), 4-85 1:09
	00:00	UT - Domingue, Trent 28 yd field goal, 18-64 4:02
3rd	13:47	UT - Duvernay, Devin 63 yd pass from Buechele, Shane (Domingue, Trent kick), 5-79 1:13
	12:49	OU - Westbrook, Dede 42 yd pass from Mayfield, Baker (Seibert, Austin kick), 3-79 0:58
	10:43	UT - Leonard, Dorian 45 yd pass from Buechele, Shane (Domingue, Trent kick), 6-75 2:06
	08:13	OU - Mayfield, Baker 4 yd run (Seibert, Austin kick), 7-85 2:30
	05:39	OU - Westbrook, Dede 47 yd pass from Mayfield, Baker (Seibert, Austin kick), 4-76 1:14
4th	11:53	OU - Perine, Samaje 3 yd run (Seibert, Austin kick), 13-93 6:27
	10:34	UT - Foreman, Armanti 10 yd pass from Buechele, Shane (Domingue, Trent kick), 6-67 1:19
	02:36	OU - Seibert, Austin 39 yd field goal, 15-60 7:58
	01:45	UT - Foreman, D'Onta 22 yd run (Buechele, Shane pass failed), 5-69 0:51

	UT	OU
<b>FIRST DOWNS</b>	23	28
<b>RUSHES-YARDS (NET)</b>	46-180	55-282
<b>PASSING YDS (NET)</b>	245	390
Passes Att-Comp-Int	36-19-1	31-22-2
<b>TOTAL OFFENSE PLAYS-YARDS</b>	82-425	86-672
Fumble Returns-Yards	0-0	0-0
Punt Returns-Yards	0-0	2-3
Kickoff Returns-Yards	4-87	4-66
Interception Returns-Yards	2-38	1-0
Punts (Number-Avg)	6-44.8	3-37.3
Fumbles-Lost	1-1	4-2
Penalties-Yards	2-10	5-55
Possession Time	24:20	35:40
Third-Down Conversions	7 of 18	8 of 14
Fourth-Down Conversions	1 of 1	0 of 0
Red-Zone Scores-Chances	4-5	4-4
Sacks By: Number-Yards	1-7	4-18

**RUSHING:** Texas-Foreman, D'Onta 25-159; Buechele, Shane 11-27; Porter, Kyle 6-16; Swoopes, Tyrone 4-7; Leonard, Dorian 0-minus 12; Heard, Jerrod 0-minus 17. Oklahoma-Perine, Samaje 35-214; Mixon, Joe 16-48; Mayfield, Baker 4-20.

**PASSING:** Texas-Buechele, Shane 19-36-1-245. Oklahoma-Mayfield, Baker 22-31-2-390.

**RECEIVING:** Texas-Foreman, Armanti 5-28; Duvernay, Devin 3-81; Johnson, Collin 3-44; Joe, Lorenzo 2-10; Burt, John 2-6; Leonard, Dorian 1-45; Oliver, Jake 1-13; Warrick, Jacorey 1-9; Heard, Jerrod 1-9. Oklahoma-Westbrook, Dede 10-232; Mixon, Joe 3-12; Lewis, Geno 2-26; Miller, A.D. 2-22; Flowers, D. 2-18; Green, Dahu 1-51; Andrews, Mark 1-29; Jones, Mykel 1-0.

**INTERCEPTIONS:** Texas-Haines, Dylan 2-38. Oklahoma-Sunderland, W. 1-0.

**FUMBLES:** Texas-Foreman, D'Onta 1-1. Oklahoma-Mixon, Joe 3-2; Mayfield, Baker 1-0.

Texas (2-3,0-2) vs. Oklahoma (3-2,2-0)

Date: Oct 08, 2016 • Site: Dallas, Texas • Stadium: Cotton Bowl  
Attendance: 92100

Kickoff time: 11:06 am • End of Game: 3:00 • Total elapsed time: 3:54  
Officials: Referee: Reggie Smith; Umpire: Tab Slaughter; Linesman: Mike Moeller;  
Line judge: Mark Stewart; Back judge: Lyndon Nixon; Field judge: Matt Mills;  
Side judge: Tim Murray; Center judge: Dan Scanlan;  
Temperature: 65 • Wind: No Wind • Weather: Sunny



**IOWA STATE**  
**CYCLONES**

6

1-6 (0-4)

FINAL

27

3-3 (1-2)

**TEXAS**  
**LONGHORNS**

**DARRELL K ROYAL - TEXAS MEMORIAL STADIUM**  
**ATTENDANCE: 96,851**

**AUSTIN, Texas** – The Texas Longhorns (3-3, 1-2) returned to a warm welcome on Saturday night at Darrell K. Royal Texas Memorial Stadium, defeating the Iowa State Cyclones (1-6, 0-4) 27-6 after a month-long stretch on the road.

Freshman quarterback Shane Buechele completed 26 of 38 passes for 296 yards and two touchdowns to Jerrod Heard and Devin Duvernay. Running back D'Onta Foreman continued his habit of punishing opposing defenses, rushing for 139 yards and the sole rushing touchdown of the night.

On the other side of the ball, a stingy Texas defense allowed only 280 yards of total offense and prevented the Cyclones from ever making it into the end zone. Naashon Hughes led the Longhorns with two sacks and one assist, but five other players also collected sacks for a total of eight on the night.

Both defenses provided stops on third down to keep the game scoreless in the opening drives. In its second possession, Iowa State marched downfield into field goal range before a sack by Jeffery McCulloch on third down quashed the Cyclones' touchdown aspirations. The stop by Texas left Iowa State to settle for a field goal, making the score 3-0 with 3:59 remaining in the first quarter.

Iowa State quickly reclaimed the ball after forcing a Texas fumble on the Longhorns' own 18-yard line. The Cyclones advanced as far as the three-yard line before a crucial third down pass breakup from Kris Boyd halted the drive. Once again, the Cyclones turned to their kicking team for points, this time converting a 25-yard field goal to put Iowa State ahead by six.

Armanti Foreman returned the ensuing kickoff for 22 yards, crossing midfield to put the Longhorns in excellent field position at the Iowa State 48-yard line. From there, Texas' hurry up offense jumped into high gear, with D'Onta Foreman taking nearly all of the carries en route to the Iowa State four-yard line. Kicker Trent Domingue entered the game to nail a 21-yard field goal, putting the Longhorns within three.

The Cyclones threatened to score again on their next possession, advancing to the Texas 33-yard line. With one second left on the clock, the Iowa State kickoff team trotted onto the field with hopes of lengthening their lead to six. The kick veered wide left, however, leaving the score at 6-3 going into the half.

Texas found its groove on both sides of the ball in the third quarter. With Buechele at the helm, the Longhorns utilized six different wide receivers as they drove downfield in the first possession of the half. Positioned at the Iowa State 37-yard line, Buechele fired a deep pass to wide receiver Jerrod Heard for a touchdown. The scoring drive put Texas ahead 10-6, their first lead of the game.

The win marks the first victory for the Longhorns since Sept. 10 against UTEP.

**Box Score (Final)**  
**2016 Texas Football**  
**Iowa State vs Texas (Oct 15, 2016 at Austin, Texas)**

Score by Quarters	1	2	3	4	Total
Iowa State	6	0	0	0	6
Texas	0	3	21	3	27

**Qtr Time Scoring play**

1st	03:59	ISU - Netten, Cole 39 yd field goal, 12-58 5:44
	00:35	ISU - Netten, Cole 25 yd field goal, 6-10 2:36
2nd	00:15	UT - Domingue, Trent 21 yd field goal, 10-44 1:31
3rd	12:53	UT - Heard, Jerrod 37 yd pass from Buechele, Shane (Domingue, Trent kick), 8-75 2:07
	07:13	UT - Duvernay, Devin 75 yd pass from Buechele, Shane (Domingue, Trent kick), 4-87 1:04
	00:53	UT - Foreman, D'Onta 18 yd run (Domingue, Trent kick), 13-96 4:17
4th	04:54	UT - Domingue, Trent 29 yd field goal, 11-46 4:17

	ISU	UT
<b>FIRST DOWNS</b>	19	28
<b>RUSHES-YARDS (NET)</b>	43-98	47-209
<b>PASSING YDS (NET)</b>	182	296
Passes Att-Comp-Int	34-19-0	38-26-1
<b>TOTAL OFFENSE PLAYS-YARDS</b>	77-280	85-505
Fumble Returns-Yards	0-0	0-0
Punt Returns-Yards	2--1	4-42
Kickoff Returns-Yards	4-109	1-15
Interception Returns-Yards	1-0	0-0
Punts (Number-Avg)	7-46.3	4-46.5
Fumbles-Lost	1-1	1-1
Penalties-Yards	6-64	9-100
Possession Time	31:16	28:44
Third-Down Conversions	6 of 18	11 of 19
Fourth-Down Conversions	1 of 3	0 of 1
Red-Zone Scores-Chances	2-3	3-3
Sacks By: Number-Yards	0-0	8-44

**RUSHING:** Iowa State-Warren, Mike 18-60; Montgomery, Da. 6-31; Lanning, Joel 14-12; Park, Jacob 5-minus 5. Texas-Foreman, D'Onta 30-136; Porter, Kyle 7-37; Buechele, Shane 5-33; Swoopes, Tyrone 4-5; Team 1-minus 2.

**PASSING:** Iowa State-Lanning, Joel 12-21-0-140; Park, Jacob 7-13-0-42. Texas-Buechele, Shane 26-38-1-296.

**RECEIVING:** Iowa State-Lazard, Allen 7-65; Jones, D. 5-87; Montgomery, Da. 2-9; Daley, Dondre 2-3; Murdock, M. 1-14; Butler, Hakeem 1-3; Warren, Mike 1-1. Texas-Leonard, Dorian 5-47; Duvernay, Devin 4-96; Joe, Lorenzo 3-25; Foreman, Armanti 3-23; Oliver, Jake 3-21; Heard, Jerrod 2-45; Johnson, Collin 2-21; Warrick, Jacorey 2-7; Porter, Kyle 1-8; Foreman, D'Onta 1-3.


**INTERCEPTIONS:** Iowa State-Seeley, Kane 1-0. Texas-None.

**FUMBLES:** Iowa State-Lanning, Joel 1-1. Texas-Foreman, D'Onta 1-1.

Iowa State (1-6,0-4) vs. Texas (3-3,1-2)

Date: Oct 15, 2016 • Site: Austin, Texas • Stadium: DKR Texas Memorial  
Attendance: 96851

Kickoff time: 6:05 PM • End of Game: 9:25 PM • Total elapsed time: 3:20  
Officials: Referee: Scott Campbell; Umpire: Joe Bellinger; Linesman: Doug Moore;  
Line judge: Keith Garmond; Back judge: Joel Wetzel; Field judge: Randy Smith;  
Side judge: Corey Luxner; Center judge: Stacy Hardin;  
Temperature: 89 • Wind: S 6 mph • Weather: partly cloudy:48%hum



**KANSAS STATE**  
**WILDCATS**

**24**  
**4-3 (2-2)**

**FINAL**

**21**  
**3-4 (1-3)**



**TEXAS**  
**LONGHORNS**

**BILL SNYDER FAMILY FOOTBALL STADIUM**  
**ATTENDANCE: 52,238**

**MANHATTAN, Kansas** - An early deficit on the road proved to be too much for the Longhorns, as Texas (3-4, 1-3) fell to Kansas State (4-3, 2-2), 24-21 on Saturday afternoon.

Running back D'Onta Foreman recorded over 100 rushing yards in his eighth straight game, the longest active streak in the FBS.

Kansas State inflicted damage early in the contest. The Wildcats ate up nearly six minutes off the clock as they methodically powered downfield in their first drive, eventually scoring a touchdown off a six-yard rush from quarterback Jesse Ertz.

The Longhorn offense had no answers for an unrelenting Kansas State defense in their first two drives. Meanwhile, the Wildcats scored another touchdown off a 19-yard rush from Ertz, extending the Longhorn deficit to 14.

Both offenses remained quiet until the end of the second quarter, when Texas gained control of the ball at its own 10-yard line with 4:23 left in the half. The Longhorns collected a first down off a 10-yard pass from quarterback Shane Buechele to wide receiver Jacorey Warrick. On the next play, Buechele fired to wide receiver Devin Duvernay, who took it to the house for an 80-yard touchdown pass.

The Wildcats wasted no time in responding. The Kansas State drive spanned the final minutes in the half and ended on an eight-yard touchdown pass, making the score 21-7. The scoreboard remained unchanged as the teams headed to the locker rooms for the break.

The opening of the second half looked like much of the same for the Longhorns, as the Wildcat defense stumped them on their first possession. On the ensuing drive, Kansas State was poised to tack on another six points, but linebacker Anthony Wheeler forced a fumble in the end zone that was recovered by safety Dylan Haines.

Texas was unable to capitalize on the turnover, however, leaving the score at 21-7.

The Longhorn defense limited the Wildcats to a 35-yard field goal on the next possession, making the score 24-7.

For their final possession of the third quarter, the Longhorns turned to their ground attack for points. Foreman broke off two consecutive 15-yard runs, putting the Longhorns within 15 yards of the end zone. From there, quarterback Tyrone Swoopes took the reins of the offense and muscled his way into the end zone for a touchdown, making the score 24-14.

The Longhorns saw glimmers of hope at the start of the fourth quarter, with Edwin Freeman hauling in an interception and a recovered fumble on two consecutive K-State drives. Both times, however, the Longhorns were unable to score any points.

With 2:24 left in the game, Texas regained the ball and drove downfield into the red zone. Buechele found wide receiver Dorian Leonard in the end zone from six yards out, putting the Longhorns within three at 24-21.

But with only 46 seconds left in the game, time proved to be the final enemy for Texas. The Wildcats recovered a UT onside kick and ran out the clock to seal the victory.

Texas returns home next week to face Baylor at 2:30 p.m.

**Box Score (Final)**  
**2016 Texas Football**  
**Texas vs Kansas State (Oct 22, 2016 at Manhattan, Kan.)**

Score by Quarters	1	2	3	4	Total
Texas	0	7	7	7	21
Kansas State	7	14	3	0	24

**Qtr Time Scoring play**

1st	09:23	KS - Ertz, Jesse 6 yd run (McCrane, M. kick), 9-68 5:37
2nd	13:32	KS - Ertz, Jesse 19 yd run (McCrane, M. kick), 16-80 7:23
	04:03	UT - Duvernay, Devin 80 yd pass from Buechele, Shane (Domingue, Trent kick), 2-90 0:20
	00:09	KS - Pringle, Byron 8 yd pass from Ertz, Jesse (McCrane, M. kick), 9-75 3:54
3rd	04:30	KS - McCrane, M. 35 yd field goal, 7-56 3:08
	00:31	UT - Swoopes, Tyrone 8 yd run (Domingue, Trent kick), 12-75 3:59
4th	00:46	UT - Leonard, Dorian 6 yd pass from Buechele, Shane (Domingue, Trent kick), 7-57 2:07

	UT	KS
<b>FIRST DOWNS</b>	20	27
<b>RUSHES-YARDS (NET)</b>	38-122	51-234
<b>PASSING YDS (NET)</b>	222	171
Passes Att-Comp-Int	24-17-0	27-20-1
<b>TOTAL OFFENSE PLAYS-YARDS</b>	62-344	78-405
Fumble Returns-Yards	1-0	0-0
Punt Returns-Yards	0-0	1-12
Kickoff Returns-Yards	3-40	2-46
Interception Returns-Yards	1-33	0-0
Punts (Number-Avg)	4-40.2	3-33.0
Fumbles-Lost	1-0	2-2
Penalties-Yards	10-72	8-75
Possession Time	21:33	38:27
Third-Down Conversions	3 of 11	5 of 13
Fourth-Down Conversions	0 of 2	2 of 2
Red-Zone Scores-Chances	2-3	4-5
Sacks By: Number-Yards	2-16	3-26

**RUSHING:** Texas-Foreman, D'Onta 24-124; Swoopes, Tyrone 2-11; Porter, Kyle 1-1; Buechele, Shane 9-minus 3; TEAM 2-minus 11. Kansas State-Jones, Charles 12-81; Ertz, Jesse 18-78; Silmon, Justin 11-58; Barnes, Alex 4-17; Hubener, Joe 1-9; Heath, D. 1-2; Warmack, Dalvin 1-minus 2; Dimel, Winston 1-minus 3; TEAM 2-minus 6.

**PASSING:** Texas-Buechele, Shane 17-24-0-222. Kansas State-Ertz, Jesse 20-27-1-171.

**RECEIVING:** Texas-Johnson, Collin 4-22; Leonard, Dorian 3-27; Warrick, Jacorey 3-19; Foreman, Armanti 2-17; Duvernay, Devin 1-80; Oliver, Jake 1-23; Foreman, D'Onta 1-20; Heard, Jerrod 1-7; Joe, Lorenzo 1-7. Kansas State-Heath, D. 7-41; Burton, Deante 4-53; Pringle, Byron 4-42; Jones, Charles 2-14; Zuber, Isalah 2-9; Dimel, Winston 1-12.

**INTERCEPTIONS:** Texas-Freeman, Edwin 1-33. Kansas State-None.

**FUMBLES:** Texas-Buechele, Shane 1-0. Kansas State-Jones, Charles 1-1; Ertz, Jesse 1-1.

Texas (3-4,1-3) vs. Kansas State (4-3,2-2)  
Date: Oct 22, 2016 • Site: Manhattan, Kan. • Stadium: Snyder Stadium  
Attendance: 52328

Kickoff time: 11:01 am • End of Game: 2:20 pm • Total elapsed time: 3:19  
Officials: Referee: Mike Defee; Umpire: Robert Richeson; Linesman: Al Green;  
Line judge: Derek Anderson; Back judge: Terry Jones; Field judge: Joe Blubaugh;  
Side judge: Lo van Pham; Center judge: Mike Conteraz;  
Temperature: 53 F • Wind: SW 7 • Weather: Sunny





**BAYLOR  
BEARS**

**34**  
6-1 (3-1)

**FINAL**

**35**  
4-4 (2-3)

**TEXAS  
LONGHORNS**

**DARRELL K ROYAL - TEXAS MEMORIAL STADIUM**  
**ATTENDANCE: 97,822**

**AUSTIN, Texas**—In a game that came down to the final seconds, Trent Domingue's last-minute field goal and a staunch defensive stand lifted Texas (4-4, 2-3) over No. 8 Baylor (6-1, 3-1), 35-34, at Darrell K. Royal – Texas Memorial Stadium on Saturday night.

Running back D'Onta Foreman turned in a landmark performance, tallying 250 yards on the ground to become the first 1,000-yard rusher for Texas since Jamaal Charles in 2007. The victory over the Bears also marks his ninth consecutive 100-yard rushing game.

After Baylor scored on the game's opening drive, Texas looked no further than the Foreman brothers to erase the deficit. D'Onta Foreman took the first three handoffs for a first down, then wide receiver Armanti caught a pass for another. After relying on D'Onta for 22 more yards, quarterback Shane Buechele found Armanti in the end zone for a 40-yard touchdown pass. The Texas drive evened the score at 7-7.

Texas struck gold again when cornerback Kris Boyd broke up the first pass of the Baylor drive, knocking the ball high into the air. Safety P.J. Locke III tracked it and came down with the interception at the Baylor 37-yard line. The Longhorns capitalized on the next play, when D'Onta Foreman broke free for a touchdown and a 14-7 Longhorn lead.

Baylor responded with a touchdown on their next drive, tying the game at 14 with 9:19 left in the first quarter. Despite the high-scoring opening minutes, both offenses remained quiet for the rest of the quarter.

Seven minutes into the second quarter, momentum seemed to shift towards Baylor as they recovered a Texas fumble at the Longhorns' two-yard line. However, a holding penalty on the Bears in the end zone resulted in a safety, granting Texas two points for a 16-14 advantage.

On the next drive, Buechele fired a 40-yard pass to Collin Johnson, positioning the Longhorns in Baylor territory. A pair of screen passes to Jake Oliver moved the Longhorns to the nine-yard line, where D'Onta Foreman took over to score for Texas. Trent Domingue tacked on the extra point to give Texas a 23-14 lead.

A lengthy Baylor drive ended in a touchdown and swallowed up the final four minutes of the half in the process. Nevertheless, the Longhorns took a 23-21 lead going into the break.

Texas capped off its first possession of the second half with a 25-yard field goal from Domingue, lengthening the Longhorn advantage to 26-21.

Baylor responded with a touchdown on their next drive, reclaiming the lead for the first time since the opening minutes of the third quarter.

With 6:25 left in the third quarter, the Bears looked poised to score another touchdown as they lined up at the Texas eight-yard line. But a sack from Malik Jefferson and an unyielding defense held Baylor to a field goal, making the score 31-26.

Baylor threatened to score again on the next drive, but the Bears settled for a field goal yet again.

With Texas looking to bridge the eight-point deficit, Lorenzo Joe extended a pass from Buechele for 61 yards to carry the Longhorns into the red zone. Buechele then turned to tight end Andrew Beck, who took a slant pass to the house for six points. A two-point conversion effort fell just short, leaving the score at 34-32.

Texas' final drive of the game began with 3:15 left on the clock. Buechele connected with Armanti Foreman for a 38-yard pass, sending the Longhorns into Baylor territory. As the clock ticked down to less than a

minute, Texas trotted out its kicking team to attempt a 39-yard field goal. The kick off the leg of Domingue sailed through the uprights, giving the Longhorns a one-point advantage and sending the home crowd into hysteria.

The Bears were unable to encroach upon Longhorn territory in their final possession, as the Texas defense limited the Bears to just one first down. Facing a fourth down with three seconds left, Russell launched an incomplete pass to seal the Texas victory.

The Longhorns face a road test against Texas Tech in Lubbock next week. That game kicks off at 11 a.m. and will be broadcast on FS1.

**Box Score (Final)**  
**2016 Texas Football**  
**#8 Baylor vs Texas (Oct 29, 2016 at Austin, Texas)**

Score by Quarters	1	2	3	4	Total
Baylor	14	7	10	3	34
Texas	14	9	3	9	35

**Qtr Time Scoring play**

1st	13:54	BU - Russell, Seth 50 yd run (Callahan, Chris kick), 6-75 1:06
	11:19	UT - Foreman, Armanti 40 yd pass from Buechele, Shane (Domingue, Trent kick), 8-88 2:30
	11:05	UT - Foreman, D'Onta 37 yd run (Domingue, Trent kick), 1-37 0:07
	09:26	BU - Zamora, Ishmael 20 yd pass from Russell, Seth (Callahan, Chris kick), 5-75 1:39
2nd	08:43	UT - TEAM safety
	06:35	UT - Foreman, D'Onta 9 yd run (Domingue, Trent kick), 6-66 2:01
	00:09	BU - Cannon, KD 15 yd pass from Russell, Seth (Callahan, Chris kick), 13-81 4:09
3rd	12:13	UT - Domingue, Trent 25 yd field goal, 7-67 2:47
	08:21	BU - Williams, T. 2 yd run (Callahan, Chris kick), 10-78 3:45
	02:16	BU - Callahan, Chris 27 yd field goal, 13-71 4:09
4th	08:54	BU - Callahan, Chris 24 yd field goal, 11-69 4:20
	07:03	UT - Beck, Andrew 7 yd pass from Buechele, Shane (Swoopes, Tyrone rush failed), 6-79 1:44
	00:46	UT - Domingue, Trent 39 yd field goal, 7-58 2:24

	BU	UT
<b>FIRST DOWNS</b>	31	19
<b>RUSHES-YARDS (NET)</b>	68-398	51-257
<b>PASSING YDS (NET)</b>	226	291
Passes Att-Comp-Int	28-14-1	21-12-1
<b>TOTAL OFFENSE PLAYS-YARDS</b>	96-624	72-548
Fumble Returns-Yards	0-0	0-0
Punt Returns-Yards	1-12	1-1
Kickoff Returns-Yards	2-40	6-109
Interception Returns-Yards	1-0	1-0
Punts (Number-Avg)	5-39.2	7-50.3
Fumbles-Lost	3-1	3-1
Penalties-Yards	10-39	4-23
Possession Time	32:55	27:05
Third-Down Conversions	10 of 20	7 of 17
Fourth-Down Conversions	1 of 3	0 of 1
Red-Zone Scores-Chances	5-6	4-4
Sacks By: Number-Yards	3-23	6-38

**RUSHING:** Baylor-Williams, T. 24-180; Russell, Seth 21-138; Linwood, Shock 17-67; Hasty, JaMycal 6-13. Texas-Foreman, D'Onta 32-250; Porter, Kyle 4-19; Swoopes, Tyrone 7-7; TEAM 1-minus 1; Buechele, Shane 7-minus 18.

**PASSING:** Baylor-Russell, Seth 14-28-1-226. Texas-Buechele, Shane 12-21-1-291.

**RECEIVING:** Baylor-Cannon, KD 5-86; Zamora, Ishmael 4-45; Lynch, Blake 2-26; Stricklin, Pooh 1-45; Tecklenburg, Sam 1-13; Feuerbacher, J. 1-11. Texas-Foreman, Armanti 4-142; Beck, Andrew 2-23; Oliver, Jake 2-18; Joe, Lorenzo 1-61; Johnson, Collin 1-40; Warrick, Jacorey 1-5; Duvernay, Devin 1-2.

**INTERCEPTIONS:** Baylor-Reid, Ryan 1-0. Texas-Locke III, P.J. 1-0.

**FUMBLES:** Baylor-Russell, Seth 1-0; Hasty, JaMycal 1-1; Williams, T. 1-0. Texas-Buechele, Shane 1-0; Swoopes, Tyrone 1-0; Foreman, Armanti 1-1.

Baylor (6-1, 3-1) vs. Texas (4-4, 2-3)  
Date: Oct 29, 2016 • Site: Austin, Texas • Stadium: DKR Texas Memorial  
Attendance: 97822

Kickoff time: 2:43 PM • End of Game: 6:51 PM • Total elapsed time: 4:08  
Officials: Referee: Cooper Castlebe; Umpire: Jim Adams; Linesman: Cal McNeill;  
Line judge: Kelly Deterding; Back judge: Donnie Aultman; Field judge: Scott Gaines;  
Side judge: Anthony Fleming; Center judge: Chris Tallent;  
Temperature: 83 • Wind: S 7 mph • Weather: mostly sunny; 51% hum