



TEXAS TECH FOOTBALL

BOWL APPEARANCES

1937 • 1938 • 1941 • 1947 • 1948 • 1951 • 1953 • 1955
1964 • 1965 • 1970 • 1972 • 1973 • 1974 • 1976
1977 • 1986 • 1989 • 1993 • 1994 • 1995
1996 • 1998 • 2000 • 2001 • 2002
2003 • 2004 • 2005 • 2006
2007 • 2008 • 2009
2010 • 2012
2013 • 2015

GAME COVERAGE

TELEVISION

ESPN

Clay Matvick (Play-by-Play)
Dusty Dvoracek (Analyst)



RADIO

TEXAS TECH SPORTS NETWORK

Brian Jensen (Play-by-Play)
John Harris (Analyst)
Chris Level (Sideline)



SATELLITE RADIO

SIRIUS Radio Channel 136
XM Radio Channel 199

SERIES HISTORY

Overall..... Tech leads 9-7
In Lubbock Tech leads 7-3
In Manhattan K-State leads 4-2
Under Kingsbury K-State leads 2-1
Current Streak Won 1
Last Meeting Tech 59, K-State 44 (2015)

2016 SCHEDULE



STEPHEN F. AUSTIN - W, 69-17

Sept. 3 | Jones AT&T Stadium | 7 p.m. | FSN



ARIZONA STATE - L, 55-68

Sept. 10 | Sun Devil Stadium | 9 p.m. | FS1



LOUISIANA TECH - W, 59-45

Sept. 17 | Jones AT&T Stadium | 6 p.m. | FSN



KANSAS - W, 55-19

Sept. 29 | Jones AT&T Stadium | 7:30 p.m. | FS1



KANSAS STATE

Oct. 8 | Bill Snyder Stadium | 6 p.m. | ESPN



WEST VIRGINIA

Oct. 15 | Jones AT&T Stadium | 11 a.m. | FS1



OKLAHOMA

Oct. 22 | Jones AT&T Stadium | TBA | TBA



TCU

Oct. 29 | Amon G. Carter Stadium | TBA | TBA



TEXAS

Nov. 5 | Jones AT&T Stadium | TBA | TBA



OKLAHOMA STATE

Nov. 12 | Boone Pickens Stadium | TBA | TBA



IOWA STATE

Nov. 19 | Jack Trice Stadium | TBA | TBA



BAYLOR

Nov. 25 | AT&T Stadium | 5 p.m. | ESPN

TEXAS TECH RED RAIDERS (3-1; 1-0) vs. KANSAS STATE WILDCATS (2-2; 0-1)

Oct. 8 • 6 p.m. • Manhattan, Kan. • Bill Snyder Family Stadium (50,000) • ESPN • Texas Tech Sports Network • Tickets: TexasTech.com

GAME 5



TEXAS TECH

Record: 3-1 Overall; 1-0 in Big 12
Rankings: AP: NR | Coaches: NR
Last Game: Def. Kansas, 55-19
Head Coach: Kliff Kingsbury
Career Record: 22-20 (4th Season)
Record at Texas Tech: Same



KANSAS STATE

Record: 2-2 Overall; 0-1 in Big 12
Rankings: AP: NR | Coaches: NR
Last Game: Lost at West Virginia, 16-17
Head Coach: Bill Snyder
Career Record: 195-103-1 (25th Season)
Record at K-State: Same

GAMEDAY STORYLINES

- Texas Tech heads on the road for the first time during Big 12 play this Saturday when the Red Raiders travel to the Little Apple to face the Kansas State Wildcats. Kickoff is slated for 6 p.m. with television coverage provided nationally on ESPN.
- The Red Raiders are coming off a 55-19 victory in their Big 12 opener this past Thursday against Kansas. Patrick Mahomes II and Nic Shimonek threw four touchdowns each in the win which marked Texas Tech's 10th-straight in the series against the Jayhawks.
- Saturday's game will pit the nation's top scoring offense in Texas Tech against the Big 12's leader for scoring defense in Kansas State. The Red Raiders are averaging a FBS-leading 59.5 points per game this season while K-State is allowing just 12.5 points per game.
- This will be the 17th all-time meeting between Texas Tech and Kansas State as the Red Raiders are 9-7 against the Wildcats following a 59-44 victory last season in Lubbock. The Wildcats lead the series in Manhattan where K-State is 4-2 all-time versus the Red Raiders.
- The Red Raiders will be looking for their first win over Kansas State in Manhattan since the 2008 season when Texas Tech recorded a 58-28 victory. K-State has won each of the past two meetings in the Little Apple with a 55-24 win in 2012 and then a 45-13 victory in 2014.
- Texas Tech is looking to improve to 2-0 in Big 12 Conference play for the first time since 2013 when the Red Raiders defeated Kansas, Iowa State and West Virginia to open its league slate.
- The Red Raiders boast the nation's top offense through five weeks of the season as Texas Tech leads the country in scoring offense (59.5 points per game), total offense (664.3 per game) and passing offense (547.8 per game).
- Texas Tech put together one of its best defensive performances in recent memory against Kansas as the Red Raiders held the Jayhawks to just 296 yards of total offense and 19 points. It marked the fewest points surrendered to a Big 12 opponent since the Red Raiders topped No. 24 TCU, 20-10, in 2013.
- In 42 games as head coach, Kliff Kingsbury has guided the Red Raider offense to at least 500 yards of total offense 26 times during his tenure, including all four games this season. In addition, Texas Tech is the only school in the country to score at least 50 points in every game so far this season.



Kris Williams posted a career-high three sacks against Kansas for a Tech defense that held the Jayhawks to just 296 yards of total offense, the fewest for a Big 12 opponent since the Red Raiders faced Iowa State in 2012.

TEXAS TECH AMONG NATIONAL LEADERS

(Scoring Offense)

Rank	School	Points/Game
1.	Texas Tech	59.5
2.	Louisville	58.0
3.	Ohio State	57.0

(Total Offense)

Rank	School	Yards/Game
1.	Texas Tech	664.3
2.	Louisville	659.2
3.	Toledo	595.8

(Passing Offense)

Rank	School	Yards/Game
1.	Texas Tech	547.8
2.	California	428.6
3.	TCU	393.8



MAHOMES CONTINUES TO FRUSTRATE DEFENSES

Patrick Mahomes II enters Saturday's contest as the nation's leader in passing yards per game and total offense per game. Mahomes has thrown for 1,770 yards through four games this season, the most for a Red Raider quarterback during that span since Graham Harrell in 2007. Mahomes' impressive start comes after he played just over a half in two games this season - the season opener at Stephen F. Austin and then against Kansas.



GILES BOASTS BACK-TO-BACK 150 YARD GAMES

Jonathan Giles has recorded 565 receiving yards this season thanks in part to back-to-back games with at least 150 yards through the air. Giles, who had 186 yards and three touchdowns against Louisiana Tech and 219 yards and two touchdowns versus Kansas, boasts the most yards for a Red Raider through four games since former Biletnikoff Award winner Michael Crabtree had 775 yards to start the 2007 campaign.



INSIDE THE SERIES



KANSAS STATE (9-7)

GP: 16; Home: 7-3; Away: 2-4; Neutral: 0-0; OT: 0-0.

Big 12: 6-7 (Home: 4-3; Away: 2-4).

at Jones AT&T Stadium: 9 (6-3).

at Tech Stadium: 1 (1-0).

at Bill Snyder Family Football Stadium: 5 (2-4).

Games decided by 3 points or less: 0 (0-0).

Games decided by 7 points or less: 4 (1-3).

Most Points-TTU: 66 (66-14 win on Oct. 10, 2009).

Most Points-KSU: 55 (55-24 loss on Oct. 27, 2012).

Fewest Points-TTU: 2 (13-2 loss on Nov. 1, 1997).

Fewest Points-KSU: 0 (6-0 loss on Nov. 30, 1933).

Largest Win: 52 (66-14 win on Oct. 10, 2009).

Largest Loss: 32 (45-13 loss on Oct. 4, 2014).

Win Streak: 5 (Oct. 13, 2001-Oct. 15, 2011).

Loss Streak: 4 (Oct. 15, 2011-Oct. 4, 2014).

When both teams are ranked: 1 (0-1).

When only Texas Tech is ranked: 4 (2-2).

When only Kansas State is ranked: 6 (1-5).

Most Attended: 54,609 on Nov. 9, 2013 in Lubbock, Texas.

Last 10: 6-4

Last 20: 9-7

SERIES HISTORY

Date	Loc.	W/L	TTU	KSU	Att.
Nov. 30, 1933	H-TS	W	6	0	7,500
Nov. 9, 1963	H	W	51	13	24,500
Sept. 6, 1986	H	W	41	7	37,842
*Aug. 31, 1996	A	L	14	21	43,143
*Nov. 1, 1997	H	L	2	13	38,322
*Oct. 21, 2000	A	L	23	28	51,140
*Oct. 13, 2001	H	W	38	19	46,536
*Oct. 30, 2004	A	W	35	25	48,338
*Oct. 15, 2005	H	W	59	20	50,813
*Oct. 4, 2008	A	W	58	28	43,614
*Oct. 10, 2009	H	W	66	14	47,382
*Oct. 15, 2011	H	L	34	41	49,744
*Oct. 27, 2012	A	L	24	55	50,766
*Nov. 9, 2013	H	L	26	49	54,609
*Oct. 4, 2014	A	L	13	45	52,726
*Nov 14, 2015	H	W	59	44	53,833

*Big 12 Conference game

TEXAS TECH-KANSAS STATE SERIES

- ▶ Texas Tech and Kansas State will meet for the 17th time in school history Saturday in a series that the Red Raiders lead 9-7 all-time. The two schools have met only three times outside of Big 12 play with the first meeting coming in 1933, which was a 6-0 victory by the Red Raiders.
- ▶ In games played in Manhattan, the Red Raiders are 2-4 all-time against the Wildcats, who have won each of the last two meetings in the Little Apple. Texas Tech's last win over K-State on the road came in 2008 when the Red Raiders claimed a 58-28 victory.
- ▶ DeAndre Washington rushed for a career-high 248 yards during the 2015 meeting against K-State which marked the seventh-most in program history and the most for a Red Raiders since 1998. Patrick Mahomes II also totaled 384 yards through the air to lead the Red Raiders to a 59-44 victory.
- ▶ Texas Tech head coach Kliff Kingsbury is 1-2 against the Wildcats during his tenure.

ON THIS DATE IN TEXAS TECH HISTORY

- ▶ Texas Tech is 5-7-1 all-time on Oct. 8, which includes a 3-5-1 mark in games played on the road. This is the first time the Red Raiders have played on the date since Tech fell to No. 23 Texas A&M, 45-40, at home in 2011.
- ▶ The Red Raiders are 1-1 all-time in Big 12 contests on Oct. 8 as the Red Raiders defeated Nebraska, 34-31, in Lincoln during the 2005 season in addition to their 2011 contest against Texas A&M.
- ▶ This is the first time Kliff Kingsbury has participated in a game on Oct. 8 as either the head coach or quarterback of his alma mater.

TEXAS TECH STARTS TO BIG 12 PLAY

(All-Time Results)

Year	Start	Opponents
2013	3-0	Kansas, Iowa St., WVU
2008	6-0	K-State, Neb., A&M, KU, Texas, OSU
2005	3-0	Kansas, Nebraska, K-State
2003	2-0	Texas A&M, Iowa St.
1998	3-0	Iowa St., Baylor, Oklahoma St.
1997	2-0	Baylor, Kansas

TEXAS TECH ALL-TIME ON OCT. 8

(5-7-1 Overall; 2-2 at Home; 3-5-1 on the Road)

Year	Opponent	Result
2011	No. 23 Texas A&M	L, 40-45
2005	at Nebraska	W, 34-31
1994	at Rice	L, 21-24
1988	at No. 20 Arkansas	L, 10-31
1983	New Mexico	L, 10-30
1977	at Arizona	W, 32-26
1965	at TCU	L, 3-6
1960	at TCU	L, 7-21
1955	at Texas Western	T, 27-27
1949	Tulsa	W, 15-10
1938	at Oklahoma City	W, 60-0
1927	at TCU	L, 6-16
1926	St. Edward's	W, 7-6

RED RAIDER OFFENSE OFF TO RECORD START TO 2016 CAMPAIGN

- ▶ Through four games already this season, Texas Tech has once again proved it has one of the nation's top offenses. Backed by the play of quarterback Patrick Mahomes II and a talented core of running backs and receivers, Tech leads the country in scoring offense (59.5 points per game), total offense (664.3 per game) and passing offense (547.8).
- ▶ The Red Raiders are the only school in the country to score at least 50 points in each of its games this season. Texas Tech's 238 points through four games are its most during that span in school history.
- ▶ In addition, Texas Tech's 238 points mark the fourth-most for any program through four games since 2000. The Red Raiders trail only the 255 points from Baylor in 2015, the 254 points from Louisville this year and the 246 points from Oklahoma during the 2007 season.
- ▶ Between Patrick Mahomes II as well as backup Nic Shimonek, Texas Tech has totaled 2,191 passing yards this year, the most through four games in school history. It also marks the most passing yards for a team during that span dating back to the start of the 2000 season. The previous high was the 2,084 passing yards Tech compiled to begin the 2007 campaign.
- ▶ Mahomes has once again ranked among the top passers nationally as he leads the country in both passing yards per game (442.5) and total offense per game (483.8). He also ranks second in points responsible for per game (33.0) and third in both passing efficiency (194.6) and completion percentage (73 percent).
- ▶ Part of Texas Tech's success has stemmed from its balance. Mahomes and Shimonek have found eight different receivers for a touchdown this season, six of which that have recorded multiple touchdowns. Five different rushers have also found the endzone this season, led by Mahomes' four rushing touchdowns.
- ▶ Another part of Texas Tech's success offensively has come from its prowess on third downs. The Red Raiders are 25-of-48 (52 percent) on third-down conversions this year, which ranks 11th nationally and leads the Big 12 through four weeks of the season.

TEXAS TECH IN NCAA, BIG 12 RANKINGS

(Through Week Five)

Category	NCAA Rank	Big 12 Rank
Scoring Offense	1st	1st
Total Offense	1st	1st
Passing Offense	1st	1st
First Down Offense	4th	1st
Passing Efficiency	4th	1st
Completion Percentage	4th	1st
Red Zone Offense	8th	3rd
3rd Down Conversion Pct.	11th	1st

MOST POINTS THROUGH FOUR GAMES

(National Leaders Since 2000)

School (Year)	Points
1. Baylor (2015)	255
2. Louisville (2016)	254
3. Oklahoma (2007)	246
4. Texas Tech (2016)	238
5. Oregon (2010)	231
6. Texas Tech (2005)	229
7. Ohio State (2016)	228
8. Baylor (2014)	227
9. Florida State (2012)	225
10. Hawaii	223

Source: CoachingSearch.com

THIS WEEK IN TEXAS TECH FOOTBALL

3

MONDAY

Big 12 Teleconference

10:50-11 a.m.

Media Luncheon

11 a.m.

Post-Practice Availability

5 p.m.

4

TUESDAY

Post-Practice Availability

5:30 p.m.

5

WEDNESDAY

No Availability

6

THURSDAY

No Availability

Kingsbury Radio Show

6:30-7:30 p.m.

7

FRIDAY

No Availability

Travel to Manhattan

8

SATURDAY

Texas Tech at K-State

6 p.m. CT (ESPN)

Postgame Availability

9

SUNDAY

No Availability



DEFENSE BOOSTS RED RAIDERS IN VICTORY OVER KANSAS

- ▶ The Red Raiders limited Kansas to just 296 yards of total offense in its 55-19 victory last Thursday, the fewest for a Big 12 opponent since Texas Tech held Iowa State to 189 yards in 2012.
- ▶ Texas Tech held Kansas to just 19 points, the fewest for a Big 12 opponent since the Red Raiders topped then-No. 24 TCU, 20-10, in their 2013 conference opener at home.
- ▶ The Red Raider defense totaled four sacks in the victory. It marked the second time this season where Texas Tech had at least four sacks as the Red Raiders recorded five in their season-opening win over Stephen F. Austin.
- ▶ The Red Raiders totaled seven quarterback hurries in the game. It marked the first time Tech had at least six quarterback hurries in a game since the Iowa State in 2013.
- ▶ Kris Williams logged a career-high 3.0 sacks in the victory, the most for a Red Raider since Brian Duncan recorded the same total in Texas Tech's season opener against SMU in 2010. The performance moved Williams in a tie for the Big 12 lead with four sacks so far this season. That total also ranks tied for 14th nationally.
- ▶ Texas Tech recorded its fourth and fifth turnovers of the season during the fourth quarter. Jah'Shawn Johnson recorded an interception with 6:34 remaining in the game, and Joseph Wallace recovered a bad snap at the 3:05 mark.

SHIMONEK SHINES IN RELIEF AGAINST KANSAS

- ▶ Nic Shimonek came off the bench to deliver an outstanding performance last Thursday against Kansas as he finished 15-of-21 for 271 yards and four touchdowns. Shimonek entered with 6:31 remaining in the third quarter and proceeded to complete 4-of-5 passes to lead the Red Raiders to their fifth touchdown of the night which came on a four-yard pass to Dylan Cantrell.
- ▶ Shimonek and Mahomes both finished with over 200 passing yards in the win, marking the first time two different signal callers had reached the mark since Steven Sheffield and Taylor Potts did so in their 2009 contest against New Mexico. Mahomes ended his night 27-of-34 for 277 yards and four touchdowns before leaving the game in the third quarter.
- ▶ Texas Tech had eight passing touchdowns in the win, tying the single-game school record that had previously been notched five times. The Red Raiders previously had eight passing touchdowns against Texas A&M (2003), Baylor (2003), Northwestern State (2007), Rice (2009), Kansas State (2009).
- ▶ Texas Tech is the only school dating back to the start of the 2000 season to have two different quarterbacks through at least four touchdowns in the same game. The only other time during that span where two different quarterbacks had at least three touchdown passes came in 2007 when Graham Harrell tossed five and Taylor Potts chipped in three touchdowns in a 75-7 rout over Northwestern State.

GILES OFF TO GREAT START TO LEAD TEXAS TECH RECEIVING CORPS

- ▶ Thanks to back-to-back games with at least 150 yards, Jonathan Giles leads the Texas Tech receiving corps through four games as he has totaled 565 yards through the air this season. It marks the most receiving yards for a Red Raider through four games since two-time Biletnikoff Award winner Michael Crabtree had 775 yards during that span in 2007.
- ▶ Giles finished with a career-high 219 yards on 12 catches against Kansas, marking the first time a Red Raider went for over 200 yards since Darrin Moore in 2011 against Texas State. He was also the first Red Raider to record 200 receiving yards in a Big 12 contest since Michael Crabtree had 237 yards and Danny Amendola totaled 233 yards against Oklahoma State in 2007.
- ▶ Giles has been a popular target in the redzone this season as he has hauled in a Big 12-leading seven touchdowns this season. That total marks the most for a Red Raider through four games since Lyle Leong hauled in nine touchdowns during that span to start the 2010 season.
- ▶ Giles along with teammates Dylan Cantrell and Cameron Batson have all caught a touchdown pass in each of Texas Tech's four games this season. This is the first time in Texas Tech's passing era (2000-present) where multiple Red Raiders have caught at least one touchdown pass in each of the first four games of the season.
- ▶ Batson, Cantrell and Giles three of just five players nationally who have caught at least one touchdown pass in every game this season. The trio is joined by Chad Henson (California) and Gabe Marks (Washington State).

LONGEST TD STREAKS TO START SEASON

(Texas Tech Wide Receivers since 2000)

Player (Year)	Games
1. Michael Crabtree (2008)	10
2. Michael Crabtree (2007)	6
3. Eric Ward (2011)	5
4. Lyle Leong (2010)	4
Jarrett Hicks (2004)	4
Cameron Batson (2016)	4
Dylan Cantrell (2016)	4
Jonathan Giles (2016)	4

RED RAIDER OFFENSE AGAINST THE REST OF THE NATION

(Since 2000)

TOTAL YARDS		POINTS SCORED		TOUCHDOWNS	
TEXAS TECH	101,180	BOISE STATE	8,481	BOISE STATE	1,109
BOISE STATE	98,308	OKLAHOMA	8,063	OKLAHOMA	1,035
OREGON	97,494	OREGON	7,917	OREGON	1,032
OKLAHOMA	96,369	TEXAS TECH	7,606	TEXAS TECH	1,001
HOUSTON	95,141	TEXAS	7,249	SOUTHERN CALIFORNIA	928

STATISTICAL LEADERS



TEXAS TECH	CATEGORY	K-STATE
Demarcus Felton	Rushing	Jesse Ertz
33 att., 204 yds., 3 TDs		37 att., 170 yds., 2 TDs
Patrick Mahomes II	Passing	Jesse Ertz
121-166, 1770 yds., 18 TDs		41-85, 584 yds., 4 TDs
Jonathan Giles	Receiving	Dominique Heath
31 rec., 565 yds., 7 TDs		10 rec., 149 yds., 2 TDs
Jonathan Giles	All-Purpose Yards	Byron Pringle
565 yds., 141.2 avg.		379 yds., 94.8 avg.
Jordyn Brooks	Tackles	Elijah Lee
23 tackles (18 solo)		33 tackles (21 solo)
Kris Williams	Sacks	Jordan Willis
4.0 sacks		4.0 sacks
Three Players	Interceptions	Four Players
1 interception		1 interception
Clayton Hatfield	Field Goals	Matthew McCrane
31-33 PATs, 3-4 FGs		16-16 PATs, 5-8 FGs
Michael Barden	Punting	Nick Walsh
10 att., 381 yds., 38.1 avg.		14 att., 598 yds., 42.7 avg.
Reginald Davis III	Kickoff Returns	Byron Pringle
2 att., 45 yds., 22.5 avg.		6 att., 181 yds., 30.2 yds.
Cameron Batson	Punt Returns	Dominique Heath
10 att., 95 yds., 9.5 avg.		6 att., 111 yds., 18.5 avg.

STATISTICAL COMPARISON



TEXAS TECH	CATEGORY	K-STATE
59.5	Points Per Game	31.8
134	First Downs	72
466	Rushing Yards	713
2191	Passing Yards	673
2657	Total Offense	1386
664.2	Total Offense/Game	346.5
3-60	Kick Returns-Yards	6-181
10-95	Punt Returns-Yards	12-173
3-0	Interception Returns-Yards	4-15
5-1	Fumbles-Lost	2-1
39-301	Penalties-Yards	28-198
13-495	Punts-Yards	15-638
41.6	Net Kickoff Average	42.7
29:29	Time of Possession/Game	29:01
25/48	3rd-Down Conversions	24/53
1/4	4th-Down Conversions	3/5
10-67	Sacks-Yards	9-60
33	Touchdowns Scored	16
3-4	Field Goals-Attempts	5-8
96% (25/26)	Redzone Scores	100% (20-20)
85% (22-26)	Redzone Touchdowns	75% (15-20)
31-33	PAT-Attempts	16-16



RECORD BREAKDOWN

	2016	Kingsbury
Overall	3-1	22-20
vs. Big 12 Conference	1-0	11-17
vs. Non-Conference	2-1	11-3
at Jones AT&T Stadium	3-0	13-8
in Away Games	0-1	8-8
at Neutral Sites	0-0	1-4
Day Games	0-0	10-12
Night Games (6 p.m. start or later)	3-1	12-8
vs. Top 25 teams	0-0	2-13
vs. Top 10 teams	0-0	0-5
vs. Top 5 teams	0-0	0-4
vs. Top-Ranked teams	0-0	0-0
TV games	3-1	22-20
on FSN	2-0	10-0
on FOX	0-0	0-5
on FOX Sports 1	1-1	8-5
on ESPN	0-0	3-4
on ABC	0-0	0-5
on ESPN2	0-0	1-0
on ESPNU	0-0	0-1
When scoring first	3-0	18-9
When opponents score first	0-1	4-11
When leading at halftime	3-0	18-3
When trailing at halftime	0-1	1-17
When tied at halftime	0-0	3-0
When leading after third quarter	3-0	21-1
When trailing after third quarter	0-1	1-18
When tied after third quarter	0-0	0-1
In overtime games	0-0	0-0
When scoring less than 20 points	0-0	0-3
When scoring 20-29 points	0-0	1-6
When scoring 30-39 points	0-0	8-7
When scoring 40-49 points	0-0	4-1
When scoring 50+ points	3-1	9-3
When allowing less than 20 points	2-0	6-0
When allowing 20-29 points	0-0	8-0
When allowing 30-39 points	0-0	4-4
When allowing 40+ points	1-1	4-16
When totaling <300 yds total offense	0-0	0-0
When totaling 300+ yds total offense	3-1	22-20
When totaling 400+ yards total offense	3-1	20-13
When totaling 500+ yards total offense	3-1	17-8
When totaling 600+ yards total offense	3-1	12-5
When rushing for 100+ yards	2-0	18-14
When rushing for 150+ yards	1-0	14-6
When passing for 300+ yards	3-1	18-17
When passing for 350+ yards	3-1	17-11
When passing for 400+ yards	3-1	14-5
When passing for 500+ yards	2-1	3-3
When allowing <100 yds rushing	1-0	3-0
When allowing 100+ yds rushing	1-1	18-20
When allowing 200+ yds rushing	1-1	10-18
When allowing <200 yds passing	0-0	9-5
When allowing 200+ yards passing	3-1	12-15
When allowing 300+ yards passing	2-1	6-8
When allowing 400+ yards passing	0-0	0-2
When allowing <300 yards total offense	1-0	3-0
When allowing 300+ yards total offense	2-1	19-20
When allowing 400+ yards total offense	1-1	14-19
When having no turnovers	1-0	6-2
When forcing no turnovers	1-1	5-5
When leading turnover margin	1-0	8-2
When trailing turnover margin	0-1	8-14
When having <2 takeaways	1-1	8-12
When having 2 or more takeaways	2-0	14-8
When leading in time of possession	3-0	8-4
When trailing in time of possession	0-1	14-16

NEWS & NOTES EARLY IN THE SEASON

- ▶ Texas Tech has found success early in games this season as the Red Raiders are outscoring opponents, 70-12, in the opening quarter. The Red Raiders have held opponents to three or less points in three of their four games this season.
- ▶ The Red Raiders are averaging 35.5 points in the first half alone this season. Texas Tech went into the half with 45 points against Stephen F. Austin before scoring 34 against Arizona State, 35 against Louisiana Tech and 28 against Kansas.
- ▶ The Red Raider defense, meanwhile, has limited opponents on the opening drive of the game this season with three punts and a field goal. The field goal came in Tech's 59-45 victory over Louisiana Tech.
- ▶ Texas Tech has scored in double digits in 14 of its 16 quarters this year with the two exceptions being in the third quarter vs. Arizona State and Louisiana Tech.
- ▶ Texas Tech has recorded touchdown drives of 70 yards or longer 23 times already this season, two of which that went for at least 90 yards.
- ▶ Texas Tech has successfully scored in 95 percent (20-of-21) of its redzone appearances this season. The lone exception came on a missed field goal against Louisiana Tech.
- ▶ True freshman linebacker Jordyn Brooks leads the Red Raiders in tackles through the first four games of the season. Brooks, who has started all four games of his true freshman season, has also totaled 2.5 tackles for loss and two pass breakups.
- ▶ Texas Tech has used a total of 14 true freshmen so far this season, led by Brooks, Travis Bruffy, Douglas Coleman, Kevin Moore and Brayden Stringer, who have all played in every game so far this year.

TEXAS TECH KNOWS OFFENSE

- ▶ Texas Tech is currently riding a consecutive game scoring streak that spans 237 games dating back to the 1997 season. The streak, which began Oct. 25, 1997, against Texas A&M, ranks 11th nationally and is the second-longest streak in the Big 12 Conference behind TCU.
- ▶ Texas Tech has posted 325-plus yards of total offense in 57-consecutive games, the longest active streak in the FBS. That streak began on Nov. 19, 2011, at Missouri.
- ▶ Texas Tech is the only school in the country to rank among the top 15 teams for total offense and top 10 for passing offense in every season since 2002.
- ▶ In addition, Texas Tech has ranked in the top 10 for passing offense in each of the past 15 seasons (2001-present).
- ▶ Texas Tech has scored at least 25 points in each of its last 20 games dating back to the 2014 season which is the longest active streak in the country and the longest in school history. The Red Raiders were the only school in a power-five conference (ACC, Big Ten, Big 12, Pac-12, SEC) and one of two nationally to score 25 or more points in every game of the 2015 season.
- ▶ Texas Tech has scored at least 50 points in each of its last nine home games inside Jones AT&T Stadium. The Red Raiders, who averaged a school-record 45.1 points per game in 2015, are averaging 60.1 points per game at home during that span. Tech has scored at least 59 points in seven of those nine games.
- ▶ Texas Tech has scored 40 or more points regularly under head coach Kliff Kingsbury. The Red Raiders have eclipsed the 40-point mark 17 times under Kingsbury and the 50-point plateau a total of 12 times.
- ▶ Since the start of the 2015 season, Texas Tech has boasted one of the most impressive quick-strike offenses. The Red Raiders have had 47 touchdown-scoring drives last under two minutes during that time while 21 lasted less than a minute.
- ▶ In 12 regular-season games against non-conference foes under Kliff Kingsbury, Texas Tech is averaging 48.4 points per game. The Red Raiders are an impressive 10-2 during that time.
- ▶ The success of the Texas Tech offense under Kliff Kingsbury has been impressive knowing the Red Raiders have not had an upperclassman quarterback leading the offense to start any of his three previous seasons. Patrick Mahomes II became the first junior or senior quarterback to lead the Red Raiders in a season opener since Seth Doege (a senior) earned the nod in 2012.
- ▶ In 42 games as head coach, Kliff Kingsbury has guided the Red Raider offense to at least 500 yards of total offense 26 times during his tenure. During that span, Kingsbury has also led Texas Tech to 700 yards of total offense four times, all of which rank among the top-10 totals in program history.
- ▶ During Kliff Kingsbury's tenure as head coach (2013-present), Texas Tech ranks second nationally in passing yards during that time as the Red Raiders have totaled 16,063 yards through the air. Tech trails only Washington State and its 16,715 passing yards during that same span. The Cougars have recorded 371 more passing attempts during that span. In addition, Texas Tech leads all schools nationally with 133 passing touchdowns from the start of the 2013 season.

TRUE FRESHMEN PARTICIPATION

Name	Position	Games Played
Zach Adams	OL	1
Erik Baughman	P	1
Jordyn Brooks	LB	4
Travis Bruffy	OL	4
Douglas Coleman	DB	4
Nick McCann	DL	1
Kevin Moore	DB	4
Johnathan Picone	LB	3
Bailey Smith	OL	1
Desmon Smith	DB	3
Brayden Stringer	LB	4
T.J. Vasher	WR	1
Joseph Wallace	DL	3
Da'Leon Ward	RB	2

CONSECUTIVE GAMES SCORING STREAK

(National Rankings)		
Games	School	Years
352	Florida	1988-present
298	TCU	1992-present
289	Air Force	1992-present
277	Tennessee	1994-present
275	Ohio State	1993-present
273	Virginia Tech	1995-present
267	Georgia	1995-present
263	Nebraska	1996-present
242	Georgia Tech	1997-present
242	Boise State	1997-present
237	TEXAS TECH	1997-present

PLAYS GAINING 30-PLUS YARDS

(National Rankings; 2013-16)		
Rank	School	30-Yard Plays
1.	Baylor	177
2.	Oregon	149
3.	TEXAS TECH	142
4.	Bowling Green	130
5.	Western Kentucky	127
6.	Ohio State	125
7.	Marshall	124
	Texas A&M	124
	Miami, Fla.	124
10.	Utah State	119
	Colorado State	119
12.	Indiana	118
13.	Auburn	116



KINGSBURY WELCOMES SIX NEW MEMBERS TO COACHING STAFF

- Texas Tech head coach Kliff Kingsbury welcomed six new members to his coaching staff this past spring with the hirings of Joe Robinson (special teams), Kevin Patrick (defensive line), Karl Scott (cornerbacks), DeShaun Foster (running backs) as well as Rusty Whitt (strength & conditioning). Emmett Jones (outside receivers) was promoted to a full-time coaching role after spending the 2015 season as Director of Player Development.
- Robinson brings a wealth of experience to Texas Tech's special teams units as he previously served stints at South Carolina (2012-15), North Carolina (2011), LSU (2008-10) and Arizona (2004-07). He was named the Special Teams Coordinator of the Year by *FootballScoop.com* in 2010.
- Foster and Jones are in their first seasons as a collegiate assistant coach. Foster arrived at Texas Tech following three seasons in various roles at UCLA. Jones was previously a longtime Texas high school football before joining the staff prior to the 2015 season.
- Patrick spent the previous two seasons as an assistant at North Texas. He was previously a longtime assistant at South Florida where he coached the likes of Jason Pierre-Paul, George Selvie and Terrell McClain.
- Scott arrived at Texas Tech following one season as safeties coach at Louisiana Tech. He was previously the defensive coordinator at Southeastern Louisiana in 2014.
- Whitt has helped transform Texas Tech's strength and conditioning program in his short time in Lubbock. A former U.S. Army Special Forces member, Whitt joined the Tech staff after six seasons in the same role at Louisiana-Lafayette.

2016 TEXAS TECH COACHING STAFF

Name	Position	Season
Kliff Kingsbury	Head Coach	4th
David Gibbs	Defensive Coordinator	2nd
Eric Morris	Offensive Coordinator	4th
Joe Robinson	Special Teams	1st
Zac Spavital	Linebackers	2nd
Kevin Patrick	Defensive Line	1st
Lee Hays	Offensive Line	4th
Emmett Jones	Outside Receivers	1st
Karl Scott	Cornerbacks	1st
DeShaun Foster	Running Backs	1st
Rusty Whitt	Strength & Conditioning	1st

RED RAIDER DEFENSE ENTERS SECOND SEASON UNDER DAVID GIBBS

- Texas Tech defensive coordinator David Gibbs is his second season, bringing much-needed stability to the unit. Tech has not had a defensive coordinator remain in place for two-consecutive seasons since Ruffin McNeil from 2007-09. Five different defensive coordinators have spent time in the position since McNeil's departure following the 2009 season.
- The Texas Tech defense drastically improved in forcing turnovers in Gibbs' first season. The Red Raiders, who had just 15 takeaways in 2014, forced 25 turnovers during the 2015 season, their most since recording the same amount in 2009. Tech opened the 2016 campaign with three takeaways, marking the 10th-consecutive game the unit has forced a turnover.
- According to research from *CoachingSearch.com*, David Gibbs-led defenses are averaging 2.40 turnovers per game since the 2013 season. It is the highest average among active defensive coordinators nationally. Gibbs previously spent the 2012-14 seasons as Houston's defensive coordinator before arriving in Lubbock.

MOST TAKEAWAYS PER GAME SINCE 2013 AMONG ACTIVE DEFENSIVE COORDINATORS

Coach	School(s)	Turnovers/Game	Record
David Gibbs	Houston, Texas Tech	2.40	25-17
Todd Orlando	Utah State, Houston	2.20	36-10
Pete Kwiatowski	Boise State, Washington	2.18	27-17
Gary Patterson	TCU	2.14	30-12
Lionel Washington	Tulane	2.12	15-26
Phil Bennett	Baylor	2.09	36-7
Tyrone Nix	Middle Tennessee	2.02	24-18
Joe Cauthen	Arkansas State	2.00	24-19
Todd Graham	Arizona State	2.00	29-14

Source: *CoachingSearch.com*

ARIZONA STATE GAME MARKED THIRD-STRAIGHT YEAR VS. POWER FIVE

- For the third-straight season, Texas Tech faced an opponent from a power-five conference (ACC, Big Ten, Big 12, Pac-12, SEC) when the Red Raiders traveled to Arizona State on Sept. 10. The game was the start of a home-and-home series between the two schools as the Sun Devils will make the trip to Lubbock in 2017.

UNIFORM WATCH

(Since 2009)



Texas Tech record since 2009 while wearing the following uniform combinations:

Helmet-Jersey-Pants	Record
BLACK-BLACK-BLACK	11-7
Black-White-Black	9-6
Black-Red-Black	6-3
White-White-White	8-5
Black-Red-White	4-0

Black-Black-White	4-2
Black-Red-Red	3-0
Black-White-White	1-2
Black-Gray-Black	1-0
Gray-Gray-Gray	1-0
Black-Black-Red	0-1
Black-White-Red	0-2
White-White-Red	0-2
Gray-White-Gray	0-3
Red-Red-White	1-0

Wounded Warrior (2010)	1-0
Wounded Warrior (2011)	0-1
Lone Star Pride (2012)	0-1
Lone Survivor (2013)	0-1
Lone Star Pride (2013)	0-1
Throwbacks (2014)	0-1
White Ombre' (2014)	0-1
Lone Star Pride (2014)	0-1
Black Ombre' (2014)	0-1
Throwbacks - White (2015)	2-0

PRESEASON HONORS

DE'QUAN BOWMAN (WR)

- Athlon Sports Preseason All-Big 12 (Fourth Team)

BAYLEN BROWN (OL)

- Athlon Sports Preseason All-Big 12 (Second Team)

BREIDEN FEHOKO (DL)

- Athlon Sports Preseason All-Big 12 (Third Team)
- Polynesian Player of the Year Watch List

CLAYTON HATFIELD (PK)

- Preseason All-Big 12 Team
- Athlon Sports Preseason All-Big 12 (Second Team)
- Lou Groza Award Watch List

JAH'SHAWN JOHNSON (DB)

- Athlon Sports Preseason All-Big 12 (Fourth Team)

DEVIN LAUDERDALE (WR)

- Athlon Sports Preseason All-Big 12 (Fourth Team)

PATRICK MAHOMES II (QB)

- Earl Campbell Tyler Rose Award Watch List
- Johnny Unitas Golden Arm Award Watch List
- Rotary Lombardi Award Watch List
- Maxwell Award Watch List
- Davey O'Brien Award Watch List
- Manning Award Watch List
- AFCA Good Works Team Nominee
- Wuerffel Trophy Nominee
- Athlon Sports Preseason All-Big 12 (Second Team)
- Davey O'Brien Award "Great 8" List (Sept. 12)
- Big 12 Player of the Week (Sept. 12)

TONY MORALES (OL)

- Rimington Award Watch List

IAN SADLER (WR)

- Athlon Sports Preseason All-Big 12 (Third Team)

JUSTIN STOCKTON (RB)

- Doak Walker Award Watch List
- Athlon Sports Preseason All-Big 12 (Second Team)

#REDRAIDERSINTHENFL

10 former Red Raiders enter the 2016 season on NFL rosters, including three members of the 2015 Texas Tech squad.

Jace Amaro (2011-13)	Tennessee Titans
Danny Amendola (2004-07)	New England Patriots
Le'Raven Clark (2012-15)	Indianapolis Colts
Michael Crabtree (2007-08)	Oakland Raiders
Cody Davis (2009-12)	Los Angeles Rams
Jakeem Grant (2012-15)	Miami Dolphins
Bradley Marquez (2010-13)	Los Angeles Rams
LaAdrian Waddle (2009-12)	New England Patriots
DeAndre Washington (2011-15)	Oakland Raiders
Kerry Hyder (2009-13)	Detroit Lions





2016 BIG 12 STANDINGS

	CONF	PCT.	OVERALL	STK
Baylor	2-0	1.000	5-0	W5
TCU	1-1	.500	3-2	L1
West Virginia	1-0	1.000	4-0	W4
Texas	0-1	.000	2-2	L2
Texas Tech	1-0	1.000	3-1	W2
Kansas State	0-1	.000	2-2	L1
Kansas	0-1	.000	1-3	L3
Oklahoma	1-0	1.000	2-2	W1
Oklahoma State	1-1	.500	3-2	W1
Iowa State	0-2	.000	1-4	L1

BIG 12 WEEKLY SCHEDULE

SATURDAY, OCTOBER 8

Oklahoma vs. Texas (FS1)	11 a.m.
Texas Tech at Kansas State	6 p.m.
TCU at Kansas	11 a.m.
Iowa State at Oklahoma State	2:30 p.m.

SATURDAY, OCTOBER 15

Kansas State at Oklahoma	TBA
Kansas at Baylor	TBA
West Virginia at Texas Tech	TBA
Iowa State at Texas (LHN)	TBA

SATURDAY, OCTOBER 22

Oklahoma State at Kansas	TBA
TCU at West Virginia	TBA
Texas Tech at Oklahoma	TBA
Texas at Kansas State	TBA

BIG 12 PRESEASON POLL

TEAM POINTS

1. Oklahoma (24)	258
2. TCU (2)	222
3. Oklahoma State	202
4. Baylor	156
5. Texas	151
6. Texas Tech	141
7. West Virginia	126
8. Kansas State	88
9. Iowa State	59
10. Kansas	27



- The Red Raiders are coming off a similar home-and-home series against former Southwest Conference foe Arkansas which was played during the 2014 and 2015 seasons. Texas Tech split the series versus the Razorbacks which ended with a 35-24 victory last season in Fayetteville.
- In addition to Arizona State, Texas Tech also has non-conference games currently scheduled against Arizona (2019-20), N.C. State (2022, 2027) and Oregon (2023-24). Tech also has non-conference series slated against the likes of Houston (2017-18, 2021-22) and Colorado State (2025-26).

TEXAS TECH RETURNS PLENTY OF FIRE-POWER ON OFFENSE

- Despite the departures of Jakeem Grant and DeAndre Washington, Texas Tech still brings back 65 percent of its scoring from a year ago thanks in part to the return of Patrick Mahomes II, Justin Stockton and Reginald Davis II among others.
- The Red Raiders return eight different receivers who caught a touchdown a year ago, led by Davis who snagged eight which was two shy of Grant for the team high. The remaining returning receivers with a touchdown in 2015 are Justin Stockton (6), Devin Lauderdale (4), Ian Sadler (3), Jonathan Giles (3), Zach Austin (1), Cameron Batson (1), Tony Brown (1)
- Mahomes ranks as Texas Tech's leading returning rusher after he recorded 456 yards on the ground in 2015. The Red Raider back field will be boosted this season by junior Justin Stockton, who had 733 all-purpose yards a year ago, as well as senior Quinton White, Jr., sophomore Demarcus Felton and redshirt freshman Corey Dauphine.
- On the offensive line, fourth-year assistant coach Lee Hays boasts two returning veterans in Baylen Brown and Tony Morales. Brown leads all Red Raiders with 23 career starts at various positions. Hays will also utilize sophomore Justin Murphy (four starts in 2015), sophomore transfer Paul Stawarz and redshirt freshmen Madison Akamnonu and Terence Steele.

WIDE RECEIVER U

- Texas Tech easily stakes claim to the tag "Wide Receiver U" and has the numbers to prove it. Since 2000, Texas Tech has completed 641 touchdown passes, easily the most in the country during that span.
- According to research from the website *SportsReference.com*, the closest school to the Red Raiders during that span is Hawaii and its 529 touchdown passes. The only other Big 12 school to rank in the top 10 is Oklahoma, which has 487 touchdown passes since 2000.
- In addition, the Red Raiders have two Biletnikoff Awards on display in their trophy case and two of the most prolific receivers in the NFL over the past several seasons: Michael Crabtree and Wes Welker.

KINGSBURY IN ELITE COMPANY AMONG ACTIVE HEAD COACHES

- Texas Tech head coach Kliff Kingsbury is one of only two NCAA FBS coaches that finished in the top 10 in the Heisman Trophy voting and also played in the National Football League. Kingsbury joins Michigan's Jim Harbaugh as the only two active coaches to accomplish this feat. Harbaugh finished third in the 1986 Heisman Trophy race and played 13 seasons in the NFL. Kingsbury, meanwhile, ranked ninth in the 2002 Heisman Trophy voting and then played five seasons in the NFL with stops with the New England Patriots, New Orleans Saints, New York Jets and Denver Broncos.

TEXAS TECH HEAD COACH KLIFF KINGSBURY

- Kliff Kingsbury is the only former Texas Tech player to return to his alma mater as its head coach.
- Under Kingsbury, Texas Tech has annually ranked among the top offenses nationally, finishing in the top 10 for total offense in all three seasons. Tech ranked second in 2015 for total offense, scoring offense and passing offense.
- At the age of 37, Kingsbury is the second-youngest head coach in a power-five conference (ACC, Big Ten, Big 12, Pac-12, SEC) and the third-youngest coach in the FBS. First-year Iowa State head coach Matt Campbell overtook Kingsbury's reign as the youngest head coach in the power five after the Cyclones hired him this offseason.
- Kingsbury is one of 16 head coaches at the NCAA Division I FBS level working at their alma mater.

PRESEASON PLAYER NOTABLES

- Texas Tech elected four captains prior to its season opener against Stephen F. Austin. Serving as a team captains throughout the 2016 season are senior offensive lineman Baylen Brown, junior quarterback Patrick Mahomes II, senior defensive back Justis Nelson and senior linebacker Luke Stice.
- The 2016 roster features 10 student-athletes who have already earned their undergraduate degrees: Reginald Davis II, Tony Morales, Justis Nelson, Thierry Nguema, Tyler Scalzi, Luke Stice, Keenon Ward, Quinton White, Jr., Kris Williams and Caleb Woodward. Davis, Nguema, White and Woodward all received their Texas Tech degrees this August.
- Texas Tech defensive coordinator David Gibbs has added experience to his unit with the transfers of Kolin Hill (Notre Dame), Ondre Pipkins (Michigan) and Luke Stice (Houston). Hill and Pipkins both sat out the 2015 season learning Gibbs' system while Stice previously played for the second-year defensive coordinator during his previous stop at the University of Houston.
- Texas Tech boasts 10 returners with at least 10 career starts: Baylen Brown (24), Justis Nelson (23), Keenon Ward (21), Tevin Madison (20), Patrick Mahomes II (18), Reginald Davis II (15), Breiden Fehoko (14), Jah'Shawn Johnson (14), Devin Lauderdale (14) and Ian Sadler (10).

HEAD COACHES AT THEIR ALMA MATER

(Active Head Coaches)

School	Name	Years Played
Air Force	Troy Calhoun	1985-88
Ball State	Mike Neu	1990-93
Boise State	Bryan Harsin	1995-99
BYU	Kailani Sitake	1994, 1997-00
Georgia	Kirby Smart	1995-98
Hawaii	Nick Rolovich	2000-01
Kent State	Paul Haynes	1987-91
Miami	Mark Richt	1978, 1980-82
Michigan	Jim Harbaugh	1983-86
Missouri	Barry Odom	1996-99
Northwestern	Pat Fitzgerald	1993-96
Oklahoma State	Mike Gundy	1986-89
Stanford	David Shaw	1991-94
Texas Tech	Kliff Kingsbury	1999-02
Utah State	Matt Wells	1994-96
UTEP	Sean Kugler	1985-88



- ▶ Jah'Shawn Johnson made a habit of covering loose balls during his first season as a Red Raider. The sophomore ranked second nationally in 2015 for fumble recoveries after recording four as a redshirt freshman. He is Texas Tech's leading returning tackler after posting 85 tackles a year ago.
- ▶ Clayton Hatfield was among the most-accurate kickers in college football during his redshirt freshman season in 2015. After earning the position full-time early in the season, Hatfield finished 12-for-14 on field goal attempts (87.5 percent) which finished seventh nationally for field goal percentage. He ranks fifth in the category among returning place kickers.
- ▶ Junior college transfer Derrick Willies was named one of Bruce Feldman's top-20 "freaks" for the 2016 season after he tweeted a workout video where he launched from a seated position for a 60-inch box jump. He did this all while wearing a 10-pound vest. Willies, who began his career at Iowa, led all JUCO receivers last season after recording 1,115 yards and 14 touchdowns at Trinity Valley Community College.
- ▶ Despite being classified as a sophomore, Breiden Fehoko is expected to provide quality experience for the Red Raider defensive line after starting in all 13 games in 2015. He recorded 19 tackles as a true freshman, including four for a loss, and added a sack as well as an interception.
- ▶ Reginald Davis II enters his senior season with 15 career touchdown receptions, six shy of entering the top 10 in Texas Tech history. Davis, who caught eight touchdowns in 2015, trails Carols Francis (2000-03), Wes Welker (2000-03) and Nehemiah Glover (2001-04) for ninth all-time in the Tech record book.
- ▶ Texas Tech returns the bulk of its secondary this season in seniors Justis Nelson, Keenon Ward, Paul Banks III and Thierry Nguema as well as junior Tevin Madison and sophomore Jah'Shawn Johnson. Tech also benefits from the return of D.J. Polite-Bray, who returns after redshirting the 2015 season.

TEXAS TECH - A WINNING TRADITION

- ▶ Since 1993, Texas Tech has endured just two sub-.500 seasons. On that note, Texas Tech ranks among the nation's top-six programs in regards to experiencing the least sub-.500 seasons since 1993. Only four NCAA FBS college football programs—Florida State (0), Southern California (1), Ohio State (1) and Florida (1)—have fewer sub-.500 seasons in the last 23 years:
- ▶ Texas Tech has made 37 postseason bowl appearances in its 91-year history which ranks among the top-20 programs all-time in bowl games played. The Red Raiders rank third among current Big 12 Conference programs in bowl appearances.
- ▶ Despite falling in the 2015 AdvoCare V100 Texas Bowl held in Houston, Texas Tech has won four of its last five bowl appearances dating back to the 2009 season.
- ▶ Texas Tech has participated in 13 bowl games since the start of the 2000 season alone. The Red Raiders are 9-5 in those bowl games during that span.

ZACH THOMAS ELECTED INTO RING OF HONOR

- ▶ Legendary All-American linebacker Zach Thomas will become the newest member of the prestigious Texas Tech Football Ring of Honor on Oct. 22 when he is inducted prior to kickoff between the Red Raiders and Oklahoma.
- ▶ Thomas will be the fifth Red Raider to be enshrined into the Ring of Honor, joining the likes of Donny Anderson, Gabe Rivera, E.J. Holub and Dave Parks. Thomas will be honored in a pregame ceremony where his name will be unveiled on the West Stadium Building at Jones AT&T Stadium.
- ▶ Thomas was a 2015 inductee into the College Football Hall of Fame. He remains a celebrated figure in Texas Tech history after a stellar four-year career where he led the Red Raiders to three bowl games. Thomas, who went on for a successful 13-year NFL career that included seven All-Pro honors, was a two-time Southwest Conference Defensive Player of the Year honoree as well as a finalist for the prestigious Butkus Award.

KIRBY HOCUTT NAMED CFP SELECTION COMMITTEE CHAIRMAN

- ▶ Texas Tech Director of Athletics Kirby Hocutt will add another important title during the 2016 football season - chairman of the College Football Playoff Selection Committee. Hocutt was named the Big 12's representative to the CFP's selection committee prior to the 2015 season and is year two of a three-year term.
- ▶ The College Football Playoff Committee matches the No. 1 seed vs. No. 4, and No. 2 vs. No. 3 in national semifinal games that rotate annually among the Chick-fil-A Peach Bowl, Goodyear Cotton Bowl, Capital One Orange Bowl, Allstate Sugar Bowl, Rose Bowl Game presented by Northwestern Mutual and Fiesta Bowl. The committee members produce weekly rankings after the ninth weekend of games. The members meet in person on Mondays and Tuesdays in Dallas. The CFP rankings will be revealed each week beginning Nov. 1 on ESPN with Hocutt appearing live via satellite soon after their unveiling.
- ▶ Texas Tech is coming off one of its best athletic years in recent years under Hocutt as 14 of its 17 intercollegiate programs advanced to the NCAA postseason. In addition, Tech was the only Big 12 member to play in a bowl game and also participate in both the men's basketball and baseball NCAA Tournaments.
- ▶ Texas Tech also claimed three Big 12 team titles during the 2015-16 academic year: men's tennis (first in program history, women's soccer (first in program history) and baseball (first since 1997).

ALL-TIME BOWL APPEARANCES

(National Rankings)

Rank	School	Appearances
1.	Alabama	63
2.	Texas	53
3.	USC	52
	Nebraska	52
5.	Georgia	51
	Tennessee	51
7.	Oklahoma	49
8.	LSU	47
9.	Penn State	46
	Ohio State	46
11.	Georgia Tech	44
	Michigan	44
13.	Florida State	43
	Florida	43
15.	Arkansas	41
16.	Auburn	40
17.	Texas Tech	37
	Miami (Fla.)	37
	Mississippi	37
	Texas A&M	37
	Clemson	37

300-YARD PASSING GAMES

Patrick Mahomes II (16)

Date	Pass Yards	Opponent
Nov. 15, 2014	393	#24 Oklahoma
Nov. 22, 2014	328	Iowa State
Nov. 29, 2014	598	#5 Baylor
Sept. 5, 2015	425	Sam Houston State
Sept. 12, 2015	361	UTEP
Sept. 26, 2015	392	#3 TCU
Oct. 3, 2015	415	#5 Baylor
Oct. 10, 2015	428	Iowa State
Oct. 17, 2015	354	Kansas
Oct. 31, 2015	480	#12 Oklahoma State
Nov. 14, 2015	384	Kansas State
Nov. 26, 2015	372	Texas
Dec. 29, 2015	370	#22 LSU
Sept. 3, 2016	483	Stephen F. Austin
Sept. 10, 2016	540	Arizona State
Sept. 17, 2016	470	Louisiana Tech

100-YARD RUSHING GAMES

Demarcus Felton (1)

Date	Rush Yards	Opponent
Sept. 17, 2016	123	Louisiana Tech

Justin Stockton (2)

Date	Rush Yards	Opponent
Sept. 4, 2014	135	UTEP
Oct. 10, 2015	101	Iowa State

100-YARD RECEIVING GAMES

Zach Austin (1)

Date	Rec. Yards	Opponent
Oct. 3, 2015	110	#5 Baylor

Cameron Batson (1)

Date	Rec. Yards	Opponent
Sept. 10, 2016	148	Arizona State

Tony Brown (1)

Date	Rec. Yards	Opponent
Oct. 3, 2015	117	#5 Baylor

Reginald Davis (1)

Date	Rec. Yards	Opponent
Sept. 19, 2015	115	Arkansas

Jonathan Giles (2)

Date	Rec. Yards	Opponent
Sept. 17, 2016	186	Louisiana Tech
Sept. 29, 2016	219	Kansas

Devin Lauderdale (3)

Date	Rec. Yards	Opponent
Oct. 11, 2014	112	West Virginia
Sept. 5, 2015	150	Sam Houston State
Sept. 26, 2015	110	#3 TCU

Ian Sadler (2)

Date	Rec. Yards	Opponent
Oct. 31, 2015	122	Oklahoma State
Nov. 26, 2015	108	Texas



MAHOMES IN RECORD BOOK

CAREER YARDAGE LEADERS

1. Graham Harrell (2005-08)	15,793
2. Kliff Kingsbury (1999-02)	12,429
3. Seth Doege (2009-12)	8,646
4. Patrick Mahomes II (2014-)	7,970
5. Robert Hall (1990-93)	7,908
6. Taylor Potts (2007-10)	7,835
7. Zebbie Lethridge (1994-97)	6,789
8. Billy Joe Tolliver (1985-88)	6,756
9. B.J. Symons (2000-03)	6,378
10. Davis Webb (2013-14)	5,257

CAREER TOUCHDOWN LEADERS

1. Graham Harrell (2005-2008)	134
2. Kliff Kingsbury (1999-02)	95
3. Patrick Mahomes II (2014-)	70
4. Seth Doege (2009-12)	69
5. Taylor Potts (2007-10)	62
6. B.J. Symons (2000-03)	59
7. Robert Hall (1990-93)	48
8. Davis Webb (2013-14)	44
9. Zebbie Lethridge (1994-97)	42
10. Billy Joe Tolliver (1985-88)	38

CAREER COMPLETION LEADERS

1. Graham Harrell (2005-08)	1,403
2. Kliff Kingsbury (1999-02)	1,231
3. Seth Doege (2009-12)	819
4. Taylor Potts (2007-10)	733
5. Patrick Mahomes II (2014-)	590
6. B.J. Symons (2000-03)	554
7. Robert Hall (1990-93)	548
8. Zebbie Lethridge (1994-97)	519
9. Billy Joe Tolliver (1985-88)	493
10. Sonny Cumbie (2001-04)	461

CAREER TOTAL OFFENSE LEADERS

1. Graham Harrell (2005-08)	15,611
2. Kliff Kingsbury (1999-01)	12,263
3. Seth Doege (2009-12)	8,700
4. Patrick Mahomes II (2014-)	8,695
5. Robert Hall (1990-93)	8,489
6. Zebbie Lethridge (1994-97)	7,690
7. Taylor Potts (2007-10)	7,653
8. B.J. Symons (2000-03)	6,586
9. Billy Joe Tolliver (1985-88)	6,475
10. Ron Reeves (1978-81)	5,544

CAREER TOUCHDOWNS RESPONSIBLE FOR

1. Graham Harrell (2005-08)	146
2. Kliff Kingsbury (1999-02)	100
3. Patrick Mahomes II (2014-)	84
4. Seth Doege (2009-12)	75
5. Zebbie Lethridge (1994-97)	71
6. Taurean Henderson (2002-05)	69
7. Taylor Potts (2007-10)	66
8. B.J. Symons (2000-03)	61



PATRICK MAHOMES II

Through four games this season, **Patrick Mahomes II** has continued to be recognized as one of college football's top quarterbacks. The junior enters Saturday's game at Kansas State as the nation's leader in passing yards per game (442.5) as well as total offense per game (483.8) after leading a Red Raider offense that is already averaging 59.5 points per game. Most impressively, Mahomes has recorded big numbers despite coming out early in the second half of Texas Tech's season-opening win over Stephen F. Austin as well as its Big 12 opener against Kansas. His big play ability hasn't been just felt through the air, though, as he also ranks second in points responsible for per game (33.0) thanks in part to his four rushing touchdowns to go along with his 18 passing touchdowns.

Mahomes enters Saturday night's game having thrown at least four touchdown in each of his past nine games which is tied for the most in the FBS since the start of the 2015 season. Through 21 games as Texas Tech's starting quarterback, Mahomes has now thrown for at least 300 yards 16 times, including eight times with 400 or more yards.

Mahomes returned for his junior season after emerging as one of the nation's top quarterbacks in 2015. In his first full season as a starter, Mahomes threw for 4,653 yards and 36 touchdowns while adding another 456 yards and 10 touchdowns on the ground. He is the youngest player in NCAA FBS history to record 5,000 yards of total offense and just the 13th signal caller all-time to reach the mark.

MAHOMES IN ELITE CLASS THROUGH FOUR GAMES THIS SEASON

Through just four games this season, Mahomes has frustrated opposing defenses to the tune of 1,770 yards and 18 touchdowns through the air, marking one of the best starts for a quarterback in NCAA history. Mahomes, who left the Kansas game early with an injury, previously recorded the most passing yards for a quarterback through three games dating back to 2000. His 1,493 passing yards at that point led an elite class of quarterbacks that also featured former Red Raider signal callers Sonny Cumbie (2004), Graham Harrell (2007), B.J. Symons (2003) and Taylor Potts (2009).

Despite missing the better part of a half of play in two games this year, Mahomes' 1,770 passing yards still sixth all-time among quarterbacks dating back to the start of the 2000 season. Graham Harrell is the only Red Raider to record more passing yards through four games than Mahomes. Harrell's 1,963 yards are the most during that time period as well.

MAHOMES IN NATIONAL RANKINGS

(Through Week Four)

Category	NCAA Rank	Big 12 Rank
Passing Yards/Game	1st	1st
Total Offense/Game	1st	1st
Passing TDs	2nd	1st
Points Responsible/Game	2nd	1st
Passing Efficiency	2nd	1st
Yards per Pass Attempt	2nd	1st
Passing Yards	3rd	1st
Points Responsible For	3rd	1st
Completions/Game	3rd	3rd
Completion Percentage	5th	1st
Yards per Completion	7th	1st
Rushing TDs	30th	5th

PASSING LEADERS THROUGH 3 GAMES

(National Leaders Since 2000)

Player	Year	Yards
1. Patrick Mahomes II (TTU)	2016	1,493
2. Connor Halliday (Wash. St.)	2014	1,465
3. Brandon Doughty (W. Kent.)	2014	1,459
4. Sonny Cumbie (TTU)	2004	1,360
5. Davis Webb (Cal)	2016	1,359
6. Matt Johnson (BGSU)	2015	1,358
7. Graham Harrell (TTU)	2007	1,317
8. Jared Goff (Cal)	2013	1,306
9. B.J. Symons (TTU)	2003	1,301
10. Taylor Potts (TTU)	2009	1,281

COMPARING THE TOP QUARTERBACKS IN TEXAS TECH HISTORY

(First 21 Career Starts; Includes Starts Only)

Through the first 21 starts of his young career, Patrick Mahomes II has torched opposing defenses, amassing over 7,000 yards of passing to put himself already in mention among the top quarterbacks in Texas Tech history.

Mahomes enters his senior season already ranked among the top 10 career passers in school history and could potentially move into the top three by the end of the year, joining the likes of Graham Harrell (2006-08) as well as his head coach, Kliff Kingsbury (1992-02).



KLIFF KINGSBURY

1999-2002



GRAHAM HARRELL

2006-08



PATRICK MAHOMES II

2014-Present

Comp-Att.	628-987	Comp-Att.	714-1,033	Comp-Att.	578-901
Percentage	64%	Percentage	69%	Percentage	64%
Yards	6133	Yards	8103	Yards	7851
Touchdowns	39	Touchdowns	70	Touchdowns	68
Interceptions	24	Interceptions	18	Interceptions	20



MAHOMES ECLIPSES 500-YARD MARK AT ARIZONA ST.

For the second time already in his young career, Patrick Mahomes II surpassed the 500-yard passing mark at Arizona State as he finished 38-of-53 for 540 yards and five touchdowns while also rushing for another 44 yards and a touchdown. The performance earned the junior Big 12 Player of the Week honors, marking the fourth time in his career where he has been recognized with the honor. His 540 passing yards finished just shy of his career high of 598 yards that was set his true freshman year against No. 5 Baylor.

WHERE ARIZONA STATE PERFORMANCE RANKS

Mahomes' performance at Arizona State ranked among the all-time best in Texas Tech history. His 540 passing yards finished as the seventh-most in Texas Tech history, marking the second time he had recorded a total that ranked in the top 10 in the school record book. His 584 yards of total offense, meanwhile, ranked sixth all-time in Tech history and seventh in the Big 12 record book.

MAHOMES GIVES UP BASEBALL, CONCENTRATES SOLELY ON FOOTBALL

Not long after the Texas Tech completed the 2015 season, Patrick Mahomes II made an important decision. The quarterback who emerged as one of the best in college football was going to give up a sport he loved - baseball. Mahomes, who previously was a member of the Tech baseball program following his 2014 true freshman campaign, concentrated solely on football this past spring, a move that was credited by head coach Kliff Kingsbury as furthering Mahomes' development entering the 2016 season.

MAHOMES, KINGSBURY APPEAR ON DCTF COVER

Patrick Mahomes II and head coach Kliff Kingsbury were both featured this summer on the cover of *Dave Campbell's Texas Football* magazine, marking Texas Tech's first appearance on the cover since 2008.

TEXAS TECH SINGLE-GAME LEADERS

(Total Offense)

Rank	Total Offense
1. B.J. Symons at Ole Miss (2003)	681
2. Graham Harrell at Oklahoma St. (2007)	643
3. Patrick Mahomes vs. Baylor (2014)	625
4. B.J. Symons at N.C. State (2003)	618
5. Cody Hodges vs. Kansas State (2005)	604
6. Patrick Mahomes at Arizona St. (2016)	684
7. Graham Harrell vs. E. Washington (2008)	538
8. B.J. Symons vs. Iowa State (2003)	529
B.J. Symons at Oklahoma State (2003)	529
10. Seth Doege vs. West Virginia (2012)	527

WHAT THEY ARE SAYING...

"He's a freak of nature, built like a linebacker and breaks the mold of Texas Tech quarterbacks, who have posted huge passing without Mahomes' dynamic athletic ability."

- Mitch Sherman, ESPN.com

"Maybe the best-kept secret in college football, Mahomes is on the precipice of becoming the game's next big star."

- Jake Trotter, ESPN.com

"From what my eyes have seen the last couple years, especially last season, Patrick Mahomes is rare stuff. I think he's the most physically gifted quarterback going into (the 2016 season)."

- Brock Huard, ESPN

"Patrick Mahomes is a unique talent. Can't wait to see how he continues to develop at Tech this fall."

- Bruce Feldman, FOX Sports (via Twitter)

"He's got the potential to be the best Texas Tech quarterback maybe ever. It's because of him that I think Texas Tech is going to exceed expectations."

- Joel Klatt, FOX Sports

"He's as good of a quarterback as there is in this league, maybe arguably in the country."

- Mike Gundy, Oklahoma State head coach

"He's a magician. You can tell your kids, but over and over on film you see it. Someone has him dead to rights for a sack and he does something to get away."

- Clint Bowen, Kansas defensive coordinator



MAHOMES BY THE NUMBERS

1,371

Passing yards for Mahomes during the first half of games this season. This number alone ranks 22nd nationally among FBS quarterbacks.

72.9

Completion percentage for Mahomes this season which ranks third nationally and leads all Big 12 quarterbacks through four games.

22

Number of touchdowns Mahomes is responsible for this season, which is tied for the most in the FBS for a player through three games since 1996.

16

Total touchdowns Mahomes needs to tie head coach Kliff Kingsbury for second place on the Texas Tech career touchdowns responsible for list.

3

Number of interceptions Mahomes has thrown so far this season despite 166 passing attempts.



KINGSBURY FILE

Hometown _____ New Braunfels, Texas
High School _____ New Braunfels '98
College _____ Texas Tech '01
Family _____ Tim & Sally Kingsbury (parents)
Klint Kingsbury (brother)

COACHING HISTORY

2008-09: Houston Offensive Quality Control
2010: Houston Assistant Coach (quarterbacks)
2011: Houston Co-Offensive Coordinator (quarterbacks)
2012: Texas A&M Offensive Coordinator (quarterbacks)
2013-Present: Texas Tech Head Coach

POSTSEASON EXPERIENCE

2008	_____	Bell Helicopter Armed Forces Bowl
2009	_____	Bell Helicopter Armed Forces Bowl
2013	_____	National University Holiday Bowl
2015	_____	AdvoCare V100 Texas Bowl

RECORD AGAINST OPPONENTS

<i>Arizona State</i>	1-1
Arkansas	1-1
<i>Baylor</i>	0-3
Central Arkansas	1-0
<i>Iowa State</i>	3-0
<i>Kansas</i>	4-0
<i>Kansas State</i>	1-2
<i>Louisiana Tech</i>	1-0
LSU	0-1
<i>Oklahoma</i>	0-3
<i>Oklahoma State</i>	0-3
Sam Houston State	1-0
SMU	1-0
<i>Stephen F. Austin</i>	2-0
<i>TCU</i>	1-2
<i>Texas</i>	1-2
Texas State	1-0
UTEP	2-0
<i>West Virginia</i>	1-2

Bold represents 2016 opponent.

RECORD AGAINST CONFERENCES

American	1-0
Big 12	11-17
FCS Opponents	4-0
Pac-12	1-1
Conference USA	3-0
Southland	3-0
Sun Belt	1-0
Southeastern (SEC)	1-1

PLAYING EXPERIENCE

1994-97	_____	New Braunfels High School
1999-02	_____	Texas Tech
2003-04	_____	New England Patriots
2004-05	_____	New Orleans Saints
2005	_____	Denver Broncos / New York Jets
2006	_____	Buffalo Bills / Cologne Centurions (NFL Europe)
2007	_____	Winnipeg Blue Bombers/Montreal Alouettes (CFL)
2008	_____	Team Texas (All-American Football League)



HEAD COACH KLIFF KINGSBURY

Kliff Kingsbury (@TTUKingsbury), the architect of one of the nation's most high-powered offenses, is in his fourth season as head coach at Texas Tech. The 15th head coach in program history, Kingsbury was tabbed to lead his alma mater on Dec. 12, 2012.

Under his watch, the Red Raiders have boasted an explosive offense that has annually ranked among the top units in the country. Tech has made two bowl appearances under Kingsbury, who enters the 2016 season with a 22-20 overall record.

Tech concluded the 2015 season ranked second nationally in total offense, marking the sixth-straight season where a Kingsbury-led offense finished 11th or higher in the category dating back to his time at both Houston and Texas A&M. Tech ranked second in the country for both scoring offense and passing offense in 2015 as well.

The Red Raiders averaged a school record 45.1 points per game in 2015 after scoring at least 25 points in all 13 games. Tech was one of just two schools nationally and the only team in a power-five conference to score 25 or more points in every game of the 2015 season.

OFFENSES UNDER KINGSBURY

Since earning his first coordinator position at Houston in 2010, Kliff Kingsbury has annually produced one of the nation's top offenses. A two-time National Offensive Coordinator of the Year honoree, Kingsbury has produced an offense that has ranked 11th or better nationally in each of the past five seasons. Here is a listing of where Kingsbury's offenses have ranked in the NCAA since 2010:

SCHOOL (YEAR)	TOTAL OFFENSE	SCORING OFFENSE	PASSING OFFENSE	RUSHING OFFENSE
Houston (2010)	11th	13th	5th	61st
Houston (2011)	1st	1st	1st	68th
Texas A&M (2012)	3rd	4th	14th	11th
Texas Tech (2013)	8th	23rd	2nd	111th
Texas Tech (2014)	10th	52nd	5th	80th
Texas Tech (2015)	2nd	2nd	2nd	40th
Texas Tech (2016)	1st	1st	1st	117th

QUARTERBACKS UNDER KINGSBURY

YEAR	PLAYER	COMP	ATT	PCT.	YARDS	TD	INT	RATE	HEISMAN
2008	Case Keenum (Hou.)	397	589	67.4	5,020	44	11	159.9	N/A
2009	Case Keenum (Hou.)	492*	700*	70.3	5,671*	44*	15	154.8	N/A
2010	David Piland (Hou.)+	201	345	58.3	2,641	24	14	137.4	N/A
2011	Case Keenum (Hou.)	428*	603*	71.0	5,631*	48*	5	174.0	7th
2012	Johnny Manziel (TAMU)^	295	434	68.0	3,706	26	9	155.3	1st
2013	Davis Webb (TTU)	226	361	62.6	2,718	20	9	139.1	N/A
2013	Baker Mayfield (TTU)	218	340	64.1	2,315	12	9	127.7	N/A
2014	Davis Webb (TTU)	211	345	61.2	2,539	24	13	138.4	N/A
2014	Patrick Mahomes II (TTU)	105	185	56.8	1,547	16	4	151.2	N/A
2015	Patrick Mahomes II (TTU)	336	517	56.0	4,283	32	14	149.6	N/A
2016	Patrick Mahomes II (TTU)	121	166	72.9	1,770	18	3	194.6	--

+ -- David Piland was the backup to Case Keenum, whose 2010 season was cut short by injury.

[^] -- Johnny Manziel also rushed for 1,410 yards and 21 TDs on his way to claiming the 2012 Heisman Trophy.

* -- Indicates player led the nation in that category.

TEXAS TECH COACHING STAFF



DAVID GIBBS
Defensive Coordinator
Field



ERIC MORRIS
Offensive Coordinator
Press Box



DESHAUN FOSTER
Running Backs
Field



LEE HAYS
Offensive Line
Field



EMMETT JONES
Outside Receivers
Field



KEVIN PATRICK
Defensive Line
Field



JOE ROBINSON
Special Teams
Field



KARL SCOTT
Cornerbacks
Field



ZAC SPAVITAL
Linebackers
Press Box



TEXAS TECH IN NCAA RANKINGS

CATEGORY	NCAA	BIG 12
3rd Down Conversion Pct.	11th	1st
3rd Down Conversion Pct. Defense	70th	5th
4th Down Conversion Pct.	117th	8th
4th Down Conversion Pct. Defense	47th	4th
Blocked Kicks	19th	3rd
Blocked Kicks Allowed	1st	1st
Blocked Punts	-	-
Blocked Punts Allowed	1st	1st
Completion Percentage	4th	1st
Fewest Penalties	112th	8th
Fewest Penalties per Game	122th	9th
Fewest Penalty Yards	92nd	6th
Fewest Penalty Yards per Game	112th	7th
First Downs Defense	75th	8th
First Downs Offense	4th	1st
Fumbles Lost	6th	1st
Fumbles Recovered	79th	6th
Kickoff Return Defense	69th	6th
Kickoff Returns	85th	7th
Net Punting	124th	10th
Passes Had Intercepted	62nd	5th
Passes Intercepted	79th	6th
Passing Offense	1st	1st
Passing Yards Allowed	118th	10th
Passing Yards per Completion	26th	1st
Punt Return Defense	118th	10th
Punt Returns	52nd	5th
Red Zone Defense	114th	10th
Red Zone Offense	8th	3rd
Rushing Defense	75th	5th
Rushing Offense	117th	9th
Sacks Allowed	84th	6th
Scoring Defense	111th	9th
Scoring Offense	1st	1st
Tackles for Loss Allowed	66th	7th
Team Passing Efficiency	4th	1st
Team Passing Efficiency Defense	79th	5th
Time of Possession	66th	3rd
Total Defense	111th	10th
Total Offense	1st	1st
Turnover Margin	58th	4th
Turnovers Gained	89th	6th
Turnovers Lost	23rd	2nd
Winning Percentage	31st	3rd

RED RAIDERS IN NCAA RANKINGS

PLAYER	NCAA	BIG 12
Cameron Batson		
Punt Return Average	28th	5th
Jordyn Brooks		
Solo Tackles	47th	3rd
Jonathan Giles		
Receiving TDs	5th	1st
Receiving Yards Per Game	10th	3rd
Receptions Per Game	19th	2nd
Clayton Hatfield		
Field Goal Percentage	42nd	4th
Scoring	15th	2nd
Patrick Mahomes II		
Completion Percentage	5th	1st
Completions per Game	3rd	1st
Passing TDs	2nd	1st
Passing Yards	3rd	1st
Passing Yards per Game	1st	1st
Passing Yards per Completion	7th	1st
Points Responsible For	2nd	1st
Points Responsible For per Game	2nd	1st
Total Offense	1st	1st
Derrick Willies		
Yards per Reception	10th	1st

NATIONAL RANKINGS

ASSOCIATED PRESS (Oct. 2)

TEAM	RECORD	POINTS
1. Alabama (23)	5-0	1514
2. Ohio State (6)	4-0	1451
3. Clemson (1)	5-0	1403
4. Michigan	5-0	1334
5. Washington	5-0	1234
6. Houston	5-0	1233
7. Louisville	4-1	1160
8. Texas A&M	5-0	1113
9. Tennessee	5-0	1045
10. Miami	4-0	909
11. Wisconsin	4-1	882
12. Nebraska	5-0	821
13. Baylor	5-0	805
14. Ole Miss	3-2	712
15. Stanford	3-1	711
16. Arkansas	4-1	528
17. North Carolina	4-1	497
18. Florida	4-1	391
19. Boise State	4-0	385
20. Oklahoma	2-2	324
21. Colorado	4-1	276
22. West Virginia	4-0	240
23. Florida State	3-2	230
24. Utah	4-1	86
25. Virginia Tech	3-1	85

OPPONENTS RECEIVING VOTES: Oklahoma State (41), TCU (26), Texas (1)

AMWAY COACHES POLL (Oct. 2)

TEAM	RECORD	POINTS
1. Alabama (57)	5-0	1544
2. Ohio State (3)	4-0	1474
3. Clemson (2)	5-0	1437
4. Michigan	5-0	1348
5. Houston	5-0	1256
6. Washington	5-0	1250
7. Texas A&M	5-0	1132
8. Louisville	4-1	1105
9. Tennessee	5-0	1101
10. Miami	4-0	902
11. Baylor	5-0	876
12. Nebraska	5-0	860
13. Wisconsin	4-1	844
14. Ole Miss	3-2	671
15. Stanford	3-1	635
16. North Carolina	4-1	587
17. Arkansas	4-1	525
18. Florida	4-1	490
19. Boise State	4-0	341
20. West Virginia	4-0	309
21. Florida State	3-2	257
22. Oklahoma	2-2	228
23. Colorado	4-1	144
24. Utah	1-1	117
25. Western Michigan	5-0	86

OPPONENTS RECEIVING VOTES: TCU (32), Oklahoma State (43), Arizona State (23), Texas Tech (11).

COLLEGE FOOTBALL PLAYOFF

TEAM	RECORD
Debuts Nov. 1	

RED RAIDERS IN NATIONAL RANKINGS

WEEK	AP	COACHES	CFP
Preseason	NR	NR	--
Week 2 (9/6)	NR	NR	--
Week 3 (9/11)	NR	NR	--
Week 4 (9/18)	NR	NR	--
Week 5 (9/25)	NR	NR	--
Week 6 (10/2)	NR	RV	--
Week 7 (10/9)			
Week 8 (10/16)			
Week 9 (10/23)			
Week 10 (10/30)			
Week 11 (11/6)			
Week 12 (11/13)			
Week 13 (11/20)			
Week 14 (11/27)			
Week 15 (12/4)			

THE LAST TIME TEXAS TECH WAS...

Ranked in AP Poll _____ Nov. 3, 2013 (No. 25)
 Ranked in Coaches' Poll _____ Nov. 3, 2013 (No. 23)
 Received Votes in the AP Poll _____ Oct. 18, 2015 (RV)
 Received Votes in the Coaches' Poll _____ Oct. 2, 2016 (RV)

MISCELLANEOUS RECORDS:

Highest Ranking (AP) _____ No. 2 (Nov. 2-16, 2008)
 Highest Ranking (Coaches) _____ No. 2 (Nov. 9-16, 2008)
 Highest Final Ranking (AP) _____ No. 11 (1938, 1973)
 Highest Ranking (Coaches) _____ No. 11 (1973)
 Consecutive Weeks Ranked (AP) _____ 20 (2004-06)
 Consecutive Weeks Ranked (Coaches) _____ 25 (2004-06)



TEXAS TECH vs. KANSAS STATE

Nov. 14, 2015 | Jones AT&T Stadium | 2:30 p.m. CT | FOX Sports 1

LUBBOCK, Texas (AP) - Patrick Mahomes II threw for 384 yards and three touchdowns, including two to Justin Stockton, and DeAndre Washington rushed for three more as Texas Tech beat Kansas State 59-44.

The win snapped a three-game skid. The loss extended the Wildcats winless streak to six, a first since 1989.

Mahomes completed 33 of 42 passes and rushed for a touchdown for Texas Tech (6-5, 3-5 Big 12).

Stockton's touchdowns were for 17 and 20 yards. He also rushed for a 7-yard score. Mahomes' other touchdown pass was a 19-yarder to Devin Lauderdale.

Washington scored from 80 yards - a career-long - 5 yards and 12 yards to finish with a career-high 248 yards.

Kansas State (3-6, 0-6) quarterback Joe Hubener rushed for three 1-yard touchdowns and threw for two more. Morgan Burns added a TD on a 93-yard kickoff return.

Hubener threw both his touchdown passes in the fourth quarter as the Wildcats tried for a second comeback. He found Dominique Heath for a 6-yard score and threw a 33-yard touchdown to Kyle Klein. An onside kick kept the Wildcats in it, but trailing 52-41 they needed a touchdown. They settled for a 43-yard field goal to whittle the deficit to 52-44.

In order for Kansas State to go to a bowl this year the Wildcats need to win their remaining games against Iowa State, Kansas and West Virginia.

Washington's rushing yardage was the first time since 1999 that Texas Tech has had a 200-plus-yard game when Shaud Williams had 230 against Colorado.

Texas Tech let a 21-point lead dwindle to 7 points early in the third quarter after Hubener scored his third touchdown. The 1-yard score came after Washington fumbled deep in Texas Tech territory.

A turnover by the Wildcats turned into a touchdown for the Red Raiders in the first quarter. Zach Reuter fumbled after catching a 10-yard pass from Hubener and JahShawn Johnson recovered. Four plays later Stockton scooted around end for a 7-yard touchdown to make it 28-7 late in the first quarter.

Both teams had big plays in the first half. Kansas State's Burns got his third career kickoff return for a touchdown on a 93-yarder and his second this season. The first play of the season Burns returned a kickoff 100 yards.

Washington's 80-yard scamper for score was a career long for him and was the team's longest run of the season.

The Red Raiders scored on five of their first seven possessions and the Wildcats, who got touchdowns on three of their first seven possessions, struggled to keep pace.

SCORING SUMMARY

QTR	Time	Team	Scoring Play	Drive / Time
1st	12:08	TTU	Stockton, J. 17 yd pass from Mahomes, P. (Hatfield, C. kick)	9-75 / 2:52
	11:56	KS	Burns, M. 93 yd kickoff return (Cantele, J. kick)	-
	10:15	TTU	Washington, De. 5 yd run (Hatfield, C. kick)	5-75 / 1:41
	07:51	TTU	Washington, De. 80 yd run (Hatfield, C. kick)	2-80 / 0:19
	04:47	TTU	Stockton, J. 7 yd run (Hatfield, C. kick)	4-63 / 1:32
2nd	06:02	KS	Hubener, J. 1 yd run (Cantele, J. kick)	10-71 / 5:10

Jones AT&T Stadium (53,833) November 14, 2015					
SCORE BY QUARTERS	1	2	3	4	FINAL
Kansas State	7	14	7	16	44
Texas Tech	28	7	10	14	59

03:43	TTU	Lauderdale, D. 19 yd pass from Mahomes, P. (Hatfield, C. kick)	6-70 / 2:19
02:04	KS	Hubener, J. 1 yd run (Cantele, J. kick)	6-74 / 1:39
3rd 10:00	KS	Hubener, J. 1 yd run (Cantele, J. kick)	5-19 / 2:25
07:37	TTU	Stockton, J. 20 yd pass from Mahomes, P. (Hatfield, C. kick)	8-81 / 2:23
05:14	TTU	Hatfield, C. 48 yd field goal	4-3 / 1:11
4th 11:30	TTU	Mahomes, P. 4 yd run (Hatfield, C. kick)	16-87 / 6:32
07:25	KS	Heath, D. 6 yd pass from Hubener, J. (Hubener, J. pass failed)	10-60 / 4:05
05:04	KS	Klein, K. 33 yd pass from Hubener, J. (Cantele, J. kick)	1-33 / 0:07
03:38	KS	Cantele, J. 43 yd field goal	6-26 / 1:26
01:02	TTU	Washington, De. 12 yd run (Hatfield, C. kick)	7-43 / 2:36

INDIVIDUAL STATS

RUSHING: Texas Tech - Washington, De. 27-248; Mahomes, P. 11-14; Stockton, J. 2-12. **Kansas State** - Jones, Charles 18-99; Silmon, Justin 1-14; Hubener, Joe 14-9; Dimel, Winston 1-1.

PASSING: Texas Tech - Mahomes, P. 33-42-0-384; TEAM 0-1-0-0. **Kansas State** - Hubener, Joe 19-41-1-289; TEAM 0-1-0-0.

RECEIVING: Texas Tech - Lauderdale, D. 10-94; Stockton, J. 5-67; Grant, Jakeem 4-78; Sadler, Ian 4-52; Davis, Reginald 4-41; Washington, De. 4-36; Batson, Cameron 2-16. **Kansas State** - Klein, Kyle 6-131; Heath, D. 4-49; Cook, Kody 2-39; West, Steven 2-36; Burton, Deante 2-17; Jones, Charles 2-7; Reuter, Zach 1-10.

INTERCEPTIONS: Texas Tech - Johnson, Jah. 1-32. **Kansas State** - None.

TACKLES (UA-A): Texas Tech - Gaines, J.J. 7-6; Awe, Micah 10-2; Nelson, Justis 5-1; Johnson, Jah. 2-4; Madison, Tevin 4-0; Bethel, Nigel 3-1; Jenkins, Malik 3-1; Hinton, D'Vonta 3-0; Jackson, Bran. 3-0; Ward, Keenon 2-1. **Kansas State** - Prewett, Kaleb 10-2; Lee, Elijah 10-1; Newlan, Sean 6-2; Shelley, Duke 7-0; Geary, Will 5-0; Bryant, Marquel 4-1; Wood, Tanner 3-2; Davis, Will 3-1; Burns, Morgan 3-1;

TEAM STATISTICS

	KSU	TTU
FIRST DOWNS	19	32
RUSHES-YARDS (NET)	34-123	40-274
PASSING YDS (NET)	289	384
Passes Att-Comp-Int	42-19-1	43-33-0
TOTAL OFFENSE PLAYS-YARDS	76-412	83-658
Fumble Returns-Yards	0-0	1-2
Punt Returns-Yards	2-34	1-13
Kickoff Returns-Yards	7-221	3-37
Interception Returns-Yards	0-0	1-32
Punts (Number-Avg)	7-43.1	4-51.5
Fumbles-Lost	1-1	1-1
Penalties-Yards	7-55	7-73
Possession Time	30:44	29:16
Third-Down Conversions	7 of 17	7 of 12
Fourth-Down Conversions	1 of 2	0 of 0
Red-Zone Scores-Chances	5-5	7-7
Sacks By: Number-Yards	2-22	2-11



JONES AT&T STADIUM

JONES AT&T STADIUM, home of Red Raider football since Nov. 29, 1947, is arguably one of the most electric gameday atmospheres in all of college football. Armed with 60,000-plus rabid fans, Dave Curtis of The Sporting News proclaimed in May of 2010 that Jones AT&T Stadium was the best home field advantage in all of college football.

The stadium's majestic beauty on the outside is the perfect facade for a rowdy and terrific game day experience that lies within its walls. Prior to the 2013 season, the experience of watching Red Raider football reached another level with the addition of a high-definition video board that spans 38 X 100 feet in size on a five-tier structure. The stadium added another element for the 2016 season with the construction of a new premium area on the north end of the stadium. Texas Tech has invested more than \$135 millions into Jones AT&T Stadium since 2003 alone with four major renovations, making the facility of the best on-campus football stadiums in the country.

The stadium was officially renamed from Jones Stadium to Jones SBC Stadium in 2000 following major corporate gifts (in excess of \$25 million) from SBC Communications (now AT&T). The stadium was renamed again in 2006 to Jones AT&T Stadium after SBC Communications formally changed its name to AT&T. The "Jones" in Jones AT&T Stadium comes from former Texas Tech president Clifford B. Jones and his wife Aubrey. The stadium was named in their honor upon its opening in 1947.

TOP 20 ATTENDANCE MARKS

Attend	Game	Season
61,836	Tech vs. Oklahoma State	2013
60,997	Tech vs. Texas State	2013
60,961	Tech vs. Texas	2014
60,879	Tech vs. Texas	2012
60,800	Tech vs. Oklahoma	2012
60,778	Tech vs. Central Arkansas	2014
60,454	Tech vs. Texas	2010
60,454	Tech vs. Oklahoma State	2010
60,277	Tech vs. Arkansas	2014
60,097	Tech vs. Stephen F. Austin	2016
60,073	Tech vs. Sam Houston State	2015
59,260	Tech vs. Iowa State	2011
59,014	Tech vs. Oklahoma	2014
58,955	Tech vs. New Mexico	2012
58,702	Tech vs. TCU	2013
58,502	Tech vs. West Virginia	2014
58,416	Tech vs. Texas A&M	2011
57,733	Tech vs. Texas A&M	2009
57,528	Tech vs. SMU	2010

SINGLE-GAME RECORDS

Most Points: 120 vs. Wayland (1925)
Most Points (Since 1950): 80 vs. Sam Houston State (2005)
Most Opponent Points: 70 vs. Oklahoma State (2015)
Most Combined Points: 123 (OSU 70, Tech 53, 2015)
Most Combined Points (Since 1950): 123 (OSU 70, Tech 53, 2015)
Largest Margin of Victory: 120 (Tech vs. Wayland — 1925)
Largest Margin of Victory (Since 1950):
 71-0, vs. New Mexico A&M (1953)

GAME/SEASON RECORDS

Most Home Games, Season: 9 games (1932)
Most Home Games, Season (Since 1950): 8 (1994, 2000)
Most Home Wins, Season: 7 games (1965, 2005, 2008)
Most Home Losses, Season: 5 games (1944, 1950)
Most Home Losses, Season (Since 1950): 4 games (1952, 1957, 1962, 1966, 1981, 1982, 1984, 1990, 2011)
Most Home Ties, Season: 2 (1925)
Most Home Ties, Season (Since 1950): 1 game (1954, 1956, 1968, 1979, 1981, 1983)
Undefeated Home Seasons: 14 (Last: 2008)
Longest Home Winning Streak: 13 (1939-42); before Jones AT&T Stadium
Longest Home Losing Streak: 6 (1943-44)
Most Points, Season: 367 (2005)
Fewest Points, Season: 20 (1928)

MISCELLANEOUS RECORDS

All-Time Home Record: 340-165-13
All-Time Jones AT&T Stadium Record (since 1947): 253-135-6
Last Tie Game: vs. TCU, 10-10 (1983)

MISCELLANEOUS STATISTICS

AVERAGE HOME ATTENDANCE RECORD:
 58,934 - 2014 (6 games)

AVERAGE HOME STUDENT ATTENDANCE RECORD:
 11,249 - 2013 (6 games)

STADIUM RECORD ATTENDANCE:
 61,836 - Texas Tech vs. #12 Oklahoma State (Nov. 2, 2013)

FIRST GAME AT JONES AT&T STADIUM:

Nov. 29, 1947 - Texas Tech vs. Hardin-Simmons

FIRST GAME ON ARTIFICIAL TURF:

Sept. 12, 1970 - Texas Tech vs. Tulane

FIRST GAME ON FIELDTURF:

Sept. 2, 2006 - Texas Tech vs. SMU

TEXAS TECH ALL-TIME HOME RECORD (SINCE 1925):

In 91 seasons of football at Texas Tech, the Red Raiders are 340-165-13 all-time in home games.

TEXAS TECH AT JONES AT&T STADIUM (SINCE 1947):

In 68 seasons at The Jones, Texas Tech is 253-135-6 at home.

STADIUM RECORD ATTENDANCE FOR A SEASON OPENER:

60,778 - Texas Tech vs. Central Arkansas (Aug. 30, 2014)

STADIUM RECORD FOR STUDENT ATTENDANCE:

16,092 - Texas Tech vs. #24 TCU (Sept. 12, 2013)

STADIUM RECORD FOR STUDENT ATTENDANCE - SEASON OPENER

15,142 - Texas Tech vs. Central Arkansas (Aug. 30, 2014)

HOME WINNING STREAK AT JONES AT&T STADIUM:

12 - Began with 34-27 win over Oklahoma on Nov. 17, 2007, through 52-30 loss to Texas A&M on Oct. 24, 2009

WINNING SEASONS:

55 - Winning or non-losing seasons in 67 years at Jones AT&T Stadium. The last team to go undefeated at home was the 2008 squad with a record of 7-0.



DEPTH CHART

OFFENSE

LT 65 Baylen Brown _____ 6-5 ____ 305 ____ Sr-3L _____ San Antonio, Texas
58 Madison Akamnonu ____ 6-5 ____ 310 ____ Fr-RS _____ Arlington, Texas

LG 72 Jack Reichel _____ 6-5 ____ 290 ____ So-TR _____ Sacramento, Calif.
74 Cole Collier _____ 6-1 ____ 300 ____ So-1L _____ Prosper, Texas

C 51 Tony Morales _____ 6-3 ____ 295 ____ Sr-1L _____ Arlington, Texas
69 Cody Wheeler _____ 6-4 ____ 310 ____ Fr-RS _____ Allen, Texas

RG 73 Justin Murphy _____ 6-6 ____ 310 ____ So-1L _____ Belton, Texas
76 Paul Stawarz _____ 6-5 ____ 295 ____ So-RS _____ Glen Ellyn, Ill.

RT 78 Terence Steele _____ 6-6 ____ 300 ____ Fr-RS _____ Cibolo, Texas
64 Ethan Smith _____ 6-6 ____ 275 ____ So-1L _____ Humble, Texas

QB 5 Patrick Mahomes II ____ 6-3 ____ 230 ____ Jr-2L _____ Whitehouse, Texas
16 Nic Shimonek _____ 6-3 ____ 220 ____ Jr-1L _____ Corsicana, Texas

RB 4 Justin Stockton _____ 5-10 ____ 200 ____ Jr-2L _____ Cibolo, Texas
23 Quinton White _____ 5-7 ____ 215 ____ Sr-3L _____ College Station, Texas

X 6 Devin Lauderdale _____ 5-10 ____ 176 ____ Sr-2L _____ Houston, Texas
-or- 11 Derrick Willies _____ 6-3 ____ 215 ____ Jr-TR _____ San Bernardino, Calif.

H 13 Cameron Batson _____ 5-9 ____ 175 ____ Jr-2L _____ Oklahoma City, Okla.
-or- 20 Keke Coutee _____ 5-11 ____ 175 ____ So-1L _____ Lufkin, Texas

Y 12 Ian Sadler _____ 5-11 ____ 195 ____ Jr-2L _____ Argyle, Texas
-or- 9 Jonathan Giles _____ 5-11 ____ 185 ____ So-1L _____ Missouri City, Texas

Z 2 Reginald Davis III _____ 6-0 ____ 185 ____ Sr-3L _____ Tenaha, Texas
-or- 14 Dylan Cantrell _____ 6-3 ____ 210 ____ Jr-2L _____ Whitehouse, Texas

SPECIAL TEAMS

LS 53 Kyle Heffron _____ 5-11 ____ 225 ____ Jr-SQ _____ San Antonio, Texas
-or- 35 Tyler Scalzi _____ 6-4 ____ 238 ____ Sr-3L _____ Flower Mound, Texas

PK 96 Clayton Hatfield _____ 5-10 ____ 170 ____ So-1L _____ Boerne, Texas
49 Michael Barden _____ 5-10 ____ 175 ____ So-1L _____ Austin, Texas

P 49 Michael Barden _____ 5-10 ____ 175 ____ So-1L _____ Austin, Texas
96 Clayton Hatfield _____ 5-10 ____ 170 ____ So-1L _____ Boerne, Texas

DEFENSE

END 13 Kolin Hill _____ 6-2 ____ 250 ____ So-TR _____ Schertz, Texas
-or- 12 Zach Barnes _____ 6-3 ____ 240 ____ Jr-2L _____ Loganville, Ga.

N 9 Ondre Pipkins _____ 6-3 ____ 325 ____ Sr-TR _____ Kansas City, Mo.
96 Broderick Washington ____ 6-3 ____ 305 ____ Fr-RS _____ Longview, Texas

T 4 Breiden Fehoko _____ 6-3 ____ 295 ____ So-1L _____ Honolulu, Haw.
99 Mychealon Thomas _____ 6-1 ____ 325 ____ Jr-TR _____ Dallas, Texas

RUSH 5 Gary Moore _____ 6-5 ____ 240 ____ Jr-2L _____ Clarksville, Texas
6 Kris Williams _____ 6-1 ____ 240 ____ Sr-2L _____ Dallas, Texas

WILL 34 D'Vonta Hinton _____ 5-9 ____ 225 ____ So-1L _____ Texas City, Texas
33 Brayden Stringer _____ 6-2 ____ 205 ____ Fr-HS _____ Cypress, Texas

MIKE 20 Jordyn Brooks _____ 6-1 ____ 235 ____ Fr-HS _____ Houston, Texas
10 Johnathan Picone ____ 6-1 ____ 220 ____ Fr-HS _____ Covington, La.

SAM 41 Malik Jenkins _____ 6-1 ____ 225 ____ Sr-3L _____ Ennis, Texas
37 Luke Stice _____ 6-0 ____ 230 ____ Sr-TR _____ Midland, Texas

LC 31 Justis Nelson _____ 6-2 ____ 180 ____ Sr-3L _____ Mesquite, Texas
-or- 28 Paul Banks III _____ 6-2 ____ 185 ____ Sr-1L _____ Houston, Texas

FS 7 Jah'Shawn Johnson ____ 5-10 ____ 180 ____ So-1L _____ Ennis, Texas

SS 15 Keenon Ward _____ 5-9 ____ 200 ____ Sr-3L _____ Snyder, Texas
24 Payton Hendrix _____ 6-2 ____ 210 ____ So-1L _____ Dallas, Texas

RC 3 D.J. Polite-Bray _____ 6-0 ____ 195 ____ Jr-2L _____ Lithonia, Ga.
17 Thierry Nguema _____ 5-10 ____ 175 ____ Sr-3L _____ Corona, Calif.

KO 96 Clayton Hatfield _____ 5-10 ____ 170 ____ So-1L _____ Boerne, Texas
49 Michael Barden _____ 5-10 ____ 175 ____ So-1L _____ Austin, Texas

KR 2 Reginald Davis III _____ 6-0 ____ 185 ____ Sr-3L _____ Tenaha, Texas
-or- 20 Keke Coutee _____ 5-11 ____ 175 ____ So-1L _____ Lufkin, Texas

PR 13 Cameron Batson _____ 5-9 ____ 175 ____ Jr-2L _____ Oklahoma City, Okla.
20 Keke Coutee _____ 5-11 ____ 175 ____ So-1L _____ Lufkin, Texas



MICHAEL BARDEN 49

PK | 5-10 | 175 | So-1L
Austin, Texas | Westlake H.S.

- ▶ **LAST GAME:** Appeared three times against Kansas - once on punting duty and twice as the kickoff specialist.
- ▶ In his first full season as Texas Tech's starting punter after seeing action in five games last year as either the place kicker or backup punter.

CAREER HIGHS

Points Scored _____ 10, vs. Sam Houston State (2015)
PAT's _____ 7, twice, UTEP (2015)*
Field Goals Made _____ 1, twice, vs. UTEP (2015)*
Field Goals Attempted _____ 1, twice, vs. UTEP (2015)*
Longest Field Goal _____ 32, vs. UTEP (2015)
Punt Attempts _____ 5, vs. Stephen F. Austin (2016)
Longest Punt _____ 62, vs. Kansas State (2016)
* Indicates most recent high

FIELD GOALS	G	Att	Made	Lg	Pct
2015	8	3	2	32	66.7
2016	2	0	0	0	0.0
TOTAL	10	3	2	32	66.7

PUNTING	G	No.	Yards	Lg	Avg
2015	5	5	215	58	43.0
2016	3	10	381	51	38.1
TOTAL	11	26	1098	62	42.2



ZACH BARNES 12

DL | 6-3 | 240 | Jr.-2L
Loganville, Ga. | Grayson H.S.

- ▶ **LAST GAME:** Returned to the field after missing the two previous games; did not record a tackle in the victory.
- ▶ Began the season with one tackle against Stephen F. Austin, which came on a sack in the third quarter. The sack also caused his first career forced fumble.

CAREER HIGHS

Tackles _____ 4, vs. Sam Houston State (2015)
Tackles For Loss _____ 1.0, vs. Stephen F. Austin (2016)
Sacks _____ 1.0, vs. Stephen F. Austin (2016)
Interceptions _____ None
Fumbles Forced _____ 1, vs. Stephen F. Austin (2016)
Fumbles Recovered _____ 1, at Kansas (2013)
Quarterback Hurries _____ None
Pass Breakups _____ None

TACKLES	G	UA	A	Tot.	TFL	Yds	PD	FF	FR	Blkd	QBH
2013	5	2	0	2	0.0	0	0	0	1	0	0
2015	7	5	4	9	0.5	1	0	0	0	0	0
2016	2	1	0	1	1.0	5	0	1	0	0	0
TOTAL	14	8	4	12	1.5	6	0	1	1	0	0

SACKS	G	UA	A	Total	Yds
2013	5	0	0	0.0	0
2015	7	0	1	0.5	1
2016	2	1	0	1.0	5
TOTAL	14	1	1	1.5	6



CAMERON BATSON 13

WR | 5-9 | 175 | Jr.-2L
Oklahoma City, Okla. | Milwood H.S.

- ▶ **LAST GAME:** Caught eight passes for 88 yards and a touchdown against Kansas.
- ▶ Ranks second on the team with 22 receptions and 285 receiving yards this season.
- ▶ His 95 yards on punt returns are already the most in a season during his career.
- ▶ One of three players to catch a TD pass in all four games.
- ▶ Posted the first 100-yard receiving game of his career at Arizona State after catching nine passes for 148 yards.

CAREER HIGHS

Receptions _____ 9, at Arizona State (2016)
Receiving Yards _____ 148, at Arizona State (2016)
Receiving Touchdowns _____ 1, 5x, vs. Kansas (2016)*
Long Reception _____ 66 yards, at Arizona State (2016)
All-Purpose Yards _____ 148, at Arizona State (2016)
Punt Returns _____ 4, twice, vs. UTEP (2015)*
Punt Return Yards _____ 38, vs. UTEP (2015)
Long Punt Return _____ 18, vs. Texas (2014)
* Indicates most recent high

RECEIVING	G	Rec	Yds	TD	Lg	Rec/G	Avg/C	Avg/G
2014	12	9	41	0	12	0.8	4.6	3.4
2015	13	29	327	1	45	2.2	11.3	25.2
2016	4	22	285	4	66	5.5	13.0	71.2
TOTAL	29	60	653	5	66	2.1	10.9	22.5

PUNT RETURNS	G	No.	Yds	TD	Lg	Avg/R	Avg/G
2014	12	18	65	0	18	3.6	5.4
2015	13	13	81	0	14	6.2	6.2
2016	4	10	95	0	33	9.5	23.8
TOTAL	29	41	241	0	33	5.9	8.3

ALL PURPOSE	G	Rush	Rec	PR	KR	IR	Tot.	Avg/G
2014	12	0	41	65	0	0	106	8.8
2015	13	2	327	81	16	0	426	32.8
2016	4	0	285	95	0	0	380	95.0
TOTAL	29	2	653	241	16	0	912	31.4



JORDYN BROOKS 20

LB | 6-1 | 235 | Fr.-HS
Houston, Texas | Stratford H.S.

- ▶ **LAST GAME:** Finished with three tackles, including a half-tackle for a loss, in win over Kansas.
- ▶ Leads the Red Raiders with 23 tackles (18 solo) despite being in his first collegiate season.
- ▶ Best performance of the season came at Arizona State where he had 10 tackles, including two for a loss; only Red Raider to reach double digits in tackles this season.

CAREER HIGHS

Tackles _____ 10, at Arizona State (2016)
Tackles For Loss _____ 2.0, at Arizona State (2016)
Sacks _____ None
Interceptions _____ None
Fumbles Forced _____ None
Fumbles Recovered _____ None
Quarterback Hurries _____ 1, vs. Kansas (2016)
Pass Breakups _____ 1, twice, vs. Kansas (2016)*
* Indicates most recent high

TACKLES	G	UA	A	Tot.	TFL	Yds	PD	FF	FR	Blkd	QBH
2016	4	18	5	23	2.5	3	2	0	0	0	1



TONY BROWN 8


WR | 6-1 | 195 | So.-1L
La Mirada, Calif. | La Mirada H.S.

- ▶ **LAST GAME:** Caught one pass for 19 yards in victory over Kansas; also contributed on special teams.
- ▶ Enters his second season as a Red Raider after catching 14 passes for 250 yards and a touchdown as a true freshman.

CAREER HIGHS

Touchdowns _____ 1, vs. Baylor (2015)
Receptions _____ 5, vs. Baylor (2015)
Receiving Yards _____ 117, vs. Baylor (2015)
Receiving Touchdowns _____ 1, vs. Baylor (2015)
Long Reception _____ 51, vs. Baylor (2015)
All-Purpose Yards _____ 117, vs. Baylor (2015)
Kick Returns _____ 1, at Oklahoma (2015)
Punt Return Yards _____ 15, at Oklahoma (2015)
* Indicates most recent high

RECEIVING	G	Rec	Yds	TD	Lg	Rec/G	Avg/C	Avg/G
2015	13	14	250	1	51	1.1	17.9	19.2
2016	3	3	29	0	19	1.0	9.7	9.7
TOTAL	16	17	279	1	51	1.1	16.4	17.4



DYLAN CANTRELL 14

WR | 6-3 | 210 | Jr.-2L
Whitehouse, Texas | Whitehouse H.S.

- ▶ **LAST GAME:** Was on the receiving end of five catches for 70 yards and a touchdown; marked fourth-straight game with a TD grab.
- ▶ Best performance of his career came against Louisiana Tech where he totaled a career-high 81 yards off a career-matching six catches.
- ▶ Joins Cameron Batson and Jonathan Giles as three of nine players nationally to catch at least one touchdown pass in each of the first four games of the season.
- ▶ His four touchdowns this season are one more than his career total coming into the 2016 campaign.
- ▶ Returned for his junior season after redshirting the 2015 campaign with an injury.

CAREER HIGHS

Touchdowns _____ 1, 7x, vs. Kansas (2016)*
Receptions _____ 6, twice, vs. Louisiana Tech (2016)*
Receiving Yards _____ 81, vs. Louisiana Tech (2016)
Receiving Touchdowns _____ 1, 7x, vs. Kansas (2016)*
Long Reception _____ 54, vs. Stephen F. Austin (2016)
All-Purpose Yards _____ 81, vs. Louisiana Tech (2016)
* Indicates most recent high

RECEIVING	G	Rec	Yds	TD	Lg	Rec/G	Avg/C	Avg/G
2013	11	9	70	1	16	0.8	7.8	6.4
2014	12	20	312	2	40	1.7	15.6	26.0
2016	4	16	238	4	54	4.0	14.9	59.5
TOTAL	27	45	620	7	54	1.7	13.8	23.0



DOUGLAS COLEMAN 25

DB | 6-1 | 175 | Fr-HS
Zachary, La. | Zachary H.S.

- ▶ **LAST GAME:** Had a tackle in the win over Kansas.
- ▶ Previously recorded five tackles, including a sack, in victory over Louisiana Tech. The sack was the first of his career.
- ▶ Has seen significant action in the secondary as well as on special teams during true freshman season.
- ▶ One of six Red Raiders with a sack this season and the only one from the secondary.

CAREER HIGHS

Tackles _____ 5, vs. Louisiana Tech (2016)
Tackles For Loss _____ 1.0, vs. Louisiana Tech (2016)
Sacks _____ 1.0, vs. Louisiana Tech (2016)
Interceptions _____ None
Fumbles Forced _____ None
Fumbles Recovered _____ None
Quarterback Hurries _____ None
Pass Breakups _____ 2, vs. Stephen F. Austin (2016)

TACKLES	G	UA	A	Tot.	TFL	Yds	PD	FF	FR	Blkd	QBH
2016	4	5	3	8	1.0	4	2	0	0	0	0

SACKS	G	UA	A	Total Yds
2016	4	1	0	1.0 4



KEKE COUTEE 20

WR | 5-11 | 175 | So.-1L
Lufkin, Texas | Lufkin H.S.

- ▶ **LAST GAME:** Found the endzone twice as part of three catches for 73 yards against Kansas; marked the first time in his career to snag a touchdown pass.
- ▶ Set a new career high with 73 reception yards against Kansas; also matched career high with three catches.
- ▶ One of nine Red Raiders with at least 100 receiving yards.

CAREER HIGHS

Touchdowns _____ 2, vs. Kansas (2016)
Receptions _____ 3, 3x, vs. Kansas (2016)*
Receiving Yards _____ 73, vs. Kansas (2016)
Receiving Touchdowns _____ 2, vs. Kansas (2016)
Long Reception _____ 37, vs. Kansas (2016)
Rush Attempts _____ 1, vs. Stephen F. Austin (2016)
Rush Yards _____ 6, vs. Stephen F. Austin (2016)
Rush Touchdowns _____ 1, vs. Stephen F. Austin (2016)
All-Purpose Yards _____ 73, vs. Kansas (2016)
Kick Returns _____ 1, vs. Stephen F. Austin (2016)
Kick Return Yards _____ 15, vs. Stephen F. Austin (2016)
Long Kick Return _____ 15, vs. Stephen F. Austin (2016)
* Indicates most recent high

RECEIVING	G	Rec	Yds	TD	Lg	Rec/G	Avg/C	Avg/G
2015	13	11	105	0	23	0.8	9.5	8.1
2016	4	6	102	2	37	1.5	17.0	25.5
TOTAL	17	17	207	2	37	1.0	12.2	12.2

RUSHING	G	Att	Yds	TD	Lg	Avg/C	Avg/G
2015	13	0	0	0	0	0.0	0.0
2016	4	1	6	1	6	6.0	1.5
TOTAL	17	1	6	1	6	6.0	0.4

ALL PURPOSE	G	Rush	Rec	PR	KR	IR	Tot.	Avg/G
2015	13	0	105	0	0	0	105	8.1
2016	4	6	102	0	15	0	123	30.8
TOTAL	17	6	207	0	15	0	228	13.4



CORY DAUPHINE 21

RB | 6-0 | 195 | Fr-RS
Port Arthur, Texas | Memorial H.S.


- ▶ **LAST GAME:** Saw action on special teams versus Kansas.
- ▶ Made his first career appearance as a Red Raider against Stephen F. Austin where he found the endzone on a 27-yard carry in the fourth quarter.

CAREER HIGHS

Touchdowns _____ 1, vs. Stephen F. Austin (2016)
Rush Attempts _____ 2, vs. Stephen F. Austin (2016)
Rush Yards _____ 25, vs. Stephen F. Austin (2016)
Rush TDs _____ 1, vs. Stephen F. Austin (2016)
Longest Rush _____ 27, vs. Stephen F. Austin (2016)
Receptions _____ None
Receiving Yards _____ None
Receiving Touchdowns _____ None
Long Reception _____ None
All-Purpose Yards _____ 25, vs. Stephen F. Austin (2016)
* Indicates most recent high

RUSHING	G	Att	Yds	TD	Lg	Avg/C	Avg/G
2016	2	2	25	1	27	12.5	12.5

ALL PURPOSE	G	Rush	Rec	PR	KR	IR	Tot.	Avg/G
2016	2	25	0	0	0	0	25	12.5



REGINALD DAVIS 2

WR | 6-0 | 185 | Sr.-3L
Tenaha, Texas | Tenaha H.S.

- ▶ **LAST GAME:** Did not have a reception against Kansas; had previously recorded a catch in each of his last 17 games.
- ▶ Averaging a team-leading 26.2 yards per catch after collecting four passes for 105 yards this year.
- ▶ Hauled in a 59-yard pass, his longest of the season, in season opener vs. Stephen F. Austin.

CAREER HIGHS

Touchdowns _____ 2, twice, at Arkansas (2015)*
Receptions _____ 7, at Oklahoma (2015)
Receiving Yards _____ 115, at Arkansas (2015)
Receiving Touchdowns _____ 2, twice, at Arkansas (2015)*
Long Reception _____ 72, at Arkansas (2015)
Rush Attempts _____ 1, vs. UTEP (2015)
Rush Yards _____ 21, vs. UTEP (2015)
Rush Touchdowns _____ None
All-Purpose Yards _____ 151, vs. Arizona State (2013)
Kick Returns _____ 3, twice, vs. Arizona State (2013)
Kick Return Yards _____ 113, vs. Arizona State (2013)
Long Kick Return _____ 90, vs. Arizona State (2013)
* Indicates most recent high

RECEIVING	G	Rec	Yds	TD	Lg	Rec/G	Avg/C	Avg/G
2013	13	15	200	3	38	1.2	13.3	15.4
2014	12	29	318	5	36	2.4	11.0	26.5
2015	13	38	536	8	72	2.9	14.1	41.2
2016	4	4	105	0	59	1.0	26.2	26.2
TOTAL	42	86	1159	16	72	2.0	13.5	27.6

ALL PURPOSE	G	Rush	Rec	PR	KR	IR	Tot.	Avg/G
2013	13	0	200	0	297	0	497	38.2
2014	12	0	318	0	66	0	384	32.0
2015	13	21	536	0	0	0	557	42.8
2016	4	0	105	0	45	0	150	37.5
TOTAL	42	21	1159	0	408	0	1588	37.8



BREIDEN FEHOKO 4

DL | 6-3 | 295 | So.-1L
Honolulu, Hawaii | Farrington H.S.

- ▶ **LAST GAME:** Recorded two tackles, including a sack, against Kansas; sack marked the second of his career.
- ▶ Has five tackles this season, including two for a loss.
- ▶ Started in each of the 17 games of his collegiate career.
- ▶ Youngest brother of three to wear a Red Raider uniform.

CAREER HIGHS

Tackles _____ 4, vs. Iowa State (2015)
Tackles For Loss _____ 1.0, 6x, vs. Kansas (2016)*
Sacks _____ 1.0, twice, vs. Kansas (2016)*
Interceptions _____ 1, at West Virginia (2015)
Fumbles Forced _____ None
Fumbles Recovered _____ None
Quarterback Hurries _____ 1, twice, vs. Stephen F. Austin (2016)*

TACKLES	G	UA	A	Tot.	TFL	Yds	PD	FF	FR	Blkd	QBH
2015	13	11	8	19	4.0	13	1	0	0	0	1
2016	4	5	0	5	2.0	10	0	0	0	0	1
TOTAL	17	16	8	24	6.0	23	1	0	0	0	2

SACKS	G	UA	A	Total Yds
2015	13	1	0	1.0 4
2016	4	1	0	1.0 7
TOTAL	17	2	0	2.0 11



DEMARCUS FELTON 27

RB | 5-7 | 190 | So.-1L
Houston, Texas | Dekaney H.S.

- ▶ **LAST GAME:** Carried 11 times for 48 yards against Kansas.
- ▶ Previously surpassed the 100-yard mark for the first time in his career against Louisiana Tech after totaling 123 yards and two touchdowns on the ground off 16 carries.
- ▶ Currently ranks as Texas Tech's rushing leader with 204 yards on 33 carries this year (6.2 yards per carry).
- ▶ First Red Raider not named DeAndre Washington to rush for 100 yards since teammate Justin Stockton did so last year against Iowa State.

CAREER HIGHS

Touchdowns _____ 2, vs. Louisiana Tech (2016)
Rush Attempts _____ 16, vs. Louisiana Tech (2016)
Rush Yards _____ 123, vs. Louisiana Tech (2016)
Rush TDs _____ 2, vs. Louisiana Tech (2016)
Longest Rush _____ 53, vs. Iowa State (2015)
Receptions _____ 2, vs. Kansas (2016)
Receiving Yards _____ 13, vs. Kansas (2016)
Receiving Touchdowns _____ None
Long Reception _____ 10, vs. Kansas (2016)
All-Purpose Yards _____ 123, vs. Louisiana Tech (2016)
* Indicates most recent high

RUSHING	G	Att	Yds	TD	Lg	Avg/C	Avg/G
2015	13	6	73	1	53	12.2	5.6
2016	4	33	204	3	19	6.2	51.0
TOTAL	17	39	277	4	53	7.1	16.3

ALL PURPOSE	G	Rush	Rec	PR	KR	IR	Tot.	Avg/G
2015	13	73	0	0	0	0	73	5.6
2016	4	204	25	0	0	0	229	57.2
TOTAL	17	277	25	0	0	0	302	17.8



JONATHAN GILES 9

WR | 5-11 | 185 | So.-1L
Missouri City, Texas | Fort Bend Elkins H.S.

- **LAST GAME:** Became first Red Raider since 2011 to notch 200 receiving yards after hauling in 12 catches for a career-high 219 yards against Kansas.
- Performance followed his six-catch, 186-yard outing against Louisiana Tech that also featured three TDs.
- Leads the Red Raiders in receptions (31), receiving yards (565) and all-purpose yards per game (141.2).
- Leads the Big 12 in catches and receiving yards per game.
- His 565 receiving yards are the most for a Red Raider through four games since Michael Crabtree in 2007.
- Former high school quarterback who transitioned to wide receiver at the collegiate level.

CAREER HIGHS

Touchdowns _____ 3, vs. Louisiana Tech (2016)
Receptions _____ 12, vs. Kansas (2016)
Receiving Yards _____ 219, vs. Kansas (2016)
Receiving Touchdowns _____ 3, vs. Louisiana Tech (2016)
Long Reception _____ 64, vs. Louisiana Tech (2016)
Rush Attempts _____ None
All-Purpose Yards _____ 219, vs. Kansas (2016)
* Indicates most recent high

RECEIVING	G	Rec	Yds	TD	Lg	Rec/G	Avg/C	Avg/G
2015	11	15	143	3	21	1.4	9.5	13.0
2016	4	31	565	7	64	7.8	18.2	141.2
TOTAL	15	46	708	10	64	3.1	15.4	47.2

ALL PURPOSE	G	Rush	Rec	PR	KR	IR	Tot.	Avg/G
2015	11	0	143	0	0	0	143	13.0
2016	4	0	565	0	0	0	565	141.2
TOTAL	15	0	708	0	0	0	708	47.2



LONZELL GILMORE 96

DL | 6-3 | 250 | Fr.-RS
Spring, Texas | Spring H.S.

- **LAST GAME:** Saw action but did not record a tackle against Kansas.
- Best performance so far this season came with three tackles at Arizona State.
- Recorded his first career sack in season opener against Stephen F. Austin.

CAREER HIGHS

Tackles _____ 3, at Arizona State (2016)
Tackles For Loss _____ 1.0, vs. Stephen F. Austin (2016)
Sacks _____ 1.0, vs. Stephen F. Austin (2016)
Interceptions _____ None
Fumbles Forced _____ None
Fumbles Recovered _____ None
Quarterback Hurries _____ None
Pass Breakups _____ None

TACKLES	G	UA	A	Tot.	TFL	Yds	PD	FF	FR	Blkd	QBH
2016	4	4	1	5	1.0	7	0	0	0	1	0

SACKS	G	UA	A	Total	Yds
2016	4	1	0	1.0	7



CLAYTON HATFIELD 96

PK | 5-10 | 170 | So.-1L
Boerne, Texas | Champion H.S.

- **LAST GAME:** Did not attempt a field goal against Kansas; was 7-for-8 on extra-point attempts and averaged 63.5 yards on kickoffs.
- Entered the top 10 in school history for extra points against Kansas.
- Ranked among the most accurate kickers in the country as a true freshman after successfully connecting on 87.5 percent (14-of-16) of his attempts.
- All three of his career misses have come on attempts from at least 40 yards.

CAREER HIGHS

Points Scored _____ 15, vs. Stephen F. Austin (2016)
PAT's _____ 9, twice, vs. Stephen F. Austin (2016)
Field Goals Made _____ 3, at Kansas (2015)
Field Goals Attempted _____ 4, at Kansas (2015)
Longest Field Goal _____ 51, at Texas (2015)
* Indicates most recent high

FIELD GOALS	G	Att	Made	Lg	Pct
2015	12	16	14	51	87.5
2016	4	4	3	43	75.0
TOTAL	16	20	17	51	85.0



PAYTON HENDRIX 24

DB | 6-2 | 210 | So.-1L
Dallas, Texas | Bishop Dunne H.S.

- **LAST GAME:** Saw action but did not record a tackle against Kansas.
- Seen action both in the secondary as well as on special teams; played in all three games this season.

CAREER HIGHS

Tackles _____ 3, vs. Sam Houston State (2015)
Tackles For Loss _____ None
Sacks _____ None
Interceptions _____ None
Fumbles Forced _____ None
Fumbles Recovered _____ None
Quarterback Hurries _____ None
Pass Breakups _____ None

TACKLES	G	UA	A	Tot.	TFL	Yds	PD	FF	FR	Blkd	QBH
2015	11	4	6	10	0.0	0	0	0	0	0	0
2016	4	2	0	2	0.0	0	0	0	0	0	0
TOTAL	15	6	6	12	0.0	0	0	0	0	0	0



JA'DEION HIGH 88

WR | 5-11 | 175 | Jr.-1L
Hereford, Texas | Hereford H.S.

- **LAST GAME:** Did not play against Kansas.
- Recorded a career night in season opener against Stephen F. Austin with six receptions for 54 touchdowns and a touchdown.
- Has made five career starts during his Red Raider career.

CAREER HIGHS

Touchdowns _____ 1, vs. Stephen F. Austin (2016)
Receptions _____ 6, vs. Stephen F. Austin (2016)
Receiving Yards _____ 54, twice, vs. Stephen F. Austin (2016)*
Receiving Touchdowns _____ 1, vs. Stephen F. Austin (2016)
Long Reception _____ 31, vs. Iowa State (2015)
Rush Attempts _____ None
All-Purpose Yards _____ 54, twice, vs. Stephen F. Austin (2016)*
* Indicates most recent high

RECEIVING	G	Rec	Yds	TD	Lg	Rec/G	Avg/C	Avg/G
2014	4	0	0	0	0	0.0	0.0	0.0
2015	9	8	111	0	31	0.8	13.9	12.3
2016	3	6	54	1	15	2.0	9.0	18.0
TOTALS	16	14	165	1	31	0.9	11.8	10.3

ALL PURPOSE	G	Rush	Rec	PR	KR	IR	Tot.	Avg/G
2014	4	0	0	0	0	0	0	0.0
2015	9	0	111	0	0	0	0	12.3
2016	3	0	54	0	0	0	0	18.0
TOTALS	16	0	165	0	0	0	0	10.3



KOLIN HILL 13

DL | 6-2 | 250 | So-TR
Schertz, Texas | Samuel Clemens H.S.
Notre Dame

- **LAST GAME:** Recorded three tackles, including one for a loss, in win over Kansas.
- Recorded his first career sack as a Red Raider in season opener against Stephen F. Austin.
- In first season as a Red Raider after transferring from Notre Dame prior to the 2015 campaign.

CAREER HIGHS

Tackles _____ 4, at Arizona State (2016)
Tackles For Loss _____ 1.0, twice, vs. Kansas (2016)*
Sacks _____ 1.0, vs. Stephen F. Austin (2016)
Interceptions _____ None
Fumbles Forced _____ None
Fumbles Recovered _____ None
Quarterback Hurries _____ 1, vs. Kansas (2016)
Pass Breakups _____ 1, twice, vs. Louisiana Tech (2016)*
* Indicates most recent high

TACKLES	G	UA	A	Tot.	TFL	Yds	PD	FF	FR	Blkd	QBH
2016	4	9	3	12	2.0	2	2	0	0	0	1

SACKS	G	UA	A	Total	Yds
2016	4	1	0	1.0	2



D'VONTA HINTON 34

LB | 5-9 | 225 | So.-1L
Texas City, Texas | Texas City H.S.

- ▶ **LAST GAME:** Notched two tackles in win over Kansas.
- ▶ Began the year with three tackles in season opener vs. Stephen F. Austin and then followed with six against Louisiana Tech.
- ▶ Missed the Arizona State game due to injury.
- ▶ Coming off a successful true freshman season where he recorded 53 tackles (32 solo).

CAREER HIGHS

Tackles _____ 12, at West Virginia (2015)
Tackles For Loss _____ 2.0, vs. Kansas State (2015)
Sacks _____ 1.0, twice, at Texas (2015)*
Interceptions _____ None
Fumbles Forced _____ 1, vs. Oklahoma State (2015)
Fumbles Recovered _____ None
Quarterback Hurries _____ 1, vs. Kansas (2016)
Pass Breakups _____ None

* Indicates most recent high

TACKLES	G	UA	A	Tot.	TFL	Yds	PD	FF	FR	Blkd	QBH
2015	13	32	21	53	5.5	25	0	1	0	0	2
2016	3	9	2	11	1.0	1	0	0	0	0	1
TOTAL	16	41	23	64	6.5	26	0	1	0	0	3

SACKS	G	UA	A	Total	Yds
2015	13	2	0	2.0	18
2016	3	0	0	0.0	0
TOTAL	16	2	0	2.0	18



MALIK JENKINS 41

LB | 6-1 | 225 | Sr.-3L
Ennis, Texas | Ennis H.S.

- ▶ **LAST GAME:** Saw action on defense and special teams but did not record a tackle against Kansas.
- ▶ Ranks third on the team with 19 tackles (13 solo).
- ▶ Recovered the first fumble of his career in season opener against Stephen F. Austin.
- ▶ Notched 52 tackles in 2015, fourth among returning defensive players this season.

CAREER HIGHS

Tackles _____ 8, twice, at Arizona State (2016)*
Tackles For Loss _____ 2.0, vs. Stephen F. Austin (2013)
Sacks _____ 1.0, vs. Stephen F. Austin (2013)
Interceptions _____ None
Fumbles Forced _____ 1, vs. UTEP (2015)
Fumbles Recovered _____ 1, vs. Stephen F. Austin (2016)
Pass Breakups _____ 1, 3x, vs. Iowa State (2015)*

* Indicates most recent high

TACKLES	G	UA	A	Tot.	TFL	Yds	PD	FF	FR	Blkd	QBH
2013	12	7	2	9	2.0	2	1	0	0	0	0
2014	8	7	2	9	1.0	5	0	0	0	0	0
2015	13	28	24	52	4.0	7	2	1	0	0	0
2016	4	13	6	19	0.0	0	0	0	1	0	1
TOTAL	37	55	34	89	7.0	14	3	1	1	0	1

SACKS	G	UA	A	Total	Yds
2013	12	1	0	1.0	1
2014	8	0	0	0.0	0
2015	13	0	0	0.0	0
2016	4	0	0	0.0	0
TOTAL	37	1	0	1.0	1



JAH'SHAWN JOHNSON 7

DB | 5-10 | 180 | So.-1L
Ennis, Texas | Ennis H.S.

- ▶ **LAST GAME:** Posted five tackles while recording his fourth career interception against Kansas.
- ▶ Ranks second on the team with 22 tackles this season.
- ▶ His four career interceptions lead all active Red Raiders.
- ▶ Among the most experienced returners on defense with 17 career starts at safety.

CAREER HIGHS

Touchdowns _____ 1, at Kansas (2015)
Tackles _____ 16, at Arkansas (2015)
Tackles For Loss _____ 1.0, 5x, at Arizona State (2016)*
Sacks _____ None
Interceptions _____ 1, 4x, vs. Kansas (2016)*
Fumbles Forced _____ 1, twice, at Arkansas (2015)*
Fumbles Recovered _____ 1, 4x, vs. Kansas State (2015)*
Pass Breakups _____ 1, 4x, at Arizona State (2016)*

* Indicates most recent high

TACKLES	G	UA	A	Tot.	TFL	Yds	PD	FF	FR	Blkd	QBH
2014	4	4	1	5	0.0	0	1	0	0	0	0
2015	13	45	40	85	4.5	7	5	2	4	0	0
2016	4	18	4	22	1.0	3	2	0	0	0	0
TOTAL	21	67	45	112	5.5	10	8	2	4	0	0

INTERCEPTIONS	G	No.	Yds	TD	LG	Avg/R	Avg/G
2014	4	1	0	0	0	0.0	0.0
2015	13	2	59	1	32	29.5	4.5
2016	4	1	0	0	0	0.0	0.0
TOTAL	21	4	59	1	32	14.8	2.8



DEVIN LAUDERDALE 6

WR | 5-10 | 175 | Sr.-2L
Houston, Texas | Bellaire H.S. | Navarro

- ▶ **LAST GAME:** Caught four passes for 24 yards and a touchdown against Kansas.
- ▶ Ranks third on the team with 19 receptions this season.
- ▶ One of nine Red Raiders with at least 100 receiving yards.
- ▶ Leads all active Red Raiders in career receptions (93) and reception yards (1385).

CAREER HIGHS

Touchdowns _____ 2, 3x, vs. Sam Houston State (2015)
Receptions _____ 10, vs. Kansas State (2015)
Receiving Yards _____ 150, vs. Sam Houston State (2015)
Receiving Touchdowns _____ 2, 3x, vs. Sam Houston State (2015)
Long Reception _____ 82, at Iowa State (2014)
Rush Attempts _____ None
All-Purpose Yards _____ 150, vs. Sam Houston State (2015)

* Indicates most recent high

RECEIVING	G	Rec	Yds	TD	Lg	Rec/G	Avg/C	Avg/G
2014	12	31	589	7	82	2.6	19.0	49.1
2015	11	43	639	4	64	3.9	14.9	58.1
2016	4	19	157	2	27	4.8	8.3	39.2
TOTAL	27	93	1385	13	82	3.4	14.9	51.3

ALL PURPOSE	G	Rush	Rec	PR	KR	IR	Tot.	Avg/G
2014	12	0	589	0	0	0	589	49.1
2015	11	0	639	0	0	0	639	58.1
2016	4	0	157	0	0	0	157	39.2
TOTAL	27	0	1385	0	0	0	1385	51.3



PATRICK MAHOMES II 5

QB | 6-3 | 230 | So.-1L
Whitehouse, Texas | Whitehouse H.S.

- ▶ **LAST GAME:** Finished 27-of-34 for 277 yards and four touchdowns against Kansas before leaving the game early.
- ▶ Recorded six total touchdowns - matching his career high - in each of Texas Tech's first three games this season.
- ▶ Leads the country in both passing yards per game and total offense per game.
- ▶ Thrown for over 300 yards 16 times in his career, including in six of his last seven starts.
- ▶ Needs just six yards of total offense to pass Seth Doege (2009-12) for third all-time in program history.
- ▶ Recorded 500-plus passing yards for the second time in his career against Arizona State.
- ▶ Named a team captain for the 2016 season.

CAREER HIGHS

Total Touchdowns _____ 6, 5x, vs. Louisiana Tech (2016)*
Pass Completions _____ 38, twice, at Arizona State (2016)*
Pass Attempts _____ 56, twice, vs. LSU (2015)*
Pass Yards _____ 598, vs. Baylor (2014)
Pass Touchdowns _____ 6, vs. Baylor (2014)
Longest pass _____ 90, vs. Oklahoma State (2015)
Had Intercepted _____ 4, at Oklahoma (2015)
Total Offense Attempts _____ 69, vs. LSU (2015)
Total Offense Yards _____ 625, vs. Baylor (2014)
Rush Attempts _____ 18, at West Virginia (2015)
Rush Yards _____ 73, at West Virginia (2015)
Rush Touchdowns _____ 2, 3x, vs. Stephen F. Austin (2016)*
Long Rush _____ 27, at Arizona State (2016)

* Indicates most recent high

PASSING	G	Att	Cmp	Int	Yds	TD	Lg	Pct	Avg/G	Effic
2014	7	185	105	4	1547	16	82	56.8	221.0	151.2
2015	13	573	364	15	4653	36	90	63.5	357.9	147.2
2016	4	166	121	3	1770	18	75	72.9	442.5	194.6
TOTAL	24	924	590	22	7970	70	90	63.9	332.1	156.5

RUSHING	G	Att	Yds	TD	Lg	Avg/C	Avg/G
2014	7	46	104	0	14	2.3	14.9
2015	13	131	456	10	25	3.5	35.1
2016	4	41	165	4	32	4.0	41.2
TOTAL	24	218	725	14	32	3.3	30.2

TOTAL OFFENSE	G	Rush	Pass	Total	Avg/G
2014	7	104	1547	1651	235.9
2015	13	456	4653	5109	393.0
2016	4	165	1770	1935	483.8
TOTAL	24	725	7970	8695	362.3

**GARY MOORE****5**

DL | 6-5 | 240 | Jr.-2L

Clarksville, Texas | Clarksville H.S.

- ▶ **LAST GAME:** Spent a fair amount of time in the Kansas backfield, picking up three tackles, 1.5 tackles for loss and a quarterback hurry.
- ▶ Leads the team with 2 quarterback hurries.
- ▶ Came out of high school as a wide receiver prospect before transitioning to the defensive line at the collegiate level; had 20 sacks during high school career.

CAREER HIGHS

Tackles _____ 5, vs. UTEP (2015)
 Tackles For Loss _____ 2.0, vs. Iowa State (2015)
 Sacks _____ 2.0, vs. Iowa State (2015)
 Interceptions _____ None
 Fumbles Forced _____ None
 Fumbles Recovered _____ None
 Quarterback Hurries _____ 1, 3x, vs. Kansas (2016)*
 Pass Breakups _____ 1, vs. UTEP (2015)

* Indicates most recent high

TACKLES	G	UA	A	Tot.	TFL	Yds	PD	FF	FR	Blkd	QBH
2013	0	0	0	0	0.0	0	0	0	0	0	0
2014	11	5	2	7	0.0	0	0	0	0	0	0
2015	11	9	4	13	4.0	18	1	0	0	0	1
2016	4	6	2	8	2.0	2	0	0	0	0	2
TOTAL	26	20	8	28	6.0	20	1	0	0	0	3

SACKS	G	UA	A	Total	Yds
2013	0	0	0	0.0	0
2014	11	0	0	0.0	0
2015	11	3	0	3.0	11
2016	4	0	0	0.0	0
TOTAL	26	3	0	3.0	11

**KEVIN MOORE****26**

DB | 6-1 | 195 | Fr-HS

Lafayette, La. | Acadiana H.S.

- ▶ **LAST GAME:** Had a tackle, but also provided pressure off the edge, with a QB hurry which nearly resulted in a sack.
- ▶ Totaled five tackles on special teams this season which leads the team.
- ▶ Named the special teams player of the week by the coaching staff after the Stephen F. Austin win.

CAREER HIGHS

Tackles _____ 3, vs. Stephen F. Austin (2016)
 Tackles For Loss _____ None
 Sacks _____ None
 Interceptions _____ None
 Fumbles Forced _____ None
 Fumbles Recovered _____ None
 Quarterback Hurries _____ None
 Pass Breakups _____ None

* Indicates most recent high

TACKLES	G	UA	A	Tot.	TFL	Yds	PD	FF	FR	Blkd	QBH
2016	4	6	0	6	0.0	0	0	0	0	0	1

**JUSTIS NELSON****31**

DB | 6-2 | 180 | Sr.-3L

Mesquite, Texas | Dallas Christian H.S.

- ▶ **LAST GAME:** Logged three tackles and a quarterback hurry in victory over Kansas.
- ▶ Named a team captain for the 2016 season.
- ▶ Ranks fourth on the team with 17 tackles.
- ▶ Leads the team with four pass breakups.

CAREER HIGHS

Tackles _____ 8, vs. TCU (2015)
 Tackles For Loss _____ 1.0, 3x, vs. Kansas State (2015)*
 Sacks _____ 1.0, at Kansas State (2015)
 Interceptions _____ 1, 3x, at West Virginia (2015)
 Fumbles Forced _____ None
 Fumbles Recovered _____ 1, twice, vs. Texas (2014)*
 Quarterback Hurries _____ 1, vs. Kansas (2016)
 Pass Breakups _____ 5, at TCU (2014)

* Indicates most recent high

TACKLES	G	UA	A	Tot.	TFL	Yds	PD	FF	FR	Blkd	QBH
2013	5	9	2	11	0.0	0	5	0	0	0	0
2014	11	35	9	44	2.5	8	16	0	2	0	0
2015	13	32	12	44	1.0	1	6	0	0	0	0
2016	4	14	3	17	0.5	1	4	0	0	0	1
TOTAL	33	90	26	116	4.0	10	31	0	2	0	1

INTERCEPTIONS	G	No.	Yds	TD	LG	Avg/R	Avg/G
2013	5	1	0	0	0	0.0	0.0
2014	11	0	0	0	0	0.0	0.0
2015	13	2	45	0	45	22.5	3.5
2016	4	0	0	0	0	0.0	0.0
TOTAL	33	3	45	0	45	15.0	1.4

**THIERRY NGUEMA****17**

DB | 5-10 | 175 | Sr.-3L

Corona, Calif. | Santiago H.S.

- ▶ **LAST GAME:** Finished tied for the second-most tackles on the team with five against Kansas.
- ▶ One of three Red Raiders with an interception this season, getting a pick against Stephen F. Austin.
- ▶ Ranks fifth on the team with 16 tackles.

CAREER HIGHS

Tackles _____ 7, at Kansas (2015)
 Tackles For Loss _____ None
 Sacks _____ None
 Interceptions _____ 1, twice, vs. Stephen F. Austin (2016)*
 Fumbles Forced _____ None
 Fumbles Recovered _____ None
 Pass Breakups _____ 1, 4x, at Oklahoma (2015)*

* Indicates most recent high

TACKLES	G	UA	A	Tot.	TFL	Yds	PD	FF	FR	Blkd	QBH
2013	9	1	0	1	0.0	0	1	0	0	0	0
2014	12	1	2	3	0.0	0	0	0	0	0	0
2015	10	23	5	28	0.0	0	4	0	0	0	0
2016	4	16	0	16	0.0	0	1	0	0	0	0
TOTAL	35	41	7	48	0.0	0	6	0	0	0	0

INTERCEPTIONS	G	No.	Yds	TD	LG	Avg/R	Avg/G
2013	9	0	0	0	0	0.0	0.0
2014	12	0	0	0	0	0.0	0.0
2015	10	1	0	0	0	0.0	0.0
2016	4	1	0	0	0	0.0	0.0
TOTAL	35	2	0	0	0	0.0	0.0

**ONDRE PIPKINS****9**

DL | 6-3 | 325 | Sr.-TR

Kansas City, Mo. | Park Hill H.S. | Michigan

- ▶ **LAST GAME:** Had one tackle in victory against Kansas.
- ▶ Tied for 13th on the team with nine tackles.
- ▶ Had a solid debut against Stephen F. Austin, making five solo run stops in 11 possible situations.
- ▶ Despite only having played four games as a Red Raider, is looked at as a leader on defense.
- ▶ Sat out the 2015 season after transferring from Michigan.

CAREER HIGHS

Tackles _____ 5, vs. Stephen F. Austin (2016)
 Tackles For Loss _____ 1.0, vs. Stephen F. Austin (2016)
 Sacks _____ None
 Interceptions _____ None
 Fumbles Forced _____ None
 Fumbles Recovered _____ None
 Quarterback Hurries _____ None
 Pass Breakups _____ None

* Indicates most recent high

TACKLES	G	UA	A	Tot.	TFL	Yds	PD	FF	FR	Blkd	QBH
2016	4	7	2	9	1.0	1	0	0	0	0	0

SACKS	G	UA	A	Total	Yds
2016	4	0	0	0	0.0

**D.J. POLITE-BRAY****3**

DB | 6-0 | 195 | Jr.-2L

Lithonia, Ga. | Martin Luther King H.S.

- ▶ **LAST GAME:** Recorded his fourth straight start at corner for the Red Raiders where he notched a career-high five tackles as well as a pass breakup and a quarterback hurry.
- ▶ Ranks second on the team with three pass breakups.
- ▶ Moved to corner after beginning his Texas Tech career at wide receiver.

CAREER HIGHS

Tackles _____ 5, vs. Kansas (2016)
 Tackles For Loss _____ None
 Sacks _____ None
 Interceptions _____ None
 Fumbles Forced _____ None
 Fumbles Recovered _____ None
 Quarterback Hurries _____ 1, vs. Kansas (2016)
 Pass Breakups _____ 2, vs. Stephen F. Austin (2016)

* Indicates most recent high

TACKLES	G	UA	A	Tot.	TFL	Yds	PD	FF	FR	Blkd	QBH
2013	7	2	0	2	0.0	0	0	0	0	0	0
2014	12	1	0	1	0.0	0	0	0	0	0	0
2015	0	0	0	0	0.0	0	0	0	0	0	0
2016	4	12	2	14	1.0	1	3	0	0	0	1
TOTAL	23	15	2	17	1.0	1	3	0	0	0	1



IAN SADLER

WR | 5-11 | 195 | Jr.-1L
Argyle, Texas | Argyle H.S.

12

- ▶ **LAST GAME:** Hauled in three catches for 35 yards in win over Kansas.
- ▶ Snagged eight passes for 148 yards so far, making him one of nine Red Raiders with 100 receiving yards this season.
- ▶ His 18.5 yards per reception average ranks third on team.

CAREER HIGHS

Touchdowns _____ 2, vs. Sam Houston State (2015)
Receptions _____ 8, vs. Oklahoma State (2015)
Receiving Yards _____ 122, vs. Oklahoma State (2015)
Receiving Touchdowns _____ 2, vs. Sam Houston State (2015)
Long Reception _____ 59, vs. Oklahoma (2014)
Rush Attempts _____ None
All-Purpose Yards _____ 122, vs. Oklahoma State (2015)
Punt Returns _____ 1, vs. UTEP (2015)
Punt Return Yards _____ 7, vs. UTEP (2015)
Long Punt Return _____ 7, vs. UTEP (2015)

* Indicates most recent high

RECEIVING	G	Rec	Yds	TD	Lg	Rec/G	Avg/C	Avg/G
2014	9	23	336	2	59	2.6	14.6	37.3
2015	10	42	596	3	53	4.2	14.2	59.6
2016	4	8	148	0	30	2.0	18.5	37.0
TOTAL	23	73	1080	5	59	3.2	14.8	47.0

ALL PURPOSE	G	Rush	Rec	PR	KR	IR	Tot.	Avg/G
2014	9	0	336	0	0	0	336	37.3
2015	10	0	596	7	0	0	603	60.3
2016	4	0	148	0	0	0	148	37.0
TOTAL	23	0	1080	7	0	0	1087	47.3



NIC SHIMONEK

QB | 6-3 | 220 | Jr-1L
Coriscanna, Texas | Mildred H.S. | Iowa

16

- ▶ **LAST GAME:** Came on in relief of injured starter Patrick Mahomes II and put on a show, going 15-of-21 for 271 yards and 4 touchdowns in less than a half.
- ▶ Put up career highs for passing yards (271), touchdowns (4) and longest pass (59 yards) in the win over Kansas.
- ▶ Thrown five touchdowns passes this season in about three quarters of action.
- ▶ Sat out 2015 season after transferring from Iowa.

CAREER HIGHS

Total Touchdowns _____ 4, vs. Kansas (2016)
Pass Completions _____ 18, vs. Stephen F. Austin (2016)
Pass Attempts _____ 28, vs. Stephen F. Austin (2016)
Pass Yards _____ 271, vs. Kansas (2016)
Pass Touchdowns _____ 4, vs. Kansas (2016)
Longest pass _____ 59, vs. Kansas (2016)
Had Intercepted _____ 1, vs. Stephen F. Austin (2016)
Total Offense Attempts _____ 31, vs. Stephen F. Austin (2016)
Total Offense Yards _____ 269, vs. Kansas (2016)
Rush Attempts _____ 3, vs. Stephen F. Austin (2016)
Rush Yards _____ -2, vs. Kansas (2016)
Rush Touchdowns _____ None
Long Rush _____ None

* Indicates most recent high

PASSING	G	Att	Cmp	Int	Yds	TD	Lg	Pct	Avg/G	Effic
2015	2	2	1	0	18	0	18	50.0	9.0	125.6
2016	2	49	33	1	421	5	59	67.3	210.5	169.1
TOTAL	4	51	34	1	439	5	59	66.7	109.8	167.4

TOTAL OFFENSE	G	Rush	Pass	Total	Avg/G
2015	2	0	18	18	9.0
2016	2	-20	421	401	200.5
TOTAL	4	-20	439	419	104.8



LUKE STICE

LB | 6-0 | 230 | SR-TR
Midland, Texas | Midland Lee H.S.
Houston


37

- ▶ **LAST GAME:** Registered a tackle in the win over Kansas.
- ▶ Named a team captain despite joining the Red Raiders this season as a senior transfer.
- ▶ Tied for ninth on the team with 12 tackles; four of his tackles have come on special teams which ranks second on the team.
- ▶ Logged a career-high seven tackles at Arizona State.

CAREER HIGHS

Tackles _____ 7, vs. Arizona State (2016)
Tackles For Loss _____ None
Sacks _____ None
Interceptions _____ None
Fumbles Forced _____ None
Fumbles Recovered _____ None
Quarterback Hurries _____ None
Pass Breakups _____ None

TACKLES	G	UA	A	Tot.	TFL	Yds	PD	FF	FR	Blkd	QBH
2016	4	9	3	12	0.0	0	0	0	0	0	0



JUSTIN STOCKTON

RB | 5-10 | 200 | Jr.-2L
Cibolo, Texas | Steele H.S.

4

- ▶ **LAST GAME:** Carried the ball three times for seven yards against Kansas; also had two receptions for minus-8 yards.
- ▶ Averages 67.2 all-purpose yards per game, which ranks third on the team.
- ▶ His 45.8 receiving yards per game ranks fourth on the team.
- ▶ Known for his explosiveness in space which was displayed at Arizona State with a 75 touchdown reception on a screen pass to the flat.
- ▶ Entered this season as team's most experienced rusher.

CAREER HIGHS

Touchdowns _____ 3, vs. Kansas State (2015)
Rush Attempts _____ 11, vs. Louisiana Tech (2016)
Rush Yards _____ 135, at UTEP (2014)
Rush TDs _____ 1, 10x, at Arizona State (2016)*
Longest Rush _____ 75, at UTEP (2014)
Receptions _____ 5, vs. Kansas State (2015)
Receiving Yards _____ 95, at Arizona State (2016)*
Receiving Touchdowns _____ 2, vs. Kansas State (2015)
Long Reception _____ 75, at Arizona State (2016)
All-Purpose Yards _____ 135, at UTEP (2014)
Kick Returns _____ 6, vs. Baylor (2014)
Kick Return Yards _____ 105, vs. Baylor (2014)
Long Kick Return _____ 30, vs. Baylor (2014)

* Indicates most recent high

RUSHING	G	Att	Yds	TD	Lg	Avg/C	Avg/G
2014	12	48	396	4	75	8.2	33.0
2015	13	61	367	5	54	6.0	28.2
2016	4	27	86	1	11	3.2	21.5
TOTAL	29	136	849	10	75	6.2	29.3

ALL PURPOSE	G	Rush	Rec	PR	KR	IR	Tot.	Avg/G
2014	12	396	76	0	259	0	731	60.9
2015	13	367	341	0	25	0	733	56.4
2016	4	86	183	0	0	0	269	67.2
TOTAL	29	849	600	0	284	0	1733	59.8



BRAYDEN STRINGER 33

LB | 6-2 | 205 | Fr.-HS
Cypress, Texas | Cypress H.S.

- ▶ **LAST GAME:** Set a career high with five tackles against Kansas.
- ▶ Tied for 13th on the team with nine tackles.
- ▶ One of 14 true freshmen to see action so far this season.

CAREER HIGHS

Tackles _____ 5, vs. Kansas (2016)
Tackles For Loss _____ None
Sacks _____ None
Interceptions _____ None
Fumbles Forced _____ None
Fumbles Recovered _____ None
Quarterback Hurries _____ None
Pass Breakups _____ None

TACKLES	G	UA	A	Tot.	TFL	Yds	PD	FF	FR	Blkd	QBH
2016	4	7	2	9	0.0	0	0	0	0	0	0



MYCHEALON THOMAS 99

DL | 6-1 | 325 | Jr.-TR
Dallas, Texas | Grayson H.S. | Butler C.C.

- ▶ **LAST GAME:** Saw action on the defensive line for the fourth-straight game where he had one tackle.
- ▶ Tied for seventh on the team with 1.0 tackles for loss this season.
- ▶ In his first season as a Red Raider after transferring from Butler Community College.

CAREER HIGHS

Tackles _____ 2, vs. Stephen F. Austin (2016)
Tackles For Loss _____ 1.0, vs. Stephen F. Austin (2016)
Sacks _____ None
Interceptions _____ None
Fumbles Forced _____ None
Fumbles Recovered _____ None
Quarterback Hurries _____ None
Pass Breakups _____ None

TACKLES	G	UA	A	Tot.	TFL	Yds	PD	FF	FR	Blkd	QBH
2016	4	3	0	3	1.0	3	0	0	0	0	0

**T.J. VASHER****86**

WR | 6-5 | 198 | Fr.-HS
Wichita Falls, Texas | Rider H.S.

- ▶ **LAST GAME:** Did not play against Kansas.
- ▶ One of 15 Red Raiders with multiple receptions this season.

CAREER HIGHS

Touchdowns _____ None
Receptions _____ 2, vs. Stephen F. Austin (2016)
Receiving Yards _____ 9, vs. Stephen F. Austin (2016)
Receiving Touchdowns _____ None
Long Reception _____ 6, vs. Stephen F. Austin (2016)
Rush Attempts _____ None
All-Purpose Yards _____ 9, vs. Stephen F. Austin (2016)
* Indicates most recent high

RECEIVING	G	Rec	Yds	TD	Lg	Rec/G	Avg/C	Avg/G
2016	1	2	9	0	6	2.0	4.5	9.0

ALL PURPOSE	G	Rush	Rec	PR	KR	IR	Tot.	Avg/G
2016	1	0	9	0	0	0	9	9.0

**KEENON WARD****15**

DB | 5-9 | 200 | Sr.-3L
Snyder, Texas | Snyder H.S.

- ▶ **LAST GAME:** Did not play against Kansas due to an injury suffered against Louisiana Tech.
- ▶ One of three Red Raiders with an interception this year, which came on an acrobatic effort near the endzone against Stephen F. Austin.
- ▶ Leads all active Red Raiders with 172 career tackles.
- ▶ His 23 starts are second on the team only behind teammate Justis Nelson.

CAREER HIGHS

Tackles _____ 16, vs. West Virginia (2014)
Tackles For Loss _____ 1.0, at West Virginia (2015)
Sacks _____ None
Interceptions _____ 1, 3x, vs. Stephen F. Austin (2016)
Fumbles Forced _____ 1, twice, at Kansas State (2014)
Fumbles Recovered _____ None
Pass Breakups _____ 2, vs. Baylor (2013)

TACKLES	G	UA	A	Tot.	TFL	Yds	PD	FF	FR	Blkd	QBH
2013	13	29	3	32	1.0	1	4	1	0	0	0
2014	10	53	14	67	1.5	3	7	1	0	0	0
2015	12	40	20	60	1.5	3	4	0	0	0	1
2016	3	12	1	13	0.0	0	1	0	0	0	0
TOTAL	38	134	38	172	4.0	7	16	2	0	0	1

INTERCEPTIONS	G	No.	Yds	TD	Lg	Avg/R	Avg/G
2013	13	1	15	0	15	15.0	1.2
2014	10	1	37	0	37	37.0	3.7
2015	12	0	0	0	0	0.0	0.0
2016	3	1	0	0	0	0.0	0.0
TOTAL	38	3	52	0	37	17.3	1.4

**BRODERICK WASHINGTON****96**

DL | 6-3 | 305 | Fr.-RS
Longview, Texas | Longview H.S.

- ▶ **LAST GAME:** Had three tackles from his defensive tackle position.
- ▶ One of seven Red Raiders to record a sack this season.

CAREER HIGHS

Tackles _____ 3, vs. Kansas (2016)
Tackles For Loss _____ 1.0, vs. Stephen F. Austin (2016)
Sacks _____ 1.0, vs. Stephen F. Austin (2016)
Interceptions _____ None
Fumbles Forced _____ None
Fumbles Recovered _____ None
Quarterback Hurries _____ 1, vs. Stephen F. Austin (2016)
Pass Breakups _____ None
* Indicates most recent high

TACKLES	G	UA	A	Tot.	TFL	Yds	PD	FF	FR	Blkd	QBH
2016	4	5	0	5	1.0	7	0	0	0	0	1

SACKS	G	UA	A	Total	Yds
2016	4	1	0	1.0	7

**QUINTON WHITE, JR. 23**

RB | 5-7 | 209 | Sr.-3L
College Station, Texas | A&M Consolidated

- ▶ **LAST GAME:** Registered a catch for nine yards versus Kansas; did not have any rushing attempts.
- ▶ Enters often as a blocking back for either Justin Stockton or Demarcus Felton.
- ▶ Tied for seventh on the team with seven receptions.

CAREER HIGHS

Touchdowns _____ 1, vs. Stephen F. Austin (2013)
Rush Attempts _____ 8, vs. Central Arkansas (2014)
Rush Yards _____ 71, vs. Stephen F. Austin (2013)
Rush TDs _____ 1, vs. Stephen F. Austin (2013)
Longest Rush _____ 38, vs. Stephen F. Austin (2013)
Receptions _____ 3, twice, vs. Stephen F. Austin (2016)*
Receiving Yards _____ 28, vs. Texas (2014)
Receiving Touchdowns _____ None
Long Reception _____ 26, vs. Texas (2014)
All-Purpose Yards _____ 71, vs. Stephen F. Austin (2013)
* Indicates most recent high

RUSHING	G	Att	Yds	TD	Lg	Avg/C	Avg/G
2013	13	13	130	1	38	10.0	10.0
2014	12	29	121	0	17	4.2	10.1
2015	13	9	29	0	9	3.2	2.2
2016	4	4	8	0	3	2.0	2.0
TOTAL	42	55	288	1	38	5.2	6.9

ALL PURPOSE	G	Rush	Rec	PR	KR	IR	Tot.	Avg/G
2013	13	130	5	0	0	0	135	10.4
2014	12	121	82	0	0	0	203	16.9
2015	13	29	32	0	8	0	69	5.3
2016	4	8	71	0	0	0	79	19.8
TOTAL	42	288	190	0	8	0	486	11.6

**KRIS WILLIAMS****6**

LB | 6-1 | 240 | Sr.-2L
Dallas, Texas | Bryan Adams

- ▶ **LAST GAME:** Recorded three sacks, totaling 21 yards of lost offense for Kansas, and a forced fumble.
- ▶ Only Red Raider with 10-plus tackles, a sack, a forced fumble and a pass breakup this season.
- ▶ Tied for the Big 12 high with four sacks this season.
- ▶ Also leads the Red Raiders with 4.0 tackles for loss so far this season.

CAREER HIGHS

Tackles _____ 5, vs. UTEP (2015)
Tackles For Loss _____ 3.0, vs. Kansas (2016)
Sacks _____ 3.0, vs. Kansas (2016)
Interceptions _____ None
Fumbles Forced _____ 1, vs. Kansas (2016)
Fumbles Recovered _____ None
Quarterback Hurries _____ None
Pass Breakups _____ 1, vs. UTEP (2015)
* Indicates most recent high

TACKLES	G	UA	A	Tot.	TFL	Yds	PD	FF	FR	Blkd	QBH
2012	1	0	0	0	0.0	0	0	0	0	0	0
2014	7	2	1	3	0.0	0	0	0	0	0	0
2015	10	8	1	9	0.0	0	1	0	0	0	0
2016	4	11	3	14	4.0	35	1	1	0	0	0
TOTAL	22	21	5	26	4.0	35	2	1	0	0	0

SACKS	G	UA	A	Total	Yds
2012	1	0	0	0.0	0
2014	7	0	0	0.0	0
2015	10	0	0	0.0	0
2016	4	4	0	4.0	35
TOTAL	22	4	0	4.0	35

**DERRICK WILLIES****11**

WR | 6-3 | 215 | Jr.-TR
San Bernardino, Calif. | Trinity Valley C.C.
Iowa

- ▶ **LAST GAME:** Only catch against Kansas came on a six-yard touchdown from Patrick Mahomes II.
- ▶ Has scored a touchdown in two of his last three games.
- ▶ One of seven Red Raiders with a touchdown catch this season.
- ▶ Ranks second on team with a 21.4 yards per catch average.
- ▶ Arrived at Texas Tech after earning first team JUCO All-American honors a season ago.

CAREER HIGHS

Touchdowns _____ 1, twice, vs. Kansas (2016)*
Receptions _____ 3, vs. Louisiana Tech (2016)
Receiving Yards _____ 59, at Arizona State (2016)
Receiving Touchdowns _____ 1, twice, vs. Kansas (2016)*
Long Reception _____ 59, at Arizona State (2016)
Rush Attempts _____ None
All-Purpose Yards _____ 59, at Arizona State (2016)
* Indicates most recent high

RECEIVING	G	Rec	Yds	TD	Lg	Rec/G	Avg/C	Avg/G
2016	4	7	150	2	59	1.8	21.4	37.5

ALL PURPOSE	G	Rush	Rec	PR	KR	IR	Tot.	Avg/G
2016	4	0	150	0	0	0	150	37.5



GAME 5: KANSAS STATE

2016 GAME SCHEDULE/RESULTS (3-1; 1-0 BIG 12)

Date	TTU/OPP Rank	Opponent	Location	Result	TV	Attendance
Sept. 3	-/-	Stephen F. Austin	Lubbock, Texas	W, 69-17	FSN	60,097
Sept. 10	-/-	at Arizona State	Tempe, Ariz.	L, 55-68	FS1	45,411
Sept. 17	-/-	Louisiana Tech	Lubbock, Texas	W, 59-45	FSN	57,515
Sept. 29	-/-	Kansas	Lubbock, Texas	W, 55-19	FS1	56,494
Oct. 8	-/-	at Kansas State	Manhattan, Kan.	--	TBA	--
Oct. 15	-/-	West Virginia	Lubbock, Texas	--	TBA	--
Oct. 22	-/-	Oklahoma	Lubbock, Texas	--	TBA	--
Oct. 29	-/-	at TCU	Fort Worth, Texas	--	TBA	--
Nov. 5	-/-	Texas	Lubbock, Texas	--	TBA	--
Nov. 12	-/-	at Oklahoma State	Stillwater, Okla.	--	TBA	--
Nov. 19	-/-	at Iowa State	Ames, Iowa	--	TBA	--
Nov. 25	-/-	vs. Baylor	Arlington, Texas	--	ESPN	--

INDIVIDUAL STATISTICS

RUSHING	GP	Att	Gain	Loss	Net	Avg	TD	Long	Avg/G
Felton, Dem.	4	33	206	2	204	6.2	3	19	51.0
Mahomes II, Patrick.....	4	41	228	63	165	4.0	4	32	41.2
Stockton, Justin.....	4	27	96	10	86	3.2	1	11	21.5
Dauphine, Corey.....	2	2	27	2	25	12.5	1	27	12.5
White, Jr., Quinton	4	4	8	0	8	2.0	0	3	2.0
Coutee, Keke	4	1	6	0	6	6.0	1	6	1.5
Woodward, Caleb	3	1	2	0	2	2.0	0	2	0.7
Team	3	3	0	3	-3	-1.0	0	0	-1.0
Baughman, Erik	1	1	0	7	-7	-7.0	0	0	-7.0
Shimonek, Nic.....	2	4	0	20	-20	-5.0	0	0	-10.0
Total.....	4	117	573	107	466	4.0	10	32	116.5
Opponents.....	4	152	767	101	666	4.4	10	75	166.5

PASSING	G	Effic	Cmp-Att-Int	Pct	Yds	TD	Lng	Avg/G
Mahomes II, Patrick.....	4	194.63	121-166-3	72.9	1770	18	75	442.5
Shimonek, Nic.....	2	169.11	33-49-1	67.3	421	5	59	210.5
Total.....	4	188.81	154-215-4	71.6	2191	23	75	547.8
Opponents.....	4	134.02	104-172-3	60.5	1224	9	76	306.0

RECEIVING	G	No.	Yds	Avg	TD	Long	Avg/G
Giles, Jonathan.....	4	31	565	18.2	7	64	141.2
Batson, Cameron.....	4	22	285	13.0	4	66	71.2
Lauderdale, Devin	4	19	157	8.3	2	27	39.2
Cantrell, Dylan.....	4	16	238	14.9	4	54	59.5
Stockton, Justin.....	4	12	183	15.2	1	75	45.8
Sadler, Ian	4	8	148	18.5	0	30	37.0
Willies, Derrick.....	4	7	150	21.4	2	59	37.5
White, Jr., Quinton	4	7	71	10.1	0	19	17.8
Coutee, Keke	4	6	102	17.0	2	37	25.5
High, Ja'Deion.....	3	6	54	9.0	1	15	18.0
Knutson, Kash.....	4	5	45	9.0	0	22	11.2
Davis III, Reginald.....	4	4	105	26.2	0	59	26.2
Felton, Dem.	4	4	25	6.2	0	10	6.2
Brown, Tony	3	3	29	9.7	0	19	9.7
Vasher, T.J.....	1	2	9	4.5	0	6	9.0
Shorts, Quan	1	1	16	16.0	0	16	16.0
Rittimann, Hunter.....	1	1	9	9.0	0	9	9.0
Total.....	4	154	2191	14.2	23	75	547.8
Opponents.....	4	104	1224	11.8	9	76	306.0

PUNTING	No.	Yds	Avg	Long	TB	FC	I20	50+	Blkd
Barden, Michael.....	10	381	38.1	51	1	2	3	0	
Baughman, Erik	3	114	38.0	51	1	1	0	0	

KICKOFFS	No.	Yds	Avg	TB	OB	Retn	Net	YdLn
Hatfield, Clayton	40	2542	63.5	17	1			
Barden, Michael.....	2	123	61.5	1	1			
Total.....	42	2665	63.5	18	2	466	41.6	23

TEAM STATISTICS

CATEGORY	TECH	OPP			
SCORING	238	149			
Points Per Game	59.5	37.2			
Points Off Turnovers	10	21			
FIRST DOWNS	134	102			
Rushing	33	35			
Passing	91	60			
Penalty	10	7			
RUSHING YARDAGE	466	666			
Yards gained rushing	573	767			
Yards lost rushing	107	101			
Rushing Attempts	117	152			
Average Per Rush	4.0	4.4			
Average Per Game	116.5	166.5			
TDs Rushing	10	10			
PASSING YARDAGE	2191	1224			
Comp-Att-Int	154-215-4	104-172-3			
Average Per Pass	10.2	7.1			
Average Per Catch	14.2	11.8			
Average Per Game	547.8	306.0			
TDs Passing	23	9			
TOTAL OFFENSE	2657	1890			
Total Plays	332	324			
Average Per Play	8.0	5.8			
Average Per Game	664.2	472.5			
KICK RETURNS: #-Yards	3-60	22-466			
PUNT RETURNS: #-Yards	10-95	3-50			
INT RETURNS: #-Yards	3-0	4-19			
KICK RETURN AVERAGE	20.0	21.2			
PUNT RETURN AVERAGE	9.5	16.7			
INT RETURN AVERAGE	0.0	4.8			
FUMBLES-LOST	5-1	5-2			
PENALTIES-Yards	39-301	24-229			
Average Per Game	75.2	57.2			
PUNTS-Yards	13-495	25-1024			
Average Per Punt	38.1	41.0			
Net punt average	31.2	36.4			
TIME OF POSSESSION/Game	29:29	30:31			
3RD-DOWN Conversions	25/48	24/61			
3rd-Down Pct	52%	39%			
4TH-DOWN Conversions	1/4	3/6			
4th-Down Pct	25%	50%			
SACKS BY-Yards	10-67	9-79			
MISC YARDS	0	0			
TOUCHDOWNS SCORED	33	19			
FIELD GOALS-ATTEMPTS	3-4	4-5			
ON-SIDE KICKS	0-0	0-3			
RED-ZONE SCORES	(25-26) 96%	(16-17) 94%			
RED-ZONE TOUCHDOWNS	(22-26) 85%	(13-17) 76%			
PAT-ATTEMPTS	(31-33) 94%	(19-19) 100%			
ATTENDANCE	174106	44511			
Games/Avg Per Game	3/58035	1/44511			
Neutral Site Games		0/0			
SCORE BY QUARTERS					
	1st	2nd	3rd	4th	Total
Texas Tech	70	72	44	56	238
Opponents	12	54	38	31	149



INDIVIDUAL STATISTICS

SCORING	TD	FGs	Kick	Rush	Rcv	Pass	DXP	Saf	Points
Giles, Jonathan.....	7	0-0	0-0	0-0	0	0-0	0	0	42
Hatfield, Clayton.....	0	3-4	31-33	0-0	0	0-0	0	0	40
Cantrell, Dylan.....	4	0-0	0-0	0-0	0	0-0	0	0	24
Batson, Cameron.....	4	0-0	0-0	0-0	0	0-0	0	0	24
Mahomes II, Patrick.....	4	0-0	0-0	0-0	0	0-0	0	0	24
Felton, Dem.	3	0-0	0-0	0-0	0	0-0	0	0	18
Coutee, Keke	3	0-0	0-0	0-0	0	0-0	0	0	18
Stockton, Justin.....	2	0-0	0-0	0-0	0	0-0	0	0	12
Lauderdale, Devin	2	0-0	0-0	0-0	0	0-0	0	0	12
Willies, Derrick	2	0-0	0-0	0-0	0	0-0	0	0	12
High, Ja'Deion	1	0-0	0-0	0-0	0	0-0	0	0	6
Dauphine, Corey.....	1	0-0	0-0	0-0	0	0-0	0	0	6
Total.....	33	3-4	31-33	0-0	0	0-0	0	0	238
Opponents.....	19	4-5	19-19	0-0	0	0-0	0	2	149

TOTAL OFFENSE	G	Plays	Rush	Pass	Total	Avg/G
Mahomes II, Patrick.....	4	207	165	1770	1935	483.8
Shimonek, Nic.....	2	53	-20	421	401	200.5
Felton, Dem.	4	33	204	0	204	51.0
Stockton, Justin.....	4	27	86	0	86	21.5
Dauphine, Corey.....	2	2	25	0	25	12.5
White, Jr., Quinton	4	4	8	0	8	2.0
Coutee, Keke	4	1	6	0	6	1.5
Woodward, Caleb	3	1	2	0	2	0.7
Team	3	3	-3	0	-3	-1.0
Baughman, Erik	1	1	-7	0	-7	-7.0
Total.....	4	332	466	2191	2657	664.2
Opponents.....	4	324	666	1224	1890	472.5

FIELD GOALS	FGM-FGA	Pct	01-19	20-29	30-39	40-49	50-99	Lg	Blk
Hatfield, Clayton	3-4	75.0	0-0	1-1	1-1	1-2	0-0	43	0

ALL PURPOSE	G	Rush	Rec	PR	KOR	IR	Tot	Avg/G
Giles, Jonathan.....	4	0	565	0	0	0	565	141.2
Batson, Cameron.....	4	0	285	95	0	0	380	95.0
Stockton, Justin.....	4	86	183	0	0	0	269	67.2
Cantrell, Dylan.....	4	0	238	0	0	0	238	59.5
Felton, Dem.	4	204	25	0	0	0	229	57.2
Mahomes II, Patrick.....	4	165	0	0	0	0	165	41.2
Lauderdale, Devin	4	0	157	0	0	0	157	39.2
Willies, Derrick	4	0	150	0	0	0	150	37.5
Davis III, Reginald.....	4	0	105	0	45	0	150	37.5
Sadler, Ian	4	0	148	0	0	0	148	37.0
Coutee, Keke	4	6	102	0	15	0	123	30.8
White, Jr., Quinton	4	8	71	0	0	0	79	19.8
High, Ja'Deion	3	0	54	0	0	0	54	18.0
Knutson, Kash	4	0	45	0	0	0	45	11.2
Brown, Tony	3	0	29	0	0	0	29	9.7
Dauphine, Corey.....	2	25	0	0	0	0	25	12.5
Shorts, Quan	1	0	16	0	0	0	16	16.0
Vasher, T.J.	1	0	9	0	0	0	9	9.0
Rittimann, Hunter.....	1	0	9	0	0	0	9	9.0
Woodward, Caleb	3	2	0	0	0	0	2	0.7
Team	3	-3	0	0	0	0	-3	-1.0
Baughman, Erik	1	-7	0	0	0	0	-7	-7.0
Shimonek, Nic.....	2	-20	0	0	0	0	-20	-10.0
Total.....	4	466	2191	95	60	0	2812	703.0
Opponents.....	4	666	1224	50	466	19	2425	606.2

INDIVIDUAL STATISTICS

PUNT RETURN	No.	Yds	Avg	TD	Long
Batson, Cameron	10	95	9.5	0	33
Total	10	95	9.5	0	33
Opponents	3	50	16.7	0	36

INTERCEPTIONS	No.	Yds	Avg	TD	Long
Ward, Keenon	1	0	0.0	0	0
Nguema, Thierry	1	0	0.0	0	0
Johnson, Jah'Shawn	1	0	0.0	0	0
Total	3	0	0.0	0	0
Opponents	4	19	4.8	0	19

KICK RETURN	No.	Yds	Avg	TD	Long
Davis III, Reginald	2	45	22.5	0	27
Coutee, Keke	1	15	15.0	0	15
Total	3	60	20.0	0	27
Opponents	22	466	21.2	0	28

FUMBLE RETURN	No.	Yds	Avg	TD	Long
Total	0	0	0.0	0	0
Opponents	0	0	0.0	0	0

CONVERSIONS

Third Down	1	2	3	4	Total
Texas Tech	8-12	10-15	6-11	1-10	25-48
Opponents	4-17	5-12	13-18	2-14	24-61

Fourth Down	1	2	3	4	Total
Texas Tech	0-0	0-1	0-0	1-3	1-4
Opponents	0-0	0-1	0-0	3-5	3-6

TURNOVERS

Takeaways – 5 (3 INTS, 2 Fumble Recovery)

Turnovers – 5 (4 INT, 1 Fumble Lost)

Points Off Turnovers – Tech: 10

Opponents: 21

Points Off Turnovers/Game – Texas Tech: 2.5

Opponents: 5.25

RED ZONE

Texas Tech Red Zone Entries – 25 of 26 (96.2%)

Scores – 25 (22 TDs, 9 Rush TDs, 13 Pass TDs 3 FGs)

Non-Scores – 1 (1 FGA)

Opponent Red Zone Entries – 16 of 17 (94.1%)

Scores – 16 (13 TDs, 9 Rush TDs, 4 Pass TD, 3 FG)

Non-Scores – 1 (1 Downs)

KICKOFFS

Kickoffs – 42, 2,665 yds, (63.5 avg.)

Touchbacks – 18

Opponent Kickoff Returns – 22 - 466 yards (21.2 avg.)



INDIVIDUAL DEFENSIVE STATISTICS

DEFENSE	GP-GS	-----Tackles-----			TFL/Yds	-Sacks-		---Pass Def---		-Fumbles-			Blkd	Saf
		UA	AS	Tot		No-Yds	Int-Yds	BrUp	QBH	Rv-Yds	FF	Kk		
2B Brooks, Jordyn.....	4-4	18	5	23	2.5-3	.	.	2	1
7 Johnson, Jah'Shawn.....	4-4	18	4	22	1.0-3	.	1-0	1
41 Jenkins, Malik	4-1	13	6	19	1	1-0
31 Nelson, Justis	4-4	14	3	17	0.5-1	.	.	4	1
17 Nguema, Thierry	4-4	16	.	16	.	.	1-0
6A Williams, Kris	4-2	11	3	14	4.0-35	4.0-35	.	1	.	.	1	.	.	.
3 Polite-Bray, DJ.....	4-4	12	2	14	1.0-1	.	.	3	1
15 Ward, Keenon.....	3-3	12	1	13	.	.	1-0
37 Stice, Luke	4-1	9	3	12
1D Hill, Kolin	4-4	9	3	12	2.0-2	1.0-2	.	2	1
34 Hinton, D'Vonta.....	3-2	9	2	11	1.0-1	.	.	.	1
2A Madison, Tevin	2-0	8	2	10
33 Stringer, Brayden	4-0	7	2	9
9A Pipkins, Ondre.....	4-4	7	2	9	1.0-1
2C Smith, Desmon	3-0	7	1	8
5A Moore, Gary	4-2	6	2	8	2.0-2	.	.	.	2
25 Coleman, Douglas.....	4-0	5	3	8	1.0-4	1.0-4	.	2
38 Allen, Kisean	3-1	6	1	7
26 Moore, Kevin	4-0	6	.	6	1
4A Fehoko, Breiden	4-4	5	.	5	2.0-10	1.0-7	.	.	1
94 Gilmore, Lonzell	4-0	4	1	5	1.0-7	1.0-7	1	.	.
9B Washington, B.....	4-0	5	.	5	1.0-7	1.0-7	.	.	1
97 Wallace, Joseph.....	3-0	3	1	4	2.0-6	.	.	.	1	1-0
99 Thomas, Mychealon	4-0	3	.	3	1.0-3
30 Woodward, Caleb.....	3-0	1	2	3
24 Hendrix, Payton	4-0	2	.	2
1B Mack, Jacarthy	4-0	2	.	2
10 Picone, Johnathan.....	3-0	1	1	2
5C Heffron, Kyle	4-0	1	.	1
1C Barnes, Zach.....	2-0	1	.	1	1.0-5	1.0-5	1	.	.	.
27 Felton, Dem.	4-1	1	.	1
32 Ward, Da'Leon	2-0	.	1	1
29 Reed, Mason	3-0	.	1	1
2 Davis III, Reginald.....	4-0	1	.	1
49 Barden, Michael	3-0	1	.	1
86 Vasher, T.J.....	1-0	1	.	1
39 Jones, Adaryan.....	2-0	1	.	1
Total.....	4-0	226	52	278	24-91	10-67	3-0	15	12	2-0	2	1	.	.
Opponents.....	4-0	203	52	255	24.0-119	9-79	4-19	9	6	1-0	1	.	.	2



TEAM GAME-BY-GAME STATS

Date	Opponent	[--RUSHING--]				[--RECEIVING--]				[-----PASSING-----]				[--KICK RET--]				[--PUNT RET--]				tot		
		No.	Yds	TD	Lg	No.	Yds	TD	Lg	Cmp	Att	Int	Yds	TD	Lg	No	Yds	TD	Lg	No	Yds	TD	Lg	off
Sep 03, 2016	STEPHEN F. AUSTIN	28	125	4	27	48	633	5	59	48	71	1	633	5	59	2	42	0	27	4	75	0	33	758
Sep 10, 2016	at Arizona State	22	72	3	27	38	540	5	75	38	53	2	540	5	75	0	0	0	0	1	0	0	0	612
Sep 17, 2016	LOUISIANA TECH	43	196	3	21	26	470	5	64	26	36	0	470	5	64	1	18	0	18	2	10	0	5	666
Sep 29, 2016	KANSAS	24	73	0	32	42	548	8	59	42	55	1	548	8	59	0	0	0	0	3	10	0	10	621
	Totals	117	466	10	32	154	2191	23	75	154	215	4	2191	23	75	3	60	0	27	10	95	0	33	2657
	Opponent	152	666	10	75	104	1224	9	76	104	172	3	1224	9	76	22	466	0	28	3	50	0	36	1890

Date	Opponent	-----TACKLES-----				-SACKS-	-FUMBLE-		Pass			Blkd	-Kicks--XPTS-			off		
		Solo	Ast	Total	TFL-Yds	No-Yds	FF	FR-Yds	Int-Yds	QBH	Brk	Kick	Att-Mad	Run	Rcv	Saf	t/o	Pts
Sep 03, 2016	STEPHEN F. AUSTIN	62	10	72	9.0-45	5.0-35	1	1-0	2-0	4	5	1	9-9	0	0	0	3	69
Sep 10, 2016	at Arizona State	79	6	85	5.0-9	0.0-0	0	0-0	0-0	0	3	0	8-7	0	0	0	0	55
Sep 17, 2016	LOUISIANA TECH	41	16	57	3.0-6	1.0-4	0	0-0	0-0	0	5	0	8-8	0	0	0	0	59
Sep 29, 2016	KANSAS	46	14	60	7.0-31	4.0-28	1	1-0	1-0	7	2	0	8-7	0	0	0	7	55
	Totals	226	52	278	24.0-91	10.0-67	2	2-0	3-0	12	15	1	33-31	0	0	0	10	238
	Opponent	203	52	255	24.0-119	9.0-79	1	1-0	4-19	6	9	0	19-19	0	0	0	21	149

OPPONENT GAME-BY-GAME STATS

Date	Opponent	[--RUSHING--]				[--RECEIVING--]				[-----PASSING-----]				[--KICK RET--]				[--PUNT RET--]				tot off		
		No.	Yds	TD	Lg	No.	Yds	TD	Lg	Cmp	Att	Int	Yds	TD	Lg	No	Yds	TD	Lg	No	Yds		TD	Lg
Sep 03, 2016	STEPHEN F. AUSTIN	35	58	0	20	31	312	2	38	31	55	2	312	2	38	7	146	0	26	1	36	0	36	370
Sep 10, 2016	at Arizona State	53	301	7	75	28	351	2	39	28	37	0	351	2	39	8	179	0	28	2	14	0	14	652
Sep 17, 2016	LOUISIANA TECH	36	261	3	39	20	311	3	76	20	32	0	311	3	76	4	82	0	28	0	0	0	0	572
Sep 29, 2016	KANSAS	28	46	0	14	25	250	2	25	25	48	1	250	2	25	3	59	0	27	0	0	0	0	296
	Opponent totals	152	666	10	75	104	1224	9	76	104	172	3	1224	9	76	22	466	0	28	3	50	0	36	1890
	Texas Tech	117	466	10	32	154	2191	23	75	154	215	4	2191	23	75	3	60	0	27	10	95	0	33	2657

Date	Opponent	-----TACKLES-----				-SACKS-	-FUMBLE-		Pass			Blkd	-Kicks--XPTS-			off		
		Solo	Ast	Total	TFL-Yds	No-Yds	FF	FR-Yds	Int-Yds	QBH	Brk	Kick	Att-Mad	Run	Rcv	Saf	t/o	Pts
Sep 03, 2016	STEPHEN F. AUSTIN	59	16	75	5.0-32	2.0-18	0	0-0	1-0	3	3	0	2-2	0	0	0	7	17
Sep 10, 2016	at Arizona State	43	8	51	3.0-12	2.0-9	0	0-0	2-19	0	1	0	9-9	0	0	1	7	68
Sep 17, 2016	LOUISIANA TECH	3	121	40.3	49	0	0	1	0	0	1-1	20	0-6	385	64.2	5	0	45
Sep 29, 2016	KANSAS	49	16	65	10.0-49	3.0-32	0	1-0	1-0	1	4	0	2-2	0	0	1	7	19
	Opponent totals	203	52	255	24.0-119	9.0-79	1	1-0	4-19	6	9	0	19-19	0	0	2	21	149
	Texas Tech	226	52	278	24.0-91	10.0-67	2	2-0	3-0	12	15	1	33-31	0	0	0	10	238



GAME-BY-GAME STARTERS

OFFENSE

GAME	LT	LG	C	RG	RT	QB	RB	FB/RB/WR	WR	IR	WR	WR
Stephen F. Austin	Steele	B. Brown	Morales	Murphy	Akamnonu	Mahomes	Stockton	White	Lauderdale	Batson	Cantrell	--
Arizona State	Steele	B. Brown	Morales	Murphy	Akamnonu	Mahomes	Stockton	White	Lauderdale	Giles	Cantrell	--
Louisiana Tech	Steele	B. Brown	Morales	Murphy	Akamnonu	Mahomes	Stockton	--	Batson	Giles	Cantrell	Willies
Kansas	Steele	B. Brown	Morales	Murphy	Akamnonu	Mahomes	Felton	M. Reed	--	Batson	Cantrell	Willies
Kansas State												
West Virginia												
Oklahoma												
TCU												
Texas												
Oklahoma State												
Iowa State												
Baylor												

DEFENSE

GAME	DE	NT	DT	RUSH	WILL	MIKE	SAM	DB	LC	FS	SS	RC
Stephen F. Austin	Kolin Hill	Pipkins	Fehoko	Williams	Hinton	Brooks	--	Nelson	Nguema	Johnson	Ward	Polite-Bray
Arizona State	Kolin Hill	Pipkins	Fehoko	G. Moore	--	Brooks	Stice	Nelson	Nguema	Johnson	Ward	Polite-Bray
Louisiana Tech	Kolin Hill	Pipkins	Fehoko	Williams	--	Brooks	Jenkins	Nelson	Polite-Bray	Johnson	Ward	Nguema
Kansas	Kolin Hill	Pipkins	Fehoko	G. Moore	Hinton	Brooks	--	Nelson	Nguema	Johnson	Allen	Polite-Bray
Kansas State												
West Virginia												
Oklahoma												
TCU												
Texas												
Oklahoma State												
Iowa State												
Baylor												

CAREER STARTS

OFFENSE

PLAYER	2012	2013	2014	2015	2016	TOTAL	STREAK
Baylen Brown	-	3	9	11	4	27	7
Patrick Mahomes II	-	-	4	13	4	21	21
Reginald Davis	RS	1	7	7	-	15	0
Devin Lauderdale	-	-	4	9	2	15	0
Ian Sadler	-	-	3	7	-	10	0
Dylan Cantrell	-	-	6	0	4	10	4
Tony Morales	0	0	0	6	4	10	4
Justin Murphy	-	-	RS	4	4	8	4
Justin Stockton	-	-	1	2	3	6	0
Quinton White	RS	0	0	3	2	5	0
Ja'Deion High	-	RS	0	5	-	5	0
Cameron Batson	-	-	0	2	3	5	2
Terence Steele	-	-	-	RS	4	4	4
Madison Akamnonu	-	-	-	RS	4	4	4
Tony Brown	-	-	-	3	-	3	0
Jonathan Giles	-	-	-	-	2	2	0
Derrick Willies	-	-	-	-	2	2	1
Keke Coutee	-	-	-	2	-	2	0
Demarcus Felton	-	-	-	-	1	1	1
Mason Reed	-	-	-	-	1	1	1
Zach Austin	-	RS	-	1	-	1	0

DEFENSE	2012	2013	2014	2015	2016	TOTAL	STREAK
Justis Nelson	-	3	11	8	4	26	8
Keenon Ward	RS	3	10	7	3	23	0
Breiden Fehoko	-	-	-	13	4	17	17
Jah'Shawn Johnson	-	-	0	13	4	17	17
Thierry Nguema	RS	0	0	4	4	8	4
D'Vonta Hinton	-	-	-	5	2	7	1
Malik Jenkins	-	0	0	5	1	6	0
D.J. Polite-Bray	0	-	2	0	4	6	4
Kris Williams	RS	0	0	2	2	4	0
Gary Moore	-	RS	1	1	2	4	1
Kolin Hill	-	-	-	-	4	4	4
Ondre Pipkins	-	-	-	-	4	4	4
Jordyn Brooks	-	-	-	-	4	4	4
Zach Barnes	-	0	RS	3	-	3	0
Kisean Allen	-	-	-	-	1	1	1
Luke Stice	-	-	-	-	1	1	0
Paul Banks III	-	-	-	1	-	1	0



GAME-BY-GAME STATISTICS

PASSING

Mahomes, Patrick	Att	Comp	INT	Pct.	Yards	TD	Long	Sack	Yards	Effic.
Stephen F. Austin	43	30	0	69.8	483	4	59	0	0	194.8
Arizona State	53	38	2	71.7	540	5	75	2	9	180.9
Louisiana Tech	36	26	0	72.2	470	5	64	2	20	227.7
Kansas	34	27	1	79.4	277	4	34	3	32	180.8
TOTALS	166	121	3	72.9	1770	18	75	7	61	194.6

Shimonek, Nic	Att	Comp	INT	Pct.	Yards	TD	Long	Sack	Yards	Effic.
Stephen F. Austin	28	18	1	64.3	150	1	22	2	18	113.9
Kansas	21	15	0	71.4	271	4	59	0	0	242.7
TOTALS	49	33	1	67.3	421	5	59	2	18	169.1

RUSHING

Rush-Yds/TD	SFA	ASU	LATECH	KU	KSU	WVU	OU	TCU	UT	OSU	ISU	BU
Felton, Dem. RB	5-28/0	1-5/1	16-123/2	11-48/0								
Mahomes, P. QB	10-57/2	11-44/1	12-37/1	8-27/0								
Stockton, J. RB	6-25/0	7-20/1	11-34/0	3-7/0								
Dauphine, Corey RB	2-25/1	DNP	DNP	-								
White, Quinton RB	-	2-4/0	2-4/0	-								
Coutee, Keke WR	1-6/1	-	-	-								
Woodward, Caleb RB	1-2/0	-	DNP	-								
Team	DNP	1--1/0	2--2/0	-								
Baughman, E. K	DNP	DNP	DNP	1--7/0								
Shimonek, Nic QB	3--18/0	DNP	DNP	1--2/0								

RECEIVING

Rec.-Yds/TD	SFA	ASU	LATECH	KU	KSU	WVU	OU	TCU	UT	OSU	ISU	BU
Giles, Jonathan WR	4-89/1	9-71/1	6-186/3	12-219/2								
Batson, Cameron WR	3-24/1	9-148/1	2-25/1	8-88/1								
Cantrell, Dylan WR	2-62/1	3-25/1	6-81/1	5-70/1								
Stockton, J. RB	4-66/0	3-95/1	3-30/0	2--8/0								
Lauderdale, D. WR	7-49/1	7-57/0	1-27/0	4-24/1								
Willies, D. WR	2-47/0	1-59/1	3-38/0	1-6/1								
Sadler, Ian WR	2-38/0	1-22/0	2-53/0	3-35/0								
Davis, Reginald WR	2-80/0	1-16/0	1-9/0	-								
Coutee, Keke WR	1-12/0	1-8/0	1-9/0	3-73/2								
White, Quinton RB	3-16/0	2-34/0	1-12/0	1-9/0								
High, Ja'Deion WR	6-54/1	-	-	DNP								
Knutson, Kash WR	5-45/0	-	-	-								
Brown, Tony WR	2-10/0	DNP	-	1-19/0								
Felton, Dem. RB	1-7/0	1-5/0	-	2-13/0								
Shorts, Quan WR	1-16/0	DNP	DNP	DNP								
Rittimann, H. WR	1-9/0	DNP	DNP	DNP								
Vasher, T.J. WR	2-9/0	DNP	DNP	DNP								

FIELD GOALS

Made, Missed, Blocked	#96 Hatfield
SFA	31,43
Arizona State	--
Louisiana Tech	24, 40
Kansas	--
Kansas State	-
West Virginia	-
Oklahoma	-
TCU	-
Texas	-
Oklahoma State	-
Iowa State	-
Baylor	-

PUNTING

Number-Avg./l20	#49 Barden	#36 Baughmann
SFA	5-32.6/2	--
Arizona State	4-43.0/0	--
Louisiana Tech	--	--
Kansas	1-46.0/1	3-38.0/0
Kansas State	-	-
West Virginia	-	-
Oklahoma	-	-
TCU	-	-
Texas	-	-
Oklahoma State	-	-
Iowa State	-	-
Baylor	-	-



GAME-BY-GAME TACKLES

UT-AT-TT

	UA-A	TOT	SFA	ASU	LATECH	KU	KSU	WVU	OU	TCU	UT	OSU	ISU	BU
Brooks, Jordyn LB	18-5	23	2-1	10-0	4-3	2-1								
Johnson, Jah. DB	18-4	22	2-2	4-1	8-0	4-1								
Jenkins, Malik LB	13-6	19	3-3	7-1	3-2	-								
Nelson, Justis DB	14-3	17	5-0	5-1	2-1	2-1								
Nguema, Thierry DB	16-0	16	-	7-0	4-0	5-0								
Williams, Kris DL	11-3	14	2-2	4-0	1-1	4-0								
Polite-Bray, DJ DB	12-2	14	4-0	4-1	-	4-1								
Ward, Keenon DB	12-1	13	5-0	5-1	2-0	DNP								
Stice, Luke LB	9-3	12	2-1	7-0	0-1	0-1								
Hill, Kolin DL	9-3	12	2-0	3-1	3-0	1-2								
Hinton, D'Vonta LB	9-2	11	3-0	DNP	4-2	2-0								
Madison, Tevin DB	8-2	10	5-2	3-0	DNP	DNP								
Stringer, B. LB	7-2	9	1-0	3-0	-	3-2								
Pipkins, Ondre DL	7-2	9	5-0	1-0	1-1	0-1								
Smith, Desmon DB	7-1	8	1-0	DNP	1-0	5-1								
Moore, Gary DL	6-2	8	-	3-0	1-1	2-1								
Coleman, D. DB	5-3	8	1-1	-	3-2	1-0								
Allen, Kisean DB	6-1	7	DNP	1-0	1-0	4-1								
Moore, Kevin DB	6-0	6	3-0	2-0	-	1-0								
Fehoko, Breiden DL	5-0	5	-	2-0	1-0	2-0								
Gilmore, L. DL	4-1	5	1-1	3-0	-	-								
Washington, B. DL	5-0	5	2-0	-	-	3-0								
Wallace, Joseph DL	3-1	4	2-0	DNP	1-1	-								
Thomas, M. DL	3-0	3	2-0	-	-	1-0								
Woodward, Caleb	1-2	3	0-2	1-0	DNP	-								
Hendrix, Pay. DB	2-0	2	1-0	-	1-0	-								
Mack, Jacarthy DL	2-0	2	1-0	1-0	-	-								
Picone, J. LB	1-1	2	1-1	DNP	-	-								
Heffron, Kyle	1-0	1	-	1-0	-	-								
Barnes, Zach DL	1-0	1	1-0	DNP	DNP	-								
Felton, Dem.	1-0	1	-	1-0	-	-								
Ward, Da'Leon	0-1	1	DNP	DNP	0-1	-								
Reed, Mason	0-1	1	-	DNP	-	0-1								
Davis, Reginald	1-0	1	-	1-0	-	-								
Barden, Michael	1-0	1	1-0	-	DNP	-								
Vasher, T.J.	1-0	1	1-0	DNP	DNP	DNP								
Jones, Adaryan DB	1-0	1	1-0	DNP	DNP									

GIVEAWAYS/TAKEAWAYS

OPPONENT	GIVEAWAY			TAKEAWAY			Dif.
	Fum	Int	Tot	Fum	Int	Tot	
Stephen F. Austin	0	1	1	1	2	3	+2
at Arizona State	0	2	2	0	0	0	-2
Louisiana Tech	0	0	0	0	0	0	0
Kansas	1	1	2	1	1	2	0
at Kansas State							
West Virginia							
Oklahoma							
at TCU							
Texas							
at Oklahoma State							
at Iowa State							
vs. Baylor							
TOTALS	1	4	5	2	3	5	0

THREE-AND-OUTS

OPPONENT	TEXAS TECH	OPPONENTS
	3-&-Outs/Drives	3-&-Outs/Drives
Stephen F. Austin	3/18	5/19
at Arizona State	3/15	0/16
Louisiana Tech	0/12	3/11
Kansas	2/16	7/17
at Kansas State		
West Virginia		
Oklahoma		
at TCU		
Texas		
at Oklahoma State		
at Iowa State		
vs. Baylor		
TOTALS	8/61	15/63

OPENING DRIVES - DEFENSE

OPPONENT	1st	2nd
	Half	Half
Stephen F. Austin	Punt	Punt
at Arizona State	Punt	Touchdown
Louisiana Tech	FG	Touchdown
Kansas	Punt	Punt
at Kansas State		
West Virginia		
Oklahoma		
at TCU		
Texas		
at Oklahoma State		
at Iowa State		
vs. Baylor		



TEXAS TECH SCORING DRIVES

Opponent	No. of Plays	Total Yards	Drive Time	Type of Score	Score QTR/Time	Scoring Play
Stephen F. Austin	10	75	2:38	Pass TD	1/12:22	Batson 13 yard reception
Stephen F. Austin	5	45	1:12	Rush TD	1/6:03	Coutee 6 yard run
Stephen F. Austin	8	69	2:46	Rush TD	1/1:10	Mahomes 3 yard run
Stephen F. Austin	6	78	1:40	Rush TD	2/13:12	Mahomes 7 yard run
Stephen F. Austin	1	22	0:08	Pass TD	2/12:15	Giles 22 yard reception
Stephen F. Austin	4	93	1:20	Pass TD	2/4:33	Cantrell 8 yard reception
Stephen F. Austin	10	86	4:16	FG	2/0:17	Hatfield 31 yard FG
Stephen F. Austin	10	80	2:43	Pass TD	3/7:50	Lauderdale 14 yard reception
Stephen F. Austin	9	55	1:34	FG	3/1:08	Hatfield 43 yard FG
Stephen F. Austin	12	70	3:31	Pass TD	4/3:23	High 9 yard reception
Stephen F. Austin	1	27	0:18	Rush TD	4/1:10	Dauphine 27 yard run
Arizona State	8	47	3:00	Rush TD	1/7:12	Mahomes 1 yard run
Arizona State	6	98	1:46	Pass TD	1/1:14	Willies 59 yard reception
Arizona State	2	75	0:22	Pass TD	2/12:55	Stockton 75 yard reception
Arizona State	9	75	3:09	Pass TD	2/5:21	Cantrell 11 yard reception
Arizona State	9	75	1:24	Pass TD	2/0:53	Giles 13 yard reception
Arizona State	9	75	3:15	Rush TD	3/11:45	Stockton 1 yard run
Arizona State	6	75	1:34	Rush TD	4/9:23	Felton 5 yard run
Arizona State	4	75	0:55	Pass TD	4/8:16	Batson 66 yard reception
Louisiana Tech	12	75	5:30	Rush TD	1/9:57	Felton 12 yard run
Louisiana Tech	2	75	0:25	Pass TD	1/3:41	Giles 64 yard reception
Louisiana Tech	3	63	0:37	Pass TD	1/2:07	Giles 36 yard reception
Louisiana Tech	9	75	2:41	Pass TD	2/12:04	Cantrell 9 yard reception
Louisiana Tech	5	64	1:58	Pass TD	2/9:01	Giles 42 yard reception
Louisiana Tech	11	75	4:07	Pass TD	3/6:17	Batson 4 yard reception
Louisiana Tech	11	75	5:19	Rush TD	4/14:21	Felton 8 yard run
Louisiana Tech	8	53	2:48	FG	4/7:10	Hatfield 24 yard FG
Louisiana Tech	8	61	3:49	Rush TD	4/2:33	Mahomes 2 yard run
Kansas	5	75	1:42	Pass TD	1/13:18	Giles 14 yard reception
Kansas	8	73	2:30	Pass TD	1/9:55	Batson 18 yard reception
Kansas	7	61	2:26	Pass TD	2/7:35	Lauderdale 17 yard reception
Kansas	11	75	4:24	Pass TD	2/0:48	Willies 6 yard reception
Kansas	7	75	2:26	Pass TD	3/4:56	Cantrell 4 yard reception
Kansas	9	68	4:37	Pass TD	3/0:00	Coutee 37 yard reception
Kansas	3	86	1:31	Pass TD	4/8:41	Coutee 31 yard reception
Kansas	5	84	1:40	Pass TD	4/4:54	Giles 59 yard reception

OPPONENT SCORING DRIVES

Opponent	No. of Plays	Total Yards	Drive Time	Type of Score	Score QTR/Time	Scoring Play
Stephen F. Austin	11	49	2:51	FG	2/9:24	Ruiz 42 yard FG
Stephen F. Austin	10	84	2:53	TD	3/2:42	Conque to Liggins 9 yds
Stephen F. Austin	5	75	1:38	TD	4/12:11	Taylor to Pace 38 yds
Arizona State	6	43	1:44	Pass TD	1/10:13	Harry 10 yard reception
Arizona State	7	75	2:57	Rush TD	2/13:17	Ballage 1 yard run
Arizona State	4	85	1:24	Pass TD	2/11:18	Ballage 39 yard reception
Arizona State	5	50	1:53	Rush TD	2/8:30	Ballage 1 yard run
Arizona State	9	74	2:55	Rush TD	2/2:17	Ballage 4 yard run
Arizona State	7	84	3:08	Rush TD	3/8:32	Ballage 2 yard run
Arizona State	15	80	5:00	Rush TD	3/0:43	Ballage 7 yard run
Arizona State	1	1	0:04	Rush TD	4/10:57	Ballage 1 yard run
Arizona State	1	75	0:12	Rush TD	4/9:11	Ballage 75 yard run
Arizona State	11	53	5:06	Rush TD	4/3:04	Gonzalez 43 yard FG
Louisiana Tech	13	77	5:51	FG	1/4:06	Barnes 20 yard FG
Louisiana Tech	6	71	2:22	Rush TD	2/14:45	McKnight 1 yard run
Louisiana Tech	9	78	2:09	Rush TD	2/0:09	Craft 1 yard run
Louisiana Tech	12	75	4:36	Rush TD	3/10:24	McKnight 1 yard run
Louisiana Tech	4	75	1:37	Pass TD	3/4:40	Henderson 54 yard reception
Louisiana Tech	2	75	0:48	Pass TD	4/6:22	Taylor 54 yard reception
Louisiana Tech	6	75	2:10	Pass TD	4/0:23	Taylor 37 yard reception
Kansas	7	75	2:23	Pass TD	2/5:12	Harrell 6 yard reception
Kansas	7	39	2:16	Pass TD	3/12:18	Sims 11 yard reception
Kansas	9	20	3:11	FG	3/7:22	Wyman 35 yard FG

SCORING DRIVE ANALYSIS

YARDAGE	TEXAS TECH		OPPONENTS	
	TD	FG	TD	FG
No Drive	--	--	--	--
Negative Yards	--	--	--	--
0-9	--	--	1	--
10-19	--	--	--	--
20-29	2	--	--	1
30-39	--	--	1	--
40-49	2	--	1	1
50-59	--	2	1	1
60-69	6	--	--	--
70-79	18	--	11	1
80-89	3	1	4	--
90-99	2	--	--	--
TOTALS	33	3	19	4

GAME-OPENING DRIVES

OPPONENT	TEXAS TECH			OPPONENTS		
	PTS	PLAYS	YDS	PTS	PLAYS	YDS
Stephen F. Austin	7	10	75	0	5	15
at Arizona State	0	3	9	0	4	19
Louisiana Tech	7	12	75	3	13	77
Kansas	7	5	75	0	3	1
at Kansas State						
West Virginia						
Oklahoma						
at TCU						
Texas						
at Oklahoma State						
at Iowa State						
vs. Baylor						

SECOND HALF-OPENING DRIVES

OPPONENT	TEXAS TECH			OPPONENTS		
	PTS	PLAYS	YDS	PTS	PLAYS	YDS
Stephen F. Austin	7	10	80	0	14	43
at Arizona State	7	9	75	7	7	84
Louisiana Tech	7	11	75	7	12	75
Kansas	0	3	-20	0	3	0
at Kansas State						
West Virginia						
Oklahoma						
at TCU						
Texas						
at Oklahoma State						
at Iowa State						
vs. Baylor						

DRIVE SUPERLATIVES

	TEXAS TECH	OPPONENTS
Most Plays/Result	12/TD	15/TD
Most Yards/Result	98/TD	85/TD
Most Time/Result	5:30/TD	5:51/FG
Shortest Touchdown Drive (Yards)	22	1
Shortest Touchdown Drive (Time)	0:08	0:04
Quickest Touchdown to Start Game	13:18 - 1st	10:13 - 1st
Quickest Touchdown to Start a Half	13:18 - 1st	10:13 - 1st



LONGEST PLAYS - 25-PLUS YARDS

YARDS	TYPE	PLAYER(s)	OPPONENT
*75	Pass	Stockton, Justin from Mahomes II, Patrick	Arizona State
*66	Pass	Batson, Cameron from Mahomes II, Patrick	Arizona State
*64	Pass	Giles, Jonathan from Mahomes II, Patrick	Louisiana Tech
*59	Pass	Willies, Derrick from Mahomes II, Patrick	Arizona State
59	Pass	Davis III, Reginald from Mahomes II, Patrick	Stephen F. Austin
*59	Pass	Giles, Jonathan from Shimonek, Nic	Kansas
54	Pass	Cantrell, Dylan from Mahomes II, Patrick	Stephen F. Austin
53	Pass	Stockton, Justin from Mahomes II, Patrick	Stephen F. Austin
*42	Pass	Giles, Jonathan from Mahomes II, Patrick	Louisiana Tech
42	Pass	Giles, Jonathan from Shimonek, Nic	Kansas
*37	Pass	Coutee, Keke from Shimonek, Nic	Kansas
*36	Pass	Giles, Jonathan from Mahomes II, Patrick	Louisiana Tech
35	Pass	Giles, Jonathan from Mahomes II, Patrick	Stephen F. Austin
34	Pass	Giles, Jonathan from Mahomes II, Patrick	Kansas
33	PR	Batson, Cameron	Stephen F. Austin
33	Pass	Willies, Derrick from Mahomes II, Patrick	Stephen F. Austin
32	Rush	Mahomes II, Patrick	Kansas
*31	Pass	Coutee, Keke from Shimonek, Nic	Kansas
30	Pass	Cantrell, Dylan from Mahomes II, Patrick	Louisiana Tech
30	PR	Batson, Cameron	Stephen F. Austin
30	Pass	Sadler, Ian from Mahomes II, Patrick	Louisiana Tech
27	Pass	Sadler, Ian from Mahomes II, Patrick	Stephen F. Austin
27	Pass	Lauderdale, Devin from Mahomes II, Patrick	Louisiana Tech
27	KR	Davis III, Reginald	Stephen F. Austin
*27	Rush	Dauphine, Corey	Stephen F. Austin
27	Pass	Batson, Cameron from Mahomes II, Patrick	Arizona State
27	Rush	Mahomes II, Patrick	Arizona State
26	Pass	Cantrell, Dylan from Mahomes II, Patrick	Kansas
25	Pass	Batson, Cameron from Mahomes II, Patrick	Kansas

* touchdown scored on play

TEXAS TECH LONG PLAYS BY THE NUMBERS

Long Plays by Yards	NO.	TD
100+	0	0
90-99	0	0
80-89	0	0
70-79	1	1
60-69	2	2
50-59	5	2
40-49	2	1
30-39	11	3
20-29	8	1

TEXAS TECH LONG PLAYS BY TYPE

Long Plays by Type	NO.	TD
Rushing	3	1
Passing	23	9
Punt returns	2	0
Kick returns	1	0
Interceptions	0	0
Fumble returns	0	0
Other	0	0
TOTAL	29	10

TEXAS TECH LONG PLAYS BY PLAYER

Player	NO.	TD	R	P	KR	PR	IR	FR
Giles, Jonathan	7	4	0	7	0	0	0	0
Batson, Cameron	5	1	0	3	0	2	0	0
Cantrell, Dylan	3	0	0	3	0	0	0	0
Coutee, Keke	2	2	0	2	0	0	0	0
Willies, Derrick	2	1	0	2	0	0	0	0
Stockton, Justin	2	1	0	2	0	0	0	0
Davis III, Reginald	2	0	0	1	1	0	0	0
Mahomes II, Patrick	2	0	2	0	0	0	0	0
Sadler, Ian	2	0	0	2	0	0	0	0
Dauphine, Corey	1	1	1	0	0	0	0	0
Lauderdale, Devin	1	0	0	1	0	0	0	0
TOTAL	29	10	3	23	1	2	0	0

TEXAS TECH LONGEST PLAYS OF THE YEAR

Rushing	32	Mahomes II, Patrick vs Kansas (9/29/2016)
Rushing Touchdown	27	Dauphine, Corey vs Stephen F. Austin (9/3/2016)
Passing	75	Stockton, Justin from Mahomes II, Patrick vs Arizona State (9/10/2016)
Passing Touchdown	75	Stockton, Justin from Mahomes II, Patrick vs Arizona State (9/10/2016)
Punt Return	33	Batson, Cameron vs Stephen F. Austin (9/3/2016)
Kick Return	27	Davis III, Reginald vs Stephen F. Austin (9/3/2016)



SUPERLATIVES

INDIVIDUAL GAME HIGHS

Rushes	16	Felton, Dem. vs Louisiana Tech (Sep 17, 2016)
Yards Rushing	123	Felton, Dem. vs Louisiana Tech (Sep 17, 2016)
TD Rushes	2	Mahomes II, Patrick vs Stephen F. Austin (Sep 03, 2016)
Long Rush	32	Felton, Dem. vs Louisiana Tech (Sep 17, 2016)
Pass attempts	53	Mahomes II, Patrick at Arizona State (Sep 10, 2016)
Pass completions	38	Mahomes II, Patrick at Arizona State (Sep 10, 2016)
Yards Passing	540	Mahomes II, Patrick at Arizona State (Sep 10, 2016)
TD Passes	5	Mahomes II, Patrick at Arizona State (Sep 10, 2016)
Long Pass	75	Mahomes II, Patrick vs Louisiana Tech (Sep 17, 2016)
Receptions	12	Giles, Jonathan vs Kansas (Sep 29, 2016)
Yards Receiving	219	Giles, Jonathan vs Kansas (Sep 29, 2016)
TD Receptions	3	Giles, Jonathan vs Louisiana Tech (Sep 17, 2016)
Long Reception	75	Stockton, Justin at Arizona State (Sep 10, 2016)
Field Goals	2	Hatfield, Clayton vs Stephen F. Austin (Sep 03, 2016)
Long Field Goal	43	Hatfield, Clayton vs Stephen F. Austin (Sep 03, 2016)
Punts	5	Barden, Michael vs Stephen F. Austin (Sep 03, 2016)
Punting Avg	46.0	Barden, Michael vs Kansas (Sep 29, 2016)
Long Punt	51	Barden, Michael at Arizona State (Sep 10, 2016)
Punts inside 20	2	Baughman, Erik vs Kansas (Sep 29, 2016)
Long Punt Return	33	Batson, Cameron vs Stephen F. Austin (Sep 03, 2016)
Long Kickoff Return	27	Davis III, Reginald vs Stephen F. Austin (Sep 03, 2016)
Tackles	10	Brooks, Jordyn at Arizona State (Sep 10, 2016)
Sacks	3.0	Williams, Kris vs Kansas (Sep 29, 2016)
Tackles For Loss	3.0	Williams, Kris vs Kansas (Sep 29, 2016)
Interceptions	1	Nguema, Thierry vs Stephen F. Austin (Sep 03, 2016)
		Ward, Keenon vs Stephen F. Austin (Sep 03, 2016)
		Johnson, Jah'Shawn vs Kansas (Sep 29, 2016)

TEAM GAME HIGHS

Rushes	43	vs Louisiana Tech (Sep 17, 2016)
Yards Rushing	196	vs Louisiana Tech (Sep 17, 2016)
Yards Per Rush	4.6	vs Louisiana Tech (Sep 17, 2016)
TD Rushes	4	vs Stephen F. Austin (Sep 03, 2016)
Pass attempts	71	vs Stephen F. Austin (Sep 03, 2016)
Pass completions	48	vs Stephen F. Austin (Sep 03, 2016)
Yards Passing	633	vs Stephen F. Austin (Sep 03, 2016)
Yards Per Pass	13.1	vs Louisiana Tech (Sep 17, 2016)
TD Passes	8	vs Kansas (Sep 29, 2016)
Total Plays	99	vs Stephen F. Austin (Sep 03, 2016)
Total Offense	758	vs Stephen F. Austin (Sep 03, 2016)
Yards Per Play	8.4	vs Louisiana Tech (Sep 17, 2016)
Points	69	vs Stephen F. Austin (Sep 03, 2016)
Sacks By	5	vs Stephen F. Austin (Sep 03, 2016)
First Downs	37	vs Stephen F. Austin (Sep 03, 2016)
Penalties	12	vs Kansas (Sep 29, 2016)
Penalty Yards	95	vs Louisiana Tech (Sep 17, 2016)
Turnovers	2	at Arizona State (Sep 10, 2016)
Interceptions By	2	vs Kansas (Sep 29, 2016)
Punts	5	vs Stephen F. Austin (Sep 03, 2016)
Punting Avg	43.0	at Arizona State (Sep 10, 2016)
Long Punt	51	at Arizona State (Sep 10, 2016)
Punts inside 20	2	vs Kansas (Sep 29, 2016)
Long Punt Return	33	vs Stephen F. Austin (Sep 03, 2016)

OPPONENT INDIVIDUAL GAME HIGHS

Rushes	30	Richard, Demario, at Arizona State (Sep 10, 2016)
Yards Rushing	151	CRAFT, Jarred, vs Louisiana Tech (Sep 17, 2016)
TD Rushes	7	Ballage, Kalen, at Arizona State (Sep 10, 2016)
Long Rush	75	Ballage, Kalen, at Arizona State (Sep 10, 2016)
Pass attempts	49	Conque, Zach, vs Stephen F. Austin (Sep 03, 2016)
Pass completions	28	Conque, Zach, vs Stephen F. Austin (Sep 03, 2016)
Yards Passing	351	Wilkins, Manny, at Arizona State (Sep 10, 2016)
TD Passes	3	HIGGINS, Ryan, vs Louisiana Tech (Sep 17, 2016)
Long Pass	76	HIGGINS, Ryan, vs Louisiana Tech (Sep 17, 2016)
Receptions	10	Liggins, Justic, vs Stephen F. Austin (Sep 03, 2016)
Yards Receiving	166	TAYLOR, Trent, vs Louisiana Tech (Sep 17, 2016)
TD Receptions	2	TAYLOR, Trent, vs Louisiana Tech (Sep 17, 2016)
Long Reception	76	TAYLOR, Trent, vs Louisiana Tech (Sep 17, 2016)
Field Goals	1	Ruiz, Storm, vs Stephen F. Austin (Sep 03, 2016)
		Gonzalez, Zane, at Arizona State (Sep 10, 2016)
		BARNES, J., vs Louisiana Tech (Sep 17, 2016)
		Wyman, Matthew, vs Kansas (Sep 29, 2016)
Long Field Goal	43	Ruiz, Storm, vs Stephen F. Austin (Sep 03, 2016)
		Gonzalez, Zane, at Arizona State (Sep 10, 2016)
Punts	10	Moos, Cole, vs Kansas (Sep 29, 2016)
Punting Avg	55.0	Haack, Matt, at Arizona State (Sep 10, 2016)
Long Punt	63	Lewallen, Caleb, vs Stephen F. Austin (Sep 03, 2016)
Punts inside 20	3	Haack, Matt, at Arizona State (Sep 10, 2016)
Long Punt Return	36	Hart, Trae, vs Stephen F. Austin (Sep 03, 2016)
Long Kickoff Return	28	White, Tim, at Arizona State (Sep 10, 2016)
		HENDERSON, C., vs Louisiana Tech (Sep 17, 2016)
Tackles	12	COOPER, S., vs Louisiana Tech (Sep 17, 2016)
Sacks	2.0	Armstrong, D., vs Kansas (Sep 29, 2016)
Tackles For Loss	3.5	COOPER, S., vs Louisiana Tech (Sep 17, 2016)
Interceptions	2	Hayes, D., at Arizona State (Sep 10, 2016)

OPPONENT TEAM GAME HIGHS

Rushes	53	at Arizona State (Sep 10, 2016)
Yards Rushing	301	at Arizona State (Sep 10, 2016)
Yards Per Rush	7.2	vs Louisiana Tech (Sep 17, 2016)
TD Rushes	7	at Arizona State (Sep 10, 2016)
Pass attempts	55	vs Stephen F. Austin (Sep 03, 2016)
Pass completions	31	vs Stephen F. Austin (Sep 03, 2016)
Yards Passing	351	at Arizona State (Sep 10, 2016)
Yards Per Pass	9.7	vs Louisiana Tech (Sep 17, 2016)
TD Passes	3	vs Louisiana Tech (Sep 17, 2016)
Total Plays	90	vs Stephen F. Austin (Sep 03, 2016)
		at Arizona State (Sep 10, 2016)
Total Offense	652	at Arizona State (Sep 10, 2016)
Yards Per Play	8.4	vs Louisiana Tech (Sep 17, 2016)
Points	68	at Arizona State (Sep 10, 2016)
Sacks By	3	vs Kansas (Sep 29, 2016)
First Downs	34	at Arizona State (Sep 10, 2016)
Penalties	8	vs Louisiana Tech (Sep 17, 2016)
Penalty Yards	89	vs Louisiana Tech (Sep 17, 2016)
Turnovers	3	vs Stephen F. Austin (Sep 03, 2016)
Interceptions By	2	at Arizona State (Sep 10, 2016)
Punts	10	vs Kansas (Sep 29, 2016)
Punting Avg	52.0	at Arizona State (Sep 10, 2016)
Long Punt	63	vs Stephen F. Austin (Sep 03, 2016)
Punts inside 20	4	at Arizona State (Sep 10, 2016)
Long Punt Return	36	vs Stephen F. Austin (Sep 03, 2016)



GAME 1 • TEXAS TECH 69, STEPHEN F. AUSTIN 17

LUBBOCK, Texas -- Patrick Mahomes threw for four touchdowns and ran for two more to lead Texas Tech past Stephen F. Austin 69-17 on Saturday.

The Lumberjacks couldn't stop the Red Raiders offense and couldn't get theirs on track for much of the game.

Mahomes, who was pulled midway through the third quarter, completed 30 of 43 passes for 483 yards; he rushed for 57 more.

Six Red Raiders receivers had yardage totals greater than 47 yards and the team had 10 plays of 20 yards or longer.

"This is a potent offense," Lumberjacks coach Clint Conque said. "We obviously realized it was going to be a tough get for us as a football team."

The win gave Texas Tech (1-0) its 16th straight win over FCS opponents, including three against the Lumberjacks (0-1).

Texas Tech coach Kliff Kingsbury wasn't too pleased with the offensive early on.

"I just didn't think offensively we played very technical -- kind of some streetball going on early," he said.

SCORING SUMMARY

QTR	Time	Team	Scoring Play	Drive / Time
1st	12:22	TTU	Batson, C. 13 yd pass from Mahomes, P. (Hatfield, C. kick)	10-75 / 2:38
	06:03	TTU	Coutee, K. 6 yd run (Hatfield, C. kick)	5-45 / 1:12
	01:10	TTU	Mahomes, P. 3 yd run (Hatfield, C. kick)	8-69 / 2:46
2nd	13:12	TTU	Mahomes, P. 7 yd run (Hatfield, C. kick)	6-78 / 1:40
	12:15	TTU	Giles, J. 22 yd pass from Mahomes, P. (Hatfield, C. kick)	1-22 / 0:08
	09:24	SFA	Ruiz, S. 43 yd field goal	11-49 / 2:51
	04:33	TTU	Cantrell, D. 8 yd pass from Mahomes, P. (Hatfield, C. kick)	4-93 / 1:20
	00:17	TTU	Hatfield, C. 31 yd field goal	10-86 / 3:23
3rd	07:50	TTU	Lauderdale, D. 14 yd pass from Mahomes (Hatfield, C. kick)	10-80 / 2:43
	02:42	SFA	Liggins, J. 9 yd pass from Conque, Z. (Ruiz, S. kick)	10-84 / 2:53
	01:08	TTU	Hatfield, C. 43 yd field goal	9-55 / 1:34
4th	12:11	SFA	Pace, T. 38 yd pass from Taylor, H. (Ruiz, S. kick)	5-75 / 1:38
	03:25	TTU	High, J. 9 yd pass from Shimonek, N. (Hatfield, C. kick)	12-70 / 3:31
	01:10	TTU	Dauphine, C. 27 yd run (Hatfield, C. kick)	1-27 / 0:18

RUSHING: Texas Tech - Mahomes, P. 10-57; Felton, Dem. 5-28; Stockton, J. 6-25; Dauphine, Corey 2-25; Coutee, Keke 1-6; Woodward, Caleb 1-2; Shimonek, Nic 3-minus 18. SFA - West, Joshawa 12-51; Amous, Kijana 7-36; Shaw, Jamall 5-5; Whitaker, Jacobly 2-minus 1; Taylor, Hunter 2-minus 5; TEAM 1-minus 9; Conque, Zach 6-minus 19.

PASSING: Texas Tech - Mahomes, P. 30-43-0-483; Shimonek, Nic 18-28-1-150. SFA - Conque, Zach 28-49-2-246; Taylor, Hunter 3-6-0-66.

RECEIVING: Texas Tech - Lauderdale, D. 7-49; High, Ja'Deion 6-54; Knutson, Kash 5-45; Giles, Jonathan 4-89; Stockton, J. 4-66; Batson, Cameron 3-24; White, Quinton 3-16; Davis, Reginald 2-80; Cantrell, Dylan 2-62; Willies, D. 2-47; Sadler, Ian 2-38; Brown, Tony 2-10; Vasher, T.J. 2-9; Shorts, Quan 1-16; Coutee, Keke 1-12; Rittimann, H. 1-9; Felton, Dem. 1-7. SFA - Liggins, Justice 10-80; Piper, Aaron 5-50; Sylvester, Robert 3-10; Pace, Tamrick 2-48; Hart, Trae 2-34; Hill, Kiki 2-20; Jones, Nick 2-19; West, Joshawa 2-9; Amous, Kijana 1-21; Taylor, Will 1-11; Ruffin, DeQuann 1-10.

INTERCEPTIONS: Texas Tech - Ward, Keenon 1-0; Nguema, Thierry 1-0. SFA - Starnes, Zack 1-0

TACKLES (UA-A): Texas Tech - Madison, Tevin 4-2; Jenkins, Malik 3-3; Nelson, Justis 5-0; Pipkins, Ondre 5-0; Ward, Keenon 5-0; Polite-Bray, DJ 4-0; Johnson, Jah. 2-2; Williams, Kris 2-2; Moore, Kevin 3-0; Hinton, D'Vonta 3-0; Brooks, Jordyn 2-1; Stice, Luke 2-1. SFA - Muhammad, Ahmad 4-3; Smith, Trevon 5-0; Walls, Marlon 5-0; Hall, Zach 4-1; Stone, George 3-1; Ghansah, Lawrence 2-2; Kanipes, Zack 2-2; Ward, Alize 3-0; Martin, Patrick 3-0; Starnes, Zack 3-0; Gregory, Alex 3-0; Williams, Germod 3-0; Miller, Price 2-1; Martin, Jack 2-1

TEAM STATISTICS

	SFA	TTU
FIRST DOWNS	24	37
RUSHES-YARDS (NET)	35-58	28-125
PASSING YDS (NET)	312	633
Passes Att-Comp-Int	55-31-2	71-48-1
TOTAL OFFENSE PLAYS-YARDS	90-370	99-758
Fumble Returns-Yards	0-0	0-0
Punt Returns-Yards	1-36	4-75
Kickoff Returns-Yards	7-146	2-42
Interception Returns-Yards	1-0	2-0
Punts (Number-Avg)	8-39.8	5-32.6
Fumbles-Lost	2-1	0-0
Penalties-Yards	3-25	7-42
Possession Time	30:46	29:14
Third-Down Conversions	5 of 17	7 of 15
Fourth-Down Conversions	0 of 2	0 of 1
Red-Zone Scores-Chances	2-3	9-9
Sacks By: Number-Yards	2-18	5-35

GAME 2 • ARIZONA STATE 68, TEXAS TECH 55

TEMPE, Ariz. -- Kalen Ballage tied an NCAA record by scoring eight touchdowns and had 185 all-purpose yards, helping Arizona State outlast Texas Tech 68-55 in a wild game Saturday night.

Two teams known for scoring points in bunches put on an offensive show in the desert, trading big plays and touchdowns on seemingly every snap.

Arizona State (2-0) opened up its playbook in an attempt to keep up with the Red Raiders.

Ballage was the focal point, scoring seven touchdowns on direct-snap runs and another on a 39-yard, double-reverse flea flicker. The junior matches the record set by Illinois' Howard Griffin in 1990.

Texas Tech (1-1) tried to keep up behind Patrick Mahomes, who threw for 540 yards and two touchdowns. The Red Raiders bogged down offensively in the second half, though, and had little defense against the quick-snapping Sun Devils.

Mahomes had two passes intercepted by Gump Hayes, including one that set up Ballage's seventh TD in the fourth quarter.

Ballage followed with a 75-yard run up the middle to match the record on his 13th touch of the game. He also tied the FBS record with four touchdowns in the second quarter.

SCORING SUMMARY

QTR	Time	Team	Scoring Play	Drive / Time
1st	10:13	ASU	Harry, N'Keal 10 yd pass from Wilkins, M. (Gonzalez, Z. kick)	6-43 / 1:44
	07:12	TTU	Mahomes, P. 1 yd run (Hatfield, C. kick)	8-47 / 3:00
	05:33	ASU	TEAM safety	
	01:14	TTU	Willies, D. 59 yd pass from Mahomes, P. (Hatfield, C. kick)	6-98 / 1:46
2nd	13:17	ASU	Ballage, K. 1 yd run (Gonzalez, Z. kick)	7-75 / 2:57
	12:55	TTU	Stockton, J. 75 yd pass from Mahomes, P. (Hatfield, C. kick)	2-75 / 0:22
	11:18	ASU	Ballage, K. 39 yd pass from Wilkins, M. (Gonzalez, Z. kick)	4-85 / 1:24
	08:30	ASU	Ballage, K. 1 yd run (Gonzalez, Z. kick)	5-50 / 1:53
	05:21	TTU	Cantrell, D. 11 yd pass from Mahomes (Hatfield kick failed)	9-75 / 3:09
	02:17	ASU	Ballage, K. 4 yd run (Gonzalez, Z. kick)	9-74 / 2:55
	00:53	TTU	Giles, J. 13 yd pass from Mahomes, P. (Hatfield, C. kick)	9-75 / 1:24
3rd	11:45	TTU	Stockton, J. 1 yd run (Hatfield, C. kick)	9-75 / 3:15
	08:32	ASU	Ballage, K. 2 yd run (Gonzalez, Z. kick)	7-84 / 3:08
	00:43	ASU	Ballage, K. 7 yd run (Gonzalez, Z. kick)	15-80 / 5:00
4th	10:57	ASU	Ballage, K. 1 yd run (Gonzalez, Z. kick)	1-1 / 0:04
	09:23	TTU	Felton, D. 5 yd run (Hatfield, C. kick)	6-75 / 1:34
	09:11	ASU	Ballage, K. 75 yd run (Gonzalez, Z. kick)	1-75 / 0:12
	08:16	TTU	Batson, C. 66 yd pass from Mahomes, P. (Hatfield, C. kick)	4-75 / 0:55
	03:04	ASU	Gonzalez, Z. 43 yd field goal	11-53 / 5:06

RUSHING: Texas Tech - Mahomes, P. 11-44; Stockton, J. 7-20; Felton, Dem. 1-5; White, Quinton 2-4; Team 1-minus 1. Arizona State - Ballage, Kalen 13-137; Richard, Demario 30-109; Wilkins, Manny 10-55.

PASSING: Texas Tech - Mahomes, P. 38-53-2-540. Arizona State - Wilkins, Manny 28-37-0-351.

RECEIVING: Texas Tech - Batson, Cameron 9-148; Giles, Jonathan 9-71; Lauderdale, D. 7-57; Stockton, J. 3-95; Cantrell, Dylan 3-25; White, Quinton 2-34; Willies, D. 1-59; Sadler, Ian 1-22; Davis, Reginald 1-16; Coutee, Keke 1-8; Felton, Dem. 1-5. Arizona State - Harry, N'Keal 6-72; White, Tim 6-40; Harvey, Jalen 4-39; Richard, Demario 3-31; Gammage, Fred 3-31; Kohl, Kody 2-67; Ballage, Kalen 2-48; Smith, Cameron 2-23.

INTERCEPTIONS: Texas Tech - None; Arizona State- Hayes, D. 2-19.

TACKLES (UA-A): Texas Tech - Brooks, Jordyn 10-0; Jenkins, Malik 7-1; Stice, Luke 7-0; Nguema, Thierry 7-0; Nelson, Justis 5-1; Ward, Keenon 5-1; Johnson, Jah. 4-1; Polite-Bray, DJ 4-1; Williams, Kris 4-0; Hill, Kolin 3-1; Stringer, B. 3-0; Madison, Tevin 3-0; Moore, Gary 3-0; Gilmore, L. 3-0. Arizona State - Orr, Kareem 8-0; Perry, Armand 5-2; Hayes, D. 5-1; Latu, Alani 4-1; Calhoun, DJ 4-1; Wicker, JoJo 4-0; Crump, Koron 3-0; Mendoza, Carlos 1-2;

TEAM STATISTICS

	TTU	ASU
FIRST DOWNS	28	34
RUSHES-YARDS (NET)	22-72	53-301
PASSING YDS (NET)	540	351
Passes Att-Comp-Int	53-38-2	37-28-0
TOTAL OFFENSE PLAYS-YARDS	75-612	90-652
Fumble Returns-Yards	0-0	0-0
Punt Returns-Yards	1-0	2-14
Kickoff Returns-Yards	0-0	8-179
Interception Returns-Yards	0-0	2-19
Punts (Number-Avg)	4-43.0	4-52.0
Fumbles-Lost	1-0	0-0
Penalties-Yards	9-94	6-60
Possession Time	23:46	36:14
Third-Down Conversions	6 of 13	9 of 16
Fourth-Down Conversions	1 of 1	2 of 2
Red-Zone Scores-Chances	5-5	7-7
Sacks By: Number-Yards	0-0	2-9



GAME 3 • TEXAS TECH 59, LOUISIANA TECH 45

LUBBOCK, Texas -- Patrick Mahomes II threw for five touchdowns, three to Jonathan Giles, and ran for another to lead Texas Tech past Louisiana Tech 59-45 on Saturday night.

Giles finished with six catches for 186 yards.

Mahomes threw touchdown passes of 64, 36, 9, 42 and 4. The junior, who came into the game leading the nation in total offense, completed 26 of 36 passes for 470 yards.

Demarcus Felton rushed for 123 yards on 16 carries and had two touchdowns.

The Bulldogs fell behind 35-10 and couldn't quell the Red Raiders up-tempo offense enough to pull off a comeback. They got within 11 points twice.

The Red Raiders (2-1) didn't punt at all on Saturday and scored on six of their first seven possessions.

Jarred Craft had 151 yards on 21 carries and Trent Taylor caught six passes for 166 yards for the Bulldogs (1-2).

SCORING SUMMARY

QTR	Time	Team	Scoring Play	Drive / Time
1st	09:57	TTU	Felton, D. 12 yd run (Hatfield, C. kick),	12-75 / 5:03
	04:06	LATECH	BARNES, J. 20 yd field goal,	13-77 / 5:51
	03:41	TTU	Giles, J. 64 yd pass from Mahomes (Hatfield kick)	2-75 / 0:25
	02:07	TTU	Giles, J. 36 yd pass from Mahomes (Hatfield kick)	3-63 / 0:37
2nd	14:45	LATECH	MCKNIGHT, K. 1 yd run (BARNES, J. kick)	6-71 / 2:22
	12:04	TTU	Cantrell, D. 9 yd pass from Mahomes (Hatfield kick)	9-75 / 2:41
	09:01	TTU	Giles, J. 42 yd pass from Mahomes (Hatfield kick)	5-64 / 1:58
	00:09	LATECH	CRAFT, J. 1 yd run (BARNES, J. kick)	9-78 / 2:09
3rd	10:24	LATECH	MCKNIGHT, K. 1 yd run (BARNES, J. kick)	12-75 / 4:36
	06:17	TTU	Batson, C. 4 yd pass from Mahomes (Hatfield kick)	11-75 / 4:07
	04:40	LATECH	HENDERSON, C. 54 yd pass from HIGGINS (BARNES, J. kick)	4-75 / 1:37
4th	14:21	TTU	Felton, D. 8 yd run (Hatfield, C. kick)	11-75 / 5:19
	07:10	TTU	Hatfield, C. 24 yd field goal	8-53 / 2:48
	06:22	LATECH	TAYLOR, T. 76 yd pass from HIGGINS, R. (BARNES kick)	2-75 / 0:48
	02:33	TTU	Mahomes, P. 2 yd run (Hatfield, C. kick)	8-61 / 3:49
	00:23	LATECH	TAYLOR, T. 37 yd pass from HIGGINS, R. (BARNES, J. kick)	6-75 / 2:10

RUSHING: Louisiana Tech - CRAFT, Jarred 21-151; HIGGINS, Ryan 8-57; BONNETTE, R. 1-29; HENDERSON, C. 1-11; SCOTT, Boston 2-7; MCKNIGHT, K. 3-6. **Texas Tech-** Felton, Dem. 16-123; Mahomes II, Patrick 12-37; Stockton, Justin 11-34; White, Jr., Quinton 2-4; Team 2-minus 2.

PASSING: Louisiana Tech - HIGGINS, Ryan 20-32-0-311. **Texas Tech-** Mahomes II, Patrick 26-36-0-470.

RECEIVING: Louisiana Tech - HENDERSON, C. 9-130; TAYLOR, Trent 7-166; SMITH, Alfred 2-4; SCOTT, Boston 1-9; CRAFT, Jarred 1-2. **Texas Tech-** Giles, Jonathan 6-186; Cantrell, Dylan 6-81; Willies, Derrick 3-38; Stockton, Justin 3-30; Sadler, Ian 2-53; Batson, Cameron 2-25; Lauderdale, Devin 1-27; White, Jr., Quinton 1-12; Coutee, Keke 1-9; Davis III, Reginald 1-9.

INTERCEPTIONS: Louisiana Tech - None. **Texas Tech-** None.

FUMBLES: Louisiana Tech- CRAFT, Jarred 1-0. **Texas Tech-** Mahomes II, Patrick 1-0.

TACKLES (UA-A): Louisiana Tech - COOPER, S. 11-1; FARRIS, Russell 5-3; HARRIS, Jordan 6-1; KING, DaMarion 4-1; WOODS, Xavier 4-0; FERGUSON, J. 3-1; SANTOS, Dalton 2-2; GROGAN, Lloyd 3-0; NOLAND, C. 3-0; YDARRAGA, M. 2-0; DUNN, Roland 2-0; GARNER, K. 2-0; TURNER, I. 1-0; BRADFORD, J. 1-0; LEWIS, Ronald 1-0; SAM, Prince 1-0; TRAVIS, Darrell 1-0; LEWIS, Darryl 0-1; WOODALL, Alex 0-1; SPENCER, Trey 0-1. **Texas Tech-** Johnson, Jah'Shawn 8-0; Brooks, Jordyn 4-3; Hinton, D'Vonta 4-2; Jenkins, Malik 3-2; Coleman, Douglas 3-2; Nguema, Thierry 4-0; Hill, Kolin 3-0; Nelson, Justis 2-1; Ward, Keenon 2-0; Moore, Gary 1-1; Wallace, Joseph 1-1; Williams, Kris 1-1; Pipkins, Ondre 1-1; Fehoko, Breiden 1-0; Allen, Kisean 1-0; Wesley, Antoine 1-0; Hendrix, Payton 1-0; Ward, Da'Leon 0-1; Stice, Luke 0-1.

TEAM STATISTICS

	LATECH	TTU
FIRST DOWNS	27	35
RUSHES-YARDS (NET)	36-261	43-196
PASSING YDS (NET)	311	470
Passes Att-Comp-Int	32-20-0	36-26-0
TOTAL OFFENSE PLAYS-YARDS	68-572	79-666
Fumble Returns-Yards	0-0	0-0
Punt Returns-Yards	0-0	2-10
Kickoff Returns-Yards	4-82	1-18
Interception Returns-Yards	0-0	0-0
Punts (Number-Avg)	3-40.3	0-0.0
Fumbles-Lost	1-0	1-0
Penalties-Yards	8-89	11-95
Possession Time	27:54	32:06
Third-Down Conversions	4 of 10	8 of 10
Fourth-Down Conversions	1 of 2	0 of 0
Red-Zone Scores-Chances	4-4	6-7
Sacks By: Number-Yards	2-20	1-4

GAME 4 • TEXAS TECH 55, KANSAS 19

LUBBOCK, Texas -- Backup quarterback Nic Shimonek threw for four touchdowns and 271 yards to lead Texas Tech past Kansas 55-19 Thursday night in each team's Big 12 opener.

Shimonek came in after starter Patrick Mahomes

II, who also threw for four TDs, got injured in the third quarter.

Mahomes, who threw for 277 yards and had one interception, left the game after a 32-yard run that ended with him going down hard on his right shoulder. After being checked briefly on the sideline, he tried to throw one pass before going into the locker room for further evaluation.

Shimonek threw TDs for 4, 37, 31 and 59 yards, while Mahomes' scoring strikes were for 14, 18, 17 and 6.

Jonathan Giles led Texas Tech (3-1) with 12 catches for 219 yards. The defeat for Kansas (1-3) made it 40 straight losses in games away from Lawrence, Kansas. The Red Raiders have scored at least 50 points in nine straight home games.

SCORING SUMMARY

QTR	Time	Team	Scoring Play	Drive / Time
1st	13:18	TTU	Giles, Jonathan 14 yd pass from Mahomes (Hatfield kick),	5-75 1:42
	09:55	TTU	Batson, Cameron 18 yd pass from Mahomes (Hatfield kick),	8-73 2:30
2nd	14:53	KU	Loneker, Keith safety,	
	07:35	TTU	Lauderdale, Devin 17 yd pass from Mahomes (Hatfield kick),	7-61 2:26
	05:12	KU	Harrell, Chase 18 yd pass from Willis, Ryan (Wyman, kick),	7-75 2:23
	00:48	TTU	Willies, Derrick 6 yd pass from Mahomes (Hatfield kick),	11-75 4:24
3rd	12:18	KU	Sims, Steven 11 yd pass from Cozart, Montell (Wyman kick),	7-39 2:16
	07:22	KU	Wyman, Matthew 35 yd field goal	9-20 3:11
	04:56	TTU	Cantrell, Dylan 4 yd pass from Shimonek (Hatfield kick failed)	7-75 2:26
	00:00	TTU	Coutee, Keke 37 yd pass from Shimonek, Nic (Hatfield kick),	9-68 4:37
4th	08:41	TTU	Coutee, Keke 31 yd pass from Shimonek, Nic (Hatfield, kick),	3-86 1:31
	04:54	TTU	Giles, Jonathan 59 yd pass from Shimonek, Nic (Hatfield kick),	5-84 1:40

RUSHING: Kansas-Kinner, Ke'aun 9-45; Herbert, Khalil 7-22; Taylor Martin 4-13; Stanley, Carter 1-3; Loneker, Keith 1-0; Evans, Denzell 1-minus 1; TEAM 1-minus 7; Willis, Ryan 4-minus 29. **Texas Tech-** Felton, Dem. 11-48; Mahomes II, Patrick 8-27; Stockton, Justin 3-7; Shimonek, Nic 1-minus 2; Baughman, Erik 1-minus 7. **PASSING:** Kansas-Willis, Ryan 14-26-0-142; Cozart, Montell 9-20-1-97; Stanley, Carter 2-2-0-11. **Texas Tech-** Mahomes II, Patrick 27-34-1-277; Shimonek, Nic 15-21-0-271.

RECEIVING: Kansas-Sims, Steven 6-59; Johnson, Ben 5-86; Gonzalez, L. 5-51; Booker, J. 3-14; Harrell, Chase 2-24; Barbel, Shakiem 1-9; Hartzog, Bobby 1-5; Kinner, Ke'aun 1-3; Herbert, Khalil 1-minus 1. **Texas Tech-** Giles, Jonathan 12-219; Batson, Cameron 8-88; Cantrell, Dylan 5-70; Lauderdale, Devin 4-24; Coutee, Keke 3-73; Sadler, Ian 3-35; Felton, Dem. 2-13; Stockton, Justin 2-minus 8; Brown, Tony 1-19; White, Jr., Quinton 1-9; Willies, Derrick 1-6.

INTERCEPTIONS: Kansas-Smithson, Fish 1-0. **Texas Tech-** Johnson, Jah'Shawn 1-0.

FUMBLES: Kansas-TEAM 1-1; Willis, Ryan 1-0. **Texas Tech-** Mahomes II, Patrick 1-0;

Baughman, Erik 1-0; Batson, Cameron 1-1.

SACKS (UA-A): Kansas-Armstrong, D. 2-0; Rosser, Cameron 1-0. **Texas Tech-**Williams, Kris 3-0; Fehoko, Breiden 1-0.

TACKLES (UA-A): Kansas-Lee, Mike 8-1; Arnick, C. 4-1; Roberts, M. 4-1; Smithson, Fish 3-2; Shaw, Tevin 3-2; Miller, Tyrone 4-0; Mosby, Damani 3-1; Armstrong, D. 3-0; Rosser, Cameron 3-0; Tormeden, Bryce 2-1; Ogletree, M. 2-0; Loneker, Keith 1-1; Bates, Bazie 1-1; Graham, Chevy 1-1; Bean, Isaiah 1-1; Wise, Daniel 1-1; Stewart, B. 1-0; Davis, Deelsaac 1-0; Olobia, Anthony 1-0; Williams, D.J. 1-0; Patrick, Tyler 1-0; Klusman, Logan 0-1; Neal, Derrick 0-1. **Texas Tech-** Smith, Desmond 5-1; Nguema, Thierry 5-0; Allen, Kisean 4-1; Polite-Bray, DJ 4-1; Johnson, Jah'Shawn 4-1; Stringer, Brayden 3-2; Williams, Kris 4-0; Washington, B. 3-0; Moore, Gary 2-1; Nelson, Justis 2-1; Brooks, Jordyn 2-1; Hill, Kolin 1-2; Hinton, D'Vonta 2-0; Fehoko, Breiden 2-0; Moore, Kevin 1-0; Thomas, Mychealon 1-0; Coleman, Douglas 1-0; Reed, Mason 0-1; Stice, Luke 0-1; Pipkins, Ondre 0-1.

TEAM STATISTICS

	KU	TTU
FIRST DOWNS	17	34
RUSHES-YARDS (NET)	28-46	24-73
PASSING YDS (NET)	250	548
Passes Att-Comp-Int	48-25-1	55-42-1
TOTAL OFFENSE PLAYS-YARDS	76-296	79-621
Fumble Returns-Yards	0-0	0-0
Punt Returns-Yards	0-0	3-10
Kickoff Returns-Yards	3-59	0-0
Interception Returns-Yards	1-0	1-0
Punts (Number-Avg)	10-37.7	4-40.0
Fumbles-Lost	2-1	3-1
Penalties-Yards	7-55	12-70
Possession Time	27:12	32:48
Third-Down Conversions	6 of 18	4 of 10
Fourth-Down Conversions	0 of 0	0 of 2
Red-Zone Scores-Chances	3-3	5-5
Sacks By: Number-Yards	3-32	4-28



THE LAST TIME TEXAS TECH...

OFFENSE (TEAM)

SCORING (All Games)

Scored 50 or more points	59, vs. Kansas (2016)
Scored 60 or more points	69, vs. Stephen F. Austin (2016)
Scored 70 or more points	75, vs. Northwestern State (2007)
Scored 80 or more points	80, vs. Sam Houston State (2005)

Was held to 10 or fewer points	6, vs. #2 Oklahoma State (2011)
Was held to 7 or fewer points	6, vs. #2 Oklahoma State (2011)
Was held to 3 or fewer points	3, at #20 TCU (2006)
Was shutout	0, at #2 Nebraska (1997)
Was shutout in back-to-back games	vs. SMU, 0-14, at Rice, 0-14 (1962)
Was held without an offensive touchdown	vs. #2 Oklahoma State (2011)
Was held without a touchdown	at #20 TCU (2006)

Allowed 50 or more points	68, at Arizona State (2016)
Allowed 60 or more points	68, at Arizona State (2016)
Allowed 70 or more points	70, vs. #12 Oklahoma State (2015)
Allowed 80 or more points	82, at #10 TCU (2014)

Shutout opponent	vs. Southeastern Louisiana, 62-0 (2006)
Shutout opponent in back-to-back games	at Texas Wesleyan, 13-0 at New Mexico, 27-0 (1949)
Shutout opponent in a half	at Kansas, 20-0 (2015)
Held opponent without an offensive touchdown	vs. Northwestern State, 44-6 (2012)

SCORING (Home Games)

Scored 50 or more points	59, vs. Kansas (2016)
Scored 60 or more points	69, vs. Stephen F. Austin (2016)
Scored 70 or more points	75, vs. Northwestern State (2007)
Scored 80 or more points	80, vs. Sam Houston State (2005)

Was held to 10 or fewer points	6, vs. #2 Oklahoma State (2011)
Was held to 7 or fewer points	6, vs. #2 Oklahoma State (2011)
Was held to 3 or fewer points	3, vs. #1 Nebraska (2000)
Was shutout	0, vs. #20 Arkansas (1987)
Was held without an offensive touchdown	vs. #2 Oklahoma State (2011)
Was held without a touchdown	vs. #1 Nebraska (2000)

Allowed 50 or more points	70, vs. #12 Oklahoma State (2015)
Allowed 60 or more points	70, vs. #12 Oklahoma State (2015)

Shutout opponent	vs. Southeastern Louisiana, 62-0 (2006)
Held opponent without an offensive touchdown	vs. Northwestern State, 44-6 (2012)
Shutout opponent in a half	vs. #24 TCU (2013)

SCORING (Away Games)

Scored 50 or more points	55, at Arizona State (2016)
Scored 60 or more points	63, at #19 Kansas (2008)
Scored 70 or more points	N/A

Was held to 10 or fewer points	7, at #16 Oklahoma (2010)
Was held to 7 or fewer points	7, at #16 Oklahoma (2010)
Was held to 3 or fewer points	3, at #20 TCU (2006)
Was shutout	0, at #2 Nebraska (1997)
Was held without an offensive touchdown	at #20 TCU (2006)
Was held without a touchdown	at #20 TCU (2006)

Allowed 50 or more points	68, at Arizona State (2016)
Allowed 60 or more points	68, at Arizona State (2016)
Allowed 70 or more points	82, at #10 TCU (2014)

Shutout opponent	at Baylor, 28-0 (2005)
Held opponent without an offensive touchdown	at #20 TCU, 3-12 (2006)
Shutout opponent in a half	at Kansas, 20-0 (2015)

TOTAL OFFENSE

Had 550 or more total yards	621, vs. Kansas (2016)
Had 600 or more total yards	621, vs. Kansas (2016)
Had 650 or more total yards	666, vs. Louisiana Tech (2016)
Had 700 or more total yards	758, vs. Stephen F. Austin (2016)
Had 750 or more total yards	758, vs. Stephen F. Austin (2016)

Was held to 300 or fewer total yards	270, vs. #2 Oklahoma State (2011)
Was held to 250 or fewer total yards	144, vs. #4 Texas (2010)
Was held to 200 or fewer total yards	144, vs. #4 Texas (2010)
Was held to 150 or fewer total yards	144, vs. #4 Texas (2010)
Was held to 100 or fewer total yards	90, vs. #8 Miami (Fla.) (1990)

RUSHING ATTEMPTS

Had 40 or more rushing attempts	43, vs. Louisiana Tech (2016)
Had 45 or more rushing attempts	51, at Texas (2015)
Had 50 or more rushing attempts	51, at Texas (2015)
Had 55 or more rushing attempts	55, at Baylor (1999)
Had 60 or more rushing attempts	61, vs. North Texas (1998)
Had 64 or more rushing attempts	64, vs. #20 Texas A&M (1997)

Was held to 20 or fewer rushing attempts	14, at #22 Kansas State (2014)
Was held to 15 or fewer rushing attempts	14, at #22 Kansas State (2014)
Was held to 10 or fewer rushing attempts	7, at #15 Texas (2007)

RUSHING OFFENSE

Had 200 or more rushing yards	293, at Texas (2015)
Had 250 or more rushing yards	293, at Texas (2015)
Had 300 or more rushing yards	325, vs. New Mexico (2012)
Had 350 or more rushing yards	453, vs. Louisiana-Lafayette (1997)
Had 400 or more rushing yards	453, vs. Louisiana-Lafayette (1997)
Had 450 or more rushing yards	482, vs. Baylor (1996)

Was held to 50 or fewer rushing yards	29, vs. #22 LSU (2015)
Was held to 40 or fewer rushing yards	29, vs. #22 LSU (2015)
Was held to 30 or fewer rushing yards	29, vs. #22 LSU (2015)
Was held to 20 or fewer rushing yards	-14, vs. #25 Texas (2010)
Was held to 10 or fewer rushing yards	-14, vs. #25 Texas (2010)
Was held to negative rushing yards	-14, vs. #25 Texas (2010)

RUSHING TOUCHDOWNS

Had 4 or more rushing touchdowns	4, vs. Stephen F. Austin (2016)
Had 5 or more rushing touchdowns	5, at Texas (2015)
Was held without a rushing touchdown	vs. Kansas (2016)
Was held without a rushing TD in back-to-back games	at #24 Oklahoma State/at #22 Kansas State (2014)
Was held without a rushing TD in 3 consecutive games	5 games (2006)

PASSING ATTEMPTS

Had 60 or more passing attempts	71, vs. Stephen F. Austin (2016)
Had 65 or more passing attempts	71, vs. Stephen F. Austin (2016)
Had 70 or more passing attempts	71, vs. Stephen F. Austin (2016)
Had 75 or more passing attempts	78, vs. Iowa State (2003)

Was held to 35 or fewer passing attempts	31, at Arkansas (2015)
Was held to 30 or fewer passing attempts	25, vs. Nebraska (2008)
Was held to 25 or fewer passing attempts	25, vs. Nebraska (2008)
Was held to 20 or fewer passing attempts	17, vs. Oklahoma (1999)
Was held to 15 or fewer passing attempts	14, vs. Iowa State (1999)
Was held to 10 or fewer passing attempts	10, at Texas (1997)



THE LAST TIME TEXAS TECH...

PASSING COMPLETIONS

Had 47 or more passing completions	48, vs. Stephen F. Austin (2016)
Had 48 or more passing completions	48, vs. Stephen F. Austin (2016)
Had 49 or more passing completions	50, vs. SMU (2007)
Had 50 or more passing completions	50, vs. SMU (2007)
Had 51 or more passing completions	52, vs. Iowa State (2003)
Had 52 or more passing completions	52, vs. Iowa State (2003)

Was held to 20 or fewer passing completions	17, at UTEP (2014)
Was held to 16 or fewer passing completions	16, vs. #13 Alabama (2005)
Was held to 10 or fewer passing completions	9, vs. Oklahoma (1999)
Was held to 8 or fewer passing completions	8, vs. Iowa State (1999)
Was held to 5 or fewer passing completions	3, at Texas (1997)

PASSING OFFENSE

Had 400 or more passing yards	548, vs. Kansas (2016)
Had 450 or more passing yards	548, vs. Kansas (2016)
Had 500 or more passing yards	548, vs. Kansas (2016)
Had 550 or more passing yards	633, vs. Stephen F. Austin (2016)
Had 600 or more passing yards	633, vs. Stephen F. Austin (2016)
Had 650 or more passing yards	669, vs. Kansas State (2005)

Was held to 200 or fewer passing yards	199, at West Virginia (2015)
Was held to 150 or fewer passing yards	144, at #16 Oklahoma (2010)
Was held to 100 or fewer passing yards	74, vs. Oklahoma State (1998)
Was held to 50 or fewer passing yards	42, vs. Rice (1989)

PASSING TOUCHDOWNS

Had 5 or more passing touchdowns	8, vs. Kansas (2016)
Had 6 or more passing touchdowns	8, vs. Kansas (2016)
Had 7 or more passing touchdowns	8, vs. Kansas (2016)
Had 8 or more passing touchdowns	8, vs. Kansas (2016)

Was held without a passing TD	vs. Texas (2014)
Was held without a passing TD in back-to-back games	vs. Oklahoma/at #24 OSU (1997)
Was held without a passing TD in 3 consecutive games	7 games (1997)

PASSING INTERCEPTIONS

Had 3 or more passing interceptions	4, at #15 Oklahoma (2015)
Had 4 or more passing interceptions	4, at #15 Oklahoma (2015)
Had 5 or more passing interceptions	5, vs. #1 Oklahoma (2003)

Went 3 consecutive games without a passing INT	3 games (2011)
Went 4 consecutive games without a passing INT	5 games (1997)
Went 5 consecutive games without a passing INT	5 games (1997)

FUMBLES ALLOWED

Had 3 or more fumbles	3 (lost 0), vs. #22 LSU (2015)
Had 4 or more fumbles	4 (lost 3), vs. #5 Baylor (2014)
Had 5 or more fumbles	5 (lost 2), at #2 Texas (2009)
Had 6 or more fumbles	6 (lost 3), vs. #16 NC State (2002)
Had 7 or more fumbles	7 (lost 2), at #21 Kansas State (1996)

Went back-to-back games without a fumble	2 games (2008)
--	----------------

TURNOVERS ALLOWED

Had 4 or more turnovers	4, at Texas (2015)
Had 5 or more turnovers	5, vs. Texas A&M (2009)
Had 6 or more turnovers	6, vs. Colorado (2003)

Did not commit a turnover	vs. Louisiana Tech (2016)
Went back-to-back games without a turnover	2 games (2005)

DEFENSE (TEAM)

SCORING DEFENSE

Shutout its opponent	0, vs. Southeastern Louisiana (2006)
Allowed 3 or fewer points	0, vs. Southeastern Louisiana (2006)
Allowed 7 or fewer points	7, vs. Texas State (2013)
Allowed 10 or fewer points	7, vs. Texas State (2013)

Didn't allow an offensive touchdown	vs. Northwestern State (2012)
Didn't allow a touchdown	vs. Northwestern State (2012)

SCORING DEFENSE (Home Games)

Allowed 10 or fewer points	7, vs. Texas State (2013)
Allowed 7 or fewer points	7, vs. Texas State (2013)
Allowed 3 or fewer points	0, vs. Southeastern Louisiana (2006)
Shutout its opponent	vs. Southeastern Louisiana (2006)
Held its opponent without an offensive touchdown	0, vs. Southeastern Louisiana (2006)
Held its opponent without a touchdown	0, vs. Southeastern Louisiana (2006)

Allowed 50 or more points	70, vs. #12 Oklahoma State (2015)
Allowed 60 or more points	70, vs. #12 Oklahoma State (2015)

SCORING DEFENSE (Away Games)

Allowed 10 or fewer points	10, at Texas State (2012)
Allowed 7 or fewer points	7, at Baylor (2007)
Allowed 3 or fewer points	0, at Baylor (2005)
Shutout its opponent	0, at Baylor (2005)
Held its opponent without an offensive touchdown	at SMU (2007)
Held its opponent without a touchdown	at SMU (2007)

Allowed 50 or more points	68, at Arizona State (2016)
Allowed 60 or more points	68, at Arizona State (2016)
Allowed 70 or more points	82, at #10 TCU (2014)

TOTAL DEFENSE

Allowed 300 or fewer total yards	296, vs. Kansas (2016)
Allowed 250 or fewer total yards	240, vs. Texas State (2013)
Allowed 200 or fewer total yards	189, at Iowa State (2012)
Allowed 150 or fewer total yards	127, vs. New Mexico (2012)
Allowed 125 or fewer total yards	84, vs. Northwestern State (2012)
Allowed 100 or fewer total yards	84, vs. Northwestern State (2012)

Allowed 500 or more total yards	572, vs. Louisiana Tech (2016)
Allowed 550 or more total yards	572, vs. Louisiana Tech (2016)
Allowed 600 or more total yards	652, at Arizona State (2016)
Allowed 650 or more total yards	652, at Arizona State (2016)
Allowed 700 or more total yards	750, vs. #3 TCU (2015)
Allowed 750 or more total yards	750, vs. #3 TCU (2015)

DEFENSIVE FIRST DOWNS ALLOWED

Allowed 12 or fewer first downs	11, vs. Texas State (2013)
Allowed 10 or fewer first downs	8, vs. New Mexico (2012)
Allowed 9 or fewer first downs	8, vs. New Mexico (2012)
Allowed 7 or fewer first downs	6, vs. Northwestern State (2012)
Allowed 5 or fewer first downs	5, vs. North Texas (1998)

Allowed 30 or more first downs	34, at Arizona State (2016)
Allowed 35 or more first downs	35, at #15 Oklahoma (2015)

TACKLES FOR A LOSS

Recorded 12 or more tackles for a loss	12, vs. Texas State (2013)
Recorded 13 or more tackles for a loss	14, vs. Rice (2009)
Recorded 14 or more tackles for a loss	14, vs. Rice (2009)
Recorded 15 or more tackles for a loss	15, vs. Baylor (2002)

Was held without a tackle for a loss	0.0, vs. Houston (2010)
--------------------------------------	-------------------------



THE LAST TIME TEXAS TECH...

RUSHING DEFENSE

Allowed 70 or fewer rushing yards	46, vs. Kansas (2016)
Allowed 60 or fewer rushing yards	46, vs. Kansas (2016)
Allowed 50 or fewer rushing yards	46, vs. Kansas (2016)
Allowed 40 or fewer rushing yards	13, vs. Northwestern State (2012)
Allowed 30 or fewer rushing yards	13, vs. Northwestern State (2012)
Allowed 20 or fewer rushing yards	13, vs. Northwestern State (2012)
Allowed 10 or fewer rushing yards	9, vs. Fresno State (1998)
Allowed 0 or fewer rushing yards	-12, at #21 Kansas State (1996)
Allowed -10 or fewer rushing yards	-12, at #21 Kansas State (1996)

Allowed 250 or more rushing yards	261, vs. Louisiana Tech (2016)
Allowed 300 or more rushing yards	301, at Arizona State (2016)
Allowed 350 or more rushing yards	384, vs. #22 LSU (2015)
Allowed 400 or more rushing yards	403, at Texas (2015)
Allowed 450 or more rushing yards	469, at Missouri (2003)

DEFENSIVE SACKS

Had 4 or more sacks	4, vs. Kansas (2016)
Had 5 or more sacks	5, vs. Stephen F. Austin (2016)
Had 6 or more sacks	6, vs. Kansas (2009)

Was held without a sack in back-to-back games _____ 3, at Arkansas/vs. TCU/ vs. #5 Baylor (2015)

QUARTERBACK HURRIES

Had 5 or more quarterback hurries	7, vs. Kansas (2016)
Had 10 or more quarterback hurries	10, vs. Missouri (2002)
Had 13 or more quarterback hurries	13, at New Mexico (2002)
Had 15 or more quarterback hurries	16, vs. Oklahoma (2001)
Had 18 or more quarterback hurries	18, vs. Oklahoma State (2000)

Was held without a quarterback hurry in 3 consecutive games _____ 3 games (2014)
Was held without a quarterback hurry in 5 consecutive games _____ 5 games (2008)

PASSING DEFENSE

Allowed 100 or fewer passing yards	64, at Texas (2015)
Allowed 75 or fewer passing yards	64, at Texas (2015)
Allowed 60 or fewer passing yards	29, vs. Kansas (2012)
Allowed 50 or fewer passing yards	29, vs. Kansas (2012)
Allowed 45 or fewer passing yards	29, vs. Kansas (2012)
Allowed 40 or fewer passing yards	29, vs. Kansas (2012)
Allowed 30 or fewer passing yards	29, vs. Kansas (2012)
Allowed 25 or fewer passing yards	0, vs. Arkansas (1974)

Allowed 350 or more passing yards	351, at Arizona State (2016)
Allowed 400 or more passing yards	478, vs. #12 Oklahoma State (2015)
Allowed 450 or more passing yards	478, vs. #12 Oklahoma State (2015)
Allowed 500 or more passing yards	527, vs. #3 TCU (2015)

DEFENSIVE INTERCEPTIONS

Had 3 or more interceptions	3, vs. Iowa State (2015)
Had 4 or more interceptions	5, vs. SMU (2008)
Had 5 or more interceptions	5, vs. SMU (2008)
Had 6 or more interceptions	6, vs. Houston (1993)

Was held without an interception in 4 consecutive games _____ 5 games (2012)
Was held without an interception in 5 consecutive games _____ 5 games (2012)
Was held without an interception in 6 consecutive games _____ 6 games (2011-2012)

PASS BREAKUPS

Had 10 or more pass breakups	11, vs. Houston (2010)
Had 15 or more pass breakups	16, vs. Oklahoma State (2002)

Was held without a pass breakup _____ 0, at #25 Texas (2011)

FORCED TURNOVERS

Forced 3 or more turnovers	3, vs. Stephen F. Austin (2016)
Forced 4 or more turnovers	4, vs. Sam Houston State (2015)
Forced 5 or more turnovers	5, at #19 Kansas (2008)
Forced 6 or more turnovers	7, vs. Nebraska (2004)
Forced 7 or more turnovers	7, vs. Nebraska (2004)

Forced a turnover in back-to-back games _____ vs. #22 LSU, vs. Stephen F. Austin (2015-16)
Forced a turnover in 10 consecutive games _____ #5 BU, ISU, at KU, at #15 OU, vs. #12 OSU, at WVU, vs. KSU, at UT, #22 LSU, vs. Stephen F. Austin (2015-16)
Forced at least 2 turnovers in back-to-back games _____ SHSU, UTEP, at Arkansas (2015)
Forced at least 2 turnovers in 3 consecutive games _____ Iowa State, at Kansas, at #15 Oklahoma (2015)

Was held without a forced turnover in back-to-back games _____ at Arizona State, vs. Louisiana Tech (2016)
Was held without a forced turnover in 3 consecutive games _____ 5 games (2012)
Was held without a forced turnover in 3 consecutive games _____ 5 games (2012)

FORCED FUMBLES

Forced 4 or more fumbles	4 (lost 3), at Kansas (2013)
Forced 5 or more fumbles	5 (lost 4), vs. Colorado (1999)
Forced 6 or more fumbles	7 (lost 4), vs. #5 Nebraska (1996)
Forced 7 or more fumbles	7 (lost 4), vs. #5 Nebraska (1996)

Was held without a forced fumble in back-to-back games _____ at Arizona State, vs. Louisiana Tech (2016)
Was held without a forced fumble in 3 or more consecutive games _____ 5 games (2012)
Was held without a forced fumble in 4 or more consecutive games _____ 5 games (2012)
Was held without a forced fumble in 5 or more consecutive games _____ 5 games (2012)
Was held without a forced fumble in 7 or more consecutive games _____ 7 games (2004)

RECOVERED FUMBLES

Recovered 3 or more fumbles	3, at Kansas (2013)
Recovered 4 or more fumbles	4, vs. Texas State (2011)

Was held without a recovered fumble in 3 or more consecutive games _____ #3 TCU/ #5 BAY/ ISU (2015)
Was held without a recovered fumble in 4 or more consecutive games _____ 9 games (2012-13)
Was held without a recovered fumble in 5 or more consecutive games _____ 9 games (2012-13)
Was held without a recovered fumble in 6 or more consecutive games _____ 9 games (2012-13)
Was held without a recovered fumble in 7 or more consecutive games _____ 9 games (2012-13)
Was held without a recovered fumble in 8 or more consecutive games _____ 9 games (2012-13)
Was held without a recovered fumble in 9 or more consecutive games _____ 9 games (2012-13)

DEFENSIVE MISC.

Returned an interception for a touchdown	_____ at Kansas (2015)
Returned 2 interceptions for touchdowns	_____ vs. Oklahoma State (2000)
Recorded an interception on the opponent's first offensive play	_____ vs. Iowa State (2015)
Returned a fumble for a touchdown	_____ vs. Texas (2014)
Returned a fumble for a TD to win the game with under 1:00	0:48, vs. Fresno State (1998)
Recorded a safety	_____ vs. Stephen F. Austin (2013)



THE LAST TIME TEXAS TECH...

SPECIAL TEAMS (TEAM)

PUNT RETURN

Had 100 or more punt return yards _____ 113, at Nevada (2008)
 Had 150 or more punt return yards _____ 166, at #23 Texas A&M (2002)
 Returned a punt for a touchdown _____ at Nevada (2008) - Eric Morris, 86 yds
 Blocked a punt _____ vs. #12 Oklahoma State (2013) - Kerry Hyder
 Blocked 2 punts _____ at New Mexico (2010) - Aaron Crawford & Jonathan Brydon
 Returned a blocked punt for a touchdown _____ vs. Indiana State (2005) - Brandon Douglas, 2 yds

KICKOFF RETURN

Had 200 or more kick return yards _____ 256 (10 att.), vs. #20 Baylor (2011)
 Returned a kickoff for a touchdown _____ vs. #12 Oklahoma State (2015) - Jakeem Grant, 100 yds
 Returned an opening kickoff for a TD _____ vs. New Mexico (1973) - Lawrence Williams, 95 yds
 Returned a kickoff for a TD in season opener _____ vs. Sam Houston State (2015) - Jakeem Grant, 94 yds

PUNTING

Had a punt blocked _____ vs. #12 Oklahoma State (2013)
 Had a punt blocked and returned for a TD _____ at #24 Oklahoma State (2012) - 30 yds

 Did not punt _____ vs. Louisiana Tech (2016)
 Had 10 or more punts _____ 14, vs. #13 Kansas State (1997)
 Forced 10 or more punts _____ 11, vs. Iowa State (2013)

 Faked a punt and scored a touchdown _____ at Texas (2013) - P Ryan Erxleben (51-yd run)

FIELD GOALS & PAT

Blocked a PAT attempt _____ at Kansas (2011) - Terrance Bullitt
 Blocked a field goal attempt _____ vs. Stephen F. Austin (2016) Lonzell Gilmore, 47 yds
 Returned a blocked field goal for a TD _____ vs. Oklahoma State (2000) - Aaron Hunt/Lawrence Flugence - 79 Yds

 Had a PAT blocked _____ at Kansas (2015)
 Missed a PAT attempt _____ at Arizona State - Wide right (2016)
 Had a field goal blocked _____ vs. Minnesota (2012)
 Had a field goal blocked and returned for a TD _____ vs. #23 Texas A&M (2011) - Dustin Harris/Terrance Frederick - 65 Yds

MISCELLANEOUS

Recovered an on-sides kick _____ vs. Central Arkansas (2014) - Dylan Cantrell

MISCELLANEOUS (TEAM)

vs. NATIONALLY-RANKED OPPONENTS

Defeated a ranked opponent _____ vs. #14 Arizona State (2013)
 Defeated a ranked opponent at home _____ vs. #24 TCU (2013)
 Defeated a ranked opponent on the road _____ at #21 TCU (2012)
 Defeated a ranked opponent at a neutral site _____ vs. #14 Arizona State (2013)
 Defeated a ranked opponent in back-to-back games _____ 2 games (2012)
 Defeated a ranked opponent in 3 consecutive games _____ 3 games (2008)

 Lost to a ranked opponent _____ vs. #22 LSU (2015)
 Lost to a ranked opponent at home _____ vs. #12 Oklahoma State (2015)
 Lost to a ranked opponent on the road _____ at #15 Oklahoma (2015)
 Lost to a ranked opponent at a neutral site _____ vs. #22 LSU (2015)
 Lost to an unranked opponent at home _____ vs. Texas (2014)
 Lost to an unranked team on the road _____ at Texas (2013)

 Shutout a ranked opponent _____ vs. #18 SMU (1980)
 Shutout a ranked opponent at home _____ vs. #18 SMU (1980)
 Shutout a ranked opponent on the road _____ Never Happened

 Played to a tie _____ 39-39, vs. TCU (1981)
 Played to a 0-0 tie _____ 0-0, vs. Hardin-Simmons (1942)
 Played in an overtime game _____ vs. Kansas (2012) - W, 41-34 (201)
 Played in an overtime game vs. ranked opponent _____ at #21 TCU (2012) - W, 56-53 (30T)
 Lost a game and didn't commit a turnover _____ #3 TCU (2015)

MARGIN OF VICTORY/DEFEAT

Won by 40 or more points _____ 52, Texas Tech 69, Stephen F. Austin 17 (2016)
 Won by 50 or more points _____ 52, Texas Tech 69, Stephen F. Austin 17 (2016)
 Won by 60 or more points _____ 68 points, Texas Tech 75, Northwestern State 7 (2007)

 Lost by 30 or more points _____ 36, #15 Oklahoma 63, Texas Tech 27 (2015)
 Lost by 40 or more points _____ 55, #10 TCU 82, Texas Tech 27 (2014)
 Lost by 50 or more points _____ 55, #10 TCU 82, Texas Tech 27 (2014)
 Lost by 60 or more points _____ 60, #2 Oklahoma State 66, Texas Tech 6 (2011)

TOTAL PLAYS

Had 90 or more total plays _____ 99, vs. Stephen F. Austin (2016)
 Had 100 or more total plays _____ 101, vs. Iowa State (2013)
 Had 110 or more total plays _____ 111, vs. Iowa State (2003)

 Was held to 65 or fewer total plays _____ 58, at Arkansas (2015)
 Was held to 60 or fewer total plays _____ 58, at Arkansas (2015)
 Was held to 50 or fewer total plays _____ 48, vs. Nebraska (2008)

FIRST DOWNS

Had 35 or more first downs _____ 35, vs. Louisiana Tech (2016)
 Had 40 or more first downs _____ 40, vs. Sam Houston State (2005)
 Had 45 or more first downs _____ 45, vs. Iowa State (2003)

 Was held to 20 or fewer first downs _____ 18, vs. Texas (2014)
 Was held to 15 or fewer first downs _____ 15, vs. Iowa State (2011)
 Was held to 10 or fewer first downs _____ 10, at #4 Oklahoma (2002)
 Was held to 9 or fewer first downs _____ 9, vs. Oklahoma (2001)
 Was held to 8 or fewer first downs _____ 6, vs. #13 Kansas State (1997)

TIME OF POSSESSION

Had 35:00 or more time of possession _____ 36:04, vs. Northwestern State (2012)
 Had 36:00 or more time of possession _____ 36:04, vs. Northwestern State (2012)
 Had 37:00 or more time of possession _____ 39:41, vs. #14 Missouri (2010)
 Had 38:00 or more time of possession _____ 39:41, vs. #14 Missouri (2010)
 Had 39:00 or more time of possession _____ 39:41, vs. #14 Missouri (2010)

 Was held to 23:00 or fewer time of possession _____ 19:45, vs. UTEP (2015)
 Was held to 22:00 or fewer time of possession _____ 19:45, vs. UTEP (2015)
 Was held to 21:00 or fewer time of possession _____ 19:45, vs. UTEP (2015)
 Was held to 21:00 or fewer time of possession _____ 19:45, vs. UTEP (2015)
 Was held to 20:00 or fewer time of possession _____ 19:45, vs. UTEP (2015)
 Was held to 19:00 or fewer time of possession _____ 19:00, vs. Iowa State (2011)

PENALTIES

Had 10 or more penalties _____ 12, vs. Kansas (2016)
 Had 15 or more penalties _____ 17, vs. #5 Baylor (2015)
 Had 16 or more penalties _____ 17, vs. #5 Baylor (2015)
 Had 17 or more penalties _____ 17, vs. #5 Baylor (2015)

 Had 5 or fewer penalties _____ 3, vs. #3 TCU (2015)
 Had 4 or fewer penalties _____ 3, vs. #3 TCU (2015)
 Had 3 or fewer penalties _____ 3, vs. #3 TCU (2015)
 Had 2 or fewer penalties _____ 2, vs. Texas State (2011)
 Had 1 or fewer penalties _____ 1, at #5 Texas A&M (1992)

PENALTY YARDS

Had 100 or more penalty yards _____ 142, vs. #5 Baylor (2015)
 Had 125 or more penalty yards _____ 142, vs. #5 Baylor (2015)
 Had 150 or more penalty yards _____ 158, at #24 Oklahoma State (2014)
 Had 175 or more penalty yards _____ 183, at Rice (2007)

 Had 40 or fewer penalty yards _____ 32, vs. #3 TCU (2015)
 Had 30 or fewer penalty yards _____ 22, vs. Kansas (2014)
 Had 20 or fewer penalty yards _____ 20, vs. Baylor (2009)

TWO-POINT CONVERSIONS

Scored an offensive two-point conversion _____ vs. #12 Oklahoma State (2015) - Mahomes pass to Giles
 Blocked a PAT & returned for a 2-point score _____ vs. #15 Oklahoma (1992) - Ben Kirkpatrick - 84 yds
 Won by going for 2-pt conversion _____ vs. Texas (1988) - Tolliver-to-Price with 2:36 left in the game



THE LAST TIME TEXAS TECH...

OFFENSE - BY QUARTER/HALF (TEAM)

1st Quarter

Was held to 0 or fewer rushing yards	-15, vs. #22 LSU (2015)
Was held to 30 or fewer passing yards	23, vs. Minnesota (2012)
Was held to 75 or fewer total yards	60, vs. Minnesota (2012)
Had 75 or more rushing yards	108, vs. Kansas State (2015)
Had 175 or more passing yards	191, vs. Louisiana Tech (2016)
Had 250 or more total yards	298, vs. Kansas State (2015)

2nd Quarter

Was held to 0 or fewer rushing yards	0, at Arkansas (2015)
Was held to 60 or fewer passing yards	56, at #10 TCU (2014)
Was held to 90 or fewer total yards	77, at Iowa State (2014)
Had 90 or more rushing yards	111, at Texas (2015)
Had 175 or more passing yards	223, at Arizona State (2016)
Had 260 or more total yards	295, vs. Stephen F. Austin (2016)

FIRST HALF

Was held to 5 or fewer rushing yards	5, vs. TCU (2013)
Was held to 110 or fewer passing yards	102, at Iowa State (2014)
Was held to 200 or fewer total yards	188, vs. #22 LSU (2015)
Had 150 or more rushing yards	151, vs. Kansas State (2015)
Had 350 or more passing yards	353, at Arizona State (2016)
Had 400 or more total yards	493, vs. Stephen F. Austin (2016)
Had 500 or more total yards	523, Stephen F. Austin (2013)

3rd Quarter

Was held to 0 or fewer rushing yards	-8, vs. #22 LSU (2015)
Was held to 10 or fewer passing yards	10, at TCU (2012)
Was held to 0 or fewer total yards	-1, at TCU (2012)
Had 70 or more rushing yards	77, vs. Louisiana Tech (2016)
Had 175 or more passing yards	179, at Kansas (2013)
Had 200 or more total yards	237, at Iowa State (2014)

4th Quarter

Was held to 0 or fewer rushing yards	-17, at Kansas (2013)
Was held to 10 or fewer passing yards	4, at #10 TCU (2014)
Was held to 20 or fewer total yards	16, at #10 TCU (2014)
Had 100 or more rushing yards	100, at Texas (2015)
Had 200 or more passing yards	202, vs. #5 Baylor (2014)
Had 225 or more total yards	246, vs. #12 Oklahoma State (2015)

SECOND HALF

Was held to 0 or fewer rushing yards	-4, at SMU (2013)
Was held to 90 or fewer passing yards	73, at West Virginia (2015)
Was held to 125 or fewer total yards	112, at #10 TCU (2014)
Had 175 or more rushing yards	190, at Texas (2015)
Had 275 or more passing yards	276, vs. Kansas (2016)
Had 350 or more total yards	368, at Texas (2015)

OFFENSE (INDIVIDUAL)

RUSHING

Rushed for 100 or more yards	Demarcus Felton, 123 yards, vs. Louisiana Tech (2016)
Rushed for 150 or more yards	DeAndre Washington, 173 yards, at Texas (2015)
Rushed for 200 or more yards	DeAndre Washington, 248 yards, vs. Kansas State (2015)
Quarterback rushed for 100 or more yards	Rodney Allison, 106 yards, vs. #18 Baylor (1976)

Had 2 100-yard rushers ____ Eric Stephens - 118 yards, Kenny Williams - 105 yards, vs. New Mexico (2012)

Had a run of 50 or more yards	DeAndre Washington, 80 yards, vs. Kansas State (2015)
Had a run of 60 or more yards	DeAndre Washington, 80 yards, vs. Kansas State (2015)
Had a run of 70 or more yards	DeAndre Washington, 80 yards, vs. Kansas State (2015)
Had a run of 80 or more yards	DeAndre Washington, 80 yards, vs. Kansas State (2015)
Had a run of 90 or more yards	Donny Anderson, 90 yards, at TCU (1964)

Made 30 or more attempts	Sammy Morris, 33, vs. Texas A&M (1999)
Made 40 or more attempts	Ricky Williams, 42, vs. Fresno State (1998)

Rushed for 3 or more touchdowns	DeAndre Washington, 3, vs. Kansas State (2015)
Rushed for 4 or more touchdowns	DeAndre Washington, 4, vs. #3 TCU (2015)
Rushed for 5 or more touchdowns	James Gray, 5, vs. Rice (1989)
Had 2 players rush for 2 touchdowns	Patrick Mahomes II (2) & Davis Webb (2), vs. UTEP (2015)

Had 2 or more fumbles (QB or RB)	Baker Mayfield, 3 (lost 1), vs. #4 Baylor (2013)
Had 3 or more fumbles (QB or RB)	Baker Mayfield, 3 (lost 1), vs. #4 Baylor (2013)

PASSING

Had 60 or more passing attempts	Davis Webb, 71, vs. #12 Oklahoma State (2013)
Had 65 or more passing attempts	Davis Webb, 71, vs. #12 Oklahoma State (2013)
Had 70 or more passing attempts	Davis Webb, 71, vs. #12 Oklahoma State (2013)
Had 72 or more passing attempts	Graham Harrell, 72, vs. #3 Oklahoma (2007)

Had 40 or more completions	Davis Webb, 45, vs. #12 Oklahoma State (2013)
Had 45 or more completions	Davis Webb, 45, vs. #12 Oklahoma State (2013)
Had 46 or more completions	Taylor Potts, 46, at #2 Texas (2009)
Had 47 or more completions	Graham Harrell, 48, vs. UTEP (2007)
Had 48 or more completions	Graham Harrell, 48, vs. UTEP (2007)
Had 49 or more completions	Kliff Kingsbury, 49, at #23 Texas A&M (2002)

Completed 15 or more consecutive passes	Seth Doege, 15, at New Mexico (2011)
Completed a pass to 14 or more different receivers	Patrick Mahomes II, 17, vs. Stephen F. Austin (2016)
Completed a pass to 17 or more different receivers	Patrick Mahomes II, 17, vs. Stephen F. Austin (2016)

Completed a pass of 50 or more yards	Nic Shimonek, 59, vs. Kansas (2016)
Completed a pass of 60 or more yards	Patrick Mahomes, 64, vs. Louisiana Tech (2016)
Completed a pass of 70 or more yards	Patrick Mahomes, 75, at Arizona State (2016)
Completed a pass of 80 or more yards	Patrick Mahomes, 90, vs. #12 Oklahoma State (2015)
Completed a pass of 90 or more yards	Patrick Mahomes, 90, vs. #12 Oklahoma State (2015)

Passed for 350 or more yards	Patrick Mahomes, 470, vs. Louisiana Tech (2016)
Passed for 400 or more yards	Patrick Mahomes, 470, vs. Louisiana Tech (2016)
Passed for 450 or more yards	Patrick Mahomes, 470, vs. Louisiana Tech (2016)
Passed for 500 or more yards	Patrick Mahomes, 540, at Arizona State (2016)
Passed for 550 or more yards	Patrick Mahomes, 598, vs. #5 Baylor (2014)
Passed for 600 or more yards	Graham Harrell, 646, at Oklahoma State (2007)

Had 2 QBs pass for 200 or more yards	Patrick Mahomes (277) & Nic Shimonek (271), vs. Kansas (2016)
Had 2 QBs throw 4 TDs	Patrick Mahomes & Nic Shimonek, 4, vs. Kansas (2016)

Non-QB threw for a touchdown pass ____ WR Jakeem Grant, at Arkansas - 72 yds to Reginald Davis (2015)

Passed for 4 or more touchdowns	Patrick Mahomes & Nic Shimonek, 4, vs. Kansas (2016)
Passed for 5 or more touchdowns	Patrick Mahomes, 5, vs. Louisiana Tech (2016)
Passed for 6 or more touchdowns	Patrick Mahomes, 6, vs. #5 Baylor (2014)
Passed for 7 or more touchdowns	Seth Doege, 7, at #21 TCU (2012)
Passed for 8 or more touchdowns	B.J. Symons, 8, vs. Texas A&M (2003)

Threw 3 or more interceptions	Patrick Mahomes II, 4, at #15 Oklahoma (2015)
Threw 4 or more interceptions	Patrick Mahomes II, 4, at #15 Oklahoma (2015)
Threw 5 or more interceptions	B.J. Symons, 5, vs. #1 Oklahoma (2003)



THE LAST TIME TEXAS TECH...

RECEIVING

Caught 10 or more passes _____ Jonathan Giles, 12, vs. Kansas (2016)
 Caught 11 or more passes _____ Jonathan Giles, 12, vs. Kansas (2016)
 Caught 12 or more passes _____ Jonathan Giles, 12, vs. Kansas (2016)
 Caught 13 or more passes _____ Jakeem Grant, 13, vs. #12 Oklahoma State (2015)
 Caught 14 or more passes _____ Jace Amaro, 15, vs. #12 Oklahoma State (2013)
 Caught 15 or more passes _____ Jace Amaro, 15, vs. #12 Oklahoma State (2013)
 Caught 16 or more passes _____ Eric Ward, 16, vs. #20 Baylor (2011)

Had 100 or more receiving yards _____ Jonathan Giles, 219 yards, vs. Kansas (2016)
 Had 150 or more receiving yards _____ Jonathan Giles, 219 yards, vs. Kansas (2016)
 Had 175 or more receiving yards _____ Jonathan Giles, 219 yards, vs. Kansas (2016)
 Had 200 or more receiving yards _____ Jonathan Giles, 219 yards, vs. Kansas (2016)
 Had 225 or more receiving yards _____ Michael Crabtree, 237, at Oklahoma State (2007)
 Had 250 or more receiving yards _____ Joel Filani, 255, vs. Kansas State (2005)

Had a reception of 50 or more yards _____ Jonathan Giles, 59 yards, vs. Kansas (2016)
 Had a reception of 60 or more yards _____ Jonathan Giles, 64 yards, vs. Louisiana Tech (2016)
 Had a reception of 70 or more yards _____ Justin Stockton, 75 yards, at Arizona State (2016)
 Had a reception of 80 or more yards _____ Jakeem Grant, 90 yards, vs. #12 Oklahoma State (2015)
 Had a reception of 90 or more yards _____ Jakeem Grant, 90 yards, vs. #12 Oklahoma State (2015)

Had 3 or more receiving touchdowns _____ Jonathan Giles, 3, vs. Louisiana Tech (2016)
 Had 4 or more receiving touchdowns _____ Derek Dorris, 4, at Kansas (2000)

Had 2 or more fumbles (WR or TE) _____ Jace Amaro, 2 (lost 1), vs. #12 Oklahoma State (2013)

Had 2 or more 100-yard receivers _____ Ian Sadler (108) & Jakeem Grant (105), at Texas (2015)
 Had 3 or more 100-yd REC _____ 3, Grant (155), Marquez (130), Washington (107), vs. #5 Baylor (2014)
 Had 4 or more 100-yd REC _____ 4, J. Filani (255), T. Henderson (118), R. Johnson (107), Jarrett Hicks (105), vs. K-State (2005)
 Had 2 or more 200-yd REC _____ 2, Michael Crabtree (237), Danny Amendola (233), at Oklahoma State (2007)
 Had 6 different WR with a TD catch _____ Giles (2), Coutee (2), Batson, Lauderdale, Willies, Cantrell, vs. Kansas (2016)

ALL-PURPOSE

Scored 4 or more touchdowns _____ DeAndre Washington, 4 RUSH, vs. #3 TCU (2015)
 Scored 5 or more touchdowns _____ Taurean Henderson, 3 RUSH, 2 REC, vs. Kansas State (2005)

Had 200 or more all-purpose yards _____ Jonathan Giles, 219, vs. Kansas (2016)
 Had 225 or more all-purpose yards _____ DeAndre Washington, 284, vs. Kansas State (2015)
 Had 250 or more all-purpose yards _____ DeAndre Washington, 284, vs. Kansas State (2015)
 Had 275 or more all-purpose yards _____ DeAndre Washington, 284, vs. Kansas State (2015)
 Had 300 or more all-purpose yards _____ Jakeem Grant, 323, vs. #12 Oklahoma State (2015)
 Had 325 or more all-purpose yards _____ Wes Welker, 327, at #23 Texas A&M (2002)

Had two players with 200+ all-purpose yards _____ D. Washington (219) & J. Grant (204) vs. #3 TCU (2015)

DEFENSE (INDIVIDUAL)

INTERCEPTIONS

Had 2 or more interceptions _____ J.J. Gaines, 2, vs. Iowa State (2015)
 Had 3 or more interceptions _____ Darcel McBath, 3, at #19 Kansas (2008)
 Defensive Lineman had an interception _____ Breiden Fehoko, 1, at West Virginia (2015)

TACKLES

Had 15 or more tackles _____ Micah Awe, 17, vs. #22 LSU (2015)
 Had 16 or more tackles _____ Micah Awe, 17, vs. #22 LSU (2015)
 Had 17 or more tackles _____ Micah Awe, 17, vs. #22 LSU (2015)
 Had 18 or more tackles _____ Will Smith, 18, at Texas (2013)
 Had 20 or more tackles _____ Lawrence Flugence, 23, at #12 Ohio State (2002)

SACKS

Had 2 or more sacks _____ Kris Williams, 3, vs. Kansas (2016)
 Had 3 or more sacks _____ Kris Williams, 3, vs. Kansas (2016)
 Had 4 or more sacks _____ Brandon Sharpe, 4, at #15 Nebraska (2009)

TACKLES FOR A LOSS

Had 3 or more tackles for a loss _____ Kris Williams, 3, vs. Kansas (2016)
 Had 4 or more tackles for a loss _____ Will Smith, 4, at Texas (2013)
 Had 5 or more tackles for a loss _____ Dorian Pitts, 5, vs. Oklahoma State (2000)

QUARTERBACK HURRIES

Had 2 or more quarterback hurries _____ D'Vonta Hinton, 2, at West Virginia (2015)
 Had 3 or more quarterback hurries _____ Rajon Henley (4) & Brandon Sharpe (4), vs. Michigan State (2009)
 Had 4 or more quarterback hurries _____ Rajon Henley (4) & Brandon Sharpe (4), vs. Michigan State (2009)
 Had 5 or more quarterback hurries _____ Aaron Hunt, 5, vs. Missouri (2002)

PASS BREAKUPS

Had 4 or more pass breakups _____ Justis Nelson, 5, at #10 TCU (2014)
 Had 5 or more pass breakups _____ Justis Nelson, 5, at #10 TCU (2014)
 Had 6 or more pass breakups _____ Joselio Hanson, 8, vs. Oklahoma State (2002)
 Had 7 or more pass breakups _____ Joselio Hanson, 8, vs. Oklahoma State (2002)
 Had 8 or more pass breakups _____ Joselio Hanson, 8, vs. Oklahoma State (2002)

FORCED FUMBLES

Had 2 or more forced fumbles _____ D.J. Johnson, 2, vs. #20 Baylor (2011)

FUMBLE RECOVERIES

Had 2 or more fumble recoveries _____ Sylvester Brinkley, 2, vs. Kansas State (2005)

SAFETY

Recorded a safety (individual tackle) _____ Colby Whitlock (tackled RB), vs. #1 Texas (2008)

MISCELLANEOUS

Returned an INT for a touchdown _____ Jah'Shawn Johnson, 27 yards, at Kansas (2015)
 Returned a fumble for a touchdown _____ Brandon Jackson (0 yds), vs. Texas (2014)

SPECIAL TEAMS (INDIVIDUAL)

PUNT RETURN

Had 100 or more punt return yards _____ Eric Morris, 105, at Nevada (2008)
 Had 125 or more punt return yards _____ Danny Amendola, 133, vs. Southeastern Louisiana (2006)
 Had 150 or more punt return yards _____ Wes Welker, 166, at #23 Texas A&M (2002)
 Had a punt return for a touchdown _____ Eric Morris (86 yds), at Nevada (2008)
 Blocked a punt _____ Kerry Hyder, vs. #12 Oklahoma State (2013)
 Returned a blocked punt for a touchdown _____ Brandon Douglas (2 yds), vs. Indiana State (2005)

KICKOFF RETURN

Had 175 or more kick return yards _____ Ben McRoy, 203, vs. Nevada (2011)
 Had 200 or more kick return yards _____ Ben McRoy, 203, vs. Nevada (2011)
 Had a kick return for a touchdown _____ Jakeem Grant (100 yds), vs. #12 Oklahoma State (2015)
 Returned an opening kickoff for a TD _____ Lawrence Williams (95 yds), vs. New Mexico (1973)
 Returned a kickoff for a TD in season opener _____ Jakeem Grant (94 yds), vs. Sam Houston State (2015)

PUNTING

Made 9 or more punts _____ Ryan Erxleben, 9, vs. Iowa State (2011)
 Averaged 50 or more yards (min. 5 att.) _____ Taylor Symmank, 50.1 (8 att.), vs. #22 LSU (2015)
 Had 4 or more 50-yard punts _____ Ryan Erxleben, 4, at Missouri (2011)
 Had a 60-yard punt or longer _____ Michael Barden, 62, vs. Kansas State (2015)
 Had a 70-yard punt or longer _____ Robert King, 77, vs. #14 Texas A&M (1993)
 Had 5 or more punts land inside the 20 _____ Ryan Erxleben, 5, vs. Kansas (2009)
 Faked a punt and scored a touchdown _____ P Ryan Erxleben, 51-yd run, at Texas (2013)



THE LAST TIME TEXAS TECH...

FIELD GOALS & PAT

Made a 48-yard field goal or longer	Clayton Hatfield, 51 yds, at Texas (2015)
Made a 49-yard field goal or longer	Clayton Hatfield, 51 yds, at Texas (2015)
Made a 50-yard field goal or longer	Clayton Hatfield, 51 yds, at Texas (2015)
Made a 51-yard field goal or longer	Clayton Hatfield, 51 yds, at Texas (2015)
Made a 52-yard field goal or longer	Donnie Carona, 52 yds, vs. Weber State (2010)
Made a 53-yard field goal or longer	Chris Birkholz, 53 yds, vs. #18 Texas (1998)
Made a 54-yard field goal or longer	Jaret Greaser, 55 yds, vs. Texas (1996)
Made a 55-yard field goal or longer	Jaret Greaser, 55 yds, vs. Texas (1996)
Made a 56-yard field goal or longer	Bill Adams, 57 yds, vs. #6 Texas A&M (1977)
Made a 57-yard field goal or longer	Bill Adams, 57 yds, vs. #6 Texas A&M (1977)

Made 3 or more field goals	Clayton Hatfield, 3-of-4, at Kansas (2015)
Made 4 or more field goals	Ryan Bustin, 4-of-5, at Kansas (2013)

Made a game-winning FG in last minute	Ryan Bustin, 28 yds (0:00), vs. Minnesota (2012)
---------------------------------------	--

Made 100 consecutive PAT attempts	Ryan Bustin, 101, 2012-2013
Made 150 consecutive PAT attempts	Alex Trilica, 233, 2004-2007
Made 200 consecutive PAT attempts	Alex Trilica, 233, 2004-2007

Made 10 consecutive field goals	Scott Segrist, 10, 1988
---------------------------------	-------------------------

Blocked a PAT attempt	Terrance Bullitt, at Kansas (2011)
Blocked a field goal attempt	Lonzell Gilmore, vs. Stephen F. Austin (2016)
Returned a blocked FG for a TD	Aaron Hunt... Lawrence Flugence, 79 yds, vs. Oklahoma State (2000)

MISCELLANEOUS

Recovered an on-sides kick	Brad Pearson, at UTEP (2014)
----------------------------	------------------------------

MISCELLANEOUS (INDIVIDUAL)

Game-winning TD with less than a minute	Seth Doege-to-Eric Ward (0:36), vs. Nevada (2011)
Game-winning TD in overtime	RB Eric Stephens-to-WR Darrin Moore (20T), vs. Kansas (2012)
100 YD Rusher/100 YD Receiver	Demarcus Felton (123 RUSH), J. Giles (186 REC), vs. Louisiana Tech (2016)
300 YD PASS/100 YD RUSH/100 YD REC	QB P. Mahomes (470 PASS), Demarcus Felton (123 RUSH), J. Giles (186 REC), vs. Louisiana Tech (2016)

OFFENSE (OPPONENT - TEAM)

RUSHING ATTEMPTS

Had 50 or more rushing attempts	53, at Arizona State (2016)
Had 60 or more rushing attempts	68, vs. Arkansas (2014)
Had 70 or more rushing attempts	79, vs. #20 Baylor (2011)

Was held to 25 or fewer rushing attempts	25, at #1 Oklahoma (2011)
Was held to 24 or fewer rushing attempts	23, at Texas A&M (2008)
Was held to 23 or fewer rushing attempts	23, at Texas A&M (2008)
Was held to 22 or fewer rushing attempts	22, vs. Eastern Washington (2008)

RUSHING TOUCHDOWNS

Had 4 or more rushing touchdowns	7, at Arizona State (2016)
Had 5 or more rushing touchdowns	7, at Arizona State (2016)
Had 6 or more rushing touchdowns	7, at Arizona State (2016)
Had 7 or more rushing touchdowns	7, at Arizona State (2016)
Had 8 or more rushing touchdowns	8, at Missouri (2003)

Was held without a rushing TD in back-to-back games	vs. Northwestern State/at Texas State (2012)
Was held without a rushing TD in 3 consecutive games	4 games (2000)

PASSING ATTEMPTS

Had 55 or more passing attempts	55, vs. Stephen F. Austin (2016)
Had 60 or more passing attempts	62, at SMU (2013)

Was held to 30 or fewer passing attempts	22, vs. #22 LSU (2015)
--	------------------------

Was held to 25 or fewer passing attempts	22, vs. #22 LSU (2015)
Was held to 20 or fewer passing attempts	20, vs. #24 Oklahoma (2014)
Was held to 15 or fewer passing attempts	12, vs. Arkansas (2014)
Was held to 10 or fewer passing attempts	9, at #25 Texas (2011)

PASSING COMPLETIONS

Had 35 or more passing completions	35, at Kansas (2015)
Had 36 or more passing completions	41, at SMU (2013)
Had 37 or more passing completions	41, at SMU (2013)
Had 38 or more passing completions	41, at SMU (2013)
Had 39 or more passing completions	41, at SMU (2013)
Had 40 or more passing completions	41, at SMU (2013)

Was held to 15 or fewer passing completions	13, vs. #22 LSU (2015)
Was held to 10 or fewer passing completions	10, vs. #24 Oklahoma (2014)
Was held to 5 or fewer passing completions	5, at #25 Texas (2011)
Was held to 3 or fewer passing completions	3, vs. Navy (2003)

PASSING TOUCHDOWNS

Had 5 or more passing touchdowns	5, vs. #12 Oklahoma State (2015)
Had 6 or more passing touchdowns	7, at #10 TCU (2014)
Had 7 or more passing touchdowns	7, at #10 TCU (2014)

Was held without a passing TD in back-to-back games	at UTEP/vs. Arkansas (2014)
Was held without a passing TD in 3 consecutive games	3 games (2006)

DEFENSE (OPPONENT - TEAM)

TACKLES FOR A LOSS

Recorded 10 or more tackles for a loss	10.0, vs. Kansas (2016)
Recorded 11 or more tackles for a loss	11.0, at Texas (2015)
Recorded 12 or more tackles for a loss	14, at Texas (2013)
Recorded 13 or more tackles for a loss	14, at Texas (2013)
Recorded 14 or more tackles for a loss	14, at Texas (2013)
Recorded 15 or more tackles for a loss	18.0, at Texas A&M (2000)

Was held without a tackle for a loss	0.0, vs. UMass (2008)
--------------------------------------	-----------------------

DEFENSIVE SACKS

Had 3 or more sacks	3, vs. Kansas (2016)
Had 4 or more sacks	6, vs. #22 LSU (2015)
Had 5 or more sacks	6, vs. #22 LSU (2015)
Had 6 or more sacks	6, vs. #22 LSU (2015)
Had 7 or more sacks	9, at Texas (2013)
Had 8 or more sacks	9, at Texas (2013)
Had 9 or more sacks	9, at Texas (2013)

Was held without a sack in back-to-back games	vs. #5 Baylor & Iowa State (2015)
Was held without a sack in 3 consecutive games or more	3 games, vs. SHSU/vs. UTEP/at Arkansas (2015)
Was held without a sack in 4 consecutive games or more	4 games, vs. ASU/vs. UCA/at UTEP/vs. Arkansas (2013-14)

QUARTERBACK HURRIES

Had 5 or more quarterback hurries	5, at Texas (2015)
Had 10 or more quarterback hurries	13, vs. #5 Baylor (2015)
Had 13 or more quarterback hurries	13, vs. #5 Baylor (2015)
Had 14 or more quarterback hurries	14, at #2 Texas (2005)
Had 16 or more quarterback hurries	16, at New Mexico (2004)

Was held without a quarterback hurry in back-to-back games	3 games (2014)
Was held without a quarterback hurry in 3 consecutive games	3 games (2014)

PASS BREAKUPS

Had 10 or more pass breakups	10, vs. Texas (2014)
Had 11 or more pass breakups	11, vs. Arkansas (2014)
Had 12 or more pass breakups	13, vs. #4 Baylor (2013)
Had 13 or more pass breakups	13, vs. #4 Baylor (2013)

Was held without a pass breakup	0, vs. Iowa State (2013)
---------------------------------	--------------------------

DEFENSIVE MISC.

Returned an interception for a touchdown	vs. #12 Oklahoma State (2015)
Returned a fumble for a touchdown	vs. Kansas (2009)
Recorded a safety	vs. Kansas (2016)



THE LAST TIME TEXAS TECH...

SPECIAL TEAMS (OPPONENT - TEAM)

PUNT RETURN

Had 100 or more punt return yards _____ 123, at #2 Texas (2005)
 Returned a punt for a touchdown _____ vs. #12 Oklahoma State (2015) - Jalen McCleskey, 67 yards
 Blocked a punt _____ vs. #12 Oklahoma State (2013) - Derek Branson
 Returned a blocked punt for a touchdown _____ at #24 Oklahoma State (2012) - Zack Craig, 30 yds

KICKOFF RETURN

Had 200 or more kick return yards _____ 221, (7 att.), vs. Kansas State (2015)
 Returned a kickoff for a touchdown _____ vs. Kansas State (2015) - Morgan Burns, 93 yards

PUNTING

Did not punt _____ at #25 Texas (2011)

FIELD GOALS & PAT

Blocked a field goal attempt _____ vs. Minnesota (2012) - Brian Boddy, 28-yd FG attempt
 Returned a blocked field goal for a TD _____ vs. #23 Texas A&M (2011) - Dustin Harris... Terrance Frederick - 65 Yds
 Missed a PAT attempt _____ at UTEP (2014)
 Won game on a field goal in the last minute _____ vs. West Virginia (2014)
 Won game on a last-second field goal to end the game _____ vs. West Virginia (2014)

MISCELLANEOUS (OPPONENT - TEAM)

TOTAL PLAYS

Had 90 or more total plays _____ 90, at Arizona State (2016)
 Had 100 or more total plays _____ 103, vs. #3 TCU (2015)

Was held to 65 or fewer total plays _____ 62, vs. #22 LSU (2015)
 Was held to 60 or fewer total plays _____ 56, vs. Kansas State (2013)
 Was held to 50 or fewer total plays _____ 47, vs. New Mexico (2012)
 Was held to 46 or fewer total plays _____ 46, vs. North Texas (2000)

FIRST DOWNS

Had 30 or more first downs _____ 34, at Arizona State (2016)
 Had 35 or more first downs _____ 35, at #15 Oklahoma (2015)
 Had 38 or more first downs _____ 38, vs. #20 Baylor (2011)

Was held to 15 or fewer first downs _____ 15, at Kansas (2013)
 Was held to 10 or fewer first downs _____ 8, vs. New Mexico (2012)
 Was held to 9 or fewer first downs _____ 8, vs. New Mexico (2012)
 Was held to 8 or fewer first downs _____ 8, vs. New Mexico (2012)
 Was held to 7 or fewer first downs _____ 6, vs. Northwestern State (2012)
 Was held to 6 or fewer first downs _____ 6, vs. Northwestern State (2012)

PENALTIES

Had 10 or more penalties _____ 10, vs. #22 LSU (2015)
 Had 15 or more penalties _____ 16, at New Mexico (2010)

Had 3 or fewer penalties _____ 3, vs. Stephen F. Austin (2016)
 Had 2 or fewer penalties _____ 2, vs. Arkansas (2014)
 Had 0 penalties _____ 0, at Colorado (2006)

PENALTY YARDS

Had 100 or more penalty yards _____ 110, vs. #3 TCU (2015)
 Had 125 or more penalty yards _____ 129, at #24 Oklahoma State (2014)

Had 30 or fewer penalty yards _____ 25, vs. Stephen F. Austin (2016)
 Had 20 or fewer penalty yards _____ 15, vs. Arkansas (2014)
 Had 10 or fewer penalty yards _____ 10, vs. #4 West Virginia (2012)
 Had 0 penalty yards _____ 0, at Colorado (2006)

TWO-POINT CONVERSIONS

Scored an offensive two-point conversion _____ vs. #3 TCU (2015), PASS: Nixon-to-Boykin
 Won by going for 2-pt conversion _____ at SMU (1961) - Rhome-to-Gannon with 2:12 left in the game

OFFENSE - BY QUARTER/HALF (OPPONENT - TEAM)

1st Quarter

Was held to 5 or fewer rushing yards _____ -3, vs. Stephen F. Austin (2016)
 Was held to 0 passing yards _____ 0, vs. Kansas State (2013)
 Was held to 20 or fewer total yards _____ 11, vs. Iowa State (2013)
 Had 100 or more rushing yards _____ 143, vs. #22 LSU (2015)
 Had 120 or more passing yards _____ 178, vs. #12 Oklahoma State (2015)
 Had 170 or more total yards _____ 208, vs. #12 Oklahoma State (2015)

2nd Quarter

Was held to 5 or fewer rushing yards _____ -2, vs. Stephen F. Austin (2016)
 Was held to 0 passing yards _____ 0, vs. Arizona State (2013)
 Was held to 20 or fewer total yards _____ 11, at Kansas (2013)
 Had 100 or more rushing yards _____ 112, at #15 Oklahoma (2015)
 Had 150 or more passing yards _____ 152, vs. #3 TCU (2015)
 Had 190 or more total yards _____ 231, at Arizona State (2016)

FIRST HALF

Was held to 5 or fewer rushing yards _____ -5, vs. Stephen F. Austin (2016)
 Was held to 15 or fewer passing yards _____ 14, vs. Arizona State (2013)
 Was held to 60 or fewer total yards _____ 56, vs. Northwestern State (2012)
 Had 200 or more rushing yards _____ 216, at #15 Oklahoma (2015)
 Had 220 or more passing yards _____ 228, at Arizona State (2016)
 Had 300 or more total yards _____ 354, at Arizona State (2016)

3rd Quarter

Was held to 5 or fewer rushing yards _____ -8, vs. Kansas (2016)
 Was held to 0 passing yards _____ 0, vs. Kansas State (2015)
 Was held to 20 or fewer total yards _____ 15, vs. Northwestern State (2012)
 Had 100 or more rushing yards _____ 117, vs. #22 LSU (2015)
 Had 200 or more passing yards _____ 234, at #10 TCU (2014)
 Had 300 or more total yards _____ 320, at #10 TCU (2014)

4th Quarter

Was held to 5 or fewer rushing yards _____ 3, vs. Stephen F. Austin (2016)
 Was held to 0 passing yards _____ 0, at #24 Oklahoma State (2014)
 Was held to 20 or fewer total yards _____ 17, vs. New Mexico (2012)
 Had 150 or more rushing yards _____ 192, at Texas (2015)
 Had 120 or more passing yards _____ 151, vs. Louisiana Tech (2016)
 Had 170 or more total yards _____ 195, at Texas (2015)

SECOND HALF

Was held to 45 or fewer rushing yards _____ 5, vs. Kansas (2016)
 Was held to 15 or fewer passing yards _____ 13, vs. #24 Oklahoma (2014)
 Was held to 90 or fewer total yards _____ 88, vs. Kansas State (2013)
 Had 200 or more rushing yards _____ 214, vs. #22 LSU (2015)
 Had 230 or more passing yards _____ 231, at SMU (2013)
 Had 350 or more total yards _____ 365, vs. #22 LSU (2015)



THE LAST TIME TEXAS TECH...

OFFENSE (OPPONENT - TEAM)

RUSHING

Rushed for 100 or more yards _____ Jarred Craft, 151, vs. Louisiana Tech (2016)
 Rushed for 150 or more yards _____ Jarred Craft, 151, vs. Louisiana Tech (2016)
 Rushed for 200 or more yards _____ Leonard Fournette, 212, vs. #22 LSU (2015)
 Quarterback rushed for 100 or more yards _____ Trevone Boykin - 101 yards, vs. #24 TCU (2013)

Had 2 100-yard rushers _____ Kalen Ballage (137) & Demario Richard (11), at Arizona State (2016)

Had a run of 50 or more yards _____ Kalen Ballage, 75 yards, at Arizona State (2016)
 Had a run of 60 or more yards _____ Kalen Ballage, 75 yards, at Arizona State (2016)
 Had a run of 70 or more yards _____ Kalen Ballage, 75 yards, at Arizona State (2016)
 Had a run of 80 or more yards _____ Chris Warren, 91 yards, at Texas (2015)
 Had a run of 90 or more yards _____ Chris Warren, 91 yards, at Texas (2015)

Made 30 or more attempts _____ Demario Richard, 30, at Arizona State (2016)
 Made 40 or more attempts _____ Terrance Ganaway, 42, vs. #20 Baylor (2011)

Rushed for 3 or more touchdowns _____ Kalen Ballage, 7, at Arizona State (2016)
 Rushed for 4 or more touchdowns _____ Kalen Ballage, 7, at Arizona State (2016)
 Rushed for 5 or more touchdowns _____ Kalen Ballage, 7, at Arizona State (2016)
 Rushed for 6 or more touchdowns _____ Kalen Ballage, 7, at Arizona State (2016)
 Rushed for 7 or more touchdowns _____ Kalen Ballage, 7, at Arizona State (2016)
 Had 2 players rush for 2 touchdowns _____ Samaje Perine (4) & Joe Mixon (2), at #15 Oklahoma (2015)

Had 2 fumbles or more (QB/RB) _____ RB Joseph Randle, 2 (lost 2), vs. #2 Oklahoma State (2011)
 Had 2 fumbles or more (WR) _____ WR Marcus Johnson, 2 (lost 2), at Texas (2013)

PASSING

Had 55 or more passing attempts _____ Garrett Gilbert, 62, at SMU (2013)
 Had 60 or more passing attempts _____ Garrett Gilbert, 62, at SMU (2013)

Had 30 or more completions _____ Ryan Willis, 35 at Kansas (2015)
 Had 35 or more completions _____ Ryan Willis, 35, at Kansas (2015)
 Had 40 or more completions _____ Garrett Gilbert, 41, at SMU (2013)

Completed a pass of 50 or more yards _____ Ryan Higgins, 76 yards, vs. Louisiana Tech (2016)
 Completed a pass of 60 or more yards _____ Ryan Higgins, 76 yards, vs. Louisiana Tech (2016)
 Completed a pass of 70 or more yards _____ Ryan Higgins, 76 yards, vs. Louisiana Tech (2016)
 Completed a pass of 80 or more yards _____ Seth Russell, 87, vs. #5 Baylor (2015)
 Completed a pass of 90 or more yards _____ Trevone Boykin, 92, at #10 TCU (2014)

Passed for 350 or more yards _____ Manny Wilkins, 351, at Arizona State (2016)
 Passed for 400 or more yards _____ Trevone Boykin, 509, vs. #3 TCU (2015)
 Passed for 500 or more yards _____ Trevone Boykin, 509, vs. #3 TCU (2015)

Non-QB threw for a touchdown pass _____ Austin Hays (WR), vs. #12 Oklahoma State (2015) - 19yds to Blake Jarwin

Passed for 4 or more touchdowns _____ Seth Russell, 4, vs. #5 Baylor (2015)
 Passed for 5 or more touchdowns _____ Trevone Boykin, 7, at #10 TCU (2014)
 Passed for 6 or more touchdowns _____ Trevone Boykin, 7, at #10 TCU (2014)
 Passed for 6 or more touchdowns _____ Trevone Boykin, 7, at #10 TCU (2014)
 Passed for 7 or more touchdowns _____ Trevone Boykin, 7, at #10 TCU (2014)

Threw 3 or more interceptions _____ Steele Jantz, 3, at Iowa State (2012)
 Threw 4 or more interceptions _____ B.L. Mitchell, 5, vs. SMU (2008)
 Threw 5 or more interceptions _____ B.L. Mitchell, 5, vs. SMU (2008)

RECEIVING

Caught 10 or more passes _____ Josh Doctson (18), vs. #3 TCU (2015)
 Caught 11 or more passes _____ Josh Doctson (18), vs. #3 TCU (2015)
 Caught 12 or more passes _____ Josh Doctson (18), vs. #3 TCU (2015)
 Caught 13 or more passes _____ Josh Doctson (18), vs. #3 TCU (2015)
 Caught 18 or more passes _____ Josh Doctson (18), vs. #3 TCU (2015)

Had 100 or more receiving yards _____ Carlos Henderson (130) & Trent Taylor (166), vs. Louisiana Tech (2016)
 Had 150 or more receiving yards _____ Trent Taylor (166), vs. Louisiana Tech (2016)
 Had 175 or more receiving yards _____ James Washington (200), vs. #12 Oklahoma State (2015)
 Had 200 or more receiving yards _____ James Washington (200), vs. #12 Oklahoma State (2015)

Had a reception of 50 or more yards _____ Carlos Henderson, 54, vs. Louisiana Tech (2016)
 Had a reception of 60 or more yards _____ Trent Taylor, 76, vs. Louisiana Tech (2016)
 Had a reception of 70 or more yards _____ Trent Taylor, 76, vs. Louisiana Tech (2016)
 Had a reception of 80 or more yards _____ Jay Lee, 87, vs. #5 Baylor (2015)
 Had a reception of 90 or more yards _____ Deante' Gray, 92, at #10 TCU (2014)

Had 2 or more 100-yard receivers _____ 2, Carlos Henderson (130) & Trent Taylor (166), vs. Louisiana Tech (2016)
 Had 3 or more 100-yard receivers _____ 3, Gilbert (156), J. Brown (136), Grant (133), vs. Houston (1991)

Had 3 or more receiving touchdowns _____ Corey Coleman, 3, vs. #5 Baylor (2015)
 Had 4 or more receiving touchdowns _____ Wayne McGarrity, 4, vs. #18 Texas (1998)

ALL-PURPOSE

Scored 4 or more touchdowns _____ Kalen Ballage, 8, at Arizona State (2016)
 Scored 8 or more touchdowns _____ Kalen Ballage, 8, at Arizona State (2016)
 Had 200 or more all-purpose yards _____ Kalen Ballage, 207, at Arizona State (2016)
 Had 225 or more all-purpose yards _____ Josh Doctson, 267, vs. #3 TCU (2015)

Had 250 or more all-purpose yards _____ Josh Doctson, 267, vs. #3 TCU (2015)

DEFENSE (OPPONENT - TEAM)

INTERCEPTIONS

Had 2 or more interceptions _____ De'Chavon Hayes, 2, at Arizona State (2016)
 Had 3 or more interceptions _____ Joel Schwenzfeizer, 3, vs. North Dakota (2009)

TACKLES

Had 15 or more tackles _____ Ben Heeney 21, vs. Kansas (2014)
 Had 16 or more tackles _____ Ben Heeney 21, vs. Kansas (2014)
 Had 17 or more tackles _____ Ben Heeney 21, vs. Kansas (2014)
 Had 18 or more tackles _____ Ben Heeney 21, vs. Kansas (2014)
 Had 19 or more tackles _____ Ben Heeney 21, vs. Kansas (2014)
 Had 20 or more tackles _____ Ben Heeney 21, vs. Kansas (2014)

SACKS

Had 2 or more sacks _____ D. Armstrong, 2, vs. Kansas (2016)
 Had 3 or more sacks _____ Jackson Jeffcoat, 3, at Texas (2013)

TACKLES FOR A LOSS

Had 4 or more tackles for a loss _____ Kendall Beckwith, 4, vs. #22 LSU (2015)
 Had 5 or more tackles for a loss _____ Ty Warren, 5, vs. Texas A&M (2001)

QUARTERBACK HURRIES

Had 4 or more quarterback hurries _____ Jamal Palmer, 4, vs. #5 Baylor (2015)

PASS BREAKUPS

Had 4 or more pass breakups _____ Duke Thomas, 4, vs. Texas (2014)

FORCED FUMBLES

Had 2 or more forced fumbles _____ Jimmy Bean, 2, at #24 Oklahoma State (2014)

FUMBLE RECOVERIES

Had 2 or more fumble recoveries _____ Efreim Oliphant, 2, vs. Houston (2010)

SAFETY

Recorded a safety (individual tackle) _____ Jimmy Wilkerson (tackled QB), at #4 Oklahoma (2002)

MISCELLANEOUS

Returned an INT for a touchdown _____ Ramon Richards, 59 yards, vs. #12 Oklahoma State (2015)
 Returned a fumble for a touchdown _____ Max Onyegbule (3 yds), vs. Kansas (2009)



THE LAST TIME TEXAS TECH...

SPECIAL TEAMS (OPPONENT - TEAM)

PUNT RETURN

Had 65 or more punt return yards _____ Jalen McCleskey, 67 yards, vs. #12 Oklahoma State (2015)
 Had a punt return for a touchdown _____ Jalen McCleskey, 67 yards, vs. #12 Oklahoma State (2015)
 Blocked a punt _____ Derek Branson, vs. #12 Oklahoma State (2013)
 Returned a blocked punt for a touchdown _____ Zack Craig (30 yds), at #24 Oklahoma State (2012)
 Blocked a punt for a safety _____ Team Block, vs. Clemson (2002)

KICKOFF RETURN

Had 175 or more kick return yards _____ Morgan Burns, 221, vs. Kansas State (2015)
 Had 200 or more kick return yards _____ Morgan Burns, 221, vs. Kansas State (2015)
 Had a kick return for a touchdown _____ Morgan Burns, 93 yards, vs. Kansas State (2015)

PUNTING

Made 9 or more punts _____ Cole Moos, 10, vs. Kansas (2016)
 Averaged 50 or more yards (min. 5 att.) _____ Matt Spencer, 51.6 (5 att.), vs. Central Arkansas (2014)
 Had 5 or more 50-yard punts _____ Matt Graber, 5, vs. #14 Missouri (2010)
 Had a 60-yard punt or longer _____ Caleb Lewallen, 63, vs. Stephen F. Austin (2016)
 Had a 70-yard punt or longer _____ Tress Way 71, vs. #14 Oklahoma (2012)
 Had 5 or more punts land inside the 20 _____ David Lonie, 5, vs. #4 California (2004)

FIELD GOALS & PAT

Made a 50-yard field goal or longer _____ Josh Lambert, 55 yds, vs. West Virginia (2014)
 Made a 51-yard field goal or longer _____ Josh Lambert, 55 yds, vs. West Virginia (2014)
 Made a 52-yard field goal or longer _____ Josh Lambert, 55 yds, vs. West Virginia (2014)
 Made a 53-yard field goal or longer _____ Josh Lambert, 55 yds, vs. West Virginia (2014)
 Made a 54-yard field goal or longer _____ Josh Lambert, 55 yds, vs. West Virginia (2014)
 Made a 55-yard field goal or longer _____ Josh Lambert, 55 yds, vs. West Virginia (2014)
 Made a 56-yard field goal or longer _____ Matt Szymanski, 61 yds, vs. SMU (2010)
 Made a 57-yard field goal or longer _____ Matt Szymanski, 61 yds, vs. SMU (2010)
 Made a 58-yard field goal or longer _____ Matt Szymanski, 61 yds, vs. SMU (2010)
 Made a 59-yard field goal or longer _____ Matt Szymanski, 61 yds, vs. SMU (2010)
 Made a 60-yard field goal or longer _____ Matt Szymanski, 61 yds, vs. SMU (2010)
 Made a 61-yard field goal or longer _____ Matt Szymanski, 61 yds, vs. SMU (2010)

Made 3 or more field goals _____ Jaden Oberkrom, 4-of-4, at #10 TCU (2014)
 Made 4 or more field goals _____ Jaden Oberkrom, 4-of-4, at #10 TCU (2014)
 Made 5 or more field goals _____ Jaden Oberkrom, 6-of-6, at #21 TCU (2012)
 Made 6 or more field goals _____ Jaden Oberkrom, 6-of-6, at #21 TCU (2012)

Made a game-winning FG in last minute _____ Josh Lambert, 55 yds (0:00), vs. West Virginia (2014)
 Made a game-winning FG as time expired _____ Josh Lambert, 55 yds (0:00), vs. West Virginia (2014)

Blocked a field goal attempt _____ Brian Boddy, 28-yard FG attempt, vs. Minnesota (2012)
 Returned a blocked FG for a TD _____ Dustin Harris... Terrance Frederick, 65 yds, vs. #23 Texas A&M (2011)

MISCELLANEOUS (OPPONENT - TEAM)

Game-winning TD with less than a minute _____ Trevone Boykin 4-yd pass to Aaron Green (0:23), vs. #3 TCU (2015)
 Game-winning TD in overtime _____ Glasco Martin 4-yd run, vs. Baylor (2012)
 Game-winning field goal in overtime _____ Johnny Beck 37-yd field goal, vs. Kansas (2001)



GAME 5: KANSAS STATE

ALPHABETICAL ROSTER

NO	NAME	POS
70	Zach Adams	OL
58	Madison Akamnonu	OL
38	Kisean Allen	DB
42	Matthew Anunda	LB
19	Zach Austin	WR
28	Paul Banks III	DB
49	Michael Barden	PK
12	Zach Barnes	DL
13	Cameron Batson	WR
36	Erik Baughman	PK
17	De'Quan Bowman	WR
20	Jordyn Brooks	LB
65	Baylen Brown	OL
8	Tony Brown	WR
79	Travis Bruffy	OL
14	Dylan Cantrell	WR
68	Grant Caravelli	OL
25	Douglas Coleman	DB
80	Michael Coley	WR
74	Cole Collier	OL
20	Keke Coutee	WR
48	Jake Daugherty	PK
21	Corey Dauphine	RB
83	Ethan Davidson	WR
2	Reginald Davis III	WR
7	Jett Duffey	QB
77	Conner Dyer	OL
47	Cade Erwin	DB
4	Breiden Fehoko	DL
27	Demarcus Felton	RB
23	DaMarcus Fields	DB
18	Colt Garrett	QB
66	John Gerold	OL
9	Jonathan Giles	WR
94	Lonzell Gilmore	DL
96	Clayton Hatfield	PK
53	Kyle Heffron	DS
47	Braden Hucks	WR
56	Luke Heitshusen	OL
50	Clarence Henderson	DL
24	Payton Hendrix	DB
50	Jacob Herbig	DS
46	RJ Hester	DB
88	Ja'Deion High	WR
90	Kaleb Hill	DL
13	Kolin Hill	DL
34	D'Vonta Hinton	LB
53	Eli Howard	DL
93	Ivory Jackson	DL
41	Malik Jenkins	LB
7	Jah'Shawn Johnson	DB
8	Jamile Johnson	LB
39	Adaryan Jones	DB
92	Noah Jones	DL
40	Connor Killian	DS
87	Kash Knutson	WR
6	Devin Lauderdale	WR
11	Jacarthy Mack	DL
5	Patrick Mahomes II	QB

NUMERICAL ROSTER

NO	PLAYER	POS	HT	WT	YR-EX	HOMETOWN/HIGH SCHOOL/LAST SCHOOL
1	Quan Shorts	WR	6-2	195	Fr-RS	Humble, Texas/Atascocita
2	Reginald Davis III	WR	6-0	185	Sr-3L	Tenaha, Texas/Tenaha
3	D.J. Polite-Bray	DB	6-0	195	Jr-2L	Lithonia, Ga./Martin Luther King
4	Breiden Fehoko	DL	6-3	295	So-1L	Honolulu, Hawaii/Farrington
4	Justin Stockton	RB	5-10	200	Jr-2L	Cibolo, Texas/Steele
5	Patrick Mahomes II	QB	6-3	230	Jr-2L	Whitehouse, Texas/Whitehouse
5	Gary Moore	DL	6-5	240	Jr-2L	Clarksville, Texas/Clarksville
6	Devin Lauderdale	WR	5-10	176	Sr-2L	Houston, Texas/Bellaire/Navarro College
6	Kris Williams	DL	6-1	240	Sr-2L	Dallas, Texas/Bryan Adams
7	Jett Duffey	QB	6-1	200	Fr-HS	Mansfield, Texas/Lake Ridge
7	Jah'Shawn Johnson	DB	5-10	180	So-1L	Ennis, Texas/Ennis
8	Tony Brown	WR	6-1	195	So-1L	La Mirada, Calif./La Mirada
8	Jamile Johnson	LB	6-0	220	Fr-RS	Dallas, Texas/South Oak Cliff
9	Jonathan Giles	WR	5-11	185	So-1L	Missouri City, Texas/Fort Bend Elkins
9	Ondre Pipkins	DL	6-3	325	Sr-TR	Kansas City, Mo./Park Hill/Michigan
10	Johnathan Picone	LB	6-1	220	Fr-HS	Covington, La./Mandeville
10	Payne Sullins	QB	6-2	180	So-1L	Gatesville, Texas/Reicher
11	Jacarthy Mack	DL	6-2	195	Jr-2L	Lithonia, Ga./Martin Luther King
11	Derrick Willies	WR	6-3	215	Jr-TR	San Bernardino, Calif./Trinity Valley C.C./Iowa
12	Zach Barnes	DL	6-3	240	Jr-2L	Loganville, Ga./Grayson
12	Ian Sadler	WR	5-11	195	Jr-2L	Argyle, Texas/Argyle
13	Cameron Batson	WR	5-9	175	Jr-2L	Oklahoma City, Okla./Millwood
13	Kolin Hill	DL	6-2	250	So-RS	Schertz, Texas/Samuel Clemens/Notre Dame
14	Dylan Cantrell	WR	6-3	210	Jr-2L	Whitehouse, Texas/Whitehouse
15	Donta Thompson	WR	6-4	215	Fr-RS	Ennis, Texas/Ennis
15	Keenon Ward	DB	5-9	200	Sr-3L	Snyder, Texas/Snyder
16	Nic Shimonek	QB	6-3	220	Jr-1L	Corsicana, Texas/Mildred/Iowa
17	De'Quan Bowman	WR	5-11	180	Jr-TR	Millville, N.J./Millville/Hutchinson C.C.
17	Thierry Nguema	DB	5-10	175	Sr-3L	Corona, Calif./Santiago
18	Colt Garrett	QB	6-1	180	Fr-HS	Lubbock, Texas/Roosevelt
18	Christian Taylor	LB	6-2	210	Fr-RS	Houston, Texas/Jersey Village
19	Zach Austin	WR	5-11	195	Jr-1L	Austin, Texas/Lake Travis
19	Willie Sykes	DB	6-0	180	So-TR	Houston, Texas/Spring/Arkansas
20	Jordyn Brooks	LB	6-1	235	Fr-HS	Houston, Texas/Stratford High School
20	Keke Coutee	WR	5-11	175	So-1L	Lufkin, Texas/Lufkin
21	Corey Dauphine	RB	6-0	195	Fr-RS	Port Arthur, Texas/Memorial
22	Desmon Smith	DB	6-2	190	Fr-HS	Odessa, Texas/Permian
22	Antoine Wesley	WR	6-5	175	Fr-HS	Cibolo, Texas/Steele
23	Quinton White, Jr.	RB	5-7	215	Sr-3L	College Station, Texas/A&M Consolidated
24	Payton Hendrix	DB	6-2	210	So-1L	Dallas, Texas/Bishop Dunne
25	Douglas Coleman	DB	6-1	175	Fr-HS	Zachary, La./Zachary
26	Kevin Moore	DB	6-1	195	Fr-HS	Lafayette, La./Acadiana
27	Demarcus Felton	RB	5-7	190	So-1L	Houston, Texas/Dekaney
28	Paul Banks III	DB	6-2	185	Sr-1L	Houston, Texas/Kashmere/Navarro
29	Mason Reed	FB	6-2	215	Jr-SQ	Cisco, Texas/Cisco
30	Matthew Rubal	DB	6-2	185	Jr-TR	Missouri City, Texas/Ridge Point/Mississippi College
30	Caleb Woodward	RB	6-0	210	Jr-1L	Leander, Texas/Leander
31	Justis Nelson	DB	6-2	180	Sr-3L	Mesquite, Texas/Dallas Christian
32	Justus Parker	DB	6-0	185	So-TR	La Vernia, Texas/La Vernia/Texas Lutheran
32	Da'Leon Ward	RB	5-10	180	Fr-HS	Dall/Skyline
33	Brayden Stringer	LB	6-2	205	Fr-HS	Cypress, Texas/Cypress Ranch
34	D'Vonta Hinton	LB	5-9	225	So-1L	Texas City, Texas/Texas City
34	Hunter Rittmann	WR	6-0	175	So-SQ	San Antonio, Texas/Johnson
35	Tyler Scalzi	FB	6-4	238	Sr-3L	Flower Mound, Texas/Flower Mound
36	Erik Baughman	PK	6-0	175	Fr-HS	League City, Texas/Clear Creek
37	Luke Stice	LB	6-0	230	Sr-TR	Midland, Texas/Lee/Houston
38	Kisean Allen	DB	5-11	170	So-1L	Mesquite, Texas/Poteet
39	Adaryan Jones	DB	6-0	170	So-RS	Southlake, Texas/Southlake Carroll/New Mexico State
39	Kahlee Woods	LB	6-1	225	Jr-2L	Sherman, Texas/Sherman
40	Connor Killian	DS	6-2	235	Fr-HS	Keller, Texas/Keller
41	Malik Jenkins	LB	6-1	225	Sr-3L	Ennis, Texas/Ennis
42	Matthew Anunda	LB	5-9	190	Fr-HS	Arlington, Texas/Arlington
45	IV Seacat	DS	5-8	193	Fr-HS	Southlake, Texas/Carroll
46	RJ Hester	DB	5-9	185	Jr-SQ	Arlington, Texas/ Mansfield Summit/East Texas Baptist
47	Cade Erwin	DB	5-11	185	So-TR	Flower Mound, Texas/Marcus/Air Force
47	Braden Hucks	WR	5-10	175	Fr-RS	San Angelo, Texas/Central
48	Jake Daugherty	PK	6-0	175	Fr-RS	Fort Myers, Fla./Fort Myers
49	Michael Barden	PK	5-10	175	So-1L	Austin, Texas/Westlake
50	Clarence Henderson	DL	6-2	230	Fr-HS	Dallas, Texas/Skyline
50	Jacob Herbig	DS	6-0	180	Fr-RS	Denton, Texas/Guyer



NUMERICAL ROSTER

51	Tony Morales	OL	6-3	295	Sr-1L	Arlington, Texas/Sam Houston
53	Kyle Heffron	DS	5-11	225	Jr-SQ	San Antonio, Texas/Ronald Reagan
53	Eli Howard	DL	6-3	250	Fr-TR	San Angelo, Texas/Central/North Texas
54	Coltin Nied	LB	6-1	220	Fr-RS	Southlake, Texas/Carroll
56	Luke Heitshusen	OL	6-3	255	So-1L	Allen, Texas/Allen
58	Madison Akamnonu	OL	6-5	310	Fr-RS	Arlington, Texas/Bowie
64	Ethan Smith	OL	6-6	275	So-1L	Humble, Texas/Atascocita
65	Baylen Brown	OL	6-5	305	Sr-3L	San Antonio, Texas/O'Connor
66	John Gerold	OL	6-3	270	Fr-TR	Houston, Texas/Cy-Fair/Colorado School of the Mines
68	Grant Caravelli	OL	6-3	290	Fr-RS	Wolfforth, Texas/Frenship
69	Cody Wheeler	OL	6-4	310	Fr-RS	Allen, Texas/Allen
70	Zach Adams	OL	6-6	315	Fr-HS	Fredericksburg, Va./Riverbend
71	Bailey Smith	OL	6-5	300	Fr-HS	Wylie, Texas/Lovejoy
72	Jack Reichel	OL	6-5	290	So-TR	Sacramento, Calif./West Campus/American River College
73	Justin Murphy	OL	6-6	310	So-1L	Belton, Texas/Belton
74	Cole Collier	OL	6-1	300	So-1L	Prosper, Texas/Prosper
75	Giovanni Pancotti	OL	6-5	280	Fr-HS	Houston, Texas/Bellaire Episcopal
76	Paul Stawarz	OL	6-5	295	So-RS	Glen Ellyn, Ill./Minooka/College of DuPage
77	Conner Dyer	OL	6-4	295	Fr-RS	Mesquite, Texas/Horn
78	Terence Steele	OL	6-6	300	Fr-RS	Cibolo, Texas/Steele
79	Travis Bruffy	OL	6-6	270	Fr-HS	Missouri City, Texas/Ridge Point
80	Michael Coley	WR	6-2	198	So-1L	Irving, Texas/Irving
83	Ethan Davidson	WR	5-10	180	Fr-HS	Stratford, Texas/Houston
86	T.J. Vasher	WR	6-5	198	Fr-HS	Wichita Falls, Texas/Rider
87	Kash Knutson	WR	5-11	185	So-1L	San Antonio, Texas/Reagan
88	Ja'Deion High	WR	5-11	175	Jr-1L	Hereford, Texas/Hereford
88	Houston Miller	DL	6-4	240	Fr-HS	Keller, Texas/Keller
90	Kaleb Hill	DL	6-1	227	So-TR	Schertz, Texas/Samuel Clemens/Boise State
91	Kirby Vinson	DL	6-2	250	Fr-HS	Lubbock, Texas/Cooper
92	Noah Jones	DL	6-3	250	Fr-HS	Moore, Okla./Southmoore
93	Ivory Jackson	DL	6-3	242	Fr-HS	Amarillo, Texas/Amarillo
94	Lonzell Gilmore	DL	6-3	250	Fr-RS	Spring, Texas/Spring
95	Talor Nunez	DL	6-4	255	Jr-2L	Midland, Texas/Lee
96	Clayton Hatfield	PK	5-10	170	So-1L	Boerne, Texas/Champion
96	Broderick Washington	DL	6-3	305	Fr-RS	Longview, Texas/Longview
97	Joseph Wallace	DL	6-1	320	Fr-HS	Dallas, Texas/Skyline
98	Nick McCann	DL	6-2	300	Fr-HS	Texarkana, Ark./Arkansas
99	Mychealon Thomas	DL	6-1	325	Jr-TR	Dallas, Texas/Skyline/Butler C.C.

COACHING STAFF

Head Coach/Quarterbacks
 Defensive Coordinator/Defensive Backs
 Offensive Coordinator/Inside Receivers
 Special Teams Coordinator
 Running Backs
 Offensive Line
 Outside Receivers
 Defensive Line
 Cornerbacks
 Linebackers/Recruiting Coordinator
 Head Strength and Conditioning

Kliff Kingsbury (Fourth Season)
 David Gibbs (Second Season)
 Eric Morris (Fourth Season)
 Joe Robinson (First Season)
 DeShaun Foster (First Season)
 Lee Hays (Fourth Season)
 Emmett Jones (Second Season)
 Kevin Patrick (First Season)
 Karl Scott (First Season)
 Zac Spavital (Second Season)
 Rusty Whitt (First Season)

PRONUNCIATION GUIDE

Madison Akamnonu AH-kuh-MAH-no
 Kisean Allen kee-SHAWN
 Keke Coutee Kee-kee CUE-tee
 Corey Dauphine DAW-pheen
 Breiden Fehoko BRAY-den feh-HOE-koe
 Ja'Deion High JAY-dee-un
 D'Vonta Hinton DAH-von-tay
 Jonathan Giles JY-ulls
 Lonzell Gilmore lon-ZELL
 Jah'Shawn Johnson juh-SHAWN
 Jamile Johnson juh-MILL
 Adaryan Jones A-DARE-ee-un
 Kash Knutson kuh-NUTE-son
 Patrick Mahomes II muh-HOMES
 Thierry Nguema THARE-ee GHEE-muh
 Jack Reichel Rike-ul

Tyler Scalzi SCOWL-zee
 Nic Shimonek Shim-AH-neck
 Quan Shorts Kwan
 Paul Stawarz STAY-wars
 Mychealon Thomas MIKE-lynn
 Donta Thompson DON-tay
 Da'Leon Ward DAY-leon
 Kahlee Woods KAH-lee

COACHES

DeShaun Foster Dah-shawn
 Zac Spavital Spav-a-tal

ALPHABETICAL ROSTER

98	Nick McCann	DL
88	Houston Miller	DL
5	Gary Moore	DL
26	Kevin Moore	DB
51	Tony Morales	OL
73	Justin Murphy	OL
31	Justis Nelson	DB
17	Thierry Nguema	DB
54	Coltin Nied	LB
95	Talor Nunez	DL
75	Giovanni Pancotti	OL
32	Justus Parker	DB
10	Johnathan Picone	LB
9	Ondre Pipkins	DL
3	D.J. Polite-Bray	DB
29	Mason Reed	FB
72	Jack Reichel	OL
34	Hunter Rittimann	WR
30	Matthew Rubal	DB
12	Ian Sadler	WR
35	Tyler Scalzi	FB
45	IV Seacat	DS
16	Nic Shimonek	QB
1	Quan Shorts	WR
71	Bailey Smith	OL
22	Desmon Smith	DB
64	Ethan Smith	OL
76	Paul Stawarz	OL
78	Terence Steele	OL
37	Luke Stice	LB
4	Justin Stockton	RB
33	Brayden Stringer	LB
10	Payne Sullins	QB
19	Willie Sykes	DB
18	Christian Taylor	LB
99	Mychealon Thomas	DL
15	Donta Thompson	WR
86	T.J. Vasher	WR
91	Kirby Vinson	DL
97	Joseph Wallace	DL
32	Da'Leon Ward	RB
15	Keenon Ward	DB
96	Broderick Washington	DL
22	Antoine Wesley	WR
69	Cody Wheeler	OL
23	Quinton White, Jr.	RB
6	Kris Williams	DL
11	Derrick Willies	WR
39	Kahlee Woods	LB
30	Caleb Woodward	RB



TEXAS TECH ATHLETICS COMMUNICATIONS



MATT DOWDY
Associate Director
806-928-5190



BLAKE ZIMMERMAN
Associate Director
806-685-8209



MALLEY STODDARD
Assistant Director
806-742-2770

TEXAS TECH ATHLETICS COMMUNICATIONS

Room 117 South End Jones AT&T Stadium
Office: (806) 742-2770 • Fax: (806) 742-1970
2526 6th Street • Lubbock, TX 79409
www.TexasTech.com/Media
www.TTUmedia.com (FTP Website)



MEDIA INFORMATION

CREDENTIAL REQUESTS

Please direct all credential requests to the online credential portal located at www.sportssystem.com/texastech. Confirmation of your request will be made upon review by Matt Dowdy. Credentials are limited to members of the working media who are assigned to cover Texas Tech Football. Please note that Texas Tech Athletics does not grant credential requests to freelance photographers.

Credentials must be requested online by 5 p.m. of Wednesday each game week. All requests made game week will be held for pickup until 5 p.m. Friday at the Athletics Communications Office in Room 117 in the South End of Jones AT&T Stadium. Credentials not picked up by 5 p.m. Friday will be available at Media Will Call located at the main entrance to United Supermarkets Arena.

BIG 12 CONFERENCE CALL

In addition to his weekly news conference, Kliff Kingsbury is available on the Big 12 Conference weekly teleconference at 10:50 a.m. on Mondays. Contact Joni Lehmann in the league office for access to the teleconference (469-524-1007).

Order of Coaches

9:50 a.m. — Charlie Strong, Texas
10:00 a.m. — David Beaty, Kansas
10:10 a.m. — Bob Stoops, Oklahoma
10:20 a.m. — Mike Gundy, Oklahoma State
10:30 a.m. — Bill Snyder, Kansas State
10:40 a.m. — Dana Holgorsen, West Virginia
10:50 a.m. — Kliff Kingsbury, Texas Tech
11:00 a.m. — Jim Grobe, Baylor
11:10 a.m. — Matt Campbell, Iowa State
11:20 a.m. — Gary Patterson, TCU

The call will be available live and archived on www.Big12Sports.com. A replay will also be provided for 48 hours, beginning at 4 p.m. CT on Mondays at (866) 243-0021.

WWW.TEXASTECH.COM

This is the official website of Texas Tech Athletics. Texas Tech football releases as well as a wide variety of athletics department information can be found on the web. Weekly game notes, news and statistical information can be found here throughout the football season.

KLIFF KINGSBURY RADIO SHOW

"Red Raider Football with Kliff Kingsbury" will air live each Thursday evening beginning on Sept. 1 on the Texas Tech Sports Network. The show is hosted each week by Chris Level and runs between 6:30-7:30 p.m. The show will tape live from Rudy's BBQ located on Slide Road and South Loop 289.

PHOTO REQUESTS

Please submit your requests to Matt Dowdy or Blake Zimmerman.

VIDEO DOWNLOADS

Broadcast quality video is now available for download on a daily basis. These files are in high-quality, Quick Time format and available at www.ttumedia.com.

Highlights from each individual game and postgame press conferences along with Monday press conferences will be available for on-demand download. Additionally, post practice interviews are being made available for download.

For login information, please contact Matt Dowdy or Blake Zimmerman in the athletics communications office.

MEDIA ACCESS

Texas Tech will host a weekly media luncheon on Monday mornings in the Football Training Facility, which is located on the southeast corner of the stadium. Head coach Kliff Kingsbury and requested players (depending on class schedules) will take part in a news conference that will follow lunch. Lunch will be served each Monday at 11 a.m. with the news conference following at 11:45 a.m.

Weekly Media Access

Sunday - No Availability
Monday - Media Luncheon/Post Practice (Coaches/Players)
Tuesday - Post Practice (Coaches/Players)
Wednesday - No availability
Thursday - No availability
Friday - No availability

Weekly Football Press Conference Dates (Times)

Monday, August 29 (11:45 a.m.)
Monday, September 5 (11:45 a.m.)
Monday, September 12 (11:45 a.m.)
Monday, September 26 (11:45 a.m.)
Monday, October 3 (11:45 a.m.)
Monday, October 10 (11:45 a.m.)
Monday, October 17 (11:45 a.m.)
Monday, October 24 (11:45 a.m.)
Monday, October 31 (11:45 a.m.)
Monday, November 7 (11:45 a.m.)
Monday, November 14 (11:45 a.m.)
Monday, November 21 (11:45 a.m.)
Lunch will be served at 11 a.m.

KINGSBURY AVAILABILITY

Sunday: None
Monday: Big 12 Conference Call; Weekly media luncheon
Tuesday: Following practice by request only
Wednesday: No availability
Thursday: No availability
Friday: No availability
Saturday: Postgame

TEXAS TECH SPORTS NETWORK

The Texas Tech Sports Network from Learfield Sports will carry all the exciting action of Red Raider Football beginning with the season opener with Sam Houston State and all the way through the bowl season. Brian Jensen (play-by-play) and John Harris (color analyst) return to the broadcast booth and will be joined on the sidelines by Chris Level (sidelines).

2016 RED RAIDER FOOTBALL AFFILIATES

CITY	STATION	FREQUENCY
Abilene/Haskell	KVRP-FM	97.1
Alpine	KVLF-FM	1240
Amarillo	KARX-FM	95.7
Andrews	KACT-AM	1360
Andrews	KACT-FM	105.5
Austin	KTXZ-AM	1560
Big Spring	KBST-FM	95.7
Brady	KNEL-FM	95.3
Brownwood	KQBZ-FM	96.9
Dallas	KFXR-AM	1190
Dallas	KWRD-FM	100.7
El Paso	KHEY-AM	1380
Fredericksburg	KNAF-AM	910
Hereford	KPAN-AM	860
Hereford	KPAN-FM	106.3
Hobbs, N.M.	KHOB-AM	1390
Houston	KGOL-AM	1190
Junction	KMBL-AM	1450
Lamesa	KPET-AM	690
Lamesa	KPET-FM	101.5
Lampasas	KACQ-FM	101.9
Lampasas	KCYL-AM	1450
Lubbock	KTTU-FM	97.3
Lubbock	KXTQ-FM	100.7
Lubbock	KJTV-AM	950
Memphis	KLSR-FM	105.3
Midland/Odessa	KCRS-AM	550
Odessa	KCRS-FM	95.5
Perryton	KEYE-AM	1400
Perryton	KEYE-FM	93.7
Plainview	KREW-AM	1400
Roswell, N.M.	KBIM-AM	910
Roswell, N.M.	KBIM-FM	93.7
San Angelo	KDCD-FM	92.9
San Antonio	KZDC-AM	1250
San Antonio	KZDC-FM	94.5
Seminole	KSEM-FM	106.3
Seymour	KSEY-FM	94.3
Seymour	KSEY-AM	1230
Sulphur Springs	KSST-AM	1230
Sweetwater	KSST-AM	1240
Tyler	KTBB-AM	600
Tyler	KYZS-AM	1490

SATELLITE RADIO

Sirius Radio Channel 136
XM Radio Channel 199



RED RAIDER
SPORTS PROPERTIES