



TEXAS TECH

2016 VOLLEYBALL

8 NCAA TOURNAMENT APPEARANCES

826 PROGRAM WINS

41ST SEASON

24

TEXAS TECH (10-13, 0-8) vs. No. 6 KANSAS (18-2, 7-1)

Oct. 21 • 6 PM

Lubbock, Texas • United Supermarkets Arena • TexasTech.TV

2016 SCHEDULE/RESULTS

Texas Tech (10-13 • 0-8 Big 12)

H: 5-4 • A: 4-5 • N: 1-4

AUGUST

| | | | |
|----|---|----------------------|--------|
| 26 | ^ | vs. Colorado | L, 2-3 |
| 27 | ^ | vs. Long Beach State | L, 0-3 |
| 27 | ^ | at Portland State | W, 3-1 |

SEPTEMBER

| | | | |
|----|---|-----------------------------|---------------|
| 2 | + | vs. South Dakota State | W, 3-0 |
| 2 | + | at North Dakota State | W, 3-2 |
| 3 | + | at North Dakota | W, 3-0 |
| 5 | | UTEP | W, 3-0 |
| 9 | % | ABILENE CHRISTIAN | W, 3-0 |
| 9 | % | STEPHEN F. AUSTIN | W, 3-1 |
| 10 | % | UT RIO GRANDE VALLEY | W, 3-0 |
| 10 | % | ORAL ROBERTS | W, 3-1 |
| 14 | | at Rice | W, 3-2 |
| 15 | # | vs. Texas State | L, 0-3 |
| 16 | # | vs. Wichita State | L, 0-3 |
| 16 | # | at UTSA | L, 0-3 |
| 21 | * | at TCU | L, 1-3 |
| 24 | * | WEST VIRGINIA | L, 0-3 |
| 28 | * | at Baylor | L, 0-3 |

OCTOBER

| | | | |
|----|---|---------------------|---------------|
| 5 | * | KANSAS STATE | L, 0-3 |
| 8 | * | at No. 6 Kansas | L, 0-3 |
| 12 | * | OKLAHOMA | L, 0-3 |
| 15 | * | at Iowa State | L, 0-3 |
| 21 | * | No. 2 TEXAS | L, 2-3 |
| 26 | * | No. 6 KANSAS | 6 PM |
| 29 | * | at West Virginia | 2:30 PM |

NOVEMBER

| | | | |
|----|---|-------------------|-------------|
| 2 | * | BAYLOR | 6 PM |
| 4 | * | IOWA STATE | 5 PM |
| 12 | * | at Oklahoma | TBA |
| 16 | * | at Texas | TBA |
| 19 | * | TCU | 6 PM |
| 26 | * | at Kansas State | TBA |

DECEMBER

| | | | |
|------|--|----------------------------|-----|
| 1-3 | | NCAA FIRST & SECOND ROUNDS | TBA |
| 9-10 | | NCAA REGIONALS | TBA |
| 15 | | NCAA SEMIFINALS | TBA |
| 17 | | NCAA NATIONAL CHAMPIONSHIP | TBA |

* - Conference Match

^ Portland State Tournament (Portland, Oregon)

North Dakota State Classic (Fargo, North Dakota)

% Texas Tech Tournament (Lubbock, Texas)

UTSA Tournament (San Antonio, Texas)




@TTUVball/@TechAthletics



TexasTechVolleyball/TexasTechAthletics



/TTUVball & /TTUAthletics



Match 24

TEXAS TECH vs No. 6 KANSAS -- Lubbock, Texas

NO. 5 KANSAS JAYHAWKS (18-2, 7-1)

2015 Team Record: 30-3, 14-2 Big 12

Head Coach: Ray Bechard (Fort Hays State '80)

Career Record: 1,045-289 (33rd season)

Record at Kansas: 329-229 (19th season)



TEXAS TECH RED RAIDERS (10-13, 0-8)

2015 Team Record: 14-16, 3-13 Big 12

Head Coach: Tony Graystone (Louisville '96)

Career Record: 450-173 (18th season)

Record at Texas Tech: 10-13 (1st season)



QUICK HITS

- Wednesday is Texas Tech's "Dig Pink" Game, which is aimed at aiding the fight against breast cancer.
- First-year head coach Tony Graystone is in search of his first Big 12 win in the scarlet and black.
- Texas Tech trails the overall series against the Jayhawks 16-26 and is 8-11 against Kansas at home.
- The Red Raiders last defeated Kansas in 2010 by the score of 3-2.
- Texas Tech has dropped 11 in a row after rattling off a 10-match win streak.
- Texas Tech hasn't beaten a ranked opponent since Nov. 17 2012 when they beat #20 Kansas State.
- The Red Raiders have dropped four in a row at home after starting off the season 5-0 at home.
- The Red Raiders have not started 0-9 in the Big 12 since 2009, when the team went winless in conference play.
- Texas Tech took a set off of Texas for the first time since 2010 and won two for the first time since 2001.
- A first-set rally against Texas that featured diving efforts from multiple players was selected as this week's NCAA Volleyball Play of the Week.
- Texas Tech used its 16th different starting lineup of the season Friday against No. 2 Texas. No starting unit has started more than three matches together for the Red Raiders this season.
- With several key players missing time this season, fourteen different players have started for the Red Raiders at some point this season.
- Seniors Lauren Douglass and Marguerite Grubb have provided a veteran presence on a young team, starting every match this season when healthy.
- Underclassmen in the rotation include sophomores Tita Akiu, Katy Keenan and Sarah Redding along with freshmen Toni McDougald, Chandler Atwood and Maggie Sagers.
- Senior Lauren Douglass is second in the conference, hitting at a .374 clip
- Sophomore libero Reyn Akiu ranks second in the conference with 4.67 digs/set
- Setter Margurite Grubb is one of six players in the Big 12 averaging 10.0 kills/set or more.
- Senior Margurite Grubb notched her second straight double-double, fifth of the season and 16th of her career in Tech's last outing against Texas with 44 assists and 12 digs.
- Texas Tech is 8-0 as a team when it wins the kill battle.

TEXAS TECH STARTERS vs No. 2 Texas (2016 STATS)



MARGUERITE GRUBB



LAUREN DOUGLASS



MAGGIE SAGERS



REYN AKIU



SARAH REDDING



KATY KEENAN



CHANDLER ATWOOD

| | | | | | | |
|-----------------|---------------|---------------|----------------|---------------|---------------|---------------|
| 5-10 • SET • SO | 6-2 • MB • SR | 5-9 • DS • FR | 5-2 • LIB • SO | 6-1 • OH • SO | 6-4 • MB • SO | 6-0 • OH • FR |
| A/S 10.00 | K/S 3.07 | #DIG 134 | #DIG 369 | K/S 2.29 | #KILL 128 | K/S 2.27 |
| D/S 2.29 | HIT % .374 | D/S 1.94 | D/S 4.67 | #KILL 55 | HIT % .257 | #KILL 104 |
| #AST 730 | #BLK 83 | #AST 13 | #AST 67 | HIT % .150 | K/S 1.60 | #BLK 20 |
| #DIG 167 | #KILL 249 | #ACE 17 | #ACE 16 | #BLK 14 | #BLK 45 | HIT % .238 |

K/S designates kills per set • HIT % designates hitting percentage • D/S designates digs per set • B/S designates blocks per set • A/S designates assists per set.

2016 QUICK FACTS

GENERAL INFORMATION

Location _____ Lubbock, Texas
 Founded _____ 1923
 Enrollment _____ 35,893
 Nickname _____ Red Raiders
 Colors _____ Scarlet & Black
 Mascot _____ Masked Rider / Raider Red
 Affiliation _____ NCAA Division I
 Conference _____ Big 12
 Chancellor _____ Robert Duncan
 President _____ Dr. Lawrence Schovanec
 Athletics Director _____ Kirby Hocutt
 Sr. Associate AD/SWA _____ Dr. Judi Henry
 Department Main Number _____ (806) 742-3355

HISTORY

Season of Volleyball _____ 41st
 First Season _____ 1975
 All-Time Record _____ 826-681-6 (.548)
 NCAA Tournament Appearances _____ 8
 _____ 1990, 1991, 1992, 1995, 1996, 1998, 2000, 2001

FACILITY INFORMATION

Name _____ United Supermarkets Arena
 Opened _____ 1999
 Capacity _____ 15,070

COACHING STAFF

Head Coach _____ Tony Graystone
 Alma Mater _____ University of Louisville '96
 Record at Tech _____ 10-12 (1st Season)
 Career Record _____ 450-173 (18th Season)
 Twitter _____ @TonyGraystone
 Best time to reach _____ Contact SID
 Assistant Coach _____ Morgan Thomas (1st Season)
 Alma Mater _____ USC-Upstate '12
 Assistant Coach _____ Brandy Huskey (1st Season)
 Alma Mater _____ UTSA '13
 Dir. of Operations _____ Alyce Peters (2nd Season)
 Alma Mater _____ Texas State '09
 Office Number _____ (806) 742-7545

TEAM INFORMATION

2015 Record _____ 14-16
 Conference Record _____ 3-13
 Home Record _____ 7-7
 Away Record _____ 3-8
 Neutral Site Record _____ 4-1
 Postseason _____ None
 Final Ranking _____ None
 Letterwinners Returning/Lost _____ 12/4
 Starters Returning/Lost _____ 4/2+Libero
 Newcomers _____ 11
 Top Returning Players _____ Lauren Douglass,
 _____ Marguerite Grubb, Sarah Redding
 Top Newcomers _____ Eighthmy Dobbins,
 _____ Taylor Martinez, Hannah Henriksen

ATHLETICS COMMUNICATIONS

Senior Associate AD _____ Robert Giovannetti
 E-mail _____ robert.giovannetti@ttu.edu
 Assistant Director (Volleyball) _____ Ty Parker
 Office _____ (806) 834-2769
 Cell _____ (806) 928-8476
 Fax _____ (806) 742-1970
 E-mail _____ ty.a.parker@ttu.edu
 Website _____ www.texastech.com
 Twitter _____ @TTUVball, @TechAthletics
 Mailing Address _____ 2526 6th St.
 _____ Lubbock, TX 79409

MEDIA INFORMATION

The Texas Tech Athletics Communications office is here to serve the media throughout the 2016 Red Raider volleyball season. Media members in need of assistance can contact Ty Parker in the Athletics Communications office at (806) 928-8476.

MEDIA CREDENTIALS

Media members covering the Texas Tech volleyball program at the United Supermarkets Arena during the 2016 season must be issued a working credential from the Texas Tech Athletics Communications office.

- All requests for both media and photo credentials must be made either in writing or via e-mail at least a day in advance to Ty Parker, Assistant Director for Athletic Communications. (Office: (806) 834-2769; Fax: (806) 742-1970; e-mail: ty.a.parker@ttu.edu)
- Requests are honored from sports editors of daily and weekly newspapers, editors of sports periodicals, and sports directors of radio and television stations who broadcast regularly scheduled daily sports reports and talk shows.
- Credentials can be picked up in the Athletics Communications office (south end of Jones AT&T Stadium) or at will call, which is located at the United Supermarkets Arena ticket booth.

GAMEDAY SERVICES

A complete NCAA box score and pertinent game information will be distributed to members of the working media following the conclusion of the match. Game notes, statistics, and rosters are provided prior to first serve in the USA media room. A pregame meal is also served in the media room approximately 45 minutes prior to first serve.

PHOTOGRAPHERS

Photographers are permitted to shoot in approved areas at the United Supermarkets Arena. All photographers must be issued a working credential by the Athletics Communications office to gain access to the court level of the facility.

RADIO BROADCASTS

Media row at the United Spirit Arena is equipped with both ISDN and phone lines for radio crews wanting to broadcast Texas Tech matches. For information on the ISDN and phone lines, please contact Ty Parker in the Athletics Communications office.

VIDEO HIGHLIGHTS/NEWS CONFERENCES

Video from news conferences and games will be available to the media via FTP. Broadcast quality video footage (game highlights, post-practice interviews, post-game interviews, etc) are available at www.ttumedia.com. Please contact the athletics communications office for login instructions.

LIVE TELEVISION

Television stations are welcome to conduct live interviews from the United Spirit Arena as the facility can easily accommodate network game coverage. Live interviews will be conducted near the home tunnel on the north side of the court. Please notify Ty Parker at least 24 hours in advance for live television setup.

PLAYER INTERVIEWS

Players and coaches are available for interviews every day prior to the start of practice. Practice times vary from week to week, so media members wishing to attend should contact Ty Parker in the Athletics Communications office to get a weekly schedule.

POSTGAME INTERVIEWS

Texas Tech players and head coach Tony Graystone will be made available to the media on the court of the United Spirit Arena following a brief cooling off period. The Texas Tech locker room will remain closed.

PLAYER TO WATCH: LAUREN DOUGLASS

Senior Lauren Douglass has arguably been one of the most dominant players in Texas Tech history at the middle blocker position. The Flower Mound native set the school with a single-season hitting percentage of .377 last year, while also leading the team in kills and blocks. She is currently hitting .374 in 2016.



ROCK CHALK

No. 6 Kansas has won six in a row following their lone loss in Big 12 play against No. 2 Texas. Kansas leads the conference in opponent hitting percentage (.137) and service aces (1.56 per set). Kansas used their powerful serve, led by junior Madison Rigdon's conference-leading 43 total aces, to jump on the Red Raiders in their last matchup en route to a 3-0 victory. Rigdon is also their top attacker with 3.61 kills per set, while senior Cassie Wait leads the conference with 5.09 digs per set. The Jayhawks have a home date with No. 2 Texas on the horizon this Saturday.

INSIDE THE SERIES

Texas Tech trails the overall series, 16-26, and has dropped 11 matches in a row dating back to 2001. Tech fell 0-3 to the Jayhawks earlier this season at Horejsi Center. The Red Raiders last win in the series came in 2010 when Tech earned a 3-2 home win. The Red Raiders are 8-11 overall against the Jayhawks at home. The series, which dates back to 1982, features just one match prior to the formation of the Big 12 with Texas Tech earning a 2-0 victory.

LAST TIME OUT

The Red Raiders played one of their best matches of the season Friday, going toe-to-toe with No. 2 Texas before falling 2-3. The Red Raiders won their first set against the Longhorns since 2010 to take a 1-0 lead, before falling behind 1-2. Facing double match point in the fourth, Tech found a way to tie it up before going on to force a fifth set. Sophomore Sarah Redding led the team with 17 kills while senior Lauren Douglass added 14 and freshman Toni McDougald had 13. Senior Marguerite Grubb tallied 44 dimes, and sophomore Tita Akiu posted a match-high 23 digs.

AMONG THE BIG 12'S BEST

A trio of Red Raiders rank among the best in the Big 12 for their position. Senior Lauren Douglass is second in the conference with a .374 hitting percentage, a clip which ranks 39th nationally. Sophomore Tita Akiu led the conference in total digs before missing time with a knee injury, but remains second in the conference with 4.67 digs per set. Akiu has 369 digs for the year and is just 41 away from cracking the school's single-season digs individual digs top 10 list. Likewise, senior setter Marguerite Grubb is one of six players in the Big 12 averaging double-digit assists per set (10.00).

YOUTH MOVEMENT

Aside from seniors Lauren Douglass and Marguerite Grubb, a multitude of underclassmen have played pivotal roles on the team this season. Sophomores Tita Akiu and Katy Keenan have started every match this season when healthy, while fellow sophomore Sarah Redding and a trio of freshmen in Toni McDougald, Chandler Atwood and Maggie Sagers have been regulars in the starting lineup and rotation as well. In fact, of all possible starts this season, more than 60% of them have been made by freshman or sophomores.

FRESHMAN TRIO

Stepping up to aid senior Lauren Douglass on the attack are a pair of freshman in Chandler Atwood (2.31) and Toni McDougald. Atwood is second on the team with a 2.31 hitting percentage while McDougald, who has started 13 of the last 17 matches, is hitting at a 2.29 clip which is good for third on the team. Meanwhile, freshman Maggie Sagers made her second consecutive start at libero and fifth overall at Iowa State, filling in for Reyn Akiu who is battling back from injury. Sagers has shown consistent improvement as a defender throughout the season and is averaging 10 digs over the last three matches.

DOUBLE THREAT

While sophomore libero Tita Akiu receives much of the praise defensively, senior Lauren Douglass has once again proven to be a force at the net. Along with her dominance on the attack, the veteran is averaging 1.02 blocks/set to rank eighth in the Big 12. Among the top 10 block leaders in the Big 12, Douglass's .374 hitting percentage is tops in the league.

ON THE MEND

The Red Raiders have been working several key pieces back into the rotation since the beginning of Big 12 play. Sophomore Sarah Redding has started five of the last six matches after missing 14 matches with an injury. Junior Ashley Morgan also received time against Kansas State for just the third time this season after spending the majority of nonconference play recovering from injury. Senior setter Marguerite Grubb has started five of the last seven matches as she continues to battle back from an ankle injury she suffered at UTSA. Sophomore libero Reyn Akiu went down in practice leading up to the Oklahoma match, missing a pair of contests. She has, however, played in the Red Raiders' last two matches, starting against Texas.

INSIDE THE SERIES

TEXAS TECH TRAILS, 16-26

Home: 8-11; Away: 7-15; Neutral: 1-0

(Last 10)

| | | | | | | |
|----------|-------|---|-------|-----|-------|------|
| 10-8-16 | _____ | L | _____ | 0-3 | _____ | Away |
| 11-28-15 | _____ | L | _____ | 0-3 | _____ | Away |
| 10-7-15 | _____ | L | _____ | 0-3 | _____ | Home |
| 11-8-14 | _____ | L | _____ | 0-3 | _____ | Home |
| 10-25-14 | _____ | L | _____ | 0-3 | _____ | Away |
| 11-23-13 | _____ | L | _____ | 0-3 | _____ | Away |
| 10-16-13 | _____ | L | _____ | 0-3 | _____ | Home |
| 11-24-12 | _____ | L | _____ | 0-3 | _____ | Away |
| 9-22-12 | _____ | L | _____ | 0-3 | _____ | Home |
| 11-12-11 | _____ | L | _____ | 1-3 | _____ | Home |

AVCA RANKINGS (10/24)

| Rk. | School | Pts. | W-L | LW |
|------|---------------------|------|------|------|
| 1 | Nebraska (64) | 1600 | 18-1 | 1 |
| 2 | Texas | 1507 | 16-2 | 2 |
| 3 | Minnesota | 1458 | 15-4 | 3 |
| 4 | Wisconsin | 1375 | 16-3 | 4 |
| 5 | San Diego | 1355 | 19-2 | 5 |
| 6 | Kansas | 1245 | 18-2 | 6 |
| 7 | Washington | 1226 | 18-2 | 7 |
| 8 | North Carolina | 1152 | 18-2 | 8 |
| 9 | Florida | 1119 | 19-2 | 10 |
| 10 | Penn State | 954 | 17-4 | 9 |
| 11 | Florida State | 867 | 16-3 | 12 |
| 12 | UCLA | 814 | 16-4 | 15 |
| 13 | Michigan | 797 | 18-4 | T-16 |
| 14 | Hawaii | 758 | 14-5 | 13 |
| 15 | Michigan State | 660 | 17-5 | 11 |
| 16 | BYU | 648 | 19-3 | T-16 |
| 17 | Stanford | 637 | 12-6 | 14 |
| 18 | Washington State | 553 | 17-5 | 18 |
| 19 | Ohio State | 512 | 14-8 | 19 |
| 20 | Oregon | 415 | 14-5 | 23 |
| 21 | Utah | 264 | 15-6 | 20 |
| 22 | Kentucky | 168 | 17-5 | 21 |
| 23 | Western Kentucky | 141 | 22-2 | NR |
| T-24 | Illinois | 124 | 14-7 | 22 |
| T-24 | Southern California | 124 | 14-7 | 25 |

Receiving Votes: Missouri 108; Purdue 62; Dayton 58;
Creighton 42; Colorado 28; Arizona 17; Kansas State 4

*Four teams mentioned on only one ballot for a total of 15 combined points.

WEEKLY SCHEDULE

| MONDAY | TUESDAY | WEDNESDAY | THURSDAY | FRIDAY | SATURDAY | SUNDAY |
|----------------|---|---|----------------|--|---|-----------|
| 17 PRACTICE | 18 PRACTICE MEDIA AVAILABILITY 11:30 AM USA | 19 GAMEDAY VS KANSAS 6 PM USA | 20 PRACTICE | 21 TRAVEL TO MORGANTOWN PRACTICE | 22 GAMEDAY AT WEST VIRGINIA 2:30 PM CT WVU COLISEUM | 23 OFF |

BIG 12 WEEKLY SCHEDULE

WEDNESDAY, OCTOBER 25

| | |
|------------------------------|----------------------------|
| No. 6 Kansas at Texas Tech * | TexasTech.TV 6:00 pm |
| Kansas State at Iowa State * | ESPNU 6:00 pm |
| Oklahoma at No. 2 Texas * | Longhorn Network 7:00 pm |

SATURDAY, OCTOBER 22

| | |
|-------------------------------|-----------------------|
| TCU at Oklahoma * | 5:00 pm |
| Texas Tech at West Virginia * | 2:30 pm |
| No. 2 Texas at No. 6 Kansas * | ESPN3 6:30 pm |
| Baylor at Kansas State * | FCS Central 7:00 pm |

* DENOTES BIG 12 CONFERENCE MATCHUP

ALL TIMES LISTED IN CENTRAL. AVCA RANKINGS NOTED.



SET UP ARTIST

In 2015, Marguerite Grubb put up 1,007 assists, becoming the first Red Raider to record 1,000+ assists in a single season since Emily Ruetter in 2013. She cracked the school's all-time top 10 list in assists in the Red Raider's first match of 2016, compiling 52 assists against Colorado. The senior has dished out 730 assists in 22 matches this season and ranks sixth in the conference with 10.00 assists/set. With 25 assists at Iowa State, she moved up to the ninth spot on the school's all-time assists list with 2,385, just 56 away from the eighth position.

DURING THE WIN STREAK

Over the course of its 10-match win streak, Texas Tech earned five sweeps along the way, including three in the course of a week against North Dakota, UTEP and Abilene Christian. The Red Raiders held its opponents to a hitting percentage of below .200 in all but one match during the run, twice holding foes to under .100.

ON POINT

Texas Tech hit .507 (42-6-71) in a sweep of Abilene Christian, marking the first time since the 1998 season the Red Raiders have hit over .500 in a single match. The .507 hitting percentage matched the fourth-highest hitting percentage in school history and is the highest offensive output in the Big 12 this season.

IN THE RECORD BOOK

Seniors Marguerite Grubb and Lauren Douglas didn't waste any time planting themselves in the Texas Tech record book this season. In the Red Raider's first match of 2016, Grubb compiled 52 assists to crack the school's all-time top 10 list in assists. She then compiled 25 assists at Iowa State to slide up to ninth on the list with 2,341 and is just 100 away from the eighth position. Douglas made a mark of her own in a win against Portland State, powering her way to 17 kills with a .773 hitting percentage, a clip that ranks as her career-best and sixth all-time in a single match in the Texas Tech record books. Her .376 clip this season is nearly on pace with her record-breaking 2015 hitting percentage of .377. Sophomore libero Reyn Akiu has recorded 346 digs this season which is just 74 away from a top-10 mark on the school's single-season individual digs list.

YOUNG PASSERS

Sophomores Reyn Akiu and Katelyn Bryant and freshman Maggie Sagers have stepped in at the libero/defensive specialist position, providing solid play in the back line. Akiu was consistently one of the Big 12's top performers prior to her injury and currently ranks second in the Big 12 with 4.68 digs/set. Bryant and Sagers have split time at the position, combining for 273 digs this season while another freshman, Kylie Rittmann has contributed 56 in five starts.

OUTSIDES & RIGHT SIDES

A strong mix of veterans and newcomers complete the outside hitter/right side position for the Red Raiders. Juniors Victoria Hinneburg, Audrey Fragniere and Alyssa Ybanez make up the oldest group of returnees and have been known to pack quite a punch on the attack. The trio combined for 265 kills and 84 blocks in 2015. Ybanez was the star of the Red & Black scrimmage on Aug. 20, tallying 17 kills. Last season, they were flanked by Sarah Redding, who posted a strong freshman season with 173 kills, averaging 2.22 per set. Joining them are freshmen Chandler Atwood, Hannah Henriksen and Toni McDougald, while junior Courtney Ensich returns to the program after not playing last season.

ATTACK ATTACK

The Red Raiders racked up 1,308 kills during the 2015 season, with 931 of those kills back and ready to go for 2016. Tech returns four of their top five attackers from last year in Lauren Douglass (280), Sarah Redding (173), Katy Keenan (128) and Victoria Hinneburg (122). The Red Raiders tallied 15 more kills than their opponents last season, averaging 13.3 per set for an overall hitting percentage of .209.

CONTINUING THE TREND

In each of the last six years, a Red Raiders has cracked the top 10 in single-season digs at Texas Tech. In 2010, Tori Vaughn put up 409 digs, but was knocked out by Eric Ruegg in 2011 with 419 digs. The next three years were dominated by Rachel Brummitt, who set the school record in 2012 (510) and 2013 (604), then posted 510 digs in her 2014 senior season. Those three years also catapulted her to the Texas Tech career digs record with 1,624. Last year, Carlie Foust notched 491 digs, which ranked fourth on the list. Who continues that trend in 2016?

BIG 12 CONFERENCE STANDINGS

| | BIG 12 | | | OVERALL | | | Home | Away | Neutral | Sets | Streak |
|---------------|--------|---|-------|---------|----|------|------|------|---------|-------|--------|
| | W | L | Pct. | W | L | Pct. | | | | | |
| Texas | 8 | 0 | 1.000 | 16 | 2 | .889 | 8-1 | 7-0 | 1-1 | 50-19 | W8 |
| Kansas | 7 | 1 | .875 | 18 | 2 | .900 | 9-0 | 4-2 | 5-0 | 56-15 | W6 |
| Baylor | 6 | 2 | .750 | 18 | 6 | .750 | 10-2 | 6-3 | 2-1 | 60-28 | W3 |
| Kansas State | 5 | 3 | .625 | 16 | 5 | .762 | 9-2 | 4-2 | 3-1 | 51-28 | W2 |
| Oklahoma | 3 | 5 | .375 | 12 | 9 | .571 | 5-3 | 4-4 | 3-2 | 45-32 | L2 |
| Iowa State | 3 | 5 | .375 | 11 | 9 | .550 | 5-4 | 4-5 | 2-0 | 44-29 | W1 |
| TCU | 3 | 6 | .333 | 10 | 9 | .526 | 7-3 | 2-6 | 1-0 | 34-38 | L5 |
| West Virginia | 2 | 7 | .222 | 11 | 12 | .478 | 4-5 | 3-4 | 4-3 | 44-43 | L3 |
| Texas Tech | 0 | 8 | .000 | 10 | 13 | .435 | 5-4 | 4-5 | 1-4 | 35-46 | L11 |

LAST MATCH

Volleyball Box Score

#2 Texas vs Texas Tech (Oct 21, 2016 at Lubbock, Texas)

| # | Texas | S | Attack | | | | Ast | Serve | | | RE | Dig | Block | | | BH | Pts |
|--------|----------------------|---|--------|----|-----|-------|-----|-------|----|----|----|-----|-------|----|---|----|-----|
| | | | K | E | TA | Pct | | SA | SE | BS | | | BA | BE | | | |
| 1 | White, Micaya | 5 | 16 | 7 | 51 | .176 | 0 | 0 | 5 | 1 | 9 | 0 | 5 | 0 | 0 | - | |
| 2 | Nwanebu, Ebony | 5 | 16 | 1 | 38 | .395 | 0 | 1 | 3 | 0 | 5 | 0 | 1 | 0 | 0 | - | |
| 4 | Hahn, Claire | 5 | 0 | 0 | 2 | .000 | 0 | 0 | 0 | 1 | 15 | 0 | 0 | 0 | 0 | - | |
| 12 | Johnson, Morgan | 5 | 8 | 1 | 17 | .412 | 0 | 0 | 1 | 0 | 9 | 0 | 4 | 2 | 0 | - | |
| 21 | Collins, Chloe | 5 | 1 | 2 | 5 | -.200 | 61 | 0 | 1 | 0 | 12 | 0 | 0 | 0 | 0 | - | |
| 27 | Bedart-Ghani, Yaazie | 5 | 5 | 2 | 9 | .333 | 1 | 0 | 0 | 0 | 1 | 0 | 8 | 1 | 0 | - | |
| 7 | Dalton, Nicole | 5 | 0 | 0 | 0 | .000 | 1 | 0 | 0 | 1 | 4 | 0 | 0 | 0 | 0 | - | |
| 8 | McCoy, Cat | 5 | 0 | 0 | 1 | .000 | 4 | 3 | 1 | 0 | 20 | 0 | 0 | 0 | 0 | - | |
| 16 | Beard, Lauren | 5 | 0 | 0 | 0 | .000 | 0 | 0 | 1 | 0 | 2 | 0 | 0 | 0 | 0 | - | |
| 17 | Baselovic, Mirta | 1 | 0 | 0 | 0 | .000 | 0 | 0 | 0 | 0 | 1 | 0 | 0 | 0 | 0 | - | |
| 19 | P Cerame, Paulina | 5 | 24 | 5 | 52 | .365 | 0 | 0 | 0 | 1 | 6 | 0 | 6 | 0 | 0 | - | |
| Totals | | 5 | 70 | 18 | 175 | .297 | 67 | 4 | 12 | 4 | 84 | 0 | 24 | 3 | 0 | - | |

Team Attack By Set

TOTAL TEAM BLOCKS: 12.0

| Set | K | E | TA | Pct |
|-----|----|---|----|------|
| 1 | 13 | 5 | 35 | .229 |
| 2 | 16 | 6 | 40 | .250 |
| 3 | 17 | 0 | 23 | .739 |
| 4 | 17 | 6 | 52 | .212 |
| 5 | 7 | 1 | 25 | .240 |

SET SCORES

Texas (3)
Texas Tech (2)

1 2 3 4 5 Team Records:
 21 25 25 26 15 16-2, 8-0
 25 18 16 28 7 10-13, 0-8

| # | Texas Tech | S | Attack | | | | Ast | Serve | | | RE | Dig | Block | | | BH | Pts |
|--------|-------------------|---|--------|----|-----|-------|-----|-------|----|----|----|-----|-------|----|---|----|-----|
| | | | K | E | TA | Pct | | SA | SE | BS | | | BA | BE | | | |
| 4 | Grubb, Marguerite | 5 | 3 | 0 | 9 | .333 | 44 | 0 | 2 | 0 | 12 | 0 | 1 | 0 | 2 | - | |
| 5 | Douglass, Lauren | 5 | 14 | 3 | 32 | .344 | 1 | 0 | 2 | 0 | 3 | 1 | 2 | 1 | 0 | - | |
| 6 | Redding, Sarah | 5 | 17 | 6 | 40 | .275 | 0 | 0 | 0 | 0 | 0 | 0 | 2 | 1 | 0 | - | |
| 12 | Keenan, Katy | 5 | 8 | 6 | 26 | .077 | 0 | 0 | 0 | 0 | 0 | 0 | 2 | 0 | 0 | - | |
| 17 | Sagers, Maggie | 5 | 0 | 1 | 6 | -.167 | 0 | 1 | 0 | 3 | 5 | 0 | 0 | 0 | 0 | - | |
| 18 | Atwood, Chandler | 5 | 4 | 7 | 23 | -.130 | 0 | 0 | 1 | 0 | 8 | 0 | 0 | 0 | 0 | - | |
| 7 | Akiu, Reyn | 5 | 0 | 0 | 0 | .000 | 5 | 0 | 0 | 1 | 23 | 0 | 0 | 0 | 0 | - | |
| 9 | Morgan, Ashley | 5 | 0 | 0 | 3 | .000 | 1 | 1 | 1 | 0 | 13 | 0 | 0 | 0 | 0 | - | |
| 16 | McDougald, Toni | 5 | 13 | 5 | 42 | .190 | 1 | 0 | 0 | 0 | 4 | 0 | 1 | 0 | 0 | - | |
| 26 | Bryant, Katelyn | 5 | 0 | 0 | 1 | .000 | 2 | 2 | 0 | 0 | 6 | 0 | 0 | 0 | 0 | - | |
| Totals | | 5 | 59 | 28 | 182 | .170 | 54 | 4 | 6 | 4 | 74 | 1 | 8 | 2 | 2 | | |

Team Attack By Set

TOTAL TEAM BLOCKS: 5.0

| Set | K | E | TA | Pct |
|-----|----|---|----|-------|
| 1 | 15 | 3 | 35 | .343 |
| 2 | 9 | 8 | 41 | .024 |
| 3 | 11 | 4 | 22 | .318 |
| 4 | 19 | 7 | 57 | .211 |
| 5 | 5 | 6 | 27 | -.037 |

Site: Lubbock, Texas (United Supermarkets)
 Date: Oct 21, 2016 Attend: 1223 Time: 2:15
 Referees: Steve Owen, Thang Nguyen



HEAD COACH

@TonyGraystone

TONY GRAYSTONE

18th Season Overall • 1st Season at Texas Tech • University of Louisville '96

Entering his first season at Tech, Tony Graystone has a solid mixture of great newcomers and established veterans

Tony Graystone was named the head coach of Texas Tech volleyball on Thursday, Jan. 21, 2016. Graystone arrives at Texas Tech after serving seven seasons as the head volleyball coach at Texas A&M-Corpus Christi.

"Tony Graystone is a proven winner and a respectful leader and coach with tremendous ties to the state of Texas, specifically in West Texas," Texas Tech Director of Athletics Kirby Hocutt said. "We are so thrilled to welcome him, along with Lauren, Drew and Dylan to the Texas Tech Athletics family."

In seven seasons at Texas A&M-Corpus Christi, Graystone turned the Islanders into one of the premier volleyball programs in the Southland Conference. Last season, the Islanders put together their best season in program history, finishing 31-5 overall, with a spotless 16-0 conference mark. It was also the first NCAA Tournament berth for the Islanders, who faced Texas A&M in first round play. Their win total was the best in school history and was one win short of the winningest season by any Southland program.

Graystone's squads have recorded 20 or more wins in three of the last four seasons, finishing one victory shy of that mark in 2014. He improved his team's win total in each of his first four seasons on the Island, culminating with the 2013 season, which was a historic season for the Islanders. The team finished with a 20-12 record, including a then school-best 13-5

record in Southland Conference play. The Islanders also made history by advancing to the semifinals of the conference tournament for the first time.

"This is a very special day for me and my family," Graystone said. "Lubbock is definitely home for us and there's no place we'd rather be than at Texas Tech. I am looking forward to meeting the team and getting started on the court as soon as possible. We all know the challenges ahead of us to improve the program and take positive steps in the Big 12. But I know I'm starting with a group of talented, committed players and together we will make it happen."

In the last four years, Graystone has collected a 91-44 record, including a 52-16 record in Southland play. In 2015, the Islanders made their fourth consecutive appearance and fifth overall trip to the Southland Tournament. For the second-straight year, the Islanders advanced to the semifinals while finishing with a 19-16 record, including an 11-5 record in conference play.

The squad set a school record in 2012 with a 21-11 mark. The Islanders won 12 Southland matches and finished third in the conference, both first-time accomplishments for Texas A&M-Corpus Christi. Since Graystone took over the program, the Islanders have improved their national RPI by 235 spots, making them the most improved NCAA Division I team in the country over that time.

Prior to coming to the Island, Graystone spent 10 seasons as the head coach at West Texas A&M in Canyon, where he posted a 315-61 record and became the all-time winningest coach in program history. His .837 winning percentage was the third-

highest among active NCAA Division II head coaches and he reached 300 victories faster than any other coach in the division's history. He reached 100 wins in 106 matches making him the quickest coach at the time in any NCAA sport or division to reach the century mark in wins. He was named the Lone Star Conference Coach of the Year five times and the AVCA Southwest Region Coach of the Year on four occasions.

At West Texas A&M, he guided the Lady Buffs to five NCAA Regional appearances and eight Lone Star Conference crowns in 10 seasons. He mentored 16 All-Americans and one Division II National Player of the Year in 1999. His 2001 team was ranked No. 1 for seven weeks, while his 2002 team held the top spot for five weeks. In 2003, his team set an NCAA standard with 77 conference wins in a row.

Before becoming the head coach, Graystone was an assistant coach for the Lady Buffs and was part of a coaching staff that won the NCAA Division II Championship in 1997. He also served as the program director for the Amarillo Junior Olympic Volleyball Club. He began his career as a head coach at Waggoner and Ballard High Schools in Louisville, Kentucky.

Graystone earned an M.S. in exercise physiology from the University of Louisville in 1996 after graduating with a B.S. in Health Sciences with an emphasis in exercise science from Grand Valley State (Mich.) in 1992.

He and his wife Lauren, a native of Whitharral, Texas, have two sons, Drew and Dylan.



2016 MATCH-BY-MATCH RESULTS

| Date | Opponent | Score | Match results | Overall | Conf | Time | Attend |
|----------------|-----------------------|-------|-----------------------------------|---------|------|------|--------|
| Aug. 26, 2015 | vs Colorado | L 2-3 | 25-20, 19-25, 26-24, 18-25, 8-15 | 0-1 | 0-0 | 2:05 | 125 |
| Aug. 27, 2015 | vs Long Beach State | L 0-3 | 16-25, 16-25, 23-25 | 0-2 | 0-0 | 1:13 | 128 |
| Aug. 27, 2015 | at Portland State | W 3-1 | 25-17, 25-21, 22-25, 25-17 | 1-2 | 0-0 | 1:43 | 288 |
| Sept. 2, 2016 | vs South Dakota State | W 3-0 | 25-18, 25-17, 25-21 | 2-2 | 0-0 | 1:07 | 48 |
| Sept. 2, 2016 | at North Dakota State | W 3-2 | 21-25, 25-27, 25-22, 25-12, 15-11 | 3-2 | 0-0 | 2:16 | 863 |
| Sept. 3, 2016 | at North Dakota | W 3-0 | 25-20, 25-18, 25-22 | 4-2 | 0-0 | 1:26 | 959 |
| Sept. 5, 2016 | UTEP | W 3-0 | 25-16, 25-15, 25-23 | 5-2 | 0-0 | 1:24 | 423 |
| Sept. 9, 2016 | ABILENE CHRISTIAN | W 3-0 | 25-9, 25-10, 25-16 | 6-2 | 0-0 | 1:08 | 519 |
| Sept. 9, 2016 | STEPHEN F. AUSTIN | W 3-1 | 21-25, 25-21, 25-15, 25-12 | 7-2 | 0-0 | 1:48 | 563 |
| Sept. 10, 2016 | TEXAS-RGV | W 3-0 | 25-23, 26-24, 25-21 | 8-2 | 0-0 | 1:20 | 266 |
| Sept. 10, 2016 | ORAL ROBERTS | W 3-1 | 25-19, 25-12, 20-25, 25-16 | 9-2 | 0-0 | 1:46 | 288 |
| Sept. 14, 2016 | at Rice | W 3-2 | 25-20, 17-25, 25-15, 23-25, 18-16 | 10-2 | 0-0 | 2:22 | 446 |
| Sept. 15, 2016 | vs Texas State | L 0-3 | 21-25, 17-25, 20-25 | 10-3 | 0-0 | 1:15 | -- |
| Sept. 16, 2016 | vs Wichita State | L 0-3 | 21-25, 22-25, 20-25 | 10-4 | 0-0 | 1:19 | -- |
| Sept. 16, 2016 | at UTSA | L 0-3 | 12-25, 22-25, 12-25 | 10-5 | 0-0 | 1:13 | 390 |
| Sept. 21, 2016 | at TCU | L 1-3 | 14-25, 25-22, 13-25, 14-25 | 10-6 | 0-1 | 1:52 | 1,611 |
| Sept. 24, 2016 | WEST VIRGINIA | L 0-3 | 19-25, 23-25, 20-25 | 10-7 | 0-2 | 1:30 | 349 |
| Sept. 28, 2016 | at Baylor | L 0-3 | 17-25, 24-26, 19-25 | 10-8 | 0-3 | 1:30 | 818 |
| Oct. 5, 2016 | KANSAS STATE | L 0-3 | 18-25, 19-25, 20-25 | 10-9 | 0-4 | 1:30 | 431 |
| Oct. 8, 2016 | at #6 Kansas | L 0-3 | 8-25, 18-25, 18-25 | 10-10 | 0-5 | 1:11 | 1302 |
| Oct. 12, 2016 | OKLAHOMA | L 0-3 | 26-28, 23-25, 17-25 | 10-11 | 0-6 | 1:27 | 479 |
| Oct. 15, 2016 | at Iowa State | L 0-3 | 13-25, 14-25, 15-25 | 10-12 | 0-7 | 1:06 | 3620 |
| Oct. 21, 2016 | #2 TEXAS | L 2-3 | 25-21, 18-25, 16-25, 28-26, 7-15 | 10-13 | 0-8 | 2:15 | 1223 |

* Big 12 Conference match

| ATTENDANCE | Dates | Total | Average |
|------------|-------|-------|---------|
| Total: | 23 | 14749 | 614 |
| Home: | 9 | 4541 | 505 |
| Away: | 9 | 9907 | 1100 |
| Neutral: | 4 | 301 | 60 |

2016 INDIVIDUAL STATS

| ## | Name | ATTACK | | | | | | | SET | | | | SERVE | | | | |
|------------------------|---------------------|-----------|--------------|-------------|--------------|------------|-------------|-------------|-------------|--------------|-------------|-------------|------------|-------------|------------|-------------|-------------|
| | | SP | MP-MS | K | K/Set | E | TA | Pct | A | A/Set | TA | Pct | SA | SA/Set | SE | TA | Pct |
| 5 | Douglass, Lauren | 81 | 23-23 | 249 | 3.07 | 54 | 521 | .374 | 5 | 0.06 | 36 | .139 | 15 | 0.19 | 20 | 213 | .906 |
| 16 | McDougald, Toni | 63 | 19-13 | 147 | 2.33 | 66 | 451 | .180 | 1 | 0.02 | 38 | .026 | 0 | 0.00 | 7 | 55 | .873 |
| 12 | Keenan, Katy | 80 | 23-23 | 128 | 1.60 | 51 | 300 | .257 | 3 | 0.04 | 10 | .300 | 0 | 0.00 | 0 | 10 | 1.000 |
| 18 | Atwood, Chandler | 48 | 17-8 | 104 | 2.17 | 38 | 277 | .238 | 2 | 0.04 | 13 | .154 | 0 | 0.00 | 1 | 10 | .900 |
| 33 | Henriksen, Hannah | 52 | 21-0 | 98 | 1.88 | 42 | 314 | .178 | 2 | 0.04 | 10 | .200 | 0 | 0.00 | 0 | 3 | 1.000 |
| 11 | Ybanez, Alyssa | 35 | 14-10 | 80 | 2.29 | 55 | 252 | .099 | 6 | 0.17 | 38 | .158 | 5 | 0.14 | 12 | 100 | .880 |
| 6 | Redding, Sarah | 24 | 9-8 | 55 | 2.29 | 33 | 147 | .150 | 0 | 0.00 | 2 | .000 | 0 | 0.00 | 1 | 2 | .500 |
| 15 | Ensch, Courtney | 25 | 10-7 | 47 | 1.88 | 15 | 134 | .239 | 0 | 0.00 | 4 | .000 | 0 | 0.00 | 3 | 3 | .000 |
| 4 | Grubb, Marguerite | 73 | 22-21 | 45 | 0.62 | 15 | 151 | .199 | 730 | 10.00 | 1567 | .466 | 5 | 0.07 | 17 | 196 | .913 |
| 13 | Fragniere, Audrey | 13 | 7-2 | 18 | 1.38 | 17 | 78 | .013 | 0 | 0.00 | 6 | .000 | 0 | 0.00 | 2 | 9 | .778 |
| 1 | Hinneburg, Victoria | 16 | 12-0 | 6 | 0.38 | 3 | 20 | .150 | 0 | 0.00 | 1 | .000 | 0 | 0.00 | 0 | 1 | 1.000 |
| 2 | Rittimann, Kylie | 57 | 19-5 | 5 | 0.09 | 3 | 29 | .069 | 7 | 0.12 | 46 | .152 | 8 | 0.14 | 12 | 137 | .912 |
| 3 | Cowan, Kyndal | 20 | 10-2 | 3 | 0.15 | 4 | 13 | -.077 | 55 | 2.75 | 200 | .275 | 2 | 0.10 | 2 | 32 | .938 |
| 7 | Akiu, Reyn | 79 | 23-1 | 3 | 0.04 | 1 | 19 | .105 | 67 | 0.85 | 324 | .207 | 16 | 0.20 | 10 | 367 | .973 |
| 17 | Sagers, Maggie | 69 | 20-7 | 2 | 0.03 | 7 | 37 | -.135 | 13 | 0.19 | 94 | .138 | 17 | 0.25 | 24 | 243 | .901 |
| 26 | Bryant, Katelyn | 72 | 22-8 | 1 | 0.01 | 0 | 8 | .125 | 15 | 0.21 | 80 | .188 | 14 | 0.19 | 4 | 247 | .984 |
| 24 | Martinez, Taylor | 1 | 1-0 | 0 | 0.00 | 0 | 0 | .000 | 0 | 0.00 | 0 | .000 | 0 | 0.00 | 1 | 1 | .000 |
| 8 | Canales, Sophia | 7 | 3-0 | 0 | 0.00 | 1 | 3 | -.333 | 17 | 2.43 | 61 | .279 | 0 | 0.00 | 1 | 12 | .917 |
| 9 | Morgan, Ashley | 21 | 7-0 | 0 | 0.00 | 1 | 10 | -.100 | 2 | 0.10 | 9 | .222 | 2 | 0.10 | 6 | 51 | .882 |
| 10 | Dobbins, Eighmy | 9 | 5-0 | 0 | 0.00 | 1 | 4 | -.250 | 2 | 0.22 | 5 | .400 | 1 | 0.11 | 0 | 12 | 1.000 |
| TEXAS TECH..... | | 81 | 23-23 | 991 | 12.23 | 407 | 2768 | .211 | 927 | 11.44 | 2544 | .364 | 85 | 1.05 | 123 | 1704 | .928 |
| Opponents..... | | 81 | 23-23 | 1083 | 13.37 | 406 | 2844 | .238 | 1020 | 12.59 | 2617 | .390 | 106 | 1.31 | 169 | 1756 | .904 |

| ## | Name | S | RECEPT | | | DIG | | BLOCKING | | | | | | Points | Pts/Set |
|------------------------|---------------------|-----------|------------|-------------|-------------|-------------|--------------|-----------|------------|--------------|-------------|-----------|-----------|---------------|--------------|
| | | | RE | TA | Pct | DIG | Dig/S | BA | Total | Blk/S | BE | BHE | | | |
| 5 | Douglass, Lauren | 81 | 2 | 14 | .857 | 41 | 0.51 | 69 | 83 | 1.02 | 7 | 1 | | 312.5 | 3.86 |
| 16 | McDougald, Toni | 63 | 9 | 125 | .928 | 45 | 0.71 | 17 | 20 | 0.32 | 5 | 0 | | 158.5 | 2.52 |
| 12 | Keenan, Katy | 80 | 0 | 8 | 1.000 | 10 | 0.12 | 41 | 45 | 0.56 | 7 | 0 | | 152.5 | 1.91 |
| 18 | Atwood, Chandler | 48 | 0 | 12 | 1.000 | 32 | 0.67 | 16 | 20 | 0.42 | 3 | 0 | | 116.0 | 2.42 |
| 33 | Henriksen, Hannah | 52 | 4 | 31 | .871 | 24 | 0.46 | 11 | 14 | 0.27 | 5 | 0 | | 106.5 | 2.05 |
| 11 | Ybanez, Alyssa | 35 | 9 | 74 | .878 | 60 | 1.71 | 12 | 13 | 0.37 | 2 | 0 | | 92.0 | 2.63 |
| 6 | Redding, Sarah | 24 | 0 | 0 | .000 | 4 | 0.17 | 14 | 14 | 0.58 | 3 | 0 | | 62.0 | 2.58 |
| 15 | Ensch, Courtney | 25 | 0 | 1 | 1.000 | 7 | 0.28 | 13 | 14 | 0.56 | 0 | 0 | | 54.5 | 2.18 |
| 4 | Grubb, Marguerite | 73 | 1 | 1 | .000 | 167 | 2.29 | 28 | 33 | 0.45 | 4 | 10 | | 69.0 | 0.95 |
| 13 | Fragniere, Audrey | 13 | 5 | 38 | .868 | 6 | 0.46 | 2 | 3 | 0.23 | 0 | 0 | | 20.0 | 1.54 |
| 1 | Hinneburg, Victoria | 16 | 0 | 1 | 1.000 | 2 | 0.12 | 4 | 4 | 0.25 | 0 | 0 | | 8.0 | 0.50 |
| 2 | Rittimann, Kylie | 57 | 7 | 117 | .940 | 56 | 0.98 | 0 | 0 | 0.00 | 0 | 0 | | 13.0 | 0.23 |
| 7 | Akiu, Reyn | 79 | 14 | 367 | .962 | 369 | 4.67 | 0 | 0 | 0.00 | 0 | 0 | | 19.0 | 0.24 |
| 3 | Cowan, Kyndal | 20 | 0 | 0 | .000 | 16 | 0.80 | 0 | 0 | 0.00 | 2 | 10 | | 5.0 | 0.25 |
| 17 | Sagers, Maggie | 69 | 19 | 300 | .937 | 134 | 1.94 | 0 | 0 | 0.00 | 0 | 0 | | 19.0 | 0.28 |
| 26 | Bryant, Katelyn | 72 | 19 | 179 | .894 | 150 | 2.08 | 0 | 0 | 0.00 | 0 | 0 | | 15.0 | 0.21 |
| 10 | Dobbins, Eighmy | 9 | 3 | 11 | .727 | 9 | 1.00 | 0 | 0 | 0.00 | 0 | 0 | | 1.0 | 0.11 |
| 9 | Morgan, Ashley | 21 | 4 | 70 | .943 | 37 | 1.76 | 0 | 0 | 0.00 | 0 | 0 | | 2.0 | 0.10 |
| 8 | Canales, Sophia | 7 | 0 | 0 | .000 | 5 | 0.71 | 0 | 0 | 0.00 | 0 | 0 | | 0.0 | 0.00 |
| 24 | Martinez, Taylor | 1 | 0 | 0 | .000 | 0 | 0.00 | 0 | 0 | 0.00 | 0 | 0 | | 0.0 | 0.00 |
| TEAM | | | 10 | | | | | | | | | | | | |
| TEXAS TECH..... | | 81 | 106 | 1567 | .932 | 1174 | 14.49 | 36 | 227 | 149.5 | 1.85 | 38 | 21 | 1225.5 | 15.13 |
| Opponents..... | | 81 | 85 | 1567 | .946 | 1191 | 14.70 | 26 | 294 | 173.0 | 2.14 | 53 | 15 | 1362.0 | 16.81 |

2016 TEXAS TECH TEAM MATCH-BY-MATCH

| Date | Opponent | SP | K | E | TA | Pct. | A | SA | SE | RE | DIG | BS | BA | BE | Total | BHE | Points |
|-------------------|-----------------------|-----------|-------------|------------|-------------|-------------|-------------|------------|------------|------------|-------------|-----------|------------|-----------|--------------|-----------|---------------|
| Aug. 26 | COLORADO | 5 | 63 | 26 | 147 | .252 | 63 | 3 | 8 | 7 | 51 | 0 | 18 | 6 | 9.0 | 0 | 75.0 |
| Aug. 27 | vs Long Beach State | 3 | 30 | 13 | 86 | .198 | 29 | 5 | 3 | 5 | 26 | 1 | 12 | 5 | 7.0 | 0 | 42.0 |
| Aug. 27 | at Portland State | 4 | 59 | 12 | 134 | .351 | 52 | 5 | 6 | 7 | 55 | 2 | 24 | 2 | 14.0 | 0 | 78.0 |
| Sept. 2 | vs South Dakota State | 3 | 41 | 16 | 110 | .227 | 41 | 6 | 6 | 2 | 50 | 4 | 8 | 2 | 8.0 | 0 | 55.0 |
| Sept. 2 | at North Dakota State | 5 | 68 | 22 | 177 | .260 | 64 | 1 | 9 | 4 | 82 | 4 | 12 | 2 | 10.0 | 1 | 79.0 |
| Sept. 3 | at North Dakota | 3 | 47 | 12 | 107 | .327 | 43 | 5 | 4 | 2 | 52 | 3 | 2 | 0 | 4.0 | 0 | 56.0 |
| Sept. 5 | UTEP | 3 | 43 | 13 | 117 | .256 | 39 | 3 | 6 | 2 | 52 | 0 | 14 | 1 | 7.0 | 0 | 53.0 |
| Sept. 9 | ABILENE CHRISTIAN | 3 | 42 | 6 | 71 | .507 | 37 | 9 | 6 | 0 | 38 | 1 | 9 | 0 | 5.5 | 1 | 56.5 |
| Sept. 9 | STEPHEN F. AUSTIN | 4 | 54 | 25 | 163 | .178 | 50 | 6 | 9 | 5 | 85 | 3 | 18 | 0 | 12.0 | 0 | 72.0 |
| Sept. 10 | TEXAS-RGV | 3 | 46 | 13 | 121 | .273 | 42 | 5 | 4 | 1 | 52 | 2 | 10 | 0 | 7.0 | 0 | 58.0 |
| Sept. 10 | ORAL ROBERTS | 4 | 46 | 13 | 110 | .300 | 44 | 6 | 7 | 8 | 50 | 2 | 14 | 1 | 9.0 | 0 | 61.0 |
| Sept. 14 | at Rice | 5 | 65 | 25 | 174 | .230 | 57 | 6 | 2 | 5 | 70 | 6 | 12 | 5 | 12.0 | 3 | 83.0 |
| Sept. 15 | vs Texas State | 3 | 36 | 21 | 110 | .136 | 34 | 2 | 6 | 6 | 41 | 0 | 10 | 2 | 5.0 | 1 | 43.0 |
| Sept. 16 | vs Wichita State | 3 | 38 | 17 | 129 | .163 | 36 | 1 | 3 | 3 | 60 | 1 | 6 | 1 | 4.0 | 0 | 43.0 |
| Sept. 16 | at UTSA | 3 | 22 | 19 | 83 | .036 | 21 | 3 | 4 | 8 | 30 | 0 | 6 | 2 | 3.0 | 2 | 28.0 |
| Sept. 21 | at TCU | 4 | 37 | 23 | 147 | .095 | 31 | 2 | 5 | 5 | 65 | 2 | 8 | 3 | 6.0 | 2 | 45.0 |
| Sept. 24 | WEST VIRGINIA | 3 | 33 | 15 | 88 | .205 | 32 | 3 | 3 | 7 | 43 | 0 | 14 | 1 | 7.0 | 1 | 43.0 |
| Sept. 28 | at Baylor | 3 | 33 | 19 | 108 | .130 | 32 | 5 | 3 | 6 | 38 | 0 | 12 | 0 | 6.0 | 0 | 44.0 |
| Oct. 5 | KANSAS STATE | 3 | 37 | 19 | 107 | .168 | 37 | 1 | 4 | 5 | 39 | 2 | 4 | 1 | 4.0 | 0 | 42.0 |
| Oct. 8 | at Kansas | 3 | 21 | 12 | 75 | .120 | 20 | 2 | 4 | 10 | 32 | 0 | 2 | 1 | 1.0 | 5 | 24.0 |
| Oct. 12 | OKLAHOMA | 3 | 44 | 19 | 123 | .203 | 42 | 1 | 8 | 1 | 50 | 0 | 4 | 0 | 2.0 | 1 | 47.0 |
| Oct 15 | at Iowa State | 3 | 27 | 19 | 99 | .081 | 27 | 1 | 7 | 3 | 39 | 2 | 0 | 1 | 2.0 | 2 | 30.0 |
| Oct 21 | TEXAS | 5 | 59 | 28 | 182 | .170 | 54 | 4 | 6 | 4 | 74 | 1 | 8 | 2 | 5.0 | 2 | 68.0 |
| Texas Tech | | 81 | 991 | 407 | 2768 | .211 | 927 | 85 | 123 | 106 | 1174 | 36 | 227 | 38 | 149.5 | 21 | 1225.5 |
| Opponent | | 81 | 1083 | 406 | 2844 | .238 | 1020 | 106 | 169 | 85 | 1191 | 26 | 294 | 53 | 173.0 | 15 | 1362.0 |

BY SET AVERAGES

Sets played: 81

Kills per set: 12.23

Assists per set: 11.44

Service aces per set: 1.05

Reception errors per set: 1.31

Digs per set: 14.49

Blocks per set: 1.85

Ball handling errors per set: 0.26

Reception errors per set: 1.31

Points per set: 15.13

2016 OPPONENT TEAM MATCH-BY-MATCH

| Date | Opponent | SP | K | E | TA | Pct. | A | SA | SE | RE | DIG | BS | BA | BE | Total | BHE | Points |
|------------------------|-----------------------|-----------|-------------|------------|-------------|-------------|-------------|------------|------------|------------|-------------|-----------|------------|-----------|--------------|-----------|---------------|
| Aug. 26 | COLORADO | 5 | 66 | 20 | 141 | .326 | 60 | 7 | 10 | 3 | 42 | 1 | 22 | 8 | 12.0 | 0 | 85.0 |
| Aug. 27 | vs Long Beach State | 3 | 50 | 12 | 94 | .404 | 46 | 5 | 6 | 5 | 36 | 1 | 6 | 2 | 4.0 | 0 | 59.0 |
| Aug. 27 | at Portland State | 4 | 54 | 28 | 144 | .181 | 52 | 7 | 2 | 5 | 54 | 2 | 8 | 5 | 6.0 | 0 | 67.0 |
| Sept. 2 | vs South Dakota State | 3 | 32 | 21 | 109 | .101 | 31 | 2 | 4 | 6 | 49 | 1 | 12 | 3 | 7.0 | 2 | 41.0 |
| Sept. 2 | at North Dakota State | 5 | 61 | 34 | 194 | .139 | 60 | 4 | 6 | 1 | 75 | 4 | 6 | 4 | 7.0 | 0 | 72.0 |
| Sept. 3 | at North Dakota | 3 | 40 | 17 | 116 | .198 | 37 | 2 | 6 | 5 | 43 | 1 | 8 | 1 | 5.0 | 0 | 47.0 |
| Sept. 5 | UTEP | 3 | 31 | 19 | 120 | .100 | 29 | 2 | 6 | 3 | 49 | 1 | 8 | 0 | 5.0 | 0 | 38.0 |
| Sept. 9 | ABILENE CHRISTIAN | 3 | 22 | 16 | 79 | .076 | 20 | 0 | 7 | 9 | 20 | 0 | 8 | 0 | 4.0 | 1 | 26.0 |
| Sept. 9 | STEPHEN F. AUSTIN | 4 | 33 | 27 | 153 | .039 | 32 | 5 | 6 | 6 | 76 | 1 | 18 | 0 | 10.0 | 1 | 48.0 |
| Sept. 10 | TEXAS-RGV | 3 | 50 | 16 | 130 | .262 | 47 | 1 | 7 | 5 | 57 | 0 | 10 | 1 | 5.0 | 0 | 56.0 |
| Sept. 10 | ORAL ROBERTS | 4 | 44 | 26 | 129 | .140 | 41 | 8 | 16 | 6 | 49 | 1 | 12 | 3 | 7.0 | 0 | 59.0 |
| Sept. 14 | at Rice | 5 | 66 | 30 | 176 | .205 | 64 | 5 | 5 | 6 | 70 | 5 | 12 | 8 | 11.0 | 2 | 82.0 |
| Sept. 15 | vs Texas State | 3 | 40 | 11 | 99 | .293 | 37 | 6 | 6 | 2 | 46 | 1 | 18 | 2 | 10.0 | 3 | 56.0 |
| Sept. 16 | vs Wichita State | 3 | 49 | 14 | 129 | .271 | 49 | 3 | 10 | 1 | 63 | 1 | 14 | 2 | 8.0 | 0 | 60.0 |
| Sept. 16 | at UTSA | 3 | 42 | 9 | 83 | .398 | 39 | 8 | 11 | 3 | 39 | 1 | 18 | 1 | 10.0 | 0 | 60.0 |
| Sept. 21 | at TCU | 4 | 59 | 16 | 149 | .289 | 52 | 5 | 8 | 2 | 77 | 1 | 16 | 1 | 9.0 | 1 | 73.0 |
| Sept. 24 | WEST VIRGINIA | 3 | 48 | 9 | 108 | .361 | 44 | 7 | 12 | 3 | 35 | 0 | 20 | 3 | 10.0 | 3 | 65.0 |
| Sept. 28 | at Baylor | 3 | 48 | 19 | 112 | .259 | 43 | 6 | 1 | 5 | 50 | 0 | 14 | 1 | 7.0 | 0 | 61.0 |
| Oct. 5 | KANSAS STATE | 3 | 46 | 13 | 107 | .308 | 45 | 5 | 6 | 1 | 43 | 0 | 8 | 1 | 4.0 | 0 | 55.0 |
| Oct. 8 | at Kansas | 3 | 41 | 11 | 88 | .341 | 38 | 10 | 10 | 2 | 37 | 0 | 10 | 1 | 5.0 | 0 | 56.0 |
| Oct. 12 | OKLAHOMA | 3 | 44 | 19 | 123 | .203 | 42 | 1 | 8 | 1 | 50 | 0 | 4 | 0 | 2.0 | 1 | 47.0 |
| Oct. 15 | at Iowa State | 3 | 42 | 8 | 91 | .374 | 41 | 3 | 5 | 1 | 49 | 4 | 8 | 3 | 8.0 | 1 | 53.0 |
| Oct. 21 | TEXAS | 5 | 70 | 18 | 175 | .297 | 67 | 4 | 12 | 4 | 84 | 0 | 24 | 3 | 12.0 | 0 | 86.0 |
| Opponent totals | | 81 | 1083 | 406 | 2844 | .238 | 1020 | 106 | 169 | 85 | 1191 | 26 | 294 | 53 | 173.0 | 15 | 1362.0 |
| Texas Tech | | 81 | 991 | 407 | 2768 | .211 | 927 | 85 | 123 | 106 | 1174 | 36 | 227 | 38 | 149.5 | 21 | 1225.5 |

BY SET AVERAGES

Sets played: 81

Kills per set: 13.37

Assists per set: 12.59

Service aces per set: 1.31

Reception errors per set: 1.05

Digs per set: 14.70

Blocks per set: 2.14

Ball handling errors per set: 0.19

Reception errors per set: 1.05

Points per set: 16.81

2016 MATCH-BY-MATCH LEADERS

| Opponent | Kills | Hitting % | Digs | Blocks | Assists |
|----------------------|--------------------------|------------------|-------------------|----------------------|--------------|
| vs. Colorado | Ybanez (13) | Keenan (.625) | Akiu (24) | Douglass (6) | Grubb (52) |
| vs. Long Beach State | Ybanez (10) | Ybanez (.400) | Bryant (8) | Douglass (6) | Grubb (27) |
| at Portland State | Douglass (17) | Douglass (.773) | Akiu, Bryant (14) | Douglass (8) | Grubb (43) |
| vs. S. Dakota State | McDougald (11) | Ensch (.500) | Akiu (15) | Grubb (4) | Grubb (35) |
| at N. Dakota State | Douglass (16) | Douglass (.406) | Akiu (23) | Douglass (5) | Grubb (57) |
| at North Dakota | Douglass (15) | Douglass (.462) | Akiu (18) | Keenan (2) | Grubb (33) |
| UTEP | Douglass (15) | Douglass (.577) | Akiu (16) | Douglass (5) | Grubb (29) |
| ABILENE CHRISTIAN | McDougald (10) | Keenan (.800) | Akiu (12) | McDougald (2) | Grubb (27) |
| STEPHEN F. AUSTIN | Douglass (17) | Atwood (.360) | Akiu (30) | Douglass (8) | Grubb (46) |
| UT RIO GRANDE VALLEY | McDougald, Douglass (11) | Douglass (.526) | Akiu (22) | Douglass (3) | Grubb (38) |
| ORAL ROBERTS | Douglass (16) | Atwood (.526) | Akiu, Bryant (16) | Douglass (5) | Grubb (37) |
| at Rice | Henriksen (19) | Douglass (.419) | Akiu (19) | Atwood, Douglass (5) | Grubb (51) |
| vs. Texas State | Douglass (9) | Ybanez (.429) | Akiu (14) | Douglass (3) | Grubb (27) |
| vs. Wichita State | Atwood (10) | Atwood (.320) | Akiu (22) | Douglass (3) | Grubb (30) |
| at UTSA | Atwood, Douglass (5) | Douglass (.455) | Akiu (13) | (Six with 1) | Cowan (17) |
| at TCU | Douglass (10) | Douglass (.450) | Akiu (24) | (Three with 1.5) | Canales (15) |
| WEST VIRGINIA | (Three with 7) | Atwood (.833) | Akiu (15) | Douglass (2) | Grubb (29) |
| at Baylor | Douglass (7) | Sagers (.333) | Akiu (11) | Douglass (2) | Grubb (27) |
| KANSAS STATE | Douglass (10) | Douglass (.368) | Akiu (12) | Keenan (2) | Grubb (28) |
| at Kansas | McDougald, Douglass (6) | McDougald (.455) | Akiu, Sagers (9) | Keenan, Grubb (1) | Cowan (9) |
| OKLAHOMA | Douglass (12) | Atwood (.429) | Sagers (19) | Douglass (2) | Grubb (36) |
| at Iowa State | Douglass (8) | Atwood (.700) | Grubb (12) | Douglass, Keenan (1) | Grubb (25) |
| NO. 2 TEXAS | Redding (17) | Douglass (.344) | Akiu (23) | Douglass (3) | Grubb (44) |

2016 DOUBLE-DOUBLES

| MARGUERITE GRUBB (5) | ASSISTS | DIGS |
|----------------------------|---------|------|
| No. 2 Texas (10/21/16) | 44 | 12 |
| Iowa State (10/15/16) | 25 | 12 |
| Kansas State (10/5/16) | 28 | 11 |
| Stephen F. Austin (9/9/16) | 46 | 16 |
| at North Dakota (9/3/16) | 33 | 16 |
| Career double-doubles: 16 | | |

| ALYSSA YBANEZ (1) | KILLS | DIGS |
|-----------------------------|-------|------|
| at Portland State (8/27/16) | 17 | 10 |
| Career double-doubles: 1 | | |

TEXAS TECH RECORD WHEN

| | |
|--|-------|
| Overall | 10-13 |
| At the United Supermarkets Arena | 5-4 |
| On the road | 4-5 |
| Neutral site | 1-4 |
| Big 12 Play | 0-8 |
| Non-Conference | 10-5 |
| At a tournament | 8-5 |
| On Television | 0-5 |

| | |
|--------------------------------|-----|
| Against ranked opponents | 0-2 |
| Top 5 opponents | 0-1 |
| Top 10 opponents | 0-2 |

| | |
|----------------|------|
| Kills | |
| Leading | 8-0 |
| Trailing | 2-13 |
| Tied | 0-0 |

| | |
|----------------|------|
| Blocks | |
| Leading | 8-10 |
| Trailing | 2-10 |
| Tied | 0-1 |

| | |
|----------------|------|
| Digs | |
| Leading | 8-3 |
| Trailing | 1-10 |
| Tied | 1-0 |

| | |
|--------------------------|------|
| Attack Percentage | |
| Leading | 10-0 |
| Trailing | 0-13 |

| | |
|---------------------|------|
| Service Aces | |
| Leading | 7-0 |
| Trailing | 3-10 |
| Tied | 0-3 |

| | |
|------------------------------|-----|
| Hitting Percentage | |
| Hitting .300 or better | 4-0 |
| Hitting .250 to .299 | 3-1 |
| Hitting .200 to .249 | 2-2 |
| Hitting .100 to .199 | 1-7 |
| Hitting below .100 | 0-3 |

| | |
|--------------------------------------|-----|
| Opponents hitting above .300 | 0-8 |
| Opponents hitting .250 to .299 | 1-5 |
| Opponents hitting .200 to .249 | 1-0 |
| Opponents hitting .100 to .199 | 6-0 |
| Holding opponents below .100 | 2-0 |

| | |
|---------------------|------|
| In three sets | 5-11 |
| In four sets | 3-0 |
| In five sets | 2-2 |

2016 MATCH-BY-MATCH STARTING LINEUPS

| <i>Opponent</i> | <i>DS</i> | <i>OH</i> | <i>OH</i> | <i>MB</i> | <i>SET</i> | <i>MB</i> | <i>LIB</i> |
|-----------------------|-----------|-----------|-----------|-----------|------------|-----------|------------|
| vs Colorado | Rittimann | Redding | Ybanez | Douglass | Grubb | Keenan | Akiu |
| vs Long Beach State | Rittimann | Redding | Ybanez | Douglass | Grubb | Keenan | Akiu |
| at Portland State | Rittimann | Ensch | Ybanez | Douglass | Grubb | Keenan | Akiu |
| vs South Dakota State | Sagers | Ensch | Ybanez | Douglass | Grubb | Keenan | Akiu |
| at North Dakota State | Rittimann | Ensch | Ybanez | Douglass | Grubb | Keenan | Akiu |
| at North Dakota | Bryant | Ensch | McDougald | Douglass | Grubb | Keenan | Akiu |
| UTEP | Bryant | Ensch | McDougald | Douglass | Grubb | Keenan | Akiu |
| Abilene Christian | Bryant | McDougald | Ybanez | Douglass | Grubb | Keenan | Akiu |
| Stephen F. Austin | Bryant | Ensch | Ybanez | Douglass | Grubb | Keenan | Akiu |
| UT Rio Grande Valley | Bryant | Ensch | McDougald | Douglass | Grubb | Keenan | Akiu |
| Oral Roberts | Bryant | Atwood | McDougald | Douglass | Grubb | Keenan | Akiu |
| at Rice | Bryant | Atwood | McDougald | Douglass | Grubb | Keenan | Akiu |
| vs. Texas State | Bryant | Atwood | McDougald | Douglass | Grubb | Keenan | Akiu |
| vs. Wichita State | Sagers | Atwood | Ybanez | Douglass | Grubb | Keenan | Akiu |
| at UTSA | Sagers | Atwood | McDougald | Douglass | Grubb | Keenan | Akiu |
| at TCU | Fagniere | Atwood | Ybanez | Douglass | Cowan | Keenan | Akiu |
| West Virginia | Redding | McDougald | Ybanez | Douglass | Grubb | Keenan | Akiu |
| at Baylor | Sagers | Atwood | McDougald | Douglass | Grubb | Keenan | Akiu |
| Kansas State | Sagers | Redding | McDougald | Douglass | Grubb | Keenan | Akiu |
| at No. 6 Kansas | Sagers | Redding | McDougald | Douglass | Cowan | Keenan | Akiu |
| Oklahoma | Rittimann | Redding | McDougald | Douglass | Grubb | Keenan | Sagers |
| at Iowa State | Akiu | Redding | Fagniere | Douglass | Grubb | Keenan | Sagers |
| No. 2 Texas | Sagers | Redding | Atwood | Douglass | Grubb | Keenan | Akiu |

TEXAS TECH TEAM HIGHS

ATTACK PERCENT (K-E-TA)

.507 (42-6-71) _____ Abilene Christian (Sep 9, 2016)
 .351 (59-12-134) _____ at Portland State (Aug 27, 2016)
 .327 (47-12-107) _____ at North Dakota (Sep 3, 2016)

KILLS (K-E-TA)

68 (68-22-177) 5s _____ at N. Dakota St. (Sep 2, 2016)
 65 (65-25-174) 5s _____ at Rice (Sep 14, 2016)
 63 (63-26-147) 5s _____ vs Colorado (Aug 26, 2016)

KILLS 3-SETS (K-E-TA)

47 (47-12-107) _____ at North Dakota (Sep 3, 2016)
 46 (46-13-121) _____ UTRGV (Sep 10, 2016)

KILLS 4-SETS (K-E-TA)

59 (59-12-134) _____ at Portland State (Aug 27, 2016)
 54 (54-25-163) _____ Stephen F. Austin (Sep 9, 2016)

KILLS 5-SETS (K-E-TA)

68 (68-22-177) _____ at N. Dakota State (Sep 2, 2016)
 65 (65-25-174) _____ at Rice (Sep 14, 2016)
 63 (63-26-147) _____ vs Colorado (Aug 26, 2016)

TOTAL ATTEMPTS (K-E-TA)

182 (59-28-182) 5s _____ Texas (Oct 21, 2016)
 177 (68-22-177) 5s _____ at N. Dakota State (Sep 2, 2016)
 174 (65-25-174) 5s _____ at Rice (Sep 14, 2016)

TOTAL ATTEMPTS 3-SETS (K-E-TA)

129 (38-17-129) _____ vs. Wichita State (Sep 16, 2016)
 123 (44-19-123) _____ Oklahoma (Oct 12, 2016)
 121 (46-13-121) _____ UTRGV (Sep 10, 2016)

TOTAL ATTEMPTS 4-SETS (K-E-TA)

163 (54-25-163) _____ Stephen F. Austin (Sep 9, 2016)
 147 (37-23-147) _____ at TCU (Sep 21, 2016)

TOTAL ATTEMPTS 5-SETS (K-E-TA)

182 (59-28-182) _____ Texas (Oct 21, 2016)
 177 (68-22-177) _____ at N. Dakota State (Sep 2, 2016)
 174 (65-25-174) _____ at Rice (Sep 14, 2016)

ASSISTS

64 (5s) _____ at N. Dakota State (Sep 2, 2016)
 63 (5s) _____ vs Colorado (Aug 26, 2016)
 54 (5s) _____ Texas (Oct 21, 2016)

ASSISTS 3-SETS

43 _____ at North Dakota (Sep 3, 2016)
 42 _____ Oklahoma (Oct 12, 2016)
 42 _____ UTRGV (Sep 10, 2016)

ASSISTS 4-SETS

52 _____ at Portland State (Aug 27, 2016)
 50 _____ Stephen F. Austin (Sep 9, 2016)

ASSISTS 5-SETS

64 _____ at N. Dakota State (Sep 2, 2016)
 63 _____ vs Colorado (Aug 26, 2016)

DIGS

85 (4s) _____ Stephen F. Austin (Sep 9, 2016)
 82 (5s) _____ at N. Dakota State (Sep 2, 2016)
 74 (5s) _____ Texas (Oct. 21, 2016)

DIGS 3-SETS

60 _____ vs. Wichita State (Sep 16, 2016)
 52 _____ UTEP (Sep. 5, 2016)
 52 _____ at North Dakota (Sep 3, 2016)

DIGS 4-SETS

85 _____ Stephen F. Austin (Sep 9, 2016)
 65 _____ at TCU (Sep 21, 2016)

DIGS 5-SETS

82 _____ at N. Dakota State (Sep 2, 2016)
 74 _____ Texas (Oct. 21, 2016)

ACES

9 _____ Abilene Christian (Sep 9, 2016)
 6 _____ at Rice (Sep 14, 2016)
 6 _____ Oral Roberts (Sep 10, 2016)
 6 _____ Stephen F. Austin (Sep 9, 2016)
 6 _____ vs S. Dakota State (Sep 2, 2016)

BLOCKS

14.0 _____ at Portland State (Aug 27, 2016)
 12.0 _____ at Rice (Sep 14, 2016)
 12.0 _____ Stephen F. Austin (Sep 9, 2016)

OPPONENT MATCH HIGHS

ATTACK PERCENT (K-E-TA)

.404 (50-12-94) _____ vs LBSU (Aug 27, 2016)

KILLS (K-E-TA)

70 (70-18-175) 5s _____ Texas (Oct. 21, 2016)

KILLS 3-SETS (K-E-TA)

50 (50-12-94) _____ UTRGV (Sep 10, 2016)
 50 (50-12-94) _____ vs LBSU (Aug 27, 2016)

KILLS 4-SETS (K-E-TA)

59 (59-16-149) _____ at TCU (Sep 21, 2016)

KILLS 5-SETS (K-E-TA)

70 (70-18-175) _____ Texas (Oct. 21, 2016)

TOTAL ATTEMPTS (K-E-TA)

194 (61-34-194) 5s _____ at N. Dakota State (Sep 2, 2016)

TOTAL ATTEMPTS 3-SETS (K-E-TA)

130 (50-16-130) _____ UTRGV (Sep 10, 2016)

TOTAL ATTEMPTS 4-SETS (K-E-TA)

153 (61-34-194) _____ at N. Dakota State (Sep 2, 2016)

TOTAL ATTEMPTS 5-SETS (K-E-TA)

194 (61-34-194) _____ at N. Dakota State (Sep 2, 2016)

OPPONENT TEAM HIGHS

ATTACK PERCENT (K-E-TA) minimum 12 kills

.647 (12-1-17) _____ Grahovac, Peyton vs. LBSU (Aug 27, 2016)
 .526 (12-2-19) _____ Payne, Kelsie at Kansas (Oct 8, 2016)

KILLS (K-E-TA)

24 (24-5-52) 5s _____ P Cerame, Paulina vs. Texas (Oct. 21, 2016)

KILLS 3-SETS (K-E-TA)

19 (19-7-43) _____ Staiger, Katie at Baylor (Sep 28, 2016)
 19 (19-3-41) _____ Enneking, Alyssa vs. Oklahoma (Oct 12, 2016)

KILLS 4-SETS (K-E-TA)

19 (19-9-47) _____ Milos, Laura vs. Oral Roberts (Sep 10, 2016)

KILLS 5-SETS (K-E-TA)

24 (24-5-52) _____ P Cerame, Paulina vs. Texas (Oct. 21, 2016)

TOTAL ATTEMPTS (K-E-TA)

55 (13-11-55) 5s _____ Steffen, Hadley vs. N. Dakota St. (Sep 2, 2016)

TOTAL ATTEMPTS 3-SETS (K-E-TA)

44 (15-9-44) _____ Beaner, Ashley vs. S. Dakota St. (Sep 2, 2016)

TOTAL ATTEMPTS 4-SETS (K-E-TA)

47 (19-9-47) _____ Milos, Laura vs. Oral Roberts (Sep 10, 2016)

TOTAL ATTEMPTS 5-SETS (K-E-TA)

55 (13-11-55) _____ Steffen, Hadley vs. N. Dakota St. (Sep 2, 2016)

2016 INDIVIDUAL MATCH HIGHS

ATTACK PERCENT (K-E-TA) minimum 12 kills

.773 (17- 0-22) _____ Douglass, Lauren at Portland State (Aug 27, 2016)
 .625 (12- 2-16) _____ Keenan, Katy vs Colorado (Aug 26, 2016)
 .577 (15- 0-26) _____ Douglass, Lauren vs UTEP (Sep 05, 2016)
 .483 (16- 2-29) _____ Douglass, Lauren vs Oral Roberts (Sep 10, 2016)
 .462 (15- 3-26) _____ Douglass, Lauren at North Dakota (Sep 03, 2016)

KILLS (K-E-TA)

19 (19- 3-42) 5s _____ Henriksen, Hannah at Rice (Sep 14, 2016)
 17 (17-6-40) 5s _____ Redding, Sarah vs Texas (Oct. 21, 2016)
 17 (17- 5-35) 4s _____ Douglass, Lauren vs Stephen F. Austin (Sep 09, 2016)
 17 (17- 4-31) 5s _____ Douglass, Lauren at Rice (Sep 14, 2016)
 17 (17- 0-22) 4s _____ Douglass, Lauren at Portland State (Aug 27, 2016)

KILLS 3-SETS (K-E-TA)

15 (15- 0-26) _____ Douglass, Lauren vs UTEP (Sep 05, 2016)
 15 (15- 3-26) _____ Douglass, Lauren at North Dakota (Sep 03, 2016)
 13 (13- 1-27) _____ McDougald, Toni at North Dakota (Sep 03, 2016)
 12 (12- 2-29) _____ Douglass, Lauren vs Oklahoma (Oct 12, 2016)
 11 (11- 1-19) _____ Douglass, Lauren vs Texas-RGV (Sep 10, 2016)

KILLS 4-SETS (K-E-TA)

17 (17- 0-22) _____ Douglass, Lauren at Portland State (Aug 27, 2016)
 17 (17- 5-35) _____ Douglass, Lauren vs Stephen F. Austin (Sep 09, 2016)
 16 (16- 2-29) _____ Douglass, Lauren vs Oral Roberts (Sep 10, 2016)
 13 (13- 6-28) _____ Ybanez, Alyssa at Portland State (Aug 27, 2016)
 11 (11- 1-19) _____ Atwood, Chandler vs Oral Roberts (Sep 10, 2016)

KILLS 5-SETS (K-E-TA)

19 (19- 3-42) _____ Henriksen, Hannah at Rice (Sep 14, 2016)
 17 (17-6-40) _____ Redding, Sarah vs Texas (Oct. 21, 2016)
 17 (17- 4-31) _____ Douglass, Lauren at Rice (Sep 14, 2016)
 16 (16- 3-32) _____ Douglass, Lauren at North Dakota State (Sep 02, 2016)
 15 (15- 5-37) _____ Enschede, Courtney at North Dakota State (Sep 02, 2016)

TOTAL ATTEMPTS (K-E-TA)

42 (13-5-42) 5s _____ McDougald, Toni vs Texas (Oct. 21, 2016)
 42 (19- 3-42) 5s _____ Henriksen, Hannah at Rice (Sep 14, 2016)
 40 (17-6-40) 5s _____ Redding, Sarah vs Texas (Oct. 21, 2016)
 40 (9- 8-40) 4s _____ McDougald, Toni vs Stephen F. Austin (Sep 09, 2016)
 39 (11- 3-39) 5s _____ McDougald, Toni at Rice (Sep 14, 2016)

TOTAL ATTEMPTS 3-SETS (K-E-TA)

31 (11- 4-31) _____ McDougald, Toni vs Texas-RGV (Sep 10, 2016)
 29 (12- 2-29) _____ Douglass, Lauren vs Oklahoma (Oct 12, 2016)
 27 (13- 1-27) _____ McDougald, Toni at North Dakota (Sep 03, 2016)
 26 (5- 4-26) _____ McDougald, Toni vs Wichita State (Sep 16, 2016)
 26 (11- 2-26) _____ McDougald, Toni vs South Dakota State (Sep 02, 2016)

TOTAL ATTEMPTS 4-SETS (K-E-TA)

40 (9- 8-40) _____ McDougald, Toni vs Stephen F. Austin (Sep 09, 2016)
 37 (11- 2-37) _____ Henriksen, Hannah at Portland State (Aug 27, 2016)
 35 (17- 5-35) _____ Douglass, Lauren vs Stephen F. Austin (Sep 09, 2016)
 29 (16- 2-29) _____ Douglass, Lauren vs Oral Roberts (Sep 10, 2016)
 28 (8-5-28) _____ Ybanez, Alyssa at TCU (Sep 21, 2016)
 28 (6-6-28) _____ Fragniere, Audrey at TCU (Sep 21, 2016)
 28 (13- 6-28) _____ Ybanez, Alyssa at Portland State (Aug 27, 2016)

TOTAL ATTEMPTS 5-SETS (K-E-TA)

42 (13-5-42) _____ McDougald, Toni vs Texas (Oct. 21, 2016)
 42 (19- 3-42) _____ Henriksen, Hannah at Rice (Sep 14, 2016)
 40 (17-6-40) _____ Redding, Sarah vs Texas (Oct. 21, 2016)
 39 (11- 3-39) _____ McDougald, Toni at Rice (Sep 14, 2016)
 38 (13- 9-38) _____ Ybanez, Alyssa vs Colorado (Aug 26, 2016)

ASSISTS

57 (5s) _____ Grubb, Marguerite at North Dakota State (Sep 02, 2016)
 52 (5s) _____ Grubb, Marguerite vs Colorado (Aug 26, 2016)
 51 (5s) _____ Grubb, Marguerite at Rice (Sep 14, 2016)
 46 (4s) _____ Grubb, Marguerite vs Stephen F. Austin (Sep 09, 2016)
 44 (5s) _____ Grubb, Marguerite vs. Texas (Oct. 21, 2016)

ASSISTS 3-SETS

38 _____ Grubb, Marguerite vs Texas-RGV (Sep 10, 2016)
 36 _____ Grubb, Marguerite vs Oklahoma (Oct 12, 2016)
 35 _____ Grubb, Marguerite vs South Dakota State (Sep 02, 2016)
 33 _____ Grubb, Marguerite at North Dakota (Sep 03, 2016)
 30 _____ Grubb, Marguerite vs Wichita State (Sep 16, 2016)

ASSISTS 4-SETS

46 _____ Grubb, Marguerite vs Stephen F. Austin (Sep 09, 2016)
 43 _____ Grubb, Marguerite at Portland State (Aug 27, 2016)
 37 _____ Grubb, Marguerite vs Oral Roberts (Sep 10, 2016)
 15 _____ Canales, Sophia at TCU (Sep 21, 2016)
 13 _____ Cowan, Kyndal at TCU (Sep 21, 2016)

ASSISTS 5-SETS

57 _____ Grubb, Marguerite at North Dakota State (Sep 02, 2016)
 52 _____ Grubb, Marguerite vs Colorado (Aug 26, 2016)
 51 _____ Grubb, Marguerite at Rice (Sep 14, 2016)
 44 _____ Grubb, Marguerite vs Texas (Oct. 21, 2016)
 5 _____ Akiu, Reyn vs Colorado (Aug 26, 2016)

DIGS

30 (4s) _____ Akiu, Reyn vs Stephen F. Austin (Sep 09, 2016)
 24 (4s) _____ Akiu, Reyn at TCU (Sep 21, 2016)
 24 (5s) _____ Akiu, Reyn vs Colorado (Aug 26, 2016)
 23 (5s) _____ Akiu, Reyn vs Texas (Oct 21, 2016)
 23 (5s) _____ Akiu, Reyn at North Dakota State (Sep 02, 2016)

DIGS 3-SETS

22 _____ Akiu, Reyn vs Wichita State (Sep 16, 2016)
 22 _____ Akiu, Reyn vs Texas-RGV (Sep 10, 2016)
 19 _____ Sagers, Maggie vs Oklahoma (Oct 12, 2016)
 18 _____ Akiu, Reyn at North Dakota (Sep 03, 2016)
 16 _____ Akiu, Reyn vs UTEP (Sep 05, 2016)

DIGS 4-SETS

30 _____ Akiu, Reyn vs Stephen F. Austin (Sep 09, 2016)
 24 _____ Akiu, Reyn at TCU (Sep 21, 2016)
 16 _____ Akiu, Reyn vs Oral Roberts (Sep 10, 2016)
 16 _____ Bryant, Katelyn vs Oral Roberts (Sep 10, 2016)
 16 _____ Grubb, Marguerite vs Stephen F. Austin (Sep 09, 2016)

DIGS 5-SETS

24 _____ Akiu, Reyn vs Colorado (Aug 26, 2016)
 23 _____ Akiu, Reyn vs Texas (Oct 21, 2016)
 23 _____ Akiu, Reyn at North Dakota State (Sep 02, 2016)
 19 _____ Akiu, Reyn at Rice (Sep 14, 2016)
 15 _____ Sagers, Maggie at North Dakota State (Sep 02, 2016)

ACES

4 _____ Akiu, Reyn vs Long Beach State (Aug 27, 2016)
 3 _____ Sagers, Maggie at North Dakota (Sep 03, 2016)
 3 _____ Sagers, Maggie vs South Dakota State (Sep 02, 2016)
 3 _____ Akiu, Reyn vs Abilene Christian (Sep 09, 2016)

BLOCKS (BS-BA)

10 (2-8) _____ Douglass, Lauren vs Stephen F. Austin (Sep 09, 2016)
 8 (1-7) _____ Douglass, Lauren at Portland State (Aug 27, 2016)
 6 (1-5) _____ Douglass, Lauren vs Long Beach State (Aug 27, 2016)
 6 (0-6) _____ Grubb, Marguerite at Portland State (Aug 27, 2016)
 6 (0-6) _____ Douglass, Lauren vs Colorado (Aug 26, 2016)
 6 (0-6) _____ Grubb, Marguerite at Portland State (Aug 27, 2016)

THE LAST TIME TEXAS TECH...

| | |
|---|--|
| Defeated an opponent in three sets..... | vs. UT Rio Grande Valley (Sept. 10, 2016) |
| Defeated a non-conference opponent in three sets..... | vs. UT Rio Grande Valley (Sept. 10, 2016) |
| Defeated a non-conference opponent in three sets at home..... | vs. UT Rio Grande Valley (Sept. 10, 2016) |
| Defeated a non-conference opponent in three sets on the road..... | at North Dakota (Sept. 3, 2016) |
| Defeated a non-conference opponent in three sets at neutral site..... | vs. South Dakota State (Sept. 2, 2016) |
| Defeated a Big 12 opponent in three sets..... | vs. West Virginia (Nov. 13, 2015) |
| Defeated a Big 12 opponent in three sets at home..... | vs. West Virginia (Nov. 13, 2015) |
| Defeated a Big 12 opponent in three sets on the road..... | at West Virginia (Oct. 14, 2015) |
| Defeated an opponent in four sets..... | vs. Oral Roberts (Sept. 10, 2016) |
| Defeated a non-conference opponent in four sets..... | vs. Oral Roberts (Sept. 10, 2016) |
| Defeated a non-conference opponent in four sets at home..... | vs. Oral Roberts (Sept. 10, 2016) |
| Defeated a non-conference opponent in four sets on the road..... | at Portland State (Aug. 27, 2016) |
| Defeated a non-conference opponent in four sets at neutral site..... | vs. George Washington (Sept. 12, 2015) |
| Defeated a Big 12 opponent in four sets..... | vs. TCU (Sept. 24, 2014) |
| Defeated a Big 12 opponent in four sets at home..... | vs. TCU (Sept. 24, 2014) |
| Defeated a Big 12 opponent in four sets on the road..... | at West Virginia (Oct. 13, 2012) |
| Defeated an opponent in five sets..... | at Rice (Sept. 14, 2016) |
| Defeated a non-conference opponent in five sets..... | at Rice (Sept. 14, 2016) |
| Defeated a non-conference opponent in five sets at home..... | vs. Weber State (Sept. 19, 2014) |
| Defeated a non-conference opponent in five sets on the road..... | at Rice (Sept. 14, 2016) |
| Defeated a non-conference opponent in five sets at neutral site..... | vs. Bucknell (Aug. 30, 2014) |
| Defeated a Big 12 opponent in five sets..... | vs. Oklahoma (Sept. 23, 2015) |
| Defeated a Big 12 opponent in five sets at home..... | vs. Oklahoma (Sept. 23, 2015) |
| Defeated a Big 12 opponent in five sets on the road..... | at Baylor (Oct. 1, 2014) |
| Lost to an opponent in three sets..... | at Iowa State (Oct. 15, 2016) |
| Lost to a non-conference opponent in three sets..... | at UTSA (Sept. 16, 2016) |
| Lost to a non-conference opponent in three sets at home..... | vs. Washington State (Sept. 18, 2015) |
| Lost to a non-conference opponent in three sets on the road..... | at UTSA (Sept. 16, 2016) |
| Lost to a non-conference opponent in three sets at neutral site..... | vs. Wichita State (Sept. 16, 2016) |
| Lost to a Big 12 opponent in three sets..... | at Iowa State (Oct. 15, 2016) |
| Lost to a Big 12 opponent in three sets at home..... | vs. Oklahoma (Oct. 12, 2016) |
| Lost to a Big 12 opponent in three sets on the road..... | at Iowa State (Oct. 15, 2016) |
| Lost to an opponent in four sets..... | at TCU (Sept. 21, 2016) |
| Lost to a non-conference opponent in four sets..... | vs. Maryland (Sept. 11, 2015) |
| Lost to a non-conference opponent in four sets at home..... | vs. New Orleans (Sept. 13, 2008) |
| Lost to a non-conference opponent in four sets on the road..... | at Abilene Christian (Sept. 10, 2013) |
| Lost to a non-conference opponent in four sets at neutral site..... | vs. Maryland (Sept. 11, 2015) |
| Lost to a Big 12 opponent in four sets..... | at TCU (Sept. 21, 2016) |
| Lost to a Big 12 opponent in four sets at home..... | vs. Iowa State (Nov. 21, 2015) |
| Lost to a Big 12 opponent in four sets on the road..... | at TCU (Sept. 21, 2016) |
| Lost to an opponent in five sets..... | vs. #2 Texas (Oct. 21, 2016) |
| Lost to a non-conference opponent in five sets..... | vs. Colorado (Aug. 26, 2016) |
| Lost to a non-conference opponent in five sets at home..... | vs. TCU (Sept. 12, 2008) |
| Lost to a non-conference opponent in five sets on the road..... | at Incarnate Word (Sept. 17, 2013) |
| Lost to a non-conference opponent in five sets at neutral site..... | vs. Colorado (Aug. 26, 2016) |
| Lost to a Big 12 opponent in five sets..... | vs. #2 Texas (Oct. 21, 2016) |
| Lost to a Big 12 opponent in five sets at home..... | vs. #2 Texas (Oct. 21, 2016) |
| Lost to a Big 12 opponent in five sets on the road..... | at #22 Kansas State (Nov. 1, 2014) |
| Defeated a ranked opponent..... | vs. #20 Kansas State (Nov. 17, 2012) |
| Defeated a ranked opponent at home..... | vs. #20 Kansas State (Nov. 17, 2012) |
| Defeated a ranked opponent on the road..... | at #24 Kansas State, 3-2 (Nov. 20, 2004) |
| Defeated a ranked opponent at a neutral site..... | Never in Big 12 era |
| Lost to a ranked opponent..... | at #2 Texas (Oct. 21, 2016) |
| Lost to a ranked opponent at home..... | vs. #2 Texas (Oct. 21, 2016) |
| Lost to a ranked opponent on the road..... | at #6 Kansas (Oct. 8, 2016) |
| Lost to a ranked opponent at a neutral site..... | vs. #10 Illinois (Aug. 29, 2009) |
| Defeated an opponent after trailing 1-0..... | vs. Oklahoma (Sept. 23, 2015) |
| Defeated an opponent after trailing 2-0..... | at North Dakota State (Sept. 2, 2016) |
| Defeated an opponent after trailing 1-2..... | vs. Oklahoma (Sept. 23, 2015) |
| Lost to an opponent after leading 1-0..... | vs. #2 Texas (Oct. 21, 2016) |
| Lost to an opponent after leading 2-0..... | at #22 Kansas State (Nov. 1, 2014) |
| Lost to an opponent after leading 2-1..... | at Incarnate Word (Sept. 17, 2013) |
| Had a 20-kill performance..... | 20, Meghan Stacy, vs. Iowa State (Nov. 21, 2015) |
| Had a 30-kill performance..... | 33, Kelly Johnson vs. Kansas State (Nov. 20, 2004) |
| Had a 30-dig performance..... | 30, Reyn Akiu vs. Stephen F. Austin (Sept. 10, 2016) |
| Had a 60-assist performance..... | 61, Marguerite Grubb vs. Air Force (Sept. 20, 2014) |
| Had a player hit .500 or better (minimum 10 kills)..... | .577, Lauren Douglass vs. UTEP (Sep 5, 2016) |
| Had a player go for at least 20 kills and 10 digs..... | 25 and 10, Jenna Allen, at #22 Kansas State (Nov. 1, 2014) |
| Had at least four players register double-digit kills..... | at TCU (Nov. 19, 2014) |
| Had at least four players register double-digit digs..... | vs. Houston (Aug. 29, 2015) |
| Hit .300 as a team..... | .300, vs Oral Roberts (Sep. 10, 2016) |
| Held an opponent to .050 or worse..... | .039, vs. Stephen F. Austin (Sept. 9, 2016) |

| TOP 10 HOME VOLLEYBALL CROWDS | | | | TOP 10 CROWDS AT THE UNITED SUPERMARKETS ARENA | | | |
|-------------------------------|------------|----------------|------------|--|--------------|----------------|------------|
| RANK | OPPONENT | DATE | ATTENDANCE | RANK | OPPONENT | DATE | ATTENDANCE |
| 1. | Iowa State | Nov. 27, 2002 | 5,507* | 1. | Iowa State | Nov. 27, 2002 | 5,507 |
| 2. | Georgia | Dec. 7, 1991 | 2,511 | 2. | Texas | Oct. 12, 2002 | 2,060 |
| 3. | Texas | Oct. 12, 2002 | 2,060* | 3. | Nebraska | Oct. 14, 2000 | 1,731 |
| 4. | Baylor | Nov. 9, 1991 | 1,892 | 4. | Texas | Nov. 5, 2014 | 1,566 |
| 5. | Nebraska | Oct. 14, 2000 | 1,731* | 5. | Nebraska | Sept. 15, 2007 | 1,468 |
| 6. | Texas | Oct. 24, 1992 | 1,712 | 6. | Texas | Nov. 8, 2011 | 1,413 |
| 7. | Texas | Nov. 5, 2014 | 1,566* | 7. | Texas | Oct. 6, 2004 | 1,292 |
| 8. | Missouri | Sept. 27, 1996 | 1,535 | 8. | Northeastern | Sept. 11, 2010 | 1,262 |
| 9. | Texas | Sept. 29, 1991 | 1,528 | 9. | Missouri | Sept. 15, 2010 | 1,248 |
| 10. | Nebraska | Sept. 15, 2007 | 1,468* | 10. | Texas | Oct. 21, 2016 | 1,223 |

* - Denotes Matches Played At The United Supermarkets Arena



2016 NUMERICAL ROSTER

| NO. | NAME | HT. | POS. | CLASS-EX. | HOMETOWN/LAST SCHOOL |
|-----|--------------------|------|------|-----------|---|
| 1 | Victoria Hinneburg | 6-4 | RS | RSJr-2L | Leipzig, Germany (Sportgymnasium Dresden) |
| 2 | Kylie Rittimann | 5-10 | DS | Fr-HS | San Antonio, Texas (Johnson H.S.) |
| 3 | Kyndal Cowan | 5-10 | SET | So-TR | Midland, Texas (Midland H.S.) |
| 4 | Marguerite Grubb | 5-11 | SET | Sr-3L | Bellaire, Texas (Bellaire H.S.) |
| 5 | Lauren Douglass | 6-2 | MB | RSSr-3L | Flower Mound, Texas (Ole Miss) |
| 6 | Sarah Redding | 6-3 | OH | So-1L | Friendswood, Texas (Friendswood H.S.) |
| 7 | Tita Akiu | 5-7 | LIB | So-1L | Honolulu, Hawaii (Kamehameha Schools) |
| 8 | Sophia Canales | 5-9 | SET | Fr-HS | San Antonio, Texas (Alamo Heights H.S.) |
| 9 | Ashley Morgan | 5-8 | DS | Jr-2L | Plano, Texas (Prestonwood Christian) |
| 10 | Eighmy Dobbins | 5-10 | DS | Fr-HS | Argyle, Texas (Argyle H.S.) |
| 11 | Alyssa Ybanez | 5-11 | OH | Jr-2L | Rancho Cucamonga, Calif. (Rim of the World) |
| 12 | Katy Keenan | 6-4 | MB | So-1L | Argyle, Texas (Argyle H.S.) |
| 13 | Audrey Fragniere | 5-9 | OH | Jr-2L | Neuchatel, Switzerland/Lyce Jean Plaget |
| 14 | Ally Standard | 6-4 | MB | So-TR | San Angelo, Texas (Central H.S.) |
| 15 | Courtney Ensich | 6-0 | RS | Jr-2L | Southlake, Texas (Carroll H.S.) |
| 16 | Toni McDougald | 5-11 | OH | Fr-HS | Centennial, Colo. (Cherry Creek H.S.) |
| 17 | Maggie Sagers | 5-9 | DS | Fr-HS | Plano, Texas (Plano Senior H.S.) |
| 18 | Chandler Atwood | 6-0 | OH | Fr-HS | Allen, Texas (Allen H.S.) |
| 23 | Michelle Irvin | 6-1 | OH | So-HS | Austin, Texas (Westlake H.S.) |
| 24 | Taylor Martinez | 6-1 | MB | Fr-HS | San Antonio, Texas (Winston Churchill H.S.) |
| 26 | Katelyn Bryant | 5-4 | LIB | So-1L | McKinney, Texas (McKinney Boyd H.S.) |
| 27 | Taylor Haskins | 6-0 | OH | So-1L | Kennesaw, Ga. (Harrison H.S.) |
| 33 | Hannah Henriksen | 6-3 | OH | Jr-TR | Bakersfield, Calif. (Frontier H.S.) |

2016 ALPHABETICAL ROSTER

| NO. | NAME | POS. |
|-----|--------------------|------|
| 7 | Tita Akiu | LIB |
| 18 | Chandler Atwood | OH |
| 26 | Katelyn Bryant | LIB |
| 8 | Sophia Canales | SET |
| 3 | Kyndal Cowan | SET |
| 10 | Eighmy Dobbins | DS |
| 5 | Lauren Douglass | MB |
| 15 | Courtney Ensich | RS |
| 13 | Audrey Fragniere | OH |
| 4 | Marguerite Grubb | SET |
| 27 | Taylor Haskins | OH |
| 33 | Hannah Henriksen | OH |
| 1 | Victoria Hinneburg | RS |
| 23 | Michelle Irvin | OH |
| 12 | Katy Keenan | MB |
| 24 | Taylor Martinez | MB |
| 16 | Toni McDougald | OH |
| 9 | Ashley Morgan | DS |
| 6 | Sarah Redding | OH |
| 2 | Kylie Rittimann | DS |
| 17 | Maggie Sagers | DS |
| 14 | Ally Standard | MB |
| 11 | Alyssa Ybanez | OH |

COACHING STAFF

Head Coach: Tony Graystone (1st Season)

Assistant Coach/Recruiting Coordinator: Morgan Thomas (1st Season)

Assistant Coach: Brandy Huskey (1st Season)

Director of Operations: Alyce Peters (2nd Season)

ROSTER BREAKDOWN

BY POSITION

Setter _____ 3
 _____ Canales, Cowan, Grubb
 Outside Hitter _____ 8
 _____ Atwood, Fragniere, Haskins, Henriksen,
 _____ Irvin, McDougald, Redding, Ybanez
 Opposite/Right Side _____ 2
 _____ Ensich, Hinneburg
 Middle Blocker _____ 4
 _____ Douglass, Keenan, Martinez, Standard
 Defensive Specialist/Libero _____ 6
 _____ Akiu, Bryant, Dobbins,
 _____ Morgan, Rittimann, Sagers

BY CLASSIFICATION

Seniors _____ 2
 _____ Douglass, Grubb
 Juniors _____ 6
 _____ Ensich, Fragniere, Henriksen
 _____ Hinneburg, Morgan, Ybanez
 Sophomores _____ 8
 _____ Akiu, Bryant, Cowan, Haskins,
 _____ Irvin, Keenan, Redding, Standard
 Freshmen _____ 7
 _____ Atwood, Canales, Dobbins,
 _____ Martinez, McDougald, Rittimann, Sagers

BY HOME STATE/COUNTRY

California _____ 2
 _____ Henriksen, Ybanez
 Colorado _____ 1
 _____ McDougald
 Georgia _____ 1
 _____ Haskins
 Germany _____ 1
 _____ Hinneburg
 Hawaii _____ 1
 _____ Akiu
 Switzerland _____ 1
 _____ Fragniere
 Texas _____ 16
 _____ Atwood, Bryant, Canales, Cowan,
 _____ Dobbins, Douglass, Ensich, Grubb,
 _____ Irvin, Keenan, Martinez, Morgan,
 _____ Redding, Rittimann, Sagers, Standard

PRONUNCIATION GUIDE

Tita Akiu Tee-Tah
 Ah-Q
 Eighmy Dobbins Amy
 Courtney Ensich Inch
 Victoria Hinneburg Hinnen-borg
 Audrey Fragniere Frog-knee-air



1
Victoria Hinneburg
6-4 • RS/MB • JR-2L
Leipzig, Germany



2
Kylie Rittmann
5-10 • DS • FR-HS
San Antonio, Texas



3
Kyndal Cowan
5-10 • SET • SO-TR
Midland, Texas




4
Marguerite Grubb
5-11 • SET • SR-3L
Bellaire, Texas



5
Lauren Douglass
6-2 • RS • SR-3L
Flower Mound, Texas



6
Sarah Redding
6-3 • OH • SO-1L
Friendswood, Texas



7
Tita Akiu
5-7 • LIB • SO-1L
Honolulu, Hawaii



8
Sophia Canales
5-9 • SET • FR-HS
San Antonio, Texas



9
Ashley Morgan
5-8 • DS • JR/2L
Plano, Texas



10
Eighthmy Dobbins
5-10 • DS • FR-HS
Argyle, Texas



11
Alyssa Ybanez
5-11 • OH • JR-2L
Rancho Cucamonga, Calif.



12
Katy Keenan
6-4 • MB • SO-1L
Argyle, Texas



13
Audrey Fragniere
5-9 • OH • JR-2L
Neuchatel, Switzerland



14
Ally Standard
6-4 • MB • SO-TR
San Angelo, Texas



15
Courtney Ensich
6-0 • RS • JR-2L
Southlake, Texas



16
Toni McDougald
5-11 • OH • FR-HS
Centennial, Colo.




17
Maggie Sagers
5-9 • DS • FR-HS
Plano, Texas



18
Chandler Atwood
6-0 • OH • FR-HS
Allen, Texas



23
Michelle Irvin
6-1 • OH • SO-TR
Austin, Texas



24
Taylor Martinez
6-1 • MB • FR-HS
San Antonio, Texas



26
Katelyn Bryant
5-4 • LIB • SO-1L
McKinney, Texas



27
Taylor Haskins
6-0 • OH • SO-1L
Kennesaw, Ga.



33
Hannah Henriksen
6-3 • OH • JR-TR
Bakersfield, Calif.



Tony Graystone
Head Coach
1st Season



Morgan Thomas
Asst. Coach/Recruiting
1st Season



Brandy Huskey
Assistant Coach
1st Season



Alyce Peters
Director of Operations
2nd Season