



TEXAS TECH FOOTBALL

BOWL APPEARANCES

1937 • 1938 • 1941 • 1947 • 1948 • 1951 • 1953 • 1955
1964 • 1965 • 1970 • 1972 • 1973 • 1974 • 1976
1977 • 1986 • 1989 • 1993 • 1994 • 1995
1996 • 1998 • 2000 • 2001 • 2002
2003 • 2004 • 2005 • 2006
2007 • 2008 • 2009
2010 • 2012
2013 • 2015

GAME COVERAGE

TELEVISION

FOX SPORTS 1

Joe Davis (Play-by-Play)
Brady Quinn (Analyst)
Bruce Feldman (Sideline)



RADIO

TEXAS TECH SPORTS NETWORK

Brian Jensen (Play-by-Play)
John Harris (Analyst)
Chris Level (Sideline)



SATELLITE RADIO

SIRIUS Radio Channel 136
XM Radio Channel 199

SERIES HISTORY

Overall.....OU leads 17-6
In LubbockOU leads 6-4
In NormanOU leads 10-2
Under KingsburyOU leads 3-0
Current Streak Lost 4
Last Meeting OU 63, Tech 27 (2015)

2016 SCHEDULE



STEPHEN F. AUSTIN - W, 69-17

Sept. 3 | Jones AT&T Stadium | 7 p.m. | FSN



ARIZONA STATE - L, 55-68

Sept. 10 | Sun Devil Stadium | 9 p.m. | FS1



LOUISIANA TECH - W, 59-45

Sept. 17 | Jones AT&T Stadium | 6 p.m. | FSN



KANSAS - W, 55-19

Sept. 29 | Jones AT&T Stadium | 7:30 p.m. | FS1



KANSAS STATE - L, 38-44

Oct. 8 | Bill Snyder Stadium | 6 p.m. | ESPN2



#20/18 WEST VIRGINIA - L, 17-48

Oct. 15 | Jones AT&T Stadium | 11 a.m. | FS1



#16/16 OKLAHOMA

Oct. 22 | Jones AT&T Stadium | 7 p.m. | FOX



TCU

Oct. 29 | Amon G. Carter Stadium | 2:30 | ABC/ESPN/ESPN2



TEXAS

Nov. 5 | Jones AT&T Stadium | TBA | TBA



OKLAHOMA STATE

Nov. 12 | Boone Pickens Stadium | TBA | TBA



IOWA STATE

Nov. 19 | Jack Trice Stadium | TBA | TBA



BAYLOR

Nov. 25 | AT&T Stadium | 5 p.m. | ESPN

TEXAS TECH RED RAIDERS (3-3; 1-2) vs. #16/16 OKLAHOMA SOONERS (4-2; 3-0)

Oct. 22 • 7 p.m. • Lubbock, Texas • Jones AT&T Stadium (60,454) • FOX Sports • Texas Tech Sports Network • Tickets: TexasTech.com

GAME 7



TEXAS TECH

Record: 3-3; Overall; 1-2 in Big 12
Rankings: AP: NR | Coaches: NR
Last Game: Lost to West Virginia, 17-48
Head Coach: Kliff Kingsbury
Career Record: 22-22 (4th Season)
Record at Texas Tech: Same



#16/16 OKLAHOMA

Record: 4-2 Overall; 3-0 in Big 12
Rankings: AP: 16 | Coaches: 16
Last Game: Def. K-State, 38-17
Head Coach: Bob Stoops
Career Record: 183-48 (18th Season)
Record at OU: Same

GAMEDAY STORYLINES

- Texas Tech will look to get back to its winning ways Saturday when the Red Raiders host No. 16 Oklahoma inside Jones AT&T Stadium. Joe Davis will have the call for FOX Sports while Brady Quinn will provide the color commentary and Bruce Feldman will report from the sidelines.
- Oklahoma will enter a sea of black Saturday night as Texas Tech is calling for a "Blackout" of Jones AT&T Stadium. The annual tradition signals an upcoming big game and usually results in several of the largest crowds in program history.
- The Red Raiders are coming off a disappointing 48-17 setback last Saturday at the hands of West Virginia. Texas Tech was held to a season-low 17 points in the loss, snapping a streak of nine consecutive home games where the Red Raiders had scored at least 50 points. That streak was previously the longest in NCAA history.
- This will be the 24th all-time meeting between Texas Tech and Oklahoma as the Sooners lead the series with a 17-6 advantage. Oklahoma has won each of the last four meetings but the Red Raiders have won three of the last four contests held inside Jones AT&T Stadium.
- Texas Tech will induct former All-American linebacker Zach Thomas into its Ring of Honor prior to kickoff Saturday. Thomas, a 2015 inductee into the College Football Hall of Fame, will be fifth Red Raider in program history to join the Hall of Honor, joining the likes of Donny Anderson, E.J. Holub, Dave Parks and Gabe Rivera. The Ring of Honor was established in 2012 with the purpose of recognizing an elite group of former players and coaches that made outstanding contributions to Red Raider Football.
- The Red Raiders will be looking for their first win over a ranked opponent since defeating No. 16 Arizona State, 37-23, in the 2013 Holiday Bowl. Texas Tech has not defeated a top-25 foe at home since edging No. 24 TCU, earlier that season.
- Led by quarterback Patrick Mahomes II, Texas Tech boasts one of the most high-octane offenses in the country as the Red Raiders lead the nation in passing yards per game (510.8) and rank second in total offense (604.7 yards per game) as well as first down offense (188 first downs) and then fifth in scoring (48.8 points per game).
- Texas Tech is one of nine schools in the country to have only lost one fumble this season. The Red Raiders have been efficient in taking care of the football this season with only seven turnovers lost through six games. Tech ranks 19th nationally and second in the Big 12 in turnovers lost entering Saturday's game against Oklahoma. The Sooners are ninth in the Big 12 with a negative 1.17 turnover margin this year (5 gained, 12 lost).



Jonathan Giles, coming off his third 100-yard receiving performance of the season, leads the Big 12 with 750 yards and nine touchdowns this season. His 750 receiving yards are the most for a Red Raider through six games since Michael Crabtree in 2007.

GILES LEADS BIG 12 WIDE RECEIVERS

(Big 12 Statistical Leaders)


Category	Amount	Big 12 Rank
Receiving Yards	750	1st
Receiving Yards/Game	125.0	1st
Receiving TDs	9	1st
Receptions/Game	7.2	1st
Scoring (Points)	54	2nd*
Total Touchdowns	9	T-1st

* Leads among Big 12 receivers



MAHOMES LEADS THE NATION IN PASSING

Patrick Mahomes II enters Saturday's contest as the nation's leader in passing yards and total offense per game. Mahomes has thrown for 2,579 yards through six games this season thanks in part to four games with over 400 yards, including two where he has eclipsed the 500-yard mark. Mahomes' impressive start comes after he played just over a half in two games this year - the season opener at SFA and then against Kansas.



RED RAIDERS UNDER THE LIGHTS

Texas Tech will look to continue its success in home night games Saturday against the Sooners. The Red Raiders are 38-10 in night games at home since 2002 (.791 winning percentage), which includes a 2-1 mark against top-five ranked opponents. The Red Raiders are a perfect 3-0 in home night games this year after a 69-17 rout of Stephen F. Austin to start the season and then 59-45 and 55-19 wins over Louisiana Tech and Kansas.

INSIDE THE SERIES



OKLAHOMA (6-17)

Games Played: 23

Home: 4-6; Away: 2-10; Neutral: 0-1; OT: 0-0.

Big 12: 6-14 (Home: 4-5; Away: 2-9).

Jones AT&T Stadium: 10 (4-6).

Gaylord Family Oklahoma Memorial Stadium: 12 (2-10).

Games decided by 3 points or less: 2 (1-1).

Games decided by 7 points or less: 4 (2-2).

Most Points-TTU: 41, two times (41-13 win on Nov. 21, 2009 and 41-38 win on Oct. 22, 2011).

Most Points-OU: 65 (65-21 loss on Nov. 22, 2008).

Fewest Points-TTU: 7 (45-7 loss on Nov. 13, 2010).

Fewest Points-OU: 12 (22-12 win on Nov. 23, 1996).

Largest Win: 28 (41-13 win on Nov. 21, 2009).

Largest Loss: 45 (60-15 loss on Nov. 23, 2002).

Win Streak: 1, six times.

Loss Streak: 5 (Nov. 18, 2000-Nov. 19, 2005).

Most Attended: 85,646 on Nov. 22, 2008 in Norman, Okla.

Last 10: 3-7.

Last 20: 6-14.

SERIES HISTORY

Date	Loc.	W/L	TTU	OU	Att.
Sept. 3, 1992	H	L	9	34	48,691
Dec. 24, 1993	N%	L	10	41	43,848
Sept. 17, 1994	A	L	11	17	62,323
*Nov. 23, 1996	A	W	22	12	61,217
*Nov. 22, 1997	H	L	21	32	40,013
*Nov. 21, 1998	A	L	17	20	65,583
*Nov. 20, 1999	H	W	38	28	42,020
*Nov. 18, 2000	A	L	13	27	75,364
*Nov. 17, 2001	H	L	13	30	52,008
*Nov. 23, 2002	A	L	15	60	75,553
*Nov. 22, 2003	H	L	25	56	53,135
*Oct. 2, 2004	A	L	13	28	84,580
*Nov. 19, 2005	H	W	23	21	52,625
*Nov. 11, 2006	A	L	24	34	85,313
*Nov. 17, 2007	H	W	34	27	55,038
*Nov. 22, 2008	A	L	21	65	85,646
*Nov. 21, 2009	H	W	41	13	50,479
*Nov. 13, 2010	A	L	7	45	85,116
*Oct. 22, 2011	A	W	41	38	85,204
*Oct. 6, 2012	H	L	20	41	60,800
*Oct. 26, 2013	A	L	30	38	84,734
*Nov. 15, 2014	H	L	30	42	59,014
*Oct 24, 2015	A	L	27	63	85,312

% John Hancock Bowl, Sun Bowl, El Paso, Texas

* Big 12 Conference game

TEXAS TECH-OKLAHOMA SERIES

- ▶ Texas Tech and Oklahoma will be meeting for the 24th time Saturday as the Sooners lead the overall series with a 17-6 advantage. Oklahoma has won each of the past four meetings after a 63-27 victory last year in Norman.
- ▶ The Red Raiders are 4-6 all-time against the Sooners in Lubbock despite winning three of the past five games. Texas Tech has not defeated the Sooners at home since scoring a 41-13 victory during the 2009 campaign.
- ▶ Texas Tech is 6-14 against the Sooners during the Big 12 era. The Red Raiders faced Oklahoma over three-consecutive seasons (1992-94) prior to the formation of the Big 12 in 1996. The Sooners won all three meetings which included the 1993 John Hancock Bowl held in El Paso.
- ▶ Oklahoma forced four Tech turnovers during their 2015 contest in Norman where the 17th-ranked Sooners claimed a 63-27 win. DeAndre Washington rushed for 94 yards in the loss while Patrick Mahomes II threw for 233 yards and rushed for 58 more. Oklahoma, meanwhile, recorded 617 yards of total offense, 405 of which that came on the ground as Samaje Perine rushed for 201 yards while Joe Mixon had 154. The duo combined for six rushing touchdowns in the win.
- ▶ This will be the seventh-consecutive season where the Red Raiders have faced a ranked Sooners team. Texas Tech is 3-14 all-time against ranked Oklahoma teams, including a 2-4 mark at home.

ON THIS DATE IN TEXAS TECH HISTORY

- ▶ Texas Tech is 7-5 all-time on Oct. 22, including an impressive 4-2 in games played at home. This is the first time the Red Raiders have played at home on the date since routing Baylor, 38-7, in 1994.
- ▶ The Red Raiders will be looking to recreate the same magic Texas Tech found the last time it played a game on Oct. 22. Tech previously pulled off a 41-38 upset of the Sooners in 2011 after Oklahoma entered as the nation's top-ranked team in the Coaches' poll.
- ▶ The Red Raiders are 1-1 all-time in Big 12 contests on Oct. 22 as the Red Raiders fell to No. 2 Texas, 52-17, in 2005 in addition to their 2011 contest at Oklahoma.
- ▶ This is the first time Kliff Kingsbury has participated in a game on Oct. 22 as either the head coach or quarterback of his alma mater.

TEXAS TECH ALL-TIME ON OCT. 22

(7-5 Overall; 4-2 at Home; 3-3 on the Road)

Year	Opponent	Result
2011	at No. 3/1 Oklahoma	W, 41-38
2005	at No. 2 Texas	L, 17-52
1994	Baylor	W, 38-7
1983	Tulsa	L, 20-59
1966	SMU	L, 7-24
1960	SMU	W, 28-7
1955	at Houston	L, 0-7
1949	Arizona	W, 27-7
1939	at Duquesne	L, 0-13
1938	at Texas Mines	W, 14-7
1932	at Colorado Mines	W, 21-0
1927	Sul Ross	W, 6-0

HIGH-OCTANE TEXAS TECH OFFENSE AMONG NATION'S BEST

- ▶ Through six games this season, Texas Tech has once again proved it has one of the nation's top offenses. Backed by the play of Patrick Mahomes II and a talented core of running backs and receivers, Tech leads the country in passing offense (510.8 yards per game) and ranks second in both total offense (604.7 yards per game) and scoring offense (48.8 points per game).
- ▶ Texas Tech scored at least 50 points in each of its first four games of the season for the first time in program history. In addition, Tech is one of just four programs nationally since 2000 to score at least 50 points in each of its first four games, joining Baylor (2015), Louisville (2016) and Oklahoma (2007).
- ▶ Prior to the West Virginia game, Texas Tech had scored 50 or more points in nine-consecutive home games which marked the longest streak in NCAA history. It snapped the previous streak of eight-straight games that was set by Yale during the 1887-88 seasons. Florida is the only other school since 1990 to record a streak of six or more consecutive home games with at least 50 points.
- ▶ Between Patrick Mahomes II and Nic Shimonek, Texas Tech has totaled 3,065 passing yards this year, which ranks as the third-most most through six games in school history. The Red Raiders had 3,119 passing yards at the same point in 2003 and then 3,078 yards in 2007.
- ▶ Part of Texas Tech's success offensively has come from its prowess on third downs. The Red Raiders are 44-of-83 (53 percent) on third-down conversions this year, which ranks fourth nationally and leads the Big 12.
- ▶ Another part of Tech's success has stemmed from its balance. Mahomes and Shimonek have found eight different receivers for a touchdown, six of which that have recorded multiple touchdowns. Five different rushers have also found the endzone this season, led by Mahomes' seven rushing touchdowns. Mahomes, who had a career-high three rushing touchdowns at K-State, leads the Big 12 in the category.

CONSECUTIVE HOME GAMES WITH 50+ POINTS

(All-Time Leaders)

School	Dates	Games
1. Texas Tech	Sept. 5, 2015-Oct. 15, 2016	9
2. Yale	Nov. 5, 1887-Nov. 17, 1888	8
3. Harvard	Oct. 8, 1887-Nov. 5, 1887	6
4. Centre	Sept. 27, 1919-Oct. 16, 1920	6
5. UCLA	Sept. 22, 1973-Sept. 28, 1974	6
6. Florida	Aug. 31, 1996-Nov. 16, 1996	6
7. Florida	Oct. 11, 2008-Sept. 12, 2009	6

Source: Sports-Reference.com

PASSING OFFENSE LEADERS

(National Leaders)

School	Yards/Game
1. Texas Tech	510.8
2. Louisiana Tech	383.0
3. East Carolina	378.0
4. California	377.8
5. Middle Tennessee State	366.2
6. TCU	362.5
7. Washington State	361.3

THIS WEEK IN TEXAS TECH FOOTBALL

17 MONDAY <i>Big 12 Teleconference</i> 10:50-11 a.m. <i>Media Luncheon</i> 11 a.m. <i>Post-Practice Availability</i> 5 p.m.	18 TUESDAY <i>Post-Practice Availability</i> 5:45 p.m.	19 WEDNESDAY <i>No Availability</i>	20 THURSDAY <i>No Availability</i> <i>Kingsbury Radio Show</i> 6:30-7:30 p.m.	21 FRIDAY <i>No Availability</i>	22 SATURDAY <i>Texas Tech vs. Oklahoma</i> 7 p.m. CT (FOX) <i>Postgame Availability</i>	23 SUNDAY <i>No Availability</i>
--	---	---	---	--	---	--



- ▶ In 44 games as head coach, Kliff Kingsbury has guided the Red Raider offense to at least 500 yards of total offense 27 times during his tenure, including five of six games this season. Tech leads the country with 604.7 yards of total offense this season.

- ▶ Mahomes has once again ranked among the top passers nationally as he leads the country in passing yards (2,579), passing yards per game (429.8) and total offense per game (455.2). In fact, Mahomes also ranks second nationally in points responsible for per game (28.0) and third in completion percentage (71.3). The junior has thrown for over 300 yards in five of six games this season which includes four 400-yard performances and a pair of games with at least 500 yards.

- ▶ Texas Tech has successfully scored in 91 percent (32-of-35) of its redzone appearances this season as the Red Raiders have scored a touchdown on 27 of their trips (77 percent).

- ▶ Texas Tech boasts one of the most accurate place kickers in the country in Clayton Hatfield. The sophomore has found the uprights in 86.4 percent of his attempts (19-of-22) over his career which ranks eighth among active kickers.

TEXAS TECH IN NCAA, BIG 12 RANKINGS

(Through Week Seven)

Category	NCAA Rank	Big 12 Rank
Passing Offense	1st	1st
Fumbles Lost	T-1st	T-1st
Total Offense	2nd	1st
First Downs Offense	2nd	1st
3rd Down Conversion Pct.	4th	1st
Completion Percentage	4th	2nd
Scoring Offense	5th	1st
Passing Efficiency	6th	2nd

WEST VIRGINIA POSTGAME NOTES

- ▶ Texas Tech's 17 points marked its fewest in a game since the Red Raiders were held to 13 on Nov. 1, 2014, against Texas. It also marked Tech's fewest points at home since that same game as well.
- ▶ Texas Tech had previously scored at least 25 points in each of its last 21 games dating back to the 2014 season. It was the longest active streak in the country.
- ▶ Texas Tech's seven first-half points marked a season low. The Red Raiders came into the game averaging 34.0 points per game in the first half alone.
- ▶ Patrick Mahomes II threw for over 300 yards for the 18th time in his career and the fifth time this season. Mahomes finished 28-of-44 for 305 yards and one touchdown before exiting the game early in the fourth quarter. Mahomes' performance pushed him past Seth Doege (2009-12) for third all-time among the Texas Tech career yardage leaders. Mahomes now has 8,769 yards over his career.
- ▶ Jonathan Giles was on the receiving end of Texas Tech's first touchdown of the afternoon as he hauled in a 44-yard missile from Patrick Mahomes II. It marked Giles' team-leading eighth receiving touchdown of the season. Giles recorded his third 100-yard game of the season (and career) with eight catches for 136 yards and two touchdowns. His multi-touchdown performance marked his third of the season (and career).
- ▶ Ian Sadler put together his best performance of the season, catching four passes for a season-high 93 yards.
- ▶ Jah'Shawn Johnson amassed a team-leading and season-high 10 tackles highlighted by eight solo stops. It marked his third career double-digit tackle performance (16 tackles at Arkansas • 2015 and 11 tackles at West Virginia • 2015). He is the second Red Raider to pile up 10-plus tackles this season as Jordyn Brooks secured 10 stops at Arizona State.

RED RAIDERS UTILIZING DEPTH AT WIDE RECEIVER

- ▶ Thanks to three 100-yard performances this season, Jonathan Giles leads the Texas Tech receiving corps through six games as he has totaled 750 yards through the air this season. It marks the most receiving yards for a Red Raider through six games since two-time Biletnikoff winner Michael Crabtree had 1,074 yards during that span in 2007.
- ▶ Giles finished with a career-high 219 yards on 12 catches against Kansas, marking the first time a Red Raider went for over 200 yards since Darrin Moore in 2011 against Texas State. He was also the first Red Raider to record 200 receiving yards in a Big 12 contest since Michael Crabtree had 237 yards and Danny Amendola totaled 233 yards against Oklahoma State in 2007.
- ▶ Giles has been a popular target in the redzone this season as he has hauled in a Big 12-leading nine touchdowns this season. That total marks the most for a Red Raider through five games since Lyle Leong also hauled in nine early in the 2009 campaign.

MOST YARDS THROUGH SIX GAMES

(Texas Tech Leaders Since 2000)

Player (Year)	Rec. Yards
1. Michael Crabtree (2007)	1,074
2. Jarrett Hicks (2004)	823
3. Jonathan Giles (2016)	750
4. Danny Amendola (2007)	685
5. Joel Filani (2005)	658
6. Michael Crabtree (2008)	653
7. Jakeem Grant (2015)	648
8. Carlos Francis (2003)	640
9. Jace Amaro (2013)	606
10. Robert Johnson (2005)	566

RED RAIDER OFFENSE AGAINST THE REST OF THE NATION

(Since 2000)

TOTAL YARDS		PASSING YARDS		TOUCHDOWNS	
TEXAS TECH	102,151	TEXAS TECH	79,514	BOISE STATE	1,120
BOISE STATE	99,208	HAWAII	70,325	OKLAHOMA	1,046
OREGON	97,903	HOUSTON	62,518	OREGON	1,035
OKLAHOMA	97,551	BOISE STATE	59,420	TEXAS TECH	1,008
HOUSTON	96,147	OKLAHOMA	58,706	SOUTHERN CALIFORNIA	938

STATISTICAL LEADERS



TEXAS TECH	CATEGORY	OKLAHOMA
Demarcus Felton	Rushing	Joe Mixon
52 att., 288 yds., 3 TDs		79 att., 476 yds., 2 TDs
Patrick Mahomes II	Passing	Baker Mayfield
194-272, 2579 yds., 21 TDs		125-177, 1803 yds., 16 TDs
Jonathan Giles	Receiving	Dede Westbrook
43 rec., 750 yds., 2 TDs		43 rec., 728 yds., 8 TDs
Jonathan Giles	All-Purpose Yards	Joe Mixon
750 yds., 150.0 avg.		1072 yds., 178.7 avg.
Jordyn Brooks	Tackles	Jordan Evans
36 tackles (29 solo)		47 tackles (23 solo)
Kris Williams	Sacks	Ogbonnia Okoronkwo
4.0 sacks		6.0 sacks
Three Players	Interceptions	Sunderland/Parker
1 interception		1 interception
Clayton Hatfield	Field Goals	Austin Seibert
38-40 PATs, 5-6 FGs		31-31 PATs, 6-9 FGs
Michael Barden	Punting	Austin Seibert
16 att., 631 yds., 39.4 avg.		23 att., 972 yds., 42.3 avg.
Reginald Davis III	Kickoff Returns	Joe Mixon
7 att., 163 yds., 23.3 avg.		14 att., 363 yds., 25.9 yds.
Cameron Batson	Punt Returns	Joe Mixon
12 att., 114 yds., 9.5 avg.		4 att., 25 yds., 6.2 avg.

STATISTICAL COMPARISON



TEXAS TECH	CATEGORY	OKLAHOMA
48.8	Points Per Game	40.2
188	First Downs	141
563	Rushing Yards	1215
3065	Passing Yards	1937
3628	Total Offense	3152
604.7	Total Offense/Game	525.3
11-216	Kick Returns-Yards	16-411
13-128	Punt Returns-Yards	9-44
3-0	Interception Returns-Yards	2-12
6-1	Fumbles-Lost	11-7
58-504	Penalties-Yards	26-268
19-39.2	Punts-Yards Avg.	23-42.3
39.3	Net Kickoff Average	39.6
29:56	Time of Possession/Game	29:52
44/83	3rd-Down Conversions	39/78
2/10	4th-Down Conversions	1/5
10-67	Sacks-Yards	15-107
40	Touchdowns Scored	32
5-6	Field Goals-Attempts	6-9
91% (32/35)	Redzone Scores	92% (22-24)
77% (27-35)	Redzone Touchdowns	67% (16-24)
38-40	PAT-Attempts	31-31



RECORD BREAKDOWN

	2016	Kingsbury
Overall	3-3	22-22
vs. Big 12 Conference	1-2	11-19
vs. Non-Conference	2-1	11-3
at Jones AT&T Stadium	3-1	13-9
in Away Games	0-2	8-9
at Neutral Sites	0-0	1-4
Day Games	0-1	10-13
Night Games (6 p.m. start or later)	3-2	12-9
vs. Top 25 teams	0-1	2-14
vs. Top 10 teams	0-0	0-5
vs. Top 5 teams	0-0	0-4
vs. Top-Ranked teams	0-0	0-0
TV games	3-3	22-22
on FSN	2-0	10-0
on FOX	0-0	0-5
on FOX Sports 1	1-2	8-6
on ESPN	0-0	3-4
on ABC	0-0	0-5
on ESPN2	0-0	1-0
on ESPNU	0-1	0-2
When scoring first	3-1	18-10
When opponents score first	0-2	4-12
When leading at halftime	3-0	18-3
When trailing at halftime	0-1	1-19
When tied at halftime	0-0	3-0
When leading after third quarter	3-0	21-1
When trailing after third quarter	0-3	1-20
When tied after third quarter	0-0	0-1
In overtime games	0-0	0-0
When scoring less than 20 points	0-1	0-4
When scoring 20-29 points	0-0	1-6
When scoring 30-39 points	0-1	8-8
When scoring 40-49 points	0-0	4-1
When scoring 50+ points	3-1	9-3
When allowing less than 20 points	2-0	6-0
When allowing 20-29 points	0-1	8-1
When allowing 30-39 points	0-1	4-4
When allowing 40+ points	1-3	4-19
When totaling <300 yds total offense	0-0	0-0
When totaling 300+ yds total offense	3-3	22-22
When totaling 400+ yards total offense	3-2	20-14
When totaling 500+ yards total offense	3-2	17-9
When totaling 600+ yards total offense	3-1	12-5
When rushing for 100+ yards	2-0	18-14
When rushing for 150+ yards	1-0	14-6
When passing for 300+ yards	3-3	18-19
When passing for 350+ yards	3-2	17-12
When passing for 400+ yards	3-2	14-6
When passing for 500+ yards	2-2	3-4
When allowing <100 yds rushing	1-0	3-0
When allowing 100+ yds rushing	1-3	18-22
When allowing 200+ yds rushing	1-3	10-20
When allowing <200 yds passing	0-1	9-6
When allowing 200+ yards passing	3-2	12-16
When allowing 300+ yards passing	2-2	6-9
When allowing 400+ yards passing	0-0	0-2
When allowing <300 yards total offense	1-0	3-0
When allowing 300+ yards total offense	2-3	19-22
When allowing 400+ yards total offense	1-2	14-20
When having no turnovers	1-0	6-2
When forcing no turnovers	1-3	5-7
When leading turnover margin	1-0	8-2
When trailing turnover margin	0-3	8-16
When having <2 takeaways	1-3	8-14
When having 2 or more takeaways	2-0	14-8
When leading in time of possession	3-2	8-6
When trailing in time of possession	0-1	14-16

RED RAIDERS UTILIZING DEPTH AT WIDE RECEIVER (CONT...)

- Giles along with teammates Dylan Cantrell and Cameron Batson all caught a touchdown pass in each of Texas Tech's first four games this season. It marked the first time in Texas Tech's passing era (2000-present) where multiple Red Raiders have caught at least one touchdown pass in each of the first four games of the season.
- Batson went on to extend his streak with a 15-yard touchdown reception in the final seconds against K-State. His five-game streak to start the season marked the third-longest in program history only behind Crabtree's runs in both 2007 and 2008.
- The Texas Tech receiving core has accounted for 33 plays through the air that have gone at least 25 yards. Giles leads all players with nine catches over 25 yards this year, five of which that have gone for a touchdown. KeKe Coutee follows behind with five grabs of 25 yarders or longer, including three for touchdowns.

RED RAIDER DEFENSE CONTINUES TO IMPROVE UNDER GIBBS

- Through the first three games of Big 12 play, the Texas Tech defense is allowing 427.0 yards per game which ranks fourth in the league entering this weekend. The Red Raiders began their conference slate by holding Kansas to 296 yards in a 55-19 victory before limiting Kansas State to only 335 yards a week later.
- The Red Raiders have had the top pass defense so far in league play as conference foes are averaging just 224 yards per game through the air.
- Texas Tech held Kansas State to just 335 yards of total offense, 102 of which that came in the second half. It marked the fewest yards allowed by the Red Raiders in a loss since falling to No. 4 Texas, 24-14, in 2010.
- Kansas' 296 yards of total offense marked the fewest for a Big 12 opponent since Texas Tech held Iowa State to just 189 yards in 2012. The Jayhawks' 19 points were also the fewest for a Big 12 opponent since the Red Raiders topped then-No. 24 TCU, 20-10, in their 2013 league opener at home.
- The Red Raider defense totaled four sacks in the victory over Kansas. It marked the second time this season where Texas Tech had at least four sacks as the Red Raiders recorded five in their season-opening win over Stephen F. Austin.
- Kris Williams logged a career-high 3.0 sacks against the Jayhawks, the most for a Red Raider since Brian Duncan recorded the same total in Texas Tech's season opener against SMU in 2010. Williams currently ranks tied for fifth in the Big 12 for sacks entering this weekend's game.

NEWS & NOTES EARLY IN THE SEASON

- Texas Tech has found success early in games this season as the Red Raiders are outscoring opponents, 91-36, in the opening quarter. The Red Raiders have held opponents to three or less points in three of their six games this season.
- The Red Raiders are averaging 29.5 points in the first half alone this season thanks in part to five games where Texas Tech has reached the 28-point mark before the break. Tech is coming off a season-low seven first-half points last Saturday against West Virginia.
- Texas Tech is averaging nearly 130 passing yards per game more than any other school in the country this season. The Red Raiders lead second-place Louisiana Tech by 127.8 yards per game as the Bulldogs are averaging 383 yards through the air each this season.
- Texas Tech has scored in double digits in 16 of its 24 quarters this year with the exceptions being in the third quarter versus Arizona State, Louisiana Tech and K-State as well as the fourth quarter against the Wildcats. Tech did not score in double digits in any of the four quarters against West Virginia.
- Texas Tech has recorded touchdown drives of 70 yards or longer 28 times already this season, two of which that went for at least 90 yards.
- Texas Tech has successfully scored in 91 percent (32-of-35) of its redzone appearances this season. The Red Raiders have found the endzone in 27 of those redzone appearances (77 percent).
- Texas Tech is one of just nine teams in the country to have only lost one fumble this season and one of two in the Big 12, joining Kansas State. The Red Raiders have committed just six turnovers this season which ranks tied for 19th nationally.
- Texas Tech has made steady improvements on punt returns this year as Cameron Batson is averaging 9.5 yards a return which ranks 34th nationally and fourth in the Big 12. His average is currently the highest for a Red Raider in a season since Austin Zouzalik posted a 10.4 return clip in 2012 (minimum of 10 returns).
- Texas Tech is a perfect 3-0 this season and an impressive 21-1 under head coach Kliff Kingsbury when leading after three quarters.
- Texas Tech leads the country this season in passing plays of 10 yards, 20 yards and 30 yards or more.
- True freshman linebacker Jordyn Brooks leads the Red Raiders with 36 tackles (29 solo) through the first six games of the season. Brooks, who has started all six games of his true freshman season, has also totaled 2.5 tackles for loss and two pass breakups. He leads all Big 12 freshmen defenders in tackles heading into this weekend's contest against Oklahoma.
- Texas Tech has used a total of 14 true freshmen so far this season, led by Brooks, Travis Bruffy, Douglas Coleman and Kevin Moore, who have all played in every game so far this year.
- Da'Leon Ward made his first appearance in the Red Raider backfield against West Virginia as the true freshman finished with a team-high 27 yards on six carries during the fourth quarter.

TRUE FRESHMEN PARTICIPATION

Name	Position	Games Played
Erik Baughman	P	1
Jordyn Brooks	LB	6
Travis Bruffy	OL	6
Douglas Coleman	DB	6
Nick McCann	DL	1
Kevin Moore	DB	6
Johnathan Picone	LB	5
Bailey Smith	OL	1
Desmon Smith	DB	4
Brayden Stringer	LB	5
T.J. Vasher	WR	1
Joseph Wallace	DL	3
Da'Leon Ward	RB	4



TEXAS TECH KNOWS OFFENSE

- ▶ Texas Tech is currently riding a consecutive game scoring streak that spans 239 games dating back to the 1997 season. The streak, which began Oct. 25, 1997, against Texas A&M, ranks 11th nationally and is the second-longest streak in the Big 12 Conference behind TCU.
- ▶ Texas Tech has posted 325-plus yards of total offense in 59-consecutive games, the longest active streak in the FBS. That streak began on Nov. 19, 2011, at Missouri.
- ▶ Texas Tech is the only school in the country to rank among the top 15 teams for total offense and top 10 for passing offense in every season since 2002.
- ▶ In addition, Texas Tech has ranked in the top 10 for passing offense in each of the past 15 seasons (2001-present).
- ▶ Prior to the West Virginia game, Texas Tech had scored 50 or more points in nine-consecutive home games which marked the longest streak in NCAA history. It snapped the previous record of eight-straight games set by Yale during the 1887-88 seasons. Florida is the only other school since 1990 to record a streak of six or more consecutive home games with at least 50 points.
- ▶ Texas Tech has scored 40 or more points regularly under head coach Kliff Kingsbury. The Red Raiders have eclipsed the 40-point mark 17 times under Kingsbury and the 50-point plateau a total of 12 times.
- ▶ Since the start of the 2015 season, Texas Tech has boasted one of the most impressive quick-strike offenses. The Red Raiders have had 49 touchdown-scoring drives last under two minutes during that time while 21 lasted less than a minute.
- ▶ In 44 games as head coach, Kliff Kingsbury has guided the Red Raider offense to at least 500 yards of total offense 27 times during his tenure. During that span, Kingsbury has also led Texas Tech to 700 yards of total offense four times, all of which rank among the top-10 totals in program history.
- ▶ The success of the Texas Tech offense under Kliff Kingsbury has been impressive knowing the Red Raiders have not had an upperclassman quarterback leading the offense to start any of his three previous seasons. Patrick Mahomes II became the first junior or senior quarterback to lead the Red Raiders in a season opener since Seth Doege (a senior) earned the nod in 2012.

CONSECUTIVE GAMES SCORING STREAK

(National Rankings)		
Games	School	Years
353	Florida	1988-present
299	TCU	1992-present
291	Air Force	1992-present
279	Tennessee	1994-present
277	Ohio State	1993-present
275	Virginia Tech	1995-present
269	Georgia	1995-present
264	Nebraska	1996-present
244	Georgia Tech	1997-present
244	Boise State	1997-present
239	TEXAS TECH	1997-present

PLAYS GAINING 30-PLUS YARDS

(National Rankings; 2013-16)		
Rank	School	30-Yard Plays
1.	Baylor	179
2.	TEXAS TECH	150
	Oregon	150
4.	Bowling Green	135
5.	Western Kentucky	133
6.	Texas A&M	128
	Marshall	128
	Miami, Fla.	128
9.	Ohio State	127
10.	Oklahoma State	126
11.	Colorado State	123
12.	Utah State	122
13.	Indiana	122

RED RAIDER DEFENSE ENTERS SECOND SEASON UNDER DAVID GIBBS

- ▶ Texas Tech defensive coordinator David Gibbs is his second season, bringing much-needed stability to the unit. Tech has not had a defensive coordinator remain in place for two-consecutive seasons since Ruffin McNeil from 2007-09. Five different defensive coordinators have spent time in the position following the 2009 season.
- ▶ The Texas Tech defense drastically improved in forcing turnovers in Gibbs' first season. The Red Raiders, who had just 15 takeaways in 2014, forced 25 turnovers during the 2015 season, their most since recording the same amount in 2009. Tech opened the 2016 campaign with three takeaways, marking the 10th-consecutive game the unit has forced a turnover.
- ▶ According to research from *CoachingSearch.com*, David Gibbs-led defenses are averaging 2.19 turnovers per game since the 2013 season. It is the highest average among active defensive coordinators nationally. Gibbs previously spent the 2012-14 seasons as Houston's defensive coordinator before arriving in Lubbock.

MOST TAKEAWAYS PER GAME SINCE 2013 AMONG ACTIVE DEFENSIVE COORDINATORS

Coach	School(s)	Turnovers/Game	Record
David Gibbs	Houston, Texas Tech	2.19	26-19
Gary Patterson	TCU	2.18	31-13
Pete Kwiatowski	Boise State, Washington	2.17	29-17
Lionel Washington	Tulane	2.14	16-27

UNIFORM WATCH

(Since 2009)



Texas Tech record since 2009 while wearing the following uniform combinations:

Helmet-Jersey-Pants	Record
BLACK-BLACK-BLACK	11-7
Black-White-Black	9-6
Black-Red-Black	6-3
White-White-White	8-5
Black-Red-White	4-0
Black-Black-White	4-2



Black-Red-Red	3-0
Black-White-White	1-2
Black-Gray-Black	1-0
Gray-Gray-Gray	1-0
Black-Black-Red	0-1
Black-White-Red	0-3
White-White-Red	0-2
White-Black-White	0-1
Gray-White-Gray	0-3
Red-Red-White	1-0



Wounded Warrior (2010)	1-0
Wounded Warrior (2011)	0-1
Lone Star Pride (2012)	0-1
Lone Survivor (2013)	0-1
Lone Star Pride (2013)	0-1
Throwbacks (2014)	0-1
White Ombre' (2014)	0-1
Lone Star Pride (2014)	0-1
Black Ombre' (2014)	0-1
Throwbacks - White (2015)	2-0

PRESEASON HONORS

DE'QUAN BOWMAN (WR)

- Athlon Sports Preseason All-Big 12 (Fourth Team)

BAYLEN BROWN (OL)

- Athlon Sports Preseason All-Big 12 (Second Team)

BREIDEN FEHOKO (DL)

- Athlon Sports Preseason All-Big 12 (Third Team)
- Polynesian Player of the Year Watch List

JONATHAN GILES (WR)

- Biletnikoff Award Watch List

CLAYTON HATFIELD (PK)

- Preseason All-Big 12 Team
- Athlon Sports Preseason All-Big 12 (Second Team)
- Lou Groza Award Watch List

JAH'SHAWN JOHNSON (DB)

- Athlon Sports Preseason All-Big 12 (Fourth Team)

DEVIN LAUDERDALE (WR)

- Athlon Sports Preseason All-Big 12 (Fourth Team)

PATRICK MAHOMES II (QB)

- Earl Campbell Tyler Rose Award Watch List
- Johnny Unitas Golden Arm Award Watch List
- Rotary Lombardi Award Watch List
- Maxwell Award Watch List
- Davey O'Brien Award Watch List
- Manning Award Watch List
- AFCA Good Works Team Nominee
- Wuerffel Trophy Nominee
- Athlon Sports Preseason All-Big 12 (Second Team)
- Davey O'Brien Award "Great 8" List (Sept. 12)
- Big 12 Player of the Week (Sept. 12)

TONY MORALES (OL)

- Rimington Award Watch List

IAN SADLER (WR)

- Athlon Sports Preseason All-Big 12 (Third Team)

JUSTIN STOCKTON (RB)

- Doak Walker Award Watch List
- Athlon Sports Preseason All-Big 12 (Second Team)

#REDRAIDERSINTHENFL

10 former Red Raiders enter the 2016 season on NFL rosters, including three members of the 2015 Texas Tech squad.

Jace Amaro (2011-13)	Tennessee Titans
Danny Amendola (2004-07)	New England Patriots
Le'Raven Clark (2012-15)	Indianapolis Colts
Michael Crabtree (2007-08)	Oakland Raiders
Cody Davis (2009-12)	Los Angeles Rams
Jakeem Grant (2012-15)	Miami Dolphins
Bradley Marquez (2010-13)	Los Angeles Rams
LaAdrian Waddle (2009-12)	New England Patriots
DeAndre Washington (2011-15)	Oakland Raiders
Kerry Hyder (2009-13)	Detroit Lions





2016 BIG 12 STANDINGS

	CONF	PCT.	OVERALL	STK
Baylor	3-0	1.000	6-0	W7
Oklahoma	3-0	1.000	4-2	23
West Virginia	2-0	1.000	5-0	W6
Oklahoma State	2-1	.6667	4-2	W2
TCU	2-1	.667	4-2	W1
Kansas State	1-2	.333	3-3	L1
Texas	1-2	.333	3-3	W1
Texas Tech	1-2	.333	3-3	L2
Kansas	0-3	.000	1-5	L5
Iowa State	0-4	.000	1-6	L3

BIG 12 WEEKLY SCHEDULE

SATURDAY, OCTOBER 22

Oklahoma State at Kansas (FS1)	11 a.m.
TCU at West Virginia (ESPN2)	2:30 p.m.
Texas Tech at Oklahoma (FOX)	7 p.m.
Texas at Kansas State (ESPN2/ABC)	11 a.m.

SATURDAY, OCTOBER 29

West Virginia at Oklahoma State (FOX)	11 a.m.
Kansas State at Iowa State (FSN)	11 a.m.
Texas Tech at TCU (ABC/ESPN/ESPN2)	2:30 p.m.
Baylor at Texas (ABC/ESPN/ESPN2)	2:30 p.m.
Kansas at Oklahoma (FS1)	6 p.m.

THURSDAY, NOVEMBER 3

Oklahoma at Iowa State (ESPN)	6:30 p.m.
-------------------------------	-----------

SATURDAY, NOVEMBER 5

Oklahoma State at Kansas State	TBA
TCU at Baylor	TBA
Texas at Texas Tech	TBA
Kansas at West Virginia	TBA

BIG 12 PRESEASON POLL

TEAM POINTS

1. Oklahoma (24)	258
2. TCU (2)	222
3. Oklahoma State	202
4. Baylor	156
5. Texas	151
6. Texas Tech	141
7. West Virginia	126
8. Kansas State	88
9. Iowa State	59
10. Kansas	27



KINGSBURY WELCOMES SIX NEW MEMBERS TO COACHING STAFF

► Texas Tech head coach Kliff Kingsbury welcomed six new members to his coaching staff this past spring with the hirings of Joe Robinson (special teams), Kevin Patrick (defensive line), Karl Scott (cornerbacks), DeShaun Foster (running backs) as well as Rusty Whitt (strength & conditioning). Emmett Jones (outside receivers) was promoted to a full-time coaching role after spending the 2015 season as Director of Player Development.

► Robinson brings a wealth of experience to Texas Tech's special teams units as he previously served stints at South Carolina (2012-15), North Carolina (2011), LSU (2008-10) and Arizona (2004-07). He was named the Special Teams Coordinator of the Year by *FootballScoop.com* in 2010.

► Foster and Jones are in their first seasons as a collegiate assistant coach. Foster arrived at Texas Tech following three seasons in various roles at UCLA. Jones was previously a longtime Texas high school football before joining the staff prior to the 2015 season.

► Patrick spent the previous two seasons as an assistant at North Texas. He was previously a longtime assistant at South Florida where he coached the likes of Jason Pierre-Paul, George Selvie and Terrell McClain.

► Scott arrived at Texas Tech following one season as safeties coach at Louisiana Tech. He was previously the defensive coordinator at Southeastern Louisiana in 2014.

► Whitt has helped transform Texas Tech's strength and conditioning program in his short time in Lubbock. A former U.S. Army Special Forces member, Whitt joined the Tech staff after six seasons in the same role at Louisiana-Lafayette.

2016 TEXAS TECH COACHING STAFF

Name	Position	Season
Kliff Kingsbury	Head Coach	4th
David Gibbs	Defensive Coordinator	2nd
Eric Morris	Offensive Coordinator	4th
Joe Robinson	Special Teams	1st
Zac Spavital	Linebackers	2nd
Kevin Patrick	Defensive Line	1st
Lee Hays	Offensive Line	4th
Emmett Jones	Outside Receivers	1st
Karl Scott	Cornerbacks	1st
DeShaun Foster	Running Backs	1st
Rusty Whitt	Strength & Conditioning	1st

TEXAS TECH RETURNS PLENTY OF FIRE-POWER ON OFFENSE

► Despite the departures of Jakeem Grant and DeAndre Washington, Texas Tech still brings back 65 percent of its scoring from a year ago thanks in part to the return of Patrick Mahomes II, Justin Stockton and Reginald Davis II among others.

► The Red Raiders return eight different receivers who caught a touchdown a year ago, led by Davis who snagged eight which was two shy of Grant for the team high. The remaining returning receivers with a touchdown in 2015 are Justin Stockton (6), Devin Lauderdale (4), Ian Sadler (3), Jonathan Giles (3), Zach Austin (1), Cameron Batson (1), Tony Brown (1)

► Mahomes ranks as Texas Tech's leading returning rusher after he recorded 456 yards on the ground in 2015. The Red Raider back field will be boosted this season by junior Justin Stockton, who had 733 all-purpose yards a year ago, as well as senior Quinton White, Jr., sophomore Demarcus Felton and redshirt freshman Corey Dauphine.

► On the offensive line, fourth-year assistant coach Lee Hays boasts two returning veterans in Baylen Brown and Tony Morales. Brown leads all Red Raiders with 23 career starts at various positions. Hays will also utilize sophomore Justin Murphy (four starts in 2015), sophomore transfer Paul Stawarz and redshirt freshmen Madison Akamnonu and Terence Steele.

WIDE RECEIVER U

► Texas Tech easily stakes claim to the tag "Wide Receiver U" and has the numbers to prove it. Since 2000, Texas Tech has completed 645 touchdown passes, easily the most in the country during that span.

► According to research from *SportsReference.com*, the closest school to the Red Raiders during that span is Hawaii and its 533 touchdown passes. The only other Big 12 school to rank in the top 10 is Oklahoma, which has 495 touchdown passes since 2000.

► In addition, the Red Raiders have two Biletnikoff Awards on display in their trophy case and two of the most prolific receivers in the NFL over the past several seasons: Michael Crabtree and Wes Welker.

KINGSBURY IN ELITE COMPANY AMONG ACTIVE HEAD COACHES

► Texas Tech head coach Kliff Kingsbury is one of only two NCAA FBS coaches that finished in the top 10 in the Heisman Trophy voting and also played in the National Football League. Kingsbury joins Michigan's Jim Harbaugh as the only two active coaches to accomplish this feat. Harbaugh finished third in the 1986 Heisman Trophy race and played 13 seasons in the NFL. Kingsbury, meanwhile, ranked ninth in the 2002 Heisman Trophy voting and then played five seasons in the NFL with stops with the New England Patriots, New Orleans Saints, New York Jets and Denver Broncos.

TEXAS TECH HEAD COACH KLIFF KINGSBURY

► Kliff Kingsbury is the only former Texas Tech player to return to his alma mater as its head coach.

► Under Kingsbury, Texas Tech has annually ranked among the top offenses nationally, finishing in the top 10 for total offense in all three seasons. Tech ranked second in 2015 for total offense, scoring offense and passing offense.

► At the age of 37, Kingsbury is the second-youngest head coach in a power-five conference (ACC, Big Ten, Big 12, Pac-12, SEC) and the third-youngest coach in the FBS. First-year Iowa State head coach Matt Campbell overtook Kingsbury's reign as the youngest head coach in the power five after the Cyclones hired him this offseason.

► Kingsbury is one of 16 head coaches at the NCAA Division I FBS level working at their alma mater.

HEAD COACHES AT THEIR ALMA MATER

(Active Head Coaches)

School	Name	Years Played
Air Force	Troy Calhoun	1985-88
Ball State	Mike Neu	1990-93
Boise State	Bryan Harsin	1995-99
BYU	Kailani Sitake	1994, 1997-00
Georgia	Kirby Smart	1995-98
Hawaii	Nick Rolovich	2000-01
Kent State	Paul Haynes	1987-91
Miami	Mark Richt	1978, 1980-82
Michigan	Jim Harbaugh	1983-86
Missouri	Barry Odom	1996-99
Northwestern	Pat Fitzgerald	1993-96
Oklahoma State	Mike Gundy	1986-89
Stanford	David Shaw	1991-94
Texas Tech	Kliff Kingsbury	1999-02
Utah State	Matt Wells	1994-96
UTEP	Sean Kugler	1985-88



PRESEASON PLAYER NOTABLES

- Texas Tech elected four captains prior to its season opener against Stephen F. Austin. Serving as a team captains throughout the 2016 season are senior offensive lineman Baylen Brown, junior quarterback Patrick Mahomes II, senior defensive back Justis Nelson and senior linebacker Luke Stice.
- The 2016 roster features 10 student-athletes who have already earned their undergraduate degrees: Reginald Davis II, Tony Morales, Justis Nelson, Thierry Nguema, Tyler Scalzi, Luke Stice, Keenon Ward, Quinton White, Jr., Kris Williams and Caleb Woodward. Davis, Nguema, White and Woodward all received their Texas Tech degrees this August.
- Texas Tech defensive coordinator David Gibbs has added experience to his unit with the transfers of Kolin Hill (Notre Dame), Ondre Pipkins (Michigan) and Luke Stice (Houston). Hill and Pipkins both sat out the 2015 season learning Gibbs' system while Stice previously played for the second-year defensive coordinator during his previous stop at the University of Houston.
- Texas Tech boasts 10 returners with at least 10 career starts: Baylen Brown (24), Justis Nelson (23), Keenon Ward (21), Tevin Madison (20), Patrick Mahomes II (18), Reginald Davis II (15), Breiden Fehoko (14), Jah'Shawn Johnson (14), Devin Lauderdale (14) and Ian Sadler (10).
- Jah'Shawn Johnson made a habit of covering loose balls during his first season as a Red Raider. The sophomore ranked second nationally in 2015 for fumble recoveries after recording four as a redshirt freshman. He is Texas Tech's leading returning tackler after posting 85 tackles a year ago.
- Clayton Hatfield was among the most-accurate kickers in college football during his redshirt freshman season in 2015. After earning the position full-time early in the season, Hatfield finished 12-for-14 on field goal attempts (87.5 percent) which finished seventh nationally for field goal percentage. He ranks fifth in the category among returning place kickers.
- Junior college transfer Derrick Willies was named one of Bruce Feldman's top-20 "freaks" for the 2016 season after he tweeted a workout video where he launched from a seated position for a 60-inch box jump. He did this all while wearing a 10-pound vest. Willies, who began his career at Iowa, led all JUCO receivers last season after recording 1,115 yards and 14 touchdowns at Trinity Valley Community College.
- Despite being classified as a sophomore, Breiden Fehoko is expected to provide quality experience for the Red Raider defensive line after starting in all 13 games in 2015. He recorded 19 tackles as a true freshman, including four for a loss, and added a sack as well as an interception.
- Reginald Davis II enters his senior season with 15 career touchdown receptions, six shy of entering the top 10 in Texas Tech history. Davis, who caught eight touchdowns in 2015, trails Carols Francis (2000-03), Wes Welker (2000-03) and Nehemiah Glover (2001-04) for ninth all-time in the Tech record book.
- Texas Tech returns the bulk of its secondary this season in seniors Justis Nelson, Keenon Ward, Paul Banks III and Thierry Nguema as well as junior Tevin Madison and sophomore Jah'Shawn Johnson. Tech also benefits from the return of D.J. Polite-Bray, who returns after redshirting the 2015 season.

TEXAS TECH - A WINNING TRADITION

- Since 1993, Texas Tech has endured just two sub-.500 seasons. On that note, Texas Tech ranks among the nation's top-six programs in regards to experiencing the least sub-.500 seasons since 1993. Only four NCAA FBS college football programs—Florida State (0), Southern California (1), Ohio State (1) and Florida (1)—have fewer sub-.500 seasons in the last 23 years.
- Texas Tech has made 37 postseason bowl appearances in its 91-year history which ranks among the top-20 programs all-time in bowl games played. The Red Raiders rank third among current Big 12 Conference programs in bowl appearances.
- Despite falling in the 2015 AdvoCare V100 Texas Bowl held in Houston, Texas Tech has won four of its last five bowl appearances dating back to the 2009 season.
- Texas Tech has participated in 14 bowl games since the start of the 2000 season alone. The Red Raiders are 9-5 in those bowl games during that span.

ZACH THOMAS ELECTED INTO RING OF HONOR

- Legendary All-American linebacker Zach Thomas will become the newest member of the prestigious Texas Tech Football Ring of Honor on Oct. 22 when he is inducted prior to kickoff between the Red Raiders and Oklahoma.
- Thomas will be the fifth Red Raider to be enshrined into the Ring of Honor, joining the likes of Donny Anderson, Gabe Rivera, E.J. Holub and Dave Parks. Thomas will be honored in a pregame ceremony where his name will be unveiled on the West Stadium Building at Jones AT&T Stadium.
- Thomas was a 2015 inductee into the College Football Hall of Fame. He remains a celebrated figure in Texas Tech history after a stellar four-year career where he led the Red Raiders to three bowl games. Thomas, who went on for a successful 13-year NFL career that included seven All-Pro honors, was a two-time Southwest Conference Defensive Player of the Year honoree as well as a finalist for the prestigious Butkus Award.

KIRBY HOCUTT NAMED CFP SELECTION COMMITTEE CHAIRMAN

- Texas Tech Director of Athletics Kirby Hocutt will add another important title during the 2016 football season - chairman of the College Football Playoff Selection Committee. Hocutt was named the Big 12's representative to the CFP's selection committee prior to the 2015 season and is year two of a three-year term.

300-YARD PASSING GAMES

Patrick Mahomes II (18)

Date	Pass Yards	Opponent
Nov. 15, 2014	393	#24 Oklahoma
Nov. 22, 2014	328	Iowa State
Nov. 29, 2014	598	#5 Baylor
Sept. 5, 2015	425	Sam Houston State
Sept. 12, 2015	361	UTEP
Sept. 26, 2015	392	#3 TCU
Oct. 3, 2015	415	#5 Baylor
Oct. 10, 2015	428	Iowa State
Oct. 17, 2015	354	Kansas
Oct. 31, 2015	480	#12 Oklahoma State
Nov. 14, 2015	384	Kansas State
Nov. 26, 2015	372	Texas
Dec. 29, 2015	370	#22 LSU
Sept. 3, 2016	483	Stephen F. Austin
Sept. 10, 2016	540	Arizona State
Sept. 17, 2016	470	Louisiana Tech
Oct. 8, 2016	504	Kansas State
Oct. 15, 2016	305	#18 West Virginia

100-YARD RUSHING GAMES

Demarcus Felton (1)

Date	Rush Yards	Opponent
Sept. 17, 2016	123	Louisiana Tech

Justin Stockton (2)

Date	Rush Yards	Opponent
Sept. 4, 2014	135	UTEP
Oct. 10, 2015	101	Iowa State

100-YARD RECEIVING GAMES

Zach Austin (1)

Date	Rec. Yards	Opponent
Oct. 3, 2015	110	#5 Baylor

Cameron Batson (1)

Date	Rec. Yards	Opponent
Sept. 10, 2016	148	Arizona State

Tony Brown (1)

Date	Rec. Yards	Opponent
Oct. 3, 2015	117	#5 Baylor

Keke Coutee (1)

Date	Rec. Yards	Opponent
Oct. 8, 2016	130	Kansas State

Reginald Davis (1)

Date	Rec. Yards	Opponent
Sept. 19, 2015	115	Arkansas

Jonathan Giles (2)

Date	Rec. Yards	Opponent
Sept. 17, 2016	186	Louisiana Tech
Sept. 29, 2016	219	Kansas
Oct. 15, 2016	136	#18 West Virginia

Devin Lauderdale (3)

Date	Rec. Yards	Opponent
Oct. 11, 2014	112	West Virginia
Sept. 5, 2015	150	Sam Houston State
Sept. 26, 2015	110	#3 TCU

Ian Sadler (2)

Date	Rec. Yards	Opponent
Oct. 31, 2015	122	Oklahoma State
Nov. 26, 2015	108	Texas

ALL-TIME BOWL APPEARANCES

(National Rankings)

Rank	School	Appearances
1.	Alabama	63
2.	Texas	53
3.	USC	52
	Nebraska	52
5.	Georgia	51
	Tennessee	51
7.	Oklahoma	49
8.	LSU	47
9.	Penn State	46
	Ohio State	46
11.	Georgia Tech	44
	Michigan	44
13.	Florida State	43
	Florida	43
15.	Arkansas	41
16.	Auburn	40
17.	Texas Tech	37
	Miami (Fla.)	37
	Mississippi	37
	Texas A&M	37
	Clemson	37



MAHOMES IN RECORD BOOK

CAREER YARDAGE LEADERS

1. Graham Harrell (2005-08)	15,793
2. Kliff Kingsbury (1999-02)	12,429
3. Patrick Mahomes II (2014-)	8,779
4. Seth Doege (2009-12)	8,646
5. Robert Hall (1990-93)	7,908
6. Taylor Potts (2007-10)	7,835
7. Zebbie Lethridge (1994-97)	6,789
8. Billy Joe Tolliver (1985-88)	6,756
9. B.J. Symons (2000-03)	6,378
10. Davis Webb (2013-14)	5,257

CAREER TOUCHDOWN LEADERS

1. Graham Harrell (2005-2008)	134
2. Kliff Kingsbury (1999-02)	95
3. Patrick Mahomes II (2014-)	73
4. Seth Doege (2009-12)	69
5. Taylor Potts (2007-10)	62
6. B.J. Symons (2000-03)	59
7. Robert Hall (1990-93)	48
8. Davis Webb (2013-14)	44
9. Zebbie Lethridge (1994-97)	42
10. Billy Joe Tolliver (1985-88)	38

CAREER COMPLETION LEADERS

1. Graham Harrell (2005-08)	1,403
2. Kliff Kingsbury (1999-02)	1,231
3. Seth Doege (2009-12)	819
4. Taylor Potts (2007-10)	733
5. Patrick Mahomes II (2014-)	663
6. B.J. Symons (2000-03)	554
7. Robert Hall (1990-93)	548
8. Zebbie Lethridge (1994-97)	519
9. Billy Joe Tolliver (1985-88)	493
10. Sonny Cumbie (2001-04)	461

CAREER TOTAL OFFENSE LEADERS

1. Graham Harrell (2005-08)	15,611
2. Kliff Kingsbury (1999-01)	12,263
3. Patrick Mahomes II (2014-)	9,491
4. Seth Doege (2009-12)	8,700
5. Robert Hall (1990-93)	8,489
6. Zebbie Lethridge (1994-97)	7,690
7. Taylor Potts (2007-10)	7,653
8. B.J. Symons (2000-03)	6,586
9. Billy Joe Tolliver (1985-88)	6,475
10. Ron Reeves (1978-81)	5,544

CAREER TOUCHDOWNS RESPONSIBLE FOR

1. Graham Harrell (2005-08)	146
2. Kliff Kingsbury (1999-02)	100
3. Patrick Mahomes II (2014-)	90
4. Seth Doege (2009-12)	75
5. Zebbie Lethridge (1994-97)	71
6. Taurean Henderson (2002-05)	69
7. Taylor Potts (2007-10)	66
8. B.J. Symons (2000-03)	61



PATRICK MAHOMES II

Through six games this season, **Patrick Mahomes II** has continued to be recognized as one of college football's top quarterbacks. The junior enters Saturday's game against Oklahoma as the nation's leader in passing yards (2,579), passing yards per game (429.8) as well as total offense per game (455.2) after leading a Red Raider offense that is already averaging 48.8 points per game. Most impressively, Mahomes has recorded big numbers despite coming out early in the second half of Texas Tech's season-opening win over Stephen F. Austin as well as its Big 12 opener against Kansas. His big play ability hasn't been just felt through the air, though, as he also ranks second in points responsible for per game (28.0) thanks in part to his seven rushing touchdowns to go along with his 21 passing touchdowns.

Mahomes has recorded over 300 passing yards in five of six games this season with the lone exception coming against Kansas. Through 23 games as Texas Tech's starting quarterback, Mahomes has now thrown for at least 300 yards 18 times, including nine times with 400 or more yards. He has gone for over 500 yards three times during his career as well, two times of which that have come this season.

Mahomes returned for his junior season after emerging as one of the nation's top quarterbacks in 2015. In his first full season as a starter, Mahomes threw for 4,653 yards and 36 touchdowns while adding another 456 yards and 10 touchdowns on the ground. He is the youngest player in NCAA FBS history to record 5,000 yards of total offense and just the 13th signal caller all-time to reach the mark.

MAHOMES PASSES DOEGE FOR THIRD ALL-TIME IN TECH HISTORY

Mahomes' 305 passing yards against West Virginia pushed the junior past Seth Doege (2009-12) for sole possession of third place on the Texas Tech career passing chart. Already a regular in the Tech record book, Mahomes will now chase his head coach for second all-time in program history as he has 8,779 passing yards entering Saturday's game against Oklahoma. Kliff Kingsbury (1999-02) wrapped his Red Raider career with 12,429 passing yards while Graham Harrell totaled 15,793 from 2005-08.

MAHOMES IN ELITE COMPANY THIS SEASON

Mahomes has frustrated defenses to the tune of 2,579 yards and 21 touchdowns through the air this season, marking one of the best starts for a quarterback in NCAA history. Mahomes, who left the Kansas game early with an injury, ranks fourth in passing yards through six games dating back to the 2000 season. His 2,274 passing yards rank the junior among the likes of fellow Red Raiders signal callers B.J. Symons (2003) and Graham Harrell (2007).

MAHOMES IN NATIONAL RANKINGS

(Through Week Seven)

Category	NCAA Rank	Big 12 Rank
Passing Yards	1st	1st
Passing Yards/Game	1st	1st
Total Offense/Game	1st	1st
Points Responsible For	2nd	1st
Points Responsible/Game	2nd	1st
Completions/Game	2nd	1st
Completion Percentage	3rd	1st
Passing TDs	5th	1st
Yards per Pass Attempt	4th	2nd
Passing Efficiency	6th	2nd
Rushing TDs	25th	2nd

PASSING LEADERS THROUGH SIX GAMES

(National Leaders Since 2000)


Player	Year	Yards
1. Connor Halliday (Wash. St.)	2014	3,052
2. B.J. Symons (TTU)	2003	2,954
3. Graham Harrell (TTU)	2007	2,726
4. Patrick Mahomes II (TTU)	2016	2,579
5. Chase Holbrook (N.M. St.)	2006	2,547
6. Matt Johnson (BGSU)	2015	2,534
7. Sonny Cumbie (TTU)	2004	2,521
8. Sean Mannion (Oregon St.)	2013	2,511
9. Case Keenum (Houston)	2009	2,501
10. Brandon Doughty (W. Kent.)	2014	2,500

COMPARING THE TOP QUARTERBACKS IN TEXAS TECH HISTORY

(First 22 Career Starts; Includes Starts Only)

Through the first 22 starts of his young career, Patrick Mahomes II has torched opposing defenses, amassing over 7,000 yards of passing to put himself already in mention among the top quarterbacks in Texas Tech history.

Mahomes enters his senior season already ranked among the top 10 career passers in school history and could potentially move into the top three by the end of the year, joining the likes of Graham Harrell (2006-08) as well as his head coach, Kliff Kingsbury (1992-02).



KLIFF KINGSBURY

1999-2002



GRAHAM HARRELL

2006-08



PATRICK MAHOMES II

2014-Present

	Comp-Att.	672-1043	Comp-Att.	760-1,095	Comp-Att.	623-963
Percentage		64%	Percentage	69%	Percentage	65%
Yards		6573	Yards	8534	Yards	8355
Touchdowns		43	Touchdowns	73	Touchdowns	70
Interceptions		24	Interceptions	22	Interceptions	21



MAHOMES HAS TWO 500-YARD OUTINGS THIS YEAR

Three of Patrick Mahomes' best performances over his career have come on the road where he has eclipsed the 500-yard passing mark three times. He finished 38-of-53 for 540 yards and five touchdowns earlier this season at Arizona State before following with 504 yards and five total touchdowns at Kansas State. Mahomes set his career high for passing yards during his 2014 true freshman season when he totaled 598 yards against No. 5 Baylor in Arlington.

WHERE ARIZONA STATE PERFORMANCE RANKS

Mahomes' performance at Arizona State ranked among the all-time best in Texas Tech history. His 540 passing yards finished as the seventh-most in Texas Tech history, marking the second time he had recorded a total that ranked in the top 10 in the school record book. His 584 yards of total offense, meanwhile, ranked sixth all-time in Tech history and seventh in the Big 12 record book.

MAHOMES AMONG TEXAS TECH RUSHING QBs

Mahomes' three rushing touchdowns at Kansas State moved the junior up the Texas Tech career record book as he has now found the endzone 17 times on the ground. Mahomes enters Saturday's contest tied with Robert Hall (1990-93) for third all-time among Tech quarterbacks. He needs one more rushing touchdown to tie Ron Reeves (1978-81) for second all-time in the Tech almanac. Zebbie Lethridge leads all Texas Tech quarterbacks with 27 rushing touchdowns from 1994-97. Mahomes has recorded less than 100 carries fewer than both Hall and Reeves and less than 200 attempts than Lethridge.

MAHOMES GIVES UP BASEBALL, CONCENTRATES SOLELY ON FOOTBALL

Not long after the Texas Tech completed the 2015 season, Patrick Mahomes II made an important decision. The quarterback who emerged as one of the best in college football was going to give up a sport he loved - baseball. Mahomes, who previously was a member of the Tech baseball program following his 2014 true freshman campaign, concentrated solely on football this past spring, a move that was credited by head coach Kliff Kingsbury as furthering Mahomes' development entering the 2016 season.

MAHOMES, KINGSBURY APPEAR ON DCTF COVER

Patrick Mahomes II and head coach Kliff Kingsbury were both featured this summer on the cover of Dave Campbell's Texas Football magazine, marking Texas Tech's first appearance on the cover since 2008.

CAREER RUSHING TDs AMONG TECH QBs

(All-Time Leaders)

Player	Year	Yards
1. Zebbie Lethridge	1994-97	27
2. Ron Reeves	1978-81	18
3. Robert Hall	1990-93	17
Patrick Mahomes II	2014-	17
5. Rodney Allison	1975-77	16

WHAT THEY ARE SAYING...

"He's a freak of nature, built like a linebacker and breaks the mold of Texas Tech quarterbacks, who have posted huge passing without Mahomes' dynamic athletic ability."

- Mitch Sherman, ESPN.com

"Maybe the best-kept secret in college football, Mahomes is on the precipice of becoming the game's next big star."

- Jake Trotter, ESPN.com

"From what my eyes have seen the last couple years, especially last season, Patrick Mahomes is rare stuff. I think he's the most physically gifted quarterback going into (the 2016 season)."

- Brock Huard, ESPN

"Patrick Mahomes is a unique talent. Can't wait to see how he continues to develop at Tech this fall."

- Bruce Feldman, FOX Sports (via Twitter)

"He's got the potential to be the best Texas Tech quarterback maybe ever. It's because of him that I think Texas Tech is going to exceed expectations."

- Joel Klatt, FOX Sports

"He's as good of a quarterback as there is in this league, maybe arguably in the country."

- Mike Gundy, Oklahoma State head coach

"He's a magician. You can tell your kids, but over and over on film you see it. Someone has him dead to rights for a sack and he does something to get away."

- Clint Bowen, Kansas defensive coordinator



MAHOMES BY THE NUMBERS

1,837

Passing yards for Mahomes during the first half of games this season. This number alone ranks 21st nationally among FBS quarterbacks.

223

Number of passing yards that separate Mahomes and the nation's second-leading passer, Louisiana Tech's Ryan Higgins.

71.3

Completion percentage for Mahomes this season which ranks third nationally and leads all Big 12 quarterbacks through six games.

28

Number of touchdowns Mahomes is responsible for this season, which ranks second nationally and also leads the Big 12.

10

Total touchdowns Mahomes needs to tie head coach Kliff Kingsbury for second place on the Texas Tech career touchdowns responsible for list.





KINGSBURY FILE

Hometown _____ New Braunfels, Texas
 High School _____ New Braunfels '98
 College _____ Texas Tech '01
 Family _____ Tim & Sally Kingsbury (parents)
 _____ Klint Kingsbury (brother)

COACHING HISTORY

2008-09: Houston Offensive Quality Control
 2010: Houston Assistant Coach (quarterbacks)
 2011: Houston Co-Offensive Coordinator (quarterbacks)
 2012: Texas A&M Offensive Coordinator (quarterbacks)
 2013-Present: Texas Tech Head Coach

POSTSEASON EXPERIENCE

2008 _____ Bell Helicopter Armed Forces Bowl
 2009 _____ Bell Helicopter Armed Forces Bowl
 2013 _____ National University Holiday Bowl
 2015 _____ AdvoCare V100 Texas Bowl

RECORD AGAINST OPPONENTS

<i>Arizona State</i>	<i>1-1</i>
Arkansas	1-1
<i>Baylor</i>	<i>0-3</i>
Central Arkansas	1-0
<i>Iowa State</i>	<i>3-0</i>
<i>Kansas</i>	<i>4-0</i>
<i>Kansas State</i>	<i>1-3</i>
<i>Louisiana Tech</i>	<i>1-0</i>
LSU	0-1
<i>Oklahoma</i>	<i>0-3</i>
<i>Oklahoma State</i>	<i>0-3</i>
Sam Houston State	1-0
SMU	1-0
<i>Stephen F. Austin</i>	<i>2-0</i>
<i>TCU</i>	<i>1-2</i>
<i>Texas</i>	<i>1-2</i>
Texas State	1-0
UTEP	2-0
<i>West Virginia</i>	<i>1-3</i>

Bold represents 2016 opponent.

RECORD AGAINST CONFERENCES

American	1-0
Big 12	11-19
FCS Opponents	4-0
Pac-12	1-1
Conference USA	3-0
Southland	3-0
Sun Belt	1-0
Southeastern (SEC)	1-1

PLAYING EXPERIENCE

1994-97	New Braunfels High School
1999-02	Texas Tech
2003-04	New England Patriots
2004-05	New Orleans Saints
2005	Denver Broncos / New York Jets
2006	Buffalo Bills / Cologne Centurions (NFL Europe)
2007	Winnipeg Blue Bombers/Montreal Alouettes (CFL)
2008	Team Texas (All-American Football League)



HEAD COACH KLIFF KINGSBURY

Kliff Kingsbury (@TTUKingsbury), the architect of one of the nation's most high-powered offenses, is in his fourth season as head coach at Texas Tech. The 15th head coach in program history, Kingsbury was tabbed to lead his alma mater on Dec. 12, 2012.

Under his watch, the Red Raiders have boasted an explosive offense that has annually ranked among the top units in the country. Tech has made two bowl appearances under Kingsbury, who enters the 2016 season with a 22-20 overall record.

Tech concluded the 2015 season ranked second nationally in total offense, marking the sixth-straight season where a Kingsbury-led offense finished 11th or higher in the category dating back to his time at both Houston and Texas A&M. Tech ranked second in the country for both scoring offense and passing offense in 2015 as well.

The Red Raiders averaged a school record 45.1 points per game in 2015 after scoring at least 25 points in all 13 games. Tech was one of just two schools nationally and the only team in a power-five conference to score 25 or more points in every game of the 2015 season.

OFFENSES UNDER KINGSBURY

Since earning his first coordinator position at Houston in 2010, Kliff Kingsbury has annually produced one of the nation's top offenses. A two-time National Offensive Coordinator of the Year honoree, Kingsbury as produced an offense that has ranked 11th or better nationally in each of the past five seasons. Here is a listing of where Kingsbury's offenses have ranked in the NCAA since 2010:

SCHOOL (YEAR)	TOTAL OFFENSE	SCORING OFFENSE	PASSING OFFENSE	RUSHING OFFENSE
Houston (2010)	11th	13th	5th	61st
Houston (2011)	1st	1st	1st	68th
Texas A&M (2012)	3rd	4th	14th	11th
Texas Tech (2013)	8th	23rd	2nd	111th
Texas Tech (2014)	10th	52nd	5th	80th
Texas Tech (2015)	2nd	2nd	2nd	40th
Texas Tech (2016)	2nd	5th	1st	124th

QUARTERBACKS UNDER KINGSBURY

YEAR	PLAYER	COMP	ATT	PCT.	YARDS	TD	INT	RATE	HEISMAN
2008	Case Keenum (Hou.)	397	589	67.4	5,020	44	11	159.9	N/A
2009	Case Keenum (Hou.)	492*	700*	70.3	5,671*	44*	15	154.8	N/A
2010	David Piland (Hou.)+	201	345	58.3	2,641	24	14	137.4	N/A
2011	Case Keenum (Hou.)	428*	603*	71.0	5,631*	48*	5	174.0	7th
2012	Johnny Manziel (TAMU)^	295	434	68.0	3,706	26	9	155.3	1st
2013	Davis Webb (TTU)	226	361	62.6	2,718	20	9	139.1	N/A
2013	Baker Mayfield (TTU)	218	340	64.1	2,315	12	9	127.7	N/A
2014	Davis Webb (TTU)	211	345	61.2	2,539	24	13	138.4	N/A
2014	Patrick Mahomes II (TTU)	105	185	56.8	1,547	16	4	151.2	N/A
2015	Patrick Mahomes II (TTU)	336	517	56.0	4,283	32	14	149.6	N/A
2016	Patrick Mahomes II (TTU)	194	272	71.3	2,579	21	5	172.77	--

+ -- David Piland was the backup to Case Keenum, whose 2010 season was cut short by injury.

^ -- Johnny Manziel also rushed for 1,410 yards and 21 TDs on his way to claiming the 2012 Heisman Trophy.

* -- Indicates player led the nation in that category.

TEXAS TECH COACHING STAFF




DAVID GIBBS
Defensive Coordinator
Field



ERIC MORRIS
Offensive Coordinator
Press Box




DESHAUN FOSTER
Running Backs
Field



LEE HAYS
Offensive Line
Field




EMMETT JONES
Outside Receivers
Field



KEVIN PATRICK
Defensive Line
Field



JOE ROBINSON
Special Teams
Field



KARL SCOTT
Cornerbacks
Field



ZAC SPAVITAL
Linebackers
Press Box



TEXAS TECH IN NCAA RANKINGS

CATEGORY	NCAA	BIG 12
3rd Down Conversion Pct.	4th	1st
3rd Down Conversion Pct. Defense	81st	7th
4th Down Conversion Pct.	122nd	9th
4th Down Conversion Pct. Defense	102nd	8th
Blocked Kicks	30th	3rd
Blocked Kicks Allowed	1st	1st
Blocked Punts	-	-
Blocked Punts Allowed	1st	1st
Completion Percentage	4th	2nd
Fewest Penalties	123rd	10th
Fewest Penalties per Game	128th	10th
Fewest Penalty Yards	125th	10th
Fewest Penalty Yards per Game	126th	10th
First Downs Defense	103rd	9th
First Downs Offense	2nd	1st
Fumbles Lost	1st	1st
Fumbles Recovered	103rd	8th
Kickoff Return Defense	100th	9th
Kickoff Returns	86th	7th
Net Punting	112th	10th
Passes Had Intercepted	71st	7th
Passes Intercepted	101st	8th
Passing Offense	1st	1st
Passing Yards Allowed	104th	8th
Passing Yards per Completion	47th	5th
Punt Return Defense	103rd	10th
Punt Returns	38th	5th
Red Zone Defense	127th	10th
Red Zone Offense	20th	4th
Rushing Defense	98th	9th
Rushing Offense	124th	10th
Sacks Allowed	96th	7th
Scoring Defense	124th	10th
Scoring Offense	5th	1st
Tackles for Loss Allowed	74th	7th
Team Passing Efficiency	6th	2nd
Team Passing Efficiency Defense	84th	5th
Time of Possession	58th	1st
Total Defense	117th	10th
Total Offense	2nd	1st
Turnover Margin	89th	6th
Turnovers Gained	109th	7th
Turnovers Lost	19th	2nd
Winning Percentage	51st	5th

RED RAIDERS IN NCAA RANKINGS

PLAYER	NCAA	BIG 12
Cameron Batson		
Receiving TDs	28th	4th
Punt Return Average	34th	4th
Keke Coutee		
Yards per Reception	49th	7th
Jonathan Giles		
Receiving TDs	3rd	1st
Receiving Yards Per Game	7th	1st
Receptions Per Game	11th	1st
Receiving Yards	9th	1st
All-Purpose Yards	45th	7th
Yards per Reception	45th	6th
Scoring	25th	3rd
Clayton Hatfield		
Field Goal Percentage	22nd	2nd
Scoring	37th	5th
Ian Sadler		
Yards Per Reception	39th	4th

NATIONAL RANKINGS

ASSOCIATED PRESS (Oct. 16)		
TEAM	RECORD	POINTS
1. Alabama (60)	7-0	1524
2. Ohio State	6-0	1457
3. Michigan (1)	6-0	1368
4. Clemson	7-0	1337
5. Washington	6-0	1304
6. Texas A&M	6-0	1218
7. Louisville	5-1	1168
8. Nebraska	6-0	1037
9. Baylor	6-0	1021
10. Wisconsin	4-2	935
11. Houston	6-1	766
12. West Virginia	5-0	744
13. Florida State	5-2	733
14. Boise State	6-0	694
15. Florida	5-1	626
16. Oklahoma	4-2	612
17. Arkansas	5-2	584
18. Tennessee	5-2	550
19. Utah	6-1	479
20. Western Michigan	7-0	285
21. Auburn	4-2	277
22. North Carolina	5-2	254
23. Ole Miss	3-3	188
24. Navy	4-1	163
25. LSU	4-2	123

OPPONENTS RECEIVING VOTES: Oklahoma State 47, Arizona State 6, TCU 1

AMWAY COACHES POLL (Oct. 16)

TEAM	RECORD	POINTS
1. Alabama (61)	7-0	1597
2. Ohio State (2)	6-0	1524
3. Clemson (1)	7-0	1432
4. Michigan	6-0	1413
5. Washington	6-0	1366
6. Texas A&M	6-0	1287
7. Louisville	5-1	1207
8. Baylor	6-0	1130
9. Nebraska	6-0	1114
10. Wisconsin	4-2	874
11. Houston	6-1	841
12. Florida	5-1	830
13. West Virginia	5-0	781
14. Boise State	6-0	772
15. Florida State	5-2	709
16. Oklahoma	4-2	600
17. Arkansas	5-2	570
18. Utah	6-1	538
19. Tennessee	5-2	457
20. Western Michigan	7-0	317
21. North Carolina	5-2	250
22. Ole Miss	3-3	182
23. LSU	4-2	176
24. Auburn	4-2	156
25. Navy	4-1	133

OPPONENTS RECEIVING VOTES: Oklahoma State 51, TCU 6, Arizona State 6

COLLEGE FOOTBALL PLAYOFF

TEAM	RECORD
Debuts Nov. 1	

RED RAIDERS IN NATIONAL RANKINGS


WEEK	AP	COACHES	CFP
Preseason	NR	NR	--
Week 2 (9/6)	NR	NR	--
Week 3 (9/11)	NR	NR	--
Week 4 (9/18)	NR	NR	--
Week 5 (9/25)	NR	NR	--
Week 6 (10/2)	NR	RV	--
Week 7 (10/10)	NR	NR	--
Week 8 (10/16)	NR	NR	--
Week 9 (10/23)			
Week 10 (10/30)			
Week 11 (11/6)			
Week 12 (11/13)			
Week 13 (11/20)			
Week 14 (11/27)			
Week 15 (12/4)			

THE LAST TIME TEXAS TECH WAS...

Ranked in AP Poll _____ Nov. 3, 2013 (No. 25)
 Ranked in Coaches' Poll _____ Nov. 3, 2013 (No. 23)
 Received Votes in the AP Poll _____ Oct. 18, 2015 (RV)
 Received Votes in the Coaches' Poll _____ Oct. 2, 2016 (RV)

MISCELLANEOUS RECORDS:

Highest Ranking (AP) _____ No. 2 (Nov. 2-16, 2008)
 Highest Ranking (Coaches) _____ No. 2 (Nov. 9-16, 2008)
 Highest Final Ranking (AP) _____ No. 11 (1938, 1973)
 Highest Ranking (Coaches) _____ No. 11 (1973)
 Consecutive Weeks Ranked (AP) _____ 20 (2004-06)
 Consecutive Weeks Ranked (Coaches) _____ 25 (2004-06)



TEXAS TECH at #17 OKLAHOMA

Oct. 24, 2015 | Gaylord Family Oklahoma Memorial Stadium | 2:30 p.m. CT | ABC

NORMAN, Okla. (AP) - Texas Tech quarterback Patrick Mahomes passed for 233 yards and ran for 58 in Saturday's loss to Oklahoma.

DeAndre Washington ran for 94 yards and a touchdown for the Red Raiders (5-3, 2-3).

"Any time you give up 400 yards rushing and throw four interceptions, there are very few positives to be had," Tech coach Kliff Kingsbury said.

Oklahoma jumped to a 21-3 lead, but two turnovers by the Sooners became scores for the Red Raiders. Reginald Davis caught a 6-yard touchdown pass from Mahomes, and Washington scored from 13 yards out to bring the Red Raiders back.

Perine rumbled in from 10 yards out to give the Sooners a 28-17 lead at halftime and the Sooners took a 49-27 lead into the fourth quarter.

Gaylord Family OU Memorial Stadium (85,312)
October 24, 2015

SCORE BY QUARTERS	1	2	3	4	FINAL
Texas Tech	3	14	10	0	27
Oklahoma	14	14	21	14	63

TEAM STATISTICS

	TTU	OU
FIRST DOWNS	28	35
RUSHES-YARDS (NET)	40-183	57-405
PASSING YDS (NET)	253	212
Passes Att-Comp-Int	45-29-4	22-15-1
TOTAL OFFENSE PLAYS-YARDS.....	85-436	79-617
Fumble Returns-Yards	1-50	0-0
Punt Returns-Yards.....	0-0	0-0
Kickoff Returns-Yards	7-163	1-22
Interception Returns-Yards.....	1-45	4-33
Punts (Number-Avg)	3-49.3	1-57.0
Fumbles-Lost	0-0	2-1
Penalties-Yards.....	7-68	3-34
Possession Time	28:20	31:40
Third-Down Conversions	12 of 18	10 of 13
Fourth-Down Conversions.....	0 of 1	1 of 1
Red-Zone Scores-Chances	5-6	9-10
Sacks By: Number-Yards	1-3	4-14

SCORING SUMMARY

QTR	Time	Team	Scoring Play	Drive / Time
1st	08:18	OU	Mixon, J. 11 yd run (Seibert, A. kick),	8-62 2:34
	06:39	OU	Perine, S. 3 yd run (Seibert, A. kick),	1-3 0:08
	01:42	TTU	Hatfield, C. 34 yd field goal,	14-59 4:57
2nd	13:27	OU	Mixon, J. 17 yd run (Seibert, A. kick)	9-76 3:15
	09:32	TTU	Davis, R. 6 yd pass from Mahomes, P. (Hatfield, C. kick)	4-29 1:22
	07:05	TTU	Washington, D. 13 yd run (Hatfield, C. kick)	4-32 1:16
	03:31	OU	Perine, S. 10 yd run (Seibert, A. kick)	8-75 3:34
3rd	14:14	OU	Andrews, M. 13 yd pass from Mayfield, B. (Seibert, A. kick)	4-75 0:46
	09:16	TTU	Hatfield, C. 28 yd field goal	11-63 4:58
	07:04	OU	Perine, S. 6 yd run (Seibert, A. kick)	6-75 2:12
	04:50	TTU	Mahomes, P. 1 yd run (Hatfield, C. kick)	9-62 2:14
	01:03	OU	Neal, D. 15 yd pass from Mayfield, B. (Seibert, A. kick)	9-65 3:47
4th	08:18	OU	Perine, S. 2 yd run (Seibert, A. kick)	9-54 4:53
	02:26	OU	Ross, A. 9 yd run (Seibert, A. kick)	8-36 4:32

RUSHING: Texas Tech - Washington, De. 19-94; Mahomes, P. 15-58; Stockton, J. 6-31. **Oklahoma** - Perine, Samaje 23-201; Mixon, Joe 16-154; Ross, Alex 6-23; Mayfield, Baker 9-16; Knight, Trevor 2-13; team 1-minus 2.

PASSING: Texas Tech - Mahomes, P. 26-40-4-233; Webb, Davis 3-5-0-20. **Oklahoma** - Mayfield, Baker 15-22-1-212.

RECEIVING: Texas Tech - Grant, Jakeem 7-55; Davis, Reginald 7-52; Sadler, Ian 3-40; Lauderdale, D. 3-29; Coutee, Keke 2-27; Pearson, Brad 2-26; Brown, Tony 2-10; Batson, Cameron 2-2; Washington, De. 1-12. **Oklahoma** - Neal, Durren 5-44; Westbrook, Dede 3-58; Shepard, S. 2-50; Baxter, Jarvis 1-18; Andrews, Mark 1-13; Mixon, Joe 1-13; Perine, Samaje 1-9; Mead, Jeffery 1-7.

INTERCEPTIONS: Texas Tech - Nelson, Justis 1-45. **Oklahoma** - Striker, Eric 1-33; Shannon, Frank 1-0; Alexander, D. 1-0; Austin, Dakota 1-0.

TACKLES (UA-A): Texas Tech - Allen, Dakota 3-12; Gaines, J.J. 5-9; Awe, Micah 4-8; Robertson, Pete 5-3; Nelson, Justis 4-3; Bethel, Nigel 6-0; Madison, Tevin 3-3; Johnson, Jah. 1-4; **Oklahoma** - Shannon, Frank 9-4; Austin, Dakota 11-0; Thomas, Ahmad 6-3; Alexander, D. 5-3; Johnson, W. 6-0; Parker, Steven 5-1.



JONES AT&T STADIUM

JONES AT&T STADIUM, home of Red Raider football since Nov. 29, 1947, is arguably one of the most electric gameday atmospheres in all of college football. Armed with 60,000-plus rabid fans, Dave Curtis of The Sporting News proclaimed in May of 2010 that Jones AT&T Stadium was the best home field advantage in all of college football.

The stadium's majestic beauty on the outside is the perfect facade for a rowdy and terrific game day experience that lies within its walls. Prior to the 2013 season, the experience of watching Red Raider football reached another level with the addition of a high-definition video board that spans 38 X 100 feet in size on a five-tier structure. The stadium added another element for the 2016 season with the construction of a new premium area on the north end of the stadium. Texas Tech has invested more than \$135 millions into Jones AT&T Stadium since 2003 alone with four major renovations, making the facility of the best on-campus football stadiums in the country.

The stadium was officially renamed from Jones Stadium to Jones SBC Stadium in 2000 following major corporate gifts (in excess of \$25 million) from SBC Communications (now AT&T). The stadium was renamed again in 2006 to Jones AT&T Stadium after SBC Communications formally changed its name to AT&T. The "Jones" in Jones AT&T Stadium comes from former Texas Tech president Clifford B. Jones and his wife Aubrey. The stadium was named in their honor upon its opening in 1947.

TOP 20 ATTENDANCE MARKS

Attend	Game	Season
61,836	Tech vs. Oklahoma State	2013
60,997	Tech vs. Texas State	2013
60,961	Tech vs. Texas	2014
60,879	Tech vs. Texas	2012
60,800	Tech vs. Oklahoma	2012
60,778	Tech vs. Central Arkansas	2014
60,454	Tech vs. Texas	2010
60,454	Tech vs. Oklahoma State	2010
60,277	Tech vs. Arkansas	2014
60,097	Tech vs. Stephen F. Austin	2016
60,073	Tech vs. Sam Houston State	2015
59,260	Tech vs. Iowa State	2011
59,014	Tech vs. Oklahoma	2014
58,955	Tech vs. New Mexico	2012
58,702	Tech vs. TCU	2013
58,502	Tech vs. West Virginia	2014
58,416	Tech vs. Texas A&M	2011
57,733	Tech vs. Texas A&M	2009
57,528	Tech vs. SMU	2010

SINGLE-GAME RECORDS

Most Points: 120 vs. Wayland (1925)
Most Points (Since 1950): 80 vs. Sam Houston State (2005)
Most Opponent Points: 70 vs. Oklahoma State (2015)
Most Combined Points: 123 (OSU 70, Tech 53, 2015)
Most Combined Points (Since 1950): 123 (OSU 70, Tech 53, 2015)
Largest Margin of Victory: 120 (Tech vs. Wayland — 1925)
Largest Margin of Victory (Since 1950):
 71-0, vs. New Mexico A&M (1953)

GAME/SEASON RECORDS

Most Home Games, Season: 9 games (1932)
Most Home Games, Season (Since 1950): 8 (1994, 2000)
Most Home Wins, Season: 7 games (1965, 2005, 2008)
Most Home Losses, Season: 5 games (1944, 1950)
Most Home Losses, Season (Since 1950): 4 games (1952, 1957, 1962, 1966, 1981, 1982, 1984, 1990, 2011)
Most Home Ties, Season: 2 (1925)
Most Home Ties, Season (Since 1950): 1 game (1954, 1956, 1968, 1979, 1981, 1983)
Undefeated Home Seasons: 14 (Last: 2008)
Longest Home Winning Streak: 13 (1939-42); before Jones AT&T Stadium
Longest Home Losing Streak: 6 (1943-44)
Most Points, Season: 367 (2005)
Fewest Points, Season: 20 (1928)

MISCELLANEOUS RECORDS

All-Time Home Record: 340-165-13
All-Time Jones AT&T Stadium Record (since 1947): 253-135-6
Last Tie Game: vs. TCU, 10-10 (1983)

MISCELLANEOUS STATISTICS

AVERAGE HOME ATTENDANCE RECORD:
 58,934 - 2014 (6 games)

AVERAGE HOME STUDENT ATTENDANCE RECORD:
 11,249 - 2013 (6 games)

STADIUM RECORD ATTENDANCE:
 61,836 - Texas Tech vs. #12 Oklahoma State (Nov. 2, 2013)

FIRST GAME AT JONES AT&T STADIUM:

Nov. 29, 1947 - Texas Tech vs. Hardin-Simmons

FIRST GAME ON ARTIFICIAL TURF:

Sept. 12, 1970 - Texas Tech vs. Tulane

FIRST GAME ON FIELDTURF:

Sept. 2, 2006 - Texas Tech vs. SMU

TEXAS TECH ALL-TIME HOME RECORD (SINCE 1925):

In 91 seasons of football at Texas Tech, the Red Raiders are 340-165-13 all-time in home games.

TEXAS TECH AT JONES AT&T STADIUM (SINCE 1947):

In 68 seasons at The Jones, Texas Tech is 253-135-6 at home.

STADIUM RECORD ATTENDANCE FOR A SEASON OPENER:

60,778 - Texas Tech vs. Central Arkansas (Aug. 30, 2014)

STADIUM RECORD FOR STUDENT ATTENDANCE:

16,092 - Texas Tech vs. #24 TCU (Sept. 12, 2013)

STADIUM RECORD FOR STUDENT ATTENDANCE - SEASON OPENER

15,142 - Texas Tech vs. Central Arkansas (Aug. 30, 2014)

HOME WINNING STREAK AT JONES AT&T STADIUM:

12 - Began with 34-27 win over Oklahoma on Nov. 17, 2007, through 52-30 loss to Texas A&M on Oct. 24, 2009

WINNING SEASONS:

55 - Winning or non-losing seasons in 67 years at Jones AT&T Stadium. The last team to go undefeated at home was the 2008 squad with a record of 7-0.



DEPTH CHART

OFFENSE					DEFENSE				
LT	65	Baylen Brown	6-5	305	Sr-3L			San Antonio, Texas	END 13 Kolin Hill 6-2 250 So-TR Schertz, Texas
	58	Madison Akamnonu	6-5	310	Fr-RS			Arlington, Texas	-or- 12 Zach Barnes 6-3 240 Jr-2L Loganville, Ga.
LG	72	Jack Reichel	6-5	290	So-TR			Sacramento, Calif.	N 9 Ondre Pipkins 6-3 325 Sr-TR Kansas City, Mo.
	74	Cole Collier	6-1	300	So-1L			Prosper, Texas	96 Broderick Washington 6-3 305 Fr-RS Longview, Texas
C	51	Tony Morales	6-3	295	Sr-1L			Arlington, Texas	T 4 Breiden Fehoko 6-3 295 So-1L Honolulu, Haw.
									99 Mychealon Thomas 6-1 325 Jr-TR Dallas, Texas
RG	73	Justin Murphy	6-6	310	So-1L			Belton, Texas	RUSH 5 Gary Moore 6-5 240 Jr-2L Clarksville, Texas
	76	Paul Stawarz	6-5	295	So-RS			Glen Ellyn, Ill.	6 Kris Williams 6-1 240 Sr-2L Dallas, Texas
RT	78	Terence Steele	6-6	300	Fr-RS			Cibolo, Texas	WILL 34 D'Vonta Hinton 5-9 225 So-1L Texas City, Texas
	64	Ethan Smith	6-6	275	So-1L			Humble, Texas	33 Brayden Stringer 6-2 205 Fr-HS Cypress, Texas
QB	5	Patrick Mahomes II	6-3	230	Jr-2L			Whitehouse, Texas	MIKE 20 Jordyn Brooks 6-1 235 Fr-HS Houston, Texas
	16	Nic Shimonek	6-3	220	Jr-1L			Corsicana, Texas	10 Johnathan Picone 6-1 220 Fr-HS Covington, La.
RB	4	Justin Stockton	5-10	200	Jr-2L			Cibolo, Texas	SAM 41 Malik Jenkins 6-1 225 Sr-3L Ennis, Texas
	23	Quinton White	5-7	215	Sr-3L			College Station, Texas	37 Luke Stice 6-0 230 Sr-TR Midland, Texas
X -or-	6	Devin Lauderdale	5-10	176	Sr-2L			Houston, Texas	LC 31 Justis Nelson 6-2 180 Sr-3L Mesquite, Texas
	11	Derrick Willies	6-3	215	Jr-TR			San Bernardino, Calif.	-or- 28 Paul Banks III 6-2 185 Sr-1L Houston, Texas
H -or-	13	Cameron Batson	5-9	175	Jr-2L			Oklahoma City, Okla.	FS 7 Jah'Shawn Johnson 5-10 180 So-1L Ennis, Texas
	20	Keke Coutee	5-11	175	So-1L			Lufkin, Texas	
Y -or-	12	Ian Sadler	5-11	195	Jr-2L			Argyle, Texas	SS 15 Keenon Ward 5-9 200 Sr-3L Snyder, Texas
	9	Jonathan Giles	5-11	185	So-1L			Missouri City, Texas	24 Payton Hendrix 6-2 210 So-1L Dallas, Texas
Z -or-	2	Reginald Davis III	6-0	185	Sr-3L			Tenaha, Texas	RC 3 D.J. Polite-Bray 6-0 195 Jr-2L Lithonia, Ga.
	14	Dylan Cantrell	6-3	210	Jr-2L			Whitehouse, Texas	17 Thierry Nguema 5-10 175 Sr-3L Corona, Calif.
SPECIAL TEAMS									
LS -or-	53	Kyle Heffron	5-11	225	Jr-SQ			San Antonio, Texas	KO 96 Clayton Hatfield 5-10 170 So-1L Boerne, Texas
	35	Tyler Scalzi	6-4	238	Sr-3L			Flower Mound, Texas	49 Michael Barden 5-10 175 So-1L Austin, Texas
PK	96	Clayton Hatfield	5-10	170	So-1L			Boerne, Texas	KR 2 Reginald Davis III 6-0 185 Sr-3L Tenaha, Texas
	49	Michael Barden	5-10	175	So-1L			Austin, Texas	-or- 20 Keke Coutee 5-11 175 So-1L Lufkin, Texas
P	49	Michael Barden	5-10	175	So-1L			Austin, Texas	PR 13 Cameron Batson 5-9 175 Jr-2L Oklahoma City, Okla.
	96	Clayton Hatfield	5-10	170	So-1L			Boerne, Texas	20 Keke Coutee 5-11 175 So-1L Lufkin, Texas

**KISEAN ALLEN****38**DB | 5-11 | 170 | So.-1L
Mesquite, Texas | Poteet H.S.

- ▶ **LAST GAME:** Matched his career high with six tackles against West Virginia; marked second-consecutive week where he has recorded six tackles.
- ▶ Played in primarily a reserve role or on special teams prior to earning first career start in Big 12 opener against Kansas.
- ▶ Started in each of the last three games in place of Keenon Ward at strong safety.
- ▶ Ranks third on the team with four special teams tackles.

CAREER HIGHS

Tackles _____ 6, twice, vs. West Virginia (2016)*
 Tackles For Loss _____ None
 Sacks _____ None
 Interceptions _____ None
 Fumbles Forced _____ None
 Fumbles Recovered _____ None
 Quarterback Hurries _____ None
 Pass Breakups _____ None

TACKLES	G	UA	A	Tot.	TFL	Yds	PD	FF	FR	Blkd	QBH
2015	5	0	0	0	0.0	0	0	0	0	0	0
2016	5	17	2	19	0.0	0	0	0	0	0	0
TOTAL	10	17	2	19	0.0	0	0	0	0	0	0

**PAUL BANKS III****28**DB | 6-2 | 185 | Sr.-1L
Houston, Texas | Kashmere H.S.
Navarro J.C.


- ▶ **LAST GAME:** Made his first start of the season against West Virginia where he recorded a career-high five tackles.
- ▶ Marked just his second game this season after he sat out the first four of the 2016 campaign.
- ▶ Played in seven games during his first season as a Red Raider in 2015 where he had 15 tackles and two pass breakups.

CAREER HIGHS

Tackles _____ 5, vs. West Virginia (2016)*
 Tackles For Loss _____ None
 Sacks _____ None
 Interceptions _____ None
 Fumbles Forced _____ None
 Fumbles Recovered _____ None
 Quarterback Hurries _____ None
 Pass Breakups _____ 1, twice, at Kansas State (2016)*

* Indicates most recent high

TACKLES	G	UA	A	Tot.	TFL	Yds	PD	FF	FR	Blkd	QBH
2015	7	12	3	15	0.0	0	2	0	0	0	0
2016	2	8	1	9	0.0	0	1	0	0	0	0
TOTAL	9	20	4	24	0.0	0	3	0	0	0	0

**MICHAEL BARDEN****49**PK | 5-10 | 175 | So.-1L
Austin, Texas | Westlake H.S.

- ▶ **LAST GAME:** Called on to punt four times where he averaged 36.5 yards per attempt; had two punts land inside the 20 yard line.
- ▶ Recorded just 16 punts this season, the fewest for a Big 12 punter so far this season.
- ▶ Inserted on kickoffs six times already this year, which has resulted in four touchbacks.
- ▶ In his first full season as Texas Tech's starting punter after seeing action in five games last year as either the place kicker or backup punter.

CAREER HIGHS

Points Scored _____ 10, vs. Sam Houston State (2015)
 PAT's _____ 7, twice, UTEP (2015)*
 Field Goals Made _____ 1, twice, vs. UTEP (2015)*
 Field Goals Attempted _____ 1, twice, vs. UTEP (2015)*
 Longest Field Goal _____ 32, vs. UTEP (2015)
 Punt Attempts _____ 5, vs. Stephen F. Austin (2016)
 Longest Punt _____ 62, vs. Kansas State (2016)

* Indicates most recent high

FIELD GOALS	G	Att	Made	Lg	Pct
2015	8	3	2	32	66.7
2016	5	0	0	0	0.0
TOTAL	13	3	2	32	66.7

PUNTING	G	No.	Yards	Lg	Avg
2015	5	5	215	58	43.0
2016	5	16	631	59	39.4
TOTAL	13	32	1348	62	42.1

**ZACH BARNES****12**DL | 6-3 | 240 | Jr.-2L
Loganville, Ga. | Grayson H.S.

- ▶ **LAST GAME:** Made one tackle along the defensive line against West Virginia.
- ▶ Missed two games during non-conference play before returning against Kansas.
- ▶ Began the season with one tackle against Stephen F. Austin, which came on a sack in the third quarter. The sack also caused his first career forced fumble.

CAREER HIGHS

Tackles _____ 4, vs. Sam Houston State (2015)
 Tackles For Loss _____ 1.0, vs. Stephen F. Austin (2016)
 Sacks _____ 1.0, vs. Stephen F. Austin (2016)
 Interceptions _____ None
 Fumbles Forced _____ 1, vs. Stephen F. Austin (2016)
 Fumbles Recovered _____ 1, at Kansas (2013)
 Quarterback Hurries _____ None
 Pass Breakups _____ None

TACKLES	G	UA	A	Tot.	TFL	Yds	PD	FF	FR	Blkd	QBH
2013	5	2	0	2	0.0	0	0	0	1	0	0
2015	7	5	4	9	0.5	1	0	0	0	0	0
2016	4	2	0	2	1.0	5	0	1	0	0	0
TOTAL	16	9	4	13	1.5	6	0	1	1	0	0

SACKS	G	UA	A	Total	Yds
2013	5	0	0	0.0	0
2015	7	0	1	0.5	1
2016	4	1	0	1.0	5
TOTAL	16	1	1	1.5	6

**CAMERON BATSON****13**WR | 5-9 | 175 | Jr.-2L
Oklahoma City, Okla. | Milwood H.S.

- ▶ **LAST GAME:** Caught five passes for 19 yards in loss against West Virginia; also returned one punt, taking it 19 yards to put Texas Tech in solid field position.
- ▶ Was one of two receivers nationally to catch a touchdown pass in each of the first five games of the season, joining Washington State's Gabe Marks.
- ▶ Ranks second on the team with 32 receptions and 354 receiving yards this season.
- ▶ His 114 yards on punt returns are already the most in a season during his career.
- ▶ Posted the first 100-yard receiving game of his career at Arizona State after catching nine passes for 148 yards.

CAREER HIGHS

Receptions _____ 9, at Arizona State (2016)
 Receiving Yards _____ 148, at Arizona State (2016)
 Receiving Touchdowns _____ 1, 5x, vs. Kansas (2016)*
 Long Reception _____ 66 yards, at Arizona State (2016)
 All-Purpose Yards _____ 148, at Arizona State (2016)
 Punt Returns _____ 4, 3x, vs. Stephen F. Austin (2016)*
 Punt Return Yards _____ 75, vs. Stephen F. Austin (2016)
 Long Punt Return _____ 33, vs. Stephen F. Austin (2016)

* Indicates most recent high

RECEIVING	G	Rec	Yds	TD	Lg	Rec/G	Avg/C	Avg/G
2014	12	9	41	0	12	0.8	4.6	3.4
2015	13	29	327	1	45	2.2	11.3	25.2
2016	6	32	354	5	66	5.3	11.1	59.0
TOTAL	31	70	722	6	66	2.3	10.3	23.3

PUNT RETURNS	G	No.	Yds	TD	Lg	Avg/R	Avg/G
2014	12	18	65	0	18	3.6	5.4
2015	13	13	81	0	14	6.2	6.2
2016	6	12	114	0	33	9.5	19.0
TOTAL	31	43	260	0	33	6.0	8.4

ALL PURPOSE	G	Rush	Rec	PR	KR	IR	Tot.	Avg/G
2014	12	0	41	65	0	0	106	8.8
2015	13	2	327	81	16	0	426	32.8
2016	6	0	354	114	11	0	479	79.8
TOTAL	31	2	722	260	27	0	1011	32.6



JORDYN BROOKS 20

LB | 6-1 | 235 | Fr.-HS
Houston, Texas | Stratford H.S.

- ▶ **LAST GAME:** Recorded seven tackles in loss to West Virginia which ranked second on the team only behind Jah'Shawn Johnson's 10 takedowns.
- ▶ Leads the Red Raiders with 36 tackles (29 solo) despite being in his first collegiate season.
- ▶ In addition, also leads all Big 12 freshmen in tackles so far this season.
- ▶ Best performance of the season came at Arizona State where he had 10 tackles, including two for a loss; only Red Raider to reach double digits in tackles this season.

CAREER HIGHS

Tackles _____ 10, at Arizona State (2016)
Tackles For Loss _____ 2.0, at Arizona State (2016)
Sacks _____ None
Interceptions _____ None
Fumbles Forced _____ None
Fumbles Recovered _____ None
Quarterback Hurries _____ 1, vs. Kansas (2016)
Pass Breakups _____ 1, twice, vs. Kansas (2016)*
* Indicates most recent high

TACKLES	G	UA	A	Tot.	TFL	Yds	PD	FF	FR	Blkd	QBH
2016	6	29	7	36	3.0	3	2	0	0	0	1



TONY BROWN 8


WR | 6-1 | 195 | So.-1L
La Mirada, Calif. | La Mirada H.S.

- ▶ **LAST GAME:** Did not record a reception in time at outside receiver against West Virginia; also contributed on special teams.
- ▶ Enters his second season as a Red Raider after catching 14 passes for 250 yards and a touchdown as a true freshman.

CAREER HIGHS

Touchdowns _____ 1, vs. Baylor (2015)
Receptions _____ 5, vs. Baylor (2015)
Receiving Yards _____ 117, vs. Baylor (2015)
Receiving Touchdowns _____ 1, vs. Baylor (2015)
Long Reception _____ 51, vs. Baylor (2015)
All-Purpose Yards _____ 117, vs. Baylor (2015)
Kick Returns _____ 1, at Oklahoma (2015)
Punt Return Yards _____ 15, at Oklahoma (2015)
* Indicates most recent high

RECEIVING	G	Rec	Yds	TD	Lg	Rec/G	Avg/C	Avg/G
2015	13	14	250	1	51	1.1	17.9	19.2
2016	5	3	29	0	19	0.6	9.7	5.8
TOTAL	18	17	279	1	51	0.9	16.4	15.5



DYLAN CANTRELL 14

WR | 6-3 | 210 | Jr.-2L
Whitehouse, Texas | Whitehouse H.S.

- ▶ **LAST GAME:** Missed the West Virginia game due to injury.
- ▶ Previously snapped his career highs with 11 receptions and 87 yards the week prior against Kansas State.
- ▶ Performance at Kansas State marked second time this year where he had at least 80 receiving yards as he also totaled 81 against Louisiana Tech.
- ▶ Started the year with a touchdown catch in each of his first four games.
- ▶ His four touchdowns this season are one more than his career total coming into the 2016 campaign.
- ▶ Returned for his junior season after redshirting the 2015 campaign with an injury.

CAREER HIGHS

Touchdowns _____ 1, 7x, vs. Kansas (2016)*
Receptions _____ 11, at Kansas State (2016)
Receiving Yards _____ 87, at Kansas State (2016)
Receiving Touchdowns _____ 1, 7x, vs. Kansas (2016)*
Long Reception _____ 54, vs. Stephen F. Austin (2016)
All-Purpose Yards _____ 81, vs. Louisiana Tech (2016)
* Indicates most recent high

RECEIVING	G	Rec	Yds	TD	Lg	Rec/G	Avg/C	Avg/G
2013	11	9	70	1	16	0.8	7.8	6.4
2014	12	20	312	2	40	1.7	15.6	26.0
2016	5	27	325	4	54	5.2	12.3	63.8
TOTAL	28	56	707	7	54	2.0	12.7	25.0



DOUGLAS COLEMAN 25

DB | 6-1 | 175 | Fr-HS
Zachary, La. | Zachary H.S.

- ▶ **LAST GAME:** Appeared defensively and on special teams in loss to West Virginia.
- ▶ Best performance of the season came against Louisiana Tech where he recorded five tackles, including a sack. The sack was the first of his career.
- ▶ Has seen significant action in the secondary as well as on special teams during true freshman season.
- ▶ One of six Red Raiders with a sack this season and the only one from the secondary.

CAREER HIGHS

Tackles _____ 5, vs. Louisiana Tech (2016)
Tackles For Loss _____ 1.0, vs. Louisiana Tech (2016)
Sacks _____ 1.0, vs. Louisiana Tech (2016)
Interceptions _____ None
Fumbles Forced _____ None
Fumbles Recovered _____ None
Quarterback Hurries _____ None
Pass Breakups _____ 2, vs. Stephen F. Austin (2016)

TACKLES	G	UA	A	Tot.	TFL	Yds	PD	FF	FR	Blkd	QBH
2016	6	5	3	8	1.0	4	2	0	0	0	0

SACKS	G	UA	A	Total	Yds
2016	6	1	0	1.0	4



KEKE COUTEE 20

WR | 5-11 | 175 | So.-1L
Lufkin, Texas | Lufkin H.S.

- ▶ **LAST GAME:** Snagged a career-high six receptions for 61 yards against West Virginia; marked third-straight game with at least 50 receiving yards.
- ▶ Previously put together the best performance of his young career at Kansas State with five catches for 130 yards, including a 61-yard scoring strike in the first quarter.
- ▶ Also had three catches for 73 yards and two touchdowns against Kansas; marked the first time in his career to snag a touchdown pass.
- ▶ Ranks fourth on the team in receiving yards (293).

CAREER HIGHS

Touchdowns _____ 2, vs. Kansas (2016)
Receptions _____ 6, vs. West Virginia (2016)
Receiving Yards _____ 130, at Kansas State (2016)
Receiving Touchdowns _____ 2, vs. Kansas (2016)
Long Reception _____ 61, at Kansas State (2016)
Rush Attempts _____ 1, vs. Stephen F. Austin (2016)
Rush Yards _____ 6, vs. Stephen F. Austin (2016)
Rush Touchdowns _____ 1, vs. Stephen F. Austin (2016)
All-Purpose Yards _____ 144, at Kansas State (2016)
Kick Returns _____ 1, vs. Stephen F. Austin (2016)
Kick Return Yards _____ 15, vs. Stephen F. Austin (2016)
Long Kick Return _____ 15, vs. Stephen F. Austin (2016)
* Indicates most recent high

RECEIVING	G	Rec	Yds	TD	Lg	Rec/G	Avg/C	Avg/G
2015	13	11	105	0	23	0.8	9.5	8.1
2016	6	17	293	3	61	2.8	17.2	48.8
TOTAL	19	28	398	3	61	1.5	14.2	20.9

RUSHING	G	Att	Yds	TD	Lg	Avg/C	Avg/G
2015	13	0	0	0	0	0.0	0.0
2016	6	1	6	1	6	6.0	1.0
TOTAL	19	1	6	1	6	6.0	0.3

ALL PURPOSE	G	Rush	Rec	PR	KR	IR	Tot.	Avg/G
2015	13	0	105	0	0	0	105	8.1
2016	6	6	293	14	15	0	328	54.7
TOTAL	19	6	398	14	15	0	433	22.8



CORY DAUPHINE 21

RB | 6-0 | 195 | Fr-RS
Port Arthur, Texas | Memorial H.S.

- ▶ **LAST GAME:** Played on special teams against West Virginia.
- ▶ Made his first career appearance as a Red Raider against Stephen F. Austin where he found the endzone on a 27-yard carry in the fourth quarter.

CAREER HIGHS

Touchdowns _____ 1, vs. Stephen F. Austin (2016)
Rush Attempts _____ 2, vs. Stephen F. Austin (2016)
Rush Yards _____ 25, vs. Stephen F. Austin (2016)
Rush TDs _____ 1, vs. Stephen F. Austin (2016)
Longest Rush _____ 27, vs. Stephen F. Austin (2016)
Receptions _____ None
Receiving Yards _____ None
Receiving Touchdowns _____ None
Long Reception _____ None
All-Purpose Yards _____ 25, vs. Stephen F. Austin (2016)
* Indicates most recent high

RUSHING	G	Att	Yds	TD	Lg	Avg/C	Avg/G
2016	3	2	25	1	27	12.5	8.3

ALL PURPOSE	G	Rush	Rec	PR	KR	IR	Tot.	Avg/G
2016	3	25	0	0	0	0	25	8.3



REGINALD DAVIS III 2

WR | 6-0 | 185 | Sr.-3L
Tenaha, Texas | Tenaha H.S.

- **LAST GAME:** Did not catch a pass against West Virginia but did return two kickoffs for 62 yards, including a season-high 46 yarder.
- Averaging 17.4 yards per catch this season, the best clip of his career.
- Hauled in a 59-yard pass, his longest of the season, in season opener vs. Stephen F. Austin.

CAREER HIGHS

Touchdowns _____ 2, twice, at Arkansas (2015)*
Receptions _____ 7, at Oklahoma (2015)
Receiving Yards _____ 115, at Arkansas (2015)
Receiving Touchdowns _____ 2, twice, at Arkansas (2015)*
Long Reception _____ 72, at Arkansas (2015)
Rush Attempts _____ 1, vs. UTEP (2015)
Rush Yards _____ 21, vs. UTEP (2015)
Rush Touchdowns _____ None
All-Purpose Yards _____ 151, vs. Arizona State (2013)
Kick Returns _____ 3, 3x, at Kansas State (2016)*
Kick Return Yards _____ 113, vs. Arizona State (2013)
Long Kick Return _____ 90, vs. Arizona State (2013)
* Indicates most recent high

RECEIVING	G	Rec	Yds	TD	Lg	Rec/G	Avg/C	Avg/G
2013	13	15	200	3	38	1.2	13.3	15.4
2014	12	29	318	5	36	2.4	11.0	26.5
2015	13	38	536	8	72	2.9	14.1	41.2
2016	6	8	139	0	59	1.3	17.4	23.2
TOTAL	44	90	1193	16	72	2.0	13.3	27.1

ALL PURPOSE	G	Rush	Rec	PR	KR	IR	Tot.	Avg/G
2013	13	0	200	0	297	0	497	38.2
2014	12	0	318	0	66	0	384	32.0
2015	13	21	536	0	0	0	557	42.8
2016	6	0	139	0	163	0	302	50.3
TOTAL	44	21	1193	0	526	0	1740	39.5



BREIDEN FEHOKO 4

DL | 6-3 | 295 | So.-1L
Honolulu, Hawaii | Farrington H.S.

- **LAST GAME:** Posted two tackles against West Virginia.
- Has 10 tackles this season, including two for a loss.
- Started in each of the 19 games of his collegiate career.
- Youngest brother of three to wear a Red Raider uniform.

CAREER HIGHS

Tackles _____ 4, vs. Iowa State (2015)
Tackles For Loss _____ 1.0, 6x, vs. Kansas (2016)*
Sacks _____ 1.0, twice, vs. Kansas (2016)*
Interceptions _____ 1, at West Virginia (2015)
Fumbles Forced _____ None
Fumbles Recovered _____ None
Quarterback Hurries _____ 1, twice, vs. Stephen F. Austin (2016)*

TACKLES	G	UA	A	Tot.	TFL	Yds	PD	FF	FR	Bikd	QBH
2015	13	11	8	19	4.0	13	1	0	0	0	1
2016	6	8	2	10	2.0	10	0	0	0	0	1
TOTAL	19	19	10	29	6.0	23	1	0	0	0	2

SACKS	G	UA	A	Total	Yds
2015	13	1	0	1.0	4
2016	6	1	0	1.0	7
TOTAL	19	2	0	2.0	11



DEMARCUS FELTON 27

RB | 5-7 | 190 | So.-1L
Houston, Texas | Dekaney H.S.

- **LAST GAME:** Carried five times for 18 yards against West Virginia while also recording a pair of receptions.
- Currently ranks as Texas Tech's rushing leader with 288 yards on 52 carries this year (5.5 yards per carry).
- Previously surpassed the 100-yard mark for the first time in his career against Louisiana Tech after totaling 123 yards and two touchdowns on the ground off 16 carries.
- First Red Raider not named DeAndre Washington to rush for 100 yards since teammate Justin Stockton did so last year against Iowa State.

CAREER HIGHS

Touchdowns _____ 2, vs. Louisiana Tech (2016)
Rush Attempts _____ 16, vs. Louisiana Tech (2016)
Rush Yards _____ 123, vs. Louisiana Tech (2016)
Rush TDs _____ 2, vs. Louisiana Tech (2016)
Longest Rush _____ 53, vs. Iowa State (2015)
Receptions _____ 2, vs. Kansas (2016)
Receiving Yards _____ 13, vs. Kansas (2016)
Receiving Touchdowns _____ None
Long Reception _____ 10, vs. Kansas (2016)
All-Purpose Yards _____ 123, vs. Louisiana Tech (2016)
Kick Returns _____ 3, at Kansas State (2016)
Kick Return Yards _____ 26, at Kansas State (2016)
Long Kick Return _____ 14, at Kansas State (2016)
* Indicates most recent high

RUSHING	G	Att	Yds	TD	Lg	Avg/C	Avg/G
2015	13	6	73	1	53	12.2	5.6
2016	6	52	288	3	31	5.5	48.0
TOTAL	19	58	361	4	53	6.2	19.0

ALL PURPOSE	G	Rush	Rec	PR	KR	IR	Tot.	Avg/G
2015	13	73	0	0	0	0	73	5.6
2016	6	288	31	0	27	0	346	57.7
TOTAL	19	361	31	0	27	0	419	22.1



JONATHAN GILES 9

WR | 5-11 | 185 | So.-1L
Missouri City, Texas | Fort Bend Elkins H.S.

- **LAST GAME:** Recorded his third 100-yard performance of the season against West Virginia, hauling in a team-leading eight passes for 136 yards and two touchdowns.
- Previously totaled 219 receiving yards off 12 catches against Kansas, marking the first time a Red Raider had gone over 200 receiving yards since Darrin Moore in 2011.
- Performance followed his six-catch, 186-yard outing against Louisiana Tech that also featured three TDs.
- Leads the Red Raiders in receptions (43), receiving yards (750) and all-purpose yards per game (125.0).
- Leads the Big 12 in most receiving categories, including yards, yards per game, receptions and receiving touchdowns.
- His 750 receiving yards are the most for a Red Raider through five games since Michael Crabtree in 2007.
- Former high school quarterback who has transitioned to wide receiver at the collegiate level.

CAREER HIGHS

Touchdowns _____ 3, vs. Louisiana Tech (2016)
Receptions _____ 12, vs. Kansas (2016)
Receiving Yards _____ 219, vs. Kansas (2016)
Receiving Touchdowns _____ 3, vs. Louisiana Tech (2016)
Long Reception _____ 64, vs. Louisiana Tech (2016)
Rush Attempts _____ None
All-Purpose Yards _____ 219, vs. Kansas (2016)
* Indicates most recent high

CAREER STATS

RECEIVING	G	Rec	Yds	TD	Lg	Rec/G	Avg/C	Avg/G
2015	11	15	143	3	21	1.4	9.5	13.0
2016	6	43	750	9	64	7.2	17.4	125.0
TOTAL	17	58	893	12	64	3.4	15.4	52.5

ALL PURPOSE	G	Rush	Rec	PR	KR	IR	Tot.	Avg/G
2015	11	0	143	0	0	0	143	13.0
2016	6	0	750	0	0	0	750	125.0
TOTAL	17	0	893	0	0	0	893	52.5



LONZELL GILMORE 94

DL | 6-3 | 250 | Fr.-RS
Spring, Texas | Spring H.S.

- ▶ **LAST GAME:** Saw action but did not record a tackle against West Virginia.
- ▶ Best performance so far this season came with three tackles at Arizona State.
- ▶ Recorded his first career sack in season opener against Stephen F. Austin; also blocked a field goal in the win as well.

CAREER HIGHS

Tackles _____ 3, at Arizona State (2016)
Tackles For Loss _____ 1.0, vs. Stephen F. Austin (2016)
Sacks _____ 1.0, vs. Stephen F. Austin (2016)
Interceptions _____ None
Fumbles Forced _____ None
Fumbles Recovered _____ None
Quarterback Hurries _____ None
Pass Breakups _____ None

TACKLES	G	UA	A	Tot.	TFL	Yds	PD	FF	FR	Blkd	QBH
2016	6	4	1	5	1.0	7	0	0	0	1	0

SACKS	G	UA	A	Total	Yds
2016	6	1	0	1.0	7



CLAYTON HATFIELD 96

PK | 5-10 | 170 | So.-1L
Boerne, Texas | Champion H.S.

- ▶ **LAST GAME:** Added a pair of extra points while also drilling a 42-yard attempt against West Virginia.
- ▶ Already ranks eighth all-time in Texas Tech history for extra points (91); needs one more extra point to tie Scott Segrist (1985-88) for seventh place and six to match Robert Treece (2001-02) for sixth.
- ▶ Ranked among the most accurate kickers in the country as a true freshman after successfully connecting on 87.5 percent (14-of-16) of his attempts.
- ▶ Boasts a 86.4 career field goal percentage that ranks eighth nationally among active kickers.
- ▶ All three of his career misses have come on attempts from at least 40 yards.

CAREER HIGHS

Points Scored _____ 15, vs. Stephen F. Austin (2016)
PAT's _____ 9, twice, vs. Stephen F. Austin (2016)
Field Goals Made _____ 3, at Kansas (2015)
Field Goals Attempted _____ 4, at Kansas (2015)
Longest Field Goal _____ 51, at Texas (2015)

* Indicates most recent high

FIELD GOALS	G	Att	Made	Lg	Pct
2015	12	16	14	51	87.5
2016	6	6	5	43	83.3
TOTAL	18	22	19	51	86.4



PAYTON HENDRIX 24

DB | 6-2 | 210 | So.-1L
Dallas, Texas | Bishop Dunne H.S.

- ▶ **LAST GAME:** Recorded a career-high five tackles versus West Virginia either on special teams or in the secondary.
- ▶ Seen action both in the secondary as well as on special teams; played in all five games this season.

CAREER HIGHS

Tackles _____ 5, vs. West Virginia (2016)
Tackles For Loss _____ None
Sacks _____ None
Interceptions _____ None
Fumbles Forced _____ None
Fumbles Recovered _____ None
Quarterback Hurries _____ None
Pass Breakups _____ None

TACKLES	G	UA	A	Tot.	TFL	Yds	PD	FF	FR	Blkd	QBH
2015	11	4	6	10	0.0	0	0	0	0	0	0
2016	6	6	1	7	0.0	0	0	0	0	0	0
TOTAL	17	10	7	17	0.0	0	0	0	0	0	0



KOLIN HILL 13

DL | 6-2 | 250 | So-TR
Schertz, Texas | Samuel Clemens H.S.
Notre Dame

- ▶ **LAST GAME:** Recorded two tackles, both of which that resulted in a loss, at Kansas State.
- ▶ Ranks second on the team with 4.0 tackles for a loss already this season.
- ▶ Recorded his first career sack as a Red Raider in season opener against Stephen- F. Austin.
- ▶ In first season as a Red Raider after transferring from Notre Dame prior to the 2015 campaign.

CAREER HIGHS

Tackles _____ 4, at Arizona State (2016)
Tackles For Loss _____ 2.0, at Kansas State (2016)
Sacks _____ 1.0, vs. Stephen F. Austin (2016)
Interceptions _____ None
Fumbles Forced _____ None
Fumbles Recovered _____ None
Quarterback Hurries _____ 1, vs. Kansas (2016)
Pass Breakups _____ 1, twice, vs. Louisiana Tech (2016)*

* Indicates most recent high

TACKLES	G	UA	A	Tot.	TFL	Yds	PD	FF	FR	Blkd	QBH
2016	6	13	3	16	4.0	5	2	0	0	0	1

SACKS	G	UA	A	Total	Yds
2016	6	1	0	1.0	2



D'VONTA HINTON 34

LB | 5-9 | 225 | So.-1L
Texas City, Texas | Texas City H.S.

- ▶ **LAST GAME:** Notched three tackles in loss to West Virginia.
- ▶ Previously totaled five tackles, one shy of his season high against Kansas State.
- ▶ Began the year with three tackles versus Stephen F. Austin and then followed with six against Louisiana Tech.
- ▶ Missed the Arizona State game due to injury.
- ▶ Coming off a successful true freshman season where he recorded 53 tackles (32 solo).

CAREER HIGHS

Tackles _____ 12, at West Virginia (2015)
Tackles For Loss _____ 2.0, vs. Kansas State (2015)
Sacks _____ 1.0, twice, at Texas (2015)*
Interceptions _____ None
Fumbles Forced _____ 1, vs. Oklahoma State (2015)
Fumbles Recovered _____ None
Quarterback Hurries _____ 1, vs. Kansas (2016)
Pass Breakups _____ None

* Indicates most recent high

TACKLES	G	UA	A	Tot.	TFL	Yds	PD	FF	FR	Blkd	QBH
2016	5	17	2	19	1.0	1	0	0	0	0	1
TOTAL	18	49	23	72	6.5	26	0	1	0	0	3

SACKS	G	UA	A	Total	Yds
2015	13	2	0	2.0	18
2016	5	0	0	0.0	0
TOTAL	18	2	0	2.0	18



MALIK JENKINS 41

LB | 6-1 | 225 | Sr.-3L
Ennis, Texas | Ennis H.S.

- ▶ **LAST GAME:** Contributed two tackles, including an assist for a loss, against West Virginia.
- ▶ Ranks third on the team with 24 tackles (16 solo).
- ▶ Recovered the first fumble of his career in season opener against Stephen F. Austin.
- ▶ Notched 52 tackles in 2015, fourth among returning defensive players this season.

CAREER HIGHS

Tackles _____ 8, twice, at Arizona State (2016)*
Tackles For Loss _____ 2.0, vs. Stephen F. Austin (2013)
Sacks _____ 1.0, vs. Stephen F. Austin (2013)
Interceptions _____ None
Fumbles Forced _____ 1, vs. UTEP (2015)
Fumbles Recovered _____ 1, vs. Stephen F. Austin (2016)
Pass Breakups _____ 1, 3x, vs. Iowa State (2015)*

* Indicates most recent high

TACKLES	G	UA	A	Tot.	TFL	Yds	PD	FF	FR	Blkd	QBH
2013	12	7	2	9	2.0	2	1	0	0	0	0
2014	8	7	2	9	1.0	5	0	0	0	0	0
2015	13	28	24	52	4.0	7	2	1	0	0	0
2016	6	16	8	24	0.5	1	0	0	1	0	1
TOTAL	39	58	36	94	7.5	15	3	1	1	0	1

SACKS	G	UA	A	Total	Yds
2013	12	1	0	1.0	1
2014	8	0	0	0.0	0
2015	13	0	0	0.0	0
2016	6	0	0	0.0	0
TOTAL	39	1	0	1.0	1

**JAH'SHAWN JOHNSON 7**DB | 5-10 | 180 | So.-1L
Ennis, Texas | Ennis H.S.

- ▶ **LAST GAME:** Posted a season-high 10 tackles against West Virginia, marking second time this year where a Red Raider had reached double digits (Jordyn Brooks, ASU).
- ▶ Ranks second on the team with 34 tackles (28 solo).
- ▶ His four career interceptions lead all active Red Raiders.
- ▶ Among the most experienced returners on defense with 18 career starts at safety.

CAREER HIGHS

Touchdowns _____ 1, at Kansas (2015)
 Tackles _____ 16, at Arkansas (2015)
 Tackles For Loss _____ 1.0, 5x, at Arizona State (2016)*
 Sacks _____ None
 Interceptions _____ 1, 4x, vs. Kansas (2016)*
 Fumbles Forced _____ 1, twice, at Arkansas (2015)*
 Fumbles Recovered _____ 1, 4x, vs. Kansas State (2015)*
 Pass Breakups _____ 1, 6x, vs. West Virginia (2016)*
 * Indicates most recent high

TACKLES	G	UA	A	Tot.	TFL	Yds	PD	FF	FR	Blkd	QBH
2014	4	4	1	5	0.0	0	1	0	0	0	0
2015	13	45	40	85	4.5	7	5	2	4	0	0
2016	6	28	6	34	1.0	3	4	0	0	0	0
TOTAL	23	77	47	124	5.5	10	10	2	4	0	0

INTERCEPTIONS	G	No.	Yds	TD	LG	Avg/R	Avg/G
2014	4	1	0	0	0	0.0	0.0
2015	13	2	59	1	32	29.5	4.5
2016	6	1	0	0	0	0.0	0.0
TOTAL	23	4	59	1	32	14.8	2.6

**DEVIN LAUDERDALE 6**WR | 5-10 | 175 | Sr.-2L
Houston, Texas | Bellaire H.S. | Navarro

- ▶ **LAST GAME:** Caught just two passes for 14 yards against West Virginia.
- ▶ Previously had seven catches for a season-high 92 yards against K-State, 41 of which taht came on a key 41-yard pass down the left sideline on Tech's opening drive.
- ▶ Ranks third on the team with 28 receptions this season.
- ▶ Leads all active Red Raiders in career receptions (102) and reception yards (1,491).

CAREER HIGHS

Touchdowns _____ 2, 3x, vs. Sam Houston State (2015)
 Receptions _____ 10, vs. Kansas State (2015)
 Receiving Yards _____ 150, vs. Sam Houston State (2015)
 Receiving Touchdowns _____ 2, 3x, vs. Sam Houston State (2015)
 Long Reception _____ 82, at Iowa State (2014)
 Rush Attempts _____ None
 All-Purpose Yards _____ 150, vs. Sam Houston State (2015)
 * Indicates most recent high

RECEIVING	G	Rec	Yds	TD	Lg	Rec/G	Avg/C	Avg/G
2014	12	31	589	7	82	2.6	19.0	49.1
2015	11	43	639	4	64	3.9	14.9	58.1
2016	6	28	263	2	41	4.7	9.4	43.8
TOTAL	29	102	1491	13	82	3.5	14.6	51.4

ALL PURPOSE	G	Rush	Rec	PR	KR	IR	Tot.	Avg/G
2014	12	0	589	0	0	0	589	49.1
2015	11	0	639	0	0	0	639	58.1
2016	6	0	263	0	0	0	263	43.8
TOTAL	29	0	1491	0	0	0	1491	51.4

**PATRICK MAHOMES II 5**QB | 6-3 | 230 | So.-1L
Whitehouse, Texas | Whitehouse H.S.

- ▶ **LAST GAME:** Threw for over 300 yards for the fifth time this season after finishing 28-of-44 for 305 yards and a touchdown against West Virginia.
- ▶ Leads the country in passing yards, passing yards per game and total offense per game.
- ▶ Recorded 17 rushing touchdowns over his career which ranks tied for fourth all-tiem among Tech quarterbacks.
- ▶ Recorded six total touchdowns - matching his career high - in each of Texas Tech's first three games this season.
- ▶ Thrown for over 300 yards 18 times in his career, including in eight of his last nine starts.
- ▶ Passed Seth Doege (2009-12) for third all-time on the Texas Tech career passing chart against West Virginia.
- ▶ Has recorded 400 passing yards four times this season, including twice with at least 500 yards through the air.
- ▶ Named a team captain for the 2016 season.

CAREER HIGHS

Total Touchdowns _____ 6, 5x, vs. Louisiana Tech (2016)*
 Pass Completions _____ 45, at Kansas State (2016)
 Pass Attempts _____ 62, at Kansas State (2016)
 Pass Yards _____ 598, vs. Baylor (2014)
 Pass Touchdowns _____ 6, vs. Baylor (2014)
 Longest pass _____ 90, vs. Oklahoma State (2015)
 Had Intercepted _____ 4, at Oklahoma (2015)
 Total Offense Attempts _____ 69, vs. LSU (2015)
 Total Offense Yards _____ 625, vs. Baylor (2014)
 Rush Attempts _____ 18, at West Virginia (2015)
 Rush Yards _____ 73, at West Virginia (2015)
 Rush Touchdowns _____ 3, at Kansas State (2016)
 Long Rush _____ 34, vs. Kansas (2016)
 * Indicates most recent high

PASSING	G	Att	Cmp	Int	Yds	TD	Lg	Pct	Avg/G	Eff
2014	7	185	105	4	1547	16	82	56.8	221.0	151.2
2015	13	573	364	15	4653	36	90	63.5	357.9	147.2
2016	6	272	194	5	2579	21	75	71.3	429.8	172.8
TOTAL	26	1030	663	24	8779	73	90	64.4	337.7	154.7

RUSHING	G	Att	Yds	TD	Lg	Avg/C	Avg/G
2014	7	46	104	0	14	2.3	14.9
2015	13	131	456	10	25	3.5	35.1
2016	6	63	152	7	32	2.4	25.3
TOTAL	26	240	712	17	32	3.0	27.4

TOTAL OFFENSE	G	Rush	Pass	Total	Avg/G
2014	7	104	1547	1651	235.9
2015	13	456	4653	5109	393.0
2016	6	152	2579	2731	455.2
TOTAL	26	712	8779	9491	365.0

**GARY MOORE 5**DL | 6-5 | 240 | Jr.-2L
Clarksville, Texas | Clarksville H.S.

- ▶ **LAST GAME:** Did not record a tackle against the Mountaineers.
- ▶ Tied for second on the team with 4.0 tackles for loss.
- ▶ Leads the team with two quarterback hurries.
- ▶ Came out of high school as a wide receiver prospect before transioning to the defensive line at the collegiate level; had 20 sacks during high school career.

CAREER HIGHS

Tackles _____ 5, vs. UTEP (2015)
 Tackles For Loss _____ 2.0, twice, at Kansas State (2016)*
 Sacks _____ 2.0, vs. Iowa State (2015)
 Interceptions _____ None
 Fumbles Forced _____ None
 Fumbles Recovered _____ None
 Quarterback Hurries _____ 1, 3x, vs. Kansas (2016)*
 Pass Breakups _____ 1, twice, at Kansas State (2016)*
 * Indicates most recent high

TACKLES	G	UA	A	Tot.	TFL	Yds	PD	FF	FR	Blkd	QBH
2014	11	5	2	7	0.0	0	0	0	0	0	0
2015	11	9	4	13	4.0	18	1	0	0	0	1
2016	6	10	3	13	4.0	8	1	0	0	0	2
TOTAL	28	24	9	33	8.0	26	2	0	0	0	3

SACKS	G	UA	A	Total	Yds
2014	11	0	0	0.0	0
2015	11	3	0	3.0	11
2016	6	0	0	0.0	0
TOTAL	28	3	0	3.0	11

**KEVIN MOORE 26**DB | 6-1 | 195 | Fr-HS
Lafayette, La. | Acadiana H.S.

- ▶ **LAST GAME:** Registered two tackles in extensive special teams action vs. West Virginia.
- ▶ Tied for second on the team with one quarterback hurry.
- ▶ Named the special teams player of the week by the coaching staff after the Stephen F. Austin win.

CAREER HIGHS

Tackles _____ 3, vs. Stephen F. Austin (2016)
 Tackles For Loss _____ None
 Sacks _____ None
 Interceptions _____ None
 Fumbles Forced _____ None
 Fumbles Recovered _____ None
 Quarterback Hurries _____ None
 Pass Breakups _____ None
 * Indicates most recent high

TACKLES	G	UA	A	Tot.	TFL	Yds	PD	FF	FR	Blkd	QBH
2016	6	8	0	8	0.0	0	0	0	0	0	1



JUSTIS NELSON 31

DB | 6-2 | 180 | Sr.-3L
Mesquite, Texas | Dallas Christian H.S.

- ▶ **LAST GAME:** Posted three tackles and prevented a touch-down with a third-down pass breakup vs. West Virginia.
- ▶ Named a team captain for the 2016 season.
- ▶ Ranks fourth on the team with 21 tackles.
- ▶ Leads the team with six pass breakups.

CAREER HIGHS

Tackles _____ 8, vs. TCU (2015)
Tackles For Loss _____ 1.0, 3x, vs. Kansas State (2015)*
Sacks _____ 1.0, at Kansas State (2015)
Interceptions _____ 1, 3x, at West Virginia (2015)
Fumbles Forced _____ None
Fumbles Recovered _____ 1, twice, vs. Texas (2014)*
Quarterback Hurries _____ 1, vs. Kansas (2016)
Pass Breakups _____ 5, at TCU (2014)

* Indicates most recent high

TACKLES	G	UA	A	Tot.	TFL	Yds	PD	FF	FR	Blkd	QBH
2013	5	9	2	11	0.0	0	5	0	0	0	0
2014	11	35	9	44	2.5	8	16	0	2	0	0
2015	13	32	12	44	1.0	1	6	0	0	0	0
2016	6	18	3	21	0.5	1	6	0	0	0	1
TOTAL	35	94	26	120	4.0	10	33	0	2	0	1

INTERCEPTIONS	G	No.	Yds	TD	LG	Avg/R	Avg/G
2013	5	1	0	0	0	0.0	0.0
2014	11	0	0	0	0	0.0	0.0
2015	13	2	45	0	45	22.5	3.5
2016	6	0	0	0	0	0.0	0.0
TOTAL	35	3	45	0	45	15.0	1.3



THIERRY NGUEMA 17

DB | 5-10 | 175 | Sr.-3L
Corona, Calif. | Santiago H.S.

- ▶ **LAST GAME:** Had a tackle against West Virginia.
- ▶ One of three Red Raiders with an interception this season, getting a pick against Stephen F. Austin.
- ▶ Tied for seventh on the team with 18 tackles.

CAREER HIGHS

Tackles _____ 7, at Kansas (2015)
Tackles For Loss _____ None
Sacks _____ None
Interceptions _____ 1, twice, vs. Stephen F. Austin (2016)*
Fumbles Forced _____ None
Fumbles Recovered _____ None
Pass Breakups _____ 1, 5x, at Kansas State (2016)*

* Indicates most recent high

TACKLES	G	UA	A	Tot.	TFL	Yds	PD	FF	FR	Blkd	QBH
2013	9	1	0	1	0.0	0	1	0	0	0	0
2014	12	1	2	3	0.0	0	0	0	0	0	0
2015	10	23	5	28	0.0	0	4	0	0	0	0
2016	6	18	0	18	0.0	0	2	0	0	0	0
TOTAL	37	43	7	50	0.0	0	7	0	0	0	0

INTERCEPTIONS	G	No.	Yds	TD	LG	Avg/R	Avg/G
2013	9	0	0	0	0	0.0	0.0
2014	12	0	0	0	0	0.0	0.0
2015	10	1	0	0	0	0.0	0.0
2016	6	1	0	0	0	0.0	0.0
TOTAL	37	2	0	0	0	0.0	0.0



JOHNATHAN PICONE 10

LB | 6-1 | 220 | Fr.-HS
Covington, La. | Mandeville H.S.

- ▶ **LAST GAME:** Registered one tackle against West Virginia.
- ▶ Has seen action in five of six games this season.
- ▶ Was an early enrollee for the Red Raiders, showing up to spring practice in 2016.

CAREER HIGHS

Tackles _____ 5, at Kansas State (2016)*
Tackles For Loss _____ 2.0, at Kansas State (2016)
Sacks _____ None
Interceptions _____ None
Fumbles Forced _____ None
Fumbles Recovered _____ None
Quarterback Hurries _____ None
Pass Breakups _____ None

* Indicates most recent high

TACKLES	G	UA	A	Tot.	TFL	Yds	PD	FF	FR	Blkd	QBH
2016	5	2	1	3	0.0	0	0	0	0	0	0



ONDRE PIPKINS 9

DL | 6-3 | 325 | Sr.-TR
Kansas City, Mo. | Park Hill H.S. | Michigan

- ▶ **LAST GAME:** Started his sixth-straight game at defensive tackle, but did not record a tackle against West Virginia.
- ▶ Tied for third on the team with 3.0 tackles for loss this year.
- ▶ Had a solid debut against Stephen F. Austin, making five solo run stops in 11 possible situations.
- ▶ Despite only having played six games as a Red Raider, is looked at as a leader on defense.
- ▶ Sat out the 2015 season after transferring from Michigan.

CAREER HIGHS

Tackles _____ 5, at Kansas State (2016)*
Tackles For Loss _____ 2.0, at Kansas State (2016)
Sacks _____ None
Interceptions _____ None
Fumbles Forced _____ None
Fumbles Recovered _____ None
Quarterback Hurries _____ None
Pass Breakups _____ None

* Indicates most recent high

TACKLES	G	UA	A	Tot.	TFL	Yds	PD	FF	FR	Blkd	QBH
2016	6	12	2	14	3.0	3	0	0	0	0	0

SACKS	G	UA	A	Total	Yds
2016	6	0	0	0	0.0



D.J. POLITE-BRAY 3

DB | 6-0 | 195 | Jr.-2L
Lithonia, Ga. | Martin Luther King H.S.

- ▶ **LAST GAME:** Recorded his sixth-straight start at corner, registering two tackles and a third-down pass breakup to face a punt against West Virginia.
- ▶ Ranks second on the team with four pass breakups.
- ▶ Moved to corner after beginning his Texas Tech career at wide receiver.

CAREER HIGHS

Tackles _____ 5, vs. Kansas (2016)
Tackles For Loss _____ None
Sacks _____ None
Interceptions _____ None
Fumbles Forced _____ None
Fumbles Recovered _____ None
Quarterback Hurries _____ 1, vs. Kansas (2016)
Pass Breakups _____ 2, vs. Stephen F. Austin (2016)

* Indicates most recent high

TACKLES	G	UA	A	Tot.	TFL	Yds	PD	FF	FR	Blkd	QBH
2013	7	2	0	2	0.0	0	0	0	0	0	0
2014	12	1	0	1	0.0	0	0	0	0	0	0
2016	6	15	3	18	1.0	1	4	0	0	0	1
TOTAL	25	18	3	21	1.0	1	4	0	0	0	1



IAN SADLER 12

WR | 5-11 | 195 | Jr.-1L
Argyle, Texas | Argyle H.S.

- ▶ **LAST GAME:** Nearly recorded a 100-yard receiving game, totaling 93 yards on four receptions with a long reception of 37 yards against West Virginia.
- ▶ Snagged 15 passes for 267 yards so far, making him one of six Red Raiders with 250+ receiving yards this season.
- ▶ His 17.8 yards per reception average ranks second on the team.

CAREER HIGHS

Touchdowns _____ 2, vs. Sam Houston State (2015)
Receptions _____ 8, vs. Oklahoma State (2015)
Receiving Yards _____ 122, vs. Oklahoma State (2015)
Receiving Touchdowns _____ 2, vs. Sam Houston State (2015)
Long Reception _____ 59, vs. Oklahoma (2014)
Rush Attempts _____ None
All-Purpose Yards _____ 122, vs. Oklahoma State (2015)
Punt Returns _____ 1, vs. UTEP (2015)
Punt Return Yards _____ 7, vs. UTEP (2015)
Long Punt Return _____ 7, vs. UTEP (2015)

* Indicates most recent high

RECEIVING	G	Rec	Yds	TD	Lg	Rec/G	Avg/C	Avg/G
2014	9	23	336	2	59	2.6	14.6	37.3
2015	10	42	596	3	53	4.2	14.2	59.6
2016	6	15	267	0	37	2.5	17.8	44.5
TOTAL	25	80	1199	5	59	3.2	15.0	48.0

ALL PURPOSE	G	Rush	Rec	PR	KR	IR	Tot.	Avg/G
2014	9	0	336	0	0	0	336	37.3
2015	10	0	596	7	0	0	603	60.3
2016	6	0	267	0	0	0	267	44.5
TOTAL	25	0	1199	7	0	0	1206	48.2



NIC SHIMONEK 16

QB | 6-3 | 220 | Jr-1L
Coriscanna, Texas | Mildred H.S. | Iowa

- ▶ **LAST GAME:** Went 4-of-6 for 40 yards late in the fourth quarter against West Virginia, including tossing a 16-yard touchdown pass.
- ▶ Put up career highs for passing yards (271), touchdowns (4) and longest pass (59 yards) in the win over Kansas.
- ▶ Thrown six touchdown passes this season in just over three quarters of action.
- ▶ Sat out 2015 season after transferring from Iowa.

CAREER HIGHS

Total Touchdowns _____ 4, vs. Kansas (2016)
Pass Completions _____ 18, vs. Stephen F. Austin (2016)
Pass Attempts _____ 28, vs. Stephen F. Austin (2016)
Pass Yards _____ 271, vs. Kansas (2016)
Pass Touchdowns _____ 4, vs. Kansas (2016)
Longest pass _____ 59, vs. Kansas (2016)
Had Intercepted _____ 1, vs. Stephen F. Austin (2016)
Total Offense Attempts _____ 31, vs. Stephen F. Austin (2016)
Total Offense Yards _____ 269, vs. Kansas (2016)
Rush Attempts _____ 3, vs. Stephen F. Austin (2016)
Rush Yards _____ -2, vs. Kansas (2016)
Rush Touchdowns _____ None
Long Rush _____ None

* Indicates most recent high

PASSING	G	Att	Cmp	Int	Yds	TD	Lg	Pct	Avg/G	Effic
2015	2	2	1	0	18	0	18	50.0	9.0	125.6
2016	3	55	37	1	461	6	59	67.3	153.7	170.0
TOTAL	5	57	38	1	479	6	59	66.7	95.8	168.5

TOTAL OFFENSE	G	Rush	Pass	Total	Avg/G
2015	2	0	18	18	9.0
2016	3	-20	461	441	147.0
TOTAL	5	-20	479	459	91.8



LUKE STICE 37

LB | 6-0 | 230 | SR-TR
Midland, Texas | Midland Lee H.S.
Houston

- ▶ **LAST GAME:** Did not record a tackle against West Virginia.
- ▶ Named a team captain despite joining the Red Raiders this season as a senior transfer.
- ▶ Ranks 11th on the team with 15 tackles, including a team-high eight of which that have come on special teams.
- ▶ Logged a career-high seven tackles at Arizona State.

CAREER HIGHS

Tackles _____ 7, vs. Arizona State (2016)
Tackles For Loss _____ None
Sacks _____ None
Interceptions _____ None
Fumbles Forced _____ None
Fumbles Recovered _____ None
Quarterback Hurries _____ None
Pass Breakups _____ None

TACKLES	G	UA	A	Tot.	TFL	Yds	PD	FF	FR	Blkd	QBH
2016	6	12	3	15	0.0	0	0	0	0	0	0



JUSTIN STOCKTON 4

RB | 5-10 | 200 | Jr-2L
Cibolo, Texas | Steele H.S.

- ▶ **LAST GAME:** Registered 26 all-purpose yards against West Virginia.
- ▶ One of seven Red Raiders with at least 300 all-purpose yards this season.
- ▶ Known for his explosiveness in space which was displayed at Arizona State with a 75 touchdown reception on a screen pass to the flat.
- ▶ Entered this season as team's most experienced rusher.

CAREER HIGHS

Touchdowns _____ 3, vs. Kansas State (2015)
Rush Attempts _____ 11, vs. Louisiana Tech (2016)
Rush Yards _____ 135, at UTEP (2014)
Rush TDs _____ 1, 10x, at Arizona State (2016)*
Longest Rush _____ 75, at UTEP (2014)
Receptions _____ 5, twice, vs. West Virginia (2016)*
Receiving Yards _____ 95, at Arizona State (2016)*
Receiving Touchdowns _____ 2, vs. Kansas State (2015)
Long Reception _____ 75, at Arizona State (2016)
All-Purpose Yards _____ 135, at UTEP (2014)
Kick Returns _____ 6, vs. Baylor (2014)
Kick Return Yards _____ 105, vs. Baylor (2014)
Long Kick Return _____ 30, vs. Baylor (2014)

* Indicates most recent high

RUSHING	G	Att	Yds	TD	Lg	Avg/C	Avg/G
2014	12	48	396	4	75	8.2	33.0
2015	13	61	367	5	54	6.0	28.2
2016	6	32	83	1	11	2.6	13.8
TOTAL	31	141	846	10	75	6.0	27.3

ALL PURPOSE	G	Rush	Rec	PR	KR	IR	Tot.	Avg/G
2014	12	396	76	0	259	0	731	60.9
2015	13	367	341	0	25	0	733	56.4
2016	6	83	217	0	0	0	300	50.0
TOTAL	31	846	634	0	284	0	1764	56.9



BRAYDEN STRINGER 33

LB | 6-2 | 205 | Fr.-HS
Cypress, Texas | Cypress H.S.

- ▶ **LAST GAME:** Recorded three tackles against West Virginia, just two off his season high.
- ▶ Ranks 15th on the team with 12 tackles.
- ▶ One of 14 true freshmen to see action so far this season.

CAREER HIGHS

Tackles _____ 5, vs. Kansas (2016)
Tackles For Loss _____ None
Sacks _____ None
Interceptions _____ None
Fumbles Forced _____ None
Fumbles Recovered _____ None
Quarterback Hurries _____ None
Pass Breakups _____ None

TACKLES	G	UA	A	Tot.	TFL	Yds	PD	FF	FR	Blkd	QBH
2016	5	9	3	12	0.0	0	0	0	0	0	0



MYCHEALON THOMAS 99

DL | 6-1 | 325 | Jr.-TR
Dallas, Texas | Grayson H.S. | Butler C.C.

- ▶ **LAST GAME:** Saw action on the defensive line for the sixth-straight game, notching a tackle.
- ▶ Tied for eighth on the team with 1.0 tackles for loss this season.
- ▶ In his first season as a Red Raider after transferring from Butler Community College.

CAREER HIGHS

Tackles _____ 2, vs. Stephen F. Austin (2016)
Tackles For Loss _____ 1.0, vs. Stephen F. Austin (2016)
Sacks _____ None
Interceptions _____ None
Fumbles Forced _____ None
Fumbles Recovered _____ None
Quarterback Hurries _____ None
Pass Breakups _____ None

TACKLES	G	UA	A	Tot.	TFL	Yds	PD	FF	FR	Blkd	QBH
2016	6	4	0	4	1.0	3	0	0	0	0	0



T.J. VASHER 86

WR | 6-5 | 198 | Fr.-HS
Wichita Falls, Texas | Rider H.S.

- ▶ **LAST GAME:** Did not play against West Virginia.
- ▶ One of 15 Red Raiders with multiple receptions this season.

CAREER HIGHS

Touchdowns _____ None
Receptions _____ 2, vs. Stephen F. Austin (2016)
Receiving Yards _____ 9, vs. Stephen F. Austin (2016)
Receiving Touchdowns _____ None
Long Reception _____ 6, vs. Stephen F. Austin (2016)
Rush Attempts _____ None
All-Purpose Yards _____ 9, vs. Stephen F. Austin (2016)

* Indicates most recent high

RECEIVING	G	Rec	Yds	TD	Lg	Rec/G	Avg/C	Avg/G
2016	1	2	9	0	6	2.0	4.5	9.0

ALL PURPOSE	G	Rush	Rec	PR	KR	IR	Tot.	Avg/G
2016	1	0	9	0	0	0	9	9.0



KEENON WARD

15

DB | 5-9 | 200 | Sr.-3L
Snyder, Texas | Snyder H.S.

- ▶ **LAST GAME:** Did not play against West Virginia due to an injury suffered against Louisiana Tech.
- ▶ One of three Red Raiders with an interception this year, which came on an acrobatic effort near the endzone against Stephen F. Austin.
- ▶ Leads all active Red Raiders with 172 career tackles.
- ▶ His 23 starts are second on the defense only behind teammate Justis Nelson.

CAREER HIGHS

Tackles _____ 16, vs. West Virginia (2014)
Tackles For Loss _____ 1.0, at West Virginia (2015)
Sacks _____ None
Interceptions _____ 1, 3x, vs. Stephen F. Austin (2016)
Fumbles Forced _____ 1, twice, at Kansas State (2014)
Fumbles Recovered _____ None
Pass Breakups _____ 2, vs. Baylor (2013)

TACKLES	G	UA	A	Tot.	TFL	Yds	PD	FF	FR	Blkd	QBH
2013	13	29	3	32	1.0	1	4	1	0	0	0
2014	10	53	14	67	1.5	3	7	1	0	0	0
2015	12	40	20	60	1.5	3	4	0	0	0	1
2016	3	12	1	13	0.0	0	1	0	0	0	0
TOTAL	38	134	38	172	4.0	7	16	2	0	0	1

INTERCEPTIONS	G	No.	Yds	TD	LG	Avg/R	Avg/G
2013	13	1	15	0	15	15.0	1.2
2014	10	1	37	0	37	37.0	3.7
2015	12	0	0	0	0	0.0	0.0
2016	3	1	0	0	0	0.0	0.0
TOTAL	38	3	52	0	37	17.3	1.4



BRODERICK WASHINGTON 96

DL | 6-3 | 305 | Fr.-RS
Longview, Texas | Longview H.S.

- ▶ **LAST GAME:** Recorded two tackles from his defensive tackle position against West Virginia.
- ▶ One of seven Red Raiders to record a sack this season.

CAREER HIGHS

Tackles _____ 3, vs. Kansas (2016)
Tackles For Loss _____ 1.0, vs. Stephen F. Austin (2016)
Sacks _____ 1.0, vs. Stephen F. Austin (2016)
Interceptions _____ None
Fumbles Forced _____ None
Fumbles Recovered _____ None
Quarterback Hurries _____ 1, vs. Stephen F. Austin (2016)
Pass Breakups _____ None

* Indicates most recent high

TACKLES	G	UA	A	Tot.	TFL	Yds	PD	FF	FR	Blkd	QBH
2016	6	8	0	8	1.0	7	0	0	0	0	1

SACKS	G	UA	A	Total	Yds
2016	6	1	0	1.0	7



QUINTON WHITE, JR. 23

RB | 5-7 | 209 | Sr.-3L
College Station, Texas | A&M Consolidated

- ▶ **LAST GAME:** Did not record a rushing attempt or a reception against West Virginia.
- ▶ Enters often as a blocking back for either Justin Stockton or Demarcus Felton.
- ▶ Averages 12.0 yards per reception this season.

CAREER HIGHS

Touchdowns _____ 1, vs. Stephen F. Austin (2013)
Rush Attempts _____ 8, vs. Central Arkansas (2014)
Rush Yards _____ 71, vs. Stephen F. Austin (2013)
Rush TDs _____ 1, vs. Stephen F. Austin (2013)
Longest Rush _____ 38, vs. Stephen F. Austin (2013)
Receptions _____ 3, twice, vs. Stephen F. Austin (2016)*
Receiving Yards _____ 28, vs. Texas (2014)
Receiving Touchdowns _____ None
Long Reception _____ 26, vs. Texas (2014)
All-Purpose Yards _____ 71, vs. Stephen F. Austin (2013)

* Indicates most recent high

RUSHING	G	Att	Yds	TD	Lg	Avg/C	Avg/G
2013	13	13	130	1	38	10.0	10.0
2014	12	29	121	0	17	4.2	10.1
2015	13	9	29	0	9	3.2	2.2
2016	6	6	16	0	5	2.7	2.7
TOTAL	44	57	296	1	38	5.2	6.7

ALL PURPOSE	G	Rush	Rec	PR	KR	IR	Tot.	Avg/G
2013	13	130	5	0	0	0	135	10.4
2014	12	121	82	0	0	0	203	16.9
2015	13	29	32	0	8	0	69	5.3
2016	6	16	96	0	0	0	112	18.7
TOTAL	44	296	215	0	8	0	519	11.8



KRIS WILLIAMS

6

LB | 6-1 | 240 | Sr.-2L
Dallas, Texas | Bryan Adams

- ▶ **LAST GAME:** Registered one tackle against West Virginia.
- ▶ Had three sacks vs. Kansas, becoming the first Red Raider with three sacks in a game since 2010.
- ▶ Leads the Red Raiders and ranks fifth in the Big 12 with four sacks this season.
- ▶ Also leads the Red Raiders with 5.0 tackles for loss so far this season.

CAREER HIGHS

Tackles _____ 5, vs. UTEP (2015)
Tackles For Loss _____ 3.0, vs. Kansas (2016)
Sacks _____ 3.0, vs. Kansas (2016)
Interceptions _____ None
Fumbles Forced _____ 1, vs. Kansas (2016)
Fumbles Recovered _____ None
Quarterback Hurries _____ None
Pass Breakups _____ 1, vs. UTEP (2015)

* Indicates most recent high

TACKLES	G	UA	A	Tot.	TFL	Yds	PD	FF	FR	Blkd	QBH
2012	1	0	0	0	0.0	0	0	0	0	0	0
2014	7	2	1	3	0.0	0	0	0	0	0	0
2015	10	8	1	9	0.0	0	1	0	0	0	0
2016	6	13	3	16	5.0	36	1	1	0	0	0
TOTAL	24	23	5	28	5.0	36	2	1	0	0	0

SACKS	G	UA	A	Total	Yds
2012	1	0	0	0.0	0
2014	7	0	0	0.0	0
2015	10	0	0	0.0	0
2016	6	4	0	4.0	35
TOTAL	24	4	0	4.0	35



DERRICK WILLIES 11

WR | 6-3 | 215 | Jr.-TR
San Bernardino, Calif. | Trinity Valley C.C.
Iowa

- ▶ **LAST GAME:** Did not play against West Virginia.
- ▶ Has scored a touchdown in two of his last four games.
- ▶ One of eight Red Raiders with a touchdown catch this season.
- ▶ Leads the team with a 18.7 yards per catch average.
- ▶ Arrived at Texas Tech after earning first team JUCO All-American honors a season ago.

CAREER HIGHS

Touchdowns _____ 1, twice, vs. Kansas (2016)*
Receptions _____ 3, vs. Louisiana Tech (2016)
Receiving Yards _____ 59, at Arizona State (2016)
Receiving Touchdowns _____ 1, twice, vs. Kansas (2016)*
Long Reception _____ 59, at Arizona State (2016)
Rush Attempts _____ None
All-Purpose Yards _____ 59, at Arizona State (2016)

* Indicates most recent high

RECEIVING	G	Rec	Yds	TD	Lg	Rec/G	Avg/C	Avg/G
2016	5	9	168	2	59	1.8	18.7	33.6

ALL PURPOSE	G	Rush	Rec	PR	KR	IR	Tot.	Avg/G
2016	5	0	168	0	0	0	168	33.6



2016 GAME SCHEDULE/RESULTS (3-3; 1-2 BIG 12)

Date	TTU/OPP Rank	Opponent	Location	Result	TV	Attendance
Sept. 3	-/-	Stephen F. Austin	Lubbock, Texas	W, 69-17	FSN	60,097
Sept. 10	-/-	at Arizona State	Tempe, Ariz.	L, 55-68	FS1	45,411
Sept. 17	-/-	Louisiana Tech	Lubbock, Texas	W, 59-45	FSN	57,515
Sept. 29	-/-	Kansas	Lubbock, Texas	W, 55-19	FS1	56,494
Oct. 8	RV/RV	at Kansas State	Manhattan, Kan.	L, 38-44	ESPNU	51,540
Oct. 15	-/20	West Virginia	Lubbock, Texas	L, 17-48	FS1	54,111
Oct. 22	-/16	Oklahoma	Lubbock, Texas	--	FOX	--
Oct. 29	-/-	at TCU	Fort Worth, Texas	--	TBA	--
Nov. 5	-/-	Texas	Lubbock, Texas	--	TBA	--
Nov. 12	-/-	at Oklahoma State	Stillwater, Okla.	--	TBA	--
Nov. 19	-/-	at Iowa State	Ames, Iowa	--	TBA	--
Nov. 25	-/-	vs. Baylor	Arlington, Texas	--	ESPN	--

INDIVIDUAL STATISTICS

RUSHING	GP	Att	Gain	Loss	Net	Avg	TD	Long	Avg/G
Felton, Dem.	6	52	290	2	288	5.5	3	31	48.0
Mahomes II, Patrick.....	6	63	299	147	152	2.4	7	32	25.3
Stockton, Justin.....	6	32	105	22	83	2.6	1	11	13.8
Ward, Da'Leon.....	4	6	27	0	27	4.5	0	7	6.8
Dauphine, Corey.....	3	2	27	2	25	12.5	1	27	8.3
White, Jr., Quinton.....	6	6	16	0	16	2.7	0	5	2.7
Coutee, Keke.....	6	1	6	0	6	6.0	1	6	1.0
Woodward, Caleb.....	3	1	2	0	2	2.0	0	2	0.7
Team.....	3	3	0	3	-3	-1.0	0	0	-1.0
Nunez, Talor.....	6	1	0	6	-6	-6.0	0	0	-1.0
Baughman, Erik.....	1	1	0	7	-7	-7.0	0	0	-7.0
Shimonek, Nic.....	3	4	0	20	-20	-5.0	0	0	-6.7
Total.....	6	172	772	209	563	3.3	13	32	93.8
Opponents.....	6	237	1348	119	1229	5.2	17	75	204.8

PASSING	G	Effic	Cmp-Att-Int	Pct	Yds	TD	Lng	Avg/G
Mahomes II, Patrick.....	6	172.77	194-272-5	71.3	2579	21	75	429.8
Shimonek, Nic.....	3	170.04	37-55-1	67.3	461	6	59	153.7
Batson, Cameron.....	6	310.00	1-1-0	100.0	25	0	25	4.2
Total.....	6	172.73	232-328-6	70.7	3065	27	75	510.8
Opponents.....	6	136.13	135-223-3	60.5	1646	11	76	274.3

RECEIVING	G	No.	Yds	Avg	TD	Long	Avg/G
Giles, Jonathan.....	6	43	750	17.4	9	64	125.0
Batson, Cameron.....	6	32	354	11.1	5	66	59.0
Lauderdale, Devin.....	6	28	263	9.4	2	41	43.8
Cantrell, Dylan.....	5	27	325	12.0	4	54	65.0
Stockton, Justin.....	6	20	217	10.9	1	75	36.2
Coutee, Keke.....	6	17	293	17.2	3	61	48.8
Sadler, Ian.....	6	15	267	17.8	0	37	44.5
Willies, Derrick.....	5	9	168	18.7	2	59	33.6
Davis III, Reginald.....	6	8	139	17.4	0	59	23.2
White, Jr., Quinton.....	6	8	96	12.0	0	25	16.0
Felton, Dem.	6	7	31	4.4	0	10	5.2
High, Ja'Deion.....	3	6	54	9.0	1	15	18.0
Knutson, Kash.....	6	5	45	9.0	0	22	7.5
Brown, Tony.....	5	3	29	9.7	0	19	5.8
Vasher, T.J.....	1	2	9	4.5	0	6	9.0
Shorts, Quan.....	2	1	16	16.0	0	16	8.0
Rittimann, Hunter.....	1	1	9	9.0	0	9	9.0
Total.....	6	232	3065	13.2	27	75	510.8
Opponents.....	6	135	1646	12.2	11	76	274.3

PUNTING	No.	Yds	Avg	Long	TB	FC	I20	50+	Blkd
Barden, Michael.....	16	631	39.4	59	1	2	6	0	
Baughman, Erik.....	3	114	38.0	51	1	1	0	0	

KICKOFFS	No.	Yds	Avg	TB	OB	Retn	Net	YdLn
Hatfield, Clayton.....	46	2859	62.2	17	1			
Barden, Michael.....	6	383	63.8	4	1			

TEAM STATISTICS

CATEGORY	TECH	OPP
SCORING	293	241
Points Per Game	48.8	40.2
Points Off Turnovers	10	35
FIRST DOWNS	188	151
Rushing	43	63
Passing	129	79
Penalty	16	9
RUSHING YARDAGE	563	1229
Yards gained rushing	772	1348
Yards lost rushing	209	119
Rushing Attempts	172	237
Average Per Rush	3.3	5.2
Average Per Game	93.8	204.8
TDs Rushing	13	17
PASSING YARDAGE	3065	1646
Comp-Att-Int	232-328-6	135-223-3
Average Per Pass	9.3	7.4
Average Per Catch	13.2	12.2
Average Per Game	510.8	274.3
TDs Passing	27	11
TOTAL OFFENSE	3628	2875
Total Plays	500	460
Average Per Play	7.3	6.2
Average Per Game	604.7	479.2
KICK RETURNS: #-Yards	11-216	29-672
PUNT RETURNS: #-Yards	13-128	5-54
INT RETURNS: #-Yards	3-0	6-54
KICK RETURN AVERAGE	19.6	23.2
PUNT RETURN AVERAGE	9.8	10.8
INT RETURN AVERAGE	0.0	9.0
FUMBLES-LOST	6-1	5-2
PENALTIES-Yards	58-504	39-374
Average Per Game	84.0	62.3
PUNTS-Yards	19-745	29-1220
Average Per Punt	39.2	42.1
Net punt average	34.3	36.3
TIME OF POSSESSION/Game	29:56	30:04
3RD-DOWN Conversions	44/83	35/85
3rd-Down Pct	53%	41%
4TH-DOWN Conversions	2/10	5/8
4th-Down Pct	20%	62%
SACKS BY-Yards	10-67	16-159
MISC YARDS	0	0
TOUCHDOWNS SCORED	40	30
FIELD GOALS-ATTEMPTS	5-6	9-11
ON-SIDE KICKS	1-1	0-3
RED-ZONE SCORES	(32-35) 91%	(30-31) 97%
RED-ZONE TOUCHDOWNS	(27-35) 77%	(22-31) 71%
PAT-ATTEMPTS	(38-40) 95%	(30-30) 100%
ATTENDANCE	228217	96051
Games/Avg Per Game	4/57054	2/48026

SCORE BY QUARTERS

	1st	2nd	3rd	4th	Total
Texas Tech	84	86	40	66	276
Opponents	26	71	45	51	193



INDIVIDUAL STATISTICS

SCORING	TD	FGs	Kick	Rush	Rcv	Pass	DXP	Saf	Points
Giles, Jonathan.....	9	0-0	0-0	0-0	0	0-0	0	0	54
Hatfield, Clayton.....	0	5-6	38-40	0-0	0	0-0	0	0	53
Mahomes II, Patrick.....	7	0-0	0-0	0-0	0	0-0	0	0	42
Batson, Cameron.....	5	0-0	0-0	0-0	0	0-0	0	0	30
Cantrell, Dylan.....	4	0-0	0-0	0-0	0	0-0	0	0	24
Coutee, Keke.....	4	0-0	0-0	0-0	0	0-0	0	0	24
Felton, Dem.	3	0-0	0-0	0-0	0	0-0	0	0	18
Willies, Derrick.....	2	0-0	0-0	0-0	0	0-0	0	0	12
Stockton, Justin.....	2	0-0	0-0	0-0	0	0-0	0	0	12
Lauderdale, Devin.....	2	0-0	0-0	0-0	0	0-0	0	0	12
Dauphine, Corey.....	1	0-0	0-0	0-0	0	0-0	0	0	6
High, Ja'Deion.....	1	0-0	0-0	0-0	0	0-0	0	0	6
Total.....	40	5-6	38-40	0-0	0	0-0	0	0	293
Opponents.....	30	9-11	30-30	0-0	0	0-0	0	2	241

TOTAL OFFENSE	G	Plays	Rush	Pass	Total	Avg/G
Mahomes II, Patrick.....	6	335	152	2579	2731	455.2
Shimonek, Nic.....	3	59	-20	461	441	147.0
Felton, Dem.	6	52	288	0	288	48.0
Stockton, Justin.....	6	32	83	0	83	13.8
Ward, Da'Leon.....	4	6	27	0	27	6.8
Dauphine, Corey.....	3	2	25	0	25	8.3
Batson, Cameron.....	6	1	0	25	25	4.2
White, Jr., Quinton.....	6	6	16	0	16	2.7
Coutee, Keke.....	6	1	6	0	6	1.0
Woodward, Caleb.....	3	1	2	0	2	0.7
Team.....	3	3	-3	0	-3	-1.0
Nunez, Talor.....	6	1	-6	0	-6	-1.0
Baughman, Erik.....	1	1	-7	0	-7	-7.0
Total.....	6	500	563	3065	3628	604.7
Opponents.....	6	460	1229	1646	2875	479.2

FIELD GOALS	FGM-FGA	Pct	01-19	20-29	30-39	40-49	50-99	Lg	Blk
Hatfield, Clayton	5-6	83.3	0-0	1-1	2-2	2-3	0-0	43	0

ALL PURPOSE	G	Rush	Rec	PR	KOR	IR	Tot	Avg/G
Giles, Jonathan.....	6	0	750	0	0	0	750	125.0
Batson, Cameron.....	6	0	354	114	11	0	479	79.8
Felton, Dem.	6	288	31	0	27	0	346	57.7
Coutee, Keke.....	6	6	293	14	15	0	328	54.7
Cantrell, Dylan.....	5	0	325	0	0	0	325	65.0
Davis III, Reginald.....	6	0	139	0	163	0	302	50.3
Stockton, Justin.....	6	83	217	0	0	0	300	50.0
Sadler, Ian.....	6	0	267	0	0	0	267	44.5
Lauderdale, Devin.....	6	0	263	0	0	0	263	43.8
Willies, Derrick.....	5	0	168	0	0	0	168	33.6
Mahomes II, Patrick.....	6	152	0	0	0	0	152	25.3
White, Jr., Quinton.....	6	16	96	0	0	0	112	18.7
High, Ja'Deion.....	3	0	54	0	0	0	54	18.0
Knutson, Kash.....	6	0	45	0	0	0	45	7.5
Brown, Tony.....	5	0	29	0	0	0	29	5.8
Ward, Da'Leon.....	4	27	0	0	0	0	27	6.8
Dauphine, Corey.....	3	25	0	0	0	0	25	8.3
Shorts, Quan.....	2	0	16	0	0	0	16	8.0
Vasher, T.J.....	1	0	9	0	0	0	9	9.0
Rittimann, Hunter.....	1	0	9	0	0	0	9	9.0
Woodward, Caleb.....	3	2	0	0	0	0	2	0.7
Team.....	3	-3	0	0	0	0	-3	-1.0
Nunez, Talor.....	6	-6	0	0	0	0	-6	-1.0
Baughman, Erik.....	1	-7	0	0	0	0	-7	-7.0
Shimonek, Nic.....	3	-20	0	0	0	0	-20	-6.7
Total.....	6	563	3065	128	216	0	3972	662.0
Opponents.....	6	1229	1646	54	672	54	3655	609.2

INDIVIDUAL STATISTICS

PUNT RETURNS	No.	Yds	Avg	TD	Long
Batson, Cameron	12	114	9.5	0	33
Coutee, Keke	1	14	14.0	0	14
Total	13	128	9.8	0	33
Opponents	5	54	10.8	0	36

INTERCEPTIONS	No.	Yds	Avg	TD	Long
Ward, Keenon	1	0	0.0	0	0
Nguema, Thierry	1	0	0.0	0	0
Johnson, Jah'Shawn	1	0	0.0	0	0
Total	3	0	0.0	0	0
Opponents	6	54	9.0	1	35

KICK RETURNS	No.	Yds	Avg	TD	Long
Davis III, Reginald	7	163	23.3	0	46
Felton, Dem.	2	27	13.5	0	14
Coutee, Keke	1	15	15.0	0	15
Batson, Cameron	1	11	11.0	0	11
Total	11	216	19.6	0	46
Opponents	29	672	23.2	1	99

FUMBLE RETURNS	No.	Yds	Avg	TD	Long
Total	0	0	0.0	0	0
Opponents	0	0	0.0	0	0

CONVERSIONS

Third Down	1	2	3	4	Total
Texas Tech	15-21	14-23	12-22	3-17	44-83
Opponents	8-24	8-18	14-23	5-20	35-85

Fourth Down	1	2	3	4	Total
Texas Tech	0-0	0-2	0-2	2-6	2-10
Opponents	0-0	1-2	0-0	4-6	5-8

TURNOVERS

Takeaways – 5 (3 INTS, 2 Fumble Recovery)
 Turnovers – 7 (6 INT, 1 Fumble Lost)
 Points Off Turnovers – Tech: 10
 Opponents: 35
 Points Off Turnovers/Game – Texas Tech: 1.7
 Opponents: 5.8

RED ZONE

Texas Tech Red Zone Entries – 32 of 35 (91.4%)
 Scores – 32 (27 TDs, 12 Rush TDs, 15 Pass TDs 5 FGs)
 Non-Scores – 3 (1 FGA, 1 Downs, 1 INT)
 Opponent Red Zone Entries – 30 of 31 (96.8%)
 Scores – 30 (22 TDs, 16 Rush TDs, 6 Pass TD, 8 FG)
 Non-Scores – 1 (1 Downs)

KICKOFFS

Kickoffs – 52, 3,242 yds, (62.4 avg.)
 Touchbacks – 21
 Opponent Kickoff Returns – 29 - 672 yards (23.2 avg.)



INDIVIDUAL DEFENSIVE STATISTICS

DEFENSE		GP-GS	-----Tackles-----			TFL/Yds	-Sacks-	---Pass Def---		QBH	-Fumbles-		Blkd	Saf
			UA	AS	Tot		No-Yds	Int-Yds	BrUp		Rv-Yds	FF	Kk	
2B	Brooks, Jordyn.....	6-6	29	7	36	3.0-3	.	.	2	1
7	Johnson, Jah'Shawn.....	6-6	28	6	34	1.0-3	.	1-0	3
41	Jenkins, Malik	6-2	16	8	24	0.5-1	.	.	.	1	1-0	.	.	.
31	Nelson, Justis	6-5	18	3	21	0.5-1	.	.	6	1
34	Hinton, D'Vonta.....	5-4	17	2	19	1.0-1	.	.	.	1
38	Allen, Kisean	5-3	17	2	19
3	Polite-Bray, DJ.....	6-6	15	3	18	1.0-1	.	.	4	1
17	Nguema, Thierry	6-5	18	.	18	.	.	1-0	1
6A	Williams, Kris	6-4	13	3	16	5.0-36	4.0-35	.	1	.	.	1	.	.
1D	Hill, Kolin	6-6	13	3	16	4.0-5	1.0-2	.	2	1
37	Stice, Luke	6-1	12	3	15
9A	Pipkins, Ondre.....	6-6	12	2	14	3.0-3
15	Ward, Keenon.....	3-3	12	1	13	.	.	1-0
5A	Moore, Gary	6-2	10	3	13	4.0-8	.	.	1	2
33	Stringer, Brayden	5-0	9	3	12
4A	Fehoko, Breiden	6-6	8	2	10	2.0-10	1.0-7	.	.	1
2A	Madison, Tevin	2-0	8	2	10
28	Banks, Paul.....	2-1	8	1	9	.	.	.	1
9B	Washington, B.....	6-0	8	.	8	1.0-7	1.0-7	.	.	1
2C	Smith, Desmon	4-0	7	1	8
25	Coleman, Douglas.....	6-0	5	3	8	1.0-4	1.0-4	.	2
26	Moore, Kevin	6-0	8	.	8	1
24	Hendrix, Payton	6-0	6	1	7
94	Gilmore, Lonzell	6-0	4	1	5	1.0-7	1.0-7	1	.
97	Wallace, Joseph.....	3-0	3	1	4	2.0-6	.	.	.	1	1-0	.	.	.
99	Thomas, Mychealon	6-0	4	.	4	1.0-3
30	Woodward, Caleb.....	3-0	1	2	3
10	Picone, Johnathan.....	5-0	2	1	3
1C	Barnes, Zach.....	4-0	2	.	2	1.0-5	1.0-5	1	.	.
1B	Mack, Jacarthy	5-0	2	.	2
27	Felton, Dem.	6-3	1	.	1
29	Reed, Mason	5-0	.	1	1
39	Jones, Adaryan.....	3-0	1	.	1
49	Barden, Michael	5-0	1	.	1
86	Vasher, T.J.	1-0	1	.	1
5C	Heffron, Kyle	6-0	1	.	1
2	Davis III, Reginald.....	6-1	1	.	1
32	Ward, Da'Leon.....	4-0	.	1	1
3D	Parker, Justus	1-0	1	.	1
95	Nunez, Talor	6-0	1
Total.....		6-0	322	66	388	32-104	10-67	3-0	23	13	2-0	2	1	.
Opponents.....		6-0	316	68	384	37.0-224	16-159	6-54	17	8	1-0	2	.	2



TEAM GAME-BY-GAME STATS

Date	Opponent	---RUSHING---				--RECEIVING--				-----PASSING-----				--KICK RET--				--PUNT RET--				tot off
		No.	Yds	TD	Lg	No.	Yds	TD	Lg	Cmp	Att	Int	Yds	TD	Lg	No	Yds	TD	Lg	No	Yds	
Sep 03, 2016	STEPHEN F. AUSTIN	28	125	4	27	48	633	5	59	48-71-1	633	5	59	2	42	0	27	4	75	0	33	758
Sep 10, 2016	at Arizona State	22	72	3	27	38	540	5	75	38-53-2	540	5	75	0	0	0	0	1	0	0	0	612
Sep 17, 2016	LOUISIANA TECH	43	196	3	21	26	470	5	64	26-36-0	470	5	64	1	18	0	18	2	10	0	5	666
Sep 29, 2016	KANSAS	24	73	0	32	42	548	8	59	42-55-1	548	8	59	0	0	0	0	3	10	0	10	621
Oct 08, 2016	at Kansas State	28	63	3	31	46	529	2	61	46-63-1	529	2	61	5	83	0	26	2	14	0	14	592
Oct 15, 2016	WEST VIRGINIA	27	34	0	10	32	345	2	44	32-50-1	345	2	44	3	73	0	46	1	19	0	19	379
	Totals	172	563	13	32	232	3065	27	75	232-328-6	3065	27	75	11	216	0	46	13	128	0	33	3628
	Opponent	237	1229	17	75	135	1646	11	76	135-223-3	1646	11	76	29	672	1	99	5	54	0	36	2875

Date	Opponent	-----TACKLES-----				TFL-Yds	--SACKS--		--FUMBLE--			Pass			Blkd Kick	--Kicks--XPTS--				off		
		Solo	Asst	Total			No-Yds		FF	FR-Yds	Int-Yds	QBH	Brk	Att-Mad		Run	Rcv	Saf	t/o	Pts		
Sep 03, 2016	STEPHEN F. AUSTIN	62	10	72	9.0-45	5.0-35		1	1-0	2-0	4	5	1	1	9-9	0	0	0	3	69		
Sep 10, 2016	at Arizona State	79	6	85	5.0-9	0.0-0		0	0-0	0-0	0	3	0	0	8-7	0	0	0	0	55		
Sep 17, 2016	LOUISIANA TECH	41	16	57	3.0-6	1.0-4		0	0-0	0-0	0	5	0	0	8-8	0	0	0	0	59		
Sep 29, 2016	KANSAS	46	14	60	7.0-31	4.0-28		1	1-0	1-0	7	2	0	0	8-7	0	0	0	7	55		
Oct 08, 2016	at Kansas State	47	2	49	7.0-12	0.0-0		0	0-0	0-0	0	5	0	0	5-5	0	0	0	0	38		
Oct 15, 2016	WEST VIRGINIA	49	12	61	1.0-1	0.0-0		0	0-0	0-0	1	3	0	0	2-2	0	0	0	0	17		
	Totals	322	66	388	32.0-104	10.0-67		2	2-0	3-0	13	23	1	1	40-38	0	0	0	10	293		
	Opponent	316	68	384	37.0-224	16.0-159		2	1-0	6-54	8	17	0	0	30-30	0	0	2	35	241		

OPPONENT GAME-BY-GAME STATS

Date	Opponent	--RUSHING--				--RECEIVING--				-----PASSING-----				--KICK RET--				--PUNT RET--				tot off		
		No.	Yds	TD	Lg	No.	Yds	TD	Lg	Cmp	Att	Int	Yds	TD	Lg	No	Yds	TD	Lg	No	Yds		TD	Lg
Sep 03, 2016	STEPHEN F. AUSTIN	35	58	0	20	31	312	2	38	31-55-2			312	2	38	7	146	0	26	1	36	0	36	370
Sep 10, 2016	at Arizona State	53	301	7	75	28	351	2	39	28-37-0			351	2	39	8	179	0	28	2	14	0	14	652
Sep 17, 2016	LOUISIANA TECH	36	261	3	39	20	311	3	76	20-32-0			311	3	76	4	82	0	28	0	0	0	0	572
Sep 29, 2016	KANSAS	28	46	0	14	25	250	2	25	25-48-1			250	2	25	3	59	0	27	0	0	0	0	296
Oct 08, 2016	at Kansas State	39	231	2	31	10	104	1	16	10-20-0			104	1	16	6	181	1	99	0	0	0	0	335
Oct 15, 2016	WEST VIRGINIA	46	332	5	38	21	318	1	53	21-31-0			318	1	53	1	25	0	25	2	4	0	3	650
	Opponent totals	237	1229	17	75	135	1646	11	76	135-223-3			1646	11	76	29	672	1	99	5	54	0	36	2875
	Texas Tech	172	563	13	32	232	3065	27	75	232-328-6			3065	27	75	11	216	0	46	13	128	0	33	3628

Date	Opponent	-----TACKLES-----				TFL-Yds	--SACKS--		FF	--FUMBLE--		FR-Yds	Pass			Blkd Kick	--Kicks--XPTS--			off		
		Solo	Asst	Total			No-Yds						Int-Yds	QBH	Brk		Att-Mad	Run	Rcv	Saf	t/o	Pts
Sep 03, 2016	STEPHEN F. AUSTIN	59	16	75	5.0-32	2.0-18	0	0-0	1-0	3	3	0	2-2	0	0	0	7	17				
Sep 10, 2016	at Arizona State	43	8	51	3.0-12	2.0-9	0	0-0	2-19	0	1	0	9-9	0	0	1	7	68				
Sep 17, 2016	LOUISIANA TECH	3	121	40.3	49	0	0	1	0	0	1-1	20	0 6	385	64.2	5	0	45				
Sep 29, 2016	KANSAS	49	16	65	10.0-49	3.0-32	0	1-0	1-0	1	4	0	2-2	0	0	1	7	19				
Oct 08, 2016	at Kansas State	65	4	69	5.0-45	3.0-33	0	0-0	1-35	0	5	0	5-5	0	0	0	7	44				
Oct 15, 2016	WEST VIRGINIA	48	12	60	8.0-60	4.0-47	1	0-0	1-0	2	3	0	6-6	0	0	0	7	48				
	Opponent totals	316	68	384	37.0-224	16.0-159	2	1-0	6-54	8	17	0	30-30	0	0	2	35	241				
	Texas Tech	322	66	388	32.0-104	10.0-67	2	2-0	3-0	13	23	1	40-38	0	0	0	10	293				



GAME-BY-GAME STARTERS

OFFENSE

GAME	LT	LG	C	RG	RT	QB	RB	FB/RB/WR	WR	IR	WR	WR
Stephen F. Austin	Steele	B. Brown	Morales	Murphy	Akamnonu	Mahomes	Stockton	White	Lauderdale	Batson	Cantrell	--
Arizona State	Steele	B. Brown	Morales	Murphy	Akamnonu	Mahomes	Stockton	White	Lauderdale	Giles	Cantrell	--
Louisiana Tech	Steele	B. Brown	Morales	Murphy	Akamnonu	Mahomes	Stockton	--	Batson	Giles	Cantrell	Willies
Kansas	Steele	B. Brown	Morales	Murphy	Akamnonu	Mahomes	Felton	M. Reed	Batson	--	Cantrell	Willies
Kansas State	Steele	B. Brown	Morales	Stawarz	Murphy	Mahomes	Felton	Stockton	Batson	--	Cantrell	Willies
West Virginia	Steele	B. Brown	Morales	Stawarz	Murphy	Mahomes	Felton	--	Lauderdale	Batson	Giles	Davis
Oklahoma												
TCU												
Texas												
Oklahoma State												
Iowa State												
Baylor												

DEFENSE

GAME	DE	NT	DT	RUSH	WILL	MIKE	SAM	DB	LC	FS	SS	RC
Stephen F. Austin	Kolin Hill	Pipkins	Fehoko	Williams	Hinton	Brooks	--	Nelson	Nguema	Johnson	Ward	Polite-Bray
Arizona State	Kolin Hill	Pipkins	Fehoko	G. Moore	--	Brooks	Stice	Nelson	Nguema	Johnson	Ward	Polite-Bray
Louisiana Tech	Kolin Hill	Pipkins	Fehoko	Williams	--	Brooks	Jenkins	Nelson	Nguema	Johnson	Ward	Polite-Bray
Kansas	Kolin Hill	Pipkins	Fehoko	G. Moore	Hinton	Brooks	--	Nelson	Nguema	Johnson	Allen	Polite-Bray
Kansas State	Kolin Hill	Pipkins	Fehoko	Williams	Hinton	Brooks	Jenkins	--	Nguema	Johnson	Allen	Polite-Bray
West Virginia	Kolin Hill	Pipkins	Fehoko	Williams	Hinton	Brooks	--	Nelson	Banks	Johnson	Allen	Polite-Bray
Oklahoma												
TCU												
Texas												
Oklahoma State												
Iowa State												
Baylor												

CAREER STARTS

OFFENSE

PLAYER	2012	2013	2014	2015	2016	TOTAL	STREAK
Baylen Brown	-	3	9	11	6	29	9
Patrick Mahomes II	-	-	4	13	6	23	23
Reginald Davis	RS	1	7	7	1	16	1
Devin Lauderdale	-	-	4	9	3	16	1
Tony Morales	0	0	0	6	6	12	6
Dylan Cantrell	-	-	6	0	5	11	0
Ian Sadler	-	-	3	7	-	10	0
Justin Murphy	-	-	RS	4	6	10	6
Justin Stockton	-	-	1	2	4	7	0
Cameron Batson	-	-	0	2	5	7	4
Terence Steele	-	-	-	RS	6	6	6
Quinton White	RS	0	0	3	2	5	0
Ja'Deion High	-	RS	0	5	-	5	0
Madison Akamnonu	-	-	-	RS	4	4	0
Tony Brown	-	-	-	3	-	3	0
Derrick Willies	-	-	-	-	3	3	0
Jonathan Giles	-	-	-	-	3	3	1
Demarcus Felton	-	-	-	-	3	3	3
Keke Coutee	-	-	-	2	-	2	0
Paul Stawarz	-	-	-	-	2	2	2
Mason Reed	-	-	-	-	1	1	0
Zach Austin	-	RS	-	1	-	1	0

DEFENSE

PLAYER	2012	2013	2014	2015	2016	TOTAL	STREAK
Justis Nelson	-	3	11	8	5	27	1
Keenon Ward	RS	3	10	7	3	23	0
Breiden Fehoko	-	-	-	13	6	19	19
Jah'Shawn Johnson	-	-	0	13	6	19	19
Thierry Nguema	RS	0	0	4	5	9	0
D'Vonta Hinton	-	-	-	5	4	9	3
D.J. Polite-Bray	0	-	2	0	6	8	6
Malik Jenkins	-	0	0	5	2	7	0
Kris Williams	RS	0	0	2	4	6	2
Kolin Hill	-	-	-	-	6	6	6
Ondre Pipkins	-	-	-	-	6	6	6
Jordyn Brooks	-	-	-	-	6	6	6
Gary Moore	-	RS	1	1	2	4	0
Zach Barnes	-	0	RS	3	-	3	0
Kisean Allen	-	-	-	-	3	3	3
Paul Banks III	-	-	-	1	1	2	1
Luke Stice	-	-	-	-	1	1	0



GAME-BY-GAME STATISTICS

PASSING

Mahomes, Patrick	Att	Comp	INT	Pct.	Yards	TD	Long	Sack	Yards	Effic.
Stephen F. Austin	43	30	0	69.8	483	4	59	0	0	194.8
Arizona State	53	38	2	71.7	540	5	75	2	9	180.9
Louisiana Tech	36	26	0	72.2	470	5	64	2	20	227.7
Kansas	34	27	1	79.4	277	4	34	3	32	180.8
Kansas State	62	45	1	72.6	504	2	61	3	33	148.3
West Virginia	44	28	1	63.6	305	1	44	4	47	124.8
TOTALS	272	194	5	71.3	2579	21	75	14	141	172.8

Shimonek, Nic	Att	Comp	INT	Pct.	Yards	TD	Long	Sack	Yards	Effic.
Stephen F. Austin	28	18	1	64.3	150	1	22	2	18	113.9
Kansas	21	15	0	71.4	271	4	59	0	0	242.7
West Virginia	6	4	0	66.7	40	1	16	0	0	177.7
TOTALS	55	37	1	67.3	461	6	59	2	18	170.0

RUSHING

Rush-Yds/TD	SFA	ASU	LATECH	KU	KSU	WVU	OU	TCU	UT	OSU	ISU	BU
Felton, Dem. RB	5-28/0	1-5/1	16-123/2	11-48/0	14-66/0	5-18/0						
Mahomes, P. QB	10-57/2	11-44/1	12-37/1	8-27/0	9--3/3	13--10/0						
Stockton, J. RB	6-25/0	7-20/1	11-34/0	3-7/0	3--8/0	2-5/0						
Ward, Da'Leon RB	DNP	DNP	-	-	-	6-27/0						
Dauphine, Corey RB	2-25/1	DNP	DNP	-	DNP	-						
White, Quinton RB	-	2-4/0	2-4/0	-	2-8/0	-						
Coutee, Keke WR	1-6/1	-	-	-	-	-						
Woodward, Caleb RB	1-2/0	-	DNP	-	DNP	DNP						
Team	DNP	1--1/0	2--2/0	-	DNP	DNP						
Nunez, Talor	-	-	-	-	-	1--6/0						
Baughman, E. K	DNP	DNP	DNP	1--7/0	DNP	DNP						
Shimonek, Nic QB	3--18/0	DNP	DNP	1--2/0	DNP	-						

RECEIVING

Rec.-Yds/TD	SFA	ASU	LATECH	KU	KSU	WVU	OU	TCU	UT	OSU	ISU	BU
Giles, Jonathan WR	4-89/1	9-71/1	6-186/3	12-219/2	4-49/0	8-136/2						
Batson, Cameron WR	3-24/1	9-148/1	2-25/1	8-88/1	5-50/1	5-19/0						
Cantrell, Dylan WR	2-62/1	3-25/1	6-81/1	5-70/1	11-87/0	DNP						
Coutee, Keke WR	1-12/0	1-8/0	1-9/0	3-73/2	5-130/1	6-61/0						
Sadler, Ian WR	2-38/0	1-22/0	2-53/0	3-35/0	3-26/0	4-93/0						
Lauderdale, D. WR	7-49/1	7-57/0	1-27/0	4-24/1	7-92/0	2-14/0						
Stockton, J. RB	4-66/0	3-95/1	3-30/0	2--8/0	3-13/0	5-21/0						
Willies, D. WR	2-47/0	1-59/1	3-38/0	1-6/1	2-18/0	DNP						
Davis, Reginald WR	2-80/0	1-16/0	1-9/0	-	4-34/0	-						
White, Quinton RB	3-16/0	2-34/0	1-12/0	1-9/0	1-25/0	-						
High, Ja'Deion WR	6-54/1	-	-	DNP	DNP	DNP						
Knutson, Kash WR	5-45/0	-	-	-	-	-						
Felton, Dem. RB	1-7/0	1-5/0	-	2-13/0	1-5/0	2-1/0						
Brown, Tony WR	2-10/0	DNP	-	1-19/0	-	-						
Shorts, Quan WR	1-16/0	DNP	DNP	DNP	DNP	-						
Rittimann, H. WR	1-9/0	DNP	DNP	DNP	DNP	DNP						
Vasher, T.J. WR	2-9/0	DNP	DNP	DNP	DNP	DNP						

FIELD GOALS

Made, Missed, Blocked	#96 Hatfield
SFA	31,43
Arizona State	--
Louisiana Tech	24, 40
Kansas	--
Kansas State	34
West Virginia	42
Oklahoma	--
TCU	--
Texas	--
Oklahoma State	--
Iowa State	--
Baylor	--

PUNTING

Number-Avg./l20	#49 Barden	#36 Baughmann
SFA	5-32.6/2	--
Arizona State	4-43.0/0	--
Louisiana Tech	--	--
Kansas	1-46.0/1	3-38.0/0
Kansas State	2-52.0/1	--
West Virginia	4-36.5/2	--
Oklahoma	--	--
TCU	--	--
Texas	--	--
Oklahoma State	--	--
Iowa State	--	--
Baylor	--	--



GAME-BY-GAME TACKLES

UT-AT-TT

	UA-A	TOT	SFA	ASU	LATECH	KU	KSU	WVU	OU	TCU	UT	OSU	ISU	BU
Brooks, Jordyn	29-7	36	2-1	10-0	4-3	2-1	5-1	6-1						
Johnson, Jah.	28-6	34	2-2	4-1	8-0	4-1	2-0	8-2						
Jenkins, Malik	16-8	24	3-3	7-1	3-2	-	3-0	0-2						
Nelson, Justis	18-3	21	5-0	5-1	2-1	2-1	1-0	3-0						
Hinton, D'Vonta	17-2	19	3-0	DNP	4-2	2-0	5-0	3-0						
Allen, Kisean	17-2	19	DNP	1-0	1-0	4-1	5-1	6-0						
Polite-Bray, DJ	15-3	18	4-0	4-1	-	4-1	2-0	1-1						
Nguema, Thierry	18-0	18	-	7-0	4-0	5-0	1-0	1-0						
Williams, Kris	13-3	16	2-2	4-0	1-1	4-0	1-0	1-0						
Hill, Kolin	13-3	16	2-0	3-1	3-0	1-2	2-0	2-0						
Stice, Luke	12-3	15	2-1	7-0	0-1	0-1	3-0	-						
Pipkins, Ondre	12-2	14	5-0	1-0	1-1	0-1	5-0	-						
Ward, Keenon	12-1	13	5-0	5-1	2-0	DNP	DNP	DNP						
Moore, Gary	10-3	13	-	3-0	1-1	2-1	4-0	0-1						
Stringer, B.	9-3	12	1-0	3-0	-	3-2	DNP	2-1						
Fehoko, Breiden	8-2	10	-	2-0	1-0	2-0	3-0	0-2						
Madison, Tevin	8-2	10	5-2	3-0	DNP	DNP	DNP	DNP						
Banks, Paul	8-1	9	DNP	DNP	DNP	DNP	4-0	4-1						
Washington, B.	8-0	8	2-0	-	-	3-0	1-0	2-0						
Smith, Desmon	7-1	8	1-0	DNP	1-0	5-1	DNP	-						
Coleman, D.	5-3	8	1-1	-	3-2	1-0	-	-						
Moore, Kevin	8-0	8	3-0	2-0	-	1-0	-	2-0						
Hendrix, Pay.	6-1	7	1-0	-	1-0	-	-	4-1						
Gilmore, L.	4-1	5	1-1	3-0	-	-	-	-						
Wallace, Joseph	3-1	4	2-0	DNP	1-1	-	DNP	DNP						
Thomas, M.	4-0	4	2-0	-	-	1-0	-	1-0						
Woodward, Caleb	1-2	3	0-2	1-0	DNP	-	DNP	DNP						
Picone, J.	2-1	3	1-1	DNP	-	-	-	1-0						
Barnes, Zach	2-0	2	1-0	DNP	DNP	-	-	1-0						
Mack, Jacarthy	2-0	2	1-0	1-0	-	-	-	DNP						
Felton, Dem.	1-0	1	-	1-0	-	-	-	-						
Reed, Mason	0-1	1	-	DNP	-	0-1	-	-						
Jones, Adaryan	1-0	1	1-0	DNP	DNP	-	DNP	-						
Barden, Michael	1-0	1	1-0	-	DNP	-	-	-						
Vasher, T.J.	1-0	1	1-0	DNP	DNP	DNP	DNP	DNP						
Heffron, Kyle	1-0	1	-	1-0	-	-	-	-						
Davis, Reginald	1-0	1	-	1-0	-	-	-	-						
Ward, Da'Leon	0-1	1	DNP	DNP	0-1	-	-	-						
Parker, Justus	1-0	1	DNP	DNP	DNP	DNP	DNP	1-0						

GIVEAWAYS/TAKEAWAYS

OPPONENT	GIVEAWAY			TAKEAWAY			Dif.
	Fum	Int	Tot	Fum	Int	Tot	
Stephen F. Austin	0	1	1	1	2	3	+2
at Arizona State	0	2	2	0	0	0	-2
Louisiana Tech	0	0	0	0	0	0	0
Kansas	1	1	2	1	1	2	0
at Kansas State	0	1	1	0	0	0	-1
West Virginia	0	1	1	0	0	0	-1
Oklahoma							
at TCU							
Texas							
at Oklahoma State							
at Iowa State							
vs. Baylor							
TOTALS	1	6	7	2	3	5	-2

THREE-AND-OUTS

OPPONENT	TEXAS TECH	OPPONENTS
	3-&-Outs/Drives	3-&-Outs/Drives
Stephen F. Austin	3/18	5/19
at Arizona State	3/15	0/16
Louisiana Tech	0/12	3/11
Kansas	2/16	7/17
at Kansas State	1/13	2/12
West Virginia	2/11	0/11
Oklahoma		
at TCU		
Texas		
at Oklahoma State		
at Iowa State		
vs. Baylor		
TOTALS	11/85	17/86

OPENING DRIVES - DEFENSE

OPPONENT	1st	2nd
	Half	Half
Stephen F. Austin	Punt	Punt
at Arizona State	Punt	Touchdown
Louisiana Tech	FG	Touchdown
Kansas	Punt	Punt
at Kansas State	Touchdown	Punt
West Virginia	Punt	FG
Oklahoma		
at TCU		
Texas		
at Oklahoma State		
at Iowa State		
vs. Baylor		



GAME 7: OKLAHOMA

TEXAS TECH SCORING DRIVES

Opponent	No. of Plays	Total Yards	Drive Time	Type of Score	Score QTR/Time	Scoring Play
Stephen F. Austin	10	75	2:38	Pass TD	1/12:22	Batson 13 yard reception
Stephen F. Austin	5	45	1:12	Rush TD	1/6:03	Coutee 6 yard run
Stephen F. Austin	8	69	2:46	Rush TD	1/1:10	Mahomes 3 yard run
Stephen F. Austin	6	78	1:40	Rush TD	2/13:12	Mahomes 7 yard run
Stephen F. Austin	1	22	0:08	Pass TD	2/12:15	Giles 22 yard reception
Stephen F. Austin	4	93	1:20	Pass TD	2/4:33	Cantrell 8 yard reception
Stephen F. Austin	10	86	4:16	FG	2/0:17	Hatfield 31 yard FG
Stephen F. Austin	10	80	2:43	Pass TD	3/7:50	Lauderdale 14 yard reception
Stephen F. Austin	9	55	1:34	FG	3/1:08	Hatfield 43 yard FG
Stephen F. Austin	12	70	3:31	Pass TD	4/3:23	High 9 yard reception
Stephen F. Austin	1	27	0:18	Rush TD	4/1:10	Dauphine 27 yard run
Arizona State	8	47	3:00	Rush TD	1/7:12	Mahomes 1 yard run
Arizona State	6	98	1:46	Pass TD	1/1:14	Willies 59 yard reception
Arizona State	2	75	0:22	Pass TD	2/12:55	Stockton 75 yard reception
Arizona State	9	75	3:09	Pass TD	2/5:21	Cantrell 11 yard reception
Arizona State	9	75	1:24	Pass TD	2/0:53	Giles 13 yard reception
Arizona State	9	75	3:15	Rush TD	3/11:45	Stockton 1 yard run
Arizona State	6	75	1:34	Rush TD	4/9:23	Felton 5 yard run
Arizona State	4	75	0:55	Pass TD	4/8:16	Batson 66 yard reception
Louisiana Tech	12	75	5:30	Rush TD	1/9:57	Felton 12 yard run
Louisiana Tech	2	75	0:25	Pass TD	1/3:41	Giles 64 yard reception
Louisiana Tech	3	63	0:37	Pass TD	1/2:07	Giles 36 yard reception
Louisiana Tech	9	75	2:41	Pass TD	2/12:04	Cantrell 9 yard reception
Louisiana Tech	5	64	1:58	Pass TD	2/9:01	Giles 42 yard reception
Louisiana Tech	11	75	4:07	Pass TD	3/6:17	Batson 4 yard reception
Louisiana Tech	11	75	5:19	Rush TD	4/14:21	Felton 8 yard run
Louisiana Tech	8	53	2:48	FG	4/7:10	Hatfield 24 yard FG
Louisiana Tech	8	61	3:49	Rush TD	4/2:33	Mahomes 2 yard run
Kansas	5	75	1:42	Pass TD	1/13:18	Giles 14 yard reception
Kansas	8	73	2:30	Pass TD	1/9:55	Batson 18 yard reception
Kansas	7	61	2:26	Pass TD	2/7:35	Lauderdale 17 yard reception
Kansas	11	75	4:24	Pass TD	2/0:48	Willies 6 yard reception
Kansas	7	75	2:26	Pass TD	3/4:56	Cantrell 4 yard reception
Kansas	9	68	4:37	Pass TD	3/0:00	Coutee 37 yard reception
Kansas	3	86	1:31	Pass TD	4/8:41	Coutee 31 yard reception
Kansas	5	84	1:40	Pass TD	4/4:54	Giles 59 yard reception
Kansas State	14	85	5:12	Rush TD	1/9:48	Mahomes 1 yard run
Kansas State	4	75	1:41	Pass TD	1/2:38	Coutee 61 yard reception
Kansas State	7	68	2:42	Rush TD	2/11:19	Mahomes 16 yard run
Kansas State	11	80	3:51	Rush TD	2/1:47	Mahomes 3 yard run
Kansas State	6	45	2:18	FG	3/5:17	Hatfield 34 yard FG
Kansas State	8	75	1:51	Pass TD	4/0:05	Batson 15 yard reception
West Virginia	9	74	4:35	Pass TD	1/1:51	Giles 44 yard reception
West Virginia	10	51	4:56	FG	3/10:04	Hatfield 42 yard FG
West Virginia	8	48	2:11	Pass TD	4/8:13	Giles 16 yard reception

OPPONENT SCORING DRIVES

Opponent	No. of Plays	Total Yards	Drive Time	Type of Score	Score QTR/Time	Scoring Play
Stephen F. Austin	11	49	2:51	FG	2/9:24	Ruiz 42 yard FG
Stephen F. Austin	10	84	2:53	TD	3/2:42	Conque to Liggins 9 yds
Stephen F. Austin	5	75	1:38	TD	4/12:11	Taylor to Pace 38 yds
Arizona State	6	43	1:44	Pass TD	1/10:13	Harry 10 yard reception
Arizona State	7	75	2:57	Rush TD	2/13:17	Ballage 1 yard run
Arizona State	4	85	1:24	Pass TD	2/11:18	Ballage 39 yard reception
Arizona State	5	50	1:53	Rush TD	2/8:30	Ballage 1 yard run
Arizona State	9	74	2:55	Rush TD	2/2:17	Ballage 4 yard run
Arizona State	7	84	3:08	Rush TD	3/8:32	Ballage 2 yard run
Arizona State	15	80	5:00	Rush TD	3/0:43	Ballage 7 yard run
Arizona State	1	1	0:04	Rush TD	4/10:57	Ballage 1 yard run
Arizona State	1	75	0:12	Rush TD	4/9:11	Ballage 75 yard run
Arizona State	11	53	5:06	Rush TD	4/3:04	Gonzalez 43 yard FG
Louisiana Tech	13	77	5:51	FG	1/4:06	Barnes 20 yard FG
Louisiana Tech	6	71	2:22	Rush TD	2/14:45	McKnight 1 yard run
Louisiana Tech	9	78	2:09	Rush TD	2/0:09	Craft 1 yard run
Louisiana Tech	12	75	4:36	Rush TD	3/10:24	McKnight 1 yard run
Louisiana Tech	4	75	1:37	Pass TD	3/4:40	Henderson 54 yard reception
Louisiana Tech	2	75	0:48	Pass TD	4/6:22	Taylor 54 yard reception
Louisiana Tech	6	75	2:10	Pass TD	4/0:23	Taylor 37 yard reception
Kansas	7	75	2:23	Pass TD	2/5:12	Harrell 6 yard reception
Kansas	7	39	2:16	Pass TD	3/12:18	Sims 11 yard reception
Kansas	9	20	3:11	FG	3/7:22	Wyman 35 yard FG
Kansas State	7	66	3:12	Pass TD	1/6:28	Zuber 12 yard reception
Kansas State	1	35	0:00	Def. TD	1/4:19	Reed 35 yard INT Return
Kansas State	9	57	3:23	FG	2/14:09	McCrane 20 yard FG
Kansas State	10	72	5:30	Rush TD	2/5:43	Ertz 1 yard run
Kansas State	1	99	0:00	Return TD	2/1:31	Pringle 99 yard kick return
Kansas State	8	47	2:36	Rush TD	4/14:07	Jones 2 yard run
Kansas State	12	71	6:28	FG	4/6:05	McCrane 25 yard FG
Kansas State	4	-5	2:17	FG	4/1:56	McCrane 42 yard FG
West Virginia	9	91	2:59	Rush TD	1/9:30	Crawford 10 yard run
West Virginia	7	58	1:34	FG	1/0:17	Molina 34 yard FG
West Virginia	10	89	4:05	Pass TD	2/7:03	Crawford 5 yard reception
West Virginia	7	72	1:56	Rush TD	2/4:22	Howard 8 yard run
West Virginia	11	70	4:00	FG	3/6:04	Molina 22 yard FG
West Virginia	8	83	2:58	Rush TD	4/14:51	Howard 1 yard run
West Virginia	3	32	1:21	Rush TD	4/10:24	Shell 14 yard run
West Virginia	10	75	5:57	Rush TD	4/2:16	Shell 3 yard run

SCORING DRIVE ANALYSIS

YARDAGE	TEXAS TECH		OPPONENTS	
	TD	FG	TD	FG
No Drive	--	--	2	--
Negative Yards	--	--	--	1
0-9	--	--	1	--
10-19	--	--	--	--
20-29	2	--	--	1
30-39	--	--	2	--
40-49	3	1	2	1
50-59	--	3	1	3
60-69	7	--	1	--
70-79	21	--	14	3
80-89	5	1	6	--
90-99	2	--	1	--
TOTALS	40	5	30	9

GAME-OPENING DRIVES

OPPONENT	TEXAS TECH			OPPONENTS		
	PTS	PLAYS	YDS	PTS	PLAYS	YDS
Stephen F. Austin	7	10	75	0	5	15
at Arizona State	0	3	9	0	4	19
Louisiana Tech	7	12	75	3	13	77
Kansas	7	5	75	0	3	1
at Kansas State	7	14	85	7	7	66
West Virginia	0	3	3	0	6	17
Oklahoma						
at TCU						
Texas						
at Oklahoma State						
at Iowa State						
vs. Baylor						

SECOND HALF-OPENING DRIVES

OPPONENT	TEXAS TECH			OPPONENTS		
	PTS	PLAYS	YDS	PTS	PLAYS	YDS
Stephen F. Austin	7	10	80	0	14	43
at Arizona State	7	9	75	7	7	84
Louisiana Tech	7	11	75	7	12	75
Kansas	0	3	-20	0	3	0
at Kansas State	0	15	77	0	3	5
West Virginia	3	10	51	3	11	70
Oklahoma						
at TCU						
Texas						
at Oklahoma State						
at Iowa State						
vs. Baylor						

DRIVE SUPERLATIVES

	TEXAS TECH	OPPONENTS
Most Plays/Result	15/Downs	15/TD
Most Yards/Result	98/TD	91/TD
Most Time/Result	5:30/TD	6:28/FG
Shortest Touchdown Drive (Yards)	22	1
Shortest Touchdown Drive (Time)	0:08	0:04
Quickest Touchdown to Start Game	13:18 - 1st	10:13 - 1st
Quickest Touchdown to Start a Half	13:18 - 1st	10:13 - 1st



LONGEST PLAYS - 25-PLUS YARDS

YARDS	TYPE	PLAYER(s)	OPPONENT
*75	Pass	Stockton, Justin from Mahomes II, Patrick	Arizona State
*66	Pass	Batson, Cameron from Mahomes II, Patrick	Arizona State
*64	Pass	Giles, Jonathan from Mahomes II, Patrick	Louisiana Tech
*61	Pass	Coutee, Keke from Mahomes II, Patrick	Kansas State
*59	Pass	Willies, Derrick from Mahomes II, Patrick	Arizona State
*59	Pass	Giles, Jonathan from Shimonek, Nic	Kansas
59	Pass	Davis III, Reginald from Mahomes II, Patrick	Stephen F. Austin
54	Pass	Cantrell, Dylan from Mahomes II, Patrick	Stephen F. Austin
53	Pass	Stockton, Justin from Mahomes II, Patrick	Stephen F. Austin
46	KR	Davis III, Reginald	West Virginia
*44	Pass	Giles, Jonathan from Mahomes II, Patrick	West Virginia
42	Pass	Giles, Jonathan from Shimonek, Nic	Kansas
*42	Pass	Giles, Jonathan from Mahomes II, Patrick	Louisiana Tech
41	Pass	Lauderdale, Devin from Mahomes II, Patrick	Kansas State
39	Pass	Coutee, Keke from Mahomes II, Patrick	Kansas State
*37	Pass	Coutee, Keke from Shimonek, Nic	Kansas
37	Pass	Sadler, Ian from Mahomes II, Patrick	West Virginia
*36	Pass	Giles, Jonathan from Mahomes II, Patrick	Louisiana Tech
35	Pass	Giles, Jonathan from Mahomes II, Patrick	Stephen F. Austin
34	Pass	Sadler, Ian from Mahomes II, Patrick	West Virginia
34	Pass	Giles, Jonathan from Mahomes II, Patrick	Kansas
33	PR	Batson, Cameron	Stephen F. Austin
33	Pass	Willies, Derrick from Mahomes II, Patrick	Stephen F. Austin
32	Rush	Mahomes II, Patrick	Kansas
*31	Pass	Coutee, Keke from Shimonek, Nic	Kansas
31	Rush	Felton, Dem.	Kansas State
30	Pass	Coutee, Keke from Mahomes II, Patrick	West Virginia
30	Pass	Sadler, Ian from Mahomes II, Patrick	Louisiana Tech
30	PR	Batson, Cameron	Stephen F. Austin
30	Pass	Cantrell, Dylan from Mahomes II, Patrick	Louisiana Tech
28	Pass	Giles, Jonathan from Mahomes II, Patrick	West Virginia
27	Pass	Batson, Cameron from Mahomes II, Patrick	Arizona State
*27	Rush	Dauphine, Corey	Stephen F. Austin
27	Pass	Lauderdale, Devin from Mahomes II, Patrick	Louisiana Tech
27	Pass	Sadler, Ian from Mahomes II, Patrick	Stephen F. Austin
27	Rush	Mahomes II, Patrick	Arizona State
27	KR	Davis III, Reginald	Stephen F. Austin
26	Pass	Cantrell, Dylan from Mahomes II, Patrick	Kansas
26	Pass	Lauderdale, Devin from Mahomes II, Patrick	Kansas State
26	KR	Davis III, Reginald	Kansas State
25	Pass	White, Jr., Quinton from Batson, Cameron	Kansas State
25	Pass	Batson, Cameron from Mahomes II, Patrick	Kansas

* touchdown scored on play

TEXAS TECH LONG PLAYS BY THE NUMBERS

Long Plays by Yards	NO.	TD
100+	0	0
90-99	0	0
80-89	0	0
70-79	1	1
60-69	3	3
50-59	5	2
40-49	5	2
30-39	16	3
20-29	12	1

TEXAS TECH LONG PLAYS BY TYPE

Long Plays by Type	NO.	TD
Rushing	4	1
Passing	33	11
Punt returns	2	0
Kick returns	3	0
Interceptions	0	0
Fumble returns	0	0
Other	0	0
TOTAL	42	12

TEXAS TECH LONG PLAYS BY PLAYER

Player	NO.	TD	R	P	KR	PR	IR	FR
Giles, Jonathan	9	5	0	9	0	0	0	0
Coutee, Keke	5	3	0	5	0	0	0	0
Batson, Cameron	5	1	0	3	0	2	0	0
Davis III, Reginald	4	0	0	1	3	0	0	0
Sadler, Ian	4	0	0	4	0	0	0	0
Lauderdale, Devin	3	0	0	3	0	0	0	0
Cantrell, Dylan	3	0	0	3	0	0	0	0
Willies, Derrick	2	1	0	2	0	0	0	0
Stockton, Justin	2	1	0	2	0	0	0	0
Mahomes II, Patrick	2	0	2	0	0	0	0	0
Dauphine, Corey	1	1	1	0	0	0	0	0
Felton, Dem.	1	0	1	0	0	0	0	0
White, Jr., Quinton	1	0	0	1	0	0	0	0
TOTAL	42	12	4	33	3	2	0	0

TEXAS TECH LONGEST PLAYS OF THE YEAR

Rushing	32	Mahomes II, Patrick vs Kansas
Rushing Touchdown	27	Dauphine, Corey vs Stephen F. Austin
Passing	75	Stockton, Justin from Mahomes II, Patrick vs Arizona State
Passing Touchdown	75	Stockton, Justin from Mahomes II, Patrick vs Arizona State
Punt Return	33	Batson, Cameron vs Stephen F. Austin
Kick Return	46	Davis III, Reginald vs West Virginia



SUPERLATIVES

INDIVIDUAL GAME HIGHS

Rushes	16	Felton, Dem. vs Louisiana Tech (Sep 17, 2016)
Yards Rushing	123	Felton, Dem. vs Louisiana Tech (Sep 17, 2016)
TD Rushes	3	Mahomes II, Patrick at Kansas State (Oct 08, 2016)
Long Rush	32	Mahomes II, Patrick vs Kansas (Sep 29, 2016)
Pass attempts	62	Mahomes II, Patrick at Kansas State (Oct 08, 2016)
Pass completions	45	Mahomes II, Patrick at Kansas State (Oct 08, 2016)
Yards Passing	540	Mahomes II, Patrick at Arizona State (Sep 10, 2016)
TD Passes	5	Mahomes II, Patrick at Arizona State (Sep 10, 2016)
		Mahomes II, Patrick vs Louisiana Tech (Sep 17, 2016)
Long Pass	75	Mahomes II, Patrick at Arizona State (Sep 10, 2016)
Receptions	12	Giles, Jonathan vs Kansas (Sep 29, 2016)
Yards Receiving	219	Giles, Jonathan vs Kansas (Sep 29, 2016)
TD Receptions	3	Giles, Jonathan vs Louisiana Tech (Sep 17, 2016)
Long Reception	75	Stockton, Justin at Arizona State (Sep 10, 2016)
Field Goals	2	Hatfield, Clayton vs Stephen F. Austin (Sep 03, 2016)
Long Field Goal	43	Hatfield, Clayton vs Stephen F. Austin (Sep 03, 2016)
Punts	5	Barden, Michael vs Stephen F. Austin (Sep 03, 2016)
Punting Avg	52.0	Barden, Michael at Kansas State (Oct 08, 2016)
Long Punt	59	Barden, Michael at Kansas State (Oct 08, 2016)
Punts inside 20	2	Barden, Michael vs Stephen F. Austin (Sep 03, 2016)
		Barden, Michael vs West Virginia (Oct 15, 2016)
Long Punt Return	33	Batson, Cameron vs Stephen F. Austin (Sep 03, 2016)
Long Kickoff Return	46	Davis III, Reginald vs West Virginia (Oct 15, 2016)
Tackles	10	Brooks, Jordyn at Arizona State (Sep 10, 2016)
		Johnson, Jah'Shawn vs West Virginia (Oct 15, 2016)
Sacks	3.0	Williams, Kris vs Kansas (Sep 29, 2016)
Tackles For Loss	3.0	Williams, Kris vs Kansas (Sep 29, 2016)
Interceptions	1	Nguema, Thierry vs Stephen F. Austin (Sep 03, 2016)
		Ward, Keenon vs Stephen F. Austin (Sep 03, 2016)
		Johnson, Jah'Shawn vs Kansas (Sep 29, 2016)

TEAM GAME HIGHS

Rushes	43	vs Louisiana Tech (Sep 17, 2016)
Yards Rushing	196	vs Louisiana Tech (Sep 17, 2016)
Yards Per Rush	4.6	vs Louisiana Tech (Sep 17, 2016)
TD Rushes	4	vs Stephen F. Austin (Sep 03, 2016)
Pass attempts	71	vs Stephen F. Austin (Sep 03, 2016)
Pass completions	48	vs Stephen F. Austin (Sep 03, 2016)
Yards Passing	633	vs Stephen F. Austin (Sep 03, 2016)
Yards Per Pass	13.1	vs Louisiana Tech (Sep 17, 2016)
TD Passes	8	vs Kansas (Sep 29, 2016)
Total Plays	99	vs Stephen F. Austin (Sep 03, 2016)
Total Offense	758	vs Stephen F. Austin (Sep 03, 2016)
Yards Per Play	8.4	vs Louisiana Tech (Sep 17, 2016)
Points	69	vs Stephen F. Austin (Sep 03, 2016)
Sacks By	5	vs Stephen F. Austin (Sep 03, 2016)
First Downs	37	vs Stephen F. Austin (Sep 03, 2016)
Penalties	12	vs Kansas (Sep 29, 2016)
Penalty Yards	103	vs West Virginia (Oct 15, 2016)
Turnovers	2	at Arizona State (Sep 10, 2016)
		vs Kansas (Sep 29, 2016)
Interceptions By	2	vs Stephen F. Austin (Sep 03, 2016)
Punts	5	vs Stephen F. Austin (Sep 03, 2016)
Punting Avg	52.0	at Kansas State (Oct 08, 2016)
Long Punt	59	at Kansas State (Oct 08, 2016)
Punts inside 20	2	vs Stephen F. Austin (Sep 03, 2016)
		vs West Virginia (Oct 15, 2016)
Long Punt Return	33	vs Stephen F. Austin (Sep 03, 2016)

OPPONENT INDIVIDUAL GAME HIGHS

Rushes	30	Richard, Demario, at Arizona State (Sep 10, 2016)
Yards Rushing	151	CRAFT, Jarred, vs Louisiana Tech (Sep 17, 2016)
TD Rushes	7	Ballage, Kalen, at Arizona State (Sep 10, 2016)
Long Rush	75	Ballage, Kalen, at Arizona State (Sep 10, 2016)
Pass attempts	49	Conque, Zach, vs Stephen F. Austin (Sep 03, 2016)
Pass completions	28	Conque, Zach, vs Stephen F. Austin (Sep 03, 2016)
		Wilkins, Manny, at Arizona State (Sep 10, 2016)
Yards Passing	351	Wilkins, Manny, at Arizona State (Sep 10, 2016)
TD Passes	3	HIGGINS, Ryan, vs Louisiana Tech (Sep 17, 2016)
Long Pass	76	HIGGINS, Ryan, vs Louisiana Tech (Sep 17, 2016)
Receptions	10	Liggins, Justic, vs Stephen F. Austin (Sep 03, 2016)
Yards Receiving	166	TAYLOR, Trent, vs Louisiana Tech (Sep 17, 2016)
TD Receptions	2	TAYLOR, Trent, vs Louisiana Tech (Sep 17, 2016)
Long Reception	76	TAYLOR, Trent, vs Louisiana Tech (Sep 17, 2016)
Field Goals	3	McCrane, M., at Kansas State (Oct 08, 2016)
Long Field Goal	43	Ruiz, Storm, vs Stephen F. Austin (Sep 03, 2016)
		Gonzalez, Zane, at Arizona State (Sep 10, 2016)
Punts	10	Moos, Cole, vs Kansas (Sep 29, 2016)
Punting Avg	55.0	Haack, Matt, at Arizona State (Sep 10, 2016)
Long Punt	63	Lewallen, Caleb, vs Stephen F. Austin (Sep 03, 2016)
Punts inside 20	3	Haack, Matt, at Arizona State (Sep 10, 2016)
Long Punt Return	36	Hart, Trae, vs Stephen F. Austin (Sep 03, 2016)
Long Kickoff Return	99	Pringle, Byron, at Kansas State (Oct 08, 2016)
Tackles	12	COOPER, S., vs Louisiana Tech (Sep 17, 2016)
Sacks	2.0	Armstrong, D., vs Kansas (Sep 29, 2016)
		Willis, Jordan, at Kansas State (Oct 08, 2016)
Tackles For Loss	3.5	COOPER, S., vs Louisiana Tech (Sep 17, 2016)
Interceptions	2	Hayes, D., at Arizona State (Sep 10, 2016)

OPPONENT TEAM GAME HIGHS

Rushes	53	at Arizona State (Sep 10, 2016)
Yards Rushing	332	vs West Virginia (Oct 15, 2016)
Yards Per Rush	7.2	vs Louisiana Tech (Sep 17, 2016)
TD Rushes	7	vs Louisiana Tech (Sep 17, 2016)
Pass attempts	55	vs Stephen F. Austin (Sep 03, 2016)
Pass completions	31	vs Stephen F. Austin (Sep 03, 2016)
Yards Passing	351	at Arizona State (Sep 10, 2016)
Yards Per Pass	10.3	vs West Virginia (Oct 15, 2016)
TD Passes	3	vs Louisiana Tech (Sep 17, 2016)
Total Plays	90	vs Stephen F. Austin (Sep 03, 2016)
		at Arizona State (Sep 10, 2016)
Total Offense	652	at Arizona State (Sep 10, 2016)
Yards Per Play	8.4	vs West Virginia (Oct 15, 2016)
Points	68	at Arizona State (Sep 10, 2016)
Sacks By	4	vs West Virginia (Oct 15, 2016)
First Downs	34	at Arizona State (Sep 10, 2016)
Penalties	9	vs West Virginia (Oct 15, 2016)
Penalty Yards	95	vs West Virginia (Oct 15, 2016)
Turnovers	3	vs Stephen F. Austin (Sep 03, 2016)
Interceptions By	2	at Arizona State (Sep 10, 2016)
Punts	10	vs Kansas (Sep 29, 2016)
Punting Avg	52.0	at Arizona State (Sep 10, 2016)
Long Punt	63	vs Stephen F. Austin (Sep 03, 2016)
Punts inside 20	4	at Arizona State (Sep 10, 2016)
Long Punt Return	36	vs Stephen F. Austin (Sep 03, 2016)



GAME 1 • TEXAS TECH 69, STEPHEN F. AUSTIN 17

LUBBOCK, Texas -- Patrick Mahomes threw for four touchdowns and ran for two more to lead Texas Tech past Stephen F. Austin 69-17 on Saturday.

The Lumberjacks couldn't stop the Red Raiders offense and couldn't get theirs on track for much of the game.

Mahomes, who was pulled midway through the third quarter, completed 30 of 43 passes for 483 yards; he rushed for 57 more.

Six Red Raiders receivers had yardage totals greater than 47 yards and the team had 10 plays of 20 yards or longer.

"This is a potent offense," Lumberjacks coach Clint Conque said. "We obviously realized it was going to be a tough get for us as a football team."

The win gave Texas Tech (1-0) its 16th straight win over FCS opponents, including three against the Lumberjacks (0-1).

Texas Tech coach Kliff Kingsbury wasn't too pleased with the offensive early on.

"I just didn't think offensively we played very technical -- kind of some streetball going on early," he said.

SCORING SUMMARY

QTR	Time	Team	Scoring Play	Drive / Time
1st	12:22	TTU	Batson, C. 13 yd pass from Mahomes, P. (Hatfield, C. kick)	10-75 / 2:38
	06:03	TTU	Coutee, K. 6 yd run (Hatfield, C. kick)	5-45 / 1:12
	01:10	TTU	Mahomes, P. 3 yd run (Hatfield, C. kick)	8-69 / 2:46
2nd	13:12	TTU	Mahomes, P. 7 yd run (Hatfield, C. kick)	6-78 / 1:40
	12:15	TTU	Giles, J. 22 yd pass from Mahomes, P. (Hatfield, C. kick)	1-22 / 0:08
	09:24	SFA	Ruiz, S. 43 yd field goal	11-49 / 2:51
	04:33	TTU	Cantrell, D. 8 yd pass from Mahomes, P. (Hatfield, C. kick)	4-93 / 1:20
	00:17	TTU	Hatfield, C. 31 yd field goal	10-86 / 3:23
3rd	07:50	TTU	Lauderdale, D. 14 yd pass from Mahomes (Hatfield, C. kick)	10-80 / 2:43
	02:42	SFA	Liggins, J. 9 yd pass from Conque, Z. (Ruiz, S. kick)	10-84 / 2:53
	01:08	TTU	Hatfield, C. 43 yd field goal	9-55 / 1:34
4th	12:11	SFA	Pace, T. 38 yd pass from Taylor, H. (Ruiz, S. kick)	5-75 / 1:38
	03:25	TTU	High, J. 9 yd pass from Shimonek, N. (Hatfield, C. kick)	12-70 / 3:31
	01:10	TTU	Dauphine, C. 27 yd run (Hatfield, C. kick)	1-27 / 0:18

RUSHING: Texas Tech - Mahomes, P. 10-57; Felton, Dem. 5-28; Stockton, J. 6-25; Dauphine, Corey 2-25; Coutee, Keke 1-6; Woodward, Caleb 1-2; Shimonek, Nic 3-minus 18. SFA - West, Joshawa 12-51; Amous, Kijana 7-36; Shaw, Jamall 5-5; Whitaker, Jacoby 2-minus 1; Taylor, Hunter 2-minus 5; TEAM 1-minus 9; Conque, Zach 6-minus 19.

PASSING: Texas Tech - Mahomes, P. 30-43-0-483; Shimonek, Nic 18-28-1-150. SFA - Conque, Zach 28-49-2-246; Taylor, Hunter 3-6-0-66.

RECEIVING: Texas Tech - Lauderdale, D. 7-49; High, Ja'Deion 6-54; Knutson, Kash 5-45; Giles, Jonathan 4-89; Stockton, J. 4-66; Batson, Cameron 3-24; White, Quinton 3-16; Davis, Reginald 2-80; Cantrell, Dylan 2-62; Willies, D. 2-47; Sadler, Ian 2-38; Brown, Tony 2-10; Vasher, T.J. 2-9; Shorts, Quan 1-16; Coutee, Keke 1-12; Rittimann, H. 1-9; Felton, Dem. 1-7. SFA - Liggins, Justice 10-80; Piper, Aaron 5-50; Sylvester, Robert 3-10; Pace, Tamrick 2-48; Hart, Trae 2-34; Hill, Kiki 2-20; Jones, Nick 2-19; West, Joshawa 2-9; Amous, Kijana 1-21; Taylor, Will 1-11; Ruffin, DeQuann 1-10.

INTERCEPTIONS: Texas Tech - Ward, Keenon 1-0; Nguema, Thierry 1-0. SFA - Starnes, Zack 1-0

TACKLES (UA-A): Texas Tech - Madison, Tevin 4-2; Jenkins, Malik 3-3; Nelson, Justis 5-0; Pipkins, Ondre 5-0; Ward, Keenon 5-0; Polite-Bray, DJ 4-0; Johnson, Jah. 2-2; Williams, Kris 2-2; Moore, Kevin 3-0; Hinton, D'Vonta 3-0; Brooks, Jordyn 2-1; Stice, Luke 2-1. SFA - Muhammad, Ahmad 4-3; Smith, Trevon 5-0; Walls, Marlon 5-0; Hall, Zach 4-1; Stone, George 3-1; Ghansah, Lawrence 2-2; Kanipes, Zack 2-2; Ward, Alize 3-0; Martin, Patrick 3-0; Starnes, Zack 3-0; Gregory, Alex 3-0; Williams, Germod 3-0; Miller, Price 2-1; Martin, Jack 2-1

TEAM STATISTICS

	SFA	TTU
FIRST DOWNS	24	37
RUSHES-YARDS (NET)	35-58	28-125
PASSING YDS (NET)	312	633
Passes Att-Comp-Int	55-31-2	71-48-1
TOTAL OFFENSE PLAYS-YARDS	90-370	99-758
Fumble Returns-Yards	0-0	0-0
Punt Returns-Yards	1-36	4-75
Kickoff Returns-Yards	7-146	2-42
Interception Returns-Yards	1-0	2-0
Punts (Number-Avg)	8-39.8	5-32.6
Fumbles-Lost	2-1	0-0
Penalties-Yards	3-25	7-42
Possession Time	30:46	29:14
Third-Down Conversions	5 of 17	7 of 15
Fourth-Down Conversions	0 of 2	0 of 1
Red-Zone Scores-Chances	2-3	9-9
Sacks By: Number-Yards	2-18	5-35

GAME 2 • ARIZONA STATE 68, TEXAS TECH 55

TEMPE, Ariz. -- Kalen Ballage tied an NCAA record by scoring eight touchdowns and had 185 all-purpose yards, helping Arizona State outlast Texas Tech 68-55 in a wild game Saturday night.

Two teams known for scoring points in bunches put on an offensive show in the desert, trading big plays and touchdowns on seemingly every snap.

Arizona State (2-0) opened up its playbook in an attempt to keep up with the Red Raiders.

Ballage was the focal point, scoring seven touchdowns on direct-snap runs and another on a 39-yard, double-reverse flea flicker. The junior matches the record set by Illinois' Howard Griffin in 1990.

Texas Tech (1-1) tried to keep up behind Patrick Mahomes, who threw for 540 yards and two touchdowns. The Red Raiders bogged down offensively in the second half, though, and had little defense against the quick-snapping Sun Devils.

Mahomes had two passes intercepted by Gump Hayes, including one that set up Ballage's seventh TD in the fourth quarter.

Ballage followed with a 75-yard run up the middle to match the record on his 13th touch of the game. He also tied the FBS record with four touchdowns in the second quarter.

SCORING SUMMARY

QTR	Time	Team	Scoring Play	Drive / Time
1st	10:13	ASU	Harry, N'Keal 10 yd pass from Wilkins, M. (Gonzalez, Z. kick)	6-43 / 1:44
	07:12	TTU	Mahomes, P. 1 yd run (Hatfield, C. kick)	8-47 / 3:00
	05:33	ASU	TEAM safety	
	01:14	TTU	Willies, D. 59 yd pass from Mahomes, P. (Hatfield, C. kick)	6-98 / 1:46
2nd	13:17	ASU	Ballage, K. 1 yd run (Gonzalez, Z. kick)	7-75 / 2:57
	12:55	TTU	Stockton, J. 75 yd pass from Mahomes, P. (Hatfield, C. kick)	2-75 / 0:22
	11:18	ASU	Ballage, K. 39 yd pass from Wilkins, M. (Gonzalez, Z. kick)	4-85 / 1:24
	08:30	ASU	Ballage, K. 1 yd run (Gonzalez, Z. kick)	5-50 / 1:53
	05:21	TTU	Cantrell, D. 11 yd pass from Mahomes (Hatfield kick failed)	9-75 / 3:09
	02:17	ASU	Ballage, K. 4 yd run (Gonzalez, Z. kick)	9-74 / 2:55
	00:53	TTU	Giles, J. 13 yd pass from Mahomes, P. (Hatfield, C. kick)	9-75 / 1:24
3rd	11:45	TTU	Stockton, J. 1 yd run (Hatfield, C. kick)	9-75 / 3:15
	08:32	ASU	Ballage, K. 2 yd run (Gonzalez, Z. kick)	7-84 / 3:08
	00:43	ASU	Ballage, K. 7 yd run (Gonzalez, Z. kick)	15-80 / 5:00
4th	10:57	ASU	Ballage, K. 1 yd run (Gonzalez, Z. kick)	1-1 / 0:04
	09:23	TTU	Felton, D. 5 yd run (Hatfield, C. kick)	6-75 / 1:34
	09:11	ASU	Ballage, K. 75 yd run (Gonzalez, Z. kick)	1-75 / 0:12
	08:16	TTU	Batson, C. 66 yd pass from Mahomes, P. (Hatfield, C. kick)	4-75 / 0:55
	03:04	ASU	Gonzalez, Z. 43 yd field goal	11-53 / 0:56

RUSHING: Texas Tech - Mahomes, P. 11-44; Stockton, J. 7-20; Felton, Dem. 1-5; White, Quinton 2-4; Team 1-minus 1. Arizona State - Ballage, Kalen 13-137; Richard, Demario 30-109; Wilkins, Manny 10-55.

PASSING: Texas Tech - Mahomes, P. 38-53-2-540. Arizona State - Wilkins, Manny 28-37-0-351.

RECEIVING: Texas Tech - Batson, Cameron 9-148; Giles, Jonathan 9-71; Lauderdale, D. 7-57; Stockton, J. 3-95; Cantrell, Dylan 3-25; White, Quinton 2-34; Willies, D. 1-59; Sadler, Ian 1-22; Davis, Reginald 1-16; Coutee, Keke 1-8; Felton, Dem. 1-5. Arizona State - Harry, N'Keal 6-72; White, Tim 6-40; Harvey, Jalen 4-39; Richard, Demario 3-31; Gammage, Fred 3-31; Kohl, Kody 2-67; Ballage, Kalen 2-48; Smith, Cameron 2-23.

INTERCEPTIONS: Texas Tech - None; Arizona State - Hayes, D. 2-19.

TACKLES (UA-A): Texas Tech - Brooks, Jordyn 10-0; Jenkins, Malik 7-1; Stice, Luke 7-0; Nguema, Thierry 7-0; Nelson, Justis 5-1; Ward, Keenon 5-1; Johnson, Jah. 4-1; Polite-Bray, DJ 4-1; Williams, Kris 4-0; Hill, Kolin 3-1; Stringer, B. 3-0; Madison, Tevin 3-0; Moore, Gary 3-0; Gilmore, L. 3-0.

Arizona State - Orr, Kareem 8-0; Perry, Armand 5-2; Hayes, D. 5-1; Latu, Alani 4-1; Calhoun, DJ 4-1; Wicker, JoJo 4-0; Crump, Koron 3-0; Mendoza, Carlos 1-2;

TEAM STATISTICS

	TTU	ASU
FIRST DOWNS	28	34
RUSHES-YARDS (NET)	22-72	53-301
PASSING YDS (NET)	540	351
Passes Att-Comp-Int	53-38-2	37-28-0
TOTAL OFFENSE PLAYS-YARDS	75-612	90-652
Fumble Returns-Yards	0-0	0-0
Punt Returns-Yards	1-0	2-14
Kickoff Returns-Yards	0-0	8-179
Interception Returns-Yards	0-0	2-19
Punts (Number-Avg)	4-43.0	4-52.0
Fumbles-Lost	1-0	0-0
Penalties-Yards	9-94	6-60
Possession Time	23:46	36:14
Third-Down Conversions	6 of 13	9 of 16
Fourth-Down Conversions	1 of 1	2 of 2
Red-Zone Scores-Chances	5-5	7-7
Sacks By: Number-Yards	0-0	2-9



GAME 3 • TEXAS TECH 59, LOUISIANA TECH 45

LUBBOCK, Texas -- Patrick Mahomes II threw for five touchdowns, three to Jonathan Giles, and ran for another to lead Texas Tech past Louisiana Tech 59-45 on Saturday night.

Giles finished with six catches for 186 yards.

Mahomes threw touchdown passes of 64, 36, 9, 42 and 4. The junior, who came into the game leading the nation in total offense, completed 26 of 36 passes for 470 yards.

Demarcus Felton rushed for 123 yards on 16 carries and had two touchdowns.

The Bulldogs fell behind 35-10 and couldn't quell the Red Raiders up-tempo offense enough to pull off a comeback. They got within 11 points twice.

The Red Raiders (2-1) didn't punt at all on Saturday and scored on six of their first seven possessions.

Jarred Craft had 151 yards on 21 carries and Trent Taylor caught six passes for 166 yards for the Bulldogs (1-2).

Jones AT&T Stadium (57,515) September 17, 2016					
SCORE BY QUARTERS	1	2	3	4	FINAL
Louisiana Tech	3	14	14	14	45
Texas Tech	21	14	7	17	59

SCORING SUMMARY

QTR	Time	Team	Scoring Play	Drive / Time
1st	09:57	TTU	Felton, D. 12 yd run (Hatfield, C. kick),	12-75 / 5:03
	04:06	LATECH	BARNES, J. 20 yd field goal,	13-77 / 5:51
	03:41	TTU	Giles, J. 64 yd pass from Mahomes (Hatfield kick)	2-75 / 0:25
	02:07	TTU	Giles, J. 36 yd pass from Mahomes (Hatfield kick)	3-63 / 0:37
2nd	14:45	LATECH	MCKNIGHT, K. 1 yd run (BARNES, J. kick)	6-71 / 2:22
	12:04	TTU	Cantrell, D. 9 yd pass from Mahomes (Hatfield kick)	9-75 / 2:41
	09:01	TTU	Giles, J. 42 yd pass from Mahomes (Hatfield kick)	5-64 / 1:58
	00:09	LATECH	CRAFT, J. 1 yd run (BARNES, J. kick)	9-78 / 2:09
3rd	10:24	LATECH	MCKNIGHT, K. 1 yd run (BARNES, J. kick)	12-75 / 4:36
	06:17	TTU	Batson, C. 4 yd pass from Mahomes (Hatfield kick)	11-75 / 4:07
	04:40	LATECH	HENDERSON, C. 54 yd pass from HIGGINS (BARNES, J. kick)	4-75 / 1:37
4th	14:21	TTU	Felton, D. 8 yd run (Hatfield, C. kick)	11-75 / 5:19
	07:10	TTU	Hatfield, C. 24 yd field goal	8-53 / 2:48
	06:22	LATECH	TAYLOR, T. 76 yd pass from HIGGINS, R. (BARNES kick)	2-75 / 0:48
	02:33	TTU	Mahomes, P. 2 yd run (Hatfield, C. kick)	8-61 / 3:49
	00:23	LATECH	TAYLOR, T. 37 yd pass from HIGGINS, R. (BARNES, J. kick)	6-75 / 2:10

RUSHING: Louisiana Tech - CRAFT, Jarred 21-151; HIGGINS, Ryan 8-57; BONNETTE, R. 1-29; HENDERSON, C. 1-11; SCOTT, Boston 2-7; MCKNIGHT, K. 3-6. **Texas Tech-** Felton, Dem. 16-123; Mahomes II, Patrick 12-37; Stockton, Justin 11-34; White, Jr., Quinton 2-4; Team 2-minus 2.

PASSING: Louisiana Tech - HIGGINS, Ryan 20-32-0-311. **Texas Tech** - Mahomes II, Patrick 26-36-0-470.

RECEIVING: Louisiana Tech - HENDERSON, C. 9-130; TAYLOR, Trent 7-166; SMITH, Alfred 2-4; SCOTT, Boston 1-9; CRAFT, Jarred 1-2. **Texas Tech** - Giles, Jonathan 6-186; Cantrell, Dylan 6-81; Willies, Derrick 3-38; Stockton, Justin 3-30; Sadler, Ian 2-53; Batson, Cameron 2-25; Lauderdale, Devin 1-27; White, Jr., Quinton 1-12; Coutee, Keke 1-9; Davis III, Reginald 1-9.

INTERCEPTIONS: Louisiana Tech - None. **Texas Tech** - None.

FUMBLES: Louisiana Tech- CRAFT, Jarred 1-0. **Texas Tech-** Mahomes II, Patrick 1-0.

TACKLES (UA-A): Louisiana Tech - COOPER, S. 11-1; FARRIS, Russell 5-3; HARRIS, Jordan 6-1; KING, DaMarion 4-1; WOODS, Xavier 4-0; FERGUSON, J. 3-1; SANTOS, Dalton 2-2; GROGAN, Lloyd 3-0; NOLAND, C. 3-0; YDARRAGA, M. 2-0; DUNN, Roland 2-0; GARNER, K. 2-0; TURNER, I. 1-0; BRADFORD, J. 1-0; LEWIS, Ronald 1-0; SAM, Prince 1-0; TRAVIS, Darrell 1-0; LEWIS, Darryl 0-1; WOODALL, Alex 0-1; SPENCER, Trey 0-1. **Texas Tech** - Johnson, Jah'Shawn 8-0; Brooks, Jordyn 4-3; Hinton, D'Vonta 4-2; Jenkins, Malik 3-2; Coleman, Douglas 3-2; Nguema, Thierry 4-0; Hill, Kolin 3-0; Nelson, Justis 2-1; Ward, Keenon 2-0; Moore, Gary 1-1; Wallace, Joseph 1-1; Williams, Kris 1-1; Pipkins, Ondre 1-1; Fehoko, Breiden 1-0; Allen, Kisean 1-0; Wesley, Antoine 1-0; Hendrix, Payton 1-0; Ward, Da'Leon 0-1; Stice, Luke 0-1.

TEAM STATISTICS

	LATECH	TTU
FIRST DOWNS	27	35
RUSHES-YARDS (NET)	36-261	43-196
PASSING YDS (NET)	311	470
Passes Att-Comp-Int	32-20-0	36-26-0
TOTAL OFFENSE PLAYS-YARDS	68-572	79-666
Fumble Returns-Yards	0-0	0-0
Punt Returns-Yards	0-0	2-10
Kickoff Returns-Yards	4-82	1-18
Interception Returns-Yards	0-0	0-0
Punts (Number-Avg)	3-40.3	0-0.0
Fumbles-Lost	1-0	1-0
Penalties-Yards	8-89	11-95
Possession Time	27:54	32:06
Third-Down Conversions	4 of 10	8 of 10
Fourth-Down Conversions	1 of 2	0 of 0
Red-Zone Scores-Chances	4-4	6-7
Sacks By: Number-Yards	2-20	1-4

GAME 4 • TEXAS TECH 55, KANSAS 19

LUBBOCK, Texas -- Backup quarterback Nic Shimonek threw for four touchdowns and 271 yards to lead Texas Tech past Kansas 55-19 Thursday night in each team's Big 12 opener.

Shimonek came in after starter Patrick Mahomes II, who also threw for four TDs, got injured in the third quarter.

Mahomes, who threw for 277 yards and had one interception, left the game after a 32-yard run that ended with him going down hard on his right shoulder. After being checked briefly on the sideline, he tried to throw one pass before going into the locker room for further evaluation.

Shimonek threw TDs for 4, 37, 31 and 59 yards, while Mahomes' scoring strikes were for 14, 18, 17 and 6.

Jonathan Giles led Texas Tech (3-1) with 12 catches for 219 yards. The defeat for Kansas (1-3) made it 40 straight losses in games away from Lawrence, Kansas. The Red Raiders have scored at least 50 points in nine straight home games.

Jones AT&T Stadium (56,494) September 29, 2016					
SCORE BY QUARTERS	1	2	3	4	FINAL
Kansas	0	9	10	0	19
Texas Tech	14	14	13	14	55

SCORING SUMMARY

QTR	Time	Team	Scoring Play	Drive / Time
1st	13:18	TTU	Giles, Jonathan 14 yd pass from Mahomes (Hatfield kick),	5-75 1:42
	09:55	TTU	Batson, Cameron 18 yd pass from Mahomes (Hatfield kick),	8-73 2:30
2nd	14:53	KU	Loneker, Keith safety,	
	07:35	TTU	Lauderdale, Devin 17 yd pass from Mahomes (Hatfield kick),	7-61 2:26
	05:12	KU	Harrell, Chase 18 yd pass from Willis, Ryan (Wyman, kick),	7-75 2:23
	00:48	TTU	Willies, Derrick 6 yd pass from Mahomes (Hatfield kick),	11-75 4:24
3rd	12:18	KU	Sims, Steven 11 yd pass from Cozart, Montell (Wyman kick),	7-39 2:16
	07:22	KU	Wyman, Matthew 35 yd field goal	9-20 3:11
	04:56	TTU	Cantrell, Dylan 4 yd pass from Shimonek (Hatfield kick failed)	7-75 2:26
	00:00	TTU	Coutee, Keke 37 yd pass from Shimonek, Nic (Hatfield kick),	9-68 4:37
4th	08:41	TTU	Coutee, Keke 31 yd pass from Shimonek, Nic (Hatfield, kick),	3-86 1:31
	04:54	TTU	Giles, Jonathan 59 yd pass from Shimonek, Nic (Hatfield kick),	5-84 1:40

RUSHING: Kansas-Kinner, Ke'aun 9-45; Herbert, Khalil 7-22; Taylor Martin 4-13; Stanley, Carter 1-3; Loneker, Keith 1-0; Evans, Denzell 1-minus 1; TEAM 1-minus 7; Willis, Ryan 4-minus 29. **Texas Tech-** Felton, Dem. 11-48; Mahomes II, Patrick 8-27; Stockton, Justin 3-7; Shimonek, Nic 1-minus 2; Baughman, Erik 1-minus 7. **PASSING:** Kansas-Willis, Ryan 14-26-0-142; Cozart, Montell 9-20-1-97; Stanley, Carter 2-2-0-11. **Texas Tech-** Mahomes II, Patrick 27-34-1-277; Shimonek, Nic 15-21-0-271.

RECEIVING: Kansas-Sims, Steven 6-59; Johnson, Ben 5-86; Gonzalez, L. 5-51; Booker, J. 3-14; Harrell, Chase 2-24; Barbel, Shakiem 1-9; Hartzog, Bobby 1-5; Kinner, Ke'aun 1-3; Herbert, Khalil 1-minus 1. **Texas Tech-** Giles, Jonathan 12-219; Batson, Cameron 8-88; Cantrell, Dylan 5-70; Lauderdale, Devin 4-24; Coutee, Keke 3-73; Sadler, Ian 3-35; Felton, Dem. 2-13; Stockton, Justin 2-minus 8; Brown, Tony 1-19; White, Jr., Quinton 1-9; Willies, Derrick 1-6.

INTERCEPTIONS: Kansas-Smithson, Fish 1-0. **Texas Tech-** Johnson, Jah'Shawn 1-0.

FUMBLES: Kansas-TEAM 1-1; Willis, Ryan 1-0. **Texas Tech-** Mahomes II, Patrick 1-0; Baughman, Erik 1-0; Batson, Cameron 1-1.

SACKS (UA-A): Kansas-Armstrong, D. 2-0; Rosser, Cameron 1-0. **Texas Tech-** Williams, Kris 3-0; Fehoko, Breiden 1-0.

TACKLES (UA-A): Kansas-Lee, Mike 8-1; Arnick, C. 4-1; Roberts, M. 4-1; Smithson, Fish 3-2; Shaw, Tevin 3-2; Miller, Tyrone 4-0; Mosby, Damani 3-1; Armstrong, D. 3-0; Rosser, Cameron 3-0; Tormeden, Bryce 2-1; Ogletree, M. 2-0; Loneker, Keith 1-1; Bates, Bazie 1-1; Graham, Chevy 1-1; Bean, Isaiah 1-1; Wise, Daniel 1-1; Stewart, B. 1-0; Davis, Deelsaac 1-0; Olobia, Anthony 1-0; Williams, D.J. 1-0; Patrick, Tyler 1-0; Klusman, Logan 0-1; Neal, Derrick 0-1. **Texas Tech-** Smith, Desmon 5-1; Nguema, Thierry 5-0; Allen, Kisean 4-1; Polite-Bray, DJ 4-1; Johnson, Jah'Shawn 4-1; Stringer, Brayden 3-2; Williams, Kris 4-0; Washington, B. 3-0; Moore, Gary 2-1; Nelson, Justis 2-1; Brooks, Jordyn 2-1; Hill, Kolin 1-2; Hinton, D'Vonta 2-0; Fehoko, Breiden 2-0; Moore, Kevin 1-0; Thomas, Mychealon 1-0; Coleman, Douglas 1-0; Reed, Mason 0-1; Stice, Luke 0-1; Pipkins, Ondre 0-1.

TEAM STATISTICS

	KU	TTU
FIRST DOWNS	17	34
RUSHES-YARDS (NET)	28-46	24-73
PASSING YDS (NET)	250	548
Passes Att-Comp-Int	48-25-1	55-42-1
TOTAL OFFENSE PLAYS-YARDS	76-296	79-621
Fumble Returns-Yards	0-0	0-0
Punt Returns-Yards	0-0	3-10
Kickoff Returns-Yards	3-59	0-0
Interception Returns-Yards	1-0	1-0
Punts (Number-Avg)	10-37.7	4-40.0
Fumbles-Lost	2-1	3-1
Penalties-Yards	7-55	12-70
Possession Time	27:12	32:48
Third-Down Conversions	6 of 18	4 of 10
Fourth-Down Conversions	0 of 0	0 of 2
Red-Zone Scores-Chances	3-3	5-5
Sacks By: Number-Yards	3-32	4-28



GAME 5 • KANSAS STATE 44, TEXAS TECH 38

MANHATTAN, Kan. (AP) — Kansas State scored touchdowns on defense and special teams, shut down high-flying Texas Tech in the second half and held on for a 44-38 victory over the Red Raiders on Saturday night.

Jesse Ertz scored on the ground and through the air, Charles Jones ran for 128 yards and another touchdown, and Matt McCrane hit three field goals as the Wildcats (3-2, 1-1 Big 12) beat the Red Raiders (3-2, 1-1) for the fifth time in their last six meetings.

Patrick Mahomes II, despite an ailing shoulder, still threw for 504 yards and two touchdowns while running for three more scores. But the Red Raiders' junior quarterback also threw a pick that was returned for seven and failed to convert three fourth downs in the second half.

The Wildcats' Byron Pringle returned a kickoff 99 yards for a score with 1:31 remaining in the half, giving Kansas State a 31-28 advantage.

Late in the third quarter, a sack gave the Wildcats the ball at the Texas Tech 47 -- and set them up for a touchdown that made it 38-31.

SCORING SUMMARY

QTR	Time	Team	Scoring Play	Drive / Time
1st	09:48	TTU	Mahomes II, Patrick 1 yd run (Hatfield, Clayton kick),	14-85 5:12
	06:28	KS	Zuber, Isaiah 12 yd pass from Ertz, Jesse (McCrane, M. kick)	7-66 3:12
	04:19	KS	Reed, D.J. 35 yd interception return (McCrane, M. kick)	
	02:38	TTU	Coutee, Keke 61 yd pass from Mahomes II (Hatfield kick)	4-75 1:41
2nd	14:09	KS	McCrane, M. 20 yd field goal	9-57 3:23
	11:19	TTU	Mahomes II, Patrick 16 yd run (Hatfield, Clayton kick)	7-68 2:42
	05:43	KS	Ertz, Jesse 1 yd run (McCrane, M. kick)	10-72 5:30
	01:47	TTU	Mahomes II, Patrick 3 yd run (Hatfield, Clayton kick)	11-80 3:51
	01:31	KS	Pringle, Byron 99 yd kickoff return (McCrane, M. kick)	
3rd	05:17	TTU	Hatfield, Clayton 34 yd field goal	6-45 2:18
4th	14:07	KS	Jones, Charles 2 yd run (McCrane, M. kick)	8-47 2:36
	06:05	KS	McCrane, M. 25 yd field goal	12-71 6:28
	01:56	KS	McCrane, M. 42 yd field goal	4--5 2:17
	00:05	TTU	Batson, Cameron 15 yd pass from Mahomes (Hatfield kick)	8-75 1:51

RUSHING: **Texas Tech**-Felton, Dem. 14-66; White, Jr., Quinton 2-8; Mahomes II, Patrick 9-minus 3; Stockton, Justin 3-minus 8. **Kansas State**-Jones, Charles 19-128; Ertz, Jesse 10-83; Warmack, Dalvin 8-21; Dimel, Winston 1-1; TEAM 1-minus 2.

PASSING: **Texas Tech**-Mahomes II, Patrick 45-62-1-504; Batson, Cameron 1-1-0-25. **Kansas State**-Ertz, Jesse 10-20-0-104.

RECEIVING: **Texas Tech**-Cantrell, Dylan 11-87; Lauderdale, Devin 7-92; Batson, Cameron 5-50; Coutee, Keke 5-130; Giles, Jonathan 4-49; Davis III, Reginald 4-34; Sadler, Ian 3-26; Stockton, Justin 3-13; Willies, Derrick 2-18; White, Jr., Quinton 1-25; Felton, Dem. 1-5. **Kansas State**-Zuber, Isaiah 3-35; Pringle, Byron 2-26; Heath, D. 2-21; Burton, Deante 2-16; Jones, Charles 1-6.

INTERCEPTIONS: **Texas Tech**-None. **Kansas State**-Reed, D.J. 1-35.

SACKS (UA-A): **Texas Tech**-None. **Kansas State**-Willis, Jordan 2-0; Walker, Reggie 1-0.

TACKLES (UA-A): **Texas Tech**-Allen, Kisean 5-1; Brooks, Jordyn 5-1; Hinton, D'Vonta 5-0; Pipkins, Ondre 5-0; Moore, Gary 4-0; Banks, Paul 4-0; Stice, Luke 3-0; Fehoko, Breiden 3-0; Jenkins, Malik 3-0; Polite-Bray, DJ 2-0; Hill, Kolin 2-0; Johnson, Jah'Shawn 2-0; Williams, Kris 1-0; Washington, B. 1-0; Nelson, Justis 1-0; Nguema, Thierry 1-0. **Kansas State**-Shelley, Duke 9-0; Lee, Elijah 7-1; Adams, Kendall 7-0; Starks, Donnie 7-0; Reed, D.J. 7-0; Moore, C. 6-1; Barnett, Dante 4-0; Willis, Jordan 4-0; Walker, Reggie 3-0; Geary, Will 2-1; Tanking, Trent 2-0; Sullivan, E. 2-0; Wood, Tanner 1-1; Dozier, Cedric 1-0; Barnes, Alex 1-0; Mack, Ryan 1-0; Johnston, Chase 1-0.

TEAM STATISTICS

	TTU	KSU
FIRST DOWNS	33	21
RUSHES-YARDS (NET)	28-63	39-231
PASSING YDS (NET)	529	104
Passes Att-Comp-Int	63-46-1	20-10-0
TOTAL OFFENSE PLAYS-YARDS	91-592	59-335
Fumble Returns-Yards	0-0	0-0
Punt Returns-Yards	2-14	0-0
Kickoff Returns-Yards	5-83	6-181
Interception Returns-Yards	0-0	1-35
Punts (Number-Avg)	2-52.0	3-50.3
Fumbles-Lost	0-0	0-0
Penalties-Yards	9-100	6-50
Possession Time	31:22	28:38
Third-Down Conversions	9 of 16	4 of 11
Fourth-Down Conversions	0 of 3	1 of 1
Red-Zone Scores-Chances	5-6	6-6
Sacks By: Number-Yards	0-0	3-33

GAME 6 • NO. 20 WEST VIRGINIA 48, TEXAS TECH 17

LUBBOCK, Texas (AP) — Skylar Howard ran for two touchdowns and threw for another to lead No. 20 West Virginia past Texas Tech, 48-17, on Saturday to keep the Mountaineers unbeaten and in the hunt for the Big 12 title.

The Mountaineers (5-0, 2-0 Big 12) held Texas Tech (3-3, 1-2) to its lowest offensive output this season, just 379 yards. Patrick Mahomes II threw for 305 yards, his second-lowest passing total of the season, and was replaced in the fourth quarter by Nic Shimonek.

A 14-point turnaround in the second quarter helped the Mountaineers gain momentum. Sean Walters' interception at the West Virginia 11 led to a TD pass from Howard to Justin Crawford at the other end of the field to put the Mountaineers up 17-7.

Howard completed 21 of 31 passes for 318 yards. Rushel Shell, who finished with 104 yards rushing for West Virginia, scored two rushing TDs in the fourth quarter as the Mountaineers pulled away.

SCORING SUMMARY

QTR	Time	Team	Scoring Play	Drive / Time
1st	09:30	WVU	Crawford, J 10 yd run (Molina, Mike kick)	9-91 2:59
	01:51	TTU	Giles, Jonathan 44 yd pass from Mahomes (Hatfield kick)	9-74 4:35
	00:17	WVU	Molina, Mike 34 yd field goal	7-58 1:34
2nd	07:03	WVU	Crawford, J 5 yd pass from Howard, Skylar (Molina, Mike kick)	10-89 4:05
	04:22	WVU	Howard, Skylar 8 yd run (Molina, Mike kick)	7-72 1:56
3rd	10:04	TTU	Hatfield, Clayton 42 yd field goal	10-51 4:56
	06:04	WVU	Molina, Mike 22 yd field goal	11-70 4:00
4th	14:51	WVU	Howard, Skylar 1 yd run (Molina, Mike kick)	8-83 2:58
	10:24	WVU	Shell, Rushel 14 yd run (Molina, Mike kick)	3-32 1:21
	08:13	TTU	Giles, Jonathan 16 yd pass from Shimonek, Nic (Hatfield kick)	8-48 2:11
	02:16	WVU	Shell, Rushel 3 yd run (Molina, Mike kick)	10-75 5:57

RUSHING: **West Virginia**-Shell, Rushel 21-104; McKoy, Kennedy 4-99; Howard, Skylar 12-89; Crawford, J 7-42; Wellman, Elijah 2-minus 2. **Texas Tech**-Ward, Da'Leon 6-27; Felton, Dem. 5-18; Stockton, Justin 2-5; Nunez, Talar 1-minus 6; Mahomes II, Patrick 13-minus 10.

PASSING: **West Virginia**-Howard, Skylar 21-31-0-318. **Texas Tech**-Mahomes II, Patrick 28-44-1-305; Shimonek, Nic 4-6-0-40.

RECEIVING: **West Virginia**-White, Ka'Rawn 7-67; Durante, Jovon 4-83; Gibson, Shelton 4-14; Shorts, Daikiel 3-100; Jennings, Gary 1-47; Crawford, J 1-5; Shell, Rushel 1-2. **Texas Tech**-Giles, Jonathan 8-136; Coutee, Keke 6-61; Stockton, Justin 5-21; Batson, Cameron 5-19; Sadler, Ian 4-93; Lauderdale, Devin 2-14; Felton, Dem. 2-1.

INTERCEPTIONS: **West Virginia**-Walters, Sean 1-0. **Texas Tech**-None.

FUMBLES: **West Virginia**-None. **Texas Tech**-Mahomes II, Patrick 1-0.

SACKS (UA-A): **West Virginia**-Howard, Darrien 1-0; Douglas, Rasul 1-0; Walters, Sean 1-0; Brown, C 1-0. **Texas Tech**-None.

TACKLES (UA-A): **West Virginia**-White, Kyzir 5-0; Tyler, Jeremy 4-1; Arndt, Justin 3-2; Benton, A 3-2; Long, David 3-2; Harper, Jarrod 4-0; Howard, Darrien 3-1; Walters, Sean 3-0; Douglas, Rasul 3-0; Fleming, M 3-0; Brown, C 3-0; Donahue, Reese 2-0; Nwachukwu, N 2-0; Shuler II, Adam 1-1; Crawford, A. 1-0; Jennings, Gary 1-0; Meadows, Nick 1-0; Gross, Marvin 1-0; Shariff, Khairi 1-0; Christian, H 1-0; Battle, Elijah 0-1; Pegues, Xavier 0-1; Preston, Xavier 0-1. **Texas Tech**-Johnson, Jah'Shawn 8-2; Brooks, Jordyn 6-1; Allen, Kisean 6-0; Hendrix, Payton 4-1; Banks, Paul 4-1; Hinton, D'Vonta 3-0; Nelson, Justis 3-0; Stringer, Brayden 2-1; Moore, Kevin 2-0; Hill, Kolin 2-0; Washington, B. 2-0; Polite-Bray, DJ 1-1; Fehoko, Breiden 0-2; Jenkins, Malik 0-2; Williams, Kris 1-0; Picone, Johnathan 1-0; Thomas, Mychealon 1-0; Barnes, Zach 1-0; Nguema, Thierry 1-0; Parker, Justus 1-0; Moore, Gary 0-1.

TEAM STATISTICS

	WVU	TTU
FIRST DOWNS	28	21
RUSHES-YARDS (NET)	46-332	27-34
PASSING YDS (NET)	318	345
Passes Att-Comp-Int	31-21-0	50-32-1
TOTAL OFFENSE PLAYS-YARDS	77-650	77-379
Fumble Returns-Yards	0-0	0-0
Punt Returns-Yards	2-4	1-19
Kickoff Returns-Yards	1-25	3-73
Interception Returns-Yards	1-0	0-0
Punts (Number-Avg)	1-45.0	4-36.5
Fumbles-Lost	0-0	1-0
Penalties-Yards	9-95	10-103
Possession Time	29:38	30:22
Third-Down Conversions	7 of 13	10 of 19
Fourth-Down Conversions	1 of 1	1 of 3
Red-Zone Scores-Chances	8-8	2-3
Sacks By: Number-Yards	4-47	0-0



THE LAST TIME TEXAS TECH...

OFFENSE (TEAM)

SCORING (All Games)

Scored 50 or more points	59, vs. Kansas (2016)
Scored 60 or more points	69, vs. Stephen F. Austin (2016)
Scored 70 or more points	75, vs. Northwestern State (2007)
Scored 80 or more points	80, vs. Sam Houston State (2005)

Was held to 10 or fewer points	6, vs. #2 Oklahoma State (2011)
Was held to 7 or fewer points	6, vs. #2 Oklahoma State (2011)
Was held to 3 or fewer points	3, at #20 TCU (2006)
Was shutout	0, at #2 Nebraska (1997)
Was shutout in back-to-back games	vs. SMU, 0-14, at Rice, 0-14 (1962)
Was held without an offensive touchdown	vs. #2 Oklahoma State (2011)
Was held without a touchdown	at #20 TCU (2006)

Allowed 50 or more points	68, at Arizona State (2016)
Allowed 60 or more points	68, at Arizona State (2016)
Allowed 70 or more points	70, vs. #12 Oklahoma State (2015)
Allowed 80 or more points	82, at #10 TCU (2014)

Shutout opponent	vs. Southeastern Louisiana, 62-0 (2006)
Shutout opponent in back-to-back games	at Texas Wesleyan, 13-0 at New Mexico, 27-0 (1949)
Shutout opponent in a half	at Kansas, 20-0 (2015)
Held opponent without an offensive touchdown	vs. Northwestern State, 44-6 (2012)

SCORING (Home Games)

Scored 50 or more points	59, vs. Kansas (2016)
Scored 60 or more points	69, vs. Stephen F. Austin (2016)
Scored 70 or more points	75, vs. Northwestern State (2007)
Scored 80 or more points	80, vs. Sam Houston State (2005)

Was held to 10 or fewer points	6, vs. #2 Oklahoma State (2011)
Was held to 7 or fewer points	6, vs. #2 Oklahoma State (2011)
Was held to 3 or fewer points	3, vs. #1 Nebraska (2000)
Was shutout	0, vs. #20 Arkansas (1987)
Was held without an offensive touchdown	vs. #2 Oklahoma State (2011)
Was held without a touchdown	vs. #1 Nebraska (2000)

Allowed 50 or more points	70, vs. #12 Oklahoma State (2015)
Allowed 60 or more points	70, vs. #12 Oklahoma State (2015)

Shutout opponent	vs. Southeastern Louisiana, 62-0 (2006)
Held opponent without an offensive touchdown	vs. Northwestern State, 44-6 (2012)
Shutout opponent in a half	vs. #24 TCU (2013)

SCORING (Away Games)

Scored 50 or more points	55, at Arizona State (2016)
Scored 60 or more points	63, at #19 Kansas (2008)
Scored 70 or more points	N/A

Was held to 10 or fewer points	7, at #16 Oklahoma (2010)
Was held to 7 or fewer points	7, at #16 Oklahoma (2010)
Was held to 3 or fewer points	3, at #20 TCU (2006)
Was shutout	0, at #2 Nebraska (1997)
Was held without an offensive touchdown	at #20 TCU (2006)
Was held without a touchdown	at #20 TCU (2006)

Allowed 50 or more points	68, at Arizona State (2016)
Allowed 60 or more points	68, at Arizona State (2016)
Allowed 70 or more points	82, at #10 TCU (2014)

Shutout opponent	at Baylor, 28-0 (2005)
Held opponent without an offensive touchdown	at #20 TCU, 3-12 (2006)
Shutout opponent in a half	at Kansas, 20-0 (2015)

TOTAL OFFENSE

Had 550 or more total yards	592, at Kansas State (2016)
Had 600 or more total yards	621, vs. Kansas (2016)
Had 650 or more total yards	666, vs. Louisiana Tech (2016)
Had 700 or more total yards	758, vs. Stephen F. Austin (2016)
Had 750 or more total yards	758, vs. Stephen F. Austin (2016)

Was held to 300 or fewer total yards	270, vs. #2 Oklahoma State (2011)
Was held to 250 or fewer total yards	144, vs. #4 Texas (2010)
Was held to 200 or fewer total yards	144, vs. #4 Texas (2010)
Was held to 150 or fewer total yards	144, vs. #4 Texas (2010)
Was held to 100 or fewer total yards	90, vs. #8 Miami (Fla.) (1990)

RUSHING ATTEMPTS

Had 40 or more rushing attempts	43, vs. Louisiana Tech (2016)
Had 45 or more rushing attempts	51, at Texas (2015)
Had 50 or more rushing attempts	51, at Texas (2015)
Had 55 or more rushing attempts	55, at Baylor (1999)
Had 60 or more rushing attempts	61, vs. North Texas (1998)
Had 64 or more rushing attempts	64, vs. #20 Texas A&M (1997)

Was held to 20 or fewer rushing attempts	14, at #22 Kansas State (2014)
Was held to 15 or fewer rushing attempts	14, at #22 Kansas State (2014)
Was held to 10 or fewer rushing attempts	7, at #15 Texas (2007)

RUSHING OFFENSE

Had 200 or more rushing yards	293, at Texas (2015)
Had 250 or more rushing yards	293, at Texas (2015)
Had 300 or more rushing yards	325, vs. New Mexico (2012)
Had 350 or more rushing yards	453, vs. Louisiana-Lafayette (1997)
Had 400 or more rushing yards	453, vs. Louisiana-Lafayette (1997)
Had 450 or more rushing yards	482, vs. Baylor (1996)

Was held to 50 or fewer rushing yards	34, vs. West Virginia (2016)
Was held to 40 or fewer rushing yards	34, vs. West Virginia (2016)
Was held to 30 or fewer rushing yards	29, vs. #22 LSU (2015)
Was held to 20 or fewer rushing yards	-14, vs. #25 Texas (2010)
Was held to 10 or fewer rushing yards	-14, vs. #25 Texas (2010)
Was held to negative rushing yards	-14, vs. #25 Texas (2010)

RUSHING TOUCHDOWNS

Had 4 or more rushing touchdowns	4, vs. Stephen F. Austin (2016)
Had 5 or more rushing touchdowns	5, at Texas (2015)
Was held without a rushing touchdown	vs. West Virginia (2016)
Was held without a rushing TD in back-to-back games	at #24 Oklahoma State/at #22 Kansas State (2014)
Was held without a rushing TD in 3 consecutive games	5 games (2006)

PASSING ATTEMPTS

Had 60 or more passing attempts	63, at Kansas State (2016)
Had 65 or more passing attempts	71, vs. Stephen F. Austin (2016)
Had 70 or more passing attempts	71, vs. Stephen F. Austin (2016)
Had 75 or more passing attempts	78, vs. Iowa State (2003)

Was held to 35 or fewer passing attempts	31, vs. West Virginia (2016)
Was held to 30 or fewer passing attempts	25, vs. Nebraska (2008)
Was held to 25 or fewer passing attempts	25, vs. Nebraska (2008)
Was held to 20 or fewer passing attempts	17, vs. Oklahoma (1999)
Was held to 15 or fewer passing attempts	14, vs. Iowa State (1999)
Was held to 10 or fewer passing attempts	10, at Texas (1997)



THE LAST TIME TEXAS TECH...

PASSING COMPLETIONS

Had 47 or more passing completions	48, vs. Stephen F. Austin (2016)
Had 48 or more passing completions	48, vs. Stephen F. Austin (2016)
Had 49 or more passing completions	50, vs. SMU (2007)
Had 50 or more passing completions	50, vs. SMU (2007)
Had 51 or more passing completions	52, vs. Iowa State (2003)
Had 52 or more passing completions	52, vs. Iowa State (2003)

Was held to 20 or fewer passing completions	17, at UTEP (2014)
Was held to 16 or fewer passing completions	16, vs. #13 Alabama (2005)
Was held to 10 or fewer passing completions	9, vs. Oklahoma (1999)
Was held to 8 or fewer passing completions	8, vs. Iowa State (1999)
Was held to 5 or fewer passing completions	3, at Texas (1997)

PASSING OFFENSE

Had 400 or more passing yards	529, at Kansas State (2016)
Had 450 or more passing yards	529, at Kansas State (2016)
Had 500 or more passing yards	529, at Kansas State (2016)
Had 550 or more passing yards	633, vs. Stephen F. Austin (2016)
Had 600 or more passing yards	633, vs. Stephen F. Austin (2016)
Had 650 or more passing yards	669, vs. Kansas State (2005)

Was held to 200 or fewer passing yards	199, at West Virginia (2015)
Was held to 150 or fewer passing yards	144, at #16 Oklahoma (2010)
Was held to 100 or fewer passing yards	74, vs. Oklahoma State (1998)
Was held to 50 or fewer passing yards	42, vs. Rice (1989)

PASSING TOUCHDOWNS

Had 5 or more passing touchdowns	8, vs. Kansas (2016)
Had 6 or more passing touchdowns	8, vs. Kansas (2016)
Had 7 or more passing touchdowns	8, vs. Kansas (2016)
Had 8 or more passing touchdowns	8, vs. Kansas (2016)

Was held without a passing TD	vs. Texas (2014)
Was held without a passing TD in back-to-back games	vs. Oklahoma/at #24 OSU (1997)
Was held without a passing TD in 3 consecutive games	7 games (1997)

PASSING INTERCEPTIONS

Had 3 or more passing interceptions	4, at #15 Oklahoma (2015)
Had 4 or more passing interceptions	4, at #15 Oklahoma (2015)
Had 5 or more passing interceptions	5, vs. #1 Oklahoma (2003)

Went 3 consecutive games without a passing INT	3 games (2011)
Went 4 consecutive games without a passing INT	5 games (1997)
Went 5 consecutive games without a passing INT	5 games (1997)

FUMBLES ALLOWED

Had 3 or more fumbles	3 (lost 0), vs. #22 LSU (2015)
Had 4 or more fumbles	4 (lost 3), vs. #5 Baylor (2014)
Had 5 or more fumbles	5 (lost 2), at #2 Texas (2009)
Had 6 or more fumbles	6 (lost 3), vs. #16 NC State (2002)
Had 7 or more fumbles	7 (lost 2), at #21 Kansas State (1996)

Went back-to-back games without a fumble	2 games (2008)
--	----------------

TURNOVERS ALLOWED

Had 4 or more turnovers	4, at Texas (2015)
Had 5 or more turnovers	5, vs. Texas A&M (2009)
Had 6 or more turnovers	6, vs. Colorado (2003)

Did not commit a turnover	vs. Louisiana Tech (2016)
Went back-to-back games without a turnover	2 games (2005)

DEFENSE (TEAM)

SCORING DEFENSE

Shutout its opponent	0, vs. Southeastern Louisiana (2006)
Allowed 3 or fewer points	0, vs. Southeastern Louisiana (2006)
Allowed 7 or fewer points	7, vs. Texas State (2013)
Allowed 10 or fewer points	7, vs. Texas State (2013)

Didn't allow an offensive touchdown	vs. Northwestern State (2012)
Didn't allow a touchdown	vs. Northwestern State (2012)

SCORING DEFENSE (Home Games)

Allowed 10 or fewer points	7, vs. Texas State (2013)
Allowed 7 or fewer points	7, vs. Texas State (2013)
Allowed 3 or fewer points	0, vs. Southeastern Louisiana (2006)
Shutout its opponent	vs. Southeastern Louisiana (2006)
Held its opponent without an offensive touchdown	0, vs. Southeastern Louisiana (2006)
Held its opponent without a touchdown	0, vs. Southeastern Louisiana (2006)

Allowed 50 or more points	70, vs. #12 Oklahoma State (2015)
Allowed 60 or more points	70, vs. #12 Oklahoma State (2015)

SCORING DEFENSE (Away Games)

Allowed 10 or fewer points	10, at Texas State (2012)
Allowed 7 or fewer points	7, at Baylor (2007)
Allowed 3 or fewer points	0, at Baylor (2005)
Shutout its opponent	0, at Baylor (2005)
Held its opponent without an offensive touchdown	at SMU (2007)
Held its opponent without a touchdown	at SMU (2007)

Allowed 50 or more points	68, at Arizona State (2016)
Allowed 60 or more points	68, at Arizona State (2016)
Allowed 70 or more points	82, at #10 TCU (2014)

TOTAL DEFENSE

Allowed 300 or fewer total yards	296, vs. Kansas (2016)
Allowed 250 or fewer total yards	240, vs. Texas State (2013)
Allowed 200 or fewer total yards	189, at Iowa State (2012)
Allowed 150 or fewer total yards	127, vs. New Mexico (2012)
Allowed 125 or fewer total yards	84, vs. Northwestern State (2012)
Allowed 100 or fewer total yards	84, vs. Northwestern State (2012)

Allowed 500 or more total yards	650, vs. West Virginia (2016)
Allowed 550 or more total yards	650, vs. West Virginia (2016)
Allowed 600 or more total yards	650, vs. West Virginia (2016)
Allowed 650 or more total yards	650, vs. West Virginia (2016)
Allowed 700 or more total yards	750, vs. #3 TCU (2015)
Allowed 750 or more total yards	750, vs. #3 TCU (2015)

DEFENSIVE FIRST DOWNS ALLOWED

Allowed 12 or fewer first downs	11, vs. Texas State (2013)
Allowed 10 or fewer first downs	8, vs. New Mexico (2012)
Allowed 9 or fewer first downs	8, vs. New Mexico (2012)
Allowed 7 or fewer first downs	6, vs. Northwestern State (2012)
Allowed 5 or fewer first downs	5, vs. North Texas (1998)

Allowed 30 or more first downs	34, at Arizona State (2016)
Allowed 35 or more first downs	35, at #15 Oklahoma (2015)

TACKLES FOR A LOSS

Recorded 12 or more tackles for a loss	12, vs. Texas State (2013)
Recorded 13 or more tackles for a loss	14, vs. Rice (2009)
Recorded 14 or more tackles for a loss	14, vs. Rice (2009)
Recorded 15 or more tackles for a loss	15, vs. Baylor (2002)

Was held without a tackle for a loss	0.0, vs. Houston (2010)
--------------------------------------	-------------------------



THE LAST TIME TEXAS TECH...

RUSHING DEFENSE

Allowed 70 or fewer rushing yards	46, vs. Kansas (2016)
Allowed 60 or fewer rushing yards	46, vs. Kansas (2016)
Allowed 50 or fewer rushing yards	46, vs. Kansas (2016)
Allowed 40 or fewer rushing yards	13, vs. Northwestern State (2012)
Allowed 30 or fewer rushing yards	13, vs. Northwestern State (2012)
Allowed 20 or fewer rushing yards	13, vs. Northwestern State (2012)
Allowed 10 or fewer rushing yards	9, vs. Fresno State (1998)
Allowed 0 or fewer rushing yards	-12, at #21 Kansas State (1996)
Allowed -10 or fewer rushing yards	-12, at #21 Kansas State (1996)

Allowed 250 or more rushing yards	332, vs. West Virginia (2016)
Allowed 300 or more rushing yards	332, vs. West Virginia (2016)
Allowed 350 or more rushing yards	384, vs. #22 LSU (2015)
Allowed 400 or more rushing yards	403, at Texas (2015)
Allowed 450 or more rushing yards	469, at Missouri (2003)

DEFENSIVE SACKS

Had 4 or more sacks	4, vs. Kansas (2016)
Had 5 or more sacks	5, vs. Stephen F. Austin (2016)
Had 6 or more sacks	6, vs. Kansas (2009)

Was held without a sack in back-to-back games _____ 2, at Kansas State, vs. West Virginia (2016)

QUARTERBACK HURRIES

Had 5 or more quarterback hurries	7, vs. Kansas (2016)
Had 10 or more quarterback hurries	10, vs. Missouri (2002)
Had 13 or more quarterback hurries	13, at New Mexico (2002)
Had 15 or more quarterback hurries	16, vs. Oklahoma (2001)
Had 18 or more quarterback hurries	18, vs. Oklahoma State (2000)

Was held without a quarterback hurry in 3 consecutive games _____ 3 games (2014)
Was held without a quarterback hurry in 5 consecutive games _____ 5 games (2008)

PASSING DEFENSE

Allowed 100 or fewer passing yards	64, at Texas (2015)
Allowed 75 or fewer passing yards	64, at Texas (2015)
Allowed 60 or fewer passing yards	29, vs. Kansas (2012)
Allowed 50 or fewer passing yards	29, vs. Kansas (2012)
Allowed 45 or fewer passing yards	29, vs. Kansas (2012)
Allowed 40 or fewer passing yards	29, vs. Kansas (2012)
Allowed 30 or fewer passing yards	29, vs. Kansas (2012)
Allowed 25 or fewer passing yards	0, vs. Arkansas (1974)

Allowed 350 or more passing yards	351, at Arizona State (2016)
Allowed 400 or more passing yards	478, vs. #12 Oklahoma State (2015)
Allowed 450 or more passing yards	478, vs. #12 Oklahoma State (2015)
Allowed 500 or more passing yards	527, vs. #3 TCU (2015)

DEFENSIVE INTERCEPTIONS

Had 3 or more interceptions	3, vs. Iowa State (2015)
Had 4 or more interceptions	5, vs. SMU (2008)
Had 5 or more interceptions	5, vs. SMU (2008)
Had 6 or more interceptions	6, vs. Houston (1993)

Was held without an interception in 4 consecutive games _____ 5 games (2012)
Was held without an interception in 5 consecutive games _____ 5 games (2012)
Was held without an interception in 6 consecutive games _____ 6 games (2011-2012)

PASS BREAKUPS

Had 10 or more pass breakups	11, vs. Houston (2010)
Had 15 or more pass breakups	16, vs. Oklahoma State (2002)

Was held without a pass breakup _____ 0, at #25 Texas (2011)

FORCED TURNOVERS

Forced 3 or more turnovers	3, vs. Stephen F. Austin (2016)
Forced 4 or more turnovers	4, vs. Sam Houston State (2015)
Forced 5 or more turnovers	5, at #19 Kansas (2008)
Forced 6 or more turnovers	7, vs. Nebraska (2004)
Forced 7 or more turnovers	7, vs. Nebraska (2004)

Forced a turnover in back-to-back games _____ vs. #22 LSU, vs. Stephen F. Austin (2015-16)
Forced a turnover in 10 consecutive games _____ #5 BU, ISU, at KU, at #15 OU, vs. #12 OSU, at WVU, vs. KSU, at UT, #22 LSU, vs. Stephen F. Austin (2015-16)
Forced at least 2 turnovers in back-to-back games _____ SHSU, UTEP, at Arkansas (2015)
Forced at least 2 turnovers in 3 consecutive games _____ Iowa State, at Kansas, at #15 Oklahoma (2015)

Was held without a forced turnover in back-to-back games _____ at Arizona State, vs. Louisiana Tech (2016)
Was held without a forced turnover in 3 consecutive games _____ 5 games (2012)

FORCED FUMBLES

Forced 4 or more fumbles	4 (lost 3), at Kansas (2013)
Forced 5 or more fumbles	5 (lost 4), vs. Colorado (1999)
Forced 6 or more fumbles	7 (lost 4), vs. #5 Nebraska (1996)
Forced 7 or more fumbles	7 (lost 4), vs. #5 Nebraska (1996)

Was held without a forced fumble in back-to-back games _____ at Kansas State, vs. West Virginia (2016)
Was held without a forced fumble in 3 or more consecutive games _____ 5 games (2012)
Was held without a forced fumble in 4 or more consecutive games _____ 5 games (2012)
Was held without a forced fumble in 5 or more consecutive games _____ 5 games (2012)
Was held without a forced fumble in 7 or more consecutive games _____ 7 games (2004)

RECOVERED FUMBLES

Recovered 3 or more fumbles	3, at Kansas (2013)
Recovered 4 or more fumbles	4, vs. Texas State (2011)

Was held without a recovered fumble in 3 or more consecutive games _____ #3 TCU/ #5 BAY/ ISU (2015)
Was held without a recovered fumble in 4 or more consecutive games _____ 9 games (2012-13)
Was held without a recovered fumble in 5 or more consecutive games _____ 9 games (2012-13)
Was held without a recovered fumble in 6 or more consecutive games _____ 9 games (2012-13)
Was held without a recovered fumble in 7 or more consecutive games _____ 9 games (2012-13)
Was held without a recovered fumble in 8 or more consecutive games _____ 9 games (2012-13)
Was held without a recovered fumble in 9 or more consecutive games _____ 9 games (2012-13)

DEFENSIVE MISC.

Returned an interception for a touchdown	_____ at Kansas (2015)
Returned 2 interceptions for touchdowns	_____ vs. Oklahoma State (2000)
Recorded an interception on the opponent's first offensive play	_____ vs. Iowa State (2015)
Returned a fumble for a touchdown	_____ vs. Texas (2014)
Returned a fumble for a TD to win the game with under 1:00	0:48, vs. Fresno State (1998)
Recorded a safety	_____ vs. Stephen F. Austin (2013)



THE LAST TIME TEXAS TECH...

SPECIAL TEAMS (TEAM)

PUNT RETURN

Had 100 or more punt return yards _____ 113, at Nevada (2008)
 Had 150 or more punt return yards _____ 166, at #23 Texas A&M (2002)
 Returned a punt for a touchdown _____ at Nevada (2008) - Eric Morris, 86 yds
 Blocked a punt _____ vs. #12 Oklahoma State (2013) - Kerry Hyder
 Blocked 2 punts _____ at New Mexico (2010) - Aaron Crawford & Jonathan Brydon
 Returned a blocked punt for a touchdown _____ vs. Indiana State (2005) - Brandon Douglas, 2 yds

KICKOFF RETURN

Had 200 or more kick return yards _____ 256 (10 att.), vs. #20 Baylor (2011)
 Returned a kickoff for a touchdown _____ vs. #12 Oklahoma State (2015) - Jakeem Grant, 100 yds
 Returned an opening kickoff for a TD _____ vs. New Mexico (1973) - Lawrence Williams, 95 yds
 Returned a kickoff for a TD in season opener _____ vs. Sam Houston State (2015) - Jakeem Grant, 94 yds

PUNTING

Had a punt blocked _____ vs. #12 Oklahoma State (2013)
 Had a punt blocked and returned for a TD _____ at #24 Oklahoma State (2012) - 30 yds
 Did not punt _____ vs. Louisiana Tech (2016)
 Had 10 or more punts _____ 14, vs. #13 Kansas State (1997)
 Forced 10 or more punts _____ 11, vs. Iowa State (2013)
 Faked a punt and scored a touchdown _____ at Texas (2013) - P Ryan Erxleben (51-yd run)

FIELD GOALS & PAT

Blocked a PAT attempt _____ at Kansas (2011) - Terrance Bullitt
 Blocked a field goal attempt _____ vs. Stephen F. Austin (2016) Lonzell Gilmore, 47 yds
 Returned a blocked field goal for a TD _____ vs. Oklahoma State (2000) - Aaron Hunt/Lawrence Flugence - 79 Yds
 Had a PAT blocked _____ at Kansas (2015)
 Missed a PAT attempt _____ at Arizona State - Wide right (2016)
 Had a field goal blocked _____ vs. Minnesota (2012)
 Had a field goal blocked and returned for a TD _____ vs. #23 Texas A&M (2011) - Dustin Harris/Terrance Frederick - 65 Yds

MISCELLANEOUS

Recovered an on-sides kick _____ at Kansas State (2016) - Devin Lauderdale

MISCELLANEOUS (TEAM)

vs. NATIONALLY-RANKED OPPONENTS

Defeated a ranked opponent _____ vs. #14 Arizona State (2013)
 Defeated a ranked opponent at home _____ vs. #24 TCU (2013)
 Defeated a ranked opponent on the road _____ at #21 TCU (2012)
 Defeated a ranked opponent at a neutral site _____ vs. #14 Arizona State (2013)
 Defeated a ranked opponent in back-to-back games _____ 2 games (2012)
 Defeated a ranked opponent in 3 consecutive games _____ 3 games (2008)
 Lost to a ranked opponent _____ vs. #20 West Virginia (2016)
 Lost to a ranked opponent at home _____ vs. #20 West Virginia (2016)
 Lost to a ranked opponent on the road _____ at #15 Oklahoma (2015)
 Lost to a ranked opponent at a neutral site _____ vs. #22 LSU (2015)
 Lost to an unranked opponent at home _____ vs. Texas (2014)
 Lost to an unranked team on the road _____ at Kansas State (2016)
 Shutout a ranked opponent _____ vs. #18 SMU (1980)
 Shutout a ranked opponent at home _____ vs. #18 SMU (1980)
 Shutout a ranked opponent on the road _____ Never Happened
 Played to a tie _____ 39-39, vs. TCU (1981)
 Played to a 0-0 tie _____ 0-0, vs. Hardin-Simmons (1942)
 Played in an overtime game _____ vs. Kansas (2012) - W, 41-34 (201)
 Played in an overtime game vs. ranked opponent _____ at #21 TCU (2012) - W, 56-53 (30T)
 Lost a game and didn't commit a turnover _____ #3 TCU (2015)

MARGIN OF VICTORY/DEFEAT

Won by 40 or more points _____ 52, Texas Tech 69, Stephen F. Austin 17 (2016)
 Won by 50 or more points _____ 52, Texas Tech 69, Stephen F. Austin 17 (2016)
 Won by 60 or more points _____ 68 points, Texas Tech 75, Northwestern State 7 (2007)
 Lost by 30 or more points _____ 31, vs. West Virginia (2016)
 Lost by 40 or more points _____ 55, #10 TCU 82, Texas Tech 27 (2014)
 Lost by 50 or more points _____ 55, #10 TCU 82, Texas Tech 27 (2014)
 Lost by 60 or more points _____ 60, #2 Oklahoma State 66, Texas Tech 6 (2011)

TOTAL PLAYS

Had 90 or more total plays _____ 91, at Kansas State (2016)
 Had 100 or more total plays _____ 101, vs. Iowa State (2013)
 Had 110 or more total plays _____ 111, vs. Iowa State (2003)
 Was held to 65 or fewer total plays _____ 58, at Arkansas (2015)
 Was held to 60 or fewer total plays _____ 58, at Arkansas (2015)
 Was held to 50 or fewer total plays _____ 48, vs. Nebraska (2008)

FIRST DOWNS

Had 35 or more first downs _____ 35, vs. Louisiana Tech (2016)
 Had 40 or more first downs _____ 40, vs. Sam Houston State (2005)
 Had 45 or more first downs _____ 45, vs. Iowa State (2003)
 Was held to 20 or fewer first downs _____ 18, vs. Texas (2014)
 Was held to 15 or fewer first downs _____ 15, vs. Iowa State (2011)
 Was held to 10 or fewer first downs _____ 10, at #4 Oklahoma (2002)
 Was held to 9 or fewer first downs _____ 9, vs. Oklahoma (2001)
 Was held to 8 or fewer first downs _____ 6, vs. #13 Kansas State (1997)

TIME OF POSSESSION

Had 35:00 or more time of possession _____ 36:04, vs. Northwestern State (2012)
 Had 36:00 or more time of possession _____ 36:04, vs. Northwestern State (2012)
 Had 37:00 or more time of possession _____ 39:41, vs. #14 Missouri (2010)
 Had 38:00 or more time of possession _____ 39:41, vs. #14 Missouri (2010)
 Had 39:00 or more time of possession _____ 39:41, vs. #14 Missouri (2010)
 Was held to 23:00 or fewer time of possession _____ 19:45, vs. UTEP (2015)
 Was held to 22:00 or fewer time of possession _____ 19:45, vs. UTEP (2015)
 Was held to 21:00 or fewer time of possession _____ 19:45, vs. UTEP (2015)
 Was held to 21:00 or fewer time of possession _____ 19:45, vs. UTEP (2015)
 Was held to 20:00 or fewer time of possession _____ 19:45, vs. UTEP (2015)
 Was held to 19:00 or fewer time of possession _____ 19:00, vs. Iowa State (2011)

PENALTIES

Had 10 or more penalties _____ 10, vs. West Virginia (2016)
 Had 15 or more penalties _____ 17, vs. #5 Baylor (2015)
 Had 16 or more penalties _____ 17, vs. #5 Baylor (2015)
 Had 17 or more penalties _____ 17, vs. #5 Baylor (2015)
 Had 5 or fewer penalties _____ 3, vs. #3 TCU (2015)
 Had 4 or fewer penalties _____ 3, vs. #3 TCU (2015)
 Had 3 or fewer penalties _____ 3, vs. #3 TCU (2015)
 Had 2 or fewer penalties _____ 2, vs. Texas State (2011)
 Had 1 or fewer penalties _____ 1, at #5 Texas A&M (1992)

PENALTY YARDS

Had 100 or more penalty yards _____ 103, vs. West Virginia (2016)
 Had 125 or more penalty yards _____ 142, vs. #5 Baylor (2015)
 Had 150 or more penalty yards _____ 158, at #24 Oklahoma State (2014)
 Had 175 or more penalty yards _____ 183, at Rice (2007)
 Had 40 or fewer penalty yards _____ 32, vs. #3 TCU (2015)
 Had 30 or fewer penalty yards _____ 22, vs. Kansas (2014)
 Had 20 or fewer penalty yards _____ 20, vs. Baylor (2009)

TWO-POINT CONVERSIONS

Scored an offensive two-point conversion _____ vs. #12 Oklahoma State (2015) - Mahomes pass to Giles
 Blocked a PAT & returned for a 2-point score _____ vs. #15 Oklahoma (1992) - Ben Kirkpatrick - 84 yds
 Won by going for 2-pt conversion _____ vs. Texas (1988) - Tolliver-to-Price with 2:36 left in the game



THE LAST TIME TEXAS TECH...

OFFENSE - BY QUARTER/HALF (TEAM)

1st Quarter

Was held to 0 or fewer rushing yards	-15, vs. #22 LSU (2015)
Was held to 30 or fewer passing yards	23, vs. Minnesota (2012)
Was held to 75 or fewer total yards	60, vs. Minnesota (2012)
Had 75 or more rushing yards	108, vs. Kansas State (2015)
Had 175 or more passing yards	186, at Kansas State (2016)
Had 250 or more total yards	298, vs. Kansas State (2015)

2nd Quarter

Was held to 0 or fewer rushing yards	0, at Arkansas (2015)
Was held to 60 or fewer passing yards	56, at #10 TCU (2014)
Was held to 90 or fewer total yards	77, at Iowa State (2014)
Had 90 or more rushing yards	111, at Texas (2015)
Had 175 or more passing yards	223, at Arizona State (2016)
Had 260 or more total yards	295, vs. Stephen F. Austin (2016)

FIRST HALF

Was held to 5 or fewer rushing yards	5, vs. TCU (2013)
Was held to 110 or fewer passing yards	102, at Iowa State (2014)
Was held to 200 or fewer total yards	200, vs. West Virginia (2016)
Had 150 or more rushing yards	151, vs. Kansas State (2015)
Had 350 or more passing yards	353, at Arizona State (2016)
Had 400 or more total yards	493, vs. Stephen F. Austin (2016)
Had 500 or more total yards	523, Stephen F. Austin (2013)

3rd Quarter

Was held to 0 or fewer rushing yards	-8, vs. #22 LSU (2015)
Was held to 10 or fewer passing yards	10, at TCU (2012)
Was held to 0 or fewer total yards	-1, at TCU (2012)
Had 70 or more rushing yards	77, vs. Louisiana Tech (2016)
Had 175 or more passing yards	179, at Kansas (2013)
Had 200 or more total yards	237, at Iowa State (2014)

4th Quarter

Was held to 0 or fewer rushing yards	-10, at Kansas State (2016)
Was held to 10 or fewer passing yards	4, at #10 TCU (2014)
Was held to 20 or fewer total yards	16, at #10 TCU (2014)
Had 100 or more rushing yards	100, at Texas (2015)
Had 200 or more passing yards	202, vs. #5 Baylor (2014)
Had 225 or more total yards	246, vs. #12 Oklahoma State (2015)

SECOND HALF

Was held to 0 or fewer rushing yards	-4, at SMU (2013)
Was held to 90 or fewer passing yards	73, at West Virginia (2015)
Was held to 125 or fewer total yards	112, at #10 TCU (2014)
Had 175 or more rushing yards	190, at Texas (2015)
Had 275 or more passing yards	276, vs. Kansas (2016)
Had 350 or more total yards	368, at Texas (2015)

OFFENSE (INDIVIDUAL)

RUSHING

Rushed for 100 or more yards	Demarcus Felton, 123 yards, vs. Louisiana Tech (2016)
Rushed for 150 or more yards	DeAndre Washington, 173 yards, at Texas (2015)
Rushed for 200 or more yards	DeAndre Washington, 248 yards, vs. Kansas State (2015)
Quarterback rushed for 100 or more yards	Rodney Allison, 106 yards, vs. #18 Baylor (1976)

Had 2 100-yard rushers ____ Eric Stephens - 118 yards, Kenny Williams - 105 yards, vs. New Mexico (2012)

Had a run of 50 or more yards	DeAndre Washington, 80 yards, vs. Kansas State (2015)
Had a run of 60 or more yards	DeAndre Washington, 80 yards, vs. Kansas State (2015)
Had a run of 70 or more yards	DeAndre Washington, 80 yards, vs. Kansas State (2015)
Had a run of 80 or more yards	DeAndre Washington, 80 yards, vs. Kansas State (2015)
Had a run of 90 or more yards	Donny Anderson, 90 yards, at TCU (1964)

Made 30 or more attempts	Sammy Morris, 33, vs. Texas A&M (1999)
Made 40 or more attempts	Ricky Williams, 42, vs. Fresno State (1998)

Rushed for 3 or more touchdowns	Patrick Mahomes II, 3, at Kansas State (2016)
Rushed for 4 or more touchdowns	DeAndre Washington, 4, vs. #3 TCU (2015)
Rushed for 5 or more touchdowns	James Gray, 5, vs. Rice (1989)
Had 2 players rush for 2 touchdowns	Patrick Mahomes II (2) & Davis Webb (2), vs. UTEP (2015)

Had 2 or more fumbles (QB or RB)	Baker Mayfield, 3 (lost 1), vs. #4 Baylor (2013)
Had 3 or more fumbles (QB or RB)	Baker Mayfield, 3 (lost 1), vs. #4 Baylor (2013)

PASSING

Had 60 or more passing attempts	Patrick Mahomes II, 62, at Kansas State (2016)
Had 65 or more passing attempts	Davis Webb, 71, vs. #12 Oklahoma State (2013)
Had 70 or more passing attempts	Davis Webb, 71, vs. #12 Oklahoma State (2013)
Had 72 or more passing attempts	Graham Harrell, 72, vs. #3 Oklahoma (2007)

Had 40 or more completions	Patrick Mahomes II, 45, at Kansas State (2016)
Had 45 or more completions	Patrick Mahomes II, 45, at Kansas State (2016)
Had 46 or more completions	Taylor Potts, 46, at #2 Texas (2009)
Had 47 or more completions	Graham Harrell, 48, vs. UTEP (2007)
Had 48 or more completions	Graham Harrell, 48, vs. UTEP (2007)
Had 49 or more completions	Kliff Kingsbury, 49, at #23 Texas A&M (2002)

Completed 15 or more consecutive passes	Seth Doege, 15, at New Mexico (2011)
Completed a pass to 14 or more different receivers	Patrick Mahomes II, 17, vs. Stephen F. Austin (2016)
Completed a pass to 17 or more different receivers	Patrick Mahomes II, 17, vs. Stephen F. Austin (2016)

Completed a pass of 50 or more yards	Patrick Mahomes II, 61 yards, at Kansas State (2016)
Completed a pass of 60 or more yards	Patrick Mahomes II, 61, at Kansas State (2016)
Completed a pass of 70 or more yards	Patrick Mahomes, 75, at Arizona State (2016)
Completed a pass of 80 or more yards	Patrick Mahomes, 90, vs. #12 Oklahoma State (2015)
Completed a pass of 90 or more yards	Patrick Mahomes, 90, vs. #12 Oklahoma State (2015)

Passed for 350 or more yards	Patrick Mahomes II, 504, at Kansas State (2016)
Passed for 400 or more yards	Patrick Mahomes II, 504, at Kansas State (2016)
Passed for 450 or more yards	Patrick Mahomes II, 504, at Kansas State (2016)
Passed for 500 or more yards	Patrick Mahomes II, 504, at Kansas State (2016)
Passed for 550 or more yards	Patrick Mahomes II, 598, vs. #5 Baylor (2014)
Passed for 600 or more yards	Graham Harrell, 646, at Oklahoma State (2007)

Had 2 QBs pass for 200 or more yards	Patrick Mahomes (277) & Nic Shimonek (271), vs. Kansas (2016)
Had 2 QBs throw 4 TDs	Patrick Mahomes & Nic Shimonek, 4, vs. Kansas (2016)

Non-QB threw for a touchdown pass ____ WR Jakeem Grant, at Arkansas - 72 yds to Reginald Davis (2015)

Passed for 4 or more touchdowns	Patrick Mahomes & Nic Shimonek, 4, vs. Kansas (2016)
Passed for 5 or more touchdowns	Patrick Mahomes, 5, vs. Louisiana Tech (2016)
Passed for 6 or more touchdowns	Patrick Mahomes, 6, vs. #5 Baylor (2014)
Passed for 7 or more touchdowns	Seth Doege, 7, at #21 TCU (2012)
Passed for 8 or more touchdowns	B.J. Symons, 8, vs. Texas A&M (2003)

Threw 3 or more interceptions	Patrick Mahomes II, 4, at #15 Oklahoma (2015)
Threw 4 or more interceptions	Patrick Mahomes II, 4, at #15 Oklahoma (2015)
Threw 5 or more interceptions	B.J. Symons, 5, vs. #1 Oklahoma (2003)



THE LAST TIME TEXAS TECH...

RECEIVING

Caught 10 or more passes _____ Dylan Cantrell, 10, at Kansas State (2016)
 Caught 11 or more passes _____ Jonathan Giles, 12, vs. Kansas (2016)
 Caught 12 or more passes _____ Jonathan Giles, 12, vs. Kansas (2016)
 Caught 13 or more passes _____ Jakeem Grant, 13, vs. #12 Oklahoma State (2015)
 Caught 14 or more passes _____ Jace Amaro, 15, vs. #12 Oklahoma State (2013)
 Caught 15 or more passes _____ Jace Amaro, 15, vs. #12 Oklahoma State (2013)
 Caught 16 or more passes _____ Eric Ward, 16, vs. #20 Baylor (2011)

Had 100 or more receiving yards _____ Jonathan Giles, 136, vs. West Virginia (2016)
 Had 150 or more receiving yards _____ Jonathan Giles, 219 yards, vs. Kansas (2016)
 Had 175 or more receiving yards _____ Jonathan Giles, 219 yards, vs. Kansas (2016)
 Had 200 or more receiving yards _____ Jonathan Giles, 219 yards, vs. Kansas (2016)
 Had 225 or more receiving yards _____ Michael Crabtree, 237, at Oklahoma State (2007)
 Had 250 or more receiving yards _____ Joel Filani, 255, vs. Kansas State (2005)

Had a reception of 50 or more yards _____ Keke Coutee, 61 yards, at Kansas State (2016)
 Had a reception of 60 or more yards _____ Keke Coutee, 61 yards, at Kansas State (2016)
 Had a reception of 70 or more yards _____ Justin Stockton, 75 yards, at Arizona State (2016)
 Had a reception of 80 or more yards _____ Jakeem Grant, 90 yards, vs. #12 Oklahoma State (2015)
 Had a reception of 90 or more yards _____ Jakeem Grant, 90 yards, vs. #12 Oklahoma State (2015)

Had 3 or more receiving touchdowns _____ Jonathan Giles, 3, vs. Louisiana Tech (2016)
 Had 4 or more receiving touchdowns _____ Derek Dorris, 4, at Kansas (2000)

Had 2 or more fumbles (WR or TE) _____ Jace Amaro, 2 (lost 1), vs. #12 Oklahoma State (2013)

Had 2 or more 100-yard receivers _____ Ian Sadler (108) & Jakeem Grant (105), at Texas (2015)
 Had 3 or more 100-yd REC _____ 3, Grant (155), Marquez (130), Washington (107), vs. #5 Baylor (2014)
 Had 4 or more 100-yd REC _____ 4, J. Filani (255), T. Henderson (118), R. Johnson (107), Jarrett Hicks (105), vs. K-State (2005)

Had 2 or more 200-yd REC _____ 2, Michael Crabtree (237), Danny Amendola (233), at Oklahoma State (2007)
 Had 6 different WR with a TD catch _____ Giles (2), Coutee (2), Batson, Lauderdale, Willies, Cantrell, vs. Kansas (2016)

ALL-PURPOSE

Scored 4 or more touchdowns _____ DeAndre Washington, 4 RUSH, vs. #3 TCU (2015)
 Scored 5 or more touchdowns _____ Taurean Henderson, 3 RUSH, 2 REC, vs. Kansas State (2005)

Had 200 or more all-purpose yards _____ Jonathan Giles, 219, vs. Kansas (2016)
 Had 225 or more all-purpose yards _____ DeAndre Washington, 284, vs. Kansas State (2015)
 Had 250 or more all-purpose yards _____ DeAndre Washington, 284, vs. Kansas State (2015)
 Had 275 or more all-purpose yards _____ DeAndre Washington, 284, vs. Kansas State (2015)
 Had 300 or more all-purpose yards _____ Jakeem Grant, 323, vs. #12 Oklahoma State (2015)
 Had 325 or more all-purpose yards _____ Wes Welker, 327, at #23 Texas A&M (2002)

Had two players with 200+ all-purpose yards _____ D. Washington (219) & J. Grant (204) vs. #3 TCU (2015)

DEFENSE (INDIVIDUAL)

INTERCEPTIONS

Had 2 or more interceptions _____ J.J. Gaines, 2, vs. Iowa State (2015)
 Had 3 or more interceptions _____ Darcel McBath, 3, at #19 Kansas (2008)
 Defensive Lineman had an interception _____ Breiden Fehoko, 1, at West Virginia (2015)

TACKLES

Had 15 or more tackles _____ Micah Awe, 17, vs. #22 LSU (2015)
 Had 16 or more tackles _____ Micah Awe, 17, vs. #22 LSU (2015)
 Had 17 or more tackles _____ Micah Awe, 17, vs. #22 LSU (2015)
 Had 18 or more tackles _____ Will Smith, 18, at Texas (2013)
 Had 20 or more tackles _____ Lawrence Flugence, 23, at #12 Ohio State (2002)

SACKS

Had 2 or more sacks _____ Kris Williams, 3, vs. Kansas (2016)
 Had 3 or more sacks _____ Kris Williams, 3, vs. Kansas (2016)
 Had 4 or more sacks _____ Brandon Sharpe, 4, at #15 Nebraska (2009)

TACKLES FOR A LOSS

Had 3 or more tackles for a loss _____ Kris Williams, 3, vs. Kansas (2016)
 Had 4 or more tackles for a loss _____ Will Smith, 4, at Texas (2013)
 Had 5 or more tackles for a loss _____ Dorian Pitts, 5, vs. Oklahoma State (2000)

QUARTERBACK HURRIES

Had 2 or more quarterback hurries _____ D'Vonta Hinton, 2, at West Virginia (2015)
 Had 3 or more quarterback hurries _____ Rajon Henley (4) & Brandon Sharpe (4), vs. Michigan State (2009)
 Had 4 or more quarterback hurries _____ Rajon Henley (4) & Brandon Sharpe (4), vs. Michigan State (2009)
 Had 5 or more quarterback hurries _____ Aaron Hunt, 5, vs. Missouri (2002)

PASS BREAKUPS

Had 4 or more pass breakups _____ Justis Nelson, 5, at #10 TCU (2014)
 Had 5 or more pass breakups _____ Justis Nelson, 5, at #10 TCU (2014)
 Had 6 or more pass breakups _____ Joselio Hanson, 8, vs. Oklahoma State (2002)
 Had 7 or more pass breakups _____ Joselio Hanson, 8, vs. Oklahoma State (2002)
 Had 8 or more pass breakups _____ Joselio Hanson, 8, vs. Oklahoma State (2002)

FORCED FUMBLES

Had 2 or more forced fumbles _____ D.J. Johnson, 2, vs. #20 Baylor (2011)

FUMBLE RECOVERIES

Had 2 or more fumble recoveries _____ Sylvester Brinkley, 2, vs. Kansas State (2005)

SAFETY

Recorded a safety (individual tackle) _____ Colby Whitlock (tackled RB), vs. #1 Texas (2008)

MISCELLANEOUS

Returned an INT for a touchdown _____ Jah'Shawn Johnson, 27 yards, at Kansas (2015)
 Returned a fumble for a touchdown _____ Brandon Jackson (0 yds), vs. Texas (2014)

SPECIAL TEAMS (INDIVIDUAL)

PUNT RETURN

Had 100 or more punt return yards _____ Eric Morris, 105, at Nevada (2008)
 Had 125 or more punt return yards _____ Danny Amendola, 133, vs. Southeastern Louisiana (2006)
 Had 150 or more punt return yards _____ Wes Welker, 166, at #23 Texas A&M (2002)
 Had a punt return for a touchdown _____ Eric Morris (86 yds), at Nevada (2008)
 Blocked a punt _____ Kerry Hyder, vs. #12 Oklahoma State (2013)
 Returned a blocked punt for a touchdown _____ Brandon Douglas (2 yds), vs. Indiana State (2005)

KICKOFF RETURN

Had 175 or more kick return yards _____ Ben McRoy, 203, vs. Nevada (2011)
 Had 200 or more kick return yards _____ Ben McRoy, 203, vs. Nevada (2011)
 Had a kick return for a touchdown _____ Jakeem Grant (100 yds), vs. #12 Oklahoma State (2015)
 Returned an opening kickoff for a TD _____ Lawrence Williams (95 yds), vs. New Mexico (1973)
 Returned a kickoff for a TD in season opener _____ Jakeem Grant (94 yds), vs. Sam Houston State (2015)

PUNTING

Made 9 or more punts _____ Ryan Erxleben, 9, vs. Iowa State (2011)
 Averaged 50 or more yards (min. 5 att.) _____ Taylor Symmank, 50.1 (8 att.), vs. #22 LSU (2015)
 Had 4 or more 50-yard punts _____ Ryan Erxleben, 4, at Missouri (2011)
 Had a 60-yard punt or longer _____ Michael Barden, 62, vs. Kansas State (2015)
 Had a 70-yard punt or longer _____ Robert King, 77, vs. #14 Texas A&M (1993)
 Had 5 or more punts land inside the 20 _____ Ryan Erxleben, 5, vs. Kansas (2009)
 Faked a punt and scored a touchdown _____ P Ryan Erxleben, 51-yd run, at Texas (2013)



THE LAST TIME TEXAS TECH...

FIELD GOALS & PAT

Made a 48-yard field goal or longer	Clayton Hatfield, 51 yds, at Texas (2015)
Made a 49-yard field goal or longer	Clayton Hatfield, 51 yds, at Texas (2015)
Made a 50-yard field goal or longer	Clayton Hatfield, 51 yds, at Texas (2015)
Made a 51-yard field goal or longer	Clayton Hatfield, 51 yds, at Texas (2015)
Made a 52-yard field goal or longer	Donnie Carona, 52 yds, vs. Weber State (2010)
Made a 53-yard field goal or longer	Chris Birkholz, 53 yds, vs. #18 Texas (1998)
Made a 54-yard field goal or longer	Jaret Greaser, 55 yds, vs. Texas (1996)
Made a 55-yard field goal or longer	Jaret Greaser, 55 yds, vs. Texas (1996)
Made a 56-yard field goal or longer	Bill Adams, 57 yds, vs. #6 Texas A&M (1977)
Made a 57-yard field goal or longer	Bill Adams, 57 yds, vs. #6 Texas A&M (1977)

Made 3 or more field goals	Clayton Hatfield, 3-of-4, at Kansas (2015)
Made 4 or more field goals	Ryan Bustin, 4-of-5, at Kansas (2013)

Made a game-winning FG in last minute	Ryan Bustin, 28 yds (0:00), vs. Minnesota (2012)
---------------------------------------	--

Made 100 consecutive PAT attempts	Ryan Bustin, 101, 2012-2013
Made 150 consecutive PAT attempts	Alex Trilica, 233, 2004-2007
Made 200 consecutive PAT attempts	Alex Trilica, 233, 2004-2007

Made 10 consecutive field goals	Scott Segrist, 10, 1988
---------------------------------	-------------------------

Blocked a PAT attempt	Terrance Bullitt, at Kansas (2011)
Blocked a field goal attempt	Lonzell Gilmore, vs. Stephen F. Austin (2016)
Returned a blocked FG for a TD	Aaron Hunt... Lawrence Flugence, 79 yds, vs. Oklahoma State (2000)

MISCELLANEOUS

Recovered an on-sides kick	Devin Lauderdale, at Kansas State (2016)
----------------------------	--

MISCELLANEOUS (INDIVIDUAL)

Game-winning TD with less than a minute	Seth Doege-to-Eric Ward (0:36), vs. Nevada (2011)
Game-winning TD in overtime	RB Eric Stephens-to-WR Darrin Moore (20T), vs. Kansas (2012)
100 YD Rusher/100 YD Receiver	Demarcus Felton (123 RUSH), J. Giles (186 REC), vs. Louisiana Tech (2016)
300 YD PASS/100 YD RUSH/100 YD REC	QB P. Mahomes (470 PASS), Demarcus Felton (123 RUSH), J. Giles (186 REC), vs. Louisiana Tech (2016)

OFFENSE (OPPONENT - TEAM)

RUSHING ATTEMPTS

Had 50 or more rushing attempts	53, at Arizona State (2016)
Had 60 or more rushing attempts	68, vs. Arkansas (2014)
Had 70 or more rushing attempts	79, vs. #20 Baylor (2011)

Was held to 25 or fewer rushing attempts	25, at #1 Oklahoma (2011)
Was held to 24 or fewer rushing attempts	23, at Texas A&M (2008)
Was held to 23 or fewer rushing attempts	23, at Texas A&M (2008)
Was held to 22 or fewer rushing attempts	22, vs. Eastern Washington (2008)

RUSHING TOUCHDOWNS

Had 4 or more rushing touchdowns	5, vs. West Virginia (2016)
Had 5 or more rushing touchdowns	5, vs. West Virginia (2016)
Had 6 or more rushing touchdowns	7, at Arizona State (2016)
Had 7 or more rushing touchdowns	7, at Arizona State (2016)
Had 8 or more rushing touchdowns	8, at Missouri (2003)

Was held without a rushing TD in back-to-back games	vs. Northwestern State/at Texas State (2012)
Was held without a rushing TD in 3 consecutive games	4 games (2000)

PASSING ATTEMPTS

Had 55 or more passing attempts	55, vs. Stephen F. Austin (2016)
Had 60 or more passing attempts	62, at SMU (2013)

Was held to 30 or fewer passing attempts	20, at Kansas State (2016)
--	----------------------------

Was held to 25 or fewer passing attempts	20, at Kansas State (2016)
Was held to 20 or fewer passing attempts	20, at Kansas State (2016)
Was held to 15 or fewer passing attempts	12, vs. Arkansas (2014)
Was held to 10 or fewer passing attempts	9, at #25 Texas (2011)

PASSING COMPLETIONS

Had 35 or more passing completions	35, at Kansas (2015)
Had 36 or more passing completions	41, at SMU (2013)
Had 37 or more passing completions	41, at SMU (2013)
Had 38 or more passing completions	41, at SMU (2013)
Had 39 or more passing completions	41, at SMU (2013)
Had 40 or more passing completions	41, at SMU (2013)

Was held to 15 or fewer passing completions	10, at Kansas State (2016)
Was held to 10 or fewer passing completions	10, at Kansas State (2016)
Was held to 5 or fewer passing completions	5, at #25 Texas (2011)
Was held to 3 or fewer passing completions	3, vs. Navy (2003)

PASSING TOUCHDOWNS

Had 5 or more passing touchdowns	5, vs. #12 Oklahoma State (2015)
Had 6 or more passing touchdowns	7, at #10 TCU (2014)
Had 7 or more passing touchdowns	7, at #10 TCU (2014)

Was held without a passing TD in back-to-back games	at UTEP/vs. Arkansas (2014)
Was held without a passing TD in 3 consecutive games	3 games (2006)

DEFENSE (OPPONENT - TEAM)

TACKLES FOR A LOSS

Recorded 10 or more tackles for a loss	10.0, vs. Kansas (2016)
Recorded 11 or more tackles for a loss	11.0, at Texas (2015)
Recorded 12 or more tackles for a loss	14, at Texas (2013)
Recorded 13 or more tackles for a loss	14, at Texas (2013)
Recorded 14 or more tackles for a loss	14, at Texas (2013)
Recorded 15 or more tackles for a loss	18.0, at Texas A&M (2000)

Was held without a tackle for a loss	0.0, vs. UMass (2008)
--------------------------------------	-----------------------

DEFENSIVE SACKS

Had 3 or more sacks	4, vs. West Virginia (2016)
Had 4 or more sacks	4, vs. West Virginia (2016)
Had 5 or more sacks	6, vs. #22 LSU (2015)
Had 6 or more sacks	6, vs. #22 LSU (2015)
Had 7 or more sacks	9, at Texas (2013)
Had 8 or more sacks	9, at Texas (2013)
Had 9 or more sacks	9, at Texas (2013)

Was held without a sack in back-to-back games	vs. #5 Baylor & Iowa State (2015)
Was held without a sack in 3 consecutive games or more	3 games, vs. SHSU/vs. UTEP/at Arkansas (2015)
Was held without a sack in 4 consecutive games or more	4 games, vs. ASU/vs. UCA/at UTEP/vs. Arkansas (2013-14)

QUARTERBACK HURRIES

Had 5 or more quarterback hurries	5, at Texas (2015)
Had 10 or more quarterback hurries	13, vs. #5 Baylor (2015)
Had 13 or more quarterback hurries	13, vs. #5 Baylor (2015)
Had 14 or more quarterback hurries	14, at #2 Texas (2005)
Had 16 or more quarterback hurries	16, at New Mexico (2004)

Was held without a quarterback hurry in back-to-back games	3 games (2014)
Was held without a quarterback hurry in 3 consecutive games	3 games (2014)

PASS BREAKUPS

Had 10 or more pass breakups	10, vs. Texas (2014)
Had 11 or more pass breakups	11, vs. Arkansas (2014)
Had 12 or more pass breakups	13, vs. #4 Baylor (2013)
Had 13 or more pass breakups	13, vs. #4 Baylor (2013)

Was held without a pass breakup	0, vs. Iowa State (2013)
---------------------------------	--------------------------

DEFENSIVE MISC.

Returned an interception for a touchdown	D.J. Reed, 35 yards, at Kansas State (2016)
Returned a fumble for a touchdown	vs. Kansas (2009)
Recorded a safety	vs. Kansas (2016)



THE LAST TIME TEXAS TECH...

SPECIAL TEAMS (OPPONENT - TEAM)

PUNT RETURN

Had 100 or more punt return yards _____ 123, at #2 Texas (2005)
 Returned a punt for a touchdown _____ vs. #12 Oklahoma State (2015) - Jalen McCleskey, 67 yards
 Blocked a punt _____ vs. #12 Oklahoma State (2013) - Derek Branson
 Returned a blocked punt for a touchdown _____ at #24 Oklahoma State (2012) - Zack Craig, 30 yds

KICKOFF RETURN

Had 200 or more kick return yards _____ 221, (7 att.), vs. Kansas State (2015)
 Returned a kickoff for a touchdown _____ at Kansas State (2016), Byron Pringle, 99 yards

PUNTING

Did not punt _____ at #25 Texas (2011)

FIELD GOALS & PAT

Blocked a field goal attempt _____ vs. Minnesota (2012) - Brian Boddy, 28-yd FG attempt
 Returned a blocked field goal for a TD _____ vs. #23 Texas A&M (2011) - Dustin Harris... Terrance Frederick - 65 Yds
 Missed a PAT attempt _____ at UTEP (2014)
 Won game on a field goal in the last minute _____ vs. West Virginia (2014)
 Won game on a last-second field goal to end the game _____ vs. West Virginia (2014)

MISCELLANEOUS (OPPONENT - TEAM)

TOTAL PLAYS

Had 90 or more total plays _____ 90, at Arizona State (2016)
 Had 100 or more total plays _____ 103, vs. #3 TCU (2015)

Was held to 65 or fewer total plays _____ 59, at Kansas State (2016)
 Was held to 60 or fewer total plays _____ 59, at Kansas State (2016)
 Was held to 50 or fewer total plays _____ 47, vs. New Mexico (2012)
 Was held to 46 or fewer total plays _____ 46, vs. North Texas (2000)

FIRST DOWNS

Had 30 or more first downs _____ 34, at Arizona State (2016)
 Had 35 or more first downs _____ 35, at #15 Oklahoma (2015)
 Had 38 or more first downs _____ 38, vs. #20 Baylor (2011)

Was held to 15 or fewer first downs _____ 15, at Kansas (2013)
 Was held to 10 or fewer first downs _____ 8, vs. New Mexico (2012)
 Was held to 9 or fewer first downs _____ 8, vs. New Mexico (2012)
 Was held to 8 or fewer first downs _____ 8, vs. New Mexico (2012)
 Was held to 7 or fewer first downs _____ 6, vs. Northwestern State (2012)
 Was held to 6 or fewer first downs _____ 6, vs. Northwestern State (2012)

PENALTIES

Had 10 or more penalties _____ 10, vs. #22 LSU (2015)
 Had 15 or more penalties _____ 16, at New Mexico (2010)

Had 3 or fewer penalties _____ 3, vs. Stephen F. Austin (2016)
 Had 2 or fewer penalties _____ 2, vs. Arkansas (2014)
 Had 0 penalties _____ 0, at Colorado (2006)

PENALTY YARDS

Had 100 or more penalty yards _____ 110, vs. #3 TCU (2015)
 Had 125 or more penalty yards _____ 129, at #24 Oklahoma State (2014)

Had 30 or fewer penalty yards _____ 25, vs. Stephen F. Austin (2016)
 Had 20 or fewer penalty yards _____ 15, vs. Arkansas (2014)
 Had 10 or fewer penalty yards _____ 10, vs. #4 West Virginia (2012)
 Had 0 penalty yards _____ 0, at Colorado (2006)

TWO-POINT CONVERSIONS

Scored an offensive two-point conversion _____ vs. #3 TCU (2015), PASS: Nixon-to-Boykin
 Won by going for 2-pt conversion _____ at SMU (1961) - Rhome-to-Gannon with 2:12 left in the game

OFFENSE - BY QUARTER/HALF (OPPONENT - TEAM)

1st Quarter

Was held to 5 or fewer rushing yards _____ -3, vs. Stephen F. Austin (2016)
 Was held to 0 passing yards _____ 0, vs. Kansas State (2013)
 Was held to 20 or fewer total yards _____ 11, vs. Iowa State (2013)
 Had 100 or more rushing yards _____ 143, vs. #22 LSU (2015)
 Had 120 or more passing yards _____ 158, vs. #20 West Virginia (2016)
 Had 170 or more total yards _____ 223, vs. #20 West Virginia (2016)

2nd Quarter

Was held to 5 or fewer rushing yards _____ -2, vs. Stephen F. Austin (2016)
 Was held to 0 passing yards _____ 0, vs. Arizona State (2013)
 Was held to 20 or fewer total yards _____ 11, at Kansas (2013)
 Had 100 or more rushing yards _____ 112, at #15 Oklahoma (2015)
 Had 150 or more passing yards _____ 152, vs. #3 TCU (2015)
 Had 190 or more total yards _____ 231, at Arizona State (2016)

FIRST HALF

Was held to 5 or fewer rushing yards _____ -5, vs. Stephen F. Austin (2016)
 Was held to 15 or fewer passing yards _____ 14, vs. Arizona State (2013)
 Was held to 60 or fewer total yards _____ 56, vs. Northwestern State (2012)
 Had 200 or more rushing yards _____ 216, at #15 Oklahoma (2015)
 Had 220 or more passing yards _____ 228, at Arizona State (2016)
 Had 300 or more total yards _____ 354, at Arizona State (2016)

3rd Quarter

Was held to 5 or fewer rushing yards _____ -8, vs. Kansas (2016)
 Was held to 0 passing yards _____ 0, vs. Kansas State (2015)
 Was held to 20 or fewer total yards _____ 15, vs. Northwestern State (2012)
 Had 100 or more rushing yards _____ 117, vs. #22 LSU (2015)
 Had 200 or more passing yards _____ 234, at #10 TCU (2014)
 Had 300 or more total yards _____ 320, at #10 TCU (2014)

4th Quarter

Was held to 5 or fewer rushing yards _____ 3, vs. Stephen F. Austin (2016)
 Was held to 0 passing yards _____ 0, at #24 Oklahoma State (2014)
 Was held to 20 or fewer total yards _____ 17, vs. New Mexico (2012)
 Had 150 or more rushing yards _____ 192, at Texas (2015)
 Had 120 or more passing yards _____ 151, vs. Louisiana Tech (2016)
 Had 170 or more total yards _____ 195, at Texas (2015)

SECOND HALF

Was held to 45 or fewer rushing yards _____ 5, vs. Kansas (2016)
 Was held to 15 or fewer passing yards _____ 13, vs. #24 Oklahoma (2014)
 Was held to 90 or fewer total yards _____ 88, vs. Kansas State (2013)
 Had 200 or more rushing yards _____ 214, vs. #22 LSU (2015)
 Had 230 or more passing yards _____ 231, at SMU (2013)
 Had 350 or more total yards _____ 365, vs. #22 LSU (2015)



THE LAST TIME TEXAS TECH...

OFFENSE (OPPONENT - TEAM)

RUSHING

Rushed for 100 or more yards _____ Shell Rushel, 105, vs. West Virginia (2016)
 Rushed for 150 or more yards _____ Jarred Craft, 151, vs. Louisiana Tech (2016)
 Rushed for 200 or more yards _____ Leonard Fournette, 212, vs. #22 LSU (2015)
 Quarterback rushed for 100 or more yards _____ Trevone Boykin - 101 yards, vs. #24 TCU (2013)

Had 2 100-yard rushers _____ Kalen Ballage (137) & Demario Richard (11), at Arizona State (2016)

Had a run of 50 or more yards _____ Kalen Ballage, 75 yards, at Arizona State (2016)
 Had a run of 60 or more yards _____ Kalen Ballage, 75 yards, at Arizona State (2016)
 Had a run of 70 or more yards _____ Kalen Ballage, 75 yards, at Arizona State (2016)
 Had a run of 80 or more yards _____ Chris Warren, 91 yards, at Texas (2015)
 Had a run of 90 or more yards _____ Chris Warren, 91 yards, at Texas (2015)

Made 30 or more attempts _____ Demario Richard, 30, at Arizona State (2016)
 Made 40 or more attempts _____ Terrance Ganaway, 42, vs. #20 Baylor (2011)

Rushed for 3 or more touchdowns _____ Kalen Ballage, 7, at Arizona State (2016)
 Rushed for 4 or more touchdowns _____ Kalen Ballage, 7, at Arizona State (2016)
 Rushed for 5 or more touchdowns _____ Kalen Ballage, 7, at Arizona State (2016)
 Rushed for 6 or more touchdowns _____ Kalen Ballage, 7, at Arizona State (2016)
 Rushed for 7 or more touchdowns _____ Kalen Ballage, 7, at Arizona State (2016)
 Had 2 players rush for 2 touchdowns _____ Samaje Perine (4) & Joe Mixon (2), at #15 Oklahoma (2015)

Had 2 fumbles or more (QB/RB) _____ RB Joseph Randle, 2 (lost 2), vs. #2 Oklahoma State (2011)
 Had 2 fumbles or more (WR) _____ WR Marcus Johnson, 2 (lost 2), at Texas (2013)

PASSING

Had 55 or more passing attempts _____ Garrett Gilbert, 62, at SMU (2013)
 Had 60 or more passing attempts _____ Garrett Gilbert, 62, at SMU (2013)

Had 30 or more completions _____ Ryan Willis, 35 at Kansas (2015)
 Had 35 or more completions _____ Ryan Willis, 35, at Kansas (2015)
 Had 40 or more completions _____ Garrett Gilbert, 41, at SMU (2013)

Completed a pass of 50 or more yards _____ Skyler Howard, 53 yards, vs. West Virginia (2016)
 Completed a pass of 60 or more yards _____ Ryan Higgins, 76 yards, vs. Louisiana Tech (2016)
 Completed a pass of 70 or more yards _____ Ryan Higgins, 76 yards, vs. Louisiana Tech (2016)
 Completed a pass of 80 or more yards _____ Seth Russell, 87, vs. #5 Baylor (2015)
 Completed a pass of 90 or more yards _____ Trevone Boykin, 92, at #10 TCU (2014)

Passed for 350 or more yards _____ Manny Wilkins, 351, at Arizona State (2016)
 Passed for 400 or more yards _____ Trevone Boykin, 509, vs. #3 TCU (2015)
 Passed for 500 or more yards _____ Trevone Boykin, 509, vs. #3 TCU (2015)

Non-QB threw for a touchdown pass _____ Austin Hays (WR), vs. #12 Oklahoma State (2015) - 19yds to Blake Jarwin

Passed for 4 or more touchdowns _____ Seth Russell, 4, vs. #5 Baylor (2015)
 Passed for 5 or more touchdowns _____ Trevone Boykin, 7, at #10 TCU (2014)
 Passed for 6 or more touchdowns _____ Trevone Boykin, 7, at #10 TCU (2014)
 Passed for 6 or more touchdowns _____ Trevone Boykin, 7, at #10 TCU (2014)
 Passed for 7 or more touchdowns _____ Trevone Boykin, 7, at #10 TCU (2014)

Threw 3 or more interceptions _____ Steele Jantz, 3, at Iowa State (2012)
 Threw 4 or more interceptions _____ B.L. Mitchell, 5, vs. SMU (2008)
 Threw 5 or more interceptions _____ B.L. Mitchell, 5, vs. SMU (2008)

RECEIVING

Caught 10 or more passes _____ Josh Doctson (18), vs. #3 TCU (2015)
 Caught 11 or more passes _____ Josh Doctson (18), vs. #3 TCU (2015)
 Caught 12 or more passes _____ Josh Doctson (18), vs. #3 TCU (2015)
 Caught 13 or more passes _____ Josh Doctson (18), vs. #3 TCU (2015)
 Caught 18 or more passes _____ Josh Doctson (18), vs. #3 TCU (2015)

Had 100 or more receiving yards _____ Daikiel Shorts, 100, vs. West Virginia (2016)
 Had 150 or more receiving yards _____ Trent Taylor (166), vs. Louisiana Tech (2016)
 Had 175 or more receiving yards _____ James Washington (200), vs. #12 Oklahoma State (2015)
 Had 200 or more receiving yards _____ James Washington (200), vs. #12 Oklahoma State (2015)

Had a reception of 50 or more yards _____ Carlos Henderson, 54, vs. Louisiana Tech (2016)
 Had a reception of 60 or more yards _____ Trent Taylor, 76, vs. Louisiana Tech (2016)
 Had a reception of 70 or more yards _____ Trent Taylor, 76, vs. Louisiana Tech (2016)
 Had a reception of 80 or more yards _____ Jay Lee, 87, vs. #5 Baylor (2015)
 Had a reception of 90 or more yards _____ Deante' Gray, 92, at #10 TCU (2014)

Had 2 or more 100-yard receivers _____ 2, Carlos Henderson (130) & Trent Taylor (166), vs. Louisiana Tech (2016)
 Had 3 or more 100-yard receivers _____ 3, Gilbert (156), J. Brown (136), Grant (133), vs. Houston (1991)

Had 3 or more receiving touchdowns _____ Corey Coleman, 3, vs. #5 Baylor (2015)
 Had 4 or more receiving touchdowns _____ Wayne McGarrity, 4, vs. #18 Texas (1998)

ALL-PURPOSE

Scored 4 or more touchdowns _____ Kalen Ballage, 8, at Arizona State (2016)
 Scored 8 or more touchdowns _____ Kalen Ballage, 8, at Arizona State (2016)
 Had 200 or more all-purpose yards _____ Kalen Ballage, 207, at Arizona State (2016)
 Had 225 or more all-purpose yards _____ Josh Doctson, 267, vs. #3 TCU (2015)

Had 250 or more all-purpose yards _____ Josh Doctson, 267, vs. #3 TCU (2015)

DEFENSE (OPPONENT - TEAM)

INTERCEPTIONS

Had 2 or more interceptions _____ De'Chavon Hayes, 2, at Arizona State (2016)
 Had 3 or more interceptions _____ Joel Schwenzfeizer, 3, vs. North Dakota (2009)

TACKLES

Had 15 or more tackles _____ Ben Heeney 21, vs. Kansas (2014)
 Had 16 or more tackles _____ Ben Heeney 21, vs. Kansas (2014)
 Had 17 or more tackles _____ Ben Heeney 21, vs. Kansas (2014)
 Had 18 or more tackles _____ Ben Heeney 21, vs. Kansas (2014)
 Had 19 or more tackles _____ Ben Heeney 21, vs. Kansas (2014)
 Had 20 or more tackles _____ Ben Heeney 21, vs. Kansas (2014)

SACKS

Had 2 or more sacks _____ Jordan Willis, 2, at Kansas State (2016)
 Had 3 or more sacks _____ Jackson Jeffcoat, 3, at Texas (2013)

TACKLES FOR A LOSS

Had 4 or more tackles for a loss _____ Kendall Beckwith, 4, vs. #22 LSU (2015)
 Had 5 or more tackles for a loss _____ Ty Warren, 5, vs. Texas A&M (2001)

QUARTERBACK HURRIES

Had 4 or more quarterback hurries _____ Jamal Palmer, 4, vs. #5 Baylor (2015)

PASS BREAKUPS

Had 4 or more pass breakups _____ Duke Thomas, 4, vs. Texas (2014)

FORCED FUMBLES

Had 2 or more forced fumbles _____ Jimmy Bean, 2, at #24 Oklahoma State (2014)

FUMBLE RECOVERIES

Had 2 or more fumble recoveries _____ Efreim Oliphant, 2, vs. Houston (2010)

SAFETY

Recorded a safety (individual tackle) _____ Jimmy Wilkerson (tackled QB), at #4 Oklahoma (2002)

MISCELLANEOUS

Returned an INT for a touchdown _____ D.J. Reed, 35 yards, at Kansas State (2016)
 Returned a fumble for a touchdown _____ Max Onyegbule (3 yds), vs. Kansas (2009)



THE LAST TIME TEXAS TECH...

SPECIAL TEAMS (OPPONENT - TEAM)

PUNT RETURN

Had 65 or more punt return yards _____ Jalen McCleskey, 67 yards, vs. #12 Oklahoma State (2015)
 Had a punt return for a touchdown _____ Jalen McCleskey, 67 yards, vs. #12 Oklahoma State (2015)
 Blocked a punt _____ Derek Branson, vs. #12 Oklahoma State (2013)
 Returned a blocked punt for a touchdown _____ Zack Craig (30 yds), at #24 Oklahoma State (2012)
 Blocked a punt for a safety _____ Team Block, vs. Clemson (2002)

KICKOFF RETURN

Had 175 or more kick return yards _____ Morgan Burns, 221, vs. Kansas State (2015)
 Had 200 or more kick return yards _____ Morgan Burns, 221, vs. Kansas State (2015)
 Had a kick return for a touchdown _____ Morgan Burns, 93 yards, vs. Kansas State (2015)

PUNTING

Made 9 or more punts _____ Cole Moos, 10, vs. Kansas (2016)
 Averaged 50 or more yards (min. 5 att.) _____ Matt Spencer, 51.6 (5 att.), vs. Central Arkansas (2014)
 Had 5 or more 50-yard punts _____ Matt Graber, 5, vs. #14 Missouri (2010)
 Had a 60-yard punt or longer _____ Caleb Lewallen, 63, vs. Stephen F. Austin (2016)
 Had a 70-yard punt or longer _____ Tress Way 71, vs. #14 Oklahoma (2012)
 Had 5 or more punts land inside the 20 _____ David Lonie, 5, vs. #4 California (2004)

FIELD GOALS & PAT

Made a 50-yard field goal or longer _____ Josh Lambert, 55 yds, vs. West Virginia (2014)
 Made a 51-yard field goal or longer _____ Josh Lambert, 55 yds, vs. West Virginia (2014)
 Made a 52-yard field goal or longer _____ Josh Lambert, 55 yds, vs. West Virginia (2014)
 Made a 53-yard field goal or longer _____ Josh Lambert, 55 yds, vs. West Virginia (2014)
 Made a 54-yard field goal or longer _____ Josh Lambert, 55 yds, vs. West Virginia (2014)
 Made a 55-yard field goal or longer _____ Josh Lambert, 55 yds, vs. West Virginia (2014)
 Made a 56-yard field goal or longer _____ Matt Szymanski, 61 yds, vs. SMU (2010)
 Made a 57-yard field goal or longer _____ Matt Szymanski, 61 yds, vs. SMU (2010)
 Made a 58-yard field goal or longer _____ Matt Szymanski, 61 yds, vs. SMU (2010)
 Made a 59-yard field goal or longer _____ Matt Szymanski, 61 yds, vs. SMU (2010)
 Made a 60-yard field goal or longer _____ Matt Szymanski, 61 yds, vs. SMU (2010)
 Made a 61-yard field goal or longer _____ Matt Szymanski, 61 yds, vs. SMU (2010)

Made 3 or more field goals _____ M. McCrane, 3-of-3, at Kansas State (2016)
 Made 4 or more field goals _____ Jaden Oberkrom, 4-of-4, at #10 TCU (2014)
 Made 5 or more field goals _____ Jaden Oberkrom, 6-of-6, at #21 TCU (2012)
 Made 6 or more field goals _____ Jaden Oberkrom, 6-of-6, at #21 TCU (2012)

Made a game-winning FG in last minute _____ Josh Lambert, 55 yds (0:00), vs. West Virginia (2014)
 Made a game-winning FG as time expired _____ Josh Lambert, 55 yds (0:00), vs. West Virginia (2014)

Blocked a field goal attempt _____ Brian Boddy, 28-yard FG attempt, vs. Minnesota (2012)
 Returned a blocked FG for a TD _____ Dustin Harris... Terrance Frederick, 65 yds, vs. #23 Texas A&M (2011)

MISCELLANEOUS (OPPONENT - TEAM)

Game-winning TD with less than a minute _____ Trevone Boykin 4-yd pass to Aaron Green (0:23), vs. #3 TCU (2015)
 Game-winning TD in overtime _____ Glasco Martin 4-yd run, vs. Baylor (2012)
 Game-winning field goal in overtime _____ Johnny Beck 37-yd field goal, vs. Kansas (2001)



GAME 7: OKLAHOMA

ALPHABETICAL ROSTER

NO	NAME	POS
70	Zach Adams	OL
58	Madison Akamnonu	OL
38	Kisean Allen	DB
42	Matthew Anunda	LB
19	Zach Austin	WR
28	Paul Banks III	DB
49	Michael Barden	PK
12	Zach Barnes	DL
13	Cameron Batson	WR
36	Erik Baughman	PK
17	De'Quan Bowman	WR
20	Jordyn Brooks	LB
65	Baylen Brown	OL
8	Tony Brown	WR
79	Travis Bruffy	OL
14	Dylan Cantrell	WR
68	Grant Caravelli	OL
25	Douglas Coleman	DB
80	Michael Coley	WR
74	Cole Collier	OL
20	Keke Coutee	WR
48	Jake Daugherty	PK
21	Corey Dauphine	RB
83	Ethan Davidson	WR
2	Reginald Davis III	WR
7	Jett Duffey	QB
77	Conner Dyer	OL
47	Cade Erwin	DB
4	Breiden Fehoko	DL
27	Demarcus Felton	RB
23	DaMarcus Fields	DB
18	Colt Garrett	QB
66	John Gerold	OL
9	Jonathan Giles	WR
94	Lonzell Gilmore	DL
96	Clayton Hatfield	PK
53	Kyle Heffron	DS
47	Braden Hucks	WR
56	Luke Heitshusen	OL
50	Clarence Henderson	DL
24	Payton Hendrix	DB
50	Jacob Herbig	DS
46	RJ Hester	DB
88	Ja'Deion High	WR
90	Kaleb Hill	DL
13	Kolin Hill	DL
34	D'Vonta Hinton	LB
53	Eli Howard	DL
93	Ivory Jackson	DL
41	Malik Jenkins	LB
7	Jah'Shawn Johnson	DB
8	Jamile Johnson	LB
39	Adaryan Jones	DB
92	Noah Jones	DL
40	Connor Killian	DS
87	Kash Knutson	WR
6	Devin Lauderdale	WR
11	Jacarthy Mack	DL
5	Patrick Mahomes II	QB

NUMERICAL ROSTER

NO	PLAYER	POS	HT	WT	YR-EX	HOMETOWN/HIGH SCHOOL/LAST SCHOOL
1	Quan Shorts	WR	6-2	195	Fr-RS	Humble, Texas/Atascocita
2	Reginald Davis III	WR	6-0	185	Sr-3L	Tenaha, Texas/Tenaha
3	D.J. Polite-Bray	DB	6-0	195	Jr-2L	Lithonia, Ga./Martin Luther King
4	Breiden Fehoko	DL	6-3	295	So-1L	Honolulu, Hawaii/Farrington
4	Justin Stockton	RB	5-10	200	Jr-2L	Cibolo, Texas/Steele
5	Patrick Mahomes II	QB	6-3	230	Jr-2L	Whitehouse, Texas/Whitehouse
5	Gary Moore	DL	6-5	240	Jr-2L	Clarksville, Texas/Clarksville
6	Devin Lauderdale	WR	5-10	176	Sr-2L	Houston, Texas/Bellaire/Navarro College
6	Kris Williams	DL	6-1	240	Sr-2L	Dallas, Texas/Bryan Adams
7	Jett Duffey	QB	6-1	200	Fr-HS	Mansfield, Texas/Lake Ridge
7	Jah'Shawn Johnson	DB	5-10	180	So-1L	Ennis, Texas/Ennis
8	Tony Brown	WR	6-1	195	So-1L	La Mirada, Calif./La Mirada
8	Jamile Johnson	LB	6-0	220	Fr-RS	Dallas, Texas/South Oak Cliff
9	Jonathan Giles	WR	5-11	185	So-1L	Missouri City, Texas/Fort Bend Elkins
9	Ondre Pipkins	DL	6-3	325	Sr-TR	Kansas City, Mo./Park Hill/Michigan
10	Johnathan Picone	LB	6-1	220	Fr-HS	Covington, La./Mandeville
10	Payne Sullins	QB	6-2	180	So-1L	Gatesville, Texas/Reicher
11	Jacarthy Mack	DL	6-2	195	Jr-2L	Lithonia, Ga./Martin Luther King
11	Derrick Willies	WR	6-3	215	Jr-TR	San Bernardino, Calif./Trinity Valley C.C./Iowa
12	Zach Barnes	DL	6-3	240	Jr-2L	Loganville, Ga./Grayson
12	Ian Sadler	WR	5-11	195	Jr-2L	Argyle, Texas/Argyle
13	Cameron Batson	WR	5-9	175	Jr-2L	Oklahoma City, Okla./Millwood
13	Kolin Hill	DL	6-2	250	So-RS	Schertz, Texas/Samuel Clemens/Notre Dame
14	Dylan Cantrell	WR	6-3	210	Jr-2L	Whitehouse, Texas/Whitehouse
15	Donta Thompson	WR	6-4	215	Fr-RS	Ennis, Texas/Ennis
15	Keenon Ward	DB	5-9	200	Sr-3L	Snyder, Texas/Snyder
16	Nic Shimonek	QB	6-3	220	Jr-1L	Corsicana, Texas/Mildred/Iowa
17	De'Quan Bowman	WR	5-11	180	Jr-TR	Millville, N.J./Millville/Hutchinson C.C.
17	Thierry Nguema	DB	5-10	175	Sr-3L	Corona, Calif./Santiago
18	Colt Garrett	QB	6-1	180	Fr-HS	Lubbock, Texas/Roosevelt
18	Christian Taylor	LB	6-2	210	Fr-RS	Houston, Texas/Jersey Village
19	Zach Austin	WR	5-11	195	Jr-1L	Austin, Texas/Lake Travis
19	Willie Sykes	DB	6-0	180	So-TR	Houston, Texas/Spring/Arkansas
20	Jordyn Brooks	LB	6-1	235	Fr-HS	Houston, Texas/Stratford High School
20	Keke Coutee	WR	5-11	175	So-1L	Lufkin, Texas/Lufkin
21	Corey Dauphine	RB	6-0	195	Fr-RS	Port Arthur, Texas/Memorial
22	Desmon Smith	DB	6-2	190	Fr-HS	Odessa, Texas/Permian
22	Antoine Wesley	WR	6-5	175	Fr-HS	Cibolo, Texas/Steele
23	Quinton White, Jr.	RB	5-7	215	Sr-3L	College Station, Texas/A&M Consolidated
24	Payton Hendrix	DB	6-2	210	So-1L	Dallas, Texas/Bishop Dunne
25	Douglas Coleman	DB	6-1	175	Fr-HS	Zachary, La./Zachary
26	Kevin Moore	DB	6-1	195	Fr-HS	Lafayette, La./Acadiana
27	Demarcus Felton	RB	5-7	190	So-1L	Houston, Texas/Dekaney
28	Paul Banks III	DB	6-2	185	Sr-1L	Houston, Texas/Kashmere/Navarro
29	Mason Reed	FB	6-2	215	Jr-SQ	Cisco, Texas/Cisco
30	Matthew Rubal	DB	6-2	185	Jr-TR	Missouri City, Texas/Ridge Point/Mississippi College
30	Caleb Woodward	RB	6-0	210	Jr-1L	Leander, Texas/Leander
31	Justis Nelson	DB	6-2	180	Sr-3L	Mesquite, Texas/Dallas Christian
32	Justus Parker	DB	6-0	185	So-TR	La Vernia, Texas/La Vernia/Texas Lutheran
32	Da'Leon Ward	RB	5-10	180	Fr-HS	Dall/Skyline
33	Brayden Stringer	LB	6-2	205	Fr-HS	Cypress, Texas/Cypress Ranch
34	D'Vonta Hinton	LB	5-9	225	So-1L	Texas City, Texas/Texas City
34	Hunter Rittmann	WR	6-0	175	So-SQ	San Antonio, Texas/Johnson
35	Tyler Scalzi	FB	6-4	238	Sr-3L	Flower Mound, Texas/Flower Mound
36	Erik Baughman	PK	6-0	175	Fr-HS	League City, Texas/Clear Creek
37	Luke Stice	LB	6-0	230	Sr-TR	Midland, Texas/Lee/Houston
38	Kisean Allen	DB	5-11	170	So-1L	Mesquite, Texas/Poteet
39	Adaryan Jones	DB	6-0	170	So-RS	Southlake, Texas/Southlake Carroll/New Mexico State
40	Connor Killian	DS	6-2	235	Fr-HS	Keller, Texas/Keller
41	Malik Jenkins	LB	6-1	225	Sr-3L	Ennis, Texas/Ennis
42	Matthew Anunda	LB	5-9	190	Fr-HS	Arlington, Texas/Arlington
45	IV Seacat	DS	5-8	193	Fr-HS	Southlake, Texas/Carroll
46	RJ Hester	DB	5-9	185	Jr-SQ	Arlington, Texas/ Mansfield Summit/East Texas Baptist
47	Cade Erwin	DB	5-11	185	So-TR	Flower Mound, Texas/Marcus/Air Force
47	Braden Hucks	WR	5-10	175	Fr-RS	San Angelo, Texas/Central
48	Jake Daugherty	PK	6-0	175	Fr-RS	Fort Myers, Fla./Fort Myers
49	Michael Barden	PK	5-10	175	So-1L	Austin, Texas/Westlake
50	Clarence Henderson	DL	6-2	230	Fr-HS	Dallas, Texas/Skyline
50	Jacob Herbig	DS	6-0	180	Fr-RS	Denton, Texas/Guyer
51	Tony Morales	OL	6-3	295	Sr-1L	Arlington, Texas/Sam Houston



NUMERICAL ROSTER

53	Kyle Heffron	DS	5-11	225	Jr-SQ	San Antonio, Texas/Ronald Reagan
53	Eli Howard	DL	6-3	250	Fr-TR	San Angelo, Texas/Central/North Texas
54	Coltin Nied	LB	6-1	220	Fr-RS	Southlake, Texas/Carroll
56	Luke Heitshusen	OL	6-3	255	So-1L	Allen, Texas/Allen
58	Madison Akamnonu	OL	6-5	310	Fr-RS	Arlington, Texas/Bowie
64	Ethan Smith	OL	6-6	275	So-1L	Humble, Texas/Atascocita
65	Baylen Brown	OL	6-5	305	Sr-3L	San Antonio, Texas/O'Connor
66	John Gerold	OL	6-3	270	Fr-TR	Houston, Texas/Cy-Fair/Colorado School of the Mines
68	Grant Caravelli	OL	6-3	290	Fr-RS	Wolfforth, Texas/Frenship
70	Zach Adams	OL	6-6	315	Fr-HS	Fredericksburg, Va./Riverbend
71	Bailey Smith	OL	6-5	300	Fr-HS	Wylie, Texas/Lovejoy
72	Jack Reichel	OL	6-5	290	So-TR	Sacramento, Calif./West Campus/American River College
73	Justin Murphy	OL	6-6	310	So-1L	Belton, Texas/Belton
74	Cole Collier	OL	6-1	300	So-1L	Prosper, Texas/Prosper
75	Giovanni Pancotti	OL	6-5	280	Fr-HS	Houston, Texas/Bellaire Episcopal
76	Paul Stawarz	OL	6-5	295	So-RS	Glen Ellyn, Ill./Minooka/College of DuPage
77	Conner Dyer	OL	6-4	295	Fr-RS	Mesquite, Texas/Horn
78	Terence Steele	OL	6-6	300	Fr-RS	Cibola, Texas/Steele
79	Travis Bruffy	OL	6-6	270	Fr-HS	Missouri City, Texas/Ridge Point
80	Michael Coley	WR	6-2	198	So-1L	Irving, Texas/Irving
83	Ethan Davidson	WR	5-10	180	Fr-HS	Stratford, Texas/Houston
86	T.J. Vasher	WR	6-5	198	Fr-HS	Wichita Falls, Texas/Rider
87	Kash Knutson	WR	5-11	185	So-1L	San Antonio, Texas/Reagan
88	Ja'Deion High	WR	5-11	175	Jr-1L	Hereford, Texas/Hereford
88	Houston Miller	DL	6-4	240	Fr-HS	Keller, Texas/Keller
90	Kaleb Hill	DL	6-1	227	So-TR	Schertz, Texas/Samuel Clemens/Boise State
91	Kirby Vinson	DL	6-2	250	Fr-HS	Lubbock, Texas/Cooper
92	Noah Jones	DL	6-3	250	Fr-HS	Moore, Okla./Southmoore
93	Ivory Jackson	DL	6-3	242	Fr-HS	Amarillo, Texas/Amarillo
94	Lonzell Gilmore	DL	6-3	250	Fr-RS	Spring, Texas/Spring
95	Talor Nunez	DL	6-4	255	Jr-2L	Midland, Texas/Lee
96	Clayton Hatfield	PK	5-10	170	So-1L	Boerne, Texas/Champion
96	Broderick Washington	DL	6-3	305	Fr-RS	Longview, Texas/Longview
97	Joseph Wallace	DL	6-1	320	Fr-HS	Dallas, Texas/Skyline
98	Nick McCann	DL	6-2	300	Fr-HS	Texarkana, Ark./Arkansas
99	Mychealon Thomas	DL	6-1	325	Jr-TR	Dallas, Texas/Skyline/Butler C.C.

COACHING STAFF

Head Coach/Quarterbacks
 Defensive Coordinator/Defensive Backs
 Offensive Coordinator/Inside Receivers
 Special Teams Coordinator
 Running Backs
 Offensive Line
 Outside Receivers
 Defensive Line
 Cornerbacks
 Linebackers/Recruiting Coordinator
 Head Strength and Conditioning

Kliff Kingsbury (Fourth Season)
 David Gibbs (Second Season)
 Eric Morris (Fourth Season)
 Joe Robinson (First Season)
 DeShaun Foster (First Season)
 Lee Hays (Fourth Season)
 Emmett Jones (Second Season)
 Kevin Patrick (First Season)
 Karl Scott (First Season)
 Zac Spavital (Second Season)
 Rusty Whitt (First Season)

PRONUNCIATION GUIDE

Madison Akamnonu AH-kuh-MAH-no
 Kisean Allen kee-SHAWN
 Keke Coutee Kee-kee CUE-tee
 Corey Dauphine DAW-pheen
 Breiden Fehoko BRAY-den feh-HOE-koe
 Ja'Deion High JAY-dee-un
 D'Vonta Hinton DAH-von-tay
 Jonathan Giles JY-ulls
 Lonzell Gilmore lon-ZELL
 Jah'Shawn Johnson juh-SHAWN
 Jamile Johnson juh-MILL
 Adaryan Jones A-DARE-ee-un
 Kash Knutson kuh-NUTE-son
 Patrick Mahomes II muh-HOMES
 Thierry Nguema THARE-ee GHEE-muh
 Johnathan Picone Pah-cone-EE
 Jack Reichel Rike-ul
 Tyler Scalzi SCOWL-zee
 Nic Shimonek Shim-AH-neck

Quan Shorts Kwan
 Paul Stawarz STAY-wars
 Mychealon Thomas MIKE-lynn
 Donta Thompson DON-tay
 Da'Leon Ward DAY-leon
 Kahlee Woods KAH-lee

COACHES

DeShaun Foster Dah-shawn
 Zac Spavital Spav-a-tal

ALPHABETICAL ROSTER

98	Nick McCann	DL
88	Houston Miller	DL
5	Gary Moore	DL
26	Kevin Moore	DB
51	Tony Morales	OL
73	Justin Murphy	OL
31	Justis Nelson	DB
17	Thierry Nguema	DB
54	Coltin Nied	LB
95	Talor Nunez	DL
75	Giovanni Pancotti	OL
32	Justus Parker	DB
10	Johnathan Picone	LB
9	Ondre Pipkins	DL
3	D.J. Polite-Bray	DB
29	Mason Reed	FB
72	Jack Reichel	OL
34	Hunter Rittimann	WR
30	Matthew Rubal	DB
12	Ian Sadler	WR
35	Tyler Scalzi	FB
45	IV Seacat	DS
16	Nic Shimonek	QB
1	Quan Shorts	WR
71	Bailey Smith	OL
22	Desmon Smith	DB
64	Ethan Smith	OL
76	Paul Stawarz	OL
78	Terence Steele	OL
37	Luke Stice	LB
4	Justin Stockton	RB
33	Brayden Stringer	LB
10	Payne Sullins	QB
19	Willie Sykes	DB
18	Christian Taylor	LB
99	Mychealon Thomas	DL
15	Donta Thompson	WR
86	T.J. Vasher	WR
91	Kirby Vinson	DL
97	Joseph Wallace	DL
32	Da'Leon Ward	RB
15	Keenon Ward	DB
96	Broderick Washington	DL
22	Antoine Wesley	WR
23	Quinton White, Jr.	RB
6	Kris Williams	DL
11	Derrick Willies	WR
30	Caleb Woodward	RB



TEXAS TECH ATHLETICS COMMUNICATIONS



MATT DOWDY
Associate Director
806-928-5190



BLAKE ZIMMERMAN
Associate Director
806-685-8209



MALLEY STODDARD
Assistant Director
806-742-2770

TEXAS TECH ATHLETICS COMMUNICATIONS

Room 117 South End Jones AT&T Stadium
Office: (806) 742-2770 • Fax: (806) 742-1970
2526 6th Street • Lubbock, TX 79409
www.TexasTech.com/Media
www.TTUmedia.com (FTP Website)



MEDIA INFORMATION

CREDENTIAL REQUESTS

Please direct all credential requests to the online credential portal located at www.sportssystem.com/texastech. Confirmation of your request will be made upon review by Matt Dowdy. Credentials are limited to members of the working media who are assigned to cover Texas Tech Football. Please note that Texas Tech Athletics does not grant credential requests to freelance photographers.

Credentials must be requested online by 5 p.m. of Wednesday each game week. All requests made game week will be held for pickup until 5 p.m. Friday at the Athletics Communications Office in Room 117 in the South End of Jones AT&T Stadium. Credentials not picked up by 5 p.m. Friday will be available at Media Will Call located at the main entrance to United Supermarkets Arena.

BIG 12 CONFERENCE CALL

In addition to his weekly news conference, Kliff Kingsbury is available on the Big 12 Conference weekly teleconference at 10:50 a.m. on Mondays. Contact Joni Lehmann in the league office for access to the teleconference (469-524-1007).

Order of Coaches

9:50 a.m. — Charlie Strong, Texas
10:00 a.m. — David Beaty, Kansas
10:10 a.m. — Bob Stoops, Oklahoma
10:20 a.m. — Mike Gundy, Oklahoma State
10:30 a.m. — Bill Snyder, Kansas State
10:40 a.m. — Dana Holgorsen, West Virginia
10:50 a.m. — Kliff Kingsbury, Texas Tech
11:00 a.m. — Jim Grobe, Baylor
11:10 a.m. — Matt Campbell, Iowa State
11:20 a.m. — Gary Patterson, TCU

The call will be available live and archived on www.Big12Sports.com. A replay will also be provided for 48 hours, beginning at 4 p.m. CT on Mondays at (866) 243-0021.

WWW.TEXASTECH.COM

This is the official website of Texas Tech Athletics. Texas Tech football releases as well as a wide variety of athletics department information can be found on the web. Weekly game notes, news and statistical information can be found here throughout the football season.

KLIFF KINGSBURY RADIO SHOW

"Red Raider Football with Kliff Kingsbury" will air live each Thursday evening beginning on Sept. 1 on the Texas Tech Sports Network. The show is hosted each week by Chris Level and runs between 6:30-7:30 p.m. The show will tape live from Rudy's BBQ located on Slide Road and South Loop 289.

PHOTO REQUESTS

Please submit your requests to Matt Dowdy or Blake Zimmerman.

VIDEO DOWNLOADS

Broadcast quality video is now available for download on a daily basis. These files are in high-quality, Quick Time format and available at www.ttumediam.com.

Highlights from each individual game and postgame press conferences along with Monday press conferences will be available for on-demand download. Additionally, post practice interviews are being made available for download.

For login information, please contact Matt Dowdy or Blake Zimmerman in the athletics communications office.

MEDIA ACCESS

Texas Tech will host a weekly media luncheon on Monday mornings in the Football Training Facility, which is located on the southeast corner of the stadium. Head coach Kliff Kingsbury and requested players (depending on class schedules) will take part in a news conference that will follow lunch. Lunch will be served each Monday at 11 a.m. with the news conference following at 11:45 a.m.

Weekly Media Access

Sunday - No Availability
Monday - Media Luncheon/Post Practice (Coaches/Players)
Tuesday - Post Practice (Coaches/Players)
Wednesday - No availability
Thursday - No availability
Friday - No availability

Weekly Football Press Conference Dates (Times)

Monday, August 29 (11:45 a.m.)
Monday, September 5 (11:45 a.m.)
Monday, September 12 (11:45 a.m.)
Monday, September 26 (11:45 a.m.)
Monday, October 3 (11:45 a.m.)
Monday, October 10 (11:45 a.m.)
Monday, October 17 (11:45 a.m.)
Monday, October 24 (11:45 a.m.)
Monday, October 31 (11:45 a.m.)
Monday, November 7 (11:45 a.m.)
Monday, November 14 (11:45 a.m.)
Monday, November 21 (11:45 a.m.)
Lunch will be served at 11 a.m.

KINGSBURY AVAILABILITY

Sunday: None
Monday: Big 12 Conference Call; Weekly media luncheon
Tuesday: Following practice by request only
Wednesday: No availability
Thursday: No availability
Friday: No availability
Saturday: Postgame

TEXAS TECH SPORTS NETWORK

The Texas Tech Sports Network from Learfield Sports will carry all the exciting action of Red Raider Football beginning with the season opener with Sam Houston State and all the way through the bowl season. Brian Jensen (play-by-play) and John Harris (color analyst) return to the broadcast booth and will be joined on the sidelines by Chris Level (sidelines).

2016 RED RAIDER FOOTBALL AFFILIATES

CITY	STATION	FREQUENCY
Abilene/Haskell	KVRP-FM	97.1
Alpine	KVLF-AM	1240
Amarillo	KARX-FM	95.7
Andrews	KACT-AM	1360
Andrews	KACT-FM	105.5
Austin	KTXZ-AM	1560
Big Spring	KBST-FM	95.7
Brady	KNEL-FM	95.3
Brownwood	KQBZ-FM	96.9
Dallas	KFXR-AM	1190
Dallas	KWRD-FM	100.7
El Paso	KHEY-AM	1380
Fredericksburg	KNAF-AM	910
Hereford	KPAN-AM	860
Hereford	KPAN-FM	106.3
Hobbs, N.M.	KHOB-AM	1390
Houston	KGOL-AM	1190
Junction	KMBL-AM	1450
Lamesa	KPET-AM	690
Lamesa	KPET-FM	101.5
Lampasas	KACQ-FM	101.9
Lampasas	KCYL-AM	1450
Lubbock	KTTU-FM	97.3
Lubbock	KXTQ-FM	100.7
Lubbock	KJTV-AM	950
Memphis	KLSR-FM	105.3
Midland/Odessa	KCRS-AM	550
Odessa	KCRS-FM	95.5
Perryton	KEYE-AM	1400
Perryton	KEYE-FM	93.7
Plainview	KREW-AM	1400
Roswell, N.M.	KBIM-AM	910
Roswell, N.M.	KBIM-FM	93.7
San Angelo	KDCD-FM	92.9
San Antonio	KZDC-AM	1250
San Antonio	KZDC-FM	94.5
Seminole	KSEM-FM	106.3
Seymour	KSEY-FM	94.3
Seymour	KSEY-AM	1230
Sulphur Springs	KSST-AM	1230
Sweetwater	KSST-AM	1240
Tyler	KTBB-AM	600
Tyler	KYZS-AM	1490

SATELLITE RADIO

Sirius Radio Channel 136
XM Radio Channel 199



RED RAIDER
SPORTS PROPERTIES