



TEXAS TECH

2016 VOLLEYBALL

8 NCAA TOURNAMENT APPEARANCES

826 PROGRAM WINS

41ST SEASON

22

TEXAS TECH (10-11, 0-6) at IOWA STATE (9-8, 1-4)

Oct. 15 • 1 PM

Ames, Iowa • Hilton Coliseum

2016 SCHEDULE/RESULTS

Texas Tech (10-11 • 0-6 Big 12)

H: 5-3 • A: 4-4 • N: 1-4

AUGUST

26	^	vs. Colorado	L, 2-3
27	^	vs. Long Beach State	L, 0-3
27	^	at Portland State	W, 3-1

SEPTEMBER

2	+	vs. South Dakota State	W, 3-0
2	+	at North Dakota State	W, 3-2
3	+	at North Dakota	W, 3-0
5		UTEP	W, 3-0
9	%	ABILENE CHRISTIAN	W, 3-0
9	%	STEPHEN F. AUSTIN	W, 3-1
10	%	UT RIO GRANDE VALLEY	W, 3-0
10	%	ORAL ROBERTS	W, 3-1
14		at Rice	W, 3-2
15	#	vs. Texas State	L, 0-3
16	#	vs. Wichita State	L, 0-3
16	#	at UTSA	L, 0-3
21	*	at TCU	L, 1-3
24	*	WEST VIRGINIA	L, 0-3
28	*	at Baylor	L, 0-3

OCTOBER

5	*	KANSAS STATE	L, 0-3
8	*	at Kansas	L, 0-3
12	*	OKLAHOMA	L, 0-3
15	*	at Iowa State	1 PM
21	*	TEXAS	6 PM
26	*	KANSAS	6 PM
29	*	at West Virginia	2:30 PM

NOVEMBER

2	*	BAYLOR	6 PM
4	*	IOWA STATE	5 PM
12	*	at Oklahoma	TBA
16	*	at Texas	TBA
19	*	TCU	6 PM
26	*	at Kansas State	TBA

DECEMBER

1-3		NCAA FIRST & SECOND ROUNDS	TBA
9-10		NCAA REGIONALS	TBA
15		NCAA SEMIFINALS	TBA
17		NCAA NATIONAL CHAMPIONSHIP	TBA

* - Conference Match

^ Portland State Tournament (Portland, Oregon)

^ North Dakota State Classic (Fargo, North Dakota)

% Texas Tech Tournament (Lubbock, Texas)

UTSA Tournament (San Antonio, Texas)



@TTUVball/@TechAthletics



TexasTechVolleyball/TexasTechAthletics



/TTUVball & /TTUAthletics



Match 22

TEXAS TECH at IOWA STATE -- Ames, Iowa

IOWA STATE CYCLONES (9-8, 1-4)

2015 Team Record: 19-11, 11-5 Big 12

Head Coach: Christy Johnson-Lynch (Nebraska '96)

Career Record: 218-109 (12th season)

Record at Texas Tech: Same



TEXAS TECH RED RAIDERS (10-11, 0-6)

2015 Team Record: 14-16, 3-13 Big 12

Head Coach: Tony Graystone (Louisville '96)

Career Record: 450-171 (18th season)

Record at Texas Tech: 10-11 (1st season)



QUICK HITS

- First-year head coach Tony Graystone is in search of his first Big 12 win in the scarlet and black.
- Texas Tech trails the overall series, 20-23.
- Iowa State has won 19 straight meetings between the two squads dating back to 2006, including a 3-0 win last season in Ames.
- Texas Tech has dropped nine in a row after rattling off a ten match win streak.
- The Red Raiders have not started 0-7 in conference play since 2011, when they picked up their first Big 12 win in their ninth league contest.
- A pair of Red Raiders are among the Big 12 leaders in their respective categories. Senior Lauren Douglass is hitting at a .385 clip, which is third in the conference. Sophomore libero Tita Akiu is first in the conference with 336 total digs and ranks second in the conference with 4.80 digs/set.
- Freshman Maggie Sagers started at libero for the first time in her career, filling in for the injured Reyn Akiu, who will miss significant time with a knee injury.
- Texas Tech used its 14th different starting lineup of the season Wednesday against Oklahoma. No starting lineup has started more than three matches together for the Red Raiders this season.
- Aside from seniors Lauren Douglass and Marguerite Grubb, head coach Tony Graystone started all underclassmen in in the Red Raiders' last match against Oklahoma Wednesday.
- With several key players missing time this season, fourteen different players have started for the Red Raiders at some point this season.
- Sophomores Tita Akiu and Katy Keenan started every match this season up until Wednesday's tilt against Oklahoma. Fellow sophomore Sarah Redding and freshmen Toni McDougald, Chandler Atwood and Maggie Sagers have been regulars in the starting lineup as well.
- Setter Marguerite Grubb and sophomore Katy Keenan have been solid this season as Grubb ranks fifth in the conference at 10.17 assists/set while Keenan is just outside the top 10 in hitting percentage at .290.
- Senior Marguerite Grubb and junior Alyssa Ybanez have recorded the only double-doubles for Texas Tech this season. Grubb notched her third of the season in Tech's outing against Kansas State to give her 14 for her career, while Ybanez recorded the first of her career at Portland State.

TEXAS TECH STARTERS vs OKLAHOMA (2016 STATS)



MARGUERITE GRUBB




LAUREN DOUGLASS



MAGGIE SAGERS



KYLIE RITTIMANN



SARAH REDDING



KATY KEENAN



TONI MCDUGALD

5-10 • SET • SO	6-2 • MB • SR	5-9 • LIB • FR	5-10 • DS • FR	6-1 • OH • SO	6-4 • MB • SO	5-11 • OH • FR
A/S 10.17	K/S 3.11	#DIG 127	#DIG 55	K/S 2.12	#KILL 117	K/S 2.31
D/S 2.20	HIT % .382	D/S 2.08	D/S 1.00	#KILL 36	HIT % .290	#KILL 134
#AST 661	#BLK 79	#AST 13	#AST 7	HIT % .141	K/S 1.60	#BLK 19
#DIG 143	#KILL 227	#ACE 16	#ACE 8	#BLK 12	#BLK 42	HIT % .178

K/S designates kills per set • HIT % designates hitting percentage • D/S designates digs per set • B/S designates blocks per set • A/S designates assists per set.

2016 QUICK FACTS

GENERAL INFORMATION

Location _____ Lubbock, Texas
 Founded _____ 1923
 Enrollment _____ 35,893
 Nickname _____ Red Raiders
 Colors _____ Scarlet & Black
 Mascot _____ Masked Rider / Raider Red
 Affiliation _____ NCAA Division I
 Conference _____ Big 12
 Chancellor _____ Robert Duncan
 President _____ Dr. Lawrence Schovanec
 Athletics Director _____ Kirby Hocutt
 Sr. Associate AD/SWA _____ Dr. Judi Henry
 Department Main Number _____ (806) 742-3355

HISTORY

Season of Volleyball _____ 41st
 First Season _____ 1975
 All-Time Record _____ 826-679-6 (.548)
 NCAA Tournament Appearances _____ 8
 _____ 1990, 1991, 1992, 1995, 1996, 1998, 2000, 2001

FACILITY INFORMATION

Name _____ United Supermarkets Arena
 Opened _____ 1999
 Capacity _____ 15,070

COACHING STAFF

Head Coach _____ Tony Graystone
 Alma Mater _____ University of Louisville '96
 Record at Tech _____ 10-11 (1st Season)
 Career Record _____ 450-171 (18th Season)
 Twitter _____ @TonyGraystone
 Best time to reach _____ Contact SID
 Assistant Coach _____ Morgan Thomas (1st Season)
 Alma Mater _____ USC-Upstate '12
 Assistant Coach _____ Brandy Huskey (1st Season)
 Alma Mater _____ UTSA '13
 Dir. of Operations _____ Alyce Peters (2nd Season)
 Alma Mater _____ Texas State '09
 Office Number _____ (806) 742-7545

TEAM INFORMATION

2015 Record _____ 14-16
 Conference Record _____ 3-13
 Home Record _____ 7-7
 Away Record _____ 3-8
 Neutral Site Record _____ 4-1
 Postseason _____ None
 Final Ranking _____ None
 Letterwinners Returning/Lost _____ 12/4
 Starters Returning/Lost _____ 4/2+Libero
 Newcomers _____ 11
 Top Returning Players _____ Lauren Douglass,
 _____ Marguerite Grubb, Sarah Redding
 Top Newcomers _____ Eighthmy Dobbins,
 _____ Taylor Martinez, Hannah Henriksen

ATHLETICS COMMUNICATIONS

Senior Associate AD _____ Robert Giovannetti
 E-mail _____ robert.giovannetti@ttu.edu
 Assistant Director (Volleyball) _____ Ty Parker
 Office _____ (806) 834-2769
 Cell _____ (806) 928-8476
 Fax _____ (806) 742-1970
 E-mail _____ ty.a.parker@ttu.edu
 Website _____ www.texastech.com
 Twitter _____ @TTUVball, @TechAthletics
 Mailing Address _____ 2526 6th St.
 _____ Lubbock, TX 79409

MEDIA INFORMATION

The Texas Tech Athletics Communications office is here to serve the media throughout the 2016 Red Raider volleyball season. Media members in need of assistance can contact Ty Parker in the Athletics Communications office at (806) 928-8476.

MEDIA CREDENTIALS

Media members covering the Texas Tech volleyball program at the United Supermarkets Arena during the 2016 season must be issued a working credential from the Texas Tech Athletics Communications office.

- All requests for both media and photo credentials must be made either in writing or via e-mail at least a day in advance to Ty Parker, Assistant Director for Athletic Communications. (Office: (806) 834-2769; Fax: (806) 742-1970; e-mail: ty.a.parker@ttu.edu)
- Requests are honored from sports editors of daily and weekly newspapers, editors of sports periodicals, and sports directors of radio and television stations who broadcast regularly scheduled daily sports reports and talk shows.
- Credentials can be picked up in the Athletics Communications office (south end of Jones AT&T Stadium) or at will call, which is located at the United Supermarkets Arena ticket booth.

GAMEDAY SERVICES

A complete NCAA box score and pertinent game information will be distributed to members of the working media following the conclusion of the match. Game notes, statistics, and rosters are provided prior to first serve in the USA media room. A pregame meal is also served in the media room approximately 45 minutes prior to first serve.

PHOTOGRAPHERS

Photographers are permitted to shoot in approved areas at the United Supermarkets Arena. All photographers must be issued a working credential by the Athletics Communications office to gain access to the court level of the facility.

RADIO BROADCASTS

Media row at the United Spirit Arena is equipped with both ISDN and phone lines for radio crews wanting to broadcast Texas Tech matches. For information on the ISDN and phone lines, please contact Ty Parker in the Athletics Communications office.

VIDEO HIGHLIGHTS/NEWS CONFERENCES

Video from news conferences and games will be available to the media via FTP. Broadcast quality video footage (game highlights, post-practice interviews, post-game interviews, etc) are available at www.ttumedia.com. Please contact the athletics communications office for login instructions.

LIVE TELEVISION

Television stations are welcome to conduct live interviews from the United Spirit Arena as the facility can easily accommodate network game coverage. Live interviews will be conducted near the home tunnel on the north side of the court. Please notify Ty Parker at least 24 hours in advance for live television setup.

PLAYER INTERVIEWS

Players and coaches are available for interviews every day prior to the start of practice. Practice times vary from week to week, so media members wishing to attend should contact Ty Parker in the Athletics Communications office to get a weekly schedule.

POSTGAME INTERVIEWS

Texas Tech players and head coach Tony Graystone will be made available to the media on the court of the United Spirit Arena following a brief cooling off period. The Texas Tech locker room will remain closed.

PLAYER TO WATCH: LAUREN DOUGLASS

Senior Lauren Douglass has arguably been one of the most dominant players in Texas Tech history at the middle blocker position. The Flower Mound native set the school with a single-season hitting percentage of .377 last year, while also leading the team in kills and blocks. She is on pace for an even better 2016 clip.



SCOUTING THE CYCLONES

Iowa State (9-8, 1-4) won its last outing at South Dakota on Tuesday, 3-0. The Cyclones' lone Big 12 win came against West Virginia on September 30. Since then, Iowa State lost to No. 6 Kansas (1-3) and at No. 4 Texas (2-3). Junior outside hitter Alex Conaway leads the team offensively hitting at a .338 clip and has recorded double-digit kills in three-straight matches. As a team, the Cyclones are in the upper-half of the Big 12 in opponent hitting percentage (.198) and kills per set (13.73) and tops in the league in digs per set (16.56).

INSIDE THE SERIES

Texas Tech trails the all-time series with Iowa State, 20-23, with the Cyclones currently on a 19-match win streak against the Red Raiders dating back to 2006. Last season, Texas Tech fell to the Cyclones by scores of 1-3 at home and 0-3 in Ames, where the Red Raiders are 10-11 all-time. The Red Raiders won 16 of the first 17 matchups between the two squads in a series that dates back to 1989, but the Red Raiders last win was a 3-2 victory in 2006, and their last win in Ames was in 2004.

LAST TIME OUT

The Red Raiders suffered a narrow 0-3 defeat to Oklahoma Wednesday at United Supermarkets Arena. Texas Tech held a 23-20 lead in the first set before the Sooners rallied to take the frame (28-26). The Red Raiders led 19-17 in the second set and were tied 21-21 before Oklahoma closed the set (23-25). The Sooner defense helped them close out the third (17-25). Freshman Maggie Sagers started at libero for the first time in her career, filling in for injured Tita Akiu. Senior Lauren Douglass led the Red Raiders with 12 kills.

AMONG THE BIG 12'S BEST

A trio of Red Raiders rank among the best in the Big 12 for their position. Senior Lauren Douglass is third in the conference with a .382 hitting percentage, a clip which ranks 39th nationally. Prior to her injury, sophomore Tita Akiu led the conference in total digs and remains tied for second in the conference with 4.73 digs/set. Likewise, senior setter Marguerite Grubb is one of five players in the Big 12 averaging double-digit assists/set (10.17).

ON THE ROAD AGAIN

Texas Tech's trip to Ames marks its eighth contest outside of Lubbock in its last eleven matches. Texas Tech is 1-6 away from home during that span with its lone win coming in a five-set thriller at Rice. The Red Raiders started 4-0 on the road this season before droppings its last four contests at UTSA, TCU, Baylor and No. 6 Kansas. Texas Tech's four road wins this season are already its most in a single year since 2011.

YOUTH MOVEMENT

Aside from seniors Lauren Douglass and Marguerite Grubb, head coach Tony Graystone has trended towards starting all underclassmen in the last four matches. In fact, sophomore Kyndal Cowan started in place of Grubb at No. 6 Kansas, making Douglass the only upperclassmen in the starting lineup. Sophomores Tita Akiu and Katy Keenan have started every match this season, while fellow sophomore Sarah Redding and freshmen Toni McDougald, Chandler Atwood and Maggie Sagers have been regulars in the starting lineup as well. Atwood (2.31) and McDougald (2.27) rank second and third on the team in kills/set, respectively, while Keenan ranks second on the team in hitting percentage (.288). Freshman Maggie Sagers started at libero for the first time in her young career against Oklahoma, filling in for the injured Akiu, which also allowed freshman defensive specialist Kylie Rittmann to make her fifth start this season.

DOUBLE THREAT

While sophomore libero Tita Akiu receives much of the praise defensively, senior Lauren Douglass has once again proven to be a force at the net. Along with her dominance on the attack, the veteran is averaging 1.08 blocks/set to rank eighth in the Big 12, while her 79 total blocks rank fourth in the Big 12. Among the top 10 block leaders in the Big 12, Douglass's .389 hitting percentage is second in the league.

ON THE MEND

The Red Raiders have been working several key pieces back into the rotation since the beginning of Big 12 play. Sophomore Sarah Redding has started four of the last five matches after missing 14 matches with an injury, putting up a solid seven kills in the match. Junior Ashley Morgan also received time against Kansas State for just the third time this season after spending the majority of nonconference play recovering from injury. Senior setter Marguerite Grubb has started four of the last six matches as she continues to battle back from an ankle injury she suffered at UTSA. Texas Tech will again shuffle the deck with the recent loss of Reyn Akiu to injury.

INSIDE THE SERIES

TEXAS TECH TRAILS, 20-23

Home: 9-12; Away: 10-11; Neutral: 1-0

(Last 10)

11-21-15	_____	L	_____	1-3	_____	Home
9-25-15	_____	L	_____	0-3	_____	Away
11-26-14	_____	L	_____	0-3	_____	Away
10-18-14	_____	L	_____	2-3	_____	Home
10-30-13	_____	L	_____	2-3	_____	Away
10-2-13	_____	L	_____	0-3	_____	Home
11-3-12	_____	L	_____	0-3	_____	Away
10-6-12	_____	L	_____	1-3	_____	Home
11-5-11	_____	L	_____	0-3	_____	Away
9-24-11	_____	L	_____	0-3	_____	Home

AVCA RANKINGS (10/10)

Rk.	School	Pts.	W-L	LW
1	Wisconsin (50)	1584	14-1	2
2	Nebraska (14)	1547	14-1	3
3	Minnesota	1433	13-2	1
4	Texas	1427	13-2	4
5	San Diego	1337	15-2	5
6	Kansas	1251	15-2	6
7	Washington	1170	14-2	8
8	North Carolina	1134	14-2	9
9	Florida	1082	15-2	11
10	Penn State	1023	14-3	15
11	BYU	925	16-2	13
12	Stanford	895	10-4	7
13	Washington State	849	15-3	10
14	Michigan State	671	15-3	21
15	Florida State	661	12-3	16
16	Oregon	592	12-3	20
17	Hawaii	565	12-5	12
18	Michigan	527	15-3	23
19	Ohio State	410	12-6	14
20	UCLA	378	12-4	18
21	Utah	260	13-4	NR
22	Purdue	213	11-6	17
23	Kentucky	199	13-4	T-25
24	Illinois	165	11-6	24
25	Western Kentucky	120	17-2	T-25

Receiving Votes: Arizona 93; Colorado 92; Southern California 75; Dayton 41; Creighton 19; Kansas State 18; Texas A&M 14; Missouri 7; Baylor 5; UNLV 5

*Three teams mentioned on only one ballot for a total of nine combined points.

WEEKLY SCHEDULE

MONDAY	TUESDAY	WEDNESDAY	THURSDAY	FRIDAY	SATURDAY	SUNDAY
10	11	12	13	14	15	16
PRACTICE	PRACTICE	GAMEDAY	PRACTICE	TRAVEL	GAMEDAY	OFF
	MEDIA AVAILABILITY AT 11:15 AM	OKLAHOMA		TO	AT IOWA STATE	
		6 PM		AMES, IOWA	1 PM	
		USA			HILTON COLISEUM	

BIG 12 WEEKLY SCHEDULE

TUESDAY, OCTOBER 11

IOWA STATE 3, SOUTH DAKOTA 0

WEDNESDAY, OCTOBER 12

WEST VIRGINIA 3, ROBERT MORRIS 0

OKLAHOMA 3, TEXAS TECH 0

NO. 6 KANSAS 3, KANSAS STATE 0 *

NO. 4 TEXAS 3, BAYLOR 1 *

SATURDAY, OCTOBER 15

TEXAS TECH AT IOWA STATE * [CYCLONES.TV]

1:00 P.M.

BAYLOR AT WEST VIRGINIA * [WVUSPORTS.COM]

2:30 P.M.

NO. 6 KANSAS AT TCU * [FSSW+]

5:00 P.M.

KANSAS STATE AT OKLAHOMA *

6:00 P.M.

* DENOTES BIG 12 CONFERENCE MATCHUP

ALL TIMES LISTED IN CENTRAL. AVCA RANKINGS NOTED.



SET UP ARTIST

In 2015, Marguerite Grubb put up 1,007 assists, becoming the first Red Raider to record 1,000+ assists in a single season since Emily Ruetter in 2013. She cracked the school's all-time top 10 list in assists in the Red Raider's first match of 2016, compiling 52 assists against Colorado. The senior has dished out 661 assists in 20 matches this season and ranks fifth in the conference with 10.08 assists/set. Overall, she is inching closer towards the ninth spot on the school's all-time assists list with 2,316, just 24 away from the next position.

DURING THE WIN STREAK

Over the course of its 10-match win streak, Texas Tech earned five sweeps along the way, including three in the course of a week against North Dakota, UTEP and Abilene Christian. The Red Raiders held its opponents to a hitting percentage of below .200 in all but one match during the run, twice holding foes to under .100.

ON POINT

Texas Tech hit .507 (42-6-71) in a sweep of Abilene Christian, marking the first time since the 1998 season the Red Raiders have hit over .500 in a single match. The .507 hitting percentage matched the fourth-highest hitting percentage in school history and is the highest offensive output in the Big 12 this season.

IN THE RECORD BOOK

Seniors Marguerite Grubb and Lauren Douglas didn't waste any time planting themselves in the Texas Tech record book this season. In the Red Raider's first match of 2016, Grubb compiled 52 assists to crack the school's all-time top 10 list in assists. Douglas made a mark of her own in a win against Portland State, powering her way to 17 kills with a .773 hitting percentage, a clip that ranks as her career-best and sixth all-time in a single match in the Texas Tech record books.

YOUNG PASSERS

Sophomores Reyn Akiu and Katelyn Bryant and freshman Maggie Sagers have stepped in at the libero/defensive specialist position, providing solid play in the back line. Akiu was consistently one of the Big 12's top performers prior to her injury and currently ranks second in the Big 12 with 4.88 digs/set. Bryant and Sagers have split time at the position, combining for 269 digs this season while another freshman, Kylie Rittmann has contributed 55 in five starts.

OUTSIDES & RIGHT SIDES

A strong mix of veterans and newcomers complete the outside hitter/right side position for the Red Raiders. Juniors Victoria Hinneburg, Audrey Fragniere and Alyssa Ybanez make up the oldest group of returnees and have been known to pack quite a punch on the attack. The trio combined for 265 kills and 84 blocks in 2015. Ybanez was the star of the Red & Black scrimmage on Aug. 20, tallying 17 kills. Last season, they were flanked by Sarah Redding, who posted a strong freshman season with 173 kills, averaging 2.22 per set. Joining them are freshmen Chandler Atwood, Hannah Henriksen and Toni McDougald, while junior Courtney Ensich returns to the program after not playing last season.

ATTACK ATTACK

The Red Raiders racked up 1,308 kills during the 2015 season, with 931 of those kills back and ready to go for 2016. Tech returns four of their top five attackers from last year in Lauren Douglass (280), Sarah Redding (173), Katy Keenan (128) and Victoria Hinneburg (122). The Red Raiders tallied 15 more kills than their opponents last season, averaging 13.3 per set for an overall hitting percentage of .209.

CONTINUING THE TREND

In each of the last six years, a Red Raiders has cracked the top 10 in single-season digs at Texas Tech. In 2010, Tori Vaughn put up 409 digs, but was knocked out by Eric Ruegg in 2011 with 419 digs. The next three years were dominated by Rachel Brummitt, who set the school record in 2012 (510) and 2013 (604), then posted 510 digs in her 2014 senior season. Those three years also catapulted her to the Texas Tech career digs record with 1,624. Last year, Charlie Foust notched 491 digs, which ranked fourth on the list. Who continues that trend in 2016?

BIG 12 CONFERENCE STANDINGS

	BIG 12			OVERALL					
	W	L	Pct.	W	L	Pct.	Home	Away	Neutral
Texas	6	0	1.000	14	2	.875	7-1	6-0	1-1
Kansas	5	1	.889	16	2	.889	8-0	3-2	5-0
Baylor	3	2	.600	15	6	.714	9-2	4-3	2-1
Kansas State	3	3	.600	14	5	.737	8-2	3-2	3-1
Oklahoma	3	3	.500	12	7	.632	5-2	4-3	3-2
TCU	3	3	.500	10	6	.625	7-1	2-5	1-0
West Virginia	2	4	.333	11	9	.550	4-4	3-2	4-3
Iowa State	1	4	.200	9	8	.529	4-3	3-5	2-0
Texas Tech	0	6	.000	10	11	.476	5-3	4-4	1-4
									Sets
									Streak
									44-17
									W6
									50-15
									W4
									51-24
									L1
									45-25
									L1
									43-26
									W3
									34-29
									L2
									41-34
									W1
									36-26
									W1
									33-40
									L9

LAST MATCH

Volleyball Box Score

2016 Texas Tech Volleyball

Oklahoma vs Texas Tech (Oct 12, 2016 at Lubbock, TX)

##	Oklahoma	S	Attack				Ast	Serve			RE	Dig	Block			BH	Pts
			K	E	TA	Pct		SA	SE				BS	BA	BE		
6	Hazelwood, Marion	3	9	3	21	.286	1	0	0	0	0	0	0	6	0	0	-
10	Spann, Micaela	3	9	1	16	.500	2	0	0	0	1	0	1	0	0	0	-
11	Drescher, Madison	3	5	2	14	.214	1	0	0	0	4	0	4	0	0	0	-
17	Alford, Audrey	3	2	1	3	.333	37	0	0	0	6	0	0	0	0	0	-
19	Enneking, Alyssa	3	19	3	41	.390	1	0	1	0	7	0	2	0	0	0	-
22	Ward, Madison	2	3	1	17	.118	1	0	1	0	8	0	0	0	1	1	-
1	Turner, Morgan	3	0	0	0	.000	0	0	0	0	0	0	0	0	0	0	-
3	Manriquez, Rachel	3	0	0	0	.000	2	0	1	1	13	0	0	0	0	0	-
4	Higgins, Abbie	3	0	0	0	.000	0	0	1	0	5	0	0	0	0	0	-
15	Kelly, Emma	3	0	0	0	.000	0	1	1	0	0	0	0	0	0	0	-
25	Cheek, Cathryn	2	2	1	6	.167	1	0	2	0	4	0	1	0	0	0	-
Totals		3	49	12	118	.314	46	1	7	1	48	0	14	0	1	1	-

Team Attack By Set

TOTAL TEAM BLOCKS: 7.0

Set	K	E	TA	Pct
1	18	5	44	.295
2	17	2	40	.375
3	14	5	34	.265

SET SCORES

Oklahoma (3)
Texas Tech (0)

1 2 3 Team Records:

28 25 25 12-7, 3-3
26 23 17 10-11, 0-6

##	Texas Tech	S	Attack				Ast	Serve			RE	Dig	Block			BH	Pts
			K	E	TA	Pct		SA	SE				BS	BA	BE		
2	Rittimann, Kylie	3	1	0	4	.250	0	0	0	0	8	0	0	0	0	0	-
4	Grubb, Marguerite	3	0	0	5	.000	36	0	2	0	9	0	0	0	1	1	-
5	Douglass, Lauren	3	12	2	29	.345	0	0	1	0	1	0	2	0	0	0	-
6	Redding, Sarah	3	9	6	23	.130	0	0	1	0	0	0	1	0	0	0	-
12	Keenan, Katy	3	6	2	12	.333	0	0	0	0	0	0	0	0	0	0	-
16	McDougald, Toni	3	9	5	25	.160	0	0	1	0	5	0	1	0	0	0	-
7	Akiu, Reyn	1	0	0	0	.000	0	0	0	0	0	0	0	0	0	0	-
9	Morgan, Ashley	3	0	1	3	-.333	0	0	1	0	1	0	0	0	0	0	-
17	Sagers, Maggie	3	0	1	2	-.500	4	1	1	0	19	0	0	0	0	0	-
18	Atwood, Chandler	2	3	0	7	.429	1	0	0	0	1	0	0	0	0	0	-
26	Bryant, Katelyn	3	0	0	0	.000	1	0	1	0	5	0	0	0	0	0	-
33	Henriksen, Hannah	2	4	2	13	.154	0	0	0	0	1	0	0	0	0	0	-
Team											1						
Totals		3	44	19	123	.203	42	1	8	1	50	0	4	0	1	1	-

Team Attack By Set

TOTAL TEAM BLOCKS: 2.0

Set	K	E	TA	Pct
1	18	7	44	.250
2	19	4	43	.349
3	7	8	36	-.028

Site: Lubbock, TX (United Supermarkets)

Date: Oct 12, 2016 Attend: 479 Time: 1:27

Referees: D. Stanford-Bailess, Mark Noble



HEAD COACH

@TonyGraystone

TONY GRAYSTONE

18th Season Overall • 1st Season at Texas Tech • University of Louisville '96

Entering his first season at Tech, Tony Graystone has a solid mixture of great newcomers and established veterans

Tony Graystone was named the head coach of Texas Tech volleyball on Thursday, Jan. 21, 2016. Graystone arrives at Texas Tech after serving seven seasons as the head volleyball coach at Texas A&M-Corpus Christi.

"Tony Graystone is a proven winner and a respectful leader and coach with tremendous ties to the state of Texas, specifically in West Texas," Texas Tech Director of Athletics Kirby Hocutt said. "We are so thrilled to welcome him, along with Lauren, Drew and Dylan to the Texas Tech Athletics family."

In seven seasons at Texas A&M-Corpus Christi, Graystone turned the Islanders into one of the premier volleyball programs in the Southland Conference. Last season, the Islanders put together their best season in program history, finishing 31-5 overall, with a spotless 16-0 conference mark. It was also the first NCAA Tournament berth for the Islanders, who faced Texas A&M in first round play. Their win total was the best in school history and was one win short of the winningest season by any Southland program.

Graystone's squads have recorded 20 or more wins in three of the last four seasons, finishing one victory shy of that mark in 2014. He improved his team's win total in each of his first four seasons on the Island, culminating with the 2013 season, which was a historic season for the Islanders. The team finished with a 20-12 record, including a then school-best 13-5

record in Southland Conference play. The Islanders also made history by advancing to the semifinals of the conference tournament for the first time.

"This is a very special day for me and my family," Graystone said. "Lubbock is definitely home for us and there's no place we'd rather be than at Texas Tech. I am looking forward to meeting the team and getting started on the court as soon as possible. We all know the challenges ahead of us to improve the program and take positive steps in the Big 12. But I know I'm starting with a group of talented, committed players and together we will make it happen."

In the last four years, Graystone has collected a 91-44 record, including a 52-16 record in Southland play. In 2015, the Islanders made their fourth consecutive appearance and fifth overall trip to the Southland Tournament. For the second-straight year, the Islanders advanced to the semifinals while finishing with a 19-16 record, including an 11-5 record in conference play.

The squad set a school record in 2012 with a 21-11 mark. The Islanders won 12 Southland matches and finished third in the conference, both first-time accomplishments for Texas A&M-Corpus Christi. Since Graystone took over the program, the Islanders have improved their national RPI by 235 spots, making them the most improved NCAA Division I team in the country over that time.

Prior to coming to the Island, Graystone spent 10 seasons as the head coach at West Texas A&M in Canyon, where he posted a 315-61 record and became the all-time winningest coach in program history. His .837 winning percentage was the third-

highest among active NCAA Division II head coaches and he reached 300 victories faster than any other coach in the division's history. He reached 100 wins in 106 matches making him the quickest coach at the time in any NCAA sport or division to reach the century mark in wins. He was named the Lone Star Conference Coach of the Year five times and the AVCA Southwest Region Coach of the Year on four occasions.

At West Texas A&M, he guided the Lady Buffs to five NCAA Regional appearances and eight Lone Star Conference crowns in 10 seasons. He mentored 16 All-Americans and one Division II National Player of the Year in 1999. His 2001 team was ranked No. 1 for seven weeks, while his 2002 team held the top spot for five weeks. In 2003, his team set an NCAA standard with 77 conference wins in a row.

Before becoming the head coach, Graystone was an assistant coach for the Lady Buffs and was part of a coaching staff that won the NCAA Division II Championship in 1997. He also served as the program director for the Amarillo Junior Olympic Volleyball Club. He began his career as a head coach at Waggoner and Ballard High Schools in Louisville, Kentucky.

Graystone earned an M.S. in exercise physiology from the University of Louisville in 1996 after graduating with a B.S. in Health Sciences with an emphasis in exercise science from Grand Valley State (Mich.) in 1992.

He and his wife Lauren, a native of Whitharral, Texas, have two sons, Drew and Dylan.



2016 MATCH-BY-MATCH RESULTS

Date	Opponent	Score	Match results	Overall	Conf	Time	Attend
Aug. 26, 2015	vs Colorado	L 2-3	25-20, 19-25, 26-24, 18-25, 8-15	0-1	0-0	2:05	125
Aug. 27, 2015	vs Long Beach State	L 0-3	16-25, 16-25, 23-25	0-2	0-0	1:13	128
Aug. 27, 2015	at Portland State	W 3-1	25-17, 25-21, 22-25, 25-17	1-2	0-0	1:43	288
Sept. 2, 2016	vs South Dakota State	W 3-0	25-18, 25-17, 25-21	2-2	0-0	1:07	48
Sept. 2, 2016	at North Dakota State	W 3-2	21-25, 25-27, 25-22, 25-12, 15-11	3-2	0-0	2:16	863
Sept. 3, 2016	at North Dakota	W 3-0	25-20, 25-18, 25-22	4-2	0-0	1:26	959
Sept. 5, 2016	UTEP	W 3-0	25-16, 25-15, 25-23	5-2	0-0	1:24	423
Sept. 9, 2016	ABILENE CHRISTIAN	W 3-0	25-9, 25-10, 25-16	6-2	0-0	1:08	519
Sept. 9, 2016	STEPHEN F. AUSTIN	W 3-1	21-25, 25-21, 25-15, 25-12	7-2	0-0	1:48	563
Sept. 10, 2016	TEXAS-RGV	W 3-0	25-23, 26-24, 25-21	8-2	0-0	1:20	266
Sept. 10, 2016	ORAL ROBERTS	W 3-1	25-19, 25-12, 20-25, 25-16	9-2	0-0	1:46	288
Sept. 14, 2016	at Rice	W 3-2	25-20, 17-25, 25-15, 23-25, 18-16	10-2	0-0	2:22	446
Sept. 15, 2016	vs Texas State	L 0-3	21-25, 17-25, 20-25	10-3	0-0	1:15	--
Sept. 16, 2016	vs Wichita State	L 0-3	21-25, 22-25, 20-25	10-4	0-0	1:19	--
Sept. 16, 2016	at UTSA	L 0-3	12-25, 22-25, 12-25	10-5	0-0	1:13	390
Sept. 21, 2016	at TCU	L 1-3	14-25, 25-22, 13-25, 14-25	10-6	0-1	1:52	1,611
Sept. 24, 2016	WEST VIRGINIA	L 0-3	19-25, 23-25, 20-25	10-7	0-2	1:30	349
Sept. 28, 2016	at Baylor	L 0-3	17-25, 24-26, 19-25	10-8	0-3	1:30	818
Oct. 5, 2016	KANSAS STATE	L 0-3	18-25, 19-25, 20-25	10-9	0-4	1:30	431
Oct. 8, 2016	at #6 Kansas	L 0-3	8-25, 18-25, 18-25	10-10	0-5	1:11	1302
Oct. 12, 2016	OKLAHOMA	L 0-3	26-28, 23-25, 17-25	10-11	0-6	1:27	479

* Big 12 Conference match

ATTENDANCE	Dates	Total	Average
Total:	21	9906	472
Home:	8	3318	415
Away:	8	6287	785
Neutral:	5	301	60

2016 INDIVIDUAL STATS

##	Name	ATTACK							SET				SERVE				
		SP	MP-MS	K	K/Set	E	TA	Pct	A	A/Set	TA	Pct	SA	SA/Set	SE	TA	Pct
5	Douglass, Lauren	73	21-21	227	3.11	47	471	.382	4	0.05	32	.125	15	0.21	16	191	.916
16	McDougald, Toni	58	18-13	134	2.31	61	409	.178	0	0.00	36	.000	0	0.00	7	55	.873
12	Keenan, Katy	73	21-21	117	1.60	41	262	.290	3	0.04	9	.333	0	0.00	0	10	1.000
33	Henriksen, Hannah	49	20-0	97	1.98	41	302	.185	2	0.04	9	.222	0	0.00	0	3	1.000
18	Atwood, Chandler	41	15-7	93	2.27	31	244	.254	2	0.05	12	.167	0	0.00	0	6	1.000
11	Ybanez, Alyssa	35	14-10	80	2.29	55	252	.099	6	0.17	38	.158	5	0.14	12	100	.880
15	Ensch, Courtney	25	10-7	47	1.88	15	134	.239	0	0.00	4	.000	0	0.00	3	3	.000
4	Grubb, Marguerite	65	20-19	42	0.65	14	139	.201	661	10.17	1345	.491	5	0.08	15	174	.914
6	Redding, Sarah	17	7-6	36	2.12	23	92	.141	0	0.00	1	.000	0	0.00	1	2	.500
13	Fragniere, Audrey	10	6-1	13	1.30	13	54	.000	0	0.00	6	.000	0	0.00	2	9	.778
1	Hinneburg, Victoria	15	11-0	5	0.33	2	18	.167	0	0.00	1	.000	0	0.00	0	1	1.000
2	Rittimann, Kylie	55	18-5	5	0.09	3	28	.071	7	0.13	46	.152	8	0.15	12	134	.910
7	Akiu, Reyn	71	21-0	3	0.04	1	19	.105	61	0.86	296	.206	16	0.23	10	341	.971
3	Cowan, Kyndal	18	9-2	3	0.17	4	13	-.077	54	3.00	196	.276	2	0.11	2	31	.935
17	Sagers, Maggie	61	18-6	2	0.03	6	30	-.133	13	0.21	85	.153	16	0.26	22	224	.902
26	Bryant, Katelyn	65	20-8	1	0.02	0	7	.143	13	0.20	77	.169	11	0.17	3	227	.987
8	Canales, Sophia	7	3-0	0	0.00	1	3	-.333	17	2.43	61	.279	0	0.00	1	12	.917
10	Dobbins, Eighmy	9	5-0	0	0.00	1	4	-.250	2	0.22	5	.400	1	0.11	0	12	1.000
9	Morgan, Ashley	13	5-0	0	0.00	1	6	-.167	1	0.08	4	.250	1	0.08	4	30	.867
TEXAS TECH.....		73	21-21	905	12.40	360	2487	.219	846	11.59	2263	.374	80	1.10	110	1565	.930
Opponents.....		73	21-21	971	13.30	380	2578	.229	912	12.49	2354	.387	99	1.36	152	1572	.903

##	Name	RECEIPT				DIG		BLOCKING							Points	Pts/Set
		S	RE	TA	Pct	DIG	Dig/S	BS	BA	Total	Blk/S	BE	BHE			
5	Douglass, Lauren	73	2	13	.846	36	0.49	12	67	79	1.08	5	1		287.5	3.94
16	McDougald, Toni	58	9	118	.924	41	0.71	3	16	19	0.33	5	0		145.0	2.50
12	Keenan, Katy	73	0	7	1.000	10	0.14	3	39	42	0.58	7	0		139.5	1.91
33	Henriksen, Hannah	49	4	29	.862	22	0.45	3	11	14	0.29	5	0		105.5	2.15
18	Atwood, Chandler	41	0	7	1.000	24	0.59	4	16	20	0.49	3	0		105.0	2.56
11	Ybanez, Alyssa	35	9	74	.878	60	1.71	1	12	13	0.37	2	0		92.0	2.63
15	Ensch, Courtney	25	0	1	1.000	7	0.28	1	13	14	0.56	0	0		54.5	2.18
4	Grubb, Marguerite	65	1	1	.000	143	2.20	5	27	32	0.49	4	6		65.5	1.01
6	Redding, Sarah	17	0	0	.000	4	0.24	0	12	12	0.71	2	0		42.0	2.47
13	Fragniere, Audrey	10	5	31	.839	5	0.50	1	2	3	0.30	0	0		15.0	1.50
2	Rittimann, Kylie	55	7	111	.937	55	1.00	0	0	0	0.00	0	0		13.0	0.24
1	Hinneburg, Victoria	15	0	1	1.000	1	0.07	0	4	4	0.27	0	0		7.0	0.47
7	Akiu, Reyn	71	13	331	.961	336	4.73	0	0	0	0.00	0	0		19.0	0.27
3	Cowan, Kyndal	18	0	0	.000	16	0.89	0	0	0	0.00	2	10		5.0	0.28
17	Sagers, Maggie	61	14	257	.946	127	2.08	0	0	0	0.00	0	0		18.0	0.30
26	Bryant, Katelyn	65	19	156	.878	142	2.18	0	0	0	0.00	0	0		12.0	0.18
9	Morgan, Ashley	13	3	34	.912	18	1.38	0	0	0	0.00	0	0		1.0	0.08
10	Dobbins, Eighmy	9	3	11	.727	9	1.00	0	0	0	0.00	0	0		1.0	0.11
8	Canales, Sophia	7	0	0	.000	5	0.71	0	0	0	0.00	0	0		0.0	0.00
TEAM						10										
TEXAS TECH.....		73	99	1400	.929	1061	14.53	33	219	142.5	1.95	35	17		1127.5	15.45
Opponents.....		73	80	1441	.944	1058	14.49	22	262	153.0	2.10	47	14		1223.0	16.75

2016 TEXAS TECH TEAM MATCH-BY-MATCH

Date	Opponent	SP	K	E	TA	Pct.	A	SA	SE	RE	DIG	BS	BA	BE	Total	BHE	Points
Aug. 26	COLORADO	5	63	26	147	.252	63	3	8	7	51	0	18	6	9.0	0	75.0
Aug. 27	vs Long Beach State	3	30	13	86	.198	29	5	3	5	26	1	12	5	7.0	0	42.0
Aug. 27	at Portland State	4	59	12	134	.351	52	5	6	7	55	2	24	2	14.0	0	78.0
Sept. 2	vs South Dakota State	3	41	16	110	.227	41	6	6	2	50	4	8	2	8.0	0	55.0
Sept. 2	at North Dakota State	5	68	22	177	.260	64	1	9	4	82	4	12	2	10.0	1	79.0
Sept. 3	at North Dakota	3	47	12	107	.327	43	5	4	2	52	3	2	0	4.0	0	56.0
Sept. 5	UTEP	3	43	13	117	.256	39	3	6	2	52	0	14	1	7.0	0	53.0
Sept. 9	ABILENE CHRISTIAN	3	42	6	71	.507	37	9	6	0	38	1	9	0	5.5	1	56.5
Sept. 9	STEPHEN F. AUSTIN	4	54	25	163	.178	50	6	9	5	85	3	18	0	12.0	0	72.0
Sept. 10	TEXAS-RGV	3	46	13	121	.273	42	5	4	1	52	2	10	0	7.0	0	58.0
Sept. 10	ORAL ROBERTS	4	46	13	110	.300	44	6	7	8	50	2	14	1	9.0	0	61.0
Sept. 14	at Rice	5	65	25	174	.230	57	6	2	5	70	6	12	5	12.0	3	83.0
Sept. 15	vs Texas State	3	36	21	110	.136	34	2	6	6	41	0	10	2	5.0	1	43.0
Sept. 16	vs Wichita State	3	38	17	129	.163	36	1	3	3	60	1	6	1	4.0	0	43.0
Sept. 16	at UTSA	3	22	19	83	.036	21	3	4	8	30	0	6	2	3.0	2	28.0
Sept. 21	at TCU	4	37	23	147	.095	31	2	5	5	65	2	8	3	6.0	2	45.0
Sept. 24	WEST VIRGINIA	3	33	15	88	.205	32	3	3	7	43	0	14	1	7.0	1	43.0
Sept. 28	at Baylor	3	33	19	108	.130	32	5	3	6	38	0	12	0	6.0	0	44.0
Oct. 5	KANSAS STATE	3	37	19	107	.168	37	1	4	5	39	2	4	1	4.0	0	42.0
Oct. 8	at Kansas	3	21	12	75	.120	20	2	4	10	32	0	2	1	1.0	5	24.0
Oct. 12	OKLAHOMA	3	44	19	123	.203	42	1	8	1	50	0	4	0	2.0	1	47.0
Texas Tech		73	905	360	2487	.219	846	80	110	99	1061	33	219	35	142.5	17	1127.5
Opponent		73	971	380	2578	.229	912	99	152	80	1058	22	262	47	153.0	14	1223.0

BY SET AVERAGES

Sets played: 73

Kills per set: 12.40

Assists per set: 11.59

Service aces per set: 1.10

Reception errors per set: 1.36

Digs per set: 14.53

Blocks per set: 1.95

Ball handling errors per set: 0.23

Reception errors per set: 1.36

Points per set: 15.45

2016 OPPONENT TEAM MATCH-BY-MATCH

Date	Opponent	SP	K	E	TA	Pct.	A	SA	SE	RE	DIG	BS	BA	BE	Total	BHE	Points
Aug. 26	COLORADO	5	66	20	141	.326	60	7	10	3	42	1	22	8	12.0	0	85.0
Aug. 27	vs Long Beach State	3	50	12	94	.404	46	5	6	5	36	1	6	2	4.0	0	59.0
Aug. 27	at Portland State	4	54	28	144	.181	52	7	2	5	54	2	8	5	6.0	0	67.0
Sept. 2	vs South Dakota State	3	32	21	109	.101	31	2	4	6	49	1	12	3	7.0	2	41.0
Sept. 2	at North Dakota State	5	61	34	194	.139	60	4	6	1	75	4	6	4	7.0	0	72.0
Sept. 3	at North Dakota	3	40	17	116	.198	37	2	6	5	43	1	8	1	5.0	0	47.0
Sept. 5	UTEP	3	31	19	120	.100	29	2	6	3	49	1	8	0	5.0	0	38.0
Sept. 9	ABILENE CHRISTIAN	3	22	16	79	.076	20	0	7	9	20	0	8	0	4.0	1	26.0
Sept. 9	STEPHEN F. AUSTIN	4	33	27	153	.039	32	5	6	6	76	1	18	0	10.0	1	48.0
Sept. 10	TEXAS-RGV	3	50	16	130	.262	47	1	7	5	57	0	10	1	5.0	0	56.0
Sept. 10	ORAL ROBERTS	4	44	26	129	.140	41	8	16	6	49	1	12	3	7.0	0	59.0
Sept. 14	at Rice	5	66	30	176	.205	64	5	5	6	70	5	12	8	11.0	2	82.0
Sept. 15	vs Texas State	3	40	11	99	.293	37	6	6	2	46	1	18	2	10.0	3	56.0
Sept. 16	vs Wichita State	3	49	14	129	.271	49	3	10	1	63	1	14	2	8.0	0	60.0
Sept. 16	at UTSA	3	42	9	83	.398	39	8	11	3	39	1	18	1	10.0	0	60.0
Sept. 21	at TCU	4	59	16	149	.289	52	5	8	2	77	1	16	1	9.0	1	73.0
Sept. 24	WEST VIRGINIA	3	48	9	108	.361	44	7	12	3	35	0	20	3	10.0	3	65.0
Sept. 28	at Baylor	3	48	19	112	.259	43	6	1	5	50	0	14	1	7.0	0	61.0
Oct. 5	KANSAS STATE	3	46	13	107	.308	45	5	6	1	43	0	8	1	4.0	0	55.0
Oct. 8	at Kansas	3	41	11	88	.341	38	10	10	2	37	0	10	1	5.0	0	56.0
Oct. 12	OKLAHOMA	3	44	19	123	.203	42	1	8	1	50	0	4	0	2.0	1	47.0
Opponent totals		73	905	360	2487	.219	846	80	110	99	1061	33	219	35	142.5	17	1127.5
Texas Tech		73	971	380	2578	.229	912	99	152	80	1058	22	262	47	153.0	14	1223.0

BY SET AVERAGES

Sets played: 73

Kills per set: 12.40

Assists per set: 11.59

Service aces per set: 1.10

Reception errors per set: 1.36

Digs per set: 14.53

Blocks per set: 1.95

Ball handling errors per set: 0.23

Reception errors per set: 1.36

Points per set: 15.45

2016 MATCH-BY-MATCH LEADERS

Opponent	Kills	Hitting %	Digs	Blocks	Assists
vs. Colorado	Ybanez (13)	Keenan (.625)	Akiu (24)	Douglass (6)	Grubb (52)
vs. Long Beach State	Ybanez (10)	Ybanez (.400)	Bryant (8)	Douglass (6)	Grubb (27)
at Portland State	Douglass (17)	Douglass (.773)	Akiu, Bryant (14)	Douglass (8)	Grubb (43)
vs. S. Dakota State	McDougald (11)	Ensch (.500)	Akiu (15)	Grubb (4)	Grubb (35)
at N. Dakota State	Douglass (16)	Douglass (.406)	Akiu (23)	Douglass (5)	Grubb (57)
at North Dakota	Douglass (15)	Douglass (.462)	Akiu (18)	Keenan (2)	Grubb (33)
UTEP	Douglass (15)	Douglass (.577)	Akiu (16)	Douglass (5)	Grubb (29)
ABILENE CHRISTIAN	McDougald (10)	Keenan (.800)	Akiu (12)	McDougald (2)	Grubb (27)
STEPHEN F. AUSTIN	Douglass (17)	Atwood (.360)	Akiu (30)	Douglass (8)	Grubb (46)
UT RIO GRANDE VALLEY	McDougald, Douglass (11)	Douglass (.526)	Akiu (22)	Douglass (3)	Grubb (38)
ORAL ROBERTS	Douglass (16)	Atwood (.526)	Akiu, Bryant (16)	Douglass (5)	Grubb (37)
at Rice	Henriksen (19)	Douglass (.419)	Akiu (19)	Atwood, Douglass (5)	Grubb (51)
vs. Texas State	Douglass (9)	Ybanez (.429)	Akiu (14)	Douglass (3)	Grubb (27)
vs. Wichita State	Atwood (10)	Atwood (.320)	Akiu (22)	Douglass (3)	Grubb (30)
at UTSA	Atwood, Douglass (5)	Douglass (.455)	Akiu (13)	(Six with 1)	Cowan (17)
at TCU	Douglass (10)	Douglass (.450)	Akiu (24)	(Three with 1.5)	Canales (15)
WEST VIRGINIA	(Three with 7)	Atwood (.833)	Akiu (15)	Douglass (2)	Grubb (29)
at Baylor	Douglass (7)	Sagers (.333)	Akiu (11)	Douglass (2)	Grubb (27)
KANSAS STATE	Douglass (10)	Douglass (.368)	Akiu (12)	Keenan (2)	Grubb (28)
at Kansas	McDougald, Douglass (6)	McDougald (.455)	Akiu, Sagers (9)	Keenan, Grubb (1)	Cowan (9)
OKLAHOMA	Douglass (12)	Atwood (.429)	Sagers (19)	Douglass (2)	Grubb (36)

2016 DOUBLE-DOUBLES

MARGUERITE GRUBB (3)	ASSISTS	DIGS
Kansas State (10/5/16)	28	11
Stephen F. Austin (9/9/16)	46	16
at North Dakota (9/3/16)	33	16
Career double-doubles: 14		

ALYSSA YBANEZ (1)	KILLS	DIGS
at Portland State (8/27/16)	17	10
Career double-doubles: 1		

TEXAS TECH RECORD WHEN

Overall	10-11
At the United Supermarkets Arena	5-3
On the road	4-4
Neutral site	1-4
Big 12 Play	0-6
Non-Conference	10-5
At a tournament	8-5
On Television	0-5

Against ranked opponents	0-1
Top 5 opponents	0-0
Top 10 opponents	0-1

Kills	
Leading	8-0
Trailing	2-11
Tied	0-0

Blocks	
Leading	8-1
Trailing	2-9
Tied	0-1

Digs	
Leading	8-3
Trailing	1-8
Tied	1-0

Attack Percentage	
Leading	10-0
Trailing	0-11

Service Aces	
Leading	7-0
Trailing	3-9
Tied	0-2

Hitting Percentage	
Hitting .300 or better	4-0
Hitting .250 to .299	3-1
Hitting .200 to .249	2-2
Hitting .100 to .199	1-6
Hitting below .100	0-2

Opponents hitting above .300	0-7
Opponents hitting .250 to .299	1-4
Opponents hitting .200 to .249	1-0
Opponents hitting .100 to .199	6-0
Holding opponents below .100	2-0

In three sets	5-10
In four sets	3-0
In five sets	2-1

2016 MATCH-BY-MATCH STARTING LINEUPS

<i>Opponent</i>	<i>DS</i>	<i>OH</i>	<i>OH</i>	<i>MB</i>	<i>SET</i>	<i>MB</i>	<i>LIB</i>
vs Colorado	Rittimann	Redding	Ybanez	Douglass	Grubb	Keenan	Akiu
vs Long Beach State	Rittimann	Redding	Ybanez	Douglass	Grubb	Keenan	Akiu
at Portland State	Rittimann	Ensch	Ybanez	Douglass	Grubb	Keenan	Akiu
vs South Dakota State	Sagers	Ensch	Ybanez	Douglass	Grubb	Keenan	Akiu
at North Dakota State	Rittimann	Ensch	Ybanez	Douglass	Grubb	Keenan	Akiu
at North Dakota	Bryant	Ensch	McDougald	Douglass	Grubb	Keenan	Akiu
UTEP	Bryant	Ensch	McDougald	Douglass	Grubb	Keenan	Akiu
Abilene Christian	Bryant	McDougald	Ybanez	Douglass	Grubb	Keenan	Akiu
Stephen F. Austin	Bryant	Ensch	Ybanez	Douglass	Grubb	Keenan	Akiu
UT Rio Grande Valley	Bryant	Ensch	McDougald	Douglass	Grubb	Keenan	Akiu
Oral Roberts	Bryant	Atwood	McDougald	Douglass	Grubb	Keenan	Akiu
at Rice	Bryant	Atwood	McDougald	Douglass	Grubb	Keenan	Akiu
vs. Texas State	Bryant	Atwood	McDougald	Douglass	Grubb	Keenan	Akiu
vs. Wichita State	Sagers	Atwood	Ybanez	Douglass	Grubb	Keenan	Akiu
at UTSA	Sagers	Atwood	McDougald	Douglass	Grubb	Keenan	Akiu
at TCU	Fagniere	Atwood	Ybanez	Douglass	Cowan	Keenan	Akiu
West Virginia	Redding	McDougald	Ybanez	Douglass	Grubb	Keenan	Akiu
at Baylor	Sagers	Atwood	McDougald	Douglass	Grubb	Keenan	Akiu
Kansas State	Sagers	Redding	McDougald	Douglass	Grubb	Keenan	Akiu
at Kansas	Sagers	Redding	McDougald	Douglass	Cowan	Keenan	Akiu
Oklahoma	Rittimann	Redding	McDougald	Douglass	Grubb	Keenan	Sagers

TEXAS TECH TEAM HIGHS

ATTACK PERCENT (K-E-TA)

.507 (42-6-71) _____ Abilene Christian (Sep 9, 2016)
 .351 (59-12-134) _____ at Portland State (Aug 27, 2016)
 .327 (47-12-107) _____ at North Dakota (Sep 3, 2016)

KILLS (K-E-TA)

68 (68-22-177) 5s _____ at N. Dakota St. (Sep 2, 2016)
 65 (65-25-174) 5s _____ at Rice (Sep 14, 2016)
 63 (63-26-147) 5s _____ vs Colorado (Aug 26, 2016)

KILLS 3-SETS (K-E-TA)

47 (47-12-107) _____ at North Dakota (Sep 3, 2016)
 46 (46-13-121) _____ UTRGV (Sep 10, 2016)

KILLS 4-SETS (K-E-TA)

59 (59-12-134) _____ at Portland State (Aug 27, 2016)
 54 (54-25-163) _____ Stephen F. Austin (Sep 9, 2016)

KILLS 5-SETS (K-E-TA)

68 (68-22-177) _____ at N. Dakota State (Sep 2, 2016)
 65 (65-25-174) _____ at Rice (Sep 14, 2016)
 63 (63-26-147) _____ vs Colorado (Aug 26, 2016)

TOTAL ATTEMPTS (K-E-TA)

177 (68-22-177) 5s _____ at N. Dakota State (Sep 2, 2016)
 174 (65-25-174) 5s _____ at Rice (Sep 14, 2016)
 163 (54-25-163) 4s _____ Stephen F. Austin (Sep 9, 2016)

TOTAL ATTEMPTS 3-SETS (K-E-TA)

129 (38-17-129) _____ vs. Wichita State (Sep 16, 2016)
 123 (44-19-123) _____ Oklahoma (Oct 12, 2016)
 121 (46-13-121) _____ UTRGV (Sep 10, 2016)

TOTAL ATTEMPTS 4-SETS (K-E-TA)

163 (54-25-163) _____ Stephen F. Austin (Sep 9, 2016)
 147 (37-23-147) _____ at TCU (Sep 21, 2016)

TOTAL ATTEMPTS 5-SETS (K-E-TA)

177 (68-22-177) _____ at N. Dakota State (Sep 2, 2016)
 174 (65-25-174) _____ at Rice (Sep 14, 2016)
 147 (63-26-147) _____ vs Colorado (Aug 26, 2016)

ASSISTS

64 (5s) _____ at N. Dakota State (Sep 2, 2016)
 63 (5s) _____ vs Colorado (Aug 26, 2016)
 52 (4s) _____ at Portland State (Aug 27, 2016)

ASSISTS 3-SETS

43 _____ at North Dakota (Sep 3, 2016)
 42 _____ Oklahoma (Oct 12, 2016)
 42 _____ UTRGV (Sep 10, 2016)

ASSISTS 4-SETS

52 _____ at Portland State (Aug 27, 2016)
 50 _____ Stephen F. Austin (Sep 9, 2016)

ASSISTS 5-SETS

64 _____ at N. Dakota State (Sep 2, 2016)
 63 _____ vs Colorado (Aug 26, 2016)

DIGS

85 (4s) _____ Stephen F. Austin (Sep 9, 2016)
 82 (5s) _____ at N. Dakota State (Sep 2, 2016)
 70 (5s) _____ at Rice (Sep 15, 2016)

DIGS 3-SETS

60 _____ vs. Wichita State (Sep 16, 2016)
 52 _____ UTEP (Sep. 5, 2016)
 52 _____ at North Dakota (Sep 3, 2016)

DIGS 4-SETS

85 _____ Stephen F. Austin (Sep 9, 2016)
 65 _____ at TCU (Sep 21, 2016)

DIGS 5-SETS

82 _____ at N. Dakota State (Sep 2, 2016)
 70 _____ at Rice (Sep 14, 2016)

ACES

9 _____ Abilene Christian (Sep 9, 2016)
 6 _____ at Rice (Sep 14, 2016)
 6 _____ Oral Roberts (Sep 10, 2016)
 6 _____ Stephen F. Austin (Sep 9, 2016)
 6 _____ vs S. Dakota State (Sep 2, 2016)

BLOCKS

14.0 _____ at Portland State (Aug 27, 2016)
 12.0 _____ at Rice (Sep 14, 2016)
 12.0 _____ Stephen F. Austin (Sep 9, 2016)

OPPONENT MATCH HIGHS

ATTACK PERCENT (K-E-TA)

.404 (50-12-94) _____ vs LBSU (Aug 27, 2016)

KILLS (K-E-TA)

66 (66-30-176) _____ at Rice (Sep 14, 2016)
 66 (66-20-141) 5s _____ vs Colorado (Aug 26, 2016)

KILLS 3-SETS (K-E-TA)

50 (50-12-94) _____ UTRGV (Sep 10, 2016)
 50 (50-12-94) _____ vs LBSU (Aug 27, 2016)

KILLS 4-SETS (K-E-TA)

59 (59-16-149) _____ at TCU (Sep 21, 2016)

KILLS 5-SETS (K-E-TA)

66 (66-30-176) _____ at Rice (Sep 14, 2016)
 66 (66-20-141) _____ vs Colorado (Aug 26, 2016)

TOTAL ATTEMPTS (K-E-TA)

194 (61-34-194) 5s _____ at N. Dakota State (Sep 2, 2016)

TOTAL ATTEMPTS 3-SETS (K-E-TA)

130 (50-16-130) _____ UTRGV (Sep 10, 2016)

TOTAL ATTEMPTS 4-SETS (K-E-TA)

153 (61-34-194) _____ at N. Dakota State (Sep 2, 2016)

TOTAL ATTEMPTS 5-SETS (K-E-TA)

194 (61-34-194) _____ at N. Dakota State (Sep 2, 2016)

OPPONENT TEAM HIGHS

ATTACK PERCENT (K-E-TA) minimum 12 kills

.647 (12-1-17) _____ Grahovac, Peyton vs. LBSU (Aug 27, 2016)
 .526 (12-2-19) _____ Payne, Kelsie at Kansas (Oct 8, 2016)

KILLS (K-E-TA)

23 (23-6-47) 5s _____ Smith, Alexa vs. Colorado (Aug 26, 2016)

KILLS 3-SETS (K-E-TA)

19 (19-7-43) _____ Staiger, Katie at Baylor (Sep 28, 2016)
 19 (19-3-41) _____ Enneking, Alyssa vs. Oklahoma (Oct 12, 2016)

KILLS 4-SETS (K-E-TA)

19 (19-9-47) _____ Milos, Laura vs. Oral Roberts (Sep 10, 2016)

KILLS 5-SETS (K-E-TA)

23 (23-6-47) _____ Smith, Alexa vs. Colorado (Aug 26, 2016)

TOTAL ATTEMPTS (K-E-TA)

55 (13-11-55) 5s _____ Steffen, Hadley vs. N. Dakota St. (Sep 2, 2016)

TOTAL ATTEMPTS 3-SETS (K-E-TA)

44 (15-9-44) _____ Beaner, Ashley vs. S. Dakota St. (Sep 2, 2016)

TOTAL ATTEMPTS 4-SETS (K-E-TA)

47 (19-9-47) _____ Milos, Laura vs. Oral Roberts (Sep 10, 2016)

TOTAL ATTEMPTS 5-SETS (K-E-TA)

55 (13-11-55) _____ Steffen, Hadley vs. N. Dakota St. (Sep 2, 2016)

2016 INDIVIDUAL MATCH HIGHS

ATTACK PERCENT (K-E-TA) minimum 12 kills

.773 (17- 0-22) _____ Douglass, Lauren at Portland State (Aug 27, 2016)
 .625 (12- 2-16) _____ Keenan, Katy vs Colorado (Aug 26, 2016)
 .577 (15- 0-26) _____ Douglass, Lauren vs UTEP (Sep 05, 2016)
 .483 (16- 2-29) _____ Douglass, Lauren vs Oral Roberts (Sep 10, 2016)
 .462 (15- 3-26) _____ Douglass, Lauren at North Dakota (Sep 03, 2016)

KILLS (K-E-TA)

19 (19- 3-42) 5s _____ Henriksen, Hannah at Rice (Sep 14, 2016)
 17 (17- 5-35) 4s _____ Douglass, Lauren vs Stephen F. Austin (Sep 09, 2016)
 17 (17- 4-31) 5s _____ Douglass, Lauren at Rice (Sep 14, 2016)
 17 (17- 0-22) 4s _____ Douglass, Lauren at Portland State (Aug 27, 2016)
 16 (16- 3-32) 5s _____ Douglass, Lauren at North Dakota State (Sep 02, 2016)
 16 (16- 2-29) 4s _____ Douglass, Lauren vs Oral Roberts (Sep 10, 2016)

KILLS 3-SETS (K-E-TA)

15 (15- 0-26) _____ Douglass, Lauren vs UTEP (Sep 05, 2016)
 15 (15- 3-26) _____ Douglass, Lauren at North Dakota (Sep 03, 2016)
 13 (13- 1-27) _____ McDougald, Toni at North Dakota (Sep 03, 2016)
 12 (12- 2-29) _____ Douglass, Lauren vs Oklahoma (Oct 12, 2016)
 11 (11- 1-19) _____ Douglass, Lauren vs Texas-RGV (Sep 10, 2016)

KILLS 4-SETS (K-E-TA)

17 (17- 0-22) _____ Douglass, Lauren at Portland State (Aug 27, 2016)
 17 (17- 5-35) _____ Douglass, Lauren vs Stephen F. Austin (Sep 09, 2016)
 16 (16- 2-29) _____ Douglass, Lauren vs Oral Roberts (Sep 10, 2016)
 13 (13- 6-28) _____ Ybanez, Alyssa at Portland State (Aug 27, 2016)
 11 (11- 1-19) _____ Atwood, Chandler vs Oral Roberts (Sep 10, 2016)

KILLS 5-SETS (K-E-TA)

19 (19- 3-42) _____ Henriksen, Hannah at Rice (Sep 14, 2016)
 17 (17- 4-31) _____ Douglass, Lauren at Rice (Sep 14, 2016)
 16 (16- 3-32) _____ Douglass, Lauren at North Dakota State (Sep 02, 2016)
 15 (15- 5-37) _____ Ensich, Courtney at North Dakota State (Sep 02, 2016)
 13 (13- 9-38) _____ Ybanez, Alyssa vs Colorado (Aug 26, 2016)

TOTAL ATTEMPTS (K-E-TA)

42 (19- 3-42) 5s _____ Henriksen, Hannah at Rice (Sep 14, 2016)
 40 (9- 8-40) 4s _____ McDougald, Toni vs Stephen F. Austin (Sep 09, 2016)
 39 (11- 3-39) 5s _____ McDougald, Toni at Rice (Sep 14, 2016)
 38 (13- 9-38) 5s _____ Ybanez, Alyssa vs Colorado (Aug 26, 2016)
 37 (15- 5-37) 5s _____ Ensich, Courtney at North Dakota State (Sep 02, 2016)
 37 (11- 2-37) 4s _____ Henriksen, Hannah at Portland State (Aug 27, 2016)

TOTAL ATTEMPTS 3-SETS (K-E-TA)

31 (11- 4-31) _____ McDougald, Toni vs Texas-RGV (Sep 10, 2016)
 29 (12- 2-29) _____ Douglass, Lauren vs Oklahoma (Oct 12, 2016)
 27 (13- 1-27) _____ McDougald, Toni at North Dakota (Sep 03, 2016)
 26 (5- 4-26) _____ McDougald, Toni vs Wichita State (Sep 16, 2016)
 26 (11- 2-26) _____ McDougald, Toni vs South Dakota State (Sep 02, 2016)

TOTAL ATTEMPTS 4-SETS (K-E-TA)

40 (9- 8-40) _____ McDougald, Toni vs Stephen F. Austin (Sep 09, 2016)
 37 (11- 2-37) _____ Henriksen, Hannah at Portland State (Aug 27, 2016)
 35 (17- 5-35) _____ Douglass, Lauren vs Stephen F. Austin (Sep 09, 2016)
 29 (16- 2-29) _____ Douglass, Lauren vs Oral Roberts (Sep 10, 2016)
 28 (8-5-28) _____ Ybanez, Alyssa at TCU (Sep 21, 2016)
 28 (6-6-28) _____ Fragniere, Audrey at TCU (Sep 21, 2016)
 28 (13- 6-28) _____ Ybanez, Alyssa at Portland State (Aug 27, 2016)

TOTAL ATTEMPTS 5-SETS (K-E-TA)

42 (19- 3-42) _____ Henriksen, Hannah at Rice (Sep 14, 2016)
 39 (11- 3-39) _____ McDougald, Toni at Rice (Sep 14, 2016)
 38 (13- 9-38) _____ Ybanez, Alyssa vs Colorado (Aug 26, 2016)
 37 (15- 5-37) _____ Ensich, Courtney at North Dakota State (Sep 02, 2016)
 32 (16- 3-32) _____ Douglass, Lauren at North Dakota State (Sep 02, 2016)

ASSISTS

57 (5s) _____ Grubb, Marguerite at North Dakota State (Sep 02, 2016)
 52 (5s) _____ Grubb, Marguerite vs Colorado (Aug 26, 2016)
 51 (5s) _____ Grubb, Marguerite at Rice (Sep 14, 2016)
 46 (4s) _____ Grubb, Marguerite vs Stephen F. Austin (Sep 09, 2016)
 43 (4s) _____ Grubb, Marguerite at Portland State (Aug 27, 2016)

ASSISTS 3-SETS

38 _____ Grubb, Marguerite vs Texas-RGV (Sep 10, 2016)
 36 _____ Grubb, Marguerite vs Oklahoma (Oct 12, 2016)
 35 _____ Grubb, Marguerite vs South Dakota State (Sep 02, 2016)
 33 _____ Grubb, Marguerite at North Dakota (Sep 03, 2016)
 30 _____ Grubb, Marguerite vs Wichita State (Sep 16, 2016)

ASSISTS 4-SETS

46 _____ Grubb, Marguerite vs Stephen F. Austin (Sep 09, 2016)
 43 _____ Grubb, Marguerite at Portland State (Aug 27, 2016)
 37 _____ Grubb, Marguerite vs Oral Roberts (Sep 10, 2016)
 15 _____ Canales, Sophia at TCU (Sep 21, 2016)
 13 _____ Cowan, Kyndal at TCU (Sep 21, 2016)

ASSISTS 5-SETS

57 _____ Grubb, Marguerite at North Dakota State (Sep 02, 2016)
 52 _____ Grubb, Marguerite vs Colorado (Aug 26, 2016)
 51 _____ Grubb, Marguerite at Rice (Sep 14, 2016)
 5 _____ Akiu, Reyn vs Colorado (Aug 26, 2016)
 3 _____ Bryant, Katelyn vs Colorado (Aug 26, 2016)
 3 _____ Sagers, Maggie at North Dakota State (Sep 02, 2016)

DIGS

30 (4s) _____ Akiu, Reyn vs Stephen F. Austin (Sep 09, 2016)
 24 (4s) _____ Akiu, Reyn at TCU (Sep 21, 2016)
 24 (5s) _____ Akiu, Reyn vs Colorado (Aug 26, 2016)
 23 (5s) _____ Akiu, Reyn at North Dakota State (Sep 02, 2016)
 22 (3s) _____ Akiu, Reyn vs Texas-RGV (Sep 10, 2016)
 22 (3s) _____ Akiu, Reyn vs Wichita State (Sep 16, 2016)

DIGS 3-SETS

22 _____ Akiu, Reyn vs Wichita State (Sep 16, 2016)
 22 _____ Akiu, Reyn vs Texas-RGV (Sep 10, 2016)
 19 _____ Sagers, Maggie vs Oklahoma (Oct 12, 2016)
 18 _____ Akiu, Reyn at North Dakota (Sep 03, 2016)
 16 _____ Akiu, Reyn vs UTEP (Sep 05, 2016)

DIGS 4-SETS

30 _____ Akiu, Reyn vs Stephen F. Austin (Sep 09, 2016)
 24 _____ Akiu, Reyn at TCU (Sep 21, 2016)
 16 _____ Akiu, Reyn vs Oral Roberts (Sep 10, 2016)
 16 _____ Bryant, Katelyn vs Oral Roberts (Sep 10, 2016)
 16 _____ Grubb, Marguerite vs Stephen F. Austin (Sep 09, 2016)

DIGS 5-SETS

24 _____ Akiu, Reyn vs Colorado (Aug 26, 2016)
 23 _____ Akiu, Reyn at North Dakota State (Sep 02, 2016)
 19 _____ Akiu, Reyn at Rice (Sep 14, 2016)
 15 _____ Sagers, Maggie at North Dakota State (Sep 02, 2016)
 14 _____ Bryant, Katelyn at Rice (09/14/16)

ACES

4 _____ Akiu, Reyn vs Long Beach State (Aug 27, 2016)
 3 _____ Sagers, Maggie at North Dakota (Sep 03, 2016)
 3 _____ Sagers, Maggie vs South Dakota State (Sep 02, 2016)
 3 _____ Akiu, Reyn vs Abilene Christian (Sep 09, 2016)

BLOCKS (BS-BA)

10 (2-8) _____ Douglass, Lauren vs Stephen F. Austin (Sep 09, 2016)
 8 (1-7) _____ Douglass, Lauren at Portland State (Aug 27, 2016)
 6 (1-5) _____ Douglass, Lauren vs Long Beach State (Aug 27, 2016)
 6 (0-6) _____ Grubb, Marguerite at Portland State (Aug 27, 2016)
 6 (0-6) _____ Douglass, Lauren vs Colorado (Aug 26, 2016)
 6 (0-6) _____ Grubb, Marguerite at Portland State (Aug 27, 2016)

THE LAST TIME TEXAS TECH...

Defeated an opponent in three sets.....	vs. UT Rio Grande Valley (Sept. 10, 2016)
Defeated a non-conference opponent in three sets.....	vs. UT Rio Grande Valley (Sept. 10, 2016)
Defeated a non-conference opponent in three sets at home.....	vs. UT Rio Grande Valley (Sept. 10, 2016)
Defeated a non-conference opponent in three sets on the road.....	at North Dakota (Sept. 3, 2016)
Defeated a non-conference opponent in three sets at neutral site.....	vs. South Dakota State (Sept. 2, 2016)
Defeated a Big 12 opponent in three sets.....	vs. West Virginia (Nov. 13, 2015)
Defeated a Big 12 opponent in three sets at home.....	vs. West Virginia (Nov. 13, 2015)
Defeated a Big 12 opponent in three sets on the road.....	at West Virginia (Oct. 14, 2015)
Defeated an opponent in four sets.....	vs. Oral Roberts (Sept. 10, 2016)
Defeated a non-conference opponent in four sets.....	vs. Oral Roberts (Sept. 10, 2016)
Defeated a non-conference opponent in four sets at home.....	vs. Oral Roberts (Sept. 10, 2016)
Defeated a non-conference opponent in four sets on the road.....	at Portland State (Aug. 27, 2016)
Defeated a non-conference opponent in four sets at neutral site.....	vs. George Washington (Sept. 12, 2015)
Defeated a Big 12 opponent in four sets.....	vs. TCU (Sept. 24, 2014)
Defeated a Big 12 opponent in four sets at home.....	vs. TCU (Sept. 24, 2014)
Defeated a Big 12 opponent in four sets on the road.....	at West Virginia (Oct. 13, 2012)
Defeated an opponent in five sets.....	at Rice (Sept. 14, 2016)
Defeated a non-conference opponent in five sets.....	at Rice (Sept. 14, 2016)
Defeated a non-conference opponent in five sets at home.....	vs. Weber State (Sept. 19, 2014)
Defeated a non-conference opponent in five sets on the road.....	at Rice (Sept. 14, 2016)
Defeated a non-conference opponent in five sets at neutral site.....	vs. Bucknell (Aug. 30, 2014)
Defeated a Big 12 opponent in five sets.....	vs. Oklahoma (Sept. 23, 2015)
Defeated a Big 12 opponent in five sets at home.....	vs. Oklahoma (Sept. 23, 2015)
Defeated a Big 12 opponent in five sets on the road.....	at Baylor (Oct. 1, 2014)
Lost to an opponent in three sets.....	vs. Oklahoma (Oct. 12, 2016)
Lost to a non-conference opponent in three sets.....	at UTSA (Sept. 16, 2016)
Lost to a non-conference opponent in three sets at home.....	vs. Washington State (Sept. 18, 2015)
Lost to a non-conference opponent in three sets on the road.....	at UTSA (Sept. 16, 2016)
Lost to a non-conference opponent in three sets at neutral site.....	vs. Wichita State (Sept. 16, 2016)
Lost to a Big 12 opponent in three sets.....	vs. Oklahoma (Oct. 12, 2016)
Lost to a Big 12 opponent in three sets at home.....	vs. Oklahoma (Oct. 12, 2016)
Lost to a Big 12 opponent in three sets on the road.....	at No. 6 Kansas (Oct. 8, 2016)
Lost to an opponent in four sets.....	at TCU (Sept. 21, 2016)
Lost to a non-conference opponent in four sets.....	vs. Maryland (Sept. 11, 2015)
Lost to a non-conference opponent in four sets at home.....	vs. New Orleans (Sept. 13, 2008)
Lost to a non-conference opponent in four sets on the road.....	at Abilene Christian (Sept. 10, 2013)
Lost to a non-conference opponent in four sets at neutral site.....	vs. Maryland (Sept. 11, 2015)
Lost to a Big 12 opponent in four sets.....	at TCU (Sept. 21, 2016)
Lost to a Big 12 opponent in four sets at home.....	vs. Iowa State (Nov. 21, 2015)
Lost to a Big 12 opponent in four sets on the road.....	at TCU (Sept. 21, 2016)
Lost to an opponent in five sets.....	vs. Colorado (Aug. 26, 2016)
Lost to a non-conference opponent in five sets.....	vs. Colorado (Aug. 26, 2016)
Lost to a non-conference opponent in five sets at home.....	vs. TCU (Sept. 12, 2008)
Lost to a non-conference opponent in five sets on the road.....	at Incarnate Word (Sept. 17, 2013)
Lost to a non-conference opponent in five sets at neutral site.....	vs. Colorado (Aug. 26, 2016)
Lost to a Big 12 opponent in five sets.....	at #22 Kansas State (Nov. 1, 2014)
Lost to a Big 12 opponent in five sets at home.....	vs. Iowa State (Oct. 18, 2014)
Lost to a Big 12 opponent in five sets on the road.....	at #22 Kansas State (Nov. 1, 2014)
Defeated a ranked opponent.....	vs. #20 Kansas State (Nov. 17, 2012)
Defeated a ranked opponent at home.....	vs. #20 Kansas State (Nov. 17, 2012)
Defeated a ranked opponent on the road.....	at #24 Kansas State, 3-2 (Nov. 20, 2004)
Defeated a ranked opponent at a neutral site.....	Never in Big 12 era
Lost to a ranked opponent.....	at No. 6 Kansas (Oct. 8, 2016)
Lost to a ranked opponent at home.....	vs. No. 2 Texas (Oct. 30, 2015)
Lost to a ranked opponent on the road.....	at No. 6 Kansas (Oct. 8, 2016)
Lost to a ranked opponent at a neutral site.....	vs. #10 Illinois (Aug. 29, 2009)
Defeated an opponent after trailing 1-0.....	vs. Oklahoma (Sept. 23, 2015)
Defeated an opponent after trailing 2-0.....	at North Dakota State (Sept. 2, 2016)
Defeated an opponent after trailing 1-2.....	vs. Oklahoma (Sept. 23, 2015)
Lost to an opponent after leading 1-0.....	vs. Kansas (Nov. 8, 2014)
Lost to an opponent after leading 2-0.....	at #22 Kansas State (Nov. 1, 2014)
Lost to an opponent after leading 2-1.....	at Incarnate Word (Sept. 17, 2013)
Had a 20-kill performance.....	20, Meghan Stacy, vs. Iowa State (Nov. 21, 2015)
Had a 30-kill performance.....	33, Kelly Johnson vs. Kansas State (Nov. 20, 2004)
Had a 30-dig performance.....	30, Reyn Akiu vs. Stephen F. Austin (Sept. 10, 2016)
Had a 60-assist performance.....	61, Marguerite Grubb vs. Air Force (Sept. 20, 2014)
Had a player hit .500 or better (minimum 10 kills).....	.577, Lauren Douglass vs. UTEP (Sep 5, 2016)
Had a player go for at least 20 kills and 10 digs.....	25 and 10, Jenna Allen, at #22 Kansas State (Nov. 1, 2014)
Had at least four players register double-digit kills.....	at TCU (Nov. 19, 2014)
Had at least four players register double-digit digs.....	vs. Houston (Aug. 29, 2015)
Hit .300 as a team.....	.300, vs Oral Roberts (Sep. 10, 2016)
Held an opponent to .050 or worse.....	.039, vs. Stephen F. Austin (Sept. 9, 2016)

TOP 10 HOME VOLLEYBALL CROWDS				TOP 10 CROWDS AT THE UNITED SUPERMARKETS ARENA			
RANK	OPPONENT	DATE	ATTENDANCE	RANK	OPPONENT	DATE	ATTENDANCE
1.	Iowa State	Nov. 27, 2002	5,507*	1.	Iowa State	Nov. 27, 2002	5,507
2.	Georgia	Dec. 7, 1991	2,511	2.	Texas	Oct. 12, 2002	2,060
3.	Texas	Oct. 12, 2002	2,060*	3.	Nebraska	Oct. 14, 2000	1,731
4.	Baylor	Nov. 9, 1991	1,892	4.	Texas	Nov. 5, 2014	1,566
5.	Nebraska	Oct. 14, 2000	1,731*	5.	Nebraska	Sept. 15, 2007	1,468
6.	Texas	Oct. 24, 1992	1,712	6.	Texas	Nov. 8, 2011	1,413
7.	Texas	Nov. 5, 2014	1,566*	7.	Texas	Oct. 6, 2004	1,292
8.	Missouri	Sept. 27, 1996	1,535	8.	Northeastern	Sept. 11, 2010	1,262
9.	Texas	Sept. 29, 1991	1,528	9.	Missouri	Sept. 15, 2010	1,248
10.	Nebraska	Sept. 15, 2007	1,468*	10.	Northwestern St.	Sept. 2, 2011	1,213

* - Denotes Matches Played At The United Supermarkets Arena



2016 NUMERICAL ROSTER

NO.	NAME	HT.	POS.	CLASS-EX.	HOMETOWN/LAST SCHOOL
1	Victoria Hinneburg	6-4	RS	RSJr-2L	Leipzig, Germany (Sportgymnasium Dresden)
2	Kylie Rittimann	5-10	DS	Fr-HS	San Antonio, Texas (Johnson H.S.)
3	Kyndal Cowan	5-10	SET	So-TR	Midland, Texas (Midland H.S.)
4	Marguerite Grubb	5-11	SET	Sr-3L	Bellaire, Texas (Bellaire H.S.)
5	Lauren Douglass	6-2	MB	RSSr-3L	Flower Mound, Texas (Ole Miss)
6	Sarah Redding	6-3	OH	So-1L	Friendswood, Texas (Friendswood H.S.)
7	Tita Akiu	5-7	LIB	So-1L	Honolulu, Hawaii (Kamehameha Schools)
8	Sophia Canales	5-9	SET	Fr-HS	San Antonio, Texas (Alamo Heights H.S.)
9	Ashley Morgan	5-8	DS	Jr-2L	Plano, Texas (Prestonwood Christian)
10	Eighmy Dobbins	5-10	DS	Fr-HS	Argyle, Texas (Argyle H.S.)
11	Alyssa Ybanez	5-11	OH	Jr-2L	Rancho Cucamonga, Calif. (Rim of the World)
12	Katy Keenan	6-4	MB	So-1L	Argyle, Texas (Argyle H.S.)
13	Audrey Fragniere	5-9	OH	Jr-2L	Neuchatel, Switzerland/Lyce Jean Plaget
14	Ally Standard	6-4	MB	So-TR	San Angelo, Texas (Central H.S.)
15	Courtney Ensich	6-0	RS	Jr-2L	Southlake, Texas (Carroll H.S.)
16	Toni McDougald	5-11	OH	Fr-HS	Centennial, Colo. (Cherry Creek H.S.)
17	Maggie Sagers	5-9	DS	Fr-HS	Plano, Texas (Plano Senior H.S.)
18	Chandler Atwood	6-0	OH	Fr-HS	Allen, Texas (Allen H.S.)
23	Michelle Irvin	6-1	OH	So-HS	Austin, Texas (Westlake H.S.)
24	Taylor Martinez	6-1	MB	Fr-HS	San Antonio, Texas (Winston Churchill H.S.)
26	Katelyn Bryant	5-4	LIB	So-1L	McKinney, Texas (McKinney Boyd H.S.)
27	Taylor Haskins	6-0	OH	So-1L	Kennesaw, Ga. (Harrison H.S.)
33	Hannah Henriksen	6-3	OH	Jr-TR	Bakersfield, Calif. (Frontier H.S.)

2016 ALPHABETICAL ROSTER

NO.	NAME	POS.
7	Tita Akiu	LIB
18	Chandler Atwood	OH
26	Katelyn Bryant	LIB
8	Sophia Canales	SET
3	Kyndal Cowan	SET
10	Eighmy Dobbins	DS
5	Lauren Douglass	MB
15	Courtney Ensich	RS
13	Audrey Fragniere	OH
4	Marguerite Grubb	SET
27	Taylor Haskins	OH
33	Hannah Henriksen	OH
1	Victoria Hinneburg	RS
23	Michelle Irvin	OH
12	Katy Keenan	MB
24	Taylor Martinez	MB
16	Toni McDougald	OH
9	Ashley Morgan	DS
6	Sarah Redding	OH
2	Kylie Rittimann	DS
17	Maggie Sagers	DS
14	Ally Standard	MB
11	Alyssa Ybanez	OH

COACHING STAFF

Head Coach: Tony Graystone (1st Season)

Assistant Coach/Recruiting Coordinator: Morgan Thomas (1st Season)

Assistant Coach: Brandy Huskey (1st Season)

Director of Operations: Alyce Peters (2nd Season)

ROSTER BREAKDOWN

BY POSITION

Setter	3
_____ Canales, Cowan, Grubb	
Outside Hitter	8
_____ Atwood, Fragniere, Haskins, Henriksen,	
_____ Irvin, McDougald, Redding, Ybanez	
Opposite/Right Side	2
_____ Ensich, Hinneburg	
Middle Blocker	4
_____ Douglass, Keenan, Martinez, Standard	
Defensive Specialist/Libero	6
_____ Akiu, Bryant, Dobbins,	
_____ Morgan, Rittimann, Sagers	

BY CLASSIFICATION

Seniors	2
_____ Douglass, Grubb	
Juniors	6
_____ Ensich, Fragniere, Henriksen	
_____ Hinneburg, Morgan, Ybanez	
Sophomores	8
_____ Akiu, Bryant, Cowan, Haskins,	
_____ Irvin, Keenan, Redding, Standard	
Freshmen	7
_____ Atwood, Canales, Dobbins,	
_____ Martinez, McDougald, Rittimann, Sagers	

BY HOME STATE/COUNTRY

California	2
_____ Henriksen, Ybanez	
Colorado	1
_____ McDougald	
Georgia	1
_____ Haskins	
Germany	1
_____ Hinneburg	
Hawaii	1
_____ Akiu	
Switzerland	1
_____ Fragniere	
Texas	16
_____ Atwood, Bryant, Canales, Cowan,	
_____ Dobbins, Douglass, Ensich, Grubb,	
_____ Irvin, Keenan, Martinez, Morgan,	
_____ Redding, Rittimann, Sagers, Standard	

PRONUNCIATION GUIDE

Tita Akiu	Tee-Tah
	Ah-Q
Eighmy Dobbins	Amy
Courtney Ensich	Inch
Victoria Hinneburg	Hinnen-borg
Audrey Fragniere	Frog-knee-air



1

Victoria Hinneburg
6-4 • RS/MB • JR-2L
Leipzig, Germany



2

Kylie Rittmann
5-10 • DS • FR-HS
San Antonio, Texas



3

Kyndal Cowan
5-10 • SET • SO-TR
Midland, Texas



4

Marguerite Grubb
5-11 • SET • SR-3L
Bellaire, Texas




5

Lauren Douglass
6-2 • RS • SR-3L
Flower Mound, Texas



6

Sarah Redding
6-3 • OH • SO-1L
Friendswood, Texas



7

Tita Akiu
5-7 • LIB • SO-1L
Honolulu, Hawaii



8

Sophia Canales
5-9 • SET • FR-HS
San Antonio, Texas



9

Ashley Morgan
5-8 • DS • JR/2L
Plano, Texas



10

Eighthmy Dobbins
5-10 • DS • FR-HS
Argyle, Texas



11

Alyssa Ybanez
5-11 • OH • JR-2L
Rancho Cucamonga, Calif.



12

Katy Keenan
6-4 • MB • SO-1L
Argyle, Texas



13

Audrey Fragniere
5-9 • OH • JR-2L
Neuchatel, Switzerland



14

Ally Standard
6-4 • MB • SO-TR
San Angelo, Texas



15

Courtney Ensich
6-0 • RS • JR-2L
Southlake, Texas



16

Toni McDougald
5-11 • OH • FR-HS
Centennial, Colo.



17

Maggie Sagers
5-9 • DS • FR-HS
Plano, Texas




18

Chandler Atwood
6-0 • OH • FR-HS
Allen, Texas



23

Michelle Irvin
6-1 • OH • SO-TR
Austin, Texas



24

Taylor Martinez
6-1 • MB • FR-HS
San Antonio, Texas



26

Katelyn Bryant
5-4 • LIB • SO-1L
McKinney, Texas



27

Taylor Haskins
6-0 • OH • SO-1L
Kennesaw, Ga.



33

Hannah Henriksen
6-3 • OH • JR-TR
Bakersfield, Calif.



Tony Graystone
Head Coach
1st Season



Morgan Thomas
Asst. Coach/Recruiting
1st Season



Brandy Huskey
Assistant Coach
1st Season



Alyce Peters
Director of Operations
2nd Season