



# TEXAS TECH FOOTBALL

**BOWL APPEARANCES**  
1937 • 1938 • 1941 • 1947 • 1948 • 1951 • 1953 • 1955  
1964 • 1965 • 1970 • 1972 • 1973 • 1974 • 1976  
1977 • 1986 • 1989 • 1993 • 1994 • 1995  
1996 • 1998 • 2000 • 2001 • 2002  
2003 • 2004 • 2005 • 2006  
2007 • 2008 • 2009  
2010 • 2012  
2013 • 2015

## GAME COVERAGE

### TELEVISION

#### FOX SPORTS 1

Gus Johnson (Play-by-Play)  
Joel Klatt (Analyst)  
Shannon Spake (Sideline)



#### RADIO

#### TEXAS TECH SPORTS NETWORK

Brian Jensen (Play-by-Play)  
John Harris (Analyst)  
Chris Level (Sideline)



#### SATELLITE RADIO

SIRIUS Radio Channel 81  
XM Radio Channel 81

## SERIES HISTORY

Overall..... WVU leads 3-2  
In Lubbock ..... Tied 1-1  
In Morgantown ..... Tied 1-1  
Under Kingsbury ..... Tied 2-2  
Current Streak ..... Lost 2  
Last Meeting ..... WVU 31, Tech 26 (2015)

## 2016 SCHEDULE



#### STEPHEN F. AUSTIN - W, 69-17

Sept. 3 | Jones AT&T Stadium | 7 p.m. | FSN



#### ARIZONA STATE - L, 55-68

Sept. 10 | Sun Devil Stadium | 9 p.m. | FS1



#### LOUISIANA TECH - W, 59-45

Sept. 17 | Jones AT&T Stadium | 6 p.m. | FSN



#### KANSAS - W, 55-19

Sept. 29 | Jones AT&T Stadium | 7:30 p.m. | FS1



#### KANSAS STATE - L, 38-44

Oct. 8 | Bill Snyder Stadium | 6 p.m. | ESPN



#### WEST VIRGINIA

Oct. 15 | Jones AT&T Stadium | 11 a.m. | FS1



#### OKLAHOMA

Oct. 22 | Jones AT&T Stadium | 7 p.m. | FOX



#### TCU

Oct. 29 | Amon G. Carter Stadium | TBA | TBA



#### TEXAS

Nov. 5 | Jones AT&T Stadium | TBA | TBA



#### OKLAHOMA STATE

Nov. 12 | Boone Pickens Stadium | TBA | TBA



#### IOWA STATE

Nov. 19 | Jack Trice Stadium | TBA | TBA



#### BAYLOR

Nov. 25 | AT&T Stadium | 5 p.m. | ESPN

## TEXAS TECH RED RAIDERS (3-2; 1-1) vs. WEST VIRGINIA MOUNTAINEERS (4-0; 1-0)

Oct. 15 • 11 a.m. • Lubbock, Texas • Jones AT&T Stadium (60,454) • FOX Sports 1 • Texas Tech Sports Network • Tickets: [TexasTech.com](http://TexasTech.com)

GAME 6



### TEXAS TECH

Record: 3-2; Overall; 1-1 in Big 12

Rankings: AP: NR | Coaches: NR

Last Game: Lost at K-State, 38-44

Head Coach: Kliff Kingsbury

Career Record: 22-20 (4th Season)

Record at Texas Tech: Same



### WEST VIRGINIA

Record: 4-0 Overall; 1-0 in Big 12

Rankings: AP: 20 | Coaches: 18

Last Game: Def. K-State, 17-16

Head Coach: Dana Holgorsen

Career Record: 40-28 (6th Season)

Record at WVU: Same

## GAMEDAY STORYLINES

- ▶ Texas Tech will host its annual Homecoming game Saturday morning when the Red Raiders battle West Virginia in an 11 a.m. kickoff inside Jones AT&T Stadium. The game will air nationally on FOX Sports 1 with Gus Johnson and Joel Klatt calling the action and Shannon Spake reporting from the sidelines.
- ▶ The Red Raiders are coming off a 44-38 setback last Saturday at K-State that dropped Texas Tech to 1-1 so far in Big 12 play. Tech recorded over 250 yards of total offense more than the Wildcats, who capitalized on a pick-six interception and a kickoff returned for a touchdown in the win.
- ▶ Texas Tech will be hosting West Virginia on Homecoming weekend where the Red Raiders hold a 54-29-3 all-time record with wins in each of the last four seasons. Tech defeated Iowa State, 66-31, in its Homecoming game a year ago.
- ▶ This will be just the sixth all-time meeting between Texas Tech and West Virginia and the fifth since the Mountaineers joined the Big 12 Conference prior to the 2012 season. The Red Raiders are 2-3 all-time against West Virginia after falling to the Mountaineers, 31-26, last year in Morgantown.
- ▶ Texas Tech will be looking to recreate the same performance the Red Raiders found the last time a ranked West Virginia team arrived in Lubbock. The Red Raiders dropped the then-No. 4 Mountaineers, 49-14, in 2012 in what was the first meeting between the two schools after West Virginia joined the Big 12.
- ▶ The Red Raiders enter Saturday's contest having scored at least 50 points in each of their last nine games inside Jones AT&T Stadium. It is the longest streak in NCAA history as Texas Tech snapped the previous record of eight-straight games that was set by Yale from 1887-1888.
- ▶ Through two games in Big 12 play, the Texas Tech defense has allowed just 315.5 yards per game which ranks second in the league. The Red Raiders limited Kansas to only 296 yards of total offense - the fewest for a Big 12 opponent since facing Iowa State in 2012 - before Kansas State was held to 335 yards last weekend in Manhattan.
- ▶ The Red Raiders boast one of the nation's top offenses through the first six weeks of the season as Texas Tech leads the country in passing offense (544.0 yards per game) and ranks second in both scoring offense (55.2 points per game) and total offense (649.8 yards per game).
- ▶ In 43 games as head coach, Kliff Kingsbury has guided the Red Raider offense to at least 500 yards of total offense 27 times during his tenure, including all four games this season. Tech is averaging 649.8 yards of total offense this season.



Cameron Batson is one of two players in the country to catch a touchdown in every game this season. Batson, who is joined by Washington State's Gabe Marks, has 341 yards and five touchdowns on 28 catches this season.

## CONSECUTIVE HOME GAMES WITH 50+ POINTS

(All-Time Leaders)

School	Dates	Games
1. Texas Tech	Sept. 5, 2015-Present	9
2. Yale	Nov. 5, 1887-Nov. 17, 1888	8
3. Harvard	Oct. 8, 1887-Nov. 5, 1887	6
4. Centre	Sept. 27, 1919-Oct. 16, 1920	6
5. UCLA	Sept. 22, 1973-Sept. 28, 1974	6
6. Florida	Aug. 31, 1996-Nov. 16, 1996	6
7. Florida	Oct. 11, 2008-Sept. 12, 2009	6

Source: Sports-Reference.com



## MAHOMES LEADS THE NATION IN PASSING

Patrick Mahomes II enters Saturday's contest as the nation's leader in passing yards and total offense per game. Mahomes has thrown for 2,274 yards through five games this season thanks in part to four games with over 400 yards, including two where he has eclipsed the 500-yard mark. Mahomes' impressive start comes after he played just over a half in two games this year - the season opener at SFA and then against Kansas.



## RED RAIDERS SUCCEED ON THIRD DOWNS

Part of Texas Tech's success offensively this season has stemmed from its prowess on third downs. The Red Raiders have successfully converted 53 percent (34-of-64) of its third-down attempts this season which ranks second nationally and leads all Big 12 offenses. In fact, Tech is the only Big 12 program to have a conversion percentage higher than 50 percent entering this weekend's contests.



INSIDE THE SERIES



WEST VIRGINIA (2-3)

GP: 5; Home: 1-1; Away: 1-1; Neutral: 0-1; OT: 0-0.

Big 12: 2-2 (Home: 1-0; Away: 1-2).

Jones AT&T Stadium: 2 (1-1).

Mountaineer Field at Milan Puskar Stadium: 2 (1-1).

Games decided by 3 points or less: 2 (0-2).

Games decided by 7 points or less: 3 (1-3).

Most Points-TTU: 49 (49-17 win on Oct. 13, 2012).

Most Points-WVU: 37 (37-34 loss on Oct. 11, 2014).

Fewest Points-TTU: 6 (7-6 loss on Jan. 1, 1938).

Fewest Points-WVU: 7 (7-6 loss on Jan. 1, 1938).

Largest Win: 35 (49-14 win on Oct. 13, 2012).

Largest Loss: 3 (37-34 loss on Oct. 11, 2014).

Win Streak: 2 (Oct. 13, 2012-Oct. 11, 2014).

Loss Streak: 2 (Oct. 11, 2014-Present)

When both teams are ranked: 0 (0-0).

When Texas Tech is ranked: 1 (1-0).

When West Virginia is ranked: 1 (1-0).

Most Attended: 58,502 on Oct. 11, 2014 in Lubbock, Texas.

SERIES HISTORY

Date	Loc.	W/L	TTU	WVU	Att.
Jan. 1, 1938	N%	L	6	7	12,000
*Oct. 13, 2012	H	W	49	14	57,328
*Oct. 19, 2013	A	W	32	27	54,084
*Oct. 11, 2014	H	L	34	37	58,502
*Nov. 7, 2015	A	L	26	31	54,932

%Sun Bowl, Kidd Field, El Paso, Texas

\*Big 12 Conference game

TEXAS TECH-WEST VIRGINIA SERIES

- ▶ Texas Tech and West Virginia will be meeting for the sixth time Saturday as the Mountaineers lead the overall series with a 3-2 advantage. This will be the fifth time the two schools have met since West Virginia joined the Big 12 prior to the 2012 season.
- ▶ The Red Raiders are 1-1 against the Mountaineers in Lubbock as Texas Tech routed a fourth-ranked West Virginia squad, 49-14, in 2012, before falling on a last-second field goal in a 37-34 loss in 2014.
- ▶ West Virginia has won each of the last two meetings after holding on for a 31-26 victory a year ago in Morgantown. Texas Tech was held to just 378 yards of total offense in the loss, its fewest output of the season as well as its lowest point total.
- ▶ The only other meeting between the two schools outside the Big 12 era came in the 1938 Sun Bowl where West Virginia edged the Red Raiders, 7-6, in front of 12,000 fans in El Paso.
- ▶ Texas Tech head coach Kliff Kingsbury is 1-2 against West Virginia head coach Dana Holgorsen, who spent eight seasons on Mike Leach's staff from 2000-08, including the three seasons (2000-02) when Kingsbury was leading the Red Raider offense.

ON THIS DATE IN TEXAS TECH HISTORY

- ▶ Texas Tech is 7-4-1 all-time on Oct. 15, which includes a 4-4 mark in games played at home. This is the first time the Red Raiders have played on the date since Tech fell to No. 17 Kansas State, 41-34, at home in 2011.
- ▶ The Red Raiders are 1-1 all-time in Big 12 contests on Oct. 15 with both contest coming against Kansas State. Texas Tech trounced the Wildcats, 59-20, in the other meeting between the two schools in 2005.
- ▶ This is the first time Kliff Kingsbury has participated in a game on Oct. 15 as either the head coach or quarterback of his alma mater.

TEXAS TECH ALL-TIME ON OCT. 15

(7-4-1 Overall; 4-4 at Home; 3-0-1 on the Road)

Year	Opponent	Result
2011	No. 17 Kansas State	L, 34-41
2005	Kansas State	W, 59-20
1988	at Rice	W, 38-36
1983	Rice	W, 14-3
1977	Rice	W, 42-7
1966	Florida State	L, 33-42
1960	No. 7 Baylor	L, 7-14
1949	No. 20 Baylor	L, 7-28
1938	at Montana	W, 19-13
1932	at New Mexico Normal	W, 43-7
1927	Simmons	W, 10-6
1926	at Simmons	T, 0-0

HOMECOMING IN RAIDERLAND

- ▶ Texas Tech Alumni from all over the world will reconnect in Lubbock this weekend as Texas Tech University and the Texas Tech Alumni Association host Homecoming 2016. Homecoming festivities begin on Monday and last throughout the week leading up to several highlight events on Friday including the Homecoming Parade (6 p.m. on Broadway), Homecoming & Hoops Pep Rally (7:15 p.m. at United Supermarkets Arena, Bonfire (9 p.m. at the Bonfire Pit/Rugby Fields) and of course, Texas Tech's game against West Virginia. Texas Tech holds a 54-29-3 all-time record on Homecoming after last year's 66-31 win over Iowa State.

RED RAIDER OFFENSE OFF TO RECORD START TO 2016 CAMPAIGN

- ▶ Through five games this season, Texas Tech has once again proved it has one of the nation's top offenses. Backed by the play of Patrick Mahomes II and a talented core of running backs and receivers, Tech leads the country in passing offense (544.0 yards per game) and ranks second in both total offense (649.8 yards per game) and scoring offense (55.2 points per game).
- ▶ The Kansas State game was the first for the Red Raiders this season where Texas Tech did not score at least 50 points. Tech had not previously opened a season by scoring 50 or more points in each of its first four games in school history. In addition, Tech is one of just four programs nationally since 2000 to score at least 50 points in each of its first four games, joining Baylor (2015), Louisville (2016) and Oklahoma (2007).
- ▶ Texas Tech's 276 points mark the fifth-most for any program through five games since 2000. The Red Raiders trail only the 321 points from Baylor in 2015, the 290 points from Louisville this year, the 283 points from Oregon in 2010 and the 282 points from Tulsa during the 2007 season.
- ▶ Between Patrick Mahomes II as well as Nic Shimonek, Texas Tech has totaled 2,720 passing yards this year, the most through five games in school history. It also marks the most passing yards for a team during that span dating back to the start of the 2000 season. The previous high was the 2,618 passing yards Tech compiled to begin the 2007 campaign.
- ▶ Another part of Texas Tech's success offensively has come from its prowess on third downs. The Red Raiders are 34-of-64 (53 percent) on third-down conversions this year, which ranks second nationally and leads the Big 12.

TEXAS TECH IN NCAA, BIG 12 RANKINGS

(Through Week Six)

Category	NCAA Rank	Big 12 Rank
Passing Offense	1st	1st
First Downs Offense	1st	1st
Scoring Offense	2nd	1st
3rd Down Conversion Pct.	2nd	1st
Total Offense	2nd	1st
Completion Percentage	3rd	1st
Passing Efficiency	4th	1st
Fumbles Lost	4th	1st

MOST POINTS THROUGH FIVE GAMES

(National Leaders Since 2000)

School (Year)	Points
1. Baylor (2015)	321
2. Louisville (2016)	290
3. Oregon (2010)	283
4. Tulsa (2008)	282
5. Texas Tech (2016)	276
6. Texas Tech (2007)	273

Source: Sports-Reference.com

THIS WEEK IN TEXAS TECH FOOTBALL

10 MONDAY	11 TUESDAY	12 WEDNESDAY	13 THURSDAY	14 FRIDAY	15 SATURDAY	16 SUNDAY
Big 12 Teleconference 10:50-11 a.m. Media Luncheon 11 a.m. Post-Practice Availability 5 p.m.	Post-Practice Availability 5:30 p.m.	No Availability	No Availability  Kingsbury Radio Show 6:30-7:30 p.m.	No Availability	Texas Tech vs. WVU 11 a.m. CT (FS1)  Postgame Availability	No Availability



- ▶ Mahomes has once again ranked among the top passers nationally as he leads the country in passing yards (2,274), passing yards per game (454.8) and total offense per game (487.2). In fact, Mahomes is averaging nearly 80 yards per game more than any other quarterback in the country currently. Mahomes also ranks second nationally in points responsible for per game (32.4) and completion percentage (72.8).
- ▶ Part of Tech's success has stemmed from its balance. Mahomes and Shimonek have found eight different receivers for a touchdown, six of which that have recorded multiple touchdowns. Five different rushers have also found the endzone this season, led by Mahomes' seven rushing touchdowns. Mahomes, who had a career-high three rushing touchdowns at K-State, leads the Big 12 in the category.

**RED RAIDER DEFENSE CONTINUES TO IMPROVE UNDER GIBBS**

- ▶ Through the first two games of Big 12 play, the Texas Tech defense is allowing just 315.5 yards per game to opposing offenses after limiting Kansas to 296 yards in a 55-19 victory and then 335 yards last weekend at Kansas State. The Red Raiders currently rank second in the Big 12 for total defense in league games.
- ▶ Texas Tech held Kansas State to just 335 yards of total offense, 102 of which that came in the second half. It marked the fewest yards allowed by the Red Raiders in a loss since falling to No. 4 Texas, 24-14, in 2010.
- ▶ Kansas' 296 yards of total offense marked the fewest for a Big 12 opponent since Texas Tech held Iowa State to just 189 yards in 2012. The Jayhawks' 19 points were also the fewest for a Big 12 opponent since the Red Raiders topped then-No. 24 TCU, 20-10, in their 2013 league opener at home.
- ▶ The Red Raider defense totaled four sacks in the victory over Kansas. It marked the second time this season where Texas Tech had at least four sacks as the Red Raiders recorded five in their season-opening win over Stephen F. Austin.
- ▶ The Red Raiders totaled seven quarterback hurries against Kansas. It marked the first time Tech had at least six quarterback hurries in a game since the Iowa State in 2013.
- ▶ Kris Williams logged a career-high 3.0 sacks against the Jayhawks, the most for a Red Raider since Brian Duncan recorded the same total in Texas Tech's season opener against SMU in 2010. Williams currently ranks tied for fifth in the Big 12 for sacks entering this weekend's game.

**RED RAIDERS UTILIZING DEPTH AT WIDE RECEIVER**

- ▶ Thanks to back-to-back games with at least 150 yards versus Louisiana Tech and Kansas, Jonathan Giles leads the Texas Tech receiving corps through five games as he has totaled 614 yards through the air this season. It marks the most receiving yards for a Red Raider through five games since two-time Biletnikoff winner Michael Crabtree had 920 yards during that span in 2007.
- ▶ Giles finished with a career-high 219 yards on 12 catches against Kansas, marking the first time a Red Raider went for over 200 yards since Darrin Moore in 2011 against Texas State. He was also the first Red Raider to record 200 receiving yards in a Big 12 contest since Michael Crabtree had 237 yards and Danny Amendola totaled 233 yards against Oklahoma State in 2007.
- ▶ Giles has been a popular target in the redzone this season as he has hauled in a Big 12-leading seven touchdowns this season. That total marks the most for a Red Raider through five games since Eric Ward hauled in eight touchdowns during that span to start the 2011 season.
- ▶ Giles along with teammates Dylan Cantrell and Cameron Batson all caught a touchdown pass in each of Texas Tech's first four games this season. It marked first time in Texas Tech's passing era (2000-present) where multiple Red Raiders have caught at least one touchdown pass in each of the first four games of the season.
- ▶ Batson went on to extend his streak with a 15-yard touchdown reception in the final seconds against K-State. Batson and Washington State's Gabe Marks are the only two players in the country to catch at least one touchdown in every game this season.

**LONGEST TD STREAKS TO START SEASON**

(Texas Tech Wide Receivers since 2000)

Player (Year)	Games
1. Michael Crabtree (2008)	10
2. Michael Crabtree (2007)	6
3. Eric Ward (2011)	5
Cameron Batson (2016)	5

**NEWS & NOTES EARLY IN THE SEASON**

- ▶ Texas Tech has found success early in games this season as the Red Raiders are outscoring opponents, 84-26, in the opening quarter. The Red Raiders have held opponents to three or less points in three of their five games this season.
- ▶ The Red Raiders are averaging 34.0 points in the first half alone this season. Texas Tech went into the half with 45 points against Stephen F. Austin before scoring 34 against Arizona State, 35 against Louisiana Tech and 28 against both Kansas and K-State.

**RED RAIDER OFFENSE AGAINST THE REST OF THE NATION**

(Since 2000)

TOTAL YARDS	POINTS SCORED	TOUCHDOWNS
TEXAS TECH 101,772	BOISE STATE 8,530	BOISE STATE 1,116
BOISE STATE 98,764	OKLAHOMA 8,108	OKLAHOMA 1,041
OREGON 97,903	OREGON 7,938	OREGON 1,035
OKLAHOMA 97,041	TEXAS TECH 7,644	TEXAS TECH 1,006
HOUSTON 95,625	TEXAS 7,289	TEXAS 932

**STATISTICAL LEADERS**



TEXAS TECH	CATEGORY	WEST VIRGINIA
Demarcus Felton	<b>Rushing</b>	Justin Crawford
47 att., 272 yds., 3 TDs		60 att., 331 yds., 2 TDs
Patrick Mahomes II	<b>Passing</b>	Skyler Howard
166-228, 2274 yds., 20 TDs		98-149, 1272 yds., 7 TDs
Jonathan Giles	<b>Receiving</b>	Shelton Gibson
35 rec., 614 yds., 7 TDs		19 rec., 458 yds., 2 TDs
Jonathan Giles	<b>All-Purpose Yards</b>	Shelton Gibson
614 yds., 122.8 avg.		714 yds., 178.5 avg.
Jordyn Brooks	<b>Tackles</b>	Jarrold Harper
29 tackles (23 solo)		26 tackles (18 solo)
Kris Williams	<b>Sacks</b>	Amdt/Nwachukwu
4.0 sacks		2.0 sacks
Three Players	<b>Interceptions</b>	Rasul Douglas
1 interception		2 interceptions
Clayton Hatfield	<b>Field Goals</b>	Mike Molina
36-38 PATs, 4-5 FGs		14-14 PATs, 5-6 FGs
Michael Barden	<b>Punting</b>	Billy Kinney
12 att., 485 yds., 40.4 avg.		16 att., 707 yds., 44.2 avg.
Reginald Davis III	<b>Kickoff Returns</b>	Shelton Gibson
5 att., 101 yds., 20.2 avg.		12 att., 256 yds., 21.3 yds.
Cameron Batson	<b>Punt Returns</b>	Gary Jennings
11 att., 95 yds., 8.6 avg.		9 att., 20 yds., 2.2 avg.

**STATISTICAL COMPARISON**



TEXAS TECH	CATEGORY	WEST VIRGINIA
55.2	<b>Points Per Game</b>	29.0
167	<b>First Downs</b>	101
529	<b>Rushing Yards</b>	749
2720	<b>Passing Yards</b>	1272
3249	<b>Total Offense</b>	2021
649.8	<b>Total Offense/Game</b>	505.2
8-143	<b>Kick Returns-Yards</b>	13-277
12-109	<b>Punt Returns-Yards</b>	19-20
3-0	<b>Interception Returns-Yards</b>	5-69
5-1	<b>Fumbles-Lost</b>	3-3
48-401	<b>Penalties-Yards</b>	20-192
15-39.9	<b>Punts-Yards Avg.</b>	16-44.2
39.3	<b>Net Kickoff Average</b>	35.1
29:51	<b>Time of Possession/Game</b>	29:30
34/64	<b>3rd-Down Conversions</b>	26/57
1/7	<b>4th-Down Conversions</b>	3/5
10-67	<b>Sacks-Yards</b>	5-37
38	<b>Touchdowns Scored</b>	14
4-5	<b>Field Goals-Attempts</b>	6-8
94% (30/32)	<b>Redzone Scores</b>	78% (14-18)
81% (26-32)	<b>Redzone Touchdowns</b>	44% (8-18)
36-38	<b>PAT-Attempts</b>	14-14



RECORD BREAKDOWN

Table with 3 columns: Overall, 2016, Kingsbury. Rows include vs. Big 12 Conference, vs. Non-Conference, TV games, etc.

NEWS & NOTES EARLY IN THE SEASON

- Texas Tech is averaging 150 passing yards a game more than any other school in the country this season. The Red Raiders lead second-place Washington State which is averaging 381.4 yards per game early in the season.

TEXAS TECH KNOWS OFFENSE

- Texas Tech is currently riding a consecutive game scoring streak that spans 238 games dating back to the 1997 season. The streak, which began Oct. 25, 1997, against Texas A&M, ranks 11th nationally and is the second-longest streak in the Big 12 Conference behind TCU.

PASSING OFFENSE LEADERS

Table with 2 columns: School, Yards/Game. Lists top 7 passing offense leaders.

TRUE FRESHMEN PARTICIPATION

Table with 3 columns: Name, Position, Games Played. Lists true freshmen participation stats.

PLAYS GAINING 30-PLUS YARDS

Table with 3 columns: Rank, School, 30-Yard Plays. Lists schools with 30+ yard plays.

CONSECUTIVE GAMES SCORING STREAK

Table with 3 columns: Games, School, Years. Lists consecutive games scoring streaks.



**SHIMONEK SHINES AGAINST KANSAS**

- ▶ Nic Shimonek came off the bench to deliver an outstanding performance against Kansas as he finished 15-of-21 for 271 yards and four touchdowns. Shimonek entered with 6:31 remaining in the third quarter and proceeded to complete 4-of-5 passes to lead the Red Raiders to their fifth touchdown of the night which came on a four-yard pass to Dylan Cantrell.
- ▶ Shimonek and Mahomes both finished with over 200 passing yards in the win, marking the first time two different signal callers had reached the mark since Steven Sheffield and Taylor Potts did so in their 2009 contest against New Mexico. Mahomes ended his night 27-of-34 for 277 yards and four touchdowns before leaving the game in the third quarter.
- ▶ Texas Tech had eight passing touchdowns in the win, tying the single-game school record that had previously been notched five times. The Red Raiders previously had eight passing touchdowns against Texas A&M (2003), Baylor (2003), Northwestern State (2007), Rice (2009), Kansas State (2009).
- ▶ Texas Tech is the only school dating back to the start of the 2000 season to have two different quarterbacks through at least four touchdowns in the same game. The only other time during that span where two different quarterbacks had at least three touchdown passes came in 2007 when Graham Harrell tossed five and Taylor Potts chipped in three touchdowns in a 75-7 rout over Northwestern State.

**RED RAIDER DEFENSE ENTERS SECOND SEASON UNDER DAVID GIBBS**

- ▶ Texas Tech defensive coordinator David Gibbs is his second season, bringing much-needed stability to the unit. Tech has not had a defensive coordinator remain in place for two-consecutive seasons since Ruffin McNeil from 2007-09. Five different defensive coordinators have spent time in the position since McNeil's departure following the 2009 season.
- ▶ The Texas Tech defense drastically improved in forcing turnovers in Gibbs' first season. The Red Raiders, who had just 15 take-aways in 2014, forced 25 turnovers during the 2015 season, their most since recording the same amount in 2009. Tech opened the 2016 campaign with three takeaways, marking the 10th-consecutive game the unit has forced a turnover.
- ▶ According to research from *CoachingSearch.com*, David Gibbs-led defenses are averaging 2.34 turnovers per game since the 2013 season. It is the highest average among active defensive coordinators nationally. Gibbs previously spent the 2012-14 seasons as Houston's defensive coordinator before arriving in Lubbock.

**MOST TAKEAWAYS PER GAME SINCE 2013 AMONG ACTIVE DEFENSIVE COORDINATORS**

Coach	School(s)	Turnovers/Game	Record
David Gibbs	Houston, Texas Tech	2.34	26-18
Gary Patterson	TCU	2.18	31-13
Pete Kwiatowski	Boise State, Washington	2.17	29-17
Lionel Washington	Tulane	2.12	16-26
Todd Orlando	Utah State, Houston	2.10	37-11

**KINGSBURY WELCOMES SIX NEW MEMBERS TO COACHING STAFF**

- ▶ Texas Tech head coach Kliff Kingsbury welcomed six new members to his coaching staff this past spring with the hirings of Joe Robinson (special teams), Kevin Patrick (defensive line), Karl Scott (cornerbacks), DeShaun Foster (running backs) as well as Rusty Whitt (strength & conditioning). Emmett Jones (outside receivers) was promoted to a full-time coaching role after spending the 2015 season as Director of Player Development.
- ▶ Robinson brings a wealth of experience to Texas Tech's special teams units as he previously served stints at South Carolina (2012-15), North Carolina (2011), LSU (2008-10) and Arizona (2004-07). He was named the Special Teams Coordinator of the Year by *FootballScoop.com* in 2010.
- ▶ Foster and Jones are in their first seasons as a collegiate assistant coach. Foster arrived at Texas Tech following three seasons in various roles at UCLA. Jones was previously a longtime Texas high school football before joining the staff prior to the 2015 season.

**2016 TEXAS TECH COACHING STAFF**

Name	Position	Season
Kliff Kingsbury	Head Coach	4th
David Gibbs	Defensive Coordinator	2nd
Eric Morris	Offensive Coordinator	4th
Joe Robinson	Special Teams	1st
Zac Spavital	Linebackers	2nd
Kevin Patrick	Defensive Line	1st
Lee Hays	Offensive Line	4th
Emmett Jones	Outside Receivers	1st
Karl Scott	Cornerbacks	1st
DeShaun Foster	Running Backs	1st
Rusty Whitt	Strength & Conditioning	1st

**UNIFORM WATCH**

(Since 2009)



Texas Tech record since 2009 while wearing the following uniform combinations:

Helmet-Jersey-Pants	Record
BLACK-BLACK-BLACK	11-7
Black-White-Black	9-6
Black-Red-Black	6-3
White-White-White	8-5
Black-Red-White	4-0

Black-Black-White	4-2	Wounded Warrior (2010)	1-0
Black-Red-Red	3-0	Wounded Warrior (2011)	0-1
Black-White-White	1-2	Lone Star Pride (2012)	0-1
Black-Gray-Black	1-0	Lone Survivor (2013)	0-1
Gray-Gray-Gray	1-0	Lone Star Pride (2013)	0-1
Black-Black-Red	0-1	Throwbacks (2014)	0-1
Black-White-Red	0-3	White Ombre' (2014)	0-1
White-White-Red	0-2	Lone Star Pride (2014)	0-1
Gray-White-Gray	0-3	Black Ombre' (2014)	0-1
Red-Red-White	1-0	Throwbacks - White (2015)	2-0

**PRESEASON HONORS**

**DE'QUAN BOWMAN (WR)**

- Athlon Sports Preseason All-Big 12 (Fourth Team)

**BAYLEN BROWN (OL)**

- Athlon Sports Preseason All-Big 12 (Second Team)

**BREIDEN FEHOKO (DL)**

- Athlon Sports Preseason All-Big 12 (Third Team)
- Polynesian Player of the Year Watch List

**CLAYTON HATFIELD (PK)**

- Preseason All-Big 12 Team
- Athlon Sports Preseason All-Big 12 (Second Team)
- Lou Groza Award Watch List

**JAH'SHAWN JOHNSON (DB)**

- Athlon Sports Preseason All-Big 12 (Fourth Team)

**DEVIN LAUDERDALE (WR)**

- Athlon Sports Preseason All-Big 12 (Fourth Team)

**PATRICK MAHOMES II (QB)**

- Earl Campbell Tyler Rose Award Watch List
- Johnny Unitas Golden Arm Award Watch List
- Rotary Lombardi Award Watch List
- Maxwell Award Watch List
- Davey O'Brien Award Watch List
- Manning Award Watch List
- AFCA Good Works Team Nominee
- Wuerffel Trophy Nominee
- Athlon Sports Preseason All-Big 12 (Second Team)
- Davey O'Brien Award "Great 8" List (Sept. 12)
- Big 12 Player of the Week (Sept. 12)

**TONY MORALES (OL)**

- Rimington Award Watch List

**IAN SADLER (WR)**

- Athlon Sports Preseason All-Big 12 (Third Team)

**JUSTIN STOCKTON (RB)**

- Doak Walker Award Watch List
- Athlon Sports Preseason All-Big 12 (Second Team)

**#REDRAIDERSINTHENFL**

10 former Red Raiders enter the 2016 season on NFL rosters, including three members of the 2015 Texas Tech squad.

Jace Amaro (2011-13)	Tennessee Titans
Danny Amendola (2004-07)	New England Patriots
Le'Raven Clark (2012-15)	Indianapolis Colts
Michael Crabtree (2007-08)	Oakland Raiders
Cody Davis (2009-12)	Los Angeles Rams
Jakeem Grant (2012-15)	Miami Dolphins
Bradley Marquez (2010-13)	Los Angeles Rams
LaAdrian Waddle (2009-12)	New England Patriots
DeAndre Washington (2011-15)	Oakland Raiders
Kerry Hyder (2009-13)	Detroit Lions





2016 BIG 12 STANDINGS

Table with columns: CONF, PCT., OVERALL, STK. Rows include Baylor, TCU, West Virginia, Texas, Texas Tech, Kansas State, Kansas, Oklahoma, Oklahoma State, Iowa State.

BIG 12 WEEKLY SCHEDULE

SATURDAY, OCTOBER 15

Schedule for Saturday, October 15: Kansas State at Oklahoma (ESPN) 11 a.m., Kansas at Baylor (FS1) 2:30 p.m., West Virginia at Texas Tech (FS1) 11 a.m., Iowa State at Texas (LHN) 6 p.m.

SATURDAY, OCTOBER 22

Schedule for Saturday, October 22: Oklahoma State at Kansas TBA, TCU at West Virginia TBA, Texas Tech at Oklahoma TBA, Texas at Kansas State TBA.

SATURDAY, OCTOBER 29

Schedule for Saturday, October 29: West Virginia at Oklahoma State TBA, Texas Tech at TCU TBA, Kansas at Oklahoma TBA, Kansas State at Iowa State TBA, Baylor at Texas TBA.

THURSDAY, NOVEMBER 3

Schedule for Thursday, November 3: Oklahoma at Iowa State (ESPN) 6:30 p.m.

BIG 12 PRESEASON POLL

TEAM POINTS

Preseason poll results: 1. Oklahoma (24) 258, 2. TCU (2) 222, 3. Oklahoma State 202, 4. Baylor 156, 5. Texas 151, 6. Texas Tech 141, 7. West Virginia 126, 8. Kansas State 88, 9. Iowa State 59, 10. Kansas 27.



- Patrick spent the previous two seasons as an assistant at North Texas. He was previously a longtime assistant at South Florida where he coached the likes of Jason Pierre-Paul, George Selvie and Terrell McClain.
Scott arrived at Texas Tech following one season as safeties coach at Louisiana Tech. He was previously the defensive coordinator at Southeastern Louisiana in 2014.
Whitt has helped transform Texas Tech's strength and conditioning program in his short time in Lubbock. A former U.S. Army Special Forces member, Whitt joined the Tech staff after six seasons in the same role at Louisiana-Lafayette.

TEXAS TECH RETURNS PLENTY OF FIRE-POWER ON OFFENSE

- Despite the departures of Jakeem Grant and DeAndre Washington, Texas Tech still brings back 65 percent of its scoring from a year ago thanks in part to the return of Patrick Mahomes II, Justin Stockton and Reginald Davis II among others.
The Red Raiders return eight different receivers who caught a touchdown a year ago, led by Davis who snagged eight which was two shy of Grant for the team high. The remaining returning receivers with a touchdown in 2015 are Justin Stockton (6), Devin Lauderdale (4), Ian Sadler (3), Jonathan Giles (3), Zach Austin (1), Cameron Batson (1), Tony Brown (1)
Mahomes ranks as Texas Tech's leading returning rusher after he recorded 456 yards on the ground in 2015. The Red Raider back field will be boosted this season by junior Justin Stockton, who had 733 all-purpose yards a year ago, as well as senior Quinton White, Jr., sophomore Demarcus Felton and redshirt freshman Corey Dauphine.
On the offensive line, fourth-year assistant coach Lee Hays boasts two returning veterans in Baylen Brown and Tony Morales. Brown leads all Red Raiders with 23 career starts at various positions. Hays will also utilize sophomore Justin Murphy (four starts in 2015), sophomore transfer Paul Stawarz and redshirt freshmen Madison Akamnonu and Terence Steele.

WIDE RECEIVER U

- Texas Tech easily stakes claim to the tag "Wide Receiver U" and has the numbers to prove it. Since 2000, Texas Tech has completed 641 touchdown passes, easily the most in the country during that span.
According to research from SportsReference.com, the closest school to the Red Raiders during that span is Hawaii and its 529 touchdown passes. The only other Big 12 school to rank in the top 10 is Oklahoma, which has 487 touchdown passes since 2000.
In addition, the Red Raiders have two Biletnikoff Awards on display in their trophy case and two of the most prolific receivers in the NFL over the past several seasons: Michael Crabtree and Wes Welker.

KINGSBURY IN ELITE COMPANY AMONG ACTIVE HEAD COACHES

- Texas Tech head coach Kliff Kingsbury is one of only two NCAA FBS coaches that finished in the top 10 in the Heisman Trophy voting and also played in the National Football League. Kingsbury joins Michigan's Jim Harbaugh as the only two active coaches to accomplish this feat. Harbaugh finished third in the 1986 Heisman Trophy race and played 13 seasons in the NFL. Kingsbury, meanwhile, ranked ninth in the 2002 Heisman Trophy voting and then played five seasons in the NFL with stops with the New England Patriots, New Orleans Saints, New York Jets and Denver Broncos.

HEAD COACHES AT THEIR ALMA MATER

(Active Head Coaches)

Table with columns: School, Name, Years Played. Lists head coaches from Air Force to UTEP.

TEXAS TECH HEAD COACH KLIFF KINGSBURY

- Kliff Kingsbury is the only former Texas Tech player to return to his alma mater as its head coach.
Under Kingsbury, Texas Tech has annually ranked among the top offenses nationally, finishing in the top 10 for total offense in all three seasons. Tech ranked second in 2015 for total offense, scoring offense and passing offense.
At the age of 37, Kingsbury is the second-youngest head coach in a power-five conference (ACC, Big Ten, Big 12, Pac-12, SEC) and the third-youngest coach in the FBS. First-year Iowa State head coach Matt Campbell overtook Kingsbury's reign as the youngest head coach in the power five after the Cyclones hired him this offseason.
Kingsbury is one of 16 head coaches at the NCAA Division I FBS level working at their alma mater.

PRESEASON PLAYER NOTABLES

- Texas Tech elected four captains prior to its season opener against Stephen F. Austin. Serving as a team captains throughout the 2016 season are senior offensive lineman Baylen Brown, junior quarterback Patrick Mahomes II, senior defensive back Justis Nelson and senior linebacker Luke Stice.
The 2016 roster features 10 student-athletes who have already earned their undergraduate degrees: Reginald Davis II, Tony Morales, Justis Nelson, Thierry Nguema, Tyler Scalzi, Luke Stice, Keenon Ward, Quinton White, Jr., Kris Williams and Caleb Woodward. Davis, Nguema, White and Woodward all received their Texas Tech degrees this August.
Texas Tech defensive coordinator David Gibbs has added experience to his unit with the transfers of Kolin Hill (Notre Dame), Ondre Pipkins (Michigan) and Luke Stice (Houston). Hill and Pipkins both sat out the 2015 season learning Gibbs' system while Stice previously played for the second-year defensive coordinator during his previous stop at the University of Houston.
Texas Tech boasts 10 returners with at least 10 career starts: Baylen Brown (24), Justis Nelson (23), Keenon Ward (21), Tevin Madison (20), Patrick Mahomes II (18), Reginald Davis II (15), Breiden Fehoko (14), Jah'Shawn Johnson (14), Devin Lauderdale (14) and Ian Sadler (10).



- ▶ Jah'Shawn Johnson made a habit of covering loose balls during his first season as a Red Raider. The sophomore ranked second nationally in 2015 for fumble recoveries after recording four as a redshirt freshman. He is Texas Tech's leading returning tackler after posting 85 tackles a year ago.
- ▶ Clayton Hatfield was among the most-accurate kickers in college football during his redshirt freshman season in 2015. After earning the position full-time early in the season, Hatfield finished 12-for-14 on field goal attempts (87.5 percent) which finished seventh nationally for field goal percentage. He ranks fifth in the category among returning place kickers.
- ▶ Junior college transfer Derrick Willies was named one of Bruce Feldman's top-20 "freaks" for the 2016 season after he tweeted a workout video where he launched from a seated position for a 60-inch box jump. He did this all while wearing a 10-pound vest. Willies, who began his career at Iowa, led all JUCO receivers last season after recording 1,115 yards and 14 touchdowns at Trinity Valley Community College.
- ▶ Despite being classified as a sophomore, Breiden Fehoko is expected to provide quality experience for the Red Raider defensive line after starting in all 13 games in 2015. He recorded 19 tackles as a true freshman, including four for a loss, and added a sack as well as an interception.
- ▶ Reginald Davis II enters his senior season with 15 career touchdown receptions, six shy of entering the top 10 in Texas Tech history. Davis, who caught eight touchdowns in 2015, trails Carols Francis (2000-03), Wes Welker (2000-03) and Nehemiah Glover (2001-04) for ninth all-time in the Tech record book.
- ▶ Texas Tech returns the bulk of its secondary this season in seniors Justis Nelson, Keenon Ward, Paul Banks III and Thierry Nguema as well as junior Tevin Madison and sophomore Jah'Shawn Johnson. Tech also benefits from the return of D.J. Polite-Bray, who returns after redshirting the 2015 season.

**TEXAS TECH - A WINNING TRADITION**

- ▶ Since 1993, Texas Tech has endured just two sub-.500 seasons. On that note, Texas Tech ranks among the nation's top-six programs in regards to experiencing the least sub-.500 seasons since 1993. Only four NCAA FBS college football programs—Florida State (0), Southern California (1), Ohio State (1) and Florida (1)—have fewer sub-.500 seasons in the last 23 years:
- ▶ Texas Tech has made 37 postseason bowl appearances in its 91-year history which ranks among the top-20 programs all-time in bowl games played. The Red Raiders rank third among current Big 12 Conference programs in bowl appearances.
- ▶ Despite falling in the 2015 AdvoCare V100 Texas Bowl held in Houston, Texas Tech has won four of its last five bowl appearances dating back to the 2009 season.
- ▶ Texas Tech has participated in 13 bowl games since the start of the 2000 season alone. The Red Raiders are 9-5 in those bowl games during that span.

**ZACH THOMAS ELECTED INTO RING OF HONOR**

- ▶ Legendary All-American linebacker Zach Thomas will become the newest member of the prestigious Texas Tech Football Ring of Honor on Oct. 22 when he is inducted prior to kickoff between the Red Raiders and Oklahoma.
- ▶ Thomas will be the fifth Red Raider to be enshrined into the Ring of Honor, joining the likes of Donny Anderson, Gabe Rivera, E.J. Holub and Dave Parks. Thomas will be honored in a pregame ceremony where his name will be unveiled on the West Stadium Building at Jones AT&T Stadium.
- ▶ Thomas was a 2015 inductee into the College Football Hall of Fame. He remains a celebrated figure in Texas Tech history after a stellar four-year career where he led the Red Raiders to three bowl games. Thomas, who went on for a successful 13-year NFL career that included seven All-Pro honors, was a two-time Southwest Conference Defensive Player of the Year honoree as well as a finalist for the prestigious Butkus Award.

**KIRBY HOCUTT NAMED CFP SELECTION COMMITTEE CHAIRMAN**

- ▶ Texas Tech Director of Athletics Kirby Hocutt will add another important title during the 2016 football season - chairman of the College Football Playoff Selection Committee. Hocutt was named the Big 12's representative to the CFP's selection committee prior to the 2015 season and is year two of a three-year term.
- ▶ The College Football Playoff Committee matches the No. 1 seed vs. No. 4, and No. 2 vs. No. 3 in national semifinal games that rotate annually among the Chick-fil-A Peach Bowl, Goodyear Cotton Bowl, Capital One Orange Bowl, Allstate Sugar Bowl, Rose Bowl Game presented by Northwestern Mutual and Fiesta Bowl. The committee members produce weekly rankings after the ninth weekend of games. The members meet in person on Mondays and Tuesdays in Dallas. The CFP rankings will be revealed each week beginning Nov. 1 on ESPN with Hocutt appearing live via satellite soon after their unveiling.
- ▶ Texas Tech is coming off one of its best athletic years in recent years under Hocutt as 14 of its 17 intercollegiate programs advanced to the NCAA postseason. In addition, Tech was the only Big 12 member to play in a bowl game and also participate in both the men's basketball and baseball NCAA Tournaments.
- ▶ Texas Tech also claimed three Big 12 team titles during the 2015-16 academic year: men's tennis (first in program history), women's soccer (first in program history) and baseball (first since 1997).

**ALL-TIME BOWL APPEARANCES**

(National Rankings)		
Rank	School	Appearances
1.	Alabama	63
2.	Texas	53
3.	USC	52
	Nebraska	52
5.	Georgia	51
	Tennessee	51
7.	Oklahoma	49
8.	LSU	47
9.	Penn State	46
	Ohio State	46
11.	Georgia Tech	44
	Michigan	44
13.	Florida State	43
	Florida	43
15.	Arkansas	41
16.	Auburn	40
17.	Texas Tech	37
	Miami (Fla.)	37
	Mississippi	37
	Texas A&M	37
	Clemson	37

**300-YARD PASSING GAMES**

**Patrick Mahomes II (17)**

Date	Pass Yards	Opponent
Nov. 15, 2014	393	#24 Oklahoma
Nov. 22, 2014	328	Iowa State
Nov. 29, 2014	598	#5 Baylor
Sept. 5, 2015	425	Sam Houston State
Sept. 12, 2015	361	UTEP
Sept. 26, 2015	392	#3 TCU
Oct. 3, 2015	415	#5 Baylor
Oct. 10, 2015	428	Iowa State
Oct. 17, 2015	354	Kansas
Oct. 31, 2015	480	#12 Oklahoma State
Nov. 14, 2015	384	Kansas State
Nov. 26, 2015	372	Texas
Dec. 29, 2015	370	#22 LSU
Sept. 3, 2016	483	Stephen F. Austin
Sept. 10, 2016	540	Arizona State
Sept. 17, 2016	470	Louisiana Tech
Oct. 8, 2016	504	Kansas State

**100-YARD RUSHING GAMES**

**Demarcus Felton (1)**

Date	Rush Yards	Opponent
Sept. 17, 2016	123	Louisiana Tech

**Justin Stockton (2)**

Date	Rush Yards	Opponent
Sept. 4, 2014	135	UTEP
Oct. 10, 2015	101	Iowa State

**100-YARD RECEIVING GAMES**

**Zach Austin (1)**

Date	Rec. Yards	Opponent
Oct. 3, 2015	110	#5 Baylor

**Cameron Batson (1)**

Date	Rec. Yards	Opponent
Sept. 10, 2016	148	Arizona State

**Tony Brown (1)**

Date	Rec. Yards	Opponent
Oct. 3, 2015	117	#5 Baylor

**Keke Coutee (1)**

Date	Rec. Yards	Opponent
Oct. 8, 2016	130	Kansas State

**Reginald Davis (1)**

Date	Rec. Yards	Opponent
Sept. 19, 2015	115	Arkansas

**Jonathan Giles (2)**

Date	Rec. Yards	Opponent
Sept. 17, 2016	186	Louisiana Tech
Sept. 29, 2016	219	Kansas

**Devin Lauderdale (3)**

Date	Rec. Yards	Opponent
Oct. 11, 2014	112	West Virginia
Sept. 5, 2015	150	Sam Houston State
Sept. 26, 2015	110	#3 TCU

**Ian Sadler (2)**

Date	Rec. Yards	Opponent
Oct. 31, 2015	122	Oklahoma State
Nov. 26, 2015	108	Texas



MAHOMES IN RECORD BOOK

CAREER YARDAGE LEADERS

- 1. Graham Harrell (2005-08) 15,793
2. Kliff Kingsbury (1999-02) 12,429
3. Seth Doege (2009-12) 8,646
4. Patrick Mahomes II (2014-) 8,474
5. Robert Hall (1990-93) 7,908
6. Taylor Potts (2007-10) 7,835
7. Zebbie Lethridge (1994-97) 6,789
8. Billy Joe Tolliver (1985-88) 6,756
9. B.J. Symons (2000-03) 6,378
10. Davis Webb (2013-14) 5,257

CAREER TOUCHDOWN LEADERS

- 1. Graham Harrell (2005-2008) 134
2. Kliff Kingsbury (1999-02) 95
3. Patrick Mahomes II (2014-) 72
4. Seth Doege (2009-12) 69
5. Taylor Potts (2007-10) 62
6. B.J. Symons (2000-03) 59
7. Robert Hall (1990-93) 48
8. Davis Webb (2013-14) 44
9. Zebbie Lethridge (1994-97) 42
10. Billy Joe Tolliver (1985-88) 38

CAREER COMPLETION LEADERS

- 1. Graham Harrell (2005-08) 1,403
2. Kliff Kingsbury (1999-02) 1,231
3. Seth Doege (2009-12) 819
4. Taylor Potts (2007-10) 733
5. Patrick Mahomes II (2014-) 635
6. B.J. Symons (2000-03) 554
7. Robert Hall (1990-93) 548
8. Zebbie Lethridge (1994-97) 519
9. Billy Joe Tolliver (1985-88) 493
10. Sonny Cumbie (2001-04) 461

CAREER TOTAL OFFENSE LEADERS

- 1. Graham Harrell (2005-08) 15,611
2. Kliff Kingsbury (1999-01) 12,263
3. Patrick Mahomes II (2014-) 9,196
4. Seth Doege (2009-12) 8,700
5. Robert Hall (1990-93) 8,489
6. Zebbie Lethridge (1994-97) 7,690
7. Taylor Potts (2007-10) 7,653
8. B.J. Symons (2000-03) 6,586
9. Billy Joe Tolliver (1985-88) 6,475
10. Ron Reeves (1978-81) 5,544

CAREER TOUCHDOWNS RESPONSIBLE FOR

- 1. Graham Harrell (2005-08) 146
2. Kliff Kingsbury (1999-02) 100
3. Patrick Mahomes II (2014-) 89
4. Seth Doege (2009-12) 75
5. Zebbie Lethridge (1994-97) 71
6. Taurean Henderson (2002-05) 69
7. Taylor Potts (2007-10) 66
8. B.J. Symons (2000-03) 61



PATRICK MAHOMES II

Through five games this season, Patrick Mahomes II has continued to be recognized as one of college football's top quarterbacks. The junior enters Saturday's game against West Virginia as the nation's leader in passing yards (2,274), passing yards per game (454.8) as well as total offense per game (487.2) after leading a Red Raider offense that is already averaging 55.2 points per game.

Mahomes has recorded over 400 passing yards in four of five games this season with the lone exception coming against Kansas. Through 22 games as Texas Tech's starting quarterback, Mahomes has now thrown for at least 300 yards 17 times, including nine times with 400 or more yards.

Mahomes returned for his junior season after emerging as one of the nation's top quarterbacks in 2015. In his first full season as a starter, Mahomes threw for 4,653 yards and 36 touchdowns while adding another 456 yards and 10 touchdowns on the ground.

MAHOMES IN ELITE CLASS THROUGH FIVE GAMES THIS SEASON

Mahomes has frustrated defenses to the tune of 2,274 yards and 20 touchdowns through the air this season, marking one of the best starts for a quarterback in NCAA history. Mahomes, who left the Kansas game early with an injury, ranks fifth in passing yards through five games dating back to the 2000 season.

MAHOMES HAS TWO 500-YARD OUTINGS THIS YEAR

Three of Patrick Mahomes' best performances have come on the road where he has eclipsed the 500-yard passing mark three times. He finished 38-of-53 for 540 yards and five touchdowns earlier this season at Arizona State before following with 504 yards and five total touchdowns last weekend at Kansas State.

MAHOMES IN NATIONAL RANKINGS

Table with 3 columns: Category, NCAA Rank, Big 12 Rank. Rows include Passing Yards (1st), Total Offense/Game (1st), Points Responsible For (2nd), etc.

PASSING LEADERS THROUGH 5 GAMES

Table with 3 columns: Player, Year, Yards. Lists top 10 passing leaders since 2000, including B.J. Symons (2003) and Patrick Mahomes II (2016).

COMPARING THE TOP QUARTERBACKS IN TEXAS TECH HISTORY

(First 22 Career Starts; Includes Starts Only)


Through the first 22 starts of his young career, Patrick Mahomes II has torched opposing defenses, amassing over 7,000 yards of passing to put himself already in mention among the top quarterbacks in Texas Tech history.

Mahomes enters his senior season already ranked among the top 10 career passers in school history and could potentially move into the top three by the end of the year, joining the likes of Graham Harrell (2006-08) as well as his head coach, Kliff Kingsbury (1992-02).



KLIFF KINGSBURY

1999-2002



GRAHAM HARRELL

2006-08



PATRICK MAHOMES II

2014-Present

Comparison table for Kliff Kingsbury, Graham Harrell, and Patrick Mahomes II. Columns include Comp-Att., Percentage, Yards, Touchdowns, and Interceptions.



**WHERE ARIZONA STATE PERFORMANCE RANKS**

Mahomes' performance at Arizona State ranked among the all-time best in Texas Tech history. His 540 passing yards finished as the seventh-most in Texas Tech history, marking the second time he had recorded a total that ranked in the top 10 in the school record book. His 584 yards of total offense, meanwhile, ranked sixth all-time in Tech history and seventh in the Big 12 record book.

**CAREER RUSHING TDs AMONG TECH QBs**

(All-Time Leaders)

Player	Year	Yards
1. Zebbie Lethridge	1994-97	27
2. Ron Reeves	1978-81	18
3. Robert Hall	1990-93	17
<i>Patrick Mahomes II</i>	<i>2014-</i>	<i>17</i>
5. Rodney Allison	1975-77	16

**MAHOMES AMONG TEXAS TECH RUSHING QBs**

Mahomes' three rushing touchdowns at Kansas State moved the junior up the Texas Tech career record book as he has now found the endzone 17 times on the ground. Mahomes enters Saturday's contest tied with Robert Hall (1990-93) for third all-time among Tech quarterbacks. He needs one more rushing touchdown to tie Ron Reeves (1978-81) for second all-time in the Tech almanac. Zebbie Lethridge leads all Texas Tech quarterbacks with 27 rushing touchdowns from 1994-97. Mahomes has recorded less than 100 carries fewer than both Hall and Reeves and less than 200 attempts than Lethridge.

**MAHOMES GIVES UP BASEBALL, CONCENTRATES SOLELY ON FOOTBALL**

Not long after the Texas Tech completed the 2015 season, Patrick Mahomes II made an important decision. The quarterback who emerged as one of the best in college football was going to give up a sport he loved - baseball. Mahomes, who previously was a member of the Tech baseball program following his 2014 true freshman campaign, concentrated solely on football this past spring, a move that was credited by head coach Kliff Kingsbury as furthering Mahomes' development entering the 2016 season.

**MAHOMES, KINGSBURY APPEAR ON DCTF COVER**

Patrick Mahomes II and head coach Kliff Kingsbury were both featured this summer on the cover of *Dave Campbell's Texas Football* magazine, marking Texas Tech's first appearance on the cover since 2008.



**WHAT THEY ARE SAYING...**

*"He's a freak of nature, built like a linebacker and breaks the mold of Texas Tech quarterbacks, who have posted huge passing without Mahomes' dynamic athletic ability."*

- Mitch Sherman, ESPN.com

*"Maybe the best-kept secret in college football, Mahomes is on the precipice of becoming the game's next big star."*

- Jake Trotter, ESPN.com

*"From what my eyes have seen the last couple years, especially last season, Patrick Mahomes is rare stuff. I think he's the most physically gifted quarterback going into (the 2016 season)."*

- Brock Huard, ESPN

*"Patrick Mahomes is a unique talent. Can't wait to see how he continues to develop at Tech this fall."*

- Bruce Feldman, FOX Sports (via Twitter)

*"He's got the potential to be the best Texas Tech quarterback maybe ever. It's because of him that I think Texas Tech is going to exceed expectations."*

- Joel Klatt, FOX Sports

*"He's as good of a quarterback as there is in this league, maybe arguably in the country."*

- Mike Gundy, Oklahoma State head coach

*"He's a magician. You can tell your kids, but over and over on film you see it. Someone has him dead to rights for a sack and he does something to get away."*

- Clint Bowen, Kansas defensive coordinator

**MAHOMES BY THE NUMBERS**

**1,676**

Passing yards for Mahomes during the first half of games this season. This number alone ranks 15th nationally among FBS quarterbacks.

**72.8**

Completion percentage for Mahomes this season which ranks second nationally and leads all Big 12 quarterbacks through five games.

**27**

Number of touchdowns Mahomes is responsible for this season, which ranks second nationally and also leads the Big 12.

**11**

Total touchdowns Mahomes needs to tie head coach Kliff Kingsbury for second place on the Texas Tech career touchdowns responsible for list.

**4**

Number of interceptions Mahomes has thrown so far this season despite 228 passing attempts.





KINGSBURY FILE

Hometown New Braunfels, Texas
High School New Braunfels '98
College Texas Tech '01
Family Tim & Sally Kingsbury (parents)
Klint Kingsbury (brother)

COACHING HISTORY

2008-09: Houston Offensive Quality Control
2010: Houston Assistant Coach (quarterbacks)
2011: Houston Co-Offensive Coordinator (quarterbacks)
2012: Texas A&M Offensive Coordinator (quarterbacks)
2013-Present: Texas Tech Head Coach

POSTSEASON EXPERIENCE

2008 Bell Helicopter Armed Forces Bowl
2009 Bell Helicopter Armed Forces Bowl
2013 National University Holiday Bowl
2015 AdvoCare V100 Texas Bowl

RECORD AGAINST OPPONENTS

Table with 2 columns: Opponent and Record. Includes Arizona State (1-1), Arkansas (1-1), Baylor (0-3), Central Arkansas (1-0), Iowa State (3-0), Kansas (4-0), Kansas State (1-3), Louisiana Tech (1-0), LSU (0-1), Oklahoma (0-3), Oklahoma State (0-3), Sam Houston State (1-0), SMU (1-0), Stephen F. Austin (2-0), TCU (1-2), Texas (1-2), Texas State (1-0), UTEP (2-0), West Virginia (1-2).

Bold represents 2016 opponent.

RECORD AGAINST CONFERENCES

Table with 2 columns: Conference and Record. Includes American (1-0), Big 12 (11-18), FCS Opponents (4-0), Pac-12 (1-1), Conference USA (3-0), Southland (3-0), Sun Belt (1-0), Southeastern (SEC) (1-1).

PLAYING EXPERIENCE

1994-97 New Braunfels High School
1999-02 Texas Tech
2003-04 New England Patriots
2004-05 New Orleans Saints
2005 Denver Broncos / New York Jets
2006 Buffalo Bills / Cologne Centurions (NFL Europe)
2007 Winnipeg Blue Bombers/Montreal Alouettes (CFL)
2008 Team Texas (All-American Football League)



HEAD COACH KLIFF KINGSBURY

Kliff Kingsbury (@TTUKingsbury), the architect of one of the nation's most high-powered offenses, is in his fourth season as head coach at Texas Tech. The 15th head coach in program history, Kingsbury was tabbed to lead his alma mater on Dec. 12, 2012.

Under his watch, the Red Raiders have boasted an explosive offense that has annually ranked among the top units in the country. Tech has made two bowl appearances under Kingsbury, who enters the 2016 season with a 22-20 overall record.

Tech concluded the 2015 season ranked second nationally in total offense, marking the sixth-straight season where a Kingsbury-led offense finished 11th or higher in the category dating back to his time at both Houston and Texas A&M. Tech ranked second in the country for both scoring offense and passing offense in 2015 as well.

The Red Raiders averaged a school record 45.1 points per game in 2015 after scoring at least 25 points in all 13 games. Tech was one of just two schools nationally and the only team in a power-five conference to score 25 or more points in every game of the 2015 season.

OFFENSES UNDER KINGSBURY

Since earning his first coordinator position at Houston in 2010, Kliff Kingsbury has annually produced one of the nation's top offenses. A two-time National Offensive Coordinator of the Year honoree, Kingsbury has produced an offense that has ranked 11th or better nationally in each of the past five seasons. Here is a listing of where Kingsbury's offenses have ranked in the NCAA since 2010:

Table with 5 columns: SCHOOL (YEAR), TOTAL OFFENSE, SCORING OFFENSE, PASSING OFFENSE, RUSHING OFFENSE. Lists rankings for Houston (2010), Houston (2011), Texas A&M (2012), Texas Tech (2013), Texas Tech (2014), Texas Tech (2015), Texas Tech (2016).

QUARTERBACKS UNDER KINGSBURY

Table with 10 columns: YEAR, PLAYER, COMP, ATT, PCT., YARDS, TD, INT, RATE, HEISMAN. Lists QBs from 2008 to 2016 including Case Keenum, David Piland, Johnny Manziel, Davis Webb, and Patrick Mahomes II.

+ -- David Piland was the backup to Case Keenum, whose 2010 season was cut short by injury.

^ -- Johnny Manziel also rushed for 1,410 yards and 21 TDs on his way to claiming the 2012 Heisman Trophy.

\* -- Indicates player led the nation in that category.

TEXAS TECH COACHING STAFF



DAVID GIBBS
Defensive Coordinator
Field



ERIC MORRIS
Offensive Coordinator
Press Box



DESHAUN FOSTER
Running Backs
Field



LEE HAYS
Offensive Line
Field



EMMETT JONES
Outside Receivers
Field



KEVIN PATRICK
Defensive Line
Field



JOE ROBINSON
Special Teams
Field



KARL SCOTT
Cornerbacks
Field



ZAC SPAVITAL
Linebackers
Press Box



**TEXAS TECH IN NCAA RANKINGS**

CATEGORY	NCAA	BIG 12
3rd Down Conversion Pct.	2nd	1st
3rd Down Conversion Pct. Defense	62nd	4th
4th Down Conversion Pct.	123rd	9th
4th Down Conversion Pct. Defense	79th	7th
Blocked Kicks	25th	3rd
Blocked Kicks Allowed	1st	1st
Blocked Punts	-	-
Blocked Punts Allowed	1st	1st
Completion Percentage	3rd	1st
Fewest Penalties	118th	8th
Fewest Penalties per Game	125th	9th
Fewest Penalty Yards	113rd	8th
Fewest Penalty Yards per Game	121st	9th
First Downs Defense	84th	8th
First Downs Offense	1st	1st
Fumbles Lost	4th	1st
Fumbles Recovered	96th	8th
Kickoff Return Defense	101st	9th
Kickoff Returns	110th	8th
Net Punting	115th	10th
Passes Had Intercepted	66th	5th
Passes Intercepted	94th	8th
Passing Offense	1st	1st
Passing Yards Allowed	100st	6th
Passing Yards per Completion	35th	4th
Punt Return Defense	118th	10th
Punt Returns	50th	5th
Red Zone Defense	122nd	10th
Red Zone Offense	17th	3rd
Rushing Defense	81st	6th
Rushing Offense	121st	9th
Sacks Allowed	84th	5th
Scoring Defense	116th	9th
Scoring Offense	2nd	1st
Tackles for Loss Allowed	61st	8th
Team Passing Efficiency	4th	1st
Team Passing Efficiency Defense	66th	4th
Time of Possession	71st	7th
Total Defense	99th	7th
Total Offense	2nd	1st
Turnover Margin	80th	5th
Turnovers Gained	109st	7th
Turnovers Lost	19th	2nd
Winning Percentage	51st	5th

**RED RAIDERS IN NCAA RANKINGS**

PLAYER	NCAA	BIG 12
<b>Cameron Batson</b>		
Receiving TDs	22nd	3rd
Punt Return Average	38th	5th
<b>Dylan Cantrell</b>		
Receiving TDs	45th	6th
<b>Keke Coutee</b>		
Yards per Reception	14th	2nd
<b>Jonathan Giles</b>		
Receiving TDs	6th	1st
Receiving Yards Per Game	7th	1st
Receptions Per Game	9th	1st
Receiving Yards	11th	2nd
All-Purpose Yards	47th	7th
Yards per Reception	50th	7th
Scoring	50th	7th
<b>Clayton Hatfield</b>		
Field Goal Percentage	30th	2nd
Scoring	21st	3rd

**NATIONAL RANKINGS**

**ASSOCIATED PRESS (Oct. 10)**

TEAM	RECORD	POINTS
1. Alabama (56)	6-0	1520
2. Ohio State (2)	5-0	1444
3. Clemson (2)	6-0	1406
4. Michigan (1)	6-0	1339
5. Washington	6-0	1286
6. Texas A&M	6-0	1202
7. Louisville	4-1	1193
8. Wisconsin	4-1	1120
9. Tennessee	5-1	962
10. Nebraska	5-0	958
11. <b>Baylor</b>	<b>5-0</b>	<b>934</b>
12. Ole Miss	3-2	800
13. Houston	5-1	701
14. Florida State	4-2	628
15. Boise State	5-0	590
16. Miami	4-1	576
17. Virginia Tech	4-1	546
18. Florida	4-1	483
19. <b>Oklahoma</b>	<b>3-2</b>	<b>476</b>
20. <b>West Virginia</b>	<b>4-0</b>	<b>424</b>
21. Utah	5-1	287
22. Arkansas	4-2	203
23. Auburn	4-2	166
24. Western Michigan	6-0	154
25. Navy	4-1	122

OPPONENTS RECEIVING VOTES: Arizona State 53, Oklahoma State 48, TCU 14.

**AMWAY COACHES POLL (Oct. 10)**

TEAM	RECORD	POINTS
1. Alabama (58)	6-0	1570
2. Ohio State (4)	5-0	1504
3. Clemson (1)	6-0	1455
4. Michigan	6-0	1370
5. Washington	6-0	1329
6. Texas A&M	6-0	1256
7. Louisville	4-1	1201
8. <b>Baylor</b>	<b>5-0</b>	<b>1061</b>
9. Nebraska	5-0	1052
10. Wisconsin	4-1	995
11. Tennessee	5-1	919
12. Houston	5-1	754
13. Ole Miss	3-2	746
14. Florida	4-1	661
15. Boise State	5-0	628
16. Florida State	4-2	584
17. Miami	4-1	580
18. <b>West Virginia</b>	<b>4-0</b>	<b>526</b>
19. Virginia Tech	4-1	441
20. <b>Oklahoma</b>	<b>3-2</b>	<b>424</b>
21. Utah	5-1	408
22. Arkansas	4-2	194
23. Western Michigan	6-0	185
24. <b>Arizona State</b>	<b>5-1</b>	<b>116</b>
25. LSU	3-2	81

OPPONENTS RECEIVING VOTES: Oklahoma State 29, TCU 5.

**COLLEGE FOOTBALL PLAYOFF**

TEAM	RECORD
<i>Debuts Nov. 1</i>	

**RED RAIDERS IN NATIONAL RANKINGS**

WEEK	AP	COACHES	CFP
Preseason	NR	NR	--
Week 2 (9/6)	NR	NR	--
Week 3 (9/11)	NR	NR	--
Week 4 (9/18)	NR	NR	--
Week 5 (9/25)	NR	NR	--
Week 6 (10/2)	NR	RV	--
Week 7 (10/10)	NR	NR	--
Week 8 (10/16)			
Week 9 (10/23)			
Week 10 (10/30)			
Week 11 (11/6)			
Week 12 (11/13)			
Week 13 (11/20)			
Week 14 (11/27)			
Week 15 (12/4)			

**THE LAST TIME TEXAS TECH WAS...**

Ranked in AP Poll \_\_\_\_\_ Nov. 3, 2013 (No. 25)  
 Ranked in Coaches' Poll \_\_\_\_\_ Nov. 3, 2013 (No. 23)  
 Received Votes in the AP Poll \_\_\_\_\_ Oct. 18, 2015 (RV)  
 Received Votes in the Coaches' Poll \_\_\_\_\_ Oct. 2, 2016 (RV)

**MISCELLANEOUS RECORDS:**

Highest Ranking (AP) \_\_\_\_\_ No. 2 (Nov. 2-16, 2008)  
 Highest Ranking (Coaches) \_\_\_\_\_ No. 2 (Nov. 9-16, 2008)  
 Highest Final Ranking (AP) \_\_\_\_\_ No. 11 (1938, 1973)  
 Highest Ranking (Coaches) \_\_\_\_\_ No. 11 (1973)  
 Consecutive Weeks Ranked (AP) \_\_\_\_\_ 20 (2004-06)  
 Consecutive Weeks Ranked (Coaches) \_\_\_\_\_ 25 (2004-06)



# TEXAS TECH at WEST VIRGINIA

Nov. 7, 2015 | Millan Puskar Stadium | 11 a.m. CT | FOX Sports 1

LUBBOCK, Texas (AP) - West Virginia running backs Wendell Smallwood and Rushel Shell responded to a challenge from their coaches to take control against Texas Tech.

Smallwood rushed for 163 yards and a touchdown, Shell had 111 yards and two scores, and West Virginia beat Texas Tech 31-26 on Saturday.

West Virginia (4-4, 1-4 Big 12) broke a four-game losing streak while Texas Tech (5-5, 2-5) lost its third straight in trying to become bowl eligible.

"It's been a long month and a half," West Virginia coach Dana Holgorsen said. "Just to get that victory is obviously pretty good."

The Mountaineers compiled 300 yards on the ground against one of the nation's worst rush defenses. Shell and Smallwood surpassed 100 yards against the Red Raiders for the second straight year.

Shell, who had averaged 33 rushing yards in his three previous games, earned his first 100-yard effort of the season.

During the week leading up to the game, Shell said running backs coach Ja'Juan Seider and Holgorsen "just told us that this game could really come down to me and Wendell, that we could take control, that we could win it."

"We felt like we wanted that task and felt that we handled it perfectly."

Holgorsen improved to 2-1 as West Virginia's coach against Texas Tech coach Kliff Kingsbury. Kingsbury was the Red Raiders' starting quarterback from 2000-02, when Holgorsen was the team's wide receivers coach. Holgorsen was the offensive coordinator at Houston in 2008 when he helped Kingsbury join Kevin Sumlin's staff.

Texas Tech, which had exceeded 50 points five times this season, was held to a season low for points and yards (378).

West Virginia's defense "exceeded what my expectations were defensively just because how potent these guys are," Holgorsen said.

Texas Tech's Patrick Mahomes was held to a season-low 196 passing yards but took advantage of West Virginia's 3-3-5 defensive scheme by running for a season-high 73.

Mahomes threw a 17-yard scoring pass to DeAndre Washington that pulled the Red Raiders within 31-26 with 6:47 left in the game.

But Texas Tech never got the ball back.

Smallwood had a pair of big runs on third down to keep the ensuing drive going. And when Texas Tech's Micah Awe was flagged for ripping West Virginia quarterback Skyler Howard's helmet off following a run, the Mountaineers got a first down at the Red Raiders 1 and subsequently ran out the clock.

Howard threw two interceptions and didn't have a touchdown pass for the first time this season. But it didn't matter considering how Smallwood and Shell were running against a defense that had allowed an average of 271 yards on the ground.

Washington finished with 102 rushing yards to become the first Texas Tech running back to go over 1,000 yards in back-to-back seasons since Byron Hanspard in 1995 and 1996.

Texas Tech's Jakeem Grant, who had 178 receiving yards and a kickoff return for a score a week earlier against Oklahoma State, was limited to five catches for 8 yards. He averaged 26 yards on five kickoff returns.

Mahomes had two first-half scoring passes, but the Red Raiders got no points on two other trips inside the West Virginia 25 in the second quarter and had to settle for a pair of second-half field goals after getting interceptions and driving inside West Virginia's 20.

"We were just bad in the red zone," Kingsbury said. "I'll take that on me. We've got to make plays and limit mistakes."

Milan Puskar Stadium (54,932) November 7, 2015					
SCORE BY QUARTERS	1	2	3	4	FINAL
Texas Tech	7	7	3	9	26
West Virginia	7	10	7	7	31

## SCORING SUMMARY

QTR	Time	Team	Scoring Play	Drive / Time
1st	09:45	WVU	Shell, R. 5 yd run (Lambert, J. kick)	5-36 / 1:39
	05:09	TTU	Grant, J. 10 yd pass from Mahomes, P. (Hatfield, C. kick)	10-66 / 4:28
2nd	13:29	WVU	Smallwood, W. 16 yd run (Lambert, J. kick)	11-91 / 3:58
	00:35	TTU	Davis, R. 9 yd pass from Mahomes, P. (Hatfield, C. kick)	8-38 / 2:15
	00:00	WVU	Lambert, J. 39 yd field goal	5-41 / 0:28
3rd	08:36	TTU	Hatfield, C. 34 yd field goal	10-30 / 2:23
	04:40	WVU	Shell, R. 3 yd run (Lambert, J. kick)	10-65 / 3:56
4th	14:56	TTU	Hatfield, C. 27 yd field goal	7-7 / 2:33
	11:28	WVU	Howard, S. 2 yd run (Lambert, J. kick)	8-59 / 3:21
	06:47	TTU	Washington 17 yd pass from Mahomes (rush failed)	13-81 / 4:36

**RUSHING:** Texas Tech - Washington, De. 21-102; Mahomes, P. 18-73; Stockton, J. 3-4. West Virginia - Smallwood, W. 22-163; Shell, Rushel 14-111; Howard, Skyler 18-27; TEAM 3-minus 1.

**PASSING:** Texas Tech - Mahomes, P. 21-34-1-196; Sadler, Ian 0-1-0-0; Giles, Jonathan 1-1-0-3. West Virginia - Howard, Skyler 12-23-2-149; TEAM 0-1-0-0.

**RECEIVING:** Texas Tech - Washington, De. 6-64; Grant, Jakeem 5-8; Sadler, Ian 3-25; Batson, Cameron 2-33; Stockton, J. 1-32; Coutee, Keke 1-10; Lauderdale, D. 1-10; Davis, Reginald 1-9; Pearson, Brad 1-5; Mahomes, P. 1-3. West Virginia - White, Ka'Rau 5-80; Thompson, J. 2-23; Shell, Rushel 2-6; Shorts, Daikiel 1-18; Smallwood, W. 1-11; Durante, Jovon 1-11.

**INTERCEPTIONS:** Texas Tech - Nelson, Justis 1-0; Fehoko, Breiden 1-0. West Virginia - Worley, Daryl 1-0.

**TACKLES (UA-A):** Texas Tech - Awe, Micah 10-4; Hinton, D'Vonta 6-6; Johnson, Jah. 8-3; Ward, Keenon 6-4; Robertson, Pete 5-2; Bethel, Nigel 5-1; Jenkins, Malik 3-1; Madison, Tevin 3-0. West Virginia - Dillon, KJ 8-1; Worley, Daryl 6-1; Barber, Jared 5-2; Kwiatkoski, N. 4-3; Rumph, Rick 5-1; Askew-Henry, D. 5-1; Muldrow, Edward 3-3; Nwachukwu, N. 4-1; Harper, Jarrod 3-2; Rose, Kyle 4-0; Petteway, Shaq 3-0.

## TEAM STATISTICS

	TTU	WVU
FIRST DOWNS.....	23	28
RUSHES-YARDS (NET).....	42-179	57-300
PASSING YDS (NET).....	199	149
Passes Att-Comp-Int.....	36-22-1	24-12-2
TOTAL OFFENSE PLAYS-YARDS.....	78-378	81-449
Fumble Returns-Yards.....	0-0	0-0
Punt Returns-Yards.....	0-0	2-14
Kickoff Returns-Yards.....	5-131	2-55
Interception Returns-Yards.....	2-0	1-0
Punts (Number-Avg).....	4-43.8	3-31.7
Fumbles-Lost.....	0-0	0-0
Penalties-Yards.....	8-75	4-40
Possession Time.....	29:46	30:14
Third-Down Conversions.....	7 of 18	9 of 14
Fourth-Down Conversions.....	3 of 4	0 of 0
Red-Zone Scores-Chances.....	5-6	4-6
Sacks By: Number-Yards.....	3-12	2-11



# JONES AT&T STADIUM

**JONES AT&T STADIUM**, home of Red Raider football since Nov. 29, 1947, is arguably one of the most electric gameday atmospheres in all of college football. Armed with 60,000-plus rabid fans, Dave Curtis of The Sporting News proclaimed in May of 2010 that Jones AT&T Stadium was the best home field advantage in all of college football.

The stadium's majestic beauty on the outside is the perfect facade for a rowdy and terrific game day experience that lies within its walls. Prior to the 2013 season, the experience of watching Red Raider football reached another level with the addition of a high-definition video board that spans 38 X 100 feet in size on a five-tier structure. The stadium added another element for the 2016 season with the construction of a new premium area on the north end of the stadium. Texas Tech has invested more than \$135 millions into Jones AT&T Stadium since 2003 alone with four major renovations, making the facility of the best on-campus football stadiums in the country.

The stadium was officially renamed from Jones Stadium to Jones SBC Stadium in 2000 following major corporate gifts (in excess of \$25 million) from SBC Communications (now AT&T). The stadium was renamed again in 2006 to Jones AT&T Stadium after SBC Communications formally changed its name to AT&T. The "Jones" in Jones AT&T Stadium comes from former Texas Tech president Clifford B. Jones and his wife Aubrey. The stadium was named in their honor upon its opening in 1947.

## TOP 20 ATTENDANCE MARKS

Attend	Game	Season
61,836	Tech vs. Oklahoma State	2013
60,997	Tech vs. Texas State	2013
60,961	Tech vs. Texas	2014
60,879	Tech vs. Texas	2012
60,800	Tech vs. Oklahoma	2012
60,778	Tech vs. Central Arkansas	2014
60,454	Tech vs. Texas	2010
60,454	Tech vs. Oklahoma State	2010
60,277	Tech vs. Arkansas	2014
60,097	Tech vs. Stephen F. Austin	2016
60,073	Tech vs. Sam Houston State	2015
59,260	Tech vs. Iowa State	2011
59,014	Tech vs. Oklahoma	2014
58,955	Tech vs. New Mexico	2012
58,702	Tech vs. TCU	2013
58,502	Tech vs. West Virginia	2014
58,416	Tech vs. Texas A&M	2011
57,733	Tech vs. Texas A&M	2009
57,528	Tech vs. SMU	2010

## SINGLE-GAME RECORDS

**Most Points:** 120 vs. Wayland (1925)  
**Most Points (Since 1950):** 80 vs. Sam Houston State (2005)  
**Most Opponent Points:** 70 vs. Oklahoma State (2015)  
**Most Combined Points:** 123 (OSU 70, Tech 53, 2015)  
**Most Combined Points (Since 1950):** 123 (OSU 70, Tech 53, 2015)  
**Largest Margin of Victory:** 120 (Tech vs. Wayland – 1925)  
**Largest Margin of Victory (Since 1950):** 71-0, vs. New Mexico A&M (1953)

## GAME/SEASON RECORDS

**Most Home Games, Season:** 9 games (1932)  
**Most Home Games, Season (Since 1950):** 8 (1994, 2000)  
**Most Home Wins, Season:** 7 games (1965, 2005, 2008)  
**Most Home Losses, Season:** 5 games (1944, 1950)  
**Most Home Losses, Season (Since 1950):** 4 games (1952, 1957, 1962, 1966, 1981, 1982, 1984, 1990, 2011)  
**Most Home Ties, Season:** 2 (1925)  
**Most Home Ties, Season (Since 1950):** 1 game (1954, 1956, 1968, 1979, 1981, 1983)  
**Undefeated Home Seasons:** 14 (Last: 2008)  
**Longest Home Winning Streak:** 13 (1939-42); before Jones AT&T Stadium  
**Longest Home Losing Streak:** 6 (1943-44)  
**Most Points, Season:** 367 (2005)  
**Fewest Points, Season:** 20 (1928)

## MISCELLANEOUS RECORDS

**All-Time Home Record:** 340-165-13  
**All-Time Jones AT&T Stadium Record (since 1947):** 253-135-6  
**Last Tie Game:** vs. TCU, 10-10 (1983)

## MISCELLANEOUS STATISTICS

**AVERAGE HOME ATTENDANCE RECORD:**  
 58,934 - 2014 (6 games)  
**AVERAGE HOME STUDENT ATTENDANCE RECORD:**  
 11,249 - 2013 (6 games)  
**STADIUM RECORD ATTENDANCE:**  
 61,836 - Texas Tech vs. #12 Oklahoma State (Nov. 2, 2013)

## FIRST GAME AT JONES AT&T STADIUM:

Nov. 29, 1947 - Texas Tech vs. Hardin-Simmons

## FIRST GAME ON ARTIFICIAL TURF:

Sept. 12, 1970 - Texas Tech vs. Tulane

## FIRST GAME ON FIELDTURF:

Sept. 2, 2006 - Texas Tech vs. SMU

## TEXAS TECH ALL-TIME HOME RECORD (SINCE 1925):

In 91 seasons of football at Texas Tech, the Red Raiders are 340-165-13 all-time in home games.

## TEXAS TECH AT JONES AT&T STADIUM (SINCE 1947):

In 68 seasons at The Jones, Texas Tech is 253-135-6 at home.

## STADIUM RECORD ATTENDANCE FOR A SEASON OPENER:

60,778 - Texas Tech vs. Central Arkansas (Aug. 30, 2014)

## STADIUM RECORD FOR STUDENT ATTENDANCE:

16,092 - Texas Tech vs. #24 TCU (Sept. 12, 2013)

## STADIUM RECORD FOR STUDENT ATTENDANCE - SEASON OPENER

15,142 - Texas Tech vs. Central Arkansas (Aug. 30, 2014)

## HOME WINNING STREAK AT JONES AT&T STADIUM:

12 - Began with 34-27 win over Oklahoma on Nov. 17, 2007, through 52-30 loss to Texas A&M on Oct. 24, 2009

## WINNING SEASONS:

55 - Winning or non-losing seasons in 67 years at Jones AT&T Stadium. The last team to go undefeated at home was the 2008 squad with a record of 7-0.



# DEPTH CHART

### OFFENSE

**LT** 65 Baylen Brown \_\_\_\_\_ 6-5 \_\_\_ 305 \_\_\_ Sr-3L \_\_\_\_\_ San Antonio, Texas  
 58 Madison Akamnonu \_\_\_ 6-5 \_\_\_ 310 \_\_\_ Fr-RS \_\_\_\_\_ Arlington, Texas

**LG** 72 Jack Reichel \_\_\_\_\_ 6-5 \_\_\_ 290 \_\_\_ So-TR \_\_\_\_\_ Sacramento, Calif.  
 74 Cole Collier \_\_\_\_\_ 6-1 \_\_\_ 300 \_\_\_ So-1L \_\_\_\_\_ Prosper, Texas

**C** 51 Tony Morales \_\_\_\_\_ 6-3 \_\_\_ 295 \_\_\_ Sr-1L \_\_\_\_\_ Arlington, Texas  
 69 Cody Wheeler \_\_\_\_\_ 6-4 \_\_\_ 310 \_\_\_ Fr-RS \_\_\_\_\_ Allen, Texas

**RG** 73 Justin Murphy \_\_\_\_\_ 6-6 \_\_\_ 310 \_\_\_ So-1L \_\_\_\_\_ Belton, Texas  
 76 Paul Stawarz \_\_\_\_\_ 6-5 \_\_\_ 295 \_\_\_ So-RS \_\_\_\_\_ Glen Ellyn, Ill.

**RT** 78 Terence Steele \_\_\_\_\_ 6-6 \_\_\_ 300 \_\_\_ Fr-RS \_\_\_\_\_ Cibolo, Texas  
 64 Ethan Smith \_\_\_\_\_ 6-6 \_\_\_ 275 \_\_\_ So-1L \_\_\_\_\_ Humble, Texas

**QB** 5 Patrick Mahomes II \_\_\_\_\_ 6-3 \_\_\_ 230 \_\_\_ Jr-2L \_\_\_\_\_ Whitehouse, Texas  
 16 Nic Shimonek \_\_\_\_\_ 6-3 \_\_\_ 220 \_\_\_ Jr-1L \_\_\_\_\_ Corsicana, Texas

**RB** 4 Justin Stockton \_\_\_\_\_ 5-10 \_\_\_ 200 \_\_\_ Jr-2L \_\_\_\_\_ Cibolo, Texas  
 23 Quinton White \_\_\_\_\_ 5-7 \_\_\_ 215 \_\_\_ Sr-3L \_\_\_\_\_ College Station, Texas

**X** 6 Devin Lauderdale \_\_\_\_\_ 5-10 \_\_\_ 176 \_\_\_ Sr-2L \_\_\_\_\_ Houston, Texas  
 -or- 11 Derrick Willies \_\_\_\_\_ 6-3 \_\_\_ 215 \_\_\_ Jr-TR \_\_\_\_\_ San Bernardino, Calif.

**H** 13 Cameron Batson \_\_\_\_\_ 5-9 \_\_\_ 175 \_\_\_ Jr-2L \_\_\_\_\_ Oklahoma City, Okla.  
 -or- 20 Keke Coutee \_\_\_\_\_ 5-11 \_\_\_ 175 \_\_\_ So-1L \_\_\_\_\_ Lufkin, Texas

**Y** 12 Ian Sadler \_\_\_\_\_ 5-11 \_\_\_ 195 \_\_\_ Jr-2L \_\_\_\_\_ Argyle, Texas  
 -or- 9 Jonathan Giles \_\_\_\_\_ 5-11 \_\_\_ 185 \_\_\_ So-1L \_\_\_\_\_ Missouri City, Texas

**Z** 2 Reginald Davis III \_\_\_\_\_ 6-0 \_\_\_ 185 \_\_\_ Sr-3L \_\_\_\_\_ Tenaha, Texas  
 -or- 14 Dylan Cantrell \_\_\_\_\_ 6-3 \_\_\_ 210 \_\_\_ Jr-2L \_\_\_\_\_ Whitehouse, Texas

### SPECIAL TEAMS

**LS** 53 Kyle Heffron \_\_\_\_\_ 5-11 \_\_\_ 225 \_\_\_ Jr-SQ \_\_\_\_\_ San Antonio, Texas  
 -or- 35 Tyler Scalzi \_\_\_\_\_ 6-4 \_\_\_ 238 \_\_\_ Sr-3L \_\_\_\_\_ Flower Mound, Texas

**PK** 96 Clayton Hatfield \_\_\_\_\_ 5-10 \_\_\_ 170 \_\_\_ So-1L \_\_\_\_\_ Boerne, Texas  
 49 Michael Barden \_\_\_\_\_ 5-10 \_\_\_ 175 \_\_\_ So-1L \_\_\_\_\_ Austin, Texas

**P** 49 Michael Barden \_\_\_\_\_ 5-10 \_\_\_ 175 \_\_\_ So-1L \_\_\_\_\_ Austin, Texas  
 96 Clayton Hatfield \_\_\_\_\_ 5-10 \_\_\_ 170 \_\_\_ So-1L \_\_\_\_\_ Boerne, Texas

### DEFENSE

**END** 13 Kolin Hill \_\_\_\_\_ 6-2 \_\_\_ 250 \_\_\_ So-TR \_\_\_\_\_ Schertz, Texas  
 -or- 12 Zach Barnes \_\_\_\_\_ 6-3 \_\_\_ 240 \_\_\_ Jr-2L \_\_\_\_\_ Loganville, Ga.

**N** 9 Ondre Pipkins \_\_\_\_\_ 6-3 \_\_\_ 325 \_\_\_ Sr-TR \_\_\_\_\_ Kansas City, Mo.  
 96 Broderick Washington \_\_\_ 6-3 \_\_\_ 305 \_\_\_ Fr-RS \_\_\_\_\_ Longview, Texas

**T** 4 Breiden Fehoko \_\_\_\_\_ 6-3 \_\_\_ 295 \_\_\_ So-1L \_\_\_\_\_ Honolulu, Haw.  
 99 Mycheal Thomas \_\_\_\_\_ 6-1 \_\_\_ 325 \_\_\_ Jr-TR \_\_\_\_\_ Dallas, Texas

**RUSH** 5 Gary Moore \_\_\_\_\_ 6-5 \_\_\_ 240 \_\_\_ Jr-2L \_\_\_\_\_ Clarksville, Texas  
 6 Kris Williams \_\_\_\_\_ 6-1 \_\_\_ 240 \_\_\_ Sr-2L \_\_\_\_\_ Dallas, Texas

**WILL** 34 D'Vonta Hinton \_\_\_\_\_ 5-9 \_\_\_ 225 \_\_\_ So-1L \_\_\_\_\_ Texas City, Texas  
 33 Brayden Stringer \_\_\_\_\_ 6-2 \_\_\_ 205 \_\_\_ Fr-HS \_\_\_\_\_ Cypress, Texas

**MIKE** 20 Jordyn Brooks \_\_\_\_\_ 6-1 \_\_\_ 235 \_\_\_ Fr-HS \_\_\_\_\_ Houston, Texas  
 10 Johnathan Picone \_\_\_\_\_ 6-1 \_\_\_ 220 \_\_\_ Fr-HS \_\_\_\_\_ Covington, La.

**SAM** 41 Malik Jenkins \_\_\_\_\_ 6-1 \_\_\_ 225 \_\_\_ Sr-3L \_\_\_\_\_ Ennis, Texas  
 37 Luke Stice \_\_\_\_\_ 6-0 \_\_\_ 230 \_\_\_ Sr-TR \_\_\_\_\_ Midland, Texas

**LC** 31 Justis Nelson \_\_\_\_\_ 6-2 \_\_\_ 180 \_\_\_ Sr-3L \_\_\_\_\_ Mesquite, Texas  
 -or- 28 Paul Banks III \_\_\_\_\_ 6-2 \_\_\_ 185 \_\_\_ Sr-1L \_\_\_\_\_ Houston, Texas

**FS** 7 Jah'Shawn Johnson \_\_\_\_\_ 5-10 \_\_\_ 180 \_\_\_ So-1L \_\_\_\_\_ Ennis, Texas

**SS** 15 Keenon Ward \_\_\_\_\_ 5-9 \_\_\_ 200 \_\_\_ Sr-3L \_\_\_\_\_ Snyder, Texas  
 24 Payton Hendrix \_\_\_\_\_ 6-2 \_\_\_ 210 \_\_\_ So-1L \_\_\_\_\_ Dallas, Texas

**RC** 3 D.J. Polite-Bray \_\_\_\_\_ 6-0 \_\_\_ 195 \_\_\_ Jr-2L \_\_\_\_\_ Lithonia, Ga.  
 17 Thierry Nguema \_\_\_\_\_ 5-10 \_\_\_ 175 \_\_\_ Sr-3L \_\_\_\_\_ Corona, Calif.

**KO** 96 Clayton Hatfield \_\_\_\_\_ 5-10 \_\_\_ 170 \_\_\_ So-1L \_\_\_\_\_ Boerne, Texas  
 49 Michael Barden \_\_\_\_\_ 5-10 \_\_\_ 175 \_\_\_ So-1L \_\_\_\_\_ Austin, Texas

**KR** 2 Reginald Davis III \_\_\_\_\_ 6-0 \_\_\_ 185 \_\_\_ Sr-3L \_\_\_\_\_ Tenaha, Texas  
 -or- 20 Keke Coutee \_\_\_\_\_ 5-11 \_\_\_ 175 \_\_\_ So-1L \_\_\_\_\_ Lufkin, Texas

**PR** 13 Cameron Batson \_\_\_\_\_ 5-9 \_\_\_ 175 \_\_\_ Jr-2L \_\_\_\_\_ Oklahoma City, Okla.  
 20 Keke Coutee \_\_\_\_\_ 5-11 \_\_\_ 175 \_\_\_ So-1L \_\_\_\_\_ Lufkin, Texas



**KISEAN ALLEN 38**

DB | 5-11 | 170 | So.-1L  
Mesquite, Texas | Poteet H.S.

- ▶ **LAST GAME:** Made the second-straight start at strong safety at Kansas State, finishing with a career-high six tackles.
- ▶ Played in primarily a reserve role or on special teams prior to earning first career start in Big 12 opener against Kansas.
- ▶ Ranks third on the team with four special teams tackles.

**CAREER HIGHS**

Tackles \_\_\_\_\_ 6, at Kansas State (2016)  
Tackles For Loss \_\_\_\_\_ None  
Sacks \_\_\_\_\_ None  
Interceptions \_\_\_\_\_ None  
Fumbles Forced \_\_\_\_\_ None  
Fumbles Recovered \_\_\_\_\_ None  
Quarterback Hurries \_\_\_\_\_ None  
Pass Breakups \_\_\_\_\_ None

TACKLES	G	UA	A	Tot.	TFL	Yds	PD	FF	FR	Blkd
2015	5	0	0	0	0.0	0	0	0	0	0
2016	4	11	2	13	0.0	0	0	0	0	0
TOTAL	9	11	2	13	0.0	0	0	0	0	0



**PAUL BANKS III 28**

DB | 6-2 | 185 | Sr.-1L  
Houston, Texas | Kashmere H.S.  
Navarro J.C.


- ▶ **LAST GAME:** Appeared for the first time this season at Kansas State, totaling four tackles overall.
- ▶ Played in seven games during his first season as a Red Raider in 2015 where he had 15 tackles and two pass breakups.

**CAREER HIGHS**

Tackles \_\_\_\_\_ 4, twice, at Kansas State (2016)\*  
Tackles For Loss \_\_\_\_\_ None  
Sacks \_\_\_\_\_ None  
Interceptions \_\_\_\_\_ None  
Fumbles Forced \_\_\_\_\_ None  
Fumbles Recovered \_\_\_\_\_ None  
Quarterback Hurries \_\_\_\_\_ None  
Pass Breakups \_\_\_\_\_ 1, twice, at Kansas State (2016)\*

\* Indicates most recent high

TACKLES	G	UA	A	Tot.	TFL	Yds	PD	FF	FR	Blkd
2015	7	12	3	15	0.0	0	2	0	0	0
2016	1	4	0	4	0.0	0	1	0	0	0
TOTAL	8	16	3	19	0.0	0	3	0	0	0



**MICHAEL BARDEN 49**

PK | 5-10 | 175 | So-1L  
Austin, Texas | Westlake H.S.

- ▶ **LAST GAME:** Called on to punt twice at Kansas State, booting a season-high 59 yard attempt late in the first half and then a 45-yarder later in the game.
- ▶ Recorded just 12 punts this season, the fewest for a Big 12 punter so far this season.
- ▶ Inserted on kickoffs twice already this year, both times of which that came against Kansas.
- ▶ In his first full season as Texas Tech's starting punter after seeing action in five games last year as either the place kicker or backup punter.

**CAREER HIGHS**

Points Scored \_\_\_\_\_ 10, vs. Sam Houston State (2015)  
PAT's \_\_\_\_\_ 7, twice, UTEP (2015)\*  
Field Goals Made \_\_\_\_\_ 1, twice, vs. UTEP (2015)\*  
Field Goals Attempted \_\_\_\_\_ 1, twice, vs. UTEP (2015)\*  
Longest Field Goal \_\_\_\_\_ 32, vs. UTEP (2015)  
Punt Attempts \_\_\_\_\_ 5, vs. Stephen F. Austin (2016)  
Longest Punt \_\_\_\_\_ 62, vs. Kansas State (2016)

\* Indicates most recent high

FIELD GOALS	G	Att	Made	Lg	Pct
2015	8	3	2	32	66.7
2016	4	0	0	0	0.0
TOTAL	12	3	2	32	66.7

PUNTING	G	No.	Yards	Lg	Avg
2015	5	5	215	58	43.0
2016	4	12	485	59	40.4
TOTAL	12	28	1202	62	42.9



**ZACH BARNES 12**

DL | 6-3 | 240 | Jr.-2L  
Loganville, Ga. | Grayson H.S.

- ▶ **LAST GAME:** Saw action against Kansas State but failed to record a tackle along the defensive line.
- ▶ Missed two games during non-conference play before returning against Kansas.
- ▶ Began the season with one tackle against Stephen F. Austin, which came on a sack in the third quarter. The sack also caused his first career forced fumble.

**CAREER HIGHS**

Tackles \_\_\_\_\_ 4, vs. Sam Houston State (2015)  
Tackles For Loss \_\_\_\_\_ 1.0, vs. Stephen F. Austin (2016)  
Sacks \_\_\_\_\_ 1.0, vs. Stephen F. Austin (2016)  
Interceptions \_\_\_\_\_ None  
Fumbles Forced \_\_\_\_\_ 1, vs. Stephen F. Austin (2016)  
Fumbles Recovered \_\_\_\_\_ 1, at Kansas (2013)  
Quarterback Hurries \_\_\_\_\_ None  
Pass Breakups \_\_\_\_\_ None

TACKLES	G	UA	A	Tot.	TFL	Yds	PD	FF	FR	Blkd
2013	5	2	0	2	0.0	0	0	0	1	0
2015	7	5	4	9	0.5	1	0	0	0	0
2016	3	1	0	1	1.0	5	0	1	0	0
TOTAL	15	8	4	12	1.5	6	0	1	1	0

SACKS	G	UA	A	Total	Yds
2013	5	0	0	0.0	0
2015	7	0	1	0.5	1
2016	3	1	0	1.0	5
TOTAL	15	1	1	1.5	6



**CAMERON BATSON 13**

WR | 5-9 | 175 | Jr.-2L  
Oklahoma City, Okla. | Milwood H.S.

- ▶ **LAST GAME:** Caught six passes for 56 yards and a touchdown against Kansas State; marked fifth-straight game with a touchdown catch.
- ▶ Joins Washington State's Gabe Marks as the only players in the country to catch a touchdown in every game this year.
- ▶ Ranks second on the team with 22 receptions and 285 receiving yards this season.
- ▶ His 95 yards on punt returns are already the most in a season during his career.
- ▶ Posted the first 100-yard receiving game of his career at Arizona State after catching nine passes for 148 yards.

**CAREER HIGHS**

Receptions \_\_\_\_\_ 9, at Arizona State (2016)  
Receiving Yards \_\_\_\_\_ 148, at Arizona State (2016)  
Receiving Touchdowns \_\_\_\_\_ 1, 5x, vs. Kansas (2016)\*  
Long Reception \_\_\_\_\_ 66 yards, at Arizona State (2016)  
All-Purpose Yards \_\_\_\_\_ 148, at Arizona State (2016)  
Punt Returns \_\_\_\_\_ 4, twice, vs. UTEP (2015)\*  
Punt Return Yards \_\_\_\_\_ 38, vs. UTEP (2015)  
Long Punt Return \_\_\_\_\_ 18, vs. Texas (2014)

\* Indicates most recent high

RECEIVING	G	Rec	Yds	TD	Lg	Rec/G	Avg/C	Avg/G
2014	12	9	41	0	12	0.8	4.6	3.4
2015	13	29	327	1	45	2.2	11.3	25.2
2016	5	28	341	5	66	5.6	12.2	68.2
TOTAL	30	66	709	6	66	2.2	10.7	23.6

PUNT RETURNS	G	No.	Yds	TD	Lg	Avg/R	Avg/G
2014	12	18	65	0	18	3.6	5.4
2015	13	13	81	0	14	6.2	6.2
2016	5	11	95	0	33	8.6	19.0
TOTAL	30	42	241	0	33	5.7	8.0

ALL PURPOSE	G	Rush	Rec	PR	KR	IR	Tot.	Avg/G
2014	12	0	41	65	0	0	106	8.8
2015	13	2	327	81	16	0	426	32.8
2016	5	0	341	95	0	0	436	87.2
TOTAL	30	2	709	241	16	0	968	32.3



### JORDYN BROOKS 20

LB | 6-1 | 235 | Fr.-HS  
Houston, Texas | Stratford H.S.

- ▶ **LAST GAME:** Shared the team high with six tackles at Kansas State, marking the third time this season he has recorded six or more tackles in a game.
- ▶ Leads the Red Raiders with 29 tackles (23 solo) despite being in his first collegiate season.
- ▶ Best performance of the season came at Arizona State where he had 10 tackles, including two for a loss; only Red Raider to reach double digits in tackles this season.

#### CAREER HIGHS

Tackles \_\_\_\_\_ 10, at Arizona State (2016)  
 Tackles For Loss \_\_\_\_\_ 2.0, at Arizona State (2016)  
 Sacks \_\_\_\_\_ None  
 Interceptions \_\_\_\_\_ None  
 Fumbles Forced \_\_\_\_\_ None  
 Fumbles Recovered \_\_\_\_\_ None  
 Quarterback Hurries \_\_\_\_\_ 1, vs. Kansas (2016)  
 Pass Breakups \_\_\_\_\_ 1, twice, vs. Kansas (2016)\*

\* Indicates most recent high

TACKLES	G	UA	A	Tot.	TFL	Yds	PD	FF	FR	Blkd
2016	5	23	6	29	2.5	3	2	0	0	0



### TONY BROWN 8

WR | 6-1 | 195 | So.-1L  
La Mirada, Calif. | La Mirada H.S.


- ▶ **LAST GAME:** Appeared primarily on special teams in loss at Kansas State.
- ▶ Enters his second season as a Red Raider after catching 14 passes for 250 yards and a touchdown as a true freshman.

#### CAREER HIGHS

Touchdowns \_\_\_\_\_ 1, vs. Baylor (2015)  
 Receptions \_\_\_\_\_ 5, vs. Baylor (2015)  
 Receiving Yards \_\_\_\_\_ 117, vs. Baylor (2015)  
 Receiving Touchdowns \_\_\_\_\_ 1, vs. Baylor (2015)  
 Long Reception \_\_\_\_\_ 51, vs. Baylor (2015)  
 All-Purpose Yards \_\_\_\_\_ 117, vs. Baylor (2015)  
 Kick Returns \_\_\_\_\_ 1, at Oklahoma (2015)  
 Punt Return Yards \_\_\_\_\_ 15, at Oklahoma (2015)

\* Indicates most recent high

RECEIVING	G	Rec	Yds	TD	Lg	Rec/G	Avg/C	Avg/G
2015	13	14	250	1	51	1.1	17.9	19.2
2016	4	3	29	0	19	0.8	9.7	7.2
TOTAL	17	17	279	1	51	1.0	16.4	16.4



### DYLAN CANTRELL 14

WR | 6-3 | 210 | Jr.-2L  
Whitehouse, Texas | Whitehouse H.S.

- ▶ **LAST GAME:** Snapped his career high with 10 receptions against Kansas State while also matching his career mark with 81 yards.
- ▶ Performance at Kansas State marked second time this year where he had 81 receiving yards as he also totaled the same amount against Louisiana Tech.
- ▶ Started the year with a touchdown catch in each of his first four games.
- ▶ His four touchdowns this season are one more than his career total coming into the 2016 campaign.
- ▶ Returned for his junior season after redshirting the 2015 campaign with an injury.

#### CAREER HIGHS

Touchdowns \_\_\_\_\_ 1, 7x, vs. Kansas (2016)\*  
 Receptions \_\_\_\_\_ 10, at Kansas State (2016)  
 Receiving Yards \_\_\_\_\_ 81, twice, at Kansas State (2016)\*  
 Receiving Touchdowns \_\_\_\_\_ 1, 7x, vs. Kansas (2016)\*  
 Long Reception \_\_\_\_\_ 54, vs. Stephen F. Austin (2016)  
 All-Purpose Yards \_\_\_\_\_ 81, vs. Louisiana Tech (2016)

\* Indicates most recent high

RECEIVING	G	Rec	Yds	TD	Lg	Rec/G	Avg/C	Avg/G
2013	11	9	70	1	16	0.8	7.8	6.4
2014	12	20	312	2	40	1.7	15.6	26.0
2016	5	26	319	4	54	5.2	12.3	63.8
TOTAL	28	55	701	7	54	2.0	12.7	25.0



### DOUGLAS COLEMAN 25

DB | 6-1 | 175 | Fr-HS  
Zachary, La. | Zachary H.S.

- ▶ **LAST GAME:** Appeared defensively and on special teams in loss at Kansas State.
- ▶ Best performance of the season came against Louisiana Tech where he recorded five tackles, including a sack. The sack was the first of his career.
- ▶ Has seen significant action in the secondary as well as on special teams during true freshman season.
- ▶ One of six Red Raiders with a sack this season and the only one from the secondary.

#### CAREER HIGHS

Tackles \_\_\_\_\_ 5, vs. Louisiana Tech (2016)  
 Tackles For Loss \_\_\_\_\_ 1.0, vs. Louisiana Tech (2016)  
 Sacks \_\_\_\_\_ 1.0, vs. Louisiana Tech (2016)  
 Interceptions \_\_\_\_\_ None  
 Fumbles Forced \_\_\_\_\_ None  
 Fumbles Recovered \_\_\_\_\_ None  
 Quarterback Hurries \_\_\_\_\_ None  
 Pass Breakups \_\_\_\_\_ 2, vs. Stephen F. Austin (2016)

TACKLES	G	UA	A	Tot.	TFL	Yds	PD	FF	FR	Blkd
2016	5	5	3	8	1.0	4	2	0	0	0

SACKS	G	UA	A	Total	Yds
2016	4	1	0	1.0	4



### KEKE COUTEE 20

WR | 5-11 | 175 | So.-1L  
Lufkin, Texas | Lufkin H.S.

- ▶ **LAST GAME:** Put together the best performance of his young career at Kansas State with five catches for 130 yards, including a 61-yard scoring strike in the first quarter.
- ▶ Previously had three catches for 73 yards and two touchdowns against Kansas; marked the first time in his career to snag a touchdown pass.
- ▶ Ranks fifth on the team with 11 catches for 232 yards.

#### CAREER HIGHS

Touchdowns \_\_\_\_\_ 2, vs. Kansas (2016)  
 Receptions \_\_\_\_\_ 5, at Kansas State (2016)  
 Receiving Yards \_\_\_\_\_ 130, at Kansas State (2016)  
 Receiving Touchdowns \_\_\_\_\_ 2, vs. Kansas (2016)  
 Long Reception \_\_\_\_\_ 61, at Kansas State (2016)  
 Rush Attempts \_\_\_\_\_ 1, vs. Stephen F. Austin (2016)  
 Rush Yards \_\_\_\_\_ 6, vs. Stephen F. Austin (2016)  
 Rush Touchdowns \_\_\_\_\_ 1, vs. Stephen F. Austin (2016)  
 All-Purpose Yards \_\_\_\_\_ 144, at Kansas State (2016)  
 Kick Returns \_\_\_\_\_ 1, vs. Stephen F. Austin (2016)  
 Kick Return Yards \_\_\_\_\_ 15, vs. Stephen F. Austin (2016)  
 Long Kick Return \_\_\_\_\_ 15, vs. Stephen F. Austin (2016)

\* Indicates most recent high

RECEIVING	G	Rec	Yds	TD	Lg	Rec/G	Avg/C	Avg/G
2015	13	11	105	0	23	0.8	9.5	8.1
2016	5	11	232	3	61	2.2	21.1	46.4
TOTAL	18	22	337	3	61	1.2	15.3	18.7

RUSHING	G	Att	Yds	TD	Lg	Avg/C	Avg/G
2015	13	0	0	0	0	0.0	0.0
2016	5	1	6	1	6	6.0	1.2
TOTAL	18	1	6	1	6	6.0	0.3

ALL PURPOSE	G	Rush	Rec	PR	KR	IR	Tot.	Avg/G
2015	13	0	105	0	0	0	105	8.1
2016	5	6	232	14	15	0	267	53.4
TOTAL	18	6	337	14	15	0	372	20.7



### CORY DAUPHINE 21

RB | 6-0 | 195 | Fr-HS  
Port Arthur, Texas | Memorial H.S.

- ▶ **LAST GAME:** Did not play in road game at Kansas State.
- ▶ Made his first career appearance as a Red Raider against Stephen F. Austin where he found the endzone on a 27-yard carry in the fourth quarter.

#### CAREER HIGHS

Touchdowns \_\_\_\_\_ 1, vs. Stephen F. Austin (2016)  
 Rush Attempts \_\_\_\_\_ 2, vs. Stephen F. Austin (2016)  
 Rush Yards \_\_\_\_\_ 25, vs. Stephen F. Austin (2016)  
 Rush TDs \_\_\_\_\_ 1, vs. Stephen F. Austin (2016)  
 Longest Rush \_\_\_\_\_ 27, vs. Stephen F. Austin (2016)  
 Receptions \_\_\_\_\_ None  
 Receiving Yards \_\_\_\_\_ None  
 Receiving Touchdowns \_\_\_\_\_ None  
 Long Reception \_\_\_\_\_ None  
 All-Purpose Yards \_\_\_\_\_ 25, vs. Stephen F. Austin (2016)

\* Indicates most recent high

RUSHING	G	Att	Yds	TD	Lg	Avg/C	Avg/G
2016	2	2	25	1	27	12.5	12.5

ALL PURPOSE	G	Rush	Rec	PR	KR	IR	Tot.	Avg/G
2016	2	25	0	0	0	0	25	12.5



**REGINALD DAVIS 2**

WR | 6-0 | 185 | Sr.-3L  
Tenaha, Texas | Tenaha H.S.

- ▶ **LAST GAME:** Was on the receiving end of four catches for 34 yards at Kansas State; also returned three kickoffs for 56 yards, which included a season-high 26 yard return.
- ▶ Averaging 17.4 yards per catch this season, the best clip of his career.
- ▶ Hauled in a 59-yard pass, his longest of the season, in season opener vs. Stephen F. Austin.

**CAREER HIGHS**

Touchdowns \_\_\_\_\_ 2, twice, at Arkansas (2015)\*  
Receptions \_\_\_\_\_ 7, at Oklahoma (2015)  
Receiving Yards \_\_\_\_\_ 115, at Arkansas (2015)  
Receiving Touchdowns \_\_\_\_\_ 2, twice, at Arkansas (2015)\*  
Long Reception \_\_\_\_\_ 72, at Arkansas (2015)  
Rush Attempts \_\_\_\_\_ 1, vs. UTEP (2015)  
Rush Yards \_\_\_\_\_ 21, vs. UTEP (2015)  
Rush Touchdowns \_\_\_\_\_ None  
All-Purpose Yards \_\_\_\_\_ 151, vs. Arizona State (2013)  
Kick Returns \_\_\_\_\_ 3, 3x, at Kansas State (2016)\*  
Kick Return Yards \_\_\_\_\_ 113, vs. Arizona State (2013)  
Long Kick Return \_\_\_\_\_ 90, vs. Arizona State (2013)

\* Indicates most recent high

RECEIVING	G	Rec	Yds	TD	Lg	Rec/G	Avg/C	Avg/G
2013	13	15	200	3	38	1.2	13.3	15.4
2014	12	29	318	5	36	2.4	11.0	26.5
2015	13	38	536	8	72	2.9	14.1	41.2
2016	5	8	139	0	59	1.6	17.4	27.8
<b>TOTAL</b>	<b>43</b>	<b>90</b>	<b>1193</b>	<b>16</b>	<b>72</b>	<b>2.1</b>	<b>13.3</b>	<b>27.7</b>

ALL PURPOSE	G	Rush	Rec	PR	KR	IR	Tot.	Avg/G
2013	13	0	200	0	297	0	497	38.2
2014	12	0	318	0	66	0	384	32.0
2015	13	21	536	0	0	0	557	42.8
2016	5	0	139	0	101	0	240	48.0
<b>TOTAL</b>	<b>43</b>	<b>21</b>	<b>1193</b>	<b>0</b>	<b>464</b>	<b>0</b>	<b>1678</b>	<b>39.0</b>



**BREIDEN FEHOKO 4**

DL | 6-3 | 295 | So.-1L  
Honolulu, Hawaii | Farrington H.S.

- ▶ **LAST GAME:** Put together his best performance of the season against K-State with three tackles.
- ▶ Has eight tackles this season, including two for a loss.
- ▶ Started in each of the 18 games of his collegiate career.
- ▶ Youngest brother of three to wear a Red Raider uniform.

**CAREER HIGHS**

Tackles \_\_\_\_\_ 4, vs. Iowa State (2015)  
Tackles For Loss \_\_\_\_\_ 1.0, 6x, vs. Kansas (2016)\*  
Sacks \_\_\_\_\_ 1.0, twice, vs. Kansas (2016)\*  
Interceptions \_\_\_\_\_ 1, at West Virginia (2015)  
Fumbles Forced \_\_\_\_\_ None  
Fumbles Recovered \_\_\_\_\_ None  
Quarterback Hurries \_\_\_\_\_ 1, twice, vs. Stephen F. Austin (2016)\*

TACKLES	G	UA	A	Tot.	TFL	Yds	PD	FF	FR	Blkd
2016	5	8	0	8	2.0	10	0	0	0	0
<b>TOTAL</b>	<b>18</b>	<b>19</b>	<b>8</b>	<b>27</b>	<b>6.0</b>	<b>23</b>	<b>1</b>	<b>0</b>	<b>0</b>	<b>0</b>

SACKS	G	UA	A	Total	Yds
2015	13	1	0	1.0	4
2016	5	1	0	1.0	7
<b>TOTAL</b>	<b>18</b>	<b>2</b>	<b>0</b>	<b>2.0</b>	<b>11</b>



**DEMARCUS FELTON 27**

RB | 5-7 | 190 | So.-1L  
Houston, Texas | Dekaney H.S.

- ▶ **LAST GAME:** Carried 14 times for 66 yards against Kansas State; marked the second-highest total of his young career.
- ▶ Currently ranks as Texas Tech's rushing leader with 270 yards on 47 carries this year (5.7 yards per carry).
- ▶ Previously surpassed the 100-yard mark for the first time in his career against Louisiana Tech after totaling 123 yards and two touchdowns on the ground off 16 carries.
- ▶ First Red Raider not named DeAndre Washington to rush for 100 yards since teammate Justin Stockton did so last year against Iowa State.

**CAREER HIGHS**

Touchdowns \_\_\_\_\_ 2, vs. Louisiana Tech (2016)  
Rush Attempts \_\_\_\_\_ 16, vs. Louisiana Tech (2016)  
Rush Yards \_\_\_\_\_ 123, vs. Louisiana Tech (2016)  
Rush TDs \_\_\_\_\_ 2, vs. Louisiana Tech (2016)  
Longest Rush \_\_\_\_\_ 53, vs. Iowa State (2015)  
Receptions \_\_\_\_\_ 2, vs. Kansas (2016)  
Receiving Yards \_\_\_\_\_ 13, vs. Kansas (2016)  
Receiving Touchdowns \_\_\_\_\_ None  
Long Reception \_\_\_\_\_ 10, vs. Kansas (2016)  
All-Purpose Yards \_\_\_\_\_ 123, vs. Louisiana Tech (2016)  
Kick Returns \_\_\_\_\_ 3, at Kansas State (2016)  
Kick Return Yards \_\_\_\_\_ 26, at Kansas State (2016)  
Long Kick Return \_\_\_\_\_ 14, at Kansas State (2016)

\* Indicates most recent high

RUSHING	G	Att	Yds	TD	Lg	Avg/C	Avg/G
2015	13	6	73	1	53	12.2	5.6
2016	5	47	270	3	31	5.7	54.0
<b>TOTAL</b>	<b>18</b>	<b>53</b>	<b>343</b>	<b>4</b>	<b>53</b>	<b>6.5</b>	<b>19.1</b>

ALL PURPOSE	G	Rush	Rec	PR	KR	IR	Tot.	Avg/G
2015	13	73	0	0	0	0	73	5.6
2016	5	270	30	0	27	0	327	65.4
<b>TOTAL</b>	<b>18</b>	<b>343</b>	<b>30</b>	<b>0</b>	<b>27</b>	<b>0</b>	<b>400</b>	<b>22.2</b>



**JONATHAN GILES 9**

WR | 5-11 | 185 | So.-1L  
Missouri City, Texas | Fort Bend Elkins H.S.

- ▶ **LAST GAME:** Caught four passes for 49 yards against Kansas State, his lowest yardage total so far this season.
- ▶ Was coming 219-yard performance against Kansas where he hauled in 12 catches; marked the first time a Red Raider had gone over 200 receiving since Darrin Moore in 2011.
- ▶ Performance followed his six-catch, 186-yard outing against Louisiana Tech that also featured three TDs.
- ▶ Leads the Red Raiders in receptions (35), receiving yards (614) and all-purpose yards per game (122.8).
- ▶ Leads the Big 12 in catches and receptions per game and ranks second in receiving yards.
- ▶ His 614 receiving yards are the most for a Red Raider through five games since Michael Crabtree in 2007.
- ▶ Former high school quarterback who has transitioned to wide receiver at the collegiate level.

**CAREER HIGHS**

Touchdowns \_\_\_\_\_ 3, vs. Louisiana Tech (2016)  
Receptions \_\_\_\_\_ 12, vs. Kansas (2016)  
Receiving Yards \_\_\_\_\_ 219, vs. Kansas (2016)  
Receiving Touchdowns \_\_\_\_\_ 3, vs. Louisiana Tech (2016)  
Long Reception \_\_\_\_\_ 64, vs. Louisiana Tech (2016)  
Rush Attempts \_\_\_\_\_ None  
All-Purpose Yards \_\_\_\_\_ 219, vs. Kansas (2016)

\* Indicates most recent high

**CAREER STATS**

RECEIVING	G	Rec	Yds	TD	Lg	Rec/G	Avg/C	Avg/G
2015	11	15	143	3	21	1.4	9.5	13.0
2016	5	35	614	7	64	7.0	17.5	122.8
<b>TOTAL</b>	<b>17</b>	<b>51</b>	<b>769</b>	<b>10</b>	<b>64</b>	<b>3.0</b>	<b>15.1</b>	<b>45.2</b>

ALL PURPOSE	G	Rush	Rec	PR	KR	IR	Tot.	Avg/G
2015	11	0	143	0	0	0	143	13.0
2016	5	0	614	0	0	0	614	122.8
<b>TOTAL</b>	<b>17</b>	<b>0</b>	<b>769</b>	<b>0</b>	<b>0</b>	<b>0</b>	<b>769</b>	<b>45.2</b>



### LONZELL GILMORE 96

DL | 6-3 | 250 | Fr.-RS  
Spring, Texas | Spring H.S.

- ▶ **LAST GAME:** Saw action but did not record a tackle against Kansas State.
- ▶ Best performance so far this season came with three tackles at Arizona State.
- ▶ Recorded his first career sack in season opener against Stephen F. Austin; also blocked a field goal in the win as well.

#### CAREER HIGHS

Tackles \_\_\_\_\_ 3, at Arizona State (2016)  
 Tackles For Loss \_\_\_\_\_ 1.0, vs. Stephen F. Austin (2016)  
 Sacks \_\_\_\_\_ 1.0, vs. Stephen F. Austin (2016)  
 Interceptions \_\_\_\_\_ None  
 Fumbles Forced \_\_\_\_\_ None  
 Fumbles Recovered \_\_\_\_\_ None  
 Quarterback Hurries \_\_\_\_\_ None  
 Pass Breakups \_\_\_\_\_ None

TACKLES	G	UA	A	Tot.	TFL	Yds	PD	FF	FR	Blkd
2016	5	4	1	5	1.0	7	0	0	0	1

SACKS	G	UA	A	Total Yds
2016	4	1	0	1.0 7



### CLAYTON HATFIELD 96

PK | 5-10 | 170 | So.-1L  
Boerne, Texas | Champion H.S.

- ▶ **LAST GAME:** Finished a perfect 5-for-5 on extra points at Kansas State while also drilling a 34-yard attempt in the third quarter.
- ▶ Entered the top 10 in school history for extra points against Kansas.
- ▶ Ranked among the most accurate kickers in the country as a true freshman after successfully connecting on 87.5 percent (14-of-16) of his attempts.
- ▶ Boasts a 85.7 career field goal percentage that ranks tied for eighth nationally among active kickers.
- ▶ All three of his career misses have come on attempts from at least 40 yards.

#### CAREER HIGHS

Points Scored \_\_\_\_\_ 15, vs. Stephen F. Austin (2016)  
 PAT's \_\_\_\_\_ 9, twice, vs. Stephen F. Austin (2016)  
 Field Goals Made \_\_\_\_\_ 3, at Kansas (2015)  
 Field Goals Attempted \_\_\_\_\_ 4, at Kansas (2015)  
 Longest Field Goal \_\_\_\_\_ 51, at Texas (2015)

\* Indicates most recent high

FIELD GOALS	G	Att	Made	Lg	Pct
2015	12	16	14	51	87.5
2016	5	5	4	43	80.0
TOTAL	17	21	18	51	85.7



### PAYTON HENDRIX 24

DB | 6-2 | 210 | So.-1L  
Dallas, Texas | Bishop Dunne H.S.

- ▶ **LAST GAME:** Saw action but did not record a tackle against Kansas State.
- ▶ Seen action both in the secondary as well as on special teams; played in all five games this season.

#### CAREER HIGHS

Tackles \_\_\_\_\_ 3, vs. Sam Houston State (2015)  
 Tackles For Loss \_\_\_\_\_ None  
 Sacks \_\_\_\_\_ None  
 Interceptions \_\_\_\_\_ None  
 Fumbles Forced \_\_\_\_\_ None  
 Fumbles Recovered \_\_\_\_\_ None  
 Quarterback Hurries \_\_\_\_\_ None  
 Pass Breakups \_\_\_\_\_ None

TACKLES	G	UA	A	Tot.	TFL	Yds	PD	FF	FR	Blkd
2015	11	4	6	10	0.0	0	0	0	0	0
2016	5	2	0	2	0.0	0	0	0	0	0
TOTAL	16	6	6	12	0.0	0	0	0	0	0



### KOLIN HILL 13

DL | 6-2 | 250 | So-TR  
Schertz, Texas | Samuel Clemens H.S.  
Notre Dame

- ▶ **LAST GAME:** Recorded two tackles, both of which that resulted in a loss, at Kansas State.
- ▶ Ranks second on the team with 4.0 tackles for a loss already this season.
- ▶ Recorded his first career sack as a Red Raider in season opener against Stephen- F. Austin.
- ▶ In first season as a Red Raider after transferring from Notre Dame prior to the 2015 campaign.

#### CAREER HIGHS

Tackles \_\_\_\_\_ 4, at Arizona State (2016)  
 Tackles For Loss \_\_\_\_\_ 2.0, at Kansas State (2016)  
 Sacks \_\_\_\_\_ 1.0, vs. Stephen F. Austin (2016)  
 Interceptions \_\_\_\_\_ None  
 Fumbles Forced \_\_\_\_\_ None  
 Fumbles Recovered \_\_\_\_\_ None  
 Quarterback Hurries \_\_\_\_\_ 1, vs. Kansas (2016)  
 Pass Breakups \_\_\_\_\_ 1, twice, vs. Louisiana Tech (2016)\*

\* Indicates most recent high

TACKLES	G	UA	A	Tot.	TFL	Yds	PD	FF	FR	Blkd
2016	5	11	3	14	4.0	5	2	0	0	0

SACKS	G	UA	A	Total Yds
2016	4	1	0	1.0 2



### D'VONTA HINTON 34

LB | 5-9 | 225 | So.-1L  
Texas City, Texas | Texas City H.S.

- ▶ **LAST GAME:** Notched five tackles against Kansas State, one shy of his season high.
- ▶ Began the year with three tackles versus Stephen F. Austin and then followed with six against Louisiana Tech.
- ▶ Missed the Arizona State game due to injury.
- ▶ Coming off a successful true freshman season where he recorded 53 tackles (32 solo).

#### CAREER HIGHS

Tackles \_\_\_\_\_ 12, at West Virginia (2015)  
 Tackles For Loss \_\_\_\_\_ 2.0, vs. Kansas State (2015)  
 Sacks \_\_\_\_\_ 1.0, twice, at Texas (2015)\*  
 Interceptions \_\_\_\_\_ None  
 Fumbles Forced \_\_\_\_\_ 1, vs. Oklahoma State (2015)  
 Fumbles Recovered \_\_\_\_\_ None  
 Quarterback Hurries \_\_\_\_\_ 1, vs. Kansas (2016)  
 Pass Breakups \_\_\_\_\_ None

\* Indicates most recent high

TACKLES	G	UA	A	Tot.	TFL	Yds	PD	FF	FR	Blkd
2015	13	32	21	53	5.5	25	0	1	0	0
2016	4	14	2	16	1.0	1	0	0	0	0
TOTAL	17	46	23	69	6.5	26	0	1	0	0

SACKS	G	UA	A	Total Yds
2015	13	2	0	2.0 18
2016	4	0	0	0.0 0
TOTAL	17	2	0	2.0 18



### MALIK JENKINS 41

LB | 6-1 | 225 | Sr.-3L  
Ennis, Texas | Ennis H.S.

- ▶ **LAST GAME:** Recorded three tackles either on special teams or as a linebacker against Kansas State.
- ▶ Ranks third on the team with 22 tackles (16 solo).
- ▶ Recovered the first fumble of his career in season opener against Stephen F. Austin.
- ▶ Notched 52 tackles in 2015, fourth among returning defensive players this season.

#### CAREER HIGHS

Tackles \_\_\_\_\_ 8, twice, at Arizona State (2016)\*  
 Tackles For Loss \_\_\_\_\_ 2.0, vs. Stephen F. Austin (2013)  
 Sacks \_\_\_\_\_ 1.0, vs. Stephen F. Austin (2013)  
 Interceptions \_\_\_\_\_ None  
 Fumbles Forced \_\_\_\_\_ 1, vs. UTEP (2015)  
 Fumbles Recovered \_\_\_\_\_ 1, vs. Stephen F. Austin (2016)  
 Pass Breakups \_\_\_\_\_ 1, 3x, vs. Iowa State (2015)\*

\* Indicates most recent high

TACKLES	G	UA	A	Tot.	TFL	Yds	PD	FF	FR	Blkd
2013	12	7	2	9	2.0	2	1	0	0	0
2014	8	7	2	9	1.0	5	0	0	0	0
2015	13	28	24	52	4.0	7	2	1	0	0
2016	5	16	6	22	0.0	0	0	0	1	0

SACKS	G	UA	A	Total Yds
2013	12	1	0	1.0 1
2014	8	0	0	0.0 0
2015	13	0	0	0.0 0
2016	5	0	0	0.0 0
TOTAL	38	1	0	1.0 1



**JAH'SHAWN JOHNSON 7**

DB | 5-10 | 180 | So.-1L  
Ennis, Texas | Ennis H.S.

- ▶ **LAST GAME:** Posted two tackles and also broke up a pass against Kansas State.
- ▶ Ranks second on the team with 24 tackles (20 solo).
- ▶ His four career interceptions lead all active Red Raiders.
- ▶ Among the most experienced returners on defense with 18 career starts at safety.

**CAREER HIGHS**

Touchdowns \_\_\_\_\_ 1, at Kansas (2015)  
Tackles \_\_\_\_\_ 16, at Arkansas (2015)  
Tackles For Loss \_\_\_\_\_ 1.0, 5x, at Arizona State (2016)\*  
Sacks \_\_\_\_\_ None  
Interceptions \_\_\_\_\_ 1, 4x, vs. Kansas (2016)\*  
Fumbles Forced \_\_\_\_\_ 1, twice, at Arkansas (2015)\*  
Fumbles Recovered \_\_\_\_\_ 1, 4x, vs. Kansas State (2015)\*  
Pass Breakups \_\_\_\_\_ 1, 5x, at Kansas State (2016)\*

\* Indicates most recent high

TACKLES	G	UA	A	Tot.	TFL	Yds	PD	FF	FR	Blkd
2014	4	0	0	0	0	0	0	0	0	0.0
2015	13	1	0	0	1	0	0	0	6	0.5
2016	5	0	0	0	0	0	0	0	0	0.0
<b>TOTAL</b>	<b>22</b>	<b>1</b>	<b>0</b>	<b>0</b>	<b>1</b>	<b>0</b>	<b>0</b>	<b>0</b>	<b>6</b>	<b>0.3</b>

INTERCEPTIONS	G	No.	Yds	TD	LG	Avg/R	Avg/G
2014	4	1	0	0	0	0.0	0.0
2015	13	2	59	1	32	29.5	4.5
2016	5	1	0	0	0	0.0	0.0
<b>TOTAL</b>	<b>22</b>	<b>4</b>	<b>59</b>	<b>1</b>	<b>32</b>	<b>14.8</b>	<b>2.7</b>



**DEVIN LAUDERDALE 6**

WR | 5-10 | 175 | Sr.-2L  
Houston, Texas | Bellaire H.S. | Navarro

- ▶ **LAST GAME:** Put together possibly his best performance of the season at Kansas State with seven catches for 92 yards.
- ▶ Hauled in a clutch 41-yard pass down the left sideline to help the Red Raiders convert a key third down on the opening drive at K-State.
- ▶ Ranks third on the team with 26 receptions this season.
- ▶ One of nine Red Raiders with at least 100 receiving yards.
- ▶ Leads all active Red Raiders in career receptions (100) and reception yards (1,477).

**CAREER HIGHS**

Touchdowns \_\_\_\_\_ 2, 3x, vs. Sam Houston State (2015)  
Receptions \_\_\_\_\_ 10, vs. Kansas State (2015)  
Receiving Yards \_\_\_\_\_ 150, vs. Sam Houston State (2015)  
Receiving Touchdowns \_\_\_\_\_ 2, 3x, vs. Sam Houston State (2015)  
Long Reception \_\_\_\_\_ 82, at Iowa State (2014)  
Rush Attempts \_\_\_\_\_ None  
All-Purpose Yards \_\_\_\_\_ 150, vs. Sam Houston State (2015)  
\* Indicates most recent high

RECEIVING	G	Rec	Yds	TD	Lg	Rec/G	Avg/C	Avg/G
2014	12	31	589	7	82	2.6	19.0	49.1
2015	11	43	639	4	64	3.9	14.9	58.1
2016	5	26	249	2	41	5.2	9.6	49.8
<b>TOTAL</b>	<b>28</b>	<b>100</b>	<b>1477</b>	<b>13</b>	<b>82</b>	<b>3.6</b>	<b>14.8</b>	<b>52.8</b>

ALL PURPOSE	G	Rush	Rec	PR	KR	IR	Tot.	Avg/G
2014	12	0	589	0	0	0	589	49.1
2015	11	0	639	0	0	0	639	58.1
2016	5	0	249	0	0	0	249	49.8
<b>TOTAL</b>	<b>28</b>	<b>0</b>	<b>1477</b>	<b>0</b>	<b>0</b>	<b>0</b>	<b>1477</b>	<b>52.8</b>



**PATRICK MAHOMES II 5**

QB | 6-3 | 230 | So.-1L  
Whitehouse, Texas | Whitehouse H.S.

- ▶ **LAST GAME:** Notched his third career game with over 500 passing yards after finishing 45-of-62 for 504 yards and two touchdowns at Kansas State.
- ▶ Leads the country in passing yards, passing yards per game and total offense per game.
- ▶ Recorded 17 rushing touchdowns over his career which ranks tied for fourth all-time among Tech quarterbacks.
- ▶ Recorded six total touchdowns - matching his career high - in each of Texas Tech's first three games this season.
- ▶ Thrown for over 300 yards 17 times in his career, including in seven of his last eight starts.
- ▶ Needs just 172 passing yards against West Virginia to pass Seth Doege (2009-12) for third all-time in program history.
- ▶ Recorded 500-plus passing yards for the second time in his career against Arizona State.
- ▶ Named a team captain for the 2016 season.

**CAREER HIGHS**

Total Touchdowns \_\_\_\_\_ 6, 5x, vs. Louisiana Tech (2016)\*  
Pass Completions \_\_\_\_\_ 45, at Kansas State (2016)  
Pass Attempts \_\_\_\_\_ 62, at Kansas State (2016)  
Pass Yards \_\_\_\_\_ 598, vs. Baylor (2014)  
Pass Touchdowns \_\_\_\_\_ 6, vs. Baylor (2014)  
Longest pass \_\_\_\_\_ 90, vs. Oklahoma State (2015)  
Had Intercepted \_\_\_\_\_ 4, at Oklahoma (2015)  
Total Offense Attempts \_\_\_\_\_ 69, vs. LSU (2015)  
Total Offense Yards \_\_\_\_\_ 625, vs. Baylor (2014)  
Rush Attempts \_\_\_\_\_ 18, at West Virginia (2015)  
Rush Yards \_\_\_\_\_ 73, at West Virginia (2015)  
Rush Touchdowns \_\_\_\_\_ 3, at Kansas State (2016)  
Long Rush \_\_\_\_\_ 34, vs. Kansas (2016)

\* Indicates most recent high

PASSING	G	Att	Cmp	Int	Yds	TD	Lg	Pct	Avg/G	Effc
2014	7	185	105	4	1547	16	82	56.8	221.0	151.2
2015	13	573	364	15	4653	36	90	63.5	357.9	147.2
2016	5	228	166	4	2274	20	75	72.8	454.8	182.0
<b>TOTAL</b>	<b>25</b>	<b>986</b>	<b>635</b>	<b>23</b>	<b>8474</b>	<b>72</b>	<b>90</b>	<b>64.4</b>	<b>339.0</b>	<b>156.0</b>

RUSHING	G	Att	Yds	TD	Lg	Avg/C	Avg/G
2014	7	46	104	0	14	2.3	14.9
2015	13	131	456	10	25	3.5	35.1
2016	5	50	162	7	32	3.2	32.4
<b>TOTAL</b>	<b>25</b>	<b>227</b>	<b>722</b>	<b>17</b>	<b>32</b>	<b>3.2</b>	<b>28.9</b>

TOTAL OFFENSE	G	Rush	Pass	Total	Avg/G
2014	7	104	1547	1651	235.9
2015	13	456	4653	5109	393.0
2016	5	162	2274	2436	487.2
<b>TOTAL</b>	<b>25</b>	<b>722</b>	<b>8474</b>	<b>9196</b>	<b>367.8</b>



**GARY MOORE 5**

DL | 6-5 | 240 | Jr.-2L  
Clarksville, Texas | Clarksville H.S.

- ▶ **LAST GAME:** Continued what has been a hot start to his season at Kansas State with 2.0 tackles for loss, a pass breakup and four total tackles.
- ▶ Tied for second on the team with 4.0 tackles for loss.
- ▶ Leads the team with two quarterback hurries.
- ▶ Came out of high school as a wide receiver prospect before transitioning to the defensive line at the collegiate level; had 20 sacks during high school career.

**CAREER HIGHS**

Tackles \_\_\_\_\_ 5, vs. UTEP (2015)  
Tackles For Loss \_\_\_\_\_ 2.0, twice, at Kansas State (2016)\*  
Sacks \_\_\_\_\_ 2.0, vs. Iowa State (2015)  
Interceptions \_\_\_\_\_ None  
Fumbles Forced \_\_\_\_\_ None  
Fumbles Recovered \_\_\_\_\_ None  
Quarterback Hurries \_\_\_\_\_ 1, 3x, vs. Kansas (2016)\*  
Pass Breakups \_\_\_\_\_ 1, twice, at Kansas State (2016)\*

\* Indicates most recent high

TACKLES	G	UA	A	Tot.	TFL	Yds	PD	FF	FR	Blkd
2014	11	5	2	7	0.0	0	0	0	0	0
2015	11	9	4	13	4.0	18	1	0	0	0
2016	5	10	2	12	4.0	8	1	0	0	0
<b>TOTAL</b>	<b>27</b>	<b>24</b>	<b>8</b>	<b>32</b>	<b>8.0</b>	<b>26</b>	<b>2</b>	<b>0</b>	<b>0</b>	<b>0</b>

SACKS	G	UA	A	Total	Yds
2013	0	0	0	0.0	0
2014	11	0	0	0.0	0
2015	11	3	0	3.0	11
2016	5	0	0	0.0	0
<b>TOTAL</b>	<b>27</b>	<b>3</b>	<b>0</b>	<b>3.0</b>	<b>11</b>



**KEVIN MOORE 26**

DB | 6-1 | 195 | Fr-HS  
Lafayette, La. | Acadiana H.S.

- ▶ **LAST GAME:** Did not record a tackle in extensive special teams action at Kansas State.
- ▶ Tied for second on the team with one quarterback hurry.
- ▶ Named the special teams player of the week by the coaching staff after the Stephen F. Austin win.

**CAREER HIGHS**

Tackles \_\_\_\_\_ 3, vs. Stephen F. Austin (2016)  
Tackles For Loss \_\_\_\_\_ None  
Sacks \_\_\_\_\_ None  
Interceptions \_\_\_\_\_ None  
Fumbles Forced \_\_\_\_\_ None  
Fumbles Recovered \_\_\_\_\_ None  
Quarterback Hurries \_\_\_\_\_ None  
Pass Breakups \_\_\_\_\_ None

\* Indicates most recent high

TACKLES	G	UA	A	Tot.	TFL	Yds	PD	FF	FR	Blkd
2016	5	6	0	6	0.0	0	0	0	0	0



**JUSTIS NELSON 31**

DB | 6-2 | 180 | Sr.-3L  
Mesquite, Texas | Dallas Christian H.S.

- ▶ **LAST GAME:** Registered a tackle and a pass breakup, which saved a late K-State touchdown and forced a field goal.
- ▶ Named a team captain for the 2016 season.
- ▶ Ranks fourth on the team with 18 tackles.
- ▶ Leads the team with five pass breakups.

**CAREER HIGHS**

Tackles \_\_\_\_\_ 8, vs. TCU (2015)  
 Tackles For Loss \_\_\_\_\_ 1.0, 3x, vs. Kansas State (2015)\*  
 Sacks \_\_\_\_\_ 1.0, at Kansas State (2015)  
 Interceptions \_\_\_\_\_ 1, 3x, at West Virginia (2015)  
 Fumbles Forced \_\_\_\_\_ None  
 Fumbles Recovered \_\_\_\_\_ 1, twice, vs. Texas (2014)\*  
 Quarterback Hurries \_\_\_\_\_ 1, vs. Kansas (2016)  
 Pass Breakups \_\_\_\_\_ 5, at TCU (2014)  
 \* Indicates most recent high

TACKLES	G	UA	A	Tot.	TFL	Yds	PD	FF	FR	Blkd
2013	5	9	2	11	0.0	0	5	0	0	0
2014	11	35	9	44	2.5	8	16	0	2	0
2015	13	32	12	44	1.0	1	6	0	0	0
2016	5	15	3	18	0.5	1	5	0	0	0
<b>TOTAL</b>	<b>34</b>	<b>91</b>	<b>26</b>	<b>117</b>	<b>4.0</b>	<b>10</b>	<b>32</b>	<b>0</b>	<b>2</b>	<b>0</b>

INTERCEPTIONS	G	No.	Yds	TD	LG	Avg/R	Avg/G
2013	5	1	0	0	0	0.0	0.0
2014	11	0	0	0	0	0.0	0.0
2015	13	2	45	0	45	22.5	3.5
2016	5	0	0	0	0	0.0	0.0
<b>TOTAL</b>	<b>34</b>	<b>3</b>	<b>45</b>	<b>0</b>	<b>45</b>	<b>15.0</b>	<b>1.3</b>



**THIERRY NGUEMA 17**

DB | 5-10 | 175 | Sr.-3L  
Corona, Calif. | Santiago H.S.

- ▶ **LAST GAME:** Had a tackle and a pass breakup at Kansas State in what was his fifth-straight start at corner.
- ▶ One of three Red Raiders with an interception this season, getting a pick against Stephen F. Austin.
- ▶ Ranks fifth on the team with 17 tackles.

**CAREER HIGHS**

Tackles \_\_\_\_\_ 7, at Kansas (2015)  
 Tackles For Loss \_\_\_\_\_ None  
 Sacks \_\_\_\_\_ None  
 Interceptions \_\_\_\_\_ 1, twice, vs. Stephen F. Austin (2016)\*  
 Fumbles Forced \_\_\_\_\_ None  
 Fumbles Recovered \_\_\_\_\_ None  
 Pass Breakups \_\_\_\_\_ 1, 5x, at Kansas State (2016)\*  
 \* Indicates most recent high

TACKLES	G	UA	A	Tot.	TFL	Yds	PD	FF	FR	Blkd
2013	9	1	0	1	0.0	0	1	0	0	0
2014	12	1	2	3	0.0	0	0	0	0	0
2015	10	23	5	28	0.0	0	4	0	0	0
2016	5	17	0	17	0.0	0	2	0	0	0
<b>TOTAL</b>	<b>36</b>	<b>42</b>	<b>7</b>	<b>49</b>	<b>0.0</b>	<b>0</b>	<b>7</b>	<b>0</b>	<b>0</b>	<b>0</b>

INTERCEPTIONS	G	No.	Yds	TD	LG	Avg/R	Avg/G
2013	9	0	0	0	0	0.0	0.0
2014	12	0	0	0	0	0.0	0.0
2015	10	1	0	0	0	0.0	0.0
2016	5	1	0	0	0	0.0	0.0
<b>TOTAL</b>	<b>36</b>	<b>2</b>	<b>0</b>	<b>0</b>	<b>0</b>	<b>0.0</b>	<b>0.0</b>



**ONDRE PIPKINS 9**

DL | 6-3 | 325 | Sr.-TR  
Kansas City, Mo. | Park Hill H.S. | Michigan

- ▶ **LAST GAME:** Tied a career high with five tackles, and set a new career high with 2.0 tackles for loss.
- ▶ Ranks fourth on the team with 3.0 tackles for loss this year.
- ▶ Had a solid debut against Stephen F. Austin, making five solo run stops in 11 possible situations.
- ▶ Despite only having played five games as a Red Raider, is looked at as a leader on defense.
- ▶ Sat out the 2015 season after transferring from Michigan.

**CAREER HIGHS**

Tackles \_\_\_\_\_ 5, at Kansas State (2016)\*  
 Tackles For Loss \_\_\_\_\_ 2.0, at Kansas State (2016)  
 Sacks \_\_\_\_\_ None  
 Interceptions \_\_\_\_\_ None  
 Fumbles Forced \_\_\_\_\_ None  
 Fumbles Recovered \_\_\_\_\_ None  
 Quarterback Hurries \_\_\_\_\_ None  
 Pass Breakups \_\_\_\_\_ None  
 \* Indicates most recent high

TACKLES	G	UA	A	Tot.	TFL	Yds	PD	FF	FR	Blkd
2016	5	12	2	14	3.0	3	0	0	0	0

SACKS	G	UA	A	Total	Yds
2016	4	0	0	0	0.0



**D.J. POLITE-BRAY 3**

DB | 6-0 | 195 | Jr.-2L  
Lithonia, Ga. | Martin Luther King H.S.

- ▶ **LAST GAME:** Recorded his fifth-straight start at corner at Kansas State where he recorded two tackles.
- ▶ Ranks second on the team with three pass breakups.
- ▶ Moved to corner after beginning his Texas Tech career at wide receiver.

**CAREER HIGHS**

Tackles \_\_\_\_\_ 5, vs. Kansas (2016)  
 Tackles For Loss \_\_\_\_\_ None  
 Sacks \_\_\_\_\_ None  
 Interceptions \_\_\_\_\_ None  
 Fumbles Forced \_\_\_\_\_ None  
 Fumbles Recovered \_\_\_\_\_ None  
 Quarterback Hurries \_\_\_\_\_ 1, vs. Kansas (2016)  
 Pass Breakups \_\_\_\_\_ 2, vs. Stephen F. Austin (2016)  
 \* Indicates most recent high

TACKLES	G	UA	A	Tot.	TFL	Yds	PD	FF	FR	Blkd
2013	7	2	0	2	0.0	0	0	0	0	0
2014	12	1	0	1	0.0	0	0	0	0	0
2016	5	14	2	16	1.0	1	3	0	0	0
<b>TOTAL</b>	<b>24</b>	<b>17</b>	<b>2</b>	<b>19</b>	<b>1.0</b>	<b>1</b>	<b>3</b>	<b>0</b>	<b>0</b>	<b>0</b>



**IAN SADLER 12**

WR | 5-11 | 195 | Jr.-1L  
Argyle, Texas | Argyle H.S.

- ▶ **LAST GAME:** Registered three catches for 26 yards at Kansas State, with a long reception of nine yards.
- ▶ Snagged 11 passes for 174 yards so far, making him one of seven Red Raiders with 170+ receiving yards this season.
- ▶ His 15.8 yards per reception average ranks fifth on the team.

**CAREER HIGHS**

Touchdowns \_\_\_\_\_ 2, vs. Sam Houston State (2015)  
 Receptions \_\_\_\_\_ 8, vs. Oklahoma State (2015)  
 Receiving Yards \_\_\_\_\_ 122, vs. Oklahoma State (2015)  
 Receiving Touchdowns \_\_\_\_\_ 2, vs. Sam Houston State (2015)  
 Long Reception \_\_\_\_\_ 59, vs. Oklahoma (2014)  
 Rush Attempts \_\_\_\_\_ None  
 All-Purpose Yards \_\_\_\_\_ 122, vs. Oklahoma State (2015)  
 Punt Returns \_\_\_\_\_ 1, vs. UTEP (2015)  
 Punt Return Yards \_\_\_\_\_ 7, vs. UTEP (2015)  
 Long Punt Return \_\_\_\_\_ 7, vs. UTEP (2015)  
 \* Indicates most recent high

RECEIVING	G	Rec	Yds	TD	Lg	Rec/G	Avg/C	Avg/G
2014	9	23	336	2	59	2.6	14.6	37.3
2015	10	42	596	3	53	4.2	14.2	59.6
2016	5	11	174	0	30	2.2	15.8	34.8
<b>TOTAL</b>	<b>24</b>	<b>76</b>	<b>1106</b>	<b>5</b>	<b>59</b>	<b>3.2</b>	<b>14.6</b>	<b>46.1</b>

ALL PURPOSE	G	Rush	Rec	PR	KR	IR	Tot.	Avg/G
2014	9	0	336	0	0	0	336	37.3
2015	10	0	596	7	0	0	603	60.3
2016	5	0	174	0	0	0	174	34.8
<b>TOTAL</b>	<b>24</b>	<b>0</b>	<b>1106</b>	<b>7</b>	<b>0</b>	<b>0</b>	<b>1113</b>	<b>46.4</b>



**NIC SHIMONEK 16**

QB | 6-3 | 220 | Jr.-1L  
Coriscanna, Texas | Mildred H.S. | Iowa

- ▶ **LAST GAME:** Did not play at Kansas State.
- ▶ Put up career highs for passing yards (271), touchdowns (4) and longest pass (59 yards) in the win over Kansas.
- ▶ Thrown five touchdown passes this season in about three quarters of action.
- ▶ Sat out 2015 season after transferring from Iowa.

**CAREER HIGHS**

Total Touchdowns \_\_\_\_\_ 4, vs. Kansas (2016)  
 Pass Completions \_\_\_\_\_ 18, vs. Stephen F. Austin (2016)  
 Pass Attempts \_\_\_\_\_ 28, vs. Stephen F. Austin (2016)  
 Pass Yards \_\_\_\_\_ 271, vs. Kansas (2016)  
 Pass Touchdowns \_\_\_\_\_ 4, vs. Kansas (2016)  
 Longest pass \_\_\_\_\_ 59, vs. Kansas (2016)  
 Had Intercepted \_\_\_\_\_ 1, vs. Stephen F. Austin (2016)  
 Total Offense Attempts \_\_\_\_\_ 31, vs. Stephen F. Austin (2016)  
 Total Offense Yards \_\_\_\_\_ 269, vs. Kansas (2016)  
 Rush Attempts \_\_\_\_\_ 3, vs. Stephen F. Austin (2016)  
 Rush Yards \_\_\_\_\_ -2, vs. Kansas (2016)  
 Rush Touchdowns \_\_\_\_\_ None  
 Long Rush \_\_\_\_\_ None  
 \* Indicates most recent high

PASSING	G	Att	Cmp	Int	Yds	TD	Lg	Pct	Avg/G	Effic
2015	2	2	1	0	18	0	18	50.0	9.0	125.6
2016	2	49	33	1	421	5	59	67.3	210.5	169.1
<b>TOTAL</b>	<b>4</b>	<b>51</b>	<b>34</b>	<b>1</b>	<b>439</b>	<b>5</b>	<b>59</b>	<b>66.7</b>	<b>109.8</b>	<b>167.4</b>

TOTAL OFFENSE	G	Rush	Pass	Total	Avg/G
2015	2	0	18	18	9.0
2016	2	-20	421	401	200.5
<b>TOTAL</b>	<b>4</b>	<b>-20</b>	<b>439</b>	<b>419</b>	<b>104.8</b>



**LUKE STICE 37**

LB | 6-0 | 230 | SR-TR  
Midland, Texas | Midland Lee H.S.  
Houston

- ▶ **LAST GAME:** Recorded three tackles against the Wildcats.
- ▶ Named a team captain despite joining the Red Raiders this season as a senior transfer.
- ▶ Tied for ninth on the team with 15 tackles, including a team-high eight of which that have come on special teams.
- ▶ Logged a career-high seven tackles at Arizona State.

**CAREER HIGHS**

Tackles \_\_\_\_\_ 7, vs. Arizona State (2016)  
Tackles For Loss \_\_\_\_\_ None  
Sacks \_\_\_\_\_ None  
Interceptions \_\_\_\_\_ None  
Fumbles Forced \_\_\_\_\_ None  
Fumbles Recovered \_\_\_\_\_ None  
Quarterback Hurries \_\_\_\_\_ None  
Pass Breakups \_\_\_\_\_ None

TACKLES	G	UA	A	Tot.	TFL	Yds	PD	FF	FR	Blkd
2016	5	12	3	15	0.0	0	0	0	0	0



**JUSTIN STOCKTON 4**

RB | 5-10 | 200 | Jr.-2L  
Cibolo, Texas | Steele H.S.

- ▶ **LAST GAME:** Caught three passes, totaling 13 yards at Kansas State.
- ▶ His 274 all-purpose yards rank fifth on the team.
- ▶ Known for his explosiveness in space which was displayed at Arizona State with a 75 touchdown reception on a screen pass to the flat.
- ▶ Entered this season as team's most experienced rusher.

**CAREER HIGHS**

Touchdowns \_\_\_\_\_ 3, vs. Kansas State (2015)  
Rush Attempts \_\_\_\_\_ 11, vs. Louisiana Tech (2016)  
Rush Yards \_\_\_\_\_ 135, at UTEP (2014)  
Rush TDs \_\_\_\_\_ 1, 10x, at Arizona State (2016)\*  
Longest Rush \_\_\_\_\_ 75, at UTEP (2014)  
Receptions \_\_\_\_\_ 5, vs. Kansas State (2015)  
Receiving Yards \_\_\_\_\_ 95, at Arizona State (2016)\*  
Receiving Touchdowns \_\_\_\_\_ 2, vs. Kansas State (2015)  
Long Reception \_\_\_\_\_ 75, at Arizona State (2016)  
All-Purpose Yards \_\_\_\_\_ 135, at UTEP (2014)  
Kick Returns \_\_\_\_\_ 6, vs. Baylor (2014)  
Kick Return Yards \_\_\_\_\_ 105, vs. Baylor (2014)  
Long Kick Return \_\_\_\_\_ 30, vs. Baylor (2014)  
\* Indicates most recent high

RUSHING	G	Att	Yds	TD	Lg	Avg/C	Avg/G
2014	12	48	396	4	75	8.2	33.0
2015	13	61	367	5	54	6.0	28.2
2016	5	30	78	1	11	2.6	15.6
TOTAL	30	139	841	10	75	6.1	28.0

ALL PURPOSE	G	Rush	Rec	PR	KR	IR	Tot.	Avg/G
2014	12	396	76	0	259	0	731	60.9
2015	13	367	341	0	25	0	733	56.4
2016	5	78	196	0	0	0	274	54.8
TOTAL	30	841	613	0	284	0	1738	57.9



**BRAYDEN STRINGER 33**

LB | 6-2 | 205 | Fr.-HS  
Cypress, Texas | Cypress H.S.

- ▶ **LAST GAME:** Did not play against Kansas State
- ▶ Ranks 16th on the team with nine tackles.
- ▶ One of 14 true freshmen to see action so far this season.

**CAREER HIGHS**

Tackles \_\_\_\_\_ 5, vs. Kansas (2016)  
Tackles For Loss \_\_\_\_\_ None  
Sacks \_\_\_\_\_ None  
Interceptions \_\_\_\_\_ None  
Fumbles Forced \_\_\_\_\_ None  
Fumbles Recovered \_\_\_\_\_ None  
Quarterback Hurries \_\_\_\_\_ None  
Pass Breakups \_\_\_\_\_ None

TACKLES	G	UA	A	Tot.	TFL	Yds	PD	FF	FR	Blkd
2016	4	7	2	9	0.0	0	0	0	0	0



**MYCHEALON THOMAS 99**

DL | 6-1 | 325 | Jr.-TR  
Dallas, Texas | Grayson H.S. | Butler C.C.

- ▶ **LAST GAME:** Saw action on the defensive line for the fifth-straight game at Kansas State.
- ▶ Tied for eighth on the team with 1.0 tackles for loss this season.
- ▶ In his first season as a Red Raider after transferring from Butler Community College.

**CAREER HIGHS**

Tackles \_\_\_\_\_ 2, vs. Stephen F. Austin (2016)  
Tackles For Loss \_\_\_\_\_ 1.0, vs. Stephen F. Austin (2016)  
Sacks \_\_\_\_\_ None  
Interceptions \_\_\_\_\_ None  
Fumbles Forced \_\_\_\_\_ None  
Fumbles Recovered \_\_\_\_\_ None  
Quarterback Hurries \_\_\_\_\_ None  
Pass Breakups \_\_\_\_\_ None

TACKLES	G	UA	A	Tot.	TFL	Yds	PD	FF	FR	Blkd
2016	5	3	0	3	1.0	3	0	0	0	0



**T.J. VASHER 86**

WR | 6-5 | 198 | Fr.-HS  
Wichita Falls, Texas | Rider H.S.

- ▶ **LAST GAME:** Did not play against Kansas State.
- ▶ One of 15 Red Raiders with multiple receptions this season.

**CAREER HIGHS**

Touchdowns \_\_\_\_\_ None  
Receptions \_\_\_\_\_ 2, vs. Stephen F. Austin (2016)  
Receiving Yards \_\_\_\_\_ 9, vs. Stephen F. Austin (2016)  
Receiving Touchdowns \_\_\_\_\_ None  
Long Reception \_\_\_\_\_ 6, vs. Stephen F. Austin (2016)  
Rush Attempts \_\_\_\_\_ None  
All-Purpose Yards \_\_\_\_\_ 9, vs. Stephen F. Austin (2016)  
\* Indicates most recent high

RECEIVING	G	Rec	Yds	TD	Lg	Rec/G	Avg/C	Avg/G
2016	1	2	9	0	6	2.0	4.5	9.0

ALL PURPOSE	G	Rush	Rec	PR	KR	IR	Tot.	Avg/G
2016	1	0	9	0	0	0	9	9.0



**KEENON WARD 15**

DB | 5-9 | 200 | Sr.-3L  
Snyder, Texas | Snyder H.S.

- ▶ **LAST GAME:** Did not play against Kansas State due to an injury suffered against Louisiana Tech.
- ▶ One of three Red Raiders with an interception this year, which came on an acrobatic effort near the endzone against Stephen F. Austin.
- ▶ Leads all active Red Raiders with 172 career tackles.
- ▶ His 23 starts are second on the defense only behind teammate Justis Nelson.

**CAREER HIGHS**

Tackles \_\_\_\_\_ 16, vs. West Virginia (2014)  
Tackles For Loss \_\_\_\_\_ 1.0, at West Virginia (2015)  
Sacks \_\_\_\_\_ None  
Interceptions \_\_\_\_\_ 1, 3x, vs. Stephen F. Austin (2016)  
Fumbles Forced \_\_\_\_\_ 1, twice, at Kansas State (2014)  
Fumbles Recovered \_\_\_\_\_ None  
Pass Breakups \_\_\_\_\_ 2, vs. Baylor (2013)

TACKLES	G	UA	A	Tot.	TFL	Yds	PD	FF	FR	Blkd	QBH
2013	13	29	3	32	1.0	1	4	1	0	0	0
2014	10	53	14	67	1.5	3	7	1	0	0	0
2015	12	40	20	60	1.5	3	4	0	0	0	1
2016	3	12	1	13	0.0	0	1	0	0	0	0
TOTAL	38	134	38	172	4.0	7	16	2	0	0	1

INTERCEPTIONS	G	No.	Yds	TD	LG	Avg/R	Avg/G
2013	13	1	15	0	15	15.0	1.2
2014	10	1	37	0	37	37.0	3.7
2015	12	0	0	0	0	0.0	0.0
2016	3	1	0	0	0	0.0	0.0
TOTAL	38	3	52	0	37	17.3	1.4



### BRODERICK WASHINGTON 96

DL | 6-3 | 305 | Fr.-RS  
Longview, Texas | Longview H.S.

- ▶ **LAST GAME:** Recorded one tackle from his defensive tackle position against Kansas State.
- ▶ One of seven Red Raiders to record a sack this season.

#### CAREER HIGHS

Tackles \_\_\_\_\_ 3, vs. Kansas (2016)  
 Tackles For Loss \_\_\_\_\_ 1.0, vs. Stephen F. Austin (2016)  
 Sacks \_\_\_\_\_ 1.0, vs. Stephen F. Austin (2016)  
 Interceptions \_\_\_\_\_ None  
 Fumbles Forced \_\_\_\_\_ None  
 Fumbles Recovered \_\_\_\_\_ None  
 Quarterback Hurries \_\_\_\_\_ 1, vs. Stephen F. Austin (2016)  
 Pass Breakups \_\_\_\_\_ None  
 \* Indicates most recent high

TACKLES	G	UA	A	Tot.	TFL	Yds	PD	FF	FR	Blkd
2016	5	6	0	6	1.0	7	0	0	0	0

SACKS	G	UA	A	Total Yds
2016	5	1	0	1.0 7



### QUINTON WHITE, JR. 23

RB | 5-7 | 209 | Sr.-3L  
College Station, Texas | A&M Consolidated

- ▶ **LAST GAME:** Had eight rushing yards and hauled in a 25-yard pass from Cameron Batson on a trick play against Kansas State.
- ▶ Enters often as a blocking back for either Justin Stockton or Demarcus Felton.
- ▶ Averages 12.0 yards per reception this season.

#### CAREER HIGHS

Touchdowns \_\_\_\_\_ 1, vs. Stephen F. Austin (2013)  
 Rush Attempts \_\_\_\_\_ 8, vs. Central Arkansas (2014)  
 Rush Yards \_\_\_\_\_ 71, vs. Stephen F. Austin (2013)  
 Rush TDs \_\_\_\_\_ 1, vs. Stephen F. Austin (2013)  
 Longest Rush \_\_\_\_\_ 38, vs. Stephen F. Austin (2013)  
 Receptions \_\_\_\_\_ 3, twice, vs. Stephen F. Austin (2016)\*  
 Receiving Yards \_\_\_\_\_ 28, vs. Texas (2014)  
 Receiving Touchdowns \_\_\_\_\_ None  
 Long Reception \_\_\_\_\_ 26, vs. Texas (2014)  
 All-Purpose Yards \_\_\_\_\_ 71, vs. Stephen F. Austin (2013)  
 \* Indicates most recent high

RUSHING	G	Att	Yds	TD	Lg	Avg/C	Avg/G
2013	13	13	130	1	38	10.0	10.0
2014	12	29	121	0	17	4.2	10.1
2015	13	9	29	0	9	3.2	2.2
2016	5	6	16	0	5	2.7	3.2
TOTAL	43	57	296	1	38	5.2	6.9

ALL PURPOSE	G	Rush	Rec	PR	KR	IR	Tot.	Avg/G
2013	13	130	5	0	0	0	135	10.4
2014	12	121	82	0	0	0	203	16.9
2015	13	29	32	0	8	0	69	5.3
2016	5	16	96	0	0	0	112	22.4
TOTAL	43	296	215	0	8	0	519	12.1



### KRIS WILLIAMS

LB | 6-1 | 240 | Sr.-2L  
Dallas, Texas | Bryan Adams

- ▶ **LAST GAME:** Only recorded one tackle, but it was on third down for a one-yard loss against Kansas State.
- ▶ Had three sacks vs. Kansas, becoming the first Red Raider with three sacks in a game since 2010.
- ▶ Leads the Red Raiders and ranks fifth in the Big 12 with four sacks this season.
- ▶ Also leads the Red Raiders with 5.0 tackles for loss so far this season.

#### CAREER HIGHS

Tackles \_\_\_\_\_ 5, vs. UTEP (2015)  
 Tackles For Loss \_\_\_\_\_ 3.0, vs. Kansas (2016)  
 Sacks \_\_\_\_\_ 3.0, vs. Kansas (2016)  
 Interceptions \_\_\_\_\_ None  
 Fumbles Forced \_\_\_\_\_ 1, vs. Kansas (2016)  
 Fumbles Recovered \_\_\_\_\_ None  
 Quarterback Hurries \_\_\_\_\_ None  
 Pass Breakups \_\_\_\_\_ 1, vs. UTEP (2015)  
 \* Indicates most recent high

TACKLES	G	UA	A	Tot.	TFL	Yds	PD	FF	FR	Blkd
2012	1	0	0	0	0.0	0	0	0	0	0
2014	7	2	1	3	0.0	0	0	0	0	0
2015	10	8	1	9	0.0	0	1	0	0	0
2016	5	12	3	15	5.0	36	1	1	0	0
TOTAL	23	22	5	27	5.0	36	2	1	0	0

SACKS	G	UA	A	Total Yds
2012	1	0	0	0.0 0
2014	7	0	0	0.0 0
2015	10	0	0	0.0 0
2016	4	4	0	4.0 35
TOTAL	22	4	0	4.0 35

6



### DERRICK WILLIES 11

WR | 6-3 | 215 | Jr.-TR  
San Bernardino, Calif. | Trinity Valley C.C. Iowa

- ▶ **LAST GAME:** Caught two passes totaling 18 yards against Kansas State, including a big third-down conversion.
- ▶ Has scored a touchdown in two of his last four games.
- ▶ One of seven Red Raiders with a touchdown catch this season.
- ▶ Ranks second on the team with a 18.7 yards per catch average.
- ▶ Arrived at Texas Tech after earning first team JUCO All-American honors a season ago.

#### CAREER HIGHS

Touchdowns \_\_\_\_\_ 1, twice, vs. Kansas (2016)\*  
 Receptions \_\_\_\_\_ 3, vs. Louisiana Tech (2016)  
 Receiving Yards \_\_\_\_\_ 59, at Arizona State (2016)  
 Receiving Touchdowns \_\_\_\_\_ 1, twice, vs. Kansas (2016)\*  
 Long Reception \_\_\_\_\_ 59, at Arizona State (2016)  
 Rush Attempts \_\_\_\_\_ None  
 All-Purpose Yards \_\_\_\_\_ 59, at Arizona State (2016)  
 \* Indicates most recent high

RECEIVING	G	Rec	Yds	TD	Lg	Rec/G	Avg/C	Avg/G
2016	5	9	168	2	59	1.8	18.7	33.6

ALL PURPOSE	G	Rush	Rec	PR	KR	IR	Tot.	Avg/G
2016	5	0	168	0	0	0	168	33.6



**2016 GAME SCHEDULE/RESULTS (3-2; 1-1 BIG 12)**

Date	TTU/OPP Rank	Opponent	Location	Result	TV	Attendance
Sept. 3	-/-	Stephen F. Austin	Lubbock, Texas	W, 69-17	FSN	60,097
Sept. 10	-/-	at Arizona State	Tempe, Ariz.	L, 55-68	FS1	45,411
Sept. 17	-/-	Louisiana Tech	Lubbock, Texas	W, 59-45	FSN	57,515
Sept. 29	-/-	Kansas	Lubbock, Texas	W, 55-19	FS1	56,494
Oct. 8	-/-	at Kansas State	Manhattan, Kan.	L, 38-44	ESPNU	51,540
Oct. 15	-/-	West Virginia	Lubbock, Texas	--	FS1	--
Oct. 22	-/-	Oklahoma	Lubbock, Texas	--	TBA	--
Oct. 29	-/-	at TCU	Fort Worth, Texas	--	TBA	--
Nov. 5	-/-	Texas	Lubbock, Texas	--	TBA	--
Nov. 12	-/-	at Oklahoma State	Stillwater, Okla.	--	TBA	--
Nov. 19	-/-	at Iowa State	Ames, Iowa	--	TBA	--
Nov. 25	-/-	vs. Baylor	Arlington, Texas	--	ESPN	--

**INDIVIDUAL STATISTICS**

RUSHING									
	GP	Att	Gain	Loss	Net	Avg	TD	Long	Avg/G
Felton, Dem.	5	47	272	2	270	5.7	3	31	54.0
Mahomes II, Patrick	5	50	258	96	162	3.2	7	32	32.4
Stockton, Justin	5	30	100	22	78	2.6	1	11	15.6
Dauphine, Corey	2	2	27	2	25	12.5	1	27	12.5
White, Jr., Quinton	5	6	16	0	16	2.7	0	5	3.2
Coutee, Keke	5	1	6	0	6	6.0	1	6	1.2
Woodward, Caleb	3	1	2	0	2	2.0	0	2	0.7
Team	3	3	0	3	-3	-1.0	0	0	-1.0
Baughman, Erik	1	1	0	7	-7	-7.0	0	0	-7.0
Shimonek, Nic	2	4	0	20	-20	-5.0	0	0	-10.0
<b>Total</b>	<b>5</b>	<b>145</b>	<b>681</b>	<b>152</b>	<b>529</b>	<b>3.6</b>	<b>13</b>	<b>32</b>	<b>105.8</b>
<b>Opponents</b>	<b>5</b>	<b>191</b>	<b>1012</b>	<b>115</b>	<b>897</b>	<b>4.7</b>	<b>12</b>	<b>75</b>	<b>179.4</b>

PASSING								
	G	Effic	Cmp-Att-Int	Pct	Yds	TD	Lng	Avg/G
Mahomes II, Patrick	5	182.02	166-228-4	72.8	2274	20	75	454.8
Shimonek, Nic	2	169.11	33-49-1	67.3	421	5	59	210.5
Batson, Cameron	5	310.00	1-1-0	100.0	25	0	25	5.0
<b>Total</b>	<b>5</b>	<b>180.21</b>	<b>200-278-5</b>	<b>71.9</b>	<b>2720</b>	<b>25</b>	<b>75</b>	<b>544.0</b>
<b>Opponents</b>	<b>5</b>	<b>131.54</b>	<b>114-192-3</b>	<b>59.4</b>	<b>1328</b>	<b>10</b>	<b>76</b>	<b>265.6</b>

RECEIVING								
	G	No.	Yds	Avg	TD	Long	Avg/G	
Giles, Jonathan	5	35	614	17.5	7	64	122.8	
Batson, Cameron	5	28	341	12.2	5	66	68.2	
Cantrell, Dylan	5	26	319	12.3	4	54	63.8	
Lauderdale, Devin	5	26	249	9.6	2	41	49.8	
Stockton, Justin	5	15	196	13.1	1	75	39.2	
Coutee, Keke	5	11	232	21.1	3	61	46.4	
Sadler, Ian	5	11	174	15.8	0	30	34.8	
Willies, Derrick	5	9	168	18.7	2	59	33.6	
Davis III, Reginald	5	8	139	17.4	0	59	27.8	
White, Jr., Quinton	5	8	96	12.0	0	25	19.2	
High, Ja'Deion	3	6	54	9.0	1	15	18.0	
Knutson, Kash	5	5	45	9.0	0	22	9.0	
Felton, Dem.	5	5	30	6.0	0	10	6.0	
Brown, Tony	4	3	29	9.7	0	19	7.2	
Vasher, T.J.	1	2	9	4.5	0	6	9.0	
Shorts, Quan	1	1	16	16.0	0	16	16.0	
Rittimann, Hunter	1	1	9	9.0	0	9	9.0	
<b>Total</b>	<b>5</b>	<b>200</b>	<b>2720</b>	<b>13.6</b>	<b>25</b>	<b>75</b>	<b>544.0</b>	
<b>Opponents</b>	<b>5</b>	<b>114</b>	<b>1328</b>	<b>11.6</b>	<b>10</b>	<b>76</b>	<b>265.6</b>	

PUNTING									
	No.	Yds	Avg	Long	TB	FC	I20	50+	Blkd
Barden, Michael	12	485	40.4	59	1	2	4	0	0
Baughman, Erik	3	114	38.0	51	1	1	0	0	0

KICKOFFS								
	No.	Yds	Avg	TB	OB	Retn	Net	YdLn
Hatfield, Clayton	46	2859	62.2	17	1			
Barden, Michael	2	123	61.5	1	1			

**TEAM STATISTICS**

CATEGORY	TECH	OPP			
<b>SCORING</b>	276	193			
Points Per Game	55.2	38.6			
Points Off Turnovers	10	28			
<b>FIRST DOWNS</b>	167	123			
Rushing	37	48			
Passing	117	67			
Penalty	13	8			
<b>RUSHING YARDAGE</b>	529	897			
Yards gained rushing	681	1012			
Yards lost rushing	152	115			
Rushing Attempts	145	191			
Average Per Rush	3.6	4.7			
Average Per Game	105.8	179.4			
TDs Rushing	13	12			
<b>PASSING YARDAGE</b>	2720	1328			
Comp-Att-Int	200-278-5	114-192-3			
Average Per Pass	9.8	6.9			
Average Per Catch	13.6	11.6			
Average Per Game	544.0	265.6			
TDs Passing	25	10			
<b>TOTAL OFFENSE</b>	3249	2225			
Total Plays	423	383			
Average Per Play	7.7	5.8			
Average Per Game	649.8	445.0			
<b>KICK RETURNS: #-Yards</b>	8-143	28-647			
<b>PUNT RETURNS: #-Yards</b>	12-109	3-50			
<b>INT RETURNS: #-Yards</b>	3-0	5-54			
<b>KICK RETURN AVERAGE</b>	17.9	23.1			
<b>PUNT RETURN AVERAGE</b>	9.1	16.7			
<b>INT RETURN AVERAGE</b>	0.0	10.8			
<b>FUMBLES-LOST</b>	5-1	5-2			
<b>PENALTIES-Yards</b>	48-401	30-279			
Average Per Game	80.2	55.8			
<b>PUNTS-Yards</b>	15-599	28-1175			
Average Per Punt	39.9	42.0			
Net punt average	33.9	36.6			
<b>TIME OF POSSESSION/Game</b>	29:51	30:09			
<b>3RD-DOWN Conversions</b>	34/64	28/72			
3rd-Down Pct	53%	39%			
<b>4TH-DOWN Conversions</b>	1/7	4/7			
4th-Down Pct	14%	57%			
<b>SACKS BY-Yards</b>	10-67	12-112			
<b>MISC YARDS</b>	0	0			
<b>TOUCHDOWNS SCORED</b>	38	24			
<b>FIELD GOALS-ATTEMPTS</b>	4-5	7-8			
<b>ON-SIDE KICKS</b>	1-1	0-3			
<b>RED-ZONE SCORES</b>	(30-32) 94%	(22-23) 96%			
<b>RED-ZONE TOUCHDOWNS</b>	(26-32) 81%	(16-23) 70%			
<b>PAT-ATTEMPTS</b>	(36-38) 95%	(24-24) 100%			
<b>ATTENDANCE</b>	174106	96051			
Games/Avg Per Game	3/58035	2/48026			
Neutral Site Games		0/0			
<b>SCORE BY QUARTERS</b>					
	1st	2nd	3rd	4th	Total
Texas Tech	84	86	40	66	276
Opponents	26	71	45	51	193



INDIVIDUAL STATISTICS

SCORING table with columns: Player, TD, FGs, Kick, Rush, Rcv, Pass, DXP, Saf, Points. Includes players like Hatfield, Clayton and Mahomes II, Patrick.

TOTAL OFFENSE table with columns: Player, G, Plays, Rush, Pass, Total, Avg/G. Includes Mahomes II, Patrick and Shimonek, Nic.

FIELD GOALS table with columns: Player, FGM-FGA, Pct, 01-19, 20-29, 30-39, 40-49, 50-99, Lg, Blk. Includes Hatfield, Clayton.

ALL PURPOSE table with columns: Player, G, Rush, Rec, PR, KOR, IR, Tot, Avg/G. Includes Giles, Jonathan and Batson, Cameron.

INDIVIDUAL STATISTICS

PUNT RETURN table with columns: Player, No., Yds, Avg, TD, Long. Includes Batson, Cameron and Coutee, Keke.

INTERCEPTIONS table with columns: Player, No., Yds, Avg, TD, Long. Includes Ward, Keenon and Nguema, Thierry.

KICK RETURN table with columns: Player, No., Yds, Avg, TD, Long. Includes Davis III, Reginald and Felton, Dem.

FUMBLE RETURN table with columns: Player, No., Yds, Avg, TD, Long. Includes Total and Opponents.

CONVERSIONS table with columns: Down, No., Yds, Avg, TD, Long. Includes Third Down and Fourth Down.

CONVERSIONS table with columns: Down, No., Yds, Avg, TD, Long. Includes Fourth Down.

TURNOVERS section including Takeaways, Turnovers, and Points Off Turnovers.

RED ZONE section including Texas Tech Red Zone Entries and Opponent Red Zone Entries.

KICKOFFS section including Kickoffs, Touchbacks, and Opponent Kickoff Returns.



**INDIVIDUAL DEFENSIVE STATISTICS**

DEFENSE	GP-GS	-----Tackles-----			TFL/Yds	-Sacks-		---Pass Def---		-Fumbles-			Blkd	Saf
		UA	AS	Tot		No-Yds	Int-Yds	BrUp	QBH	Rv-Yds	FF	Kk		
2B Brooks, Jordyn.....	5-5	23	6	29	2.5-3	.	.	2	1	.	.	.	.	
7 Johnson, Jah'Shawn.....	5-5	20	4	24	1.0-3	.	1-0	2	.	.	.	.	.	
41 Jenkins, Malik.....	5-2	16	6	22	.	.	.	.	1	1-0	.	.	.	
31 Nelson, Justis.....	5-4	15	3	18	0.5-1	.	.	5	1	.	.	.	.	
17 Nguema, Thierry.....	5-5	17	.	17	.	.	1-0	1	.	.	.	.	.	
34 Hinton, D'Vonta.....	4-3	14	2	16	1.0-1	.	.	.	1	.	.	.	.	
3 Polite-Bray, DJ.....	5-5	14	2	16	1.0-1	.	.	3	1	.	.	.	.	
37 Stice, Luke.....	5-1	12	3	15	.	.	.	.	.	.	.	.	.	
6A Williams, Kris.....	5-3	12	3	15	5.0-36	4.0-35	.	1	.	.	1	.	.	
9A Pipkins, Ondre.....	5-5	12	2	14	3.0-3	.	.	.	.	.	.	.	.	
1D Hill, Kolin.....	5-5	11	3	14	4.0-5	1.0-2	.	2	1	.	.	.	.	
15 Ward, Keenon.....	3-3	12	1	13	.	.	1-0	.	.	.	.	.	.	
38 Allen, Kisean.....	4-2	11	2	13	.	.	.	.	.	.	.	.	.	
5A Moore, Gary.....	5-2	10	2	12	4.0-8	.	.	1	2	.	.	.	.	
2A Madison, Tevin.....	2-0	8	2	10	.	.	.	.	.	.	.	.	.	
33 Stringer, Brayden.....	4-0	7	2	9	.	.	.	.	.	.	.	.	.	
2C Smith, Desmon.....	3-0	7	1	8	.	.	.	.	.	.	.	.	.	
25 Coleman, Douglas.....	5-0	5	3	8	1.0-4	1.0-4	.	2	.	.	.	.	.	
4A Fehoko, Breiden.....	5-5	8	.	8	2.0-10	1.0-7	.	.	1	.	.	.	.	
26 Moore, Kevin.....	5-0	6	.	6	.	.	.	.	1	.	.	.	.	
9B Washington, Broderick.....	5-0	6	.	6	1.0-7	1.0-7	.	.	1	.	.	.	.	
94 Gilmore, Lonzell.....	5-0	4	1	5	1.0-7	1.0-7	.	.	.	.	.	1	.	
97 Wallace, Joseph.....	3-0	3	1	4	2.0-6	.	.	.	1	1-0	.	.	.	
28 Banks, Paul.....	1-0	4	.	4	.	.	.	1	.	.	.	.	.	
99 Thomas, Mychealon.....	5-0	3	.	3	1.0-3	.	.	.	.	.	.	.	.	
30 Woodward, Caleb.....	3-0	1	2	3	.	.	.	.	.	.	.	.	.	
1B Mack, Jacarthy.....	5-0	2	.	2	.	.	.	.	.	.	.	.	.	
10 Picone, Johnathan.....	4-0	1	1	2	.	.	.	.	.	.	.	.	.	
24 Hendrix, Payton.....	5-0	2	.	2	.	.	.	.	.	.	.	.	.	
27 Felton, Dem.....	5-2	1	.	1	.	.	.	.	.	.	.	.	.	
39 Jones, Adaryan.....	2-0	1	.	1	.	.	.	.	.	.	.	.	.	
49 Barden, Michael.....	4-0	1	.	1	.	.	.	.	.	.	.	.	.	
86 Vasher, T.J.....	1-0	1	.	1	.	.	.	.	.	.	.	.	.	
5C Heffron, Kyle.....	5-0	1	.	1	.	.	.	.	.	.	.	.	.	
2 Davis III, Reginald.....	5-0	1	.	1	.	.	.	.	.	.	.	.	.	
32 Ward, Da'Leon.....	3-0	.	1	1	.	.	.	.	.	.	.	.	.	
1C Barnes, Zach.....	3-0	1	.	1	1.0-5	1.0-5	.	.	.	.	1	.	.	
29 Reed, Mason.....	4-0	.	1	1	.	.	.	.	.	.	.	.	.	
<b>Total.....</b>	<b>5-0</b>	<b>273</b>	<b>54</b>	<b>327</b>	<b>31-103</b>	<b>10-67</b>	<b>3-0</b>	<b>20</b>	<b>12</b>	<b>2-0</b>	<b>2</b>	<b>1</b>	<b>.</b>	
<b>Opponents.....</b>	<b>5-0</b>	<b>268</b>	<b>56</b>	<b>324</b>	<b>29.0-164</b>	<b>12-112</b>	<b>5-54</b>	<b>14</b>	<b>6</b>	<b>1-0</b>	<b>1</b>	<b>.</b>	<b>2</b>	



**TEAM GAME-BY-GAME STATS**

Date	Opponent	--RUSHING--				--RECEIVING--				-----PASSING-----					--KICK RET--				--PUNT RET--				tot off	
		No.	Yds	TD	Lg	No.	Yds	TD	Lg	Cmp	Att	Int	Yds	TD	Lg	No	Yds	TD	Lg	No	Yds	TD		Lg
Sep 03, 2016	STEPHEN F. AUSTIN	28	125	4	27	48	633	5	59	48	71	1	633	5	59	2	42	0	27	4	75	0	33	758
Sep 10, 2016	at Arizona State	22	72	3	27	38	540	5	75	38	53	2	540	5	75	0	0	0	1	0	0	0	612	
Sep 17, 2016	LOUISIANA TECH	43	196	3	21	26	470	5	64	26	36	0	470	5	64	1	18	0	18	2	10	0	5	666
Sep 29, 2016	KANSAS	24	73	0	32	42	548	8	59	42	55	1	548	8	59	0	0	0	0	3	10	0	10	621
Oct 08, 2016	at Kansas State	28	63	3	31	46	529	2	61	46	63	1	529	2	61	5	83	0	26	2	14	0	14	592
	<b>Totals</b>	<b>145</b>	<b>529</b>	<b>13</b>	<b>32</b>	<b>200</b>	<b>2720</b>	<b>25</b>	<b>75</b>	<b>200</b>	<b>278</b>	<b>5</b>	<b>2720</b>	<b>25</b>	<b>75</b>	<b>8</b>	<b>143</b>	<b>0</b>	<b>27</b>	<b>12</b>	<b>109</b>	<b>0</b>	<b>33</b>	<b>3249</b>
	<b>Opponent</b>	<b>191</b>	<b>897</b>	<b>12</b>	<b>75</b>	<b>114</b>	<b>1328</b>	<b>10</b>	<b>76</b>	<b>114</b>	<b>192</b>	<b>3</b>	<b>1328</b>	<b>10</b>	<b>76</b>	<b>28</b>	<b>647</b>	<b>1</b>	<b>99</b>	<b>3</b>	<b>50</b>	<b>0</b>	<b>36</b>	<b>2225</b>

Date	Opponent	-----TACKLES-----				-SACKS-	-FUMBLE-		Pass			Blkd Kick	-Kicks--XPTS-			off			
		Solo	Ast	Total	TFL-Yds	No-Yds	FF	FR-Yds	Int-Yds	QBH	Brk	Kick	Att-Mad	Run	Rcv	Saf	t/o	Pts	
Sep 03, 2016	STEPHEN F. AUSTIN	62	10	72	9.0-45	5.0-35	1	1-0	2-0	4	5	1	9-9	0	0	0	0	3	69
Sep 10, 2016	at Arizona State	79	6	85	5.0-9	0.0-0	0	0-0	0-0	0	3	0	8-7	0	0	0	0	55	
Sep 17, 2016	LOUISIANA TECH	41	16	57	3.0-6	1.0-4	0	0-0	0-0	0	5	0	8-8	0	0	0	0	59	
Sep 29, 2016	KANSAS	46	14	60	7.0-31	4.0-28	1	1-0	1-0	7	2	0	8-7	0	0	0	7	55	
Oct 08, 2016	at Kansas State	47	2	49	7.0-12	0.0-0	0	0-0	0-0	0	5	0	5-5	0	0	0	0	38	
	<b>Totals</b>	<b>273</b>	<b>54</b>	<b>327</b>	<b>31.0-103</b>	<b>10.0-67</b>	<b>2</b>	<b>2-0</b>	<b>3-0</b>	<b>12</b>	<b>20</b>	<b>1</b>	<b>38-36</b>	<b>0</b>	<b>0</b>	<b>0</b>	<b>10</b>	<b>276</b>	
	<b>Opponent</b>	<b>268</b>	<b>56</b>	<b>324</b>	<b>29.0-164</b>	<b>12.0-112</b>	<b>1</b>	<b>1-0</b>	<b>5-54</b>	<b>6</b>	<b>14</b>	<b>0</b>	<b>24-24</b>	<b>0</b>	<b>0</b>	<b>2</b>	<b>28</b>	<b>193</b>	

**OPPONENT GAME-BY-GAME STATS**

Date	Opponent	--RUSHING--				--RECEIVING--				-----PASSING-----					--KICK RET--				--PUNT RET--				tot off	
		No.	Yds	TD	Lg	No.	Yds	TD	Lg	Cmp	Att	Int	Yds	TD	Lg	No	Yds	TD	Lg	No	Yds	TD		Lg
Sep 03, 2016	STEPHEN F. AUSTIN	35	58	0	20	31	312	2	38	31	55	2	312	2	38	7	146	0	26	1	36	0	36	370
Sep 10, 2016	at Arizona State	53	301	7	75	28	351	2	39	28	37	0	351	2	39	8	179	0	28	2	14	0	14	652
Sep 17, 2016	LOUISIANA TECH	36	261	3	39	20	311	3	76	20	32	0	311	3	76	4	82	0	28	0	0	0	0	572
Sep 29, 2016	KANSAS	28	46	0	14	25	250	2	25	25	48	1	250	2	25	3	59	0	27	0	0	0	0	296
Oct 08, 2016	at Kansas State	39	231	2	31	10	104	1	16	10	20	0	104	1	16	6	181	1	99	0	0	0	0	335
	<b>Opponent totals</b>	<b>191</b>	<b>897</b>	<b>12</b>	<b>75</b>	<b>114</b>	<b>1328</b>	<b>10</b>	<b>76</b>	<b>114</b>	<b>192</b>	<b>3</b>	<b>1328</b>	<b>10</b>	<b>76</b>	<b>28</b>	<b>647</b>	<b>1</b>	<b>99</b>	<b>3</b>	<b>50</b>	<b>0</b>	<b>36</b>	<b>2225</b>
	<b>Texas Tech</b>	<b>145</b>	<b>529</b>	<b>13</b>	<b>32</b>	<b>200</b>	<b>2720</b>	<b>25</b>	<b>75</b>	<b>200</b>	<b>278</b>	<b>5</b>	<b>2720</b>	<b>25</b>	<b>75</b>	<b>8</b>	<b>143</b>	<b>0</b>	<b>27</b>	<b>12</b>	<b>109</b>	<b>0</b>	<b>33</b>	<b>3249</b>

Date	Opponent	-----TACKLES-----				-SACKS-	-FUMBLE-		Pass			Blkd Kick	-Kicks--XPTS-			off			
		Solo	Ast	Total	TFL-Yds	No-Yds	FF	FR-Yds	Int-Yds	QBH	Brk	Kick	Att-Mad	Run	Rcv	Saf	t/o	Pts	
Sep 03, 2016	STEPHEN F. AUSTIN	59	16	75	5.0-32	2.0-18	0	0-0	1-0	3	3	0	2-2	0	0	0	0	7	17
Sep 10, 2016	at Arizona State	43	8	51	3.0-12	2.0-9	0	0-0	2-19	0	1	0	9-9	0	0	1	7	68	
Sep 17, 2016	LOUISIANA TECH	3	121	40.3	49	0	0	1	0	0	1-1	20	0.6	385	64.2	5	0	45	
Sep 29, 2016	KANSAS	49	16	65	10.0-49	3.0-32	0	1-0	1-0	1	4	0	2-2	0	0	1	7	19	
Oct 08, 2016	at Kansas State	65	4	69	5.0-45	3.0-33	0	0-0	1-35	0	5	0	5-5	0	0	0	7	44	
	<b>Opponent totals</b>	<b>268</b>	<b>56</b>	<b>324</b>	<b>29.0-164</b>	<b>12.0-112</b>	<b>1</b>	<b>1-0</b>	<b>5-54</b>	<b>6</b>	<b>14</b>	<b>0</b>	<b>24-24</b>	<b>0</b>	<b>0</b>	<b>2</b>	<b>28</b>	<b>193</b>	
	<b>Texas Tech</b>	<b>273</b>	<b>54</b>	<b>327</b>	<b>31.0-103</b>	<b>10.0-67</b>	<b>2</b>	<b>2-0</b>	<b>3-0</b>	<b>12</b>	<b>20</b>	<b>1</b>	<b>38-36</b>	<b>0</b>	<b>0</b>	<b>0</b>	<b>10</b>	<b>276</b>	



**GAME-BY-GAME STARTERS**

**OFFENSE**

GAME	LT	LG	C	RG	RT	QB	RB	FB/RB/WR	WR	IR	WR	WR
Stephen F. Austin	Steele	B. Brown	Morales	Murphy	Akamnonu	Mahomes	Stockton	White	Lauderdale	Batson	Cantrell	--
Arizona State	Steele	B. Brown	Morales	Murphy	Akamnonu	Mahomes	Stockton	White	Lauderdale	Giles	Cantrell	--
Louisiana Tech	Steele	B. Brown	Morales	Murphy	Akamnonu	Mahomes	Stockton	--	Batson	Giles	Cantrell	Willies
Kansas	Steele	B. Brown	Morales	Murphy	Akamnonu	Mahomes	Felton	M. Reed	Batson	--	Cantrell	Willies
Kansas State	Steele	B. Brown	Morales	Stawarz	Murphy	Mahomes	Felton	Stockton	Batson	--	Cantrell	Willies
West Virginia												
Oklahoma												
TCU												
Texas												
Oklahoma State												
Iowa State												
Baylor												

**DEFENSE**

GAME	DE	NT	DT	RUSH	WILL	MIKE	SAM	DB	LC	FS	SS	RC
Stephen F. Austin	Kolin Hill	Pipkins	Fehoko	Williams	Hinton	Brooks	--	Nelson	Nguema	Johnson	Ward	Polite-Bray
Arizona State	Kolin Hill	Pipkins	Fehoko	G. Moore	--	Brooks	Stice	Nelson	Nguema	Johnson	Ward	Polite-Bray
Louisiana Tech	Kolin Hill	Pipkins	Fehoko	Williams	--	Brooks	Jenkins	Nelson	Nguema	Johnson	Ward	Polite-Bray
Kansas	Kolin Hill	Pipkins	Fehoko	G. Moore	Hinton	Brooks	--	Nelson	Nguema	Johnson	Allen	Polite-Bray
Kansas State	Kolin Hill	Pipkins	Fehoko	Williams	Hinton	Brooks	Jenkins	--	Nguema	Johnson	Allen	Polite-Bray
West Virginia												
Oklahoma												
TCU												
Texas												
Oklahoma State												
Iowa State												
Baylor												

**CAREER STARTS**

**OFFENSE**

PLAYER	2012	2013	2014	2015	2016	TOTAL	STREAK
Baylen Brown	-	3	9	11	5	28	8
Patrick Mahomes II	-	-	4	13	5	22	22
Reginald Davis	RS	1	7	7	-	15	0
Devin Lauderdale	-	-	4	9	2	15	0
Dylan Cantrell	-	-	6	0	5	11	5
Tony Morales	0	0	0	6	5	11	5
Ian Sadler	-	-	3	7	-	10	0
Justin Murphy	-	-	RS	4	5	9	5
Justin Stockton	-	-	1	2	4	7	1
Cameron Batson	-	-	0	2	4	6	3
Quinton White	RS	0	0	3	2	5	0
Ja'Deion High	-	RS	0	5	-	5	0
Terence Steele	-	-	-	RS	5	5	5
Madison Akamnonu	-	-	-	RS	4	4	0
Tony Brown	-	-	-	3	-	3	0
Derrick Willies	-	-	-	-	3	3	2
Jonathan Giles	-	-	-	-	2	2	0
Keke Coutee	-	-	-	2	-	2	0
Demarcus Felton	-	-	-	-	2	2	2
Mason Reed	-	-	-	-	1	1	0
Paul Stawarz	-	-	-	-	1	1	1
Zach Austin	-	RS	-	1	-	1	0

**DEFENSE**

PLAYER	2012	2013	2014	2015	2016	TOTAL	STREAK
Justis Nelson	-	3	11	8	4	26	0
Keenon Ward	RS	3	10	7	3	23	0
Breiden Fehoko	-	-	-	13	5	18	18
Jah'Shawn Johnson	-	-	0	13	5	18	18
Thierry Nguema	RS	0	0	4	5	9	5
D'Vonta Hinton	-	-	-	5	3	8	2
Malik Jenkins	-	0	0	5	2	7	1
D.J. Polite-Bray	0	-	2	0	5	7	5
Kris Williams	RS	0	0	2	3	5	1
Kolin Hill	-	-	-	-	5	5	5
Ondre Pipkins	-	-	-	-	5	5	5
Jordyn Brooks	-	-	-	-	5	5	5
Gary Moore	-	RS	1	1	2	4	0
Zach Barnes	-	0	RS	3	-	3	0
Kisean Allen	-	-	-	-	2	2	2
Luke Stice	-	-	-	-	1	1	0
Paul Banks III	-	-	-	1	-	1	0



GAME-BY-GAME STATISTICS

PASSING

Table with 11 columns: Player, Att, Comp, INT, Pct., Yards, TD, Long, Sack, Yards, Effic. Rows include Mahomes, Patrick and Stephen F. Austin.

Table with 11 columns: Player, Att, Comp, INT, Pct., Yards, TD, Long, Sack, Yards, Effic. Rows include Shimonek, Nic and Stephen F. Austin.

RUSHING

Table with 13 columns: Player, SFA, ASU, LATECH, KU, KSU, WVU, OU, TCU, UT, OSU, ISU, BU. Rows include Felton, Dem. RB and Mahomes, P. QB.

RECEIVING

Table with 13 columns: Player, SFA, ASU, LATECH, KU, KSU, WVU, OU, TCU, UT, OSU, ISU, BU. Rows include Giles, Jonathan WR and Batson, Cameron WR.

FIELD GOALS

Table with 2 columns: Player, Yards. Rows include Made, Missed, Blocked and SFA.

PUNTING

Table with 3 columns: Player, Number-Avg./I20, Yards. Rows include Number-Avg./I20, Barden, and Baughmann.



**GAME-BY-GAME TACKLES**

**UT-AT-TT**

	UA-A	TOT	SFA	ASU	LATECH	KU	KSU	WVU	OU	TCU	UT	OSU	ISU	BU
Brooks, Jordyn LB	23-6	29	2-1	10-0	4-3	2-1	5-1							
Johnson, Jah. DB	20-4	24	2-2	4-1	8-0	4-1	2-0							
Jenkins, Malik LB	16-6	22	3-3	7-1	3-2	-	3-0							
Nelson, Justis DB	15-3	18	5-0	5-1	2-1	2-1	1-0							
Nguema, Thierry DB	17-0	17	-	7-0	4-0	5-0	1-0							
Hinton, D'Vonta LB	14-2	16	3-0	DNP	4-2	2-0	5-0							
Polite-Bray, DJ DB	14-2	16	4-0	4-1	-	4-1	2-0							
Stice, Luke LB	12-3	15	2-1	7-0	0-1	0-1	3-0							
Williams, Kris DL	12-3	15	2-2	4-0	1-1	4-0	1-0							
Pipkins, Ondre DL	12-2	14	5-0	1-0	1-1	0-1	5-0							
Hill, Kolin DL	11-3	14	2-0	3-1	3-0	1-2	2-0							
Ward, Keenon DB	12-1	13	5-0	5-1	2-0	DNP	DNP							
Allen, Kisean DB	11-2	13	DNP	1-0	1-0	4-1	5-1							
Moore, Gary DL	10-2	12	-	3-0	1-1	2-1	4-0							
Madison, Tevin DB	8-2	10	5-2	3-0	DNP	DNP	DNP							
Stringer, B. LB	7-2	9	1-0	3-0	-	3-2	DNP							
Smith, Desmon DB	7-1	8	1-0	DNP	1-0	5-1	DNP							
Coleman, D. DB	5-3	8	1-1	-	3-2	1-0	-							
Fehoko, Breiden DL	8-0	8	-	2-0	1-0	2-0	3-0							
Moore, Kevin DB	6-0	6	3-0	2-0	-	1-0	-							
Washington, B. DL	6-0	6	2-0	-	-	3-0	1-0							
Gilmore, L. DL	4-1	5	1-1	3-0	-	-	-							
Wallace, Joseph DL	3-1	4	2-0	DNP	1-1	-	DNP							
Banks, Paul DB	4-0	4	DNP	DNP	DNP	DNP	4-0							
Thomas, M. DL	3-0	3	2-0	-	-	1-0	-							
Woodward, Caleb	1-2	3	0-2	1-0	DNP	-	DNP							
Mack, Jacarthy DL	2-0	2	1-0	1-0	-	-	-							
Picone, J. LB	1-1	2	1-1	DNP	-	-	-							
Hendrix, Pay. DB	2-0	2	1-0	-	1-0	-	-							
Felton, Dem.	1-0	1	-	1-0	-	-	-							
Jones, Adaryan DB	1-0	1	1-0	DNP	DNP	-	DNP							
Barden, Michael	1-0	1	1-0	-	DNP	-	-							
Vasher, T.J.	1-0	1	1-0	DNP	DNP	DNP	DNP							
Heffron, Kyle	1-0	1	-	1-0	-	-	-							
Davis, Reginald	1-0	1	-	1-0	-	-	-							
Ward, Da'Leon	0-1	1	DNP	DNP	0-1	-	-							
Barnes, Zach DL	1-0	1	1-0	DNP	DNP	-	-							
Reed, Mason	0-1	1	-	DNP	-	0-1	-							

**GIVEAWAYS/TAKEAWAYS**

OPPONENT	GIVEAWAY			TAKEAWAY			Dif.
	Fum	Int	Tot	Fum	Int	Tot	
Stephen F. Austin	0	1	1	1	2	3	+2
at Arizona State	0	2	2	0	0	0	-2
Louisiana Tech	0	0	0	0	0	0	0
Kansas	1	1	2	1	1	2	0
at Kansas State	0	1	1	0	0	0	-1
West Virginia							
Oklahoma							
at TCU							
Texas							
at Oklahoma State							
at Iowa State							
vs. Baylor							
<b>TOTALS</b>	<b>1</b>	<b>5</b>	<b>6</b>	<b>2</b>	<b>3</b>	<b>5</b>	<b>-1</b>

**THREE-AND-OUTS**

OPPONENT	TEXAS TECH	OPPONENTS
	3-&-Outs/Drives	3-&-Outs/Drives
Stephen F. Austin	3/18	5/19
at Arizona State	3/15	0/16
Louisiana Tech	0/12	3/11
Kansas	2/16	7/17
at Kansas State	1/13	2/12
West Virginia		
Oklahoma		
at TCU		
Texas		
at Oklahoma State		
at Iowa State		
vs. Baylor		
<b>TOTALS</b>	<b>9/74</b>	<b>17/75</b>

**OPENING DRIVES - DEFENSE**

OPPONENT	1st	2nd
	Half	Half
Stephen F. Austin	Punt	Punt
at Arizona State	Punt	Touchdown
Louisiana Tech	FG	Touchdown
Kansas	Punt	Punt
at Kansas State	Touchdown	Punt
West Virginia		
Oklahoma		
at TCU		
Texas		
at Oklahoma State		
at Iowa State		
vs. Baylor		



TEXAS TECH SCORING DRIVES

Table with columns: Opponent, No. of Plays, Total Yards, Drive Time, Type of Score, Score QTR/Time, Scoring Play. Lists 58 scoring drives for Texas Tech.

OPPONENT SCORING DRIVES

Table with columns: Opponent, No. of Plays, Total Yards, Drive Time, Type of Score, Score QTR/Time, Scoring Play. Lists 47 scoring drives for opponents.

SCORING DRIVE ANALYSIS

Table comparing Texas Tech and Opponents across categories: YARDAGE, TD, FG. Includes a TOTALS row.

GAME-OPENING DRIVES

Table comparing Texas Tech and Opponents for game-opening drives across categories: OPPONENT, PTS, PLAYS, YDS.

SECOND HALF-OPENING DRIVES

Table comparing Texas Tech and Opponents for second half-opening drives across categories: OPPONENT, PTS, PLAYS, YDS.

DRIVE SUPERLATIVES

Table comparing Texas Tech and Opponents for drive superlatives: Most Plays/Result, Most Yards/Result, Most Time/Result, Shortest Touchdown Drive (Yards), Shortest Touchdown Drive (Time), Quickest Touchdown to Start Game, Quickest Touchdown to Start a Half.



**LONGEST PLAYS - 25-PLUS YARDS**

YARDS	TYPE	PLAYER(S)	OPPONENT
*75	Pass	Stockton, Justin from Mahomes II, Patrick	Arizona State
*66	Pass	Batson, Cameron from Mahomes II, Patrick	Arizona State
*64	Pass	Giles, Jonathan from Mahomes II, Patrick	Louisiana Tech
*61	Pass	Coutee, Keke from Mahomes II, Patrick	Kansas State
59	Pass	Davis III, Reginald from Mahomes II, Patrick	Stephen F. Austin
*59	Pass	Giles, Jonathan from Shimonek, Nic	Kansas
*59	Pass	Willies, Derrick from Mahomes II, Patrick	Arizona State
54	Pass	Cantrell, Dylan from Mahomes II, Patrick	Stephen F. Austin
53	Pass	Stockton, Justin from Mahomes II, Patrick	Stephen F. Austin
42	Pass	Giles, Jonathan from Shimonek, Nic	Kansas
*42	Pass	Giles, Jonathan from Mahomes II, Patrick	Louisiana Tech
41	Pass	Lauderdale, Devin from Mahomes II, Patrick	Kansas State
39	Pass	Coutee, Keke from Mahomes II, Patrick	Kansas State
*37	Pass	Coutee, Keke from Shimonek, Nic	Kansas
*36	Pass	Giles, Jonathan from Mahomes II, Patrick	Louisiana Tech
35	Pass	Giles, Jonathan from Mahomes II, Patrick	Stephen F. Austin
34	Pass	Giles, Jonathan from Mahomes II, Patrick	Kansas
33	PR	Batson, Cameron	Stephen F. Austin
33	Pass	Willies, Derrick from Mahomes II, Patrick	Stephen F. Austin
32	Rush	Mahomes II, Patrick	Kansas
*31	Pass	Coutee, Keke from Shimonek, Nic	Kansas
31	Rush	Felton, Dem.	Kansas State
30	PR	Batson, Cameron	Stephen F. Austin
30	Pass	Sadler, Ian from Mahomes II, Patrick	Louisiana Tech
30	Pass	Cantrell, Dylan from Mahomes II, Patrick	Louisiana Tech
27	Pass	Sadler, Ian from Mahomes II, Patrick	Stephen F. Austin
27	KR	Davis III, Reginald	Stephen F. Austin
27	Pass	Lauderdale, Devin from Mahomes II, Patrick	Louisiana Tech
27	Rush	Mahomes II, Patrick	Arizona State
*27	Rush	Dauphine, Corey	Stephen F. Austin
27	Pass	Batson, Cameron from Mahomes II, Patrick	Arizona State
26	Pass	Cantrell, Dylan from Mahomes II, Patrick	Kansas
26	KR	Davis III, Reginald	Kansas State
26	Pass	Lauderdale, Devin from Mahomes II, Patrick	Kansas State
25	Pass	White, Jr., Quinton from Batson, Cameron	Kansas State
25	Pass	Batson, Cameron from Mahomes II, Patrick	Kansas

\* touchdown scored on play

**TEXAS TECH LONG PLAYS BY THE NUMBERS**

Long Plays by Yards	NO.	TD
100+	0	0
90-99	0	0
80-89	0	0
70-79	1	1
60-69	3	3
50-59	5	2
40-49	3	1
30-39	13	3
20-29	11	1

**TEXAS TECH LONG PLAYS BY TYPE**

Long Plays by Type	NO.	TD
Rushing	4	1
Passing	28	10
Punt returns	2	0
Kick returns	2	0
Interceptions	0	0
Fumble returns	0	0
Other	0	0
TOTAL	36	11

**TEXAS TECH LONG PLAYS BY PLAYER**

Player	NO.	TD	R	P	KR	PR	IR	FR
Giles, Jonathan	7	4	0	7	0	0	0	0
Batson, Cameron	5	1	0	3	0	2	0	0
Coutee, Keke	4	3	0	4	0	0	0	0
Davis III, Reginald	3	0	0	1	2	0	0	0
Cantrell, Dylan	3	0	0	3	0	0	0	0
Lauderdale, Devin	3	0	0	3	0	0	0	0
Willies, Derrick	2	1	0	2	0	0	0	0
Stockton, Justin	2	1	0	2	0	0	0	0
Mahomes II, Patrick	2	0	2	0	0	0	0	0
Sadler, Ian	2	0	0	2	0	0	0	0
Dauphine, Corey	1	1	1	0	0	0	0	0
Felton, Dem.	1	0	1	0	0	0	0	0
White, Jr., Quinton	1	0	0	1	0	0	0	0
<b>TOTAL</b>	<b>36</b>	<b>11</b>	<b>4</b>	<b>28</b>	<b>2</b>	<b>2</b>	<b>0</b>	<b>0</b>

**TEXAS TECH LONGEST PLAYS OF THE YEAR**

<b>Rushing</b>	<b>32</b>	Mahomes II, Patrick vs Kansas
<b>Rushing Touchdown</b>	<b>27</b>	Dauphine, Corey vs Stephen F. Austin
<b>Passing</b>	<b>75</b>	Stockton, Justin from Mahomes II, Patrick vs Arizona State
<b>Passing Touchdown</b>	<b>75</b>	Stockton, Justin from Mahomes II, Patrick vs Arizona State
<b>Punt Return</b>	<b>33</b>	Batson, Cameron vs Stephen F. Austin
<b>Kick Return</b>	<b>27</b>	Davis III, Reginald vs Stephen F. Austin



SUPERLATIVES

INDIVIDUAL GAME HIGHS

Table listing individual game highs for various statistics such as Rushes, Yards Rushing, TD Rushes, Long Rush, Pass attempts, Pass completions, Yards Passing, TD Passes, Long Pass, Receptions, Yards Receiving, TD Receptions, Long Reception, Field Goals, Long Field Goal, Punts, Punting Avg, Long Punt, Punts inside 20, Long Punt Return, Long Kickoff Return, Tackles, Sacks, Tackles For Loss, and Interceptions, along with player names and game dates.

TEAM GAME HIGHS

Table listing team game highs for various statistics such as Rushes, Yards Rushing, Yards Per Rush, TD Rushes, Pass attempts, Pass completions, Yards Passing, Yards Per Pass, TD Passes, Total Plays, Total Offense, Yards Per Play, Points, Sacks By, First Downs, Penalties, Penalty Yards, Turnovers, Interceptions By, Punts, Punting Avg, Long Punt, Punts inside 20, and Long Punt Return, along with game dates.

OPPONENT INDIVIDUAL GAME HIGHS

Table listing opponent individual game highs for various statistics such as Rushes, Yards Rushing, TD Rushes, Long Rush, Pass attempts, Pass completions, Yards Passing, TD Passes, Long Pass, Receptions, Yards Receiving, TD Receptions, Long Reception, Field Goals, Long Field Goal, Punts, Punting Avg, Long Punt, Punts inside 20, Long Punt Return, Long Kickoff Return, Tackles, Sacks, Tackles For Loss, and Interceptions, along with player names and game dates.

OPPONENT TEAM GAME HIGHS

Table listing opponent team game highs for various statistics such as Rushes, Yards Rushing, Yards Per Rush, TD Rushes, Pass attempts, Pass completions, Yards Passing, Yards Per Pass, TD Passes, Total Plays, Total Offense, Yards Per Play, Points, Sacks By, First Downs, Penalties, Penalty Yards, Turnovers, Interceptions By, Punts, Punting Avg, Long Punt, Punts inside 20, and Long Punt Return, along with game dates.



**GAME 1 • TEXAS TECH 69, STEPHEN F. AUSTIN 17**

LUBBOCK, Texas -- Patrick Mahomes threw for four touchdowns and ran for two more to lead Texas Tech past Stephen F. Austin 69-17 on Saturday.

The Lumberjacks couldn't stop the Red Raiders offense and couldn't get theirs on track for much of the game.

Mahomes, who was pulled midway through the third quarter, completed 30 of 43 passes for 483 yards; he rushed for 57 more.

Six Red Raiders receivers had yardage totals greater than 47 yards and the team had 10 plays of 20 yards or longer.

"This is a potent offense," Lumberjacks coach Clint Conque said. "We obviously realized it was going to be a tough get for us as a football team."

The win gave Texas Tech (1-0) its 16th straight win over FCS opponents, including three against the Lumberjacks (0-1).

Texas Tech coach Kliff Kingsbury wasn't too pleased with the offensive early on.

"I just didn't think offensively we played very technical -- kind of some streetball going on early," he said.

Jones AT&T Stadium (60,097)					
September 3, 2016					
<b>SCORE BY QUARTERS</b>	<b>1</b>	<b>2</b>	<b>3</b>	<b>4</b>	<b>FINAL</b>
Stephen F. Austin	0	3	7	7	17
Texas Tech	21	24	10	14	69

**SCORING SUMMARY**

QTR	Time	Team	Scoring Play	Drive / Time
1st	12:22	TTU	Batson, C. 13 yd pass from Mahomes, P. (Hatfield, C. kick)	10-75 / 2:38
	06:03	TTU	Coutee, K. 6 yd run (Hatfield, C. kick)	5-45 / 1:12
	01:10	TTU	Mahomes, P. 3 yd run (Hatfield, C. kick)	8-69 / 2:46
2nd	13:12	TTU	Mahomes, P. 7 yd run (Hatfield, C. kick)	6-78 / 1:40
	12:15	TTU	Giles, J. 22 yd pass from Mahomes, P. (Hatfield, C. kick)	1-22 / 0:08
	09:24	SFA	Ruiz, S. 43 yd field goal	11-49 / 2:51
	04:33	TTU	Cantrell, D. 8 yd pass from Mahomes, P. (Hatfield, C. kick)	4-93 / 1:20
3rd	00:17	TTU	Hatfield, C. 31 yd field goal	10-86 / 3:23
	07:50	TTU	Lauderdale, D. 14 yd pass from Mahomes (Hatfield, C. kick)	10-80 / 2:43
	02:42	SFA	Liggins, J. 9 yd pass from Conque, Z. (Ruiz, S. kick)	10-84 / 2:53
	01:08	TTU	Hatfield, C. 43 yd field goal	9-55 / 1:34
	00:17	TTU	Hatfield, C. 43 yd field goal	9-55 / 1:34
4th	12:11	SFA	Pace, T. 38 yd pass from Taylor, H. (Ruiz, S. kick)	5-75 / 1:38
	03:25	TTU	High, J. 9 yd pass from Shimonek, N. (Hatfield, C. kick)	12-70 / 3:31
	01:10	TTU	Dauphine, C. 27 yd run (Hatfield, C. kick)	1-27 / 0:18

**RUSHING:** Texas Tech - Mahomes, P. 10-57; Felton, Dem. 5-28; Stockton, J. 6-25; Dauphine, Corey 2-25; Coutee, Keke 1-6; Woodward, Caleb 1-2; Whitonek, Nic 3-minus 18. SFA - West, Joshawa 12-51; Amous, Kijana 7-36; Shaw, Jamall 5-5; Whitaker, Jacobly 2-minus 1; Taylor, Hunter 2-minus 5; TEAM 1-minus 9; Conque, Zach 6-minus 19.

**PASSING:** Texas Tech - Mahomes, P. 30-43-0-483; Shimonek, Nic 18-28-1-150. SFA - Conque, Zach 28-49-2-246; Taylor, Hunter 3-6-0-66.

**RECEIVING:** Texas Tech - Lauderdale, D. 7-49; High, Ja'Deion 6-54; Knutson, Kash 5-45; Giles, Jonathan 4-89; Stockton, J. 4-66; Batson, Cameron 3-24; White, Quinton 3-16; Davis, Reginald 2-80; Cantrell, Dylan 2-62; Willies, D. 2-47; Sadler, Ian 2-38; Brown, Tony 2-10; Vasher, T.J. 2-9; Shorts, Quan 1-16; Coutee, Keke 1-12; Rittimann, H. 1-9; Felton, Dem. 1-7. SFA - Liggins, Justice 10-80; Piper, Aaron 5-50; Sylvester, Robert 3-10; Pace, Tamrick 2-48; Hart, Trae 2-34; Hill, Kiki 2-20; Jones, Nick 2-19; West, Joshawa 2-9; Amous, Kijana 1-21; Taylor, Will 1-11; Ruffin, De'Quann 1-10.

**INTERCEPTIONS:** Texas Tech - Ward, Keenon 1-0; Nguema, Thierry 1-0. SFA - Starnes, Zack 1-0

**TACKLES (UA-A):** Texas Tech - Madison, Tevin 4-2; Jenkins, Malik 3-3; Nelson, Justis 5-0; Pipkins, Ondre 5-0; Ward, Keenon 5-0; Polite-Bray, DJ 4-0; Johnson, Jah. 2-2; Williams, Kris 2-2; Moore, Kevin 3-0; Hinton, D'Vonta 3-0; Brooks, Jordyn 2-1; Stice, Luke 2-1. SFA - Muhammad, Ahmad 4-3; Smith, Trevon 5-0; Walls, Marlon 5-0; Hall, Zach 4-1; Stone, George 3-1; Ghansah, Lawrence 2-2; Kanipes, Zack 2-2; Ward, Alize 3-0; Martin, Patrick 3-0; Starnes, Zack 3-0; Gregory, Alex 3-0; Williams, Germold 3-0; Miller, Price 2-1; Martin, Jack 2-1

**TEAM STATISTICS**

	SFA	TTU
FIRST DOWNS	24	37
RUSHES-YARDS (NET)	35-58	28-125
PASSING YDS (NET)	312	633
Passes Att-Comp-Int	55-31-2	71-48-1
TOTAL OFFENSE PLAYS-YARDS	90-370	99-758
Fumble Returns-Yards	0-0	0-0
Punt Returns-Yards	1-36	4-75
Kickoff Returns-Yards	7-146	2-42
Interception Returns-Yards	1-0	2-0
Punts (Number-Avg)	8-39.8	5-32.6
Fumbles-Lost	2-1	0-0
Penalties-Yards	3-25	7-42
Possession Time	30:46	29:14
Third-Down Conversions	5 of 17	7 of 15
Fourth-Down Conversions	0 of 2	0 of 1
Red-Zone Scores-Chances	2-3	9-9
Sacks By: Number-Yards	2-18	5-35

**GAME 2 • ARIZONA STATE 68, TEXAS TECH 55**

TEMPE, Ariz. -- Kalen Ballage tied an NCAA record by scoring eight touchdowns and had 185 all-purpose yards, helping Arizona State outlast Texas Tech 68-55 in a wild game Saturday night.

Two teams known for scoring points in bunches put on an offensive show in the desert, trading big plays and touchdowns on seemingly every snap.

Arizona State (2-0) opened up its playbook in an attempt to keep up with the Red Raiders.

Ballage was the focal point, scoring seven touchdowns on direct-snap runs and another on a 39-yard, double-reverse flea flicker. The junior matches the record set by Illinois' Howard Griffin in 1990.

Texas Tech (1-1) tried to keep up behind Patrick Mahomes, who threw for 540 yards and two touchdowns. The Red Raiders bogged down offensively in the second half, though, and had little defense against the quick-snapping Sun Devils.

Mahomes had two passes intercepted by Gump Hayes, including one that set up Ballage's seventh TD in the fourth quarter.

Ballage followed with a 75-yard run up the middle to match the record on his 13th touch of the game. He also tied the FBS record with four touchdowns in the second quarter.

Sun Devil Stadium (44,511)					
September 10, 2016					
<b>SCORE BY QUARTERS</b>	<b>1</b>	<b>2</b>	<b>3</b>	<b>4</b>	<b>FINAL</b>
Texas Tech	14	20	7	14	55
Arizona State	9	28	14	17	68

**SCORING SUMMARY**

QTR	Time	Team	Scoring Play	Drive / Time	
1st	10:13	ASU	Harry, N'Keal 10 yd pass from Wilkins, M. (Gonzalez, Z. kick)	6-43 / 1:44	
	07:12	TTU	Mahomes, P. 1 yd run (Hatfield, C. kick)	8-47 / 3:00	
	05:33	ASU	TEAM safety		
2nd	01:14	TTU	Willies, D. 59 yd pass from Mahomes, P. (Hatfield, C. kick)	6-98 / 1:46	
	13:17	ASU	Ballage, K. 1 yd run (Gonzalez, Z. kick)	7-75 / 2:57	
	12:55	TTU	Stockton, J. 75 yd pass from Mahomes, P. (Hatfield, C. kick)	2-75 / 0:22	
	11:18	ASU	Ballage, K. 39 yd pass from Wilkins, M. (Gonzalez, Z. kick)	4-85 / 1:24	
	08:30	ASU	Ballage, K. 1 yd run (Gonzalez, Z. kick)	5-50 / 1:53	
	05:21	TTU	Cantrell, D. 11 yd pass from Mahomes (Hatfield kick failed)	9-75 / 3:09	
	02:17	ASU	Ballage, K. 4 yd run (Gonzalez, Z. kick)	9-74 / 2:55	
	00:53	TTU	Giles, J. 13 yd pass from Mahomes, P. (Hatfield, C. kick)	9-75 / 1:24	
	3rd	11:45	TTU	Stockton, J. 1 yd run (Hatfield, C. kick)	9-75 / 3:15
		08:32	ASU	Ballage, K. 2 yd run (Gonzalez, Z. kick)	7-84 / 3:08
00:43		ASU	Ballage, K. 7 yd run (Gonzalez, Z. kick)	15-80 / 5:00	
4th	10:57	ASU	Ballage, K. 1 yd run (Gonzalez, Z. kick)	1-1 / 0:04	
	09:23	TTU	Felton, D. 5 yd run (Hatfield, C. kick)	6-75 / 1:34	
	09:11	ASU	Ballage, K. 75 yd run (Gonzalez, Z. kick)	1-75 / 0:12	
	08:16	TTU	Batson, C. 66 yd pass from Mahomes, P. (Hatfield, C. kick)	4-75 / 0:55	
	03:04	ASU	Gonzalez, Z. 43 yd field goal	11-53 / 5:06	

**RUSHING:** Texas Tech - Mahomes, P. 11-44; Stockton, J. 7-20; Felton, Dem. 1-5; White, Quinton 2-4; Team 1-minus 1. Arizona State - Ballage, Kalen 13-137; Richard, Demario 30-109; Wilkins, Manny 10-55.

**PASSING:** Texas Tech - Mahomes, P. 38-53-2-540. Arizona State - Wilkins, Manny 28-37-0-351.

**RECEIVING:** Texas Tech - Batson, Cameron 9-148; Giles, Jonathan 9-71; Lauderdale, D. 7-57; Stockton, J. 3-95; Cantrell, Dylan 3-25; White, Quinton 2-34; Willies, D. 1-59; Sadler, Ian 1-22; Davis, Reginald 1-16; Coutee, Keke 1-8; Felton, Dem. 1-5. Arizona State - Harry, N'Keal 6-72; White, Tim 6-40; Harvey, Jalen 4-39; Richard, Demario 3-31; Gammage, Fred 3-31; Kohl, Kody 2-67; Ballage, Kalen 2-48; Smith, Cameron 2-23.

**INTERCEPTIONS:** Texas Tech - None; Arizona State- Hayes, D. 2-19.

**TACKLES (UA-A):** Texas Tech - Brooks, Jordyn 10-0; Jenkins, Malik 7-1; Stice, Luke 7-0; Nguema, Thierry 7-0; Nelson, Justis 5-1; Ward, Keenon 5-1; Johnson, Jah. 4-1; Polite-Bray, DJ 4-1; Williams, Kris 4-0; Hill, Kolin 3-1; Stringer, B. 3-0; Madison, Tevin 3-0; Moore, Gary 3-0; Gilmore, L. 3-0. Arizona State - Orr, Kareem 8-0; Perry, Armand 5-2; Hayes, D. 5-1; Latu, Alani 4-1; Calhoun, DJ 4-1; Wicker, JoJo 4-0; Crump, Koron 3-0; Mendoza, Carlos 1-2;

**TEAM STATISTICS**

	TTU	ASU
FIRST DOWNS	28	34
RUSHES-YARDS (NET)	22-72	53-301
PASSING YDS (NET)	540	351
Passes Att-Comp-Int	53-38-2	37-28-0
TOTAL OFFENSE PLAYS-YARDS	75-612	90-652
Fumble Returns-Yards	0-0	0-0
Punt Returns-Yards	1-0	2-14
Kickoff Returns-Yards	0-0	8-179
Interception Returns-Yards	0-0	2-19
Punts (Number-Avg)	4-43.0	4-52.0
Fumbles-Lost	1-0	0-0
Penalties-Yards	9-94	6-60
Possession Time	23:46	36:14
Third-Down Conversions	6 of 13	9 of 16
Fourth-Down Conversions	1 of 1	2 of 2
Red-Zone Scores-Chances	5-5	7-7
Sacks By: Number-Yards	0-0	2-9



GAME 3 • TEXAS TECH 59, LOUISIANA TECH 45

LUBBOCK, Texas -- Patrick Mahomes II threw for five touchdowns, three to Jonathan Giles, and ran for another to lead Texas Tech past Louisiana Tech 59-45 on Saturday night.

Giles finished with six catches for 186 yards.

Mahomes threw touchdown passes of 64, 36, 9, 42 and 4. The junior, who came into the game leading the nation in total offense, completed 26 of 36 passes for 470 yards.

Demarcus Felton rushed for 123 yards on 16 carries and had two touchdowns.

The Bulldogs fell behind 35-10 and couldn't quell the Red Raiders up-tempo offense enough to pull off a comeback. They got within 11 points twice.

The Red Raiders (2-1) didn't punt at all on Saturday and scored on six of their first seven possessions.

Jarred Craft had 151 yards on 21 carries and Trent Taylor caught six passes for 166 yards for the Bulldogs (1-2).

Table with columns: SCORE BY QUARTERS, 1, 2, 3, 4, FINAL. Rows: Louisiana Tech, Texas Tech. Location: Jones AT&T Stadium (57,515) September 17, 2016.

SCORING SUMMARY

Table with columns: QTR, Time, Team, Scoring Play, Drive / Time. Rows: 1st, 2nd, 3rd, 4th quarters.

RUSHING: Louisiana Tech - CRAFT, Jarred 21-151; HIGGINS, Ryan 8-57; BONNETTE, R. 1-29; HENDERSON, C. 1-11; SCOTT, Boston 2-7; MCKNIGHT, K. 3-6. Texas Tech- Felton, Dem. 16-123; Mahomes II, Patrick 12-37; Stockton, Justin 11-34; White, Jr., Quinton 2-4; Team 2-minus 2.

PASSING: Louisiana Tech - HIGGINS, Ryan 20-32-0-311. Texas Tech - Mahomes II, Patrick 26-36-0-470.

RECEIVING: Louisiana Tech - HENDERSON, C. 9-130; TAYLOR, Trent 7-166; SMITH, Alfred 2-4; SCOTT, Boston 1-9; CRAFT, Jarred 1-2. Texas Tech - Giles, Jonathan 6-186; Cantrell, Dylan 6-81; Willies, Derrick 3-38; Stockton, Justin 3-30; Sadler, Ian 2-53; Batson, Cameron 2-25; Lauderdale, Devin 1-27; White, Jr., Quinton 1-12; Coutee, Keke 1-9; Davis III, Reginald 1-9.

INTERCEPTIONS: Louisiana Tech - None. Texas Tech - None.

FUMBLES: Louisiana Tech- CRAFT, Jarred 1-0. Texas Tech- Mahomes II, Patrick 1-0.

TACKLES (UA-A): Louisiana Tech - COOPER, S. 11-1; FARRIS, Russell 5-3; HARRIS, Jordan 6-1; KING, DaMarion 4-1; WOODS, Xavier 4-0; FERGUSON, J. 3-1; SANTOS, Dalton 2-2; GROGAN, Lloyd 3-0; NOLAND, C. 3-0; YDARRAGA, M. 2-0; DUNN, Roland 2-0; GARNER, K. 2-0; TURNER, I. 1-0; BRADFORD, J. 1-0; LEWIS, Ronald 1-0; SAM, Prince 1-0; TRAVIS, Darrell 1-0; LEWIS, Darryl 0-1; WOODALL, Alex 0-1; SPENCER, Trey 0-1. Texas Tech - Johnson, Jah'Shawn 8-0; Brooks, Jordyn 4-3; Hinton, D'Vonta 4-2; Jenkins, Malik 3-2; Coleman, Douglas 3-2; Nguema, Thierry 4-0; Hill, Kolin 3-0; Nelson, Justis 2-1; Ward, Keenon 2-0; Moore, Gary 1-1; Wallace, Joseph 1-1; Williams, Kris 1-1; Pipkins, Ondre 1-1; Fehoko, Breiden 1-0; Allen, Kisean 1-0; Wesley, Antoine 1-0; Hendrix, Payton 1-0; Ward, Da'Leon 0-1; Stice, Luke 0-1.

TEAM STATISTICS

Table with columns: LATECH, TTU. Rows: FIRST DOWNS, RUSHES-YARDS (NET), PASSING YDS (NET), Passes Att-Comp-Int, TOTAL OFFENSE PLAYS-YARDS, Fumble Returns-Yards, Punt Returns-Yards, Kickoff Returns-Yards, Interception Returns-Yards, Punts (Number-Avg), Fumbles-Lost, Penalties-Yards, Possession Time, Third-Down Conversions, Fourth-Down Conversions, Red-Zone Scores-Chances, Sacks By: Number-Yards.

GAME 4 • TEXAS TECH 55, KANSAS 19

LUBBOCK, Texas -- Backup quarterback Nic Shimonek threw for four touchdowns and 271 yards to lead Texas Tech past Kansas 55-19 Thursday night in each team's Big 12 opener.

Table with columns: SCORE BY QUARTERS, 1, 2, 3, 4, FINAL. Rows: Kansas, Texas Tech. Location: Jones AT&T Stadium (56,494) September 29, 2016.

Shimonek came in after starter Patrick Mahomes II, who also threw for four TDs, got injured in the third quarter.

Mahomes, who threw for 277 yards and had one interception, left the game after a 32-yard run that ended with him going down hard on his right shoulder. After being checked briefly on the sideline, he tried to throw one pass before going into the locker room for further evaluation.

Shimonek threw TDs for 4, 37, 31 and 59 yards, while Mahomes' scoring strikes were for 14, 18, 17 and 6.

Jonathan Giles led Texas Tech (3-1) with 12 catches for 219 yards. The defeat for Kansas (1-3) made it 40 straight losses in games away from Lawrence, Kansas. The Red Raiders have scored at least 50 points in nine straight home games.

SCORING SUMMARY

Table with columns: QTR, Time, Team, Scoring Play, Drive / Time. Rows: 1st, 2nd, 3rd, 4th quarters.

RUSHING: Kansas-Kinner, Ke'aun 9-45; Herbert, Khalil 7-22; Taylor Martin 4-13; Stanley, Carter 1-3; Loneker, Keith 1-0; Evans, Denzell 1-minus 1; TEAM 1-minus 7; Willis, Ryan 4-minus 29. Texas Tech- Felton, Dem. 11-48; Mahomes II, Patrick 8-27; Stockton, Justin 3-7; Shimonek, Nic 1-minus 2; Baughman, Erik 1-minus 7. PASSING: Kansas-Willis, Ryan 14-26-0-142; Cozart, Montell 9-20-1-97; Stanley, Carter 2-2-0-11. Texas Tech-Mahomes II, Patrick 27-34-1-277; Shimonek, Nic 15-21-0-271.

RECEIVING: Kansas-Sims, Steven 6-59; Johnson, Ben 5-86; Gonzalez, L. 5-51; Booker, J. 3-14; Harrell, Chase 2-24; Barbel, Shakiem 1-9; Hartzog, Bobby 1-5; Kinner, Ke'aun 1-3; Herbert, Khalil 1-minus 1. Texas Tech-Giles, Jonathan 12-219; Batson, Cameron 8-88; Cantrell, Dylan 5-70; Lauderdale, Devin 4-24; Coutee, Keke 3-73; Sadler, Ian 3-35; Felton, Dem. 2-13; Stockton, Justin 2-minus 8; Brown, Tony 1-19; White, Jr., Quinton 1-9; Willies, Derrick 1-6.

INTERCEPTIONS: Kansas-Smithson, Fish 1-0. Texas Tech-Johnson, Jah'Shawn 1-0.

FUMBLES: Kansas-TEAM 1-1; Willis, Ryan 1-0. Texas Tech-Mahomes II, Patrick 1-0; Baughman, Erik 1-0; Batson, Cameron 1-1.

SACKS (UA-A): Kansas-Armstrong, D. 2-0; Rosser, Cameron 1-0. Texas Tech-Williams, Kris 3-0; Fehoko, Breiden 1-0.

TACKLES (UA-A): Kansas-Lee, Mike 8-1; Arnick, C. 4-1; Roberts, M. 4-1; Smithson, Fish 3-2; Shaw, Tevin 3-2; Miller, Tyrone 4-0; Mosby, Damani 3-1; Armstrong, D. 3-0; Rosser, Cameron 3-0; Torneden, Bryce 2-1; Ogletree, M. 2-0; Loneker, Keith 1-1; Bates, Bazie 1-1; Graham, Chevy 1-1; Bean, Isaiah 1-1; Wise, Daniel 1-1; Stewart, B. 1-0; Davis, Deelsaac 1-0; Olobia, Anthony 1-0; Williams, D.J. 1-0; Patrick, Tyler 1-0; Klusman, Logan 0-1; Neal, Derrick 0-1. Texas Tech-Smith, Desmon 5-1; Nguema, Thierry 5-0; Allen, Kisean 4-1; Polite-Bray, DJ 4-1; Johnson, Jah'Shawn 4-1; Stringer, Brayden 3-2; Williams, Kris 4-0; Washington, B. 3-0; Moore, Gary 2-1; Nelson, Justis 2-1; Brooks, Jordyn 2-1; Hill, Kolin 1-2; Hinton, D'Vonta 2-0; Fehoko, Breiden 2-0; Moore, Kevin 1-0; Thomas, Mychealon 1-0; Coleman, Douglas 1-0; Reed, Mason 0-1; Stice, Luke 0-1; Pipkins, Ondre 0-1.

TEAM STATISTICS

Table with columns: KU, TTU. Rows: FIRST DOWNS, RUSHES-YARDS (NET), PASSING YDS (NET), Passes Att-Comp-Int, TOTAL OFFENSE PLAYS-YARDS, Fumble Returns-Yards, Punt Returns-Yards, Kickoff Returns-Yards, Interception Returns-Yards, Punts (Number-Avg), Fumbles-Lost, Penalties-Yards, Possession Time, Third-Down Conversions, Fourth-Down Conversions, Red-Zone Scores-Chances, Sacks By: Number-Yards.



**GAME 5 • KANSAS STATE 44, TEXAS TECH 38**

MANHATTAN, Kan. (AP) -- Kansas State scored touchdowns on defense and special teams, shut down high-flying Texas Tech in the second half and held on for a 44-38 victory over the Red Raiders on Saturday night.

Bill Snyder Family Stadium (51,540)					
October 8, 2016					
<b>SCORE BY QUARTERS</b>	<b>1</b>	<b>2</b>	<b>3</b>	<b>4</b>	<b>FINAL</b>
Texas Tech	14	14	3	7	38
Kansas State	14	17	0	13	44

Jesse Ertz scored on the ground and through the air, Charles Jones ran for 128 yards and another touchdown, and Matt McCrane hit three field goals as the Wildcats (3-2, 1-1 Big 12) beat the Red Raiders (3-2, 1-1) for the fifth time in their last six meetings.

Patrick Mahomes II, despite an ailing shoulder, still threw for 504 yards and two touchdowns while running for three more scores. But the Red Raiders' junior quarterback also threw a pick that was returned for seven and failed to convert three fourth downs in the second half.

The Wildcats' Byron Pringle returned a kickoff 99 yards for a score with 1:31 remaining in the half, giving Kansas State a 31-28 advantage.

Late in the third quarter, a sack gave the Wildcats the ball at the Texas Tech 47 -- and set them up for a touchdown that made it 38-31.

**SCORING SUMMARY**

QTR	Time	Team	Scoring Play	Drive / Time
1st	09:48	TTU	Mahomes II, Patrick 1 yd run (Hatfield, Clayton kick),	14-85 5:12
	06:28	KS	Zuber, Isaiah 12 yd pass from Ertz, Jesse (McCrane, M. kick)	7-66 3:12
	04:19	KS	Reed, D.J. 35 yd interception return (McCrane, M. kick)	
2nd	02:38	TTU	Coutee, Keke 61 yd pass from Mahomes II (Hatfield kick)	4-75 1:41
	14:09	KS	McCrane, M. 20 yd field goal	9-57 3:23
	11:19	TTU	Mahomes II, Patrick 16 yd run (Hatfield, Clayton kick)	7-68 2:42
	05:43	KS	Ertz, Jesse 1 yd run (McCrane, M. kick)	10-72 5:30
	01:47	TTU	Mahomes II, Patrick 3 yd run (Hatfield, Clayton kick)	11-80 3:51
3rd	01:31	KS	Pringle, Byron 99 yd kickoff return (McCrane, M. kick)	
	05:17	TTU	Hatfield, Clayton 34 yd field goal	6-45 2:18
4th	14:07	KS	Jones, Charles 2 yd run (McCrane, M. kick)	8-47 2:36
	06:05	KS	McCrane, M. 25 yd field goal	12-71 6:28
	01:56	KS	McCrane, M. 42 yd field goal	4--5 2:17
	00:05	TTU	Batson, Cameron 15 yd pass from Mahomes (Hatfield kick)	8-75 1:51

**RUSHING:** Texas Tech-Felton, Dem. 14-66; White, Jr., Quinton 2-8; Mahomes II, Patrick 9-minus 3; Stockton, Justin 3-minus 8. **Kansas State**-Jones, Charles 19-128; Ertz, Jesse 10-83; Warmack, Dalvin 8-21; Dimel, Winston 1-1; TEAM 1-minus 2.

**PASSING:** Texas Tech-Mahomes II, Patrick 45-62-1-504; Batson, Cameron 1-1-0-25. **Kansas State**-Ertz, Jesse 10-20-0-104.

**RECEIVING:** Texas Tech-Cantrell, Dylan 10-81; Lauderdale, Devin 7-92; Batson, Cameron 6-56; Coutee, Keke 5-130; Giles, Jonathan 4-49; Davis III, Reginald 4-34; Sadler, Ian 3-26; Stockton, Justin 3-13; Willies, Derrick 2-18; White, Jr., Quinton 1-25; Felton, Dem. 1-5. **Kansas State**-Zuber, Isaiah 3-35; Pringle, Byron 2-26; Heath, D. 2-21; Burton, Deante 2-16; Jones, Charles 1-6.

**INTERCEPTIONS:** Texas Tech-None. **Kansas State**-Reed, D.J. 1-35.

**SACKS (UA-A):** Texas Tech-None. **Kansas State**-Willis, Jordan 2-0; Walker, Reggie 1-0.

**TACKLES (UA-A):** Texas Tech-Allen, Kisean 5-1; Brooks, Jordyn 5-1; Hinton, D'Vonta 5-0; Pipkins, Ondre 5-0; Moore, Gary 4-0; Banks, Paul 4-0; Stice, Luke 3-0; Fehoko, Breiden 3-0; Jenkins, Malik 3-0; Polite-Bray, DJ 2-0; Hill, Kolin 2-0; Johnson, Jah'Shawn 2-0; Williams, Kris 1-0; Washington, B. 1-0; Nelson, Justis 1-0; Nguema, Thierry 1-0. **Kansas State**-Shelley, Duke 9-0; Lee, Elijah 7-1; Adams, Kendall 7-0; Starks, Donnie 7-0; Reed, D.J. 7-0; Moore, C. 6-1; Barnett, Dante 4-0; Willis, Jordan 4-0; Walker, Reggie 3-0; Geary, Will 2-1; Tanking, Trent 2-0; Sullivan, E. 2-0; Wood, Tanner 1-1; Dozier, Cedric 1-0; Barnes, Alex 1-0; Mack, Ryan 1-0; Johnston, Chase 1-0.

**TEAM STATISTICS**

	TTU	KSU
FIRST DOWNS	33	21
RUSHES-YARDS (NET)	28-63	39-231
PASSING YDS (NET)	529	104
Passes Att-Comp-Int	63-46-1	20-10-0
TOTAL OFFENSE PLAYS-YARDS	91-592	59-335
Fumble Returns-Yards	0-0	0-0
Punt Returns-Yards	2-14	0-0
Kickoff Returns-Yards	5-83	6-181
Interception Returns-Yards	0-0	1-35
Punts (Number-Avg)	2-52.0	3-50.3
Fumbles-Lost	0-0	0-0
Penalties-Yards	9-100	6-50
Possession Time	31:22	28:38
Third-Down Conversions	9 of 16	4 of 11
Fourth-Down Conversions	0 of 3	1 of 1
Red-Zone Scores-Chances	5-6	6-6
Sacks By: Number-Yards	0-0	3-33



THE LAST TIME TEXAS TECH...

OFFENSE (TEAM)

SCORING (All Games)

Scored 50 or more points 59, vs. Kansas (2016)
Scored 60 or more points 69, vs. Stephen F. Austin (2016)
Scored 70 or more points 75, vs. Northwestern State (2007)
Scored 80 or more points 80, vs. Sam Houston State (2005)

Was held to 10 or fewer points 6, vs. #2 Oklahoma State (2011)
Was held to 7 or fewer points 6, vs. #2 Oklahoma State (2011)
Was held to 3 or fewer points 3, at #20 TCU (2006)
Was shutout 0, at #2 Nebraska (1997)
Was shutout in back-to-back games vs. SMU, 0-14, at Rice, 0-14 (1962)
Was held without an offensive touchdown vs. #2 Oklahoma State (2011)
Was held without a touchdown at #20 TCU (2006)

Allowed 50 or more points 68, at Arizona State (2016)
Allowed 60 or more points 68, at Arizona State (2016)
Allowed 70 or more points 70, vs. #12 Oklahoma State (2015)
Allowed 80 or more points 82, at #10 TCU (2014)

Shutout opponent vs. Southeastern Louisiana, 62-0 (2006)
Shutout opponent in back-to-back games at Texas Wesleyan, 13-0 at New Mexico, 27-0 (1949)
Shutout opponent in a half at Kansas, 20-0 (2015)
Held opponent without an offensive touchdown vs. Northwestern State, 44-6 (2012)

SCORING (Home Games)

Scored 50 or more points 59, vs. Kansas (2016)
Scored 60 or more points 69, vs. Stephen F. Austin (2016)
Scored 70 or more points 75, vs. Northwestern State (2007)
Scored 80 or more points 80, vs. Sam Houston State (2005)

Was held to 10 or fewer points 6, vs. #2 Oklahoma State (2011)
Was held to 7 or fewer points 6, vs. #2 Oklahoma State (2011)
Was held to 3 or fewer points 3, vs. #1 Nebraska (2000)
Was shutout 0, vs. #20 Arkansas (1987)
Was held without an offensive touchdown vs. #2 Oklahoma State (2011)
Was held without a touchdown vs. #1 Nebraska (2000)

Allowed 50 or more points 70, vs. #12 Oklahoma State (2015)
Allowed 60 or more points 70, vs. #12 Oklahoma State (2015)

Shutout opponent vs. Southeastern Louisiana, 62-0 (2006)
Held opponent without an offensive touchdown vs. Northwestern State, 44-6 (2012)
Shutout opponent in a half vs. #24 TCU (2013)

SCORING (Away Games)

Scored 50 or more points 55, at Arizona State (2016)
Scored 60 or more points 63, at #19 Kansas (2008)
Scored 70 or more points N/A

Was held to 10 or fewer points 7, at #16 Oklahoma (2010)
Was held to 7 or fewer points 7, at #16 Oklahoma (2010)
Was held to 3 or fewer points 3, at #20 TCU (2006)
Was shutout 0, at #2 Nebraska (1997)
Was held without an offensive touchdown at #20 TCU (2006)
Was held without a touchdown at #20 TCU (2006)

Allowed 50 or more points 68, at Arizona State (2016)
Allowed 60 or more points 68, at Arizona State (2016)
Allowed 70 or more points 82, at #10 TCU (2014)

Shutout opponent at Baylor, 28-0 (2005)
Held opponent without an offensive touchdown at #20 TCU, 3-12 (2006)
Shutout opponent in a half at Kansas, 20-0 (2015)

TOTAL OFFENSE

Had 550 or more total yards 592, at Kansas State (2016)
Had 600 or more total yards 621, vs. Kansas (2016)
Had 650 or more total yards 666, vs. Louisiana Tech (2016)
Had 700 or more total yards 758, vs. Stephen F. Austin (2016)
Had 750 or more total yards 758, vs. Stephen F. Austin (2016)

Was held to 300 or fewer total yards 270, vs. #2 Oklahoma State (2011)
Was held to 250 or fewer total yards 144, vs. #4 Texas (2010)
Was held to 200 or fewer total yards 144, vs. #4 Texas (2010)
Was held to 150 or fewer total yards 144, vs. #4 Texas (2010)
Was held to 100 or fewer total yards 90, vs. #8 Miami (Fla.) (1990)

RUSHING ATTEMPTS

Had 40 or more rushing attempts 43, vs. Louisiana Tech (2016)
Had 45 or more rushing attempts 51, at Texas (2015)
Had 50 or more rushing attempts 51, at Texas (2015)
Had 55 or more rushing attempts 55, at Baylor (1999)
Had 60 or more rushing attempts 61, vs. North Texas (1998)
Had 64 or more rushing attempts 64, vs. #20 Texas A&M (1997)

Was held to 20 or fewer rushing attempts 14, at #22 Kansas State (2014)
Was held to 15 or fewer rushing attempts 14, at #22 Kansas State (2014)
Was held to 10 or fewer rushing attempts 7, at #15 Texas (2007)

RUSHING OFFENSE

Had 200 or more rushing yards 293, at Texas (2015)
Had 250 or more rushing yards 293, at Texas (2015)
Had 300 or more rushing yards 325, vs. New Mexico (2012)
Had 350 or more rushing yards 453, vs. Louisiana-Lafayette (1997)
Had 400 or more rushing yards 453, vs. Louisiana-Lafayette (1997)
Had 450 or more rushing yards 482, vs. Baylor (1996)

Was held to 50 or fewer rushing yards 29, vs. #22 LSU (2015)
Was held to 40 or fewer rushing yards 29, vs. #22 LSU (2015)
Was held to 30 or fewer rushing yards 29, vs. #22 LSU (2015)
Was held to 20 or fewer rushing yards -14, vs. #25 Texas (2010)
Was held to 10 or fewer rushing yards -14, vs. #25 Texas (2010)
Was held to negative rushing yards -14, vs. #25 Texas (2010)

RUSHING TOUCHDOWNS

Had 4 or more rushing touchdowns 4, vs. Stephen F. Austin (2016)
Had 5 or more rushing touchdowns 5, at Texas (2015)
Was held without a rushing touchdown vs. Kansas (2016)
Was held without a rushing TD in back-to-back games at #24 Oklahoma State/at #22 Kansas State (2014)
Was held without a rushing TD in 3 consecutive games 5 games (2006)

PASSING ATTEMPTS

Had 60 or more passing attempts 63, at Kansas State (2016)
Had 65 or more passing attempts 71, vs. Stephen F. Austin (2016)
Had 70 or more passing attempts 71, vs. Stephen F. Austin (2016)
Had 75 or more passing attempts 78, vs. Iowa State (2003)

Was held to 35 or fewer passing attempts 31, at Arkansas (2015)
Was held to 30 or fewer passing attempts 25, vs. Nebraska (2008)
Was held to 25 or fewer passing attempts 25, vs. Nebraska (2008)
Was held to 20 or fewer passing attempts 17, vs. Oklahoma (1999)
Was held to 15 or fewer passing attempts 14, vs. Iowa State (1999)
Was held to 10 or fewer passing attempts 10, at Texas (1997)



**THE LAST TIME TEXAS TECH...**

**PASSING COMPLETIONS**

Had 47 or more passing completions \_\_\_\_\_ 48, vs. Stephen F. Austin (2016)  
 Had 48 or more passing completions \_\_\_\_\_ 48, vs. Stephen F. Austin (2016)  
 Had 49 or more passing completions \_\_\_\_\_ 50, vs. SMU (2007)  
 Had 50 or more passing completions \_\_\_\_\_ 50, vs. SMU (2007)  
 Had 51 or more passing completions \_\_\_\_\_ 52, vs. Iowa State (2003)  
 Had 52 or more passing completions \_\_\_\_\_ 52, vs. Iowa State (2003)

Was held to 20 or fewer passing completions \_\_\_\_\_ 17, at UTEP (2014)  
 Was held to 16 or fewer passing completions \_\_\_\_\_ 16, vs. #13 Alabama (2005)  
 Was held to 10 or fewer passing completions \_\_\_\_\_ 9, vs. Oklahoma (1999)  
 Was held to 8 or fewer passing completions \_\_\_\_\_ 8, vs. Iowa State (1999)  
 Was held to 5 or fewer passing completions \_\_\_\_\_ 3, at Texas (1997)

**PASSING OFFENSE**

Had 400 or more passing yards \_\_\_\_\_ 529, at Kansas State (2016)  
 Had 450 or more passing yards \_\_\_\_\_ 529, at Kansas State (2016)  
 Had 500 or more passing yards \_\_\_\_\_ 529, at Kansas State (2016)  
 Had 550 or more passing yards \_\_\_\_\_ 633, vs. Stephen F. Austin (2016)  
 Had 600 or more passing yards \_\_\_\_\_ 633, vs. Stephen F. Austin (2016)  
 Had 650 or more passing yards \_\_\_\_\_ 669, vs. Kansas State (2005)

Was held to 200 or fewer passing yards \_\_\_\_\_ 199, at West Virginia (2015)  
 Was held to 150 or fewer passing yards \_\_\_\_\_ 144, at #16 Oklahoma (2010)  
 Was held to 100 or fewer passing yards \_\_\_\_\_ 74, vs. Oklahoma State (1998)  
 Was held to 50 or fewer passing yards \_\_\_\_\_ 42, vs. Rice (1989)

**PASSING TOUCHDOWNS**

Had 5 or more passing touchdowns \_\_\_\_\_ 8, vs. Kansas (2016)  
 Had 6 or more passing touchdowns \_\_\_\_\_ 8, vs. Kansas (2016)  
 Had 7 or more passing touchdowns \_\_\_\_\_ 8, vs. Kansas (2016)  
 Had 8 or more passing touchdowns \_\_\_\_\_ 8, vs. Kansas (2016)

Was held without a passing TD \_\_\_\_\_ vs. Texas (2014)  
 Was held without a passing TD in back-to-back games \_\_\_\_\_ vs. Oklahoma/at #24 OSU (1997)  
 Was held without a passing TD in 3 consecutive games \_\_\_\_\_ 7 games (1997)

**PASSING INTERCEPTIONS**

Had 3 or more passing interceptions \_\_\_\_\_ 4, at #15 Oklahoma (2015)  
 Had 4 or more passing interceptions \_\_\_\_\_ 4, at #15 Oklahoma (2015)  
 Had 5 or more passing interceptions \_\_\_\_\_ 5, vs. #1 Oklahoma (2003)

Went 3 consecutive games without a passing INT \_\_\_\_\_ 3 games (2011)  
 Went 4 consecutive games without a passing INT \_\_\_\_\_ 5 games (1997)  
 Went 5 consecutive games without a passing INT \_\_\_\_\_ 5 games (1997)

**FUMBLES ALLOWED**

Had 3 or more fumbles \_\_\_\_\_ 3 (lost 0), vs. #22 LSU (2015)  
 Had 4 or more fumbles \_\_\_\_\_ 4 (lost 3), vs. #5 Baylor (2014)  
 Had 5 or more fumbles \_\_\_\_\_ 5 (lost 2), at #2 Texas (2009)  
 Had 6 or more fumbles \_\_\_\_\_ 6 (lost 3), vs. #16 NC State (2002)  
 Had 7 or more fumbles \_\_\_\_\_ 7 (lost 2), at #21 Kansas State (1996)

Went back-to-back games without a fumble \_\_\_\_\_ 2 games (2008)

**TURNOVERS ALLOWED**

Had 4 or more turnovers \_\_\_\_\_ 4, at Texas (2015)  
 Had 5 or more turnovers \_\_\_\_\_ 5, vs. Texas A&M (2009)  
 Had 6 or more turnovers \_\_\_\_\_ 6, vs. Colorado (2003)

Did not commit a turnover \_\_\_\_\_ vs. Louisiana Tech (2016)  
 Went back-to-back games without a turnover \_\_\_\_\_ 2 games (2005)

**DEFENSE (TEAM)**

**SCORING DEFENSE**

Shutout its opponent \_\_\_\_\_ 0, vs. Southeastern Louisiana (2006)  
 Allowed 3 or fewer points \_\_\_\_\_ 0, vs. Southeastern Louisiana (2006)  
 Allowed 7 or fewer points \_\_\_\_\_ 7, vs. Texas State (2013)  
 Allowed 10 or fewer points \_\_\_\_\_ 7, vs. Texas State (2013)

Didn't allow an offensive touchdown \_\_\_\_\_ vs. Northwestern State (2012)  
 Didn't allow a touchdown \_\_\_\_\_ vs. Northwestern State (2012)

**SCORING DEFENSE (Home Games)**

Allowed 10 or fewer points \_\_\_\_\_ 7, vs. Texas State (2013)  
 Allowed 7 or fewer points \_\_\_\_\_ 7, vs. Texas State (2013)  
 Allowed 3 or fewer points \_\_\_\_\_ 0, vs. Southeastern Louisiana (2006)  
 Shutout its opponent \_\_\_\_\_ vs. Southeastern Louisiana (2006)  
 Held its opponent without an offensive touchdown \_\_\_\_\_ 0, vs. Southeastern Louisiana (2006)  
 Held its opponent without a touchdown \_\_\_\_\_ 0, vs. Southeastern Louisiana (2006)

Allowed 50 or more points \_\_\_\_\_ 70, vs. #12 Oklahoma State (2015)  
 Allowed 60 or more points \_\_\_\_\_ 70, vs. #12 Oklahoma State (2015)

**SCORING DEFENSE (Away Games)**

Allowed 10 or fewer points \_\_\_\_\_ 10, at Texas State (2012)  
 Allowed 7 or fewer points \_\_\_\_\_ 7, at Baylor (2007)  
 Allowed 3 or fewer points \_\_\_\_\_ 0, at Baylor (2005)  
 Shutout its opponent \_\_\_\_\_ 0, at Baylor (2005)  
 Held its opponent without an offensive touchdown \_\_\_\_\_ at SMU (2007)  
 Held its opponent without a touchdown \_\_\_\_\_ at SMU (2007)

Allowed 50 or more points \_\_\_\_\_ 68, at Arizona State (2016)  
 Allowed 60 or more points \_\_\_\_\_ 68, at Arizona State (2016)  
 Allowed 70 or more points \_\_\_\_\_ 82, at #10 TCU (2014)

**TOTAL DEFENSE**

Allowed 300 or fewer total yards \_\_\_\_\_ 296, vs. Kansas (2016)  
 Allowed 250 or fewer total yards \_\_\_\_\_ 240, vs. Texas State (2013)  
 Allowed 200 or fewer total yards \_\_\_\_\_ 189, at Iowa State (2012)  
 Allowed 150 or fewer total yards \_\_\_\_\_ 127, vs. New Mexico (2012)  
 Allowed 125 or fewer total yards \_\_\_\_\_ 84, vs. Northwestern State (2012)  
 Allowed 100 or fewer total yards \_\_\_\_\_ 84, vs. Northwestern State (2012)

Allowed 500 or more total yards \_\_\_\_\_ 572, vs. Louisiana Tech (2016)  
 Allowed 550 or more total yards \_\_\_\_\_ 572, vs. Louisiana Tech (2016)  
 Allowed 600 or more total yards \_\_\_\_\_ 652, at Arizona State (2016)  
 Allowed 650 or more total yards \_\_\_\_\_ 652, at Arizona State (2016)  
 Allowed 700 or more total yards \_\_\_\_\_ 750, vs. #3 TCU (2015)  
 Allowed 750 or more total yards \_\_\_\_\_ 750, vs. #3 TCU (2015)

**DEFENSIVE FIRST DOWNS ALLOWED**

Allowed 12 or fewer first downs \_\_\_\_\_ 11, vs. Texas State (2013)  
 Allowed 10 or fewer first downs \_\_\_\_\_ 8, vs. New Mexico (2012)  
 Allowed 9 or fewer first downs \_\_\_\_\_ 8, vs. New Mexico (2012)  
 Allowed 7 or fewer first downs \_\_\_\_\_ 6, vs. Northwestern State (2012)  
 Allowed 5 or fewer first downs \_\_\_\_\_ 5, vs. North Texas (1998)

Allowed 30 or more first downs \_\_\_\_\_ 34, at Arizona State (2016)  
 Allowed 35 or more first downs \_\_\_\_\_ 35, at #15 Oklahoma (2015)

**TACKLES FOR A LOSS**

Recorded 12 or more tackles for a loss \_\_\_\_\_ 12, vs. Texas State (2013)  
 Recorded 13 or more tackles for a loss \_\_\_\_\_ 14, vs. Rice (2009)  
 Recorded 14 or more tackles for a loss \_\_\_\_\_ 14, vs. Rice (2009)  
 Recorded 15 or more tackles for a loss \_\_\_\_\_ 15, vs. Baylor (2002)

Was held without a tackle for a loss \_\_\_\_\_ 0.0, vs. Houston (2010)



THE LAST TIME TEXAS TECH...

RUSHING DEFENSE

Allowed 70 or fewer rushing yards 46, vs. Kansas (2016)
Allowed 60 or fewer rushing yards 46, vs. Kansas (2016)
Allowed 50 or fewer rushing yards 46, vs. Kansas (2016)
Allowed 40 or fewer rushing yards 13, vs. Northwestern State (2012)
Allowed 30 or fewer rushing yards 13, vs. Northwestern State (2012)
Allowed 20 or fewer rushing yards 13, vs. Northwestern State (2012)
Allowed 10 or fewer rushing yards 9, vs. Fresno State (1998)
Allowed 0 or fewer rushing yards -12, at #21 Kansas State (1996)
Allowed -10 or fewer rushing yards -12, at #21 Kansas State (1996)
Allowed 250 or more rushing yards 261, vs. Louisiana Tech (2016)
Allowed 300 or more rushing yards 301, at Arizona State (2016)
Allowed 350 or more rushing yards 384, vs. #22 LSU (2015)
Allowed 400 or more rushing yards 403, at Texas (2015)
Allowed 450 or more rushing yards 469, at Missouri (2003)

DEFENSIVE SACKS

Had 4 or more sacks 4, vs. Kansas (2016)
Had 5 or more sacks 5, vs. Stephen F. Austin (2016)
Had 6 or more sacks 6, vs. Kansas (2009)
Was held without a sack in back-to-back games 3, at Arkansas/vs. TCU/ vs. #5 Baylor (2015)

QUARTERBACK HURRIES

Had 5 or more quarterback hurries 7, vs. Kansas (2016)
Had 10 or more quarterback hurries 10, vs. Missouri (2002)
Had 13 or more quarterback hurries 13, at New Mexico (2002)
Had 15 or more quarterback hurries 16, vs. Oklahoma (2001)
Had 18 or more quarterback hurries 18, vs. Oklahoma State (2000)
Was held without a quarterback hurry in 3 consecutive games 3 games (2014)
Was held without a quarterback hurry in 5 consecutive games 5 games (2008)

PASSING DEFENSE

Allowed 100 or fewer passing yards 64, at Texas (2015)
Allowed 75 or fewer passing yards 64, at Texas (2015)
Allowed 60 or fewer passing yards 29, vs. Kansas (2012)
Allowed 50 or fewer passing yards 29, vs. Kansas (2012)
Allowed 45 or fewer passing yards 29, vs. Kansas (2012)
Allowed 40 or fewer passing yards 29, vs. Kansas (2012)
Allowed 30 or fewer passing yards 29, vs. Kansas (2012)
Allowed 25 or fewer passing yards 0, vs. Arkansas (1974)
Allowed 350 or more passing yards 351, at Arizona State (2016)
Allowed 400 or more passing yards 478, vs. #12 Oklahoma State (2015)
Allowed 450 or more passing yards 478, vs. #12 Oklahoma State (2015)
Allowed 500 or more passing yards 527, vs. #3 TCU (2015)

DEFENSIVE INTERCEPTIONS

Had 3 or more interceptions 3, vs. Iowa State (2015)
Had 4 or more interceptions 5, vs. SMU (2008)
Had 5 or more interceptions 5, vs. SMU (2008)
Had 6 or more interceptions 6, vs. Houston (1993)
Was held without an interception in 4 consecutive games 5 games (2012)
Was held without an interception in 5 consecutive games 5 games (2012)
Was held without an interception in 6 consecutive games 6 games (2011-2012)

PASS BREAKUPS

Had 10 or more pass breakups 11, vs. Houston (2010)
Had 15 or more pass breakups 16, vs. Oklahoma State (2002)
Was held without a pass breakup 0, at #25 Texas (2011)

FORCED TURNOVERS

Forced 3 or more turnovers 3, vs. Stephen F. Austin (2016)
Forced 4 or more turnovers 4, vs. Sam Houston State (2015)
Forced 5 or more turnovers 5, at #19 Kansas (2008)
Forced 6 or more turnovers 7, vs. Nebraska (2004)
Forced 7 or more turnovers 7, vs. Nebraska (2004)
Forced a turnover in back-to-back games vs. #22 LSU, vs. Stephen F. Austin (2015-16)
Forced a turnover in 10 consecutive games #5 BU, ISU, at KU, at #15 OU, vs. #12 OSU, at WVU, vs. KSU, at UT, #22 LSU, vs. Stephen F. Austin (2015-16)
Forced at least 2 turnovers in back-to-back games SHSU, UTEP, at Arkansas (2015)
Forced at least 2 turnovers in 3 consecutive games Iowa State, at Kansas, at #15 Oklahoma (2015)

Was held without a forced turnover in back-to-back games at Arizona State, vs. Louisiana Tech (2016)
Was held without a forced turnover in 3 consecutive games 5 games (2012)
Was held without a forced turnover in 3 consecutive games 5 games (2012)

FORCED FUMBLES

Forced 4 or more fumbles 4 (lost 3), at Kansas (2013)
Forced 5 or more fumbles 5 (lost 4), vs. Colorado (1999)
Forced 6 or more fumbles 7 (lost 4), vs. #5 Nebraska (1996)
Forced 7 or more fumbles 7 (lost 4), vs. #5 Nebraska (1996)
Was held without a forced fumble in back-to-back games at Arizona State, vs. Louisiana Tech (2016)
Was held without a forced fumble in 3 or more consecutive games 5 games (2012)
Was held without a forced fumble in 4 or more consecutive games 5 games (2012)
Was held without a forced fumble in 5 or more consecutive games 5 games (2012)
Was held without a forced fumble in 7 or more consecutive games 7 games (2004)

RECOVERED FUMBLES

Recovered 3 or more fumbles 3, at Kansas (2013)
Recovered 4 or more fumbles 4, vs. Texas State (2011)
Was held without a recovered fumble in 3 or more consecutive games #3 TCU/ #5 BAY/ ISU (2015)
Was held without a recovered fumble in 4 or more consecutive games 9 games (2012-13)
Was held without a recovered fumble in 5 or more consecutive games 9 games (2012-13)
Was held without a recovered fumble in 6 or more consecutive games 9 games (2012-13)
Was held without a recovered fumble in 7 or more consecutive games 9 games (2012-13)
Was held without a recovered fumble in 8 or more consecutive games 9 games (2012-13)
Was held without a recovered fumble in 9 or more consecutive games 9 games (2012-13)

DEFENSIVE MISC.

Returned an interception for a touchdown at Kansas (2015)
Returned 2 interceptions for touchdowns vs. Oklahoma State (2000)
Recorded an interception on the opponent's first offensive play vs. Iowa State (2015)
Returned a fumble for a touchdown vs. Texas (2014)
Returned a fumble for a TD to win the game with under 1:00 0:48, vs. Fresno State (1998)
Recorded a safety vs. Stephen F. Austin (2013)



**THE LAST TIME TEXAS TECH...**

**SPECIAL TEAMS (TEAM)**

**PUNT RETURN**

Had 100 or more punt return yards \_\_\_\_\_ 113, at Nevada (2008)  
 Had 150 or more punt return yards \_\_\_\_\_ 166, at #23 Texas A&M (2002)  
 Returned a punt for a touchdown \_\_\_\_\_ at Nevada (2008) - Eric Morris, 86 yds  
 Blocked a punt \_\_\_\_\_ vs. #12 Oklahoma State (2013) - Kerry Hyder  
 Blocked 2 punts \_\_\_\_\_ at New Mexico (2010) - Aaron Crawford & Jonathan Brydon  
 Returned a blocked punt for a touchdown \_\_\_\_\_ vs. Indiana State (2005) - Brandon Douglas, 2 yds

**KICKOFF RETURN**

Had 200 or more kick return yards \_\_\_\_\_ 256 (10 att.), vs. #20 Baylor (2011)  
 Returned a kickoff for a touchdown \_\_\_\_\_ vs. #12 Oklahoma State (2015) - Jakeem Grant, 100 yds  
 Returned an opening kickoff for a TD \_\_\_\_\_ vs. New Mexico (1973) - Lawrence Williams, 95 yds  
 Returned a kickoff for a TD in season opener \_\_\_\_\_ vs. Sam Houston State (2015) - Jakeem Grant, 94 yds

**PUNTING**

Had a punt blocked \_\_\_\_\_ vs. #12 Oklahoma State (2013)  
 Had a punt blocked and returned for a TD \_\_\_\_\_ at #24 Oklahoma State (2012) - 30 yds  
  
 Did not punt \_\_\_\_\_ vs. Louisiana Tech (2016)  
 Had 10 or more punts \_\_\_\_\_ 14, vs. #13 Kansas State (1997)  
 Forced 10 or more punts \_\_\_\_\_ 11, vs. Iowa State (2013)  
  
 Faked a punt and scored a touchdown \_\_\_\_\_ at Texas (2013) - P Ryan Erxleben (51-yd run)

**FIELD GOALS & PAT**

Blocked a PAT attempt \_\_\_\_\_ at Kansas (2011) - Terrance Bullitt  
 Blocked a field goal attempt \_\_\_\_\_ vs. Stephen F. Austin (2016) Lonzell Gilmore, 47 yds  
 Returned a blocked field goal for a TD \_\_\_\_\_ vs. Oklahoma State (2000) - Aaron Hunt/Lawrence Flugence - 79 Yds  
  
 Had a PAT blocked \_\_\_\_\_ at Kansas (2015)  
 Missed a PAT attempt \_\_\_\_\_ at Arizona State - Wide right (2016)  
 Had a field goal blocked \_\_\_\_\_ vs. Minnesota (2012)  
 Had a field goal blocked and returned for a TD \_\_\_\_\_ vs. #23 Texas A&M (2011) - Dustin Harris/Terrance Frederick - 65 Yds

**MISCELLANEOUS**

Recovered an on-sides kick \_\_\_\_\_ at Kansas State (2016) - Devin Lauderdale

**MISCELLANEOUS (TEAM)**

**vs. NATIONALLY-RANKED OPPONENTS**

Defeated a ranked opponent \_\_\_\_\_ vs. #14 Arizona State (2013)  
 Defeated a ranked opponent at home \_\_\_\_\_ vs. #24 TCU (2013)  
 Defeated a ranked opponent on the road \_\_\_\_\_ at #21 TCU (2012)  
 Defeated a ranked opponent at a neutral site \_\_\_\_\_ vs. #14 Arizona State (2013)  
 Defeated a ranked opponent in back-to-back games \_\_\_\_\_ 2 games (2012)  
 Defeated a ranked opponent in 3 consecutive games \_\_\_\_\_ 3 games (2008)  
  
 Lost to a ranked opponent \_\_\_\_\_ vs. #22 LSU (2015)  
 Lost to a ranked opponent at home \_\_\_\_\_ vs. #12 Oklahoma State (2015)  
 Lost to a ranked opponent on the road \_\_\_\_\_ at #15 Oklahoma (2015)  
 Lost to a ranked opponent at a neutral site \_\_\_\_\_ vs. #22 LSU (2015)  
 Lost to an unranked opponent at home \_\_\_\_\_ vs. Texas (2014)  
 Lost to an unranked team on the road \_\_\_\_\_ at Texas (2013)  
  
 Shutout a ranked opponent \_\_\_\_\_ vs. #18 SMU (1980)  
 Shutout a ranked opponent at home \_\_\_\_\_ vs. #18 SMU (1980)  
 Shutout a ranked opponent on the road \_\_\_\_\_ Never Happened  
  
 Played to a tie \_\_\_\_\_ 39-39, vs. TCU (1981)  
 Played to a 0-0 tie \_\_\_\_\_ 0-0, vs. Hardin-Simmons (1942)  
 Played in an overtime game \_\_\_\_\_ vs. Kansas (2012) - W, 41-34 (20T)  
 Played in an overtime game vs. ranked opponent \_\_\_\_\_ at #21 TCU (2012) - W, 56-53 (30T)  
 Lost a game and didn't commit a turnover \_\_\_\_\_ #3 TCU (2015)

**MARGIN OF VICTORY/DEFEAT**

Won by 40 or more points \_\_\_\_\_ 52, Texas Tech 69, Stephen F. Austin 17 (2016)  
 Won by 50 or more points \_\_\_\_\_ 52, Texas Tech 69, Stephen F. Austin 17 (2016)  
 Won by 60 or more points \_\_\_\_\_ 68 points, Texas Tech 75, Northwestern State 7 (2007)  
  
 Lost by 30 or more points \_\_\_\_\_ 36, #15 Oklahoma 63, Texas Tech 27 (2015)  
 Lost by 40 or more points \_\_\_\_\_ 55, #10 TCU 82, Texas Tech 27 (2014)  
 Lost by 50 or more points \_\_\_\_\_ 55, #10 TCU 82, Texas Tech 27 (2014)  
 Lost by 60 or more points \_\_\_\_\_ 60, #2 Oklahoma State 66, Texas Tech 6 (2011)

**TOTAL PLAYS**

Had 90 or more total plays \_\_\_\_\_ 91, at Kansas State (2016)  
 Had 100 or more total plays \_\_\_\_\_ 101, vs. Iowa State (2013)  
 Had 110 or more total plays \_\_\_\_\_ 111, vs. Iowa State (2003)  
  
 Was held to 65 or fewer total plays \_\_\_\_\_ 58, at Arkansas (2015)  
 Was held to 60 or fewer total plays \_\_\_\_\_ 58, at Arkansas (2015)  
 Was held to 50 or fewer total plays \_\_\_\_\_ 48, vs. Nebraska (2008)

**FIRST DOWNS**

Had 35 or more first downs \_\_\_\_\_ 35, vs. Louisiana Tech (2016)  
 Had 40 or more first downs \_\_\_\_\_ 40, vs. Sam Houston State (2005)  
 Had 45 or more first downs \_\_\_\_\_ 45, vs. Iowa State (2003)  
  
 Was held to 20 or fewer first downs \_\_\_\_\_ 18, vs. Texas (2014)  
 Was held to 15 or fewer first downs \_\_\_\_\_ 15, vs. Iowa State (2011)  
 Was held to 10 or fewer first downs \_\_\_\_\_ 10, at #4 Oklahoma (2002)  
 Was held to 9 or fewer first downs \_\_\_\_\_ 9, vs. Oklahoma (2001)  
 Was held to 8 or fewer first downs \_\_\_\_\_ 6, vs. #13 Kansas State (1997)

**TIME OF POSSESSION**

Had 35:00 or more time of possession \_\_\_\_\_ 36:04, vs. Northwestern State (2012)  
 Had 36:00 or more time of possession \_\_\_\_\_ 36:04, vs. Northwestern State (2012)  
 Had 37:00 or more time of possession \_\_\_\_\_ 39:41, vs. #14 Missouri (2010)  
 Had 38:00 or more time of possession \_\_\_\_\_ 39:41, vs. #14 Missouri (2010)  
 Had 39:00 or more time of possession \_\_\_\_\_ 39:41, vs. #14 Missouri (2010)  
  
 Was held to 23:00 or fewer time of possession \_\_\_\_\_ 19:45, vs. UTEP (2015)  
 Was held to 22:00 or fewer time of possession \_\_\_\_\_ 19:45, vs. UTEP (2015)  
 Was held to 21:00 or fewer time of possession \_\_\_\_\_ 19:45, vs. UTEP (2015)  
 Was held to 21:00 or fewer time of possession \_\_\_\_\_ 19:45, vs. UTEP (2015)  
 Was held to 20:00 or fewer time of possession \_\_\_\_\_ 19:45, vs. UTEP (2015)  
 Was held to 19:00 or fewer time of possession \_\_\_\_\_ 19:00, vs. Iowa State (2011)

**PENALTIES**

Had 10 or more penalties \_\_\_\_\_ 12, vs. Kansas (2016)  
 Had 15 or more penalties \_\_\_\_\_ 17, vs. #5 Baylor (2015)  
 Had 16 or more penalties \_\_\_\_\_ 17, vs. #5 Baylor (2015)  
 Had 17 or more penalties \_\_\_\_\_ 17, vs. #5 Baylor (2015)  
  
 Had 5 or fewer penalties \_\_\_\_\_ 3, vs. #3 TCU (2015)  
 Had 4 or fewer penalties \_\_\_\_\_ 3, vs. #3 TCU (2015)  
 Had 3 or fewer penalties \_\_\_\_\_ 3, vs. #3 TCU (2015)  
 Had 2 or fewer penalties \_\_\_\_\_ 2, vs. Texas State (2011)  
 Had 1 or fewer penalties \_\_\_\_\_ 1, at #5 Texas A&M (1992)

**PENALTY YARDS**

Had 100 or more penalty yards \_\_\_\_\_ 100, at Kansas State (2016)  
 Had 125 or more penalty yards \_\_\_\_\_ 142, vs. #5 Baylor (2015)  
 Had 150 or more penalty yards \_\_\_\_\_ 158, at #24 Oklahoma State (2014)  
 Had 175 or more penalty yards \_\_\_\_\_ 183, at Rice (2007)  
  
 Had 40 or fewer penalty yards \_\_\_\_\_ 32, vs. #3 TCU (2015)  
 Had 30 or fewer penalty yards \_\_\_\_\_ 22, vs. Kansas (2014)  
 Had 20 or fewer penalty yards \_\_\_\_\_ 20, vs. Baylor (2009)

**TWO-POINT CONVERSIONS**

Scored an offensive two-point conversion \_\_\_\_\_ vs. #12 Oklahoma State (2015) - Mahomes pass to Gile  
 Blocked a PAT & returned for a 2-point score \_\_\_\_\_ vs. #15 Oklahoma (1992) - Ben Kirkpatrick - 84 yds  
 Won by going for 2-pt conversion \_\_\_\_\_ vs. Texas (1988) - Tolliver-to-Price with 2:36 left in the game



THE LAST TIME TEXAS TECH...

OFFENSE - BY QUARTER/HALF (TEAM)

1st Quarter

Was held to 0 or fewer rushing yards -15, vs. #22 LSU (2015)
Was held to 30 or fewer passing yards 23, vs. Minnesota (2012)
Was held to 75 or fewer total yards 60, vs. Minnesota (2012)
Had 75 or more rushing yards 108, vs. Kansas State (2015)
Had 175 or more passing yards 186, at Kansas State (2016)
Had 250 or more total yards 298, vs. Kansas State (2015)

2nd Quarter

Was held to 0 or fewer rushing yards 0, at Arkansas (2015)
Was held to 60 or fewer passing yards 56, at #10 TCU (2014)
Was held to 90 or fewer total yards 77, at Iowa State (2014)
Had 90 or more rushing yards 111, at Texas (2015)
Had 175 or more passing yards 223, at Arizona State (2016)
Had 260 or more total yards 295, vs. Stephen F. Austin (2016)

FIRST HALF

Was held to 5 or fewer rushing yards 5, vs. TCU (2013)
Was held to 110 or fewer passing yards 102, at Iowa State (2014)
Was held to 200 or fewer total yards 188, vs. #22 LSU (2015)
Had 150 or more rushing yards 151, vs. Kansas State (2015)
Had 350 or more passing yards 353, at Arizona State (2016)
Had 400 or more total yards 493, vs. Stephen F. Austin (2016)
Had 500 or more total yards 523, Stephen F. Austin (2013)

3rd Quarter

Was held to 0 or fewer rushing yards -8, vs. #22 LSU (2015)
Was held to 10 or fewer passing yards 10, at TCU (2012)
Was held to 0 or fewer total yards -1, at TCU (2012)
Had 70 or more rushing yards 77, vs. Louisiana Tech (2016)
Had 175 or more passing yards 179, at Kansas (2013)
Had 200 or more total yards 237, at Iowa State (2014)

4th Quarter

Was held to 0 or fewer rushing yards -10, at Kansas State (2016)
Was held to 10 or fewer passing yards 4, at #10 TCU (2014)
Was held to 20 or fewer total yards 16, at #10 TCU (2014)
Had 100 or more rushing yards 100, at Texas (2015)
Had 200 or more passing yards 202, vs. #5 Baylor (2014)
Had 225 or more total yards 246, vs. #12 Oklahoma State (2015)

SECOND HALF

Was held to 0 or fewer rushing yards -4, at SMU (2013)
Was held to 90 or fewer passing yards 73, at West Virginia (2015)
Was held to 125 or fewer total yards 112, at #10 TCU (2014)
Had 175 or more rushing yards 190, at Texas (2015)
Had 275 or more passing yards 276, vs. Kansas (2016)
Had 350 or more total yards 368, at Texas (2015)

OFFENSE (INDIVIDUAL)

RUSHING

Rushed for 100 or more yards Demarcus Felton, 123 yards, vs. Louisiana Tech (2016)
Rushed for 150 or more yards DeAndre Washington, 173 yards, at Texas (2015)
Rushed for 200 or more yards DeAndre Washington, 248 yards, vs. Kansas State (2015)
Quarterback rushed for 100 or more yards Rodney Allison, 106 yards, vs. #18 Baylor (1976)

Had 2 100-yard rushers Eric Stephens - 118 yards, Kenny Williams - 105 yards, vs. New Mexico (2012)

Had a run of 50 or more yards DeAndre Washington, 80 yards, vs. Kansas State (2015)
Had a run of 60 or more yards DeAndre Washington, 80 yards, vs. Kansas State (2015)
Had a run of 70 or more yards DeAndre Washington, 80 yards, vs. Kansas State (2015)
Had a run of 80 or more yards DeAndre Washington, 80 yards, vs. Kansas State (2015)
Had a run of 90 or more yards Donny Anderson, 90 yards, at TCU (1964)

Made 30 or more attempts Sammy Morris, 33, vs. Texas A&M (1999)
Made 40 or more attempts Ricky Williams, 42, vs. Fresno State (1998)

Rushed for 3 or more touchdowns Patrick Mahomes II, 3, at Kansas State (2016)
Rushed for 4 or more touchdowns DeAndre Washington, 4, vs. #3 TCU (2015)
Rushed for 5 or more touchdowns James Gray, 5, vs. Rice (1989)
Had 2 players rush for 2 touchdowns Patrick Mahomes II (2) & Davis Webb (2), vs. UTEP (2015)

Had 2 or more fumbles (QB or RB) Baker Mayfield, 3 (lost 1), vs. #4 Baylor (2013)
Had 3 or more fumbles (QB or RB) Baker Mayfield, 3 (lost 1), vs. #4 Baylor (2013)

PASSING

Had 60 or more passing attempts Patrick Mahomes II, 62, at Kansas State (2016)
Had 65 or more passing attempts Davis Webb, 71, vs. #12 Oklahoma State (2013)
Had 70 or more passing attempts Davis Webb, 71, vs. #12 Oklahoma State (2013)
Had 72 or more passing attempts Graham Harrell, 72, vs. #3 Oklahoma (2007)

Had 40 or more completions Patrick Mahomes II, 45, at Kansas State (2016)
Had 45 or more completions Patrick Mahomes II, 45, at Kansas State (2016)
Had 46 or more completions Taylor Potts, 46, at #2 Texas (2009)
Had 47 or more completions Graham Harrell, 48, vs. UTEP (2007)
Had 48 or more completions Graham Harrell, 48, vs. UTEP (2007)
Had 49 or more completions Kliff Kingsbury, 49, at #23 Texas A&M (2002)

Completed 15 or more consecutive passes Seth Doege, 15, at New Mexico (2011)
Completed a pass to 14 or more different receivers Patrick Mahomes II, 17, vs. Stephen F. Austin (2016)
Completed a pass to 17 or more different receivers Patrick Mahomes II, 17, vs. Stephen F. Austin (2016)

Completed a pass of 50 or more yards Patrick Mahomes II, 61 yards, at Kansas State (2016)
Completed a pass of 60 or more yards Patrick Mahomes II, 61, at Kansas State (2016)
Completed a pass of 70 or more yards Patrick Mahomes, 75, at Arizona State (2016)
Completed a pass of 80 or more yards Patrick Mahomes, 90, vs. #12 Oklahoma State (2015)
Completed a pass of 90 or more yards Patrick Mahomes, 90, vs. #12 Oklahoma State (2015)

Passed for 350 or more yards Patrick Mahomes II, 504, at Kansas State (2016)
Passed for 400 or more yards Patrick Mahomes II, 504, at Kansas State (2016)
Passed for 450 or more yards Patrick Mahomes II, 504, at Kansas State (2016)
Passed for 500 or more yards Patrick Mahomes II, 504, at Kansas State (2016)
Passed for 550 or more yards Patrick Mahomes II, 598, vs. #5 Baylor (2014)
Passed for 600 or more yards Graham Harrell, 646, at Oklahoma State (2007)

Had 2 QBs pass for 200 or more yards Patrick Mahomes (277) & Nic Shimonek (271), vs. Kansas (2016)
Had 2 QBs throw 4 TDs Patrick Mahomes & Nic Shimonek, 4, vs. Kansas (2016)

Non-QB threw for a touchdown pass WR Jakeem Grant, at Arkansas - 72 yds to Reginald Davis (2015)

Passed for 4 or more touchdowns Patrick Mahomes & Nic Shimonek, 4, vs. Kansas (2016)
Passed for 5 or more touchdowns Patrick Mahomes, 5, vs. Louisiana Tech (2016)
Passed for 6 or more touchdowns Patrick Mahomes, 6, vs. #5 Baylor (2014)
Passed for 7 or more touchdowns Seth Doege, 7, at #21 TCU (2012)
Passed for 8 or more touchdowns B.J. Symons, 8, vs. Texas A&M (2003)

Threw 3 or more interceptions Patrick Mahomes II, 4, at #15 Oklahoma (2015)
Threw 4 or more interceptions Patrick Mahomes II, 4, at #15 Oklahoma (2015)
Threw 5 or more interceptions B.J. Symons, 5, vs. #1 Oklahoma (2003)



**THE LAST TIME TEXAS TECH...**

**RECEIVING**

Caught 10 or more passes \_\_\_\_\_ Dylan Cantrell, 10, at Kansas State (2016)  
 Caught 11 or more passes \_\_\_\_\_ Jonathan Giles, 12, vs. Kansas (2016)  
 Caught 12 or more passes \_\_\_\_\_ Jonathan Giles, 12, vs. Kansas (2016)  
 Caught 13 or more passes \_\_\_\_\_ Jakeem Grant, 13, vs. #12 Oklahoma State (2015)  
 Caught 14 or more passes \_\_\_\_\_ Jace Amaro, 15, vs. #12 Oklahoma State (2013)  
 Caught 15 or more passes \_\_\_\_\_ Jace Amaro, 15, vs. #12 Oklahoma State (2013)  
 Caught 16 or more passes \_\_\_\_\_ Eric Ward, 16, vs. #20 Baylor (2011)

Had 100 or more receiving yards \_\_\_\_\_ Keke Coutee, 130 yards, at Kansas State (2016)  
 Had 150 or more receiving yards \_\_\_\_\_ Jonathan Giles, 219 yards, vs. Kansas (2016)  
 Had 175 or more receiving yards \_\_\_\_\_ Jonathan Giles, 219 yards, vs. Kansas (2016)  
 Had 200 or more receiving yards \_\_\_\_\_ Jonathan Giles, 219 yards, vs. Kansas (2016)  
 Had 225 or more receiving yards \_\_\_\_\_ Michael Crabtree, 237, at Oklahoma State (2007)  
 Had 250 or more receiving yards \_\_\_\_\_ Joel Filani, 255, vs. Kansas State (2005)

Had a reception of 50 or more yards \_\_\_\_\_ Keke Coutee, 61 yards, at Kansas State (2016)  
 Had a reception of 60 or more yards \_\_\_\_\_ Keke Coutee, 61 yards, at Kansas State (2016)  
 Had a reception of 70 or more yards \_\_\_\_\_ Justin Stockton, 75 yards, at Arizona State (2016)  
 Had a reception of 80 or more yards \_\_\_\_\_ Jakeem Grant, 90 yards, vs. #12 Oklahoma State (2015)  
 Had a reception of 90 or more yards \_\_\_\_\_ Jakeem Grant, 90 yards, vs. #12 Oklahoma State (2015)

Had 3 or more receiving touchdowns \_\_\_\_\_ Jonathan Giles, 3, vs. Louisiana Tech (2016)  
 Had 4 or more receiving touchdowns \_\_\_\_\_ Derek Dorris, 4, at Kansas (2000)

Had 2 or more fumbles (WR or TE) \_\_\_\_\_ Jace Amaro, 2 (lost 1), vs. #12 Oklahoma State (2013)

Had 2 or more 100-yard receivers \_\_\_\_\_ Ian Sadler (108) & Jakeem Grant (105), at Texas (2015)  
 Had 3 or more 100-yd REC \_\_\_\_\_ 3, Grant (155), Marquez (130), Washington (107), vs. #5 Baylor (2014)  
 Had 4 or more 100-yd REC \_\_\_\_\_ 4, J. Filani (255), T. Henderson (118), R. Johnson (107), Jarrett Hicks (105), vs. K-State (2005)  
 Had 2 or more 200-yd REC \_\_\_\_\_ 2, Michael Crabtree (237), Danny Amendola (233), at Oklahoma State (2007)  
 Had 6 different WR with a TD catch \_\_\_\_\_ Giles (2), Coutee (2), Batson, Lauderdale, Willies, Cantrell, vs. Kansas (2016)

**ALL-PURPOSE**

Scored 4 or more touchdowns \_\_\_\_\_ DeAndre Washington, 4 RUSH, vs. #3 TCU (2015)  
 Scored 5 or more touchdowns \_\_\_\_\_ Taurean Henderson, 3 RUSH, 2 REC, vs. Kansas State (2005)

Had 200 or more all-purpose yards \_\_\_\_\_ Jonathan Giles, 219, vs. Kansas (2016)  
 Had 225 or more all-purpose yards \_\_\_\_\_ DeAndre Washington, 284, vs. Kansas State (2015)  
 Had 250 or more all-purpose yards \_\_\_\_\_ DeAndre Washington, 284, vs. Kansas State (2015)  
 Had 275 or more all-purpose yards \_\_\_\_\_ DeAndre Washington, 284, vs. Kansas State (2015)  
 Had 300 or more all-purpose yards \_\_\_\_\_ Jakeem Grant, 323, vs. #12 Oklahoma State (2015)  
 Had 325 or more all-purpose yards \_\_\_\_\_ Wes Welker, 327, at #23 Texas A&M (2002)

Had two players with 200+ all-purpose yards \_\_\_\_\_ D. Washington (219) & J. Grant (204) vs. #3 TCU (2015)

**DEFENSE (INDIVIDUAL)**

**INTERCEPTIONS**

Had 2 or more interceptions \_\_\_\_\_ J.J. Gaines, 2, vs. Iowa State (2015)  
 Had 3 or more interceptions \_\_\_\_\_ Darcel McBath, 3, at #19 Kansas (2008)  
 Defensive Lineman had an interception \_\_\_\_\_ Breiden Fehoko, 1, at West Virginia (2015)

**TACKLES**

Had 15 or more tackles \_\_\_\_\_ Micah Awe, 17, vs. #22 LSU (2015)  
 Had 16 or more tackles \_\_\_\_\_ Micah Awe, 17, vs. #22 LSU (2015)  
 Had 17 or more tackles \_\_\_\_\_ Micah Awe, 17, vs. #22 LSU (2015)  
 Had 18 or more tackles \_\_\_\_\_ Will Smith, 18, at Texas (2013)  
 Had 20 or more tackles \_\_\_\_\_ Lawrence Flugence, 23, at #12 Ohio State (2002)

**SACKS**

Had 2 or more sacks \_\_\_\_\_ Kris Williams, 3, vs. Kansas (2016)  
 Had 3 or more sacks \_\_\_\_\_ Kris Williams, 3, vs. Kansas (2016)  
 Had 4 or more sacks \_\_\_\_\_ Brandon Sharpe, 4, at #15 Nebraska (2009)

**TACKLES FOR A LOSS**

Had 3 or more tackles for a loss \_\_\_\_\_ Kris Williams, 3, vs. Kansas (2016)  
 Had 4 or more tackles for a loss \_\_\_\_\_ Will Smith, 4, at Texas (2013)  
 Had 5 or more tackles for a loss \_\_\_\_\_ Dorian Pitts, 5, vs. Oklahoma State (2000)

**QUARTERBACK HURRIES**

Had 2 or more quarterback hurries \_\_\_\_\_ D'Vonta Hinton, 2, at West Virginia (2015)  
 Had 3 or more quarterback hurries \_\_\_\_\_ Rajon Henley (4) & Brandon Sharpe (4), vs. Michigan State (2009)  
 Had 4 or more quarterback hurries \_\_\_\_\_ Rajon Henley (4) & Brandon Sharpe (4), vs. Michigan State (2009)  
 Had 5 or more quarterback hurries \_\_\_\_\_ Aaron Hunt, 5, vs. Missouri (2002)

**PASS BREAKUPS**

Had 4 or more pass breakups \_\_\_\_\_ Justis Nelson, 5, at #10 TCU (2014)  
 Had 5 or more pass breakups \_\_\_\_\_ Justis Nelson, 5, at #10 TCU (2014)  
 Had 6 or more pass breakups \_\_\_\_\_ Joselio Hanson, 8, vs. Oklahoma State (2002)  
 Had 7 or more pass breakups \_\_\_\_\_ Joselio Hanson, 8, vs. Oklahoma State (2002)  
 Had 8 or more pass breakups \_\_\_\_\_ Joselio Hanson, 8, vs. Oklahoma State (2002)

**FORCED FUMBLES**

Had 2 or more forced fumbles \_\_\_\_\_ D.J. Johnson, 2, vs. #20 Baylor (2011)

**FUMBLE RECOVERIES**

Had 2 or more fumble recoveries \_\_\_\_\_ Sylvester Brinkley, 2, vs. Kansas State (2005)

**SAFETY**

Recorded a safety (individual tackle) \_\_\_\_\_ Colby Whitlock (tackled RB), vs. #1 Texas (2008)

**MISCELLANEOUS**

Returned an INT for a touchdown \_\_\_\_\_ Jah'Shawn Johnson, 27 yards, at Kansas (2015)  
 Returned a fumble for a touchdown \_\_\_\_\_ Branden Jackson (0 yds), vs. Texas (2014)

**SPECIAL TEAMS (INDIVIDUAL)**

**PUNT RETURN**

Had 100 or more punt return yards \_\_\_\_\_ Eric Morris, 105, at Nevada (2008)  
 Had 125 or more punt return yards \_\_\_\_\_ Danny Amendola, 133, vs. Southeastern Louisiana (2006)  
 Had 150 or more punt return yards \_\_\_\_\_ Wes Welker, 166, at #23 Texas A&M (2002)  
 Had a punt return for a touchdown \_\_\_\_\_ Eric Morris (86 yds), at Nevada (2008)  
 Blocked a punt \_\_\_\_\_ Kerry Hyder, vs. #12 Oklahoma State (2013)  
 Returned a blocked punt for a touchdown \_\_\_\_\_ Brandon Douglas (2 yds), vs. Indiana State (2005)

**KICKOFF RETURN**

Had 175 or more kick return yards \_\_\_\_\_ Ben McRoy, 203, vs. Nevada (2011)  
 Had 200 or more kick return yards \_\_\_\_\_ Ben McRoy, 203, vs. Nevada (2011)  
 Had a kick return for a touchdown \_\_\_\_\_ Jakeem Grant (100 yds), vs. #12 Oklahoma State (2015)  
 Returned an opening kickoff for a TD \_\_\_\_\_ Lawrence Williams (95 yds), vs. New Mexico (1973)  
 Returned a kickoff for a TD in season opener \_\_\_\_\_ Jakeem Grant (94 yds), vs. Sam Houston State (2015)

**PUNTING**

Made 9 or more punts \_\_\_\_\_ Ryan Erxleben, 9, vs. Iowa State (2011)  
 Averaged 50 or more yards (min. 5 att.) \_\_\_\_\_ Taylor Symmank, 50.1 (8 att.), vs. #22 LSU (2015)  
 Had 4 or more 50-yard punts \_\_\_\_\_ Ryan Erxleben, 4, at Missouri (2011)  
 Had a 60-yard punt or longer \_\_\_\_\_ Michael Barden, 62, vs. Kansas State (2015)  
 Had a 70-yard punt or longer \_\_\_\_\_ Robert King, 77, vs. #14 Texas A&M (1993)  
 Had 5 or more punts land inside the 20 \_\_\_\_\_ Ryan Erxleben, 5, vs. Kansas (2009)  
 Faked a punt and scored a touchdown \_\_\_\_\_ P Ryan Erxleben, 51-yd run, at Texas (2013)



THE LAST TIME TEXAS TECH...

FIELD GOALS & PAT

Made a 48-yard field goal or longer Clayton Hatfield, 51 yds, at Texas (2015)
Made a 49-yard field goal or longer Clayton Hatfield, 51 yds, at Texas (2015)
Made a 50-yard field goal or longer Clayton Hatfield, 51 yds, at Texas (2015)
Made a 51-yard field goal or longer Clayton Hatfield, 51 yds, at Texas (2015)
Made a 52-yard field goal or longer Donnie Carona, 52 yds, vs. Weber State (2010)
Made a 53-yard field goal or longer Chris Birkholz, 53 yds, vs. #18 Texas (1998)
Made a 54-yard field goal or longer Jaret Greaser, 55 yds, vs. Texas (1996)
Made a 55-yard field goal or longer Jaret Greaser, 55 yds, vs. Texas (1996)
Made a 56-yard field goal or longer Bill Adams, 57 yds, vs. #6 Texas A&M (1977)
Made a 57-yard field goal or longer Bill Adams, 57 yds, vs. #6 Texas A&M (1977)

Made 3 or more field goals Clayton Hatfield, 3-of-4, at Kansas (2015)
Made 4 or more field goals Ryan Bustin, 4-of-5, at Kansas (2013)

Made a game-winning FG in last minute Ryan Bustin, 28 yds (0:00), vs. Minnesota (2012)

Made 100 consecutive PAT attempts Ryan Bustin, 101, 2012-2013
Made 150 consecutive PAT attempts Alex Trilica, 233, 2004-2007
Made 200 consecutive PAT attempts Alex Trilica, 233, 2004-2007

Made 10 consecutive field goals Scott Segrist, 10, 1988

Blocked a PAT attempt Terrance Bullitt, at Kansas (2011)
Blocked a field goal attempt Lonzell Gilmore, vs. Stephen F. Austin(2016)
Returned a blocked FG for a TD Aaron Hunt... Lawrence Flugence, 79 yds, vs. Oklahoma State (2000)

MISCELLANEOUS

Recovered an on-sides kick Devin Lauderdale, at Kansas State (2016)

MISCELLANEOUS (INDIVIDUAL)

Game-winning TD with less than a minute Seth Doege-to-Eric Ward (0:36), vs. Nevada (2011)
Game-winning TD in overtime RB Eric Stephens-to-WR Darrin Moore (20T), vs. Kansas (2012)
100 YD Rusher/100 YD Receiver Demarcus Felton (123 RUSH), J. Giles (186 REC), vs. Louisiana Tech (2016)
300 YD PASS/100 YD RUSH/100 YD REC QB P. Mahomes (470 PASS), Demarcus Felton (123 RUSH), J. Giles (186 REC), vs. Louisiana Tech (2016)

OFFENSE (OPPONENT - TEAM)

RUSHING ATTEMPTS

Had 50 or more rushing attempts 53, at Arizona State (2016)
Had 60 or more rushing attempts 68, vs. Arkansas (2014)
Had 70 or more rushing attempts 79, vs. #20 Baylor (2011)

Was held to 25 or fewer rushing attempts 25, at #1 Oklahoma (2011)
Was held to 24 or fewer rushing attempts 23, at Texas A&M (2008)
Was held to 23 or fewer rushing attempts 23, at Texas A&M (2008)
Was held to 22 or fewer rushing attempts 22, vs. Eastern Washington (2008)

RUSHING TOUCHDOWNS

Had 4 or more rushing touchdowns 7, at Arizona State (2016)
Had 5 or more rushing touchdowns 7, at Arizona State (2016)
Had 6 or more rushing touchdowns 7, at Arizona State (2016)
Had 7 or more rushing touchdowns 7, at Arizona State (2016)
Had 8 or more rushing touchdowns 8, at Missouri (2003)

Was held without a rushing TD in back-to-back games vs. Northwestern State/at Texas State (2012)
Was held without a rushing TD in 3 consecutive games 4 games (2000)

PASSING ATTEMPTS

Had 55 or more passing attempts 55, vs. Stephen F. Austin (2016)
Had 60 or more passing attempts 62, at SMU (2013)

Was held to 30 or fewer passing attempts 20, at Kansas State (2016)

Was held to 25 or fewer passing attempts 20, at Kansas State (2016)
Was held to 20 or fewer passing attempts 20, at Kansas State (2016)
Was held to 15 or fewer passing attempts 12, vs. Arkansas (2014)
Was held to 10 or fewer passing attempts 9, at #25 Texas (2011)

PASSING COMPLETIONS

Had 35 or more passing completions 35, at Kansas (2015)
Had 36 or more passing completions 41, at SMU (2013)
Had 37 or more passing completions 41, at SMU (2013)
Had 38 or more passing completions 41, at SMU (2013)
Had 39 or more passing completions 41, at SMU (2013)
Had 40 or more passing completions 41, at SMU (2013)

Was held to 15 or fewer passing completions 10, at Kansas State (2016)
Was held to 10 or fewer passing completions 10, at Kansas State (2016)
Was held to 5 or fewer passing completions 5, at #25 Texas (2011)
Was held to 3 or fewer passing completions 3, vs. Navy (2003)

PASSING TOUCHDOWNS

Had 5 or more passing touchdowns 5, vs. #12 Oklahoma State (2015)
Had 6 or more passing touchdowns 7, at #10 TCU (2014)
Had 7 or more passing touchdowns 7, at #10 TCU (2014)

Was held without a passing TD in back-to-back games at UTEP/vs. Arkansas (2014)
Was held without a passing TD in 3 consecutive games 3 games (2006)

DEFENSE (OPPONENT - TEAM)

TACKLES FOR A LOSS

Recorded 10 or more tackles for a loss 10.0, vs. Kansas (2016)
Recorded 11 or more tackles for a loss 11.0, at Texas (2015)
Recorded 12 or more tackles for a loss 14, at Texas (2013)
Recorded 13 or more tackles for a loss 14, at Texas (2013)
Recorded 14 or more tackles for a loss 14, at Texas (2013)
Recorded 15 or more tackles for a loss 18.0, at Texas A&M (2000)

Was held without a tackle for a loss 0.0, vs. UMass (2008)

DEFENSIVE SACKS

Had 3 or more sacks 3, at Kansas State (2016)
Had 4 or more sacks 6, vs. #22 LSU (2015)
Had 5 or more sacks 6, vs. #22 LSU (2015)
Had 6 or more sacks 6, vs. #22 LSU (2015)
Had 7 or more sacks 9, at Texas (2013)
Had 8 or more sacks 9, at Texas (2013)
Had 9 or more sacks 9, at Texas (2013)

Was held without a sack in back-to-back games vs. #5 Baylor & Iowa State (2015)
Was held without a sack in 3 consecutive games or more 3 games, vs. SHSU/vs. UTEP/at Arkansas (2015)
Was held without a sack in 4 consecutive games or more 4 games, vs. ASU/vs. UCA/at UTEP/vs. Arkansas (2013-14)

QUARTERBACK HURRIES

Had 5 or more quarterback hurries 5, at Texas (2015)
Had 10 or more quarterback hurries 13, vs. #5 Baylor (2015)
Had 13 or more quarterback hurries 13, vs. #5 Baylor (2015)
Had 14 or more quarterback hurries 14, at #2 Texas (2005)
Had 16 or more quarterback hurries 16, at New Mexico (2004)

Was held without a quarterback hurry in back-to-back games 3 games (2014)
Was held without a quarterback hurry in 3 consecutive games 3 games (2014)

PASS BREAKUPS

Had 10 or more pass breakups 10, vs. Texas (2014)
Had 11 or more pass breakups 11, vs. Arkansas (2014)
Had 12 or more pass breakups 13, vs. #4 Baylor (2013)
Had 13 or more pass breakups 13, vs. #4 Baylor (2013)

Was held without a pass breakup 0, vs. Iowa State (2013)

DEFENSIVE MISC.

Returned an interception for a touchdown D.J. Reed, 35 yards, at Kansas State (2016)
Returned a fumble for a touchdown vs. Kansas (2009)
Recorded a safety vs. Kansas (2016)



**THE LAST TIME TEXAS TECH...**

**SPECIAL TEAMS (OPPONENT - TEAM)**

**PUNT RETURN**

Had 100 or more punt return yards \_\_\_\_\_ 123, at #2 Texas (2005)  
 Returned a punt for a touchdown \_\_\_\_\_ vs. #12 Oklahoma State (2015) - Jalen McCleskey, 67 yards  
 Blocked a punt \_\_\_\_\_ vs. #12 Oklahoma State (2013) - Derek Branson  
 Returned a blocked punt for a touchdown \_\_\_\_\_ at #24 Oklahoma State (2012) - Zack Craig, 30 yds

**KICKOFF RETURN**

Had 200 or more kick return yards \_\_\_\_\_ 221, (7 att.), vs. Kansas State (2015)  
 Returned a kickoff for a touchdown \_\_\_\_\_ at Kansas State (2016), Byron Pringle, 99 yards

**PUNTING**

Did not punt \_\_\_\_\_ at #25 Texas (2011)

**FIELD GOALS & PAT**

Blocked a field goal attempt \_\_\_\_\_ vs. Minnesota (2012) - Brian Boddy, 28-yd FG attempt  
 Returned a blocked field goal for a TD \_\_\_\_\_ vs. #23 Texas A&M (2011) - Dustin Harris... Terrance Frederick - 65 Yds  
 Missed a PAT attempt \_\_\_\_\_ at UTEP (2014)  
 Won game on a field goal in the last minute \_\_\_\_\_ vs. West Virginia (2014)  
 Won game on a last-second field goal to end the game \_\_\_\_\_ vs. West Virginia (2014)

**MISCELLANEOUS (OPPONENT - TEAM)**

**TOTAL PLAYS**

Had 90 or more total plays \_\_\_\_\_ 90, at Arizona State (2016)  
 Had 100 or more total plays \_\_\_\_\_ 103, vs. #3 TCU (2015)

Was held to 65 or fewer total plays \_\_\_\_\_ 59, at Kansas State (2016)  
 Was held to 60 or fewer total plays \_\_\_\_\_ 59, at Kansas State (2016)  
 Was held to 50 or fewer total plays \_\_\_\_\_ 47, vs. New Mexico (2012)  
 Was held to 46 or fewer total plays \_\_\_\_\_ 46, vs. North Texas (2000)

**FIRST DOWNS**

Had 30 or more first downs \_\_\_\_\_ 34, at Arizona State (2016)  
 Had 35 or more first downs \_\_\_\_\_ 35, at #15 Oklahoma (2015)  
 Had 38 or more first downs \_\_\_\_\_ 38, vs. #20 Baylor (2011)

Was held to 15 or fewer first downs \_\_\_\_\_ 15, at Kansas (2013)  
 Was held to 10 or fewer first downs \_\_\_\_\_ 8, vs. New Mexico (2012)  
 Was held to 9 or fewer first downs \_\_\_\_\_ 8, vs. New Mexico (2012)  
 Was held to 8 or fewer first downs \_\_\_\_\_ 8, vs. New Mexico (2012)  
 Was held to 7 or fewer first downs \_\_\_\_\_ 6, vs. Northwestern State (2012)  
 Was held to 6 or fewer first downs \_\_\_\_\_ 6, vs. Northwestern State (2012)

**PENALTIES**

Had 10 or more penalties \_\_\_\_\_ 10, vs. #22 LSU (2015)  
 Had 15 or more penalties \_\_\_\_\_ 16, at New Mexico (2010)

Had 3 or fewer penalties \_\_\_\_\_ 3, vs. Stephen F. Austin (2016)  
 Had 2 or fewer penalties \_\_\_\_\_ 2, vs. Arkansas (2014)  
 Had 0 penalties \_\_\_\_\_ 0, at Colorado (2006)

**PENALTY YARDS**

Had 100 or more penalty yards \_\_\_\_\_ 110, vs. #3 TCU (2015)  
 Had 125 or more penalty yards \_\_\_\_\_ 129, at #24 Oklahoma State (2014)

Had 30 or fewer penalty yards \_\_\_\_\_ 25, vs. Stephen F. Austin (2016)  
 Had 20 or fewer penalty yards \_\_\_\_\_ 15, vs. Arkansas (2014)  
 Had 10 or fewer penalty yards \_\_\_\_\_ 10, vs. #4 West Virginia (2012)  
 Had 0 penalty yards \_\_\_\_\_ 0, at Colorado (2006)

**TWO-POINT CONVERSIONS**

Scored an offensive two-point conversion \_\_\_\_\_ vs. #3 TCU (2015), PASS: Nixon-to-Boykin  
 Won by going for 2-pt conversion \_\_\_\_\_ at SMU (1961) - Rhome-to-Gannon with 2:12 left in the game

**OFFENSE - BY QUARTER/HALF (OPPONENT - TEAM)**

**1st Quarter**

Was held to 5 or fewer rushing yards \_\_\_\_\_ -3, vs. Stephen F. Austin (2016)  
 Was held to 0 passing yards \_\_\_\_\_ 0, vs. Kansas State (2013)  
 Was held to 20 or fewer total yards \_\_\_\_\_ 11, vs. Iowa State (2013)  
 Had 100 or more rushing yards \_\_\_\_\_ 143, vs. #22 LSU (2015)  
 Had 120 or more passing yards \_\_\_\_\_ 178, vs. #12 Oklahoma State (2015)  
 Had 170 or more total yards \_\_\_\_\_ 208, vs. #12 Oklahoma State (2015)

**2nd Quarter**

Was held to 5 or fewer rushing yards \_\_\_\_\_ -2, vs. Stephen F. Austin (2016)  
 Was held to 0 passing yards \_\_\_\_\_ 0, vs. Arizona State (2013)  
 Was held to 20 or fewer total yards \_\_\_\_\_ 11, at Kansas (2013)  
 Had 100 or more rushing yards \_\_\_\_\_ 112, at #15 Oklahoma (2015)  
 Had 150 or more passing yards \_\_\_\_\_ 152, vs. #3 TCU (2015)  
 Had 190 or more total yards \_\_\_\_\_ 231, at Arizona State (2016)

**FIRST HALF**

Was held to 5 or fewer rushing yards \_\_\_\_\_ -5, vs. Stephen F. Austin (2016)  
 Was held to 15 or fewer passing yards \_\_\_\_\_ 14, vs. Arizona State (2013)  
 Was held to 60 or fewer total yards \_\_\_\_\_ 56, vs. Northwestern State (2012)  
 Had 200 or more rushing yards \_\_\_\_\_ 216, at #15 Oklahoma (2015)  
 Had 220 or more passing yards \_\_\_\_\_ 228, at Arizona State (2016)  
 Had 300 or more total yards \_\_\_\_\_ 354, at Arizona State (2016)

**3rd Quarter**

Was held to 5 or fewer rushing yards \_\_\_\_\_ -8, vs. Kansas (2016)  
 Was held to 0 passing yards \_\_\_\_\_ 0, vs. Kansas State (2015)  
 Was held to 20 or fewer total yards \_\_\_\_\_ 15, vs. Northwestern State (2012)  
 Had 100 or more rushing yards \_\_\_\_\_ 117, vs. #22 LSU (2015)  
 Had 200 or more passing yards \_\_\_\_\_ 234, at #10 TCU (2014)  
 Had 300 or more total yards \_\_\_\_\_ 320, at #10 TCU (2014)

**4th Quarter**

Was held to 5 or fewer rushing yards \_\_\_\_\_ 3, vs. Stephen F. Austin (2016)  
 Was held to 0 passing yards \_\_\_\_\_ 0, at #24 Oklahoma State (2014)  
 Was held to 20 or fewer total yards \_\_\_\_\_ 17, vs. New Mexico (2012)  
 Had 150 or more rushing yards \_\_\_\_\_ 192, at Texas (2015)  
 Had 120 or more passing yards \_\_\_\_\_ 151, vs. Louisiana Tech (2016)  
 Had 170 or more total yards \_\_\_\_\_ 195, at Texas (2015)

**SECOND HALF**

Was held to 45 or fewer rushing yards \_\_\_\_\_ 5, vs. Kansas (2016)  
 Was held to 15 or fewer passing yards \_\_\_\_\_ 13, vs. #24 Oklahoma (2014)  
 Was held to 90 or fewer total yards \_\_\_\_\_ 88, vs. Kansas State (2013)  
 Had 200 or more rushing yards \_\_\_\_\_ 214, vs. #22 LSU (2015)  
 Had 230 or more passing yards \_\_\_\_\_ 231, at SMU (2013)  
 Had 350 or more total yards \_\_\_\_\_ 365, vs. #22 LSU (2015)



THE LAST TIME TEXAS TECH...

OFFENSE (OPPONENT - TEAM)

RUSHING

Rushed for 100 or more yards Charles Jones, 128, at Kansas State (2016)
Rushed for 150 or more yards Jarred Craft, 151, vs. Louisiana Tech (2016)
Rushed for 200 or more yards Leonard Fournette, 212, vs. #22 LSU (2015)
Quarterback rushed for 100 or more yards Trevone Boykin - 101 yards, vs. #24 TCU (2013)

Had 2 100-yard rushers Kalen Ballage (137) & Demario Richard (11), at Arizona State (2016)

Had a run of 50 or more yards Kalen Ballage, 75 yards, at Arizona State (2016)
Had a run of 60 or more yards Kalen Ballage, 75 yards, at Arizona State (2016)
Had a run of 70 or more yards Kalen Ballage, 75 yards, at Arizona State (2016)
Had a run of 80 or more yards Chris Warren, 91 yards, at Texas (2015)
Had a run of 90 or more yards Chris Warren, 91 yards, at Texas (2015)

Made 30 or more attempts Demario Richard, 30, at Arizona State (2016)
Made 40 or more attempts Terrance Ganaway, 42, vs. #20 Baylor (2011)

Rushed for 3 or more touchdowns Kalen Ballage, 7, at Arizona State (2016)
Rushed for 4 or more touchdowns Kalen Ballage, 7, at Arizona State (2016)
Rushed for 5 or more touchdowns Kalen Ballage, 7, at Arizona State (2016)
Rushed for 6 or more touchdowns Kalen Ballage, 7, at Arizona State (2016)
Rushed for 7 or more touchdowns Kalen Ballage, 7, at Arizona State (2016)
Had 2 players rush for 2 touchdowns Samaje Perine (4) & Joe Mixon (2), at #15 Oklahoma (2015)

Had 2 fumbles or more (QB/RB) RB Joseph Randle, 2 (lost 2), vs. #2 Oklahoma State (2011)
Had 2 fumbles or more (WR) WR Marcus Johnson, 2 (lost 2), at Texas (2013)

PASSING

Had 55 or more passing attempts Garrett Gilbert, 62, at SMU (2013)
Had 60 or more passing attempts Garrett Gilbert, 62, at SMU (2013)

Had 30 or more completions Ryan Willis, 35 at Kansas (2015)
Had 35 or more completions Ryan Willis, 35, at Kansas (2015)
Had 40 or more completions Garrett Gilbert, 41, at SMU (2013)

Completed a pass of 50 or more yards Ryan Higgins, 76 yards, vs. Louisiana Tech (2016)
Completed a pass of 60 or more yards Ryan Higgins, 76 yards, vs. Louisiana Tech (2016)
Completed a pass of 70 or more yards Ryan Higgins, 76 yards, vs. Louisiana Tech (2016)
Completed a pass of 80 or more yards Seth Russell, 87, vs. #5 Baylor (2015)
Completed a pass of 90 or more yards Trevone Boykin, 92, at #10 TCU (2014)

Passed for 350 or more yards Manny Wilkins, 351, at Arizona State (2016)
Passed for 400 or more yards Trevone Boykin, 509, vs. #3 TCU (2015)
Passed for 500 or more yards Trevone Boykin, 509, vs. #3 TCU (2015)

Non-QB threw for a touchdown pass Austin Hays (WR), vs. #12 Oklahoma State (2015) - 19yds to Blake Jarwin

Passed for 4 or more touchdowns Seth Russell, 4, vs. #5 Baylor (2015)
Passed for 5 or more touchdowns Trevone Boykin, 7, at #10 TCU (2014)
Passed for 6 or more touchdowns Trevone Boykin, 7, at #10 TCU (2014)
Passed for 6 or more touchdowns Trevone Boykin, 7, at #10 TCU (2014)
Passed for 7 or more touchdowns Trevone Boykin, 7, at #10 TCU (2014)

Threw 3 or more interceptions Steele Jantz, 3, at Iowa State (2012)
Threw 4 or more interceptions B.L. Mitchell, 5, vs. SMU (2008)
Threw 5 or more interceptions B.L. Mitchell, 5, vs. SMU (2008)

RECEIVING

Caught 10 or more passes Josh Doctson (18), vs. #3 TCU (2015)
Caught 11 or more passes Josh Doctson (18), vs. #3 TCU (2015)
Caught 12 or more passes Josh Doctson (18), vs. #3 TCU (2015)
Caught 13 or more passes Josh Doctson (18), vs. #3 TCU (2015)
Caught 18 or more passes Josh Doctson (18), vs. #3 TCU (2015)

Had 100 or more receiving yards Carlos Henderson (130) & Trent Taylor (166), vs. Louisiana Tech (2016)
Had 150 or more receiving yards Trent Taylor (166), vs. Louisiana Tech (2016)
Had 175 or more receiving yards James Washington (200), vs. #12 Oklahoma State (2015)
Had 200 or more receiving yards James Washington (200), vs. #12 Oklahoma State (2015)

Had a reception of 50 or more yards Carlos Henderson, 54, vs. Louisiana Tech (2016)
Had a reception of 60 or more yards Trent Taylor, 76, vs. Louisiana Tech (2016)
Had a reception of 70 or more yards Trent Taylor, 76, vs. Louisiana Tech (2016)
Had a reception of 80 or more yards Jay Lee, 87, vs. #5 Baylor (2015)
Had a reception of 90 or more yards Deante Gray, 92, at #10 TCU (2014)

Had 2 or more 100-yard receivers 2, Carlos Henderson (130) & Trent Taylor (166), vs. Louisiana Tech (2016)
Had 3 or more 100-yard receivers 3, Gilbert (156), J. Brown (136), Grant (133), vs. Houston (1991)

Had 3 or more receiving touchdowns Corey Coleman, 3, vs. #5 Baylor (2015)
Had 4 or more receiving touchdowns Wayne McGarrity, 4, vs. #18 Texas (1998)

ALL-PURPOSE

Scored 4 or more touchdowns Kalen Ballage, 8, at Arizona State (2016)
Scored 8 or more touchdowns Kalen Ballage, 8, at Arizona State (2016)
Had 200 or more all-purpose yards Kalen Ballage, 207, at Arizona State (2016)
Had 225 or more all-purpose yards Josh Doctson, 267, vs. #3 TCU (2015)
Had 250 or more all-purpose yards Josh Doctson, 267, vs. #3 TCU (2015)

DEFENSE (OPPONENT - TEAM)

INTERCEPTIONS

Had 2 or more interceptions De'Chavon Hayes, 2, at Arizona State (2016)
Had 3 or more interceptions Joel Schwenzfeier, 3, vs. North Dakota (2009)

TACKLES

Had 15 or more tackles Ben Heeney 21, vs. Kansas (2014)
Had 16 or more tackles Ben Heeney 21, vs. Kansas (2014)
Had 17 or more tackles Ben Heeney 21, vs. Kansas (2014)
Had 18 or more tackles Ben Heeney 21, vs. Kansas (2014)
Had 19 or more tackles Ben Heeney 21, vs. Kansas (2014)
Had 20 or more tackles Ben Heeney 21, vs. Kansas (2014)

SACKS

Had 2 or more sacks Jordan Willis, 2, at Kansas State (2016)
Had 3 or more sacks Jackson Jeffcoat, 3, at Texas (2013)

TACKLES FOR A LOSS

Had 4 or more tackles for a loss Kendell Beckwith, 4, vs. #22 LSU (2015)
Had 5 or more tackles for a loss Ty Warren, 5, vs. Texas A&M (2001)

QUARTERBACK HURRIES

Had 4 or more quarterback hurries Jamal Palmer, 4, vs. #5 Baylor (2015)

PASS BREAKUPS

Had 4 or more pass breakups Duke Thomas, 4, vs. Texas (2014)

FORCED FUMBLES

Had 2 or more forced fumbles Jimmy Bean, 2, at #24 Oklahoma State (2014)

FUMBLE RECOVERIES

Had 2 or more fumble recoveries Efreem Oliphant, 2, vs. Houston (2010)

SAFETY

Recorded a safety (individual tackle) Jimmy Wilkerson (tackled QB), at #4 Oklahoma (2002)

MISCELLANEOUS

Returned an INT for a touchdown D.J. Reed, 35 yards, at Kansas State (2016)
Returned a fumble for a touchdown Max Onyegbule (3 yds), vs. Kansas (2009)



## THE LAST TIME TEXAS TECH...

### SPECIAL TEAMS (OPPONENT - TEAM)

#### PUNT RETURN

Had 65 or more punt return yards \_\_\_\_\_ Jalen McCleskey, 67 yards, vs. #12 Oklahoma State (2015)  
 Had a punt return for a touchdown \_\_\_\_\_ Jalen McCleskey, 67 yards, vs. #12 Oklahoma State (2015)  
 Blocked a punt \_\_\_\_\_ Derek Branson, vs. #12 Oklahoma State (2013)  
 Returned a blocked punt for a touchdown \_\_\_\_\_ Zack Craig (30 yds), at #24 Oklahoma State (2012)  
 Blocked a punt for a safety \_\_\_\_\_ Team Block, vs. Clemson (2002)

#### KICKOFF RETURN

Had 175 or more kick return yards \_\_\_\_\_ Morgan Burns, 221, vs. Kansas State (2015)  
 Had 200 or more kick return yards \_\_\_\_\_ Morgan Burns, 221, vs. Kansas State (2015)  
 Had a kick return for a touchdown \_\_\_\_\_ Morgan Burns, 93 yards, vs. Kansas State (2015)

#### PUNTING

Made 9 or more punts \_\_\_\_\_ Cole Moos, 10, vs. Kansas (2016)  
 Averaged 50 or more yards (min. 5 att.) \_\_\_\_\_ Matt Spencer, 51.6 (5 att.), vs. Central Arkansas (2014)  
 Had 5 or more 50-yard punts \_\_\_\_\_ Matt Graber, 5, vs. #14 Missouri (2010)  
 Had a 60-yard punt or longer \_\_\_\_\_ Caleb Lewallen, 63, vs. Stephen F. Austin (2016)  
 Had a 70-yard punt or longer \_\_\_\_\_ Tress Way 71, vs. #14 Oklahoma (2012)  
 Had 5 or more punts land inside the 20 \_\_\_\_\_ David Lonie, 5, vs. #4 California (2004)

#### FIELD GOALS & PAT

Made a 50-yard field goal or longer \_\_\_\_\_ Josh Lambert, 55 yds, vs. West Virginia (2014)  
 Made a 51-yard field goal or longer \_\_\_\_\_ Josh Lambert, 55 yds, vs. West Virginia (2014)  
 Made a 52-yard field goal or longer \_\_\_\_\_ Josh Lambert, 55 yds, vs. West Virginia (2014)  
 Made a 53-yard field goal or longer \_\_\_\_\_ Josh Lambert, 55 yds, vs. West Virginia (2014)  
 Made a 54-yard field goal or longer \_\_\_\_\_ Josh Lambert, 55 yds, vs. West Virginia (2014)  
 Made a 55-yard field goal or longer \_\_\_\_\_ Josh Lambert, 55 yds, vs. West Virginia (2014)  
 Made a 56-yard field goal or longer \_\_\_\_\_ Matt Szymanski, 61 yds, vs. SMU (2010)  
 Made a 57-yard field goal or longer \_\_\_\_\_ Matt Szymanski, 61 yds, vs. SMU (2010)  
 Made a 58-yard field goal or longer \_\_\_\_\_ Matt Szymanski, 61 yds, vs. SMU (2010)  
 Made a 59-yard field goal or longer \_\_\_\_\_ Matt Szymanski, 61 yds, vs. SMU (2010)  
 Made a 60-yard field goal or longer \_\_\_\_\_ Matt Szymanski, 61 yds, vs. SMU (2010)  
 Made a 61-yard field goal or longer \_\_\_\_\_ Matt Szymanski, 61 yds, vs. SMU (2010)

Made 3 or more field goals \_\_\_\_\_ M. McCrane, 3-of-3, at Kansas State (2016)  
 Made 4 or more field goals \_\_\_\_\_ Jaden Oberkrom, 4-of-4, at #10 TCU (2014)  
 Made 5 or more field goals \_\_\_\_\_ Jaden Oberkrom, 6-of-6, at #21 TCU (2012)  
 Made 6 or more field goals \_\_\_\_\_ Jaden Oberkrom, 6-of-6, at #21 TCU (2012)

Made a game-winning FG in last minute \_\_\_\_\_ Josh Lambert, 55 yds (0:00), vs. West Virginia (2014)  
 Made a game-winning FG as time expired \_\_\_\_\_ Josh Lambert, 55 yds (0:00), vs. West Virginia (2014)

Blocked a field goal attempt \_\_\_\_\_ Briean Boddy, 28-yard FG attempt, vs. Minnesota (2012)  
 Returned a blocked FG for a TD \_\_\_\_\_ Dustin Harris... Terrance Frederick, 65 yds, vs. #23 Texas A&M (2011)

### MISCELLANEOUS (OPPONENT - TEAM)

Game-winning TD with less than a minute \_\_\_\_\_ Trevone Boykin 4-yd pass to Aaron Green (0:23), vs. #3 TCU (2015)  
 Game-winning TD in overtime \_\_\_\_\_ Glasco Martin 4-yd run, vs. Baylor (2012)  
 Game-winning field goal in overtime \_\_\_\_\_ Johnny Beck 37-yd field goal, vs. Kansas (2001)

**ALPHABETICAL ROSTER**

NO	NAME	POS
70	Zach Adams	OL
58	Madison Akamnonu	OL
38	Kisean Allen	DB
42	Matthew Anunda	LB
19	Zach Austin	WR
28	Paul Banks III	DB
49	Michael Barden	PK
12	Zach Barnes	DL
13	Cameron Batson	WR
36	Erik Baughman	PK
17	De'Quan Bowman	WR
20	Jordyn Brooks	LB
65	Baylen Brown	OL
8	Tony Brown	WR
79	Travis Bruffy	OL
14	Dylan Cantrell	WR
68	Grant Caravelli	OL
25	Douglas Coleman	DB
80	Michael Coley	WR
74	Cole Collier	OL
20	Keke Coutee	WR
48	Jake Daugherty	PK
21	Corey Dauphine	RB
83	Ethan Davidson	WR
2	Reginald Davis III	WR
7	Jett Duffey	QB
77	Conner Dyer	OL
47	Cade Erwin	DB
4	Breiden Fehoko	DL
27	Demarcus Felton	RB
23	DaMarcus Fields	DB
18	Colt Garrett	QB
66	John Gerold	OL
9	Jonathan Giles	WR
94	Lonzell Gilmore	DL
96	Clayton Hatfield	PK
53	Kyle Heffron	DS
47	Braden Hucks	WR
56	Luke Heitshusen	OL
50	Clarence Henderson	DL
24	Payton Hendrix	DB
50	Jacob Herbig	DS
46	RJ Hester	DB
88	Ja'Deion High	WR
90	Kaleb Hill	DL
13	Kolin Hill	DL
34	D'Vonta Hinton	LB
53	Eli Howard	DL
93	Ivory Jackson	DL
41	Malik Jenkins	LB
7	Jah'Shawn Johnson	DB
8	Jamile Johnson	LB
39	Adaryan Jones	DB
92	Noah Jones	DL
40	Connor Killian	DS
87	Kash Knutson	WR
6	Devin Lauderdale	WR
11	Jacarthy Mack	DL
5	Patrick Mahomes II	QB

**NUMERICAL ROSTER**

NO	PLAYER	POS	HT	WT	YR-EX	HOMETOWN/HIGH SCHOOL/LAST SCHOOL
1	Quan Shorts	WR	6-2	195	Fr-RS	Humble, Texas/Atascocita
2	Reginald Davis III	WR	6-0	185	Sr-3L	Tenaha, Texas/Tenaha
3	D.J. Polite-Bray	DB	6-0	195	Jr-2L	Lithonia, Ga./Martin Luther King
4	Breiden Fehoko	DL	6-3	295	So-1L	Honolulu, Hawaii/Farrington
4	Justin Stockton	RB	5-10	200	Jr-2L	Cibolo, Texas/Steele
5	Patrick Mahomes II	QB	6-3	230	Jr-2L	Whitehouse, Texas/Whitehouse
5	Gary Moore	DL	6-5	240	Jr-2L	Clarksville, Texas/Clarksville
6	Devin Lauderdale	WR	5-10	176	Sr-2L	Houston, Texas/Bellaire/Navarro College
6	Kris Williams	DL	6-1	240	Sr-2L	Dallas, Texas/Bryan Adams
7	Jett Duffey	QB	6-1	200	Fr-HS	Mansfield, Texas/Lake Ridge
7	Jah'Shawn Johnson	DB	5-10	180	So-1L	Ennis, Texas/Ennis
8	Tony Brown	WR	6-1	195	So-1L	La Mirada, Calif./La Mirada
8	Jamile Johnson	LB	6-0	220	Fr-RS	Dallas, Texas/South Oak Cliff
9	Jonathan Giles	WR	5-11	185	So-1L	Missouri City, Texas/Fort Bend Elkins
9	Ondre Pipkins	DL	6-3	325	Sr-TR	Kansas City, Mo./Park Hill/Michigan
10	Johnathan Picone	LB	6-1	220	Fr-HS	Covington, La./Mandeville
10	Payne Sullins	QB	6-2	180	So-1L	Gatesville, Texas/Reicher
11	Jacarthy Mack	DL	6-2	195	Jr-2L	Lithonia, Ga./Martin Luther King
11	Derrick Willies	WR	6-3	215	Jr-TR	San Bernardino, Calif./Trinity Valley C.C./Iowa
12	Zach Barnes	DL	6-3	240	Jr-2L	Loganville, Ga./Grayson
12	Ian Sadler	WR	5-11	195	Jr-2L	Argyle, Texas/Argyle
13	Cameron Batson	WR	5-9	175	Jr-2L	Oklahoma City, Okla./Millwood
13	Kolin Hill	DL	6-2	250	So-RS	Schertz, Texas/Samuel Clemens/Notre Dame
14	Dylan Cantrell	WR	6-3	210	Jr-2L	Whitehouse, Texas/Whitehouse
15	Donta Thompson	WR	6-4	215	Fr-RS	Ennis, Texas/Ennis
15	Keenon Ward	DB	5-9	200	Sr-3L	Snyder, Texas/Snyder
16	Nic Shimonek	QB	6-3	220	Jr-1L	Corsicana, Texas/Mildred/Iowa
17	De'Quan Bowman	WR	5-11	180	Jr-TR	Millville, N.J./Millville/Hutchinson C.C.
17	Thierry Nguema	DB	5-10	175	Sr-3L	Corona, Calif./Santiago
18	Colt Garrett	QB	6-1	180	Fr-HS	Lubbock, Texas/Roosevelt
18	Christian Taylor	LB	6-2	210	Fr-RS	Houston, Texas/Jersey Village
19	Zach Austin	WR	5-11	195	Jr-1L	Austin, Texas/Lake Travis
19	Willie Sykes	DB	6-0	180	So-TR	Houston, Texas/Spring/Arkansas
20	Jordyn Brooks	LB	6-1	235	Fr-HS	Houston, Texas/Stratford High School
20	Keke Coutee	WR	5-11	175	So-1L	Lufkin, Texas/Lufkin
21	Corey Dauphine	RB	6-0	195	Fr-RS	Port Arthur, Texas/Memorial
22	Desmon Smith	DB	6-2	190	Fr-HS	Odessa, Texas/Permian
22	Antoine Wesley	WR	6-5	175	Fr-HS	Cibolo, Texas/Steele
23	Quinton White, Jr.	RB	5-7	215	Sr-3L	College Station, Texas/A&M Consolidated
24	Payton Hendrix	DB	6-2	210	So-1L	Dallas, Texas/Bishop Dunne
25	Douglas Coleman	DB	6-1	175	Fr-HS	Zachary, La./Zachary
26	Kevin Moore	DB	6-1	195	Fr-HS	Lafayette, La./Acadiana
27	Demarcus Felton	RB	5-7	190	So-1L	Houston, Texas/Dekaney
28	Paul Banks III	DB	6-2	185	Sr-1L	Houston, Texas/Kashmere/Navarro
29	Mason Reed	FB	6-2	215	Jr-SQ	Cisco, Texas/Cisco
30	Matthew Rubal	DB	6-2	185	Jr-TR	Missouri City, Texas/Ridge Point/Mississippi College
30	Caleb Woodward	RB	6-0	210	Jr-1L	Leander, Texas/Leander
31	Justis Nelson	DB	6-2	180	Sr-3L	Mesquite, Texas/Dallas Christian
32	Justus Parker	DB	6-0	185	So-TR	La Vernia, Texas/La Vernia/Texas Lutheran
32	Da'Leon Ward	RB	5-10	180	Fr-HS	Dall/Skyline
33	Brayden Stringer	LB	6-2	205	Fr-HS	Cypress, Texas/Cypress Ranch
34	D'Vonta Hinton	LB	5-9	225	So-1L	Texas City, Texas/Texas City
34	Hunter Rittmann	WR	6-0	175	So-SQ	San Antonio, Texas/Johnson
35	Tyler Scalzi	FB	6-4	238	Sr-3L	Flower Mound, Texas/Flower Mound
36	Erik Baughman	PK	6-0	175	Fr-HS	League City, Texas/Clear Creek
37	Luke Stice	LB	6-0	230	Sr-TR	Midland, Texas/Lee/Houston
38	Kisean Allen	DB	5-11	170	So-1L	Mesquite, Texas/Poteet
39	Adaryan Jones	DB	6-0	170	So-RS	Southlake, Texas/Southlake Carroll/New Mexico State
40	Connor Killian	DS	6-2	235	Fr-HS	Keller, Texas/Keller
41	Malik Jenkins	LB	6-1	225	Sr-3L	Ennis, Texas/Ennis
42	Matthew Anunda	LB	5-9	190	Fr-HS	Arlington, Texas/Arlington
45	IV Seacat	DS	5-8	193	Fr-HS	Southlake, Texas/Carroll
46	RJ Hester	DB	5-9	185	Jr-SQ	Arlington, Texas/ Mansfield Summit/East Texas Baptist
47	Cade Erwin	DB	5-11	185	So-TR	Flower Mound, Texas/Marcus/Air Force
47	Braden Hucks	WR	5-10	175	Fr-RS	San Angelo, Texas/Central
48	Jake Daugherty	PK	6-0	175	Fr-RS	Fort Myers, Fla./Fort Myers
49	Michael Barden	PK	5-10	175	So-1L	Austin, Texas/Westlake
50	Clarence Henderson	DL	6-2	230	Fr-HS	Dallas, Texas/Skyline
50	Jacob Herbig	DS	6-0	180	Fr-RS	Denton, Texas/Guyer
51	Tony Morales	OL	6-3	295	Sr-1L	Arlington, Texas/Sam Houston



**NUMERICAL ROSTER**

53	Kyle Heffron	DS	5-11	225	Jr-SQ	San Antonio, Texas/Ronald Reagan
53	Eli Howard	DL	6-3	250	Fr-TR	San Angelo, Texas/Central/North Texas
54	Coltin Nied	LB	6-1	220	Fr-RS	Southlake, Texas/Caroll
56	Luke Heitshusen	OL	6-3	255	So-1L	Allen, Texas/Allen
58	Madison Akamnonu	OL	6-5	310	Fr-RS	Arlington, Texas/Bowie
64	Ethan Smith	OL	6-6	275	So-1L	Humble, Texas/Atascocita
65	Baylen Brown	OL	6-5	305	Sr-3L	San Antonio, Texas/O'Connor
66	John Gerold	OL	6-3	270	Fr-TR	Houston, Texas/Cy-Fair/Colorado School of the Mines
68	Grant Caravelli	OL	6-3	290	Fr-RS	Wolfforth, Texas/Frenship
70	Zach Adams	OL	6-6	315	Fr-HS	Fredericksburg, Va./Riverbend
71	Bailey Smith	OL	6-5	300	Fr-HS	Wylie, Texas/Lovejoy
72	Jack Reichel	OL	6-5	290	So-TR	Sacramento, Calif./West Campus/American River College
73	Justin Murphy	OL	6-6	310	So-1L	Belton, Texas/Belton
74	Cole Collier	OL	6-1	300	So-1L	Prosper, Texas/Prosper
75	Giovanni Pancotti	OL	6-5	280	Fr-HS	Houston, Texas/Bellaire Episcopal
76	Paul Stawarz	OL	6-5	295	So-RS	Glen Ellyn, Ill./Minooka/College of DuPage
77	Conner Dyer	OL	6-4	295	Fr-RS	Mesquite, Texas/Horn
78	Terence Steele	OL	6-6	300	Fr-RS	Cibolo, Texas/Steele
79	Travis Bruffy	OL	6-6	270	Fr-HS	Missouri City, Texas/Ridge Point
80	Michael Coley	WR	6-2	198	So-1L	Irving, Texas/Irving
83	Ethan Davidson	WR	5-10	180	Fr-HS	Stratford, Texas/Houston
86	T.J. Vasher	WR	6-5	198	Fr-HS	Wichita Falls, Texas/Rider
87	Kash Knutson	WR	5-11	185	So-1L	San Antonio, Texas/Reagan
88	Ja'Deion High	WR	5-11	175	Jr-1L	Hereford, Texas/Hereford
88	Houston Miller	DL	6-4	240	Fr-HS	Keller, Texas/Keller
90	Kaleb Hill	DL	6-1	227	So-TR	Schertz, Texas/Samuel Clemens/Boise State
91	Kirby Vinson	DL	6-2	250	Fr-HS	Lubbock, Texas/Cooper
92	Noah Jones	DL	6-3	250	Fr-HS	Moore, Okla./Southmoore
93	Ivory Jackson	DL	6-3	242	Fr-HS	Amarillo, Texas/Amarillo
94	Lonzell Gilmore	DL	6-3	250	Fr-RS	Spring, Texas/Spring
95	Talor Nunez	DL	6-4	255	Jr-2L	Midland, Texas/Lee
96	Clayton Hatfield	PK	5-10	170	So-1L	Boerne, Texas/Champion
96	Broderick Washington	DL	6-3	305	Fr-RS	Longview, Texas/Longview
97	Joseph Wallace	DL	6-1	320	Fr-HS	Dallas, Texas/Skyline
98	Nick McCann	DL	6-2	300	Fr-HS	Texarkana, Ark./Arkansas
99	Mychealon Thomas	DL	6-1	325	Jr-TR	Dallas, Texas/Skyline/Butler C.C.

**ALPHABETICAL ROSTER**

98	Nick McCann	DL
88	Houston Miller	DL
5	Gary Moore	DL
26	Kevin Moore	DB
51	Tony Morales	OL
73	Justin Murphy	OL
31	Justis Nelson	DB
17	Thierry Nguema	DB
54	Coltin Nied	LB
95	Talor Nunez	DL
75	Giovanni Pancotti	OL
32	Justus Parker	DB
10	Johnathan Picone	LB
9	Ondre Pipkins	DL
3	D.J. Polite-Bray	DB
29	Mason Reed	FB
72	Jack Reichel	OL
34	Hunter Rittimann	WR
30	Matthew Rubal	DB
12	Ian Sadler	WR
35	Tyler Scalzi	FB
45	IV Seacat	DS
16	Nic Shimonek	QB
1	Quan Shorts	WR
71	Bailey Smith	OL
22	Desmon Smith	DB
64	Ethan Smith	OL
76	Paul Stawarz	OL
78	Terence Steele	OL
37	Luke Stice	LB
4	Justin Stockton	RB
33	Brayden Stringer	LB
10	Payne Sullins	QB
19	Willie Sykes	DB
18	Christian Taylor	LB
99	Mychealon Thomas	DL
15	Donta Thompson	WR
86	T.J. Vasher	WR
91	Kirby Vinson	DL
97	Joseph Wallace	DL
32	Da'Leon Ward	RB
15	Keenon Ward	DB
96	Broderick Washington	DL
22	Antoine Wesley	WR
23	Quinton White, Jr.	RB
6	Kris Williams	DL
11	Derrick Willies	WR
30	Caleb Woodward	RB

**COACHING STAFF**

Head Coach/Quarterbacks	Kliff Kingsbury (Fourth Season)
Defensive Coordinator/Defensive Backs	David Gibbs (Second Season)
Offensive Coordinator/Inside Receivers	Eric Morris (Fourth Season)
Special Teams Coordinator	Joe Robinson (First Season)
Running Backs	DeShaun Foster (First Season)
Offensive Line	Lee Hays (Fourth Season)
Outside Receivers	Emmett Jones (Second Season)
Defensive Line	Kevin Patrick (First Season)
Cornerbacks	Karl Scott (First Season)
Linebackers/Recruiting Coordinator	Zac Spavital (Second Season)
Head Strength and Conditioning	Rusty Whitt (First Season)

**PRONUNCIATION GUIDE**

Madison Akamnonu	AH-kuh-MAH-no	Quan Shorts	Kwan
Kisean Allen	kee-SHAWN	Paul Stawarz	STAY-wars
Keke Coutee	Kee-kee CUE-tee	Mychealon Thomas	MIKE-lynn
Corey Dauphine	DAW-pheen	Donta Thompson	DON-tay
Breiden Fehoko	BRAY-den feh-HOE-koe	Da'Leon Ward	DAY-leon
Ja'Deion High	JAY-dee-un	Kahlee Woods	KAH-lee
D'Vonta Hinton	DAH-von-tay		
Jonathan Giles	JY-ulls	<b>COACHES</b>	
Lonzell Gilmore	lon-ZELL	DeShaun Foster	Dah-shawn
Jah'Shawn Johnson	juh-SHAWN	Zac Spavital	Spav-a-tal
Jamile Johnson	juh-MILL		
Adaryan Jones	A-DARE-ee-un		
Kash Knutson	kuh-NUTE-son		
Patrick Mahomes II	muh-HOMES		
Thierry Nguema	THARE-ee GHEE-muh		
Johnathan Picone	Pah-cone-EE		
Jack Reichel	Rike-ul		
Tyler Scalzi	SCOWL-zee		
Nic Shimonek	Shim-AH-neck		



TEXAS TECH ATHLETICS COMMUNICATIONS



MATT DOWDY
Associate Director
806-928-5190



BLAKE ZIMMERMAN
Associate Director
806-685-8209



MALLEY STODDARD
Assistant Director
806-742-2770

TEXAS TECH ATHLETICS COMMUNICATIONS

Room 117 South End Jones AT&T Stadium
Office: (806) 742-2770 • Fax: (806) 742-1970
2526 6th Street • Lubbock, TX 79409
www.TexasTech.com/Media
www.TTUmedia.com (FTP Website)



MEDIA INFORMATION

CREDENTIAL REQUESTS

Please direct all credential requests to the online credential portal located at www.sportssystem.com/texastech. Confirmation of your request will be made upon review by Matt Dowdy. Credentials are limited to members of the working media who are assigned to cover Texas Tech Football. Please note that Texas Tech Athletics does not grant credential requests to freelance photographers.

Credentials must be requested online by 5 p.m. of Wednesday each game week. All requests made game week will be held for pickup until 5 p.m. Friday at the Athletics Communications Office in Room 117 in the South End of Jones AT&T Stadium. Credentials not picked up by 5 p.m. Friday will be available at Media Will Call located at the main entrance to United Supermarkets Arena.

BIG 12 CONFERENCE CALL

In addition to his weekly news conference, Kliff Kingsbury is available on the Big 12 Conference weekly teleconference at 10:50 a.m. on Mondays. Contact Joni Lehmann in the league office for access to the teleconference (469-524-1007).

Order of Coaches

- 9:50 a.m. - Charlie Strong, Texas
10:00 a.m. - David Beaty, Kansas
10:10 a.m. - Bob Stoops, Oklahoma
10:20 a.m. - Mike Gundy, Oklahoma State
10:30 a.m. - Bill Snyder, Kansas State
10:40 a.m. - Dana Holgorsen, West Virginia
10:50 a.m. - Kliff Kingsbury, Texas Tech
11:00 a.m. - Jim Grobe, Baylor
11:10 a.m. - Matt Campbell, Iowa State
11:20 a.m. - Gary Patterson, TCU

The call will be available live and archived on www.Big12Sports.com. A replay will also be provided for 48 hours, beginning at 4 p.m. CT on Mondays at (866) 243-0021.

WWW.TEXASTECH.COM

This is the official website of Texas Tech Athletics. Texas Tech football releases as well as a wide variety of athletics department information can be found on the web. Weekly game notes, news and statistical information can be found here throughout the football season.

KLIFF KINGSBURY RADIO SHOW

"Red Raider Football with Kliff Kingsbury" will air live each Thursday evening beginning on Sept. 1 on the Texas Tech Sports Network. The show is hosted each week by Chris Level and runs between 6:30-7:30 p.m. The show will tape live from Rudy's BBQ located on Slide Road and South Loop 289.

PHOTO REQUESTS

Please submit your requests to Matt Dowdy or Blake Zimmerman.

VIDEO DOWNLOADS

Broadcast quality video is now available for download on a daily basis. These files are in high-quality, Quick Time format and available at www.ttumedia.com.

Highlights from each individual game and postgame press conferences along with Monday press conferences will be available for on-demand download. Additionally, post practice interviews are being made available for download.

For login information, please contact Matt Dowdy or Blake Zimmerman in the athletics communications office.

MEDIA ACCESS

Texas Tech will host a weekly media luncheon on Monday mornings in the Football Training Facility, which is located on the southeast corner of the stadium. Head coach Kliff Kingsbury and requested players (depending on class schedules) will take part in a news conference that will follow lunch. Lunch will be served each Monday at 11 a.m. with the news conference following at 11:45 a.m.

Weekly Media Access

- Sunday - No Availability
Monday - Media Luncheon/Post Practice (Coaches/Players)
Tuesday - Post Practice (Coaches/Players)
Wednesday - No availability
Thursday - No availability
Friday - No availability

Weekly Football Press Conference Dates (Times)

- Monday, August 29 (11:45 a.m.)
Monday, September 5 (11:45 a.m.)
Monday, September 12 (11:45 a.m.)
Monday, September 26 (11:45 a.m.)
Monday, October 3 (11:45 a.m.)
Monday, October 10 (11:45 a.m.)
Monday, October 17 (11:45 a.m.)
Monday, October 24 (11:45 a.m.)
Monday, October 31 (11:45 a.m.)
Monday, November 7 (11:45 a.m.)
Monday, November 14 (11:45 a.m.)
Monday, November 21 (11:45 a.m.)
Lunch will be served at 11 a.m.

KINGSBURY AVAILABILITY

- Sunday: None
Monday: Big 12 Conference Call; Weekly media luncheon
Tuesday: Following practice by request only
Wednesday: No availability
Thursday: No availability
Friday: No availability
Saturday: Postgame

TEXAS TECH SPORTS NETWORK

The Texas Tech Sports Network from Learfield Sports will carry all the exciting action of Red Raider Football beginning with the season opener with Sam Houston State and all the way through the bowl season. Brian Jensen (play-by-play) and John Harris (color analyst) return to the broadcast booth and will be joined on the sidelines by Chris Level (sidelines).

2016 RED RAIDER FOOTBALL AFFILIATES

Table with 3 columns: CITY, STATION, FREQUENCY. Lists various cities and their corresponding radio stations and frequencies.

SATELLITE RADIO

- Sirius Radio Channel 81
XM Radio Channel 81



RED RAIDER
SPORTS PROPERTIES