



[ 2025-26 TEXAS WOMEN'S BASKETBALL ]

# MEDIA GUIDE



JORDAN LEE | MADISON BOOKER | KYLA OLDACRE | RORI HARMON

## 2025-26 WOMEN'S BASKETBALL MEDIA GUIDE | TABLE OF CONTENTS

### INTRODUCTION

- Quick Facts \_\_\_\_\_ 1
- 2025-26 Roster \_\_\_\_\_ 2
- Media Information \_\_\_\_\_ 3
- Program Notebook \_\_\_\_\_ 4

### STUDENT-ATHLETES

- Kyla Oldacre \_\_\_\_\_ 5
- Bryanna Preston \_\_\_\_\_ 6
- Rori Harmon \_\_\_\_\_ 7-8
- Sarah Graves \_\_\_\_\_ 9
- Jordan Lee \_\_\_\_\_ 10
- Grace Prenter \_\_\_\_\_ 11
- Justice Carlton \_\_\_\_\_ 12
- Lovisa Asbrink Hose \_\_\_\_\_ 13
- Ashton Judd \_\_\_\_\_ 14
- Aaliyah Crump \_\_\_\_\_ 15
- Brea Cunningham \_\_\_\_\_ 16
- Teya Sidberry \_\_\_\_\_ 17
- Madison Booker \_\_\_\_\_ 18
- TV/Radio Roster \_\_\_\_\_ 19

### COACHING STAFF

- Head Coach Vic Schaefer \_\_\_\_\_ 20-21
- Associate Head Coach Elena Lovato \_\_\_\_\_ 22
- Assistant Coach Lindsay Wisdom-Hylton \_\_\_\_\_ 23
- Assistant Coach Blair Schaefer \_\_\_\_\_ 24
- Assistant Coach Sydney Carter \_\_\_\_\_ 25
- Assistant Coach Mason Wright \_\_\_\_\_ 26
- Support Staff \_\_\_\_\_ 27

### 2025-26 RECORD BOOK

- All-Time Results \_\_\_\_\_ 28
- Coaching History \_\_\_\_\_ 29
- AP Poll History \_\_\_\_\_ 30-35
- Year-by-Year Statistics \_\_\_\_\_ 36
- Year-by-Year Opponent Statistics \_\_\_\_\_ 37
- Individual Career Records \_\_\_\_\_ 38-40
- Class Records \_\_\_\_\_ 41
- Team Single-Season Records \_\_\_\_\_ 42-43
- Individual Single-Season Records \_\_\_\_\_ 44-45
- Team Single-Game Records \_\_\_\_\_ 46-48
- Individual Single-Game Records \_\_\_\_\_ 49-51
- Misc. Records \_\_\_\_\_ 52
- Quarter Records \_\_\_\_\_ 53
- Scoring \_\_\_\_\_ 54-55
- Rebounding \_\_\_\_\_ 56
- Assists \_\_\_\_\_ 57
- Steals \_\_\_\_\_ 58
- Blocks \_\_\_\_\_ 59

- Overtime & 100 pt games \_\_\_\_\_ 60-61
- Year-By-Year Results \_\_\_\_\_ 62-87
- Frank Erwin Center History \_\_\_\_\_ 88-89
- Moody Center History \_\_\_\_\_ 90
- All-Time Letter Winners \_\_\_\_\_ 91-92
- All-Time Numbers \_\_\_\_\_ 93-94
- All-Time vs Opponents \_\_\_\_\_ 95-96
- Big 12 Conference History \_\_\_\_\_ 97-99
- Series Records \_\_\_\_\_ 100-105
- Exhibition Games \_\_\_\_\_ 106
- Record vs. SEC opponents \_\_\_\_\_ 107-108
- Big 12 Conference History (Champions) \_\_\_\_\_ 109
- SEC History (Champions) \_\_\_\_\_ 110
- Big 12 Conference Weekly Awards \_\_\_\_\_ 111
- SEC Weekly Award \_\_\_\_\_ 112
- Big 12 Tournament History \_\_\_\_\_ 113-114
- SEC Tournament History \_\_\_\_\_ 115
- Big 12 Conference Individual Awards \_\_\_\_\_ 116
- SEC Individual Awards \_\_\_\_\_ 117
- National Championship History \_\_\_\_\_ 118
- Postseason History \_\_\_\_\_ 119-134
- National Awards \_\_\_\_\_ 135
- High School National Awards \_\_\_\_\_ 136
- Conference Awards \_\_\_\_\_ 137
- Misc Awards \_\_\_\_\_ 138
- Academic Awards \_\_\_\_\_ 139
- Longhorns In The Pros \_\_\_\_\_ 140
- Retired Jerseys \_\_\_\_\_ 141-142

## QUICK FACTS

### UNIVERSITY INFORMATION

School \_\_\_\_\_ The University of Texas  
 Location \_\_\_\_\_ Austin, Texas 78713  
 Founded \_\_\_\_\_ 1883  
 Enrollment \_\_\_\_\_ 55,000 [44,314 undergraduate]  
 Nickname \_\_\_\_\_ Longhorns  
 School Colors \_ Burnt Orange & White [Pantone 159]  
 Conference \_\_\_\_\_ Southeastern Conference  
 President \_\_\_\_\_ Jim Davis  
 Athletics Director \_\_\_\_\_ Chris Del Conte  
 Athletic Department Phone \_\_\_\_\_ 512-471-4787  
 Website \_\_\_\_\_ TexasSports.com / UTexas.edu

### FACILITIES

Arena \_\_\_\_\_ Moody Center

### MEDIA RELATIONS

Office Phone \_\_\_\_\_ 512-471-6036  
 Office Fax \_\_\_\_\_ 512-471-6040  
 Sr. Associate AD, Media Relations \_\_\_\_\_ John Bianco  
 Office Phone \_\_\_\_\_ 512-471-1346  
 E-mail \_\_\_\_\_ john.bianco@athletics.utexas.edu

### Primary WBB Contact \_\_\_\_\_ Jeremy Rosenthal

Mobile Phone \_\_\_\_\_ 765-586-6624  
 Office Phone \_\_\_\_\_ 512-471-6039  
 E-mail: jeremy.rosenthal@athletics.utexas.edu

### PROGRAM HISTORY

First Season of Women's Basketball \_\_\_\_\_ 1974-75  
 All-Time Record \_\_\_\_\_ 1241-444 [736]  
 Conference membership \_\_\_\_\_  
 Southwest [1982-96]; Big 12 [1996-present]  
 Conference titles [regular season] \_\_\_\_\_ 14  
 1982-83, 1983-84, 1984-85, 1985-86, 1986-87,  
 1987-88, 1988-89, 1989-90, 1992-93, 1995-96,  
 2002-03, 2003-04, 2022-23, 2024-25  
 Conference titles [tournament] \_\_\_\_\_ 11  
 1982-83, 1983-84, 1984-85, 1985-86, 1986-87,  
 1987-88, 1988-89, 1989-90, 1993-94, 2002-03,  
 2021-22, 2023-24  
 NCAA Tournament appearances \_\_\_\_\_ 36 [51-35, .593]  
 1982-83, 1983-84, 1984-85, 1985-86, 1986-87,  
 1987-88, 1988-89, 1989-90, 1990-91, 1991-92,  
 1992-93, 1993-94, 1995-96, 1996-97, 1998-99,  
 1999-00, 2000-01, 2001-02, 2002-03, 2003-04,  
 2004-05, 2007-08, 2008-09, 2009-10, 2010-11, 2011-  
 12, 2013-14, 2014-15, 2015-16, 2016-17, 2017-18,  
 2019-20, 2020-21, 2021-22, 2022-23, 2023-24  
 NCAA Final Four appearances \_\_\_\_\_ 4  
 1985-86, 1986-87, 2002-03, 2024-25  
 NCAA titles \_\_\_\_\_ 1  
 1985-86

### TICKETS

Website \_\_\_\_\_ TexasSports.com/tickets  
 Phone \_\_\_\_\_ 512-471-3333

### COACHING STAFF

Head Coach \_\_\_\_\_ Vic Schaefer [Texas A&M '84]  
 Record at Texas \_\_\_\_\_ 144-36 / .800 [5 seasons]  
 Career Record \_\_\_\_\_ 445-208 / .681 [20 seasons]  
 Associate Head Coach \_\_\_\_\_ Elena Lovato  
 \_\_\_\_\_ [Missouri Souther State '05]  
 Assistant Coach \_\_\_\_\_ Lindsay Wisdom-Hylton  
 \_\_\_\_\_ [Purdue '09]  
 Assistant Coach Blair Schaefer [Mississippi State '18]

### TEAM INFORMATION

2024-25 Overall Record \_\_\_\_\_ 35-4  
 SEC Record / Finish \_\_\_\_\_ 15-1 / 1st  
 2024-25 Final Ranking [AP/Coaches] \_\_\_\_\_ 7/5  
 2024-25 Big 12 Championship \_\_\_\_\_ 2-1  
 2024-25 NCAA Championship \_\_\_\_\_ 4-1 [Final Four]  
 Starters Returning / Lost \_\_\_\_\_ 2 / 3  
 Letterwinners Returning / Lost: \_\_\_\_\_ 6 / 6  
 Newcomers \_\_\_\_\_ 6  
 Breakdown by Class  
 Seniors [5] *Rori Harmon, Sarah Graves, Kyla Oldacre, Teya Sidberry, Ashton Judd*  
 Juniors [2] *Madison Booker, Brea Cunningham*  
 Sophomores [4] *Bryanna Preston, Jordan Lee, Justice Carlton, Lovisa Asbrink Hose*  
 Freshmen [2] *Aaliyah Crump, Grace Prenter*

### GUIDE CREDITS

Written & Compiled \_\_\_\_\_ Jeremy Rosenthal  
 Photography \_\_\_\_\_ UT Athletics Photography



[L-R]: Rori Harmon, Grace Prenter, Sarah Graves, Aaliyah Crump, Brea Cunningham, Head Coach Vic Schaefer, Kyla Oldacre, Lovisa Asbrink Hose, Ashton Judd, Madison Booker, Teya Sidberry, Jordan Lee and Bryanna Preston.

**NUMERICAL**

#	NAME	POS.	HT.	CLASS	HOMETOWN	HIGH SCHOOL/PREVIOUS SCHOOL
00	Kyla Oldacre	F	6-6	Jr.	Mason, Ohio	William Mason/Miami
1	Bryanna Preston	G	5-9	Fr.	Jonesboro, Ga.	Wesleyan
3	Rori Harmon	G	5-6	Sr.	Houston, Texas	Cypress Creek
6	Sarah Graves	G	5-9	Jr.	Keller, Texas	Keller
7	Jordan Lee	G	6-0	Fr.	Stockton, Calif.	Saint Mary's
8	Grace Prenter	G	5-8	Fr.	Dublin, Ireland	Mount Anville Secondary School
11	Justice Carlton	F	6-1	Fr.	Katy, Texas	Seven Lakes
16	Lovisa Asbrink Hose	C	6-6	So.	Stockholm, Sweeden	Lulea Gymnasieskola
21	Ashton Judd	F	6-1	Sr.	West Plains, Mo.	West Plains/Missouri
23	Aaliyah Crump	G	6-1	Fr.	Shakopee, Minn.	Minnetonka
25	Brea Cunningham	F	6-4	Jr.	Chula Vista, Calif.	La Jolla Country Day/Arizona
32	Teya Sidberry	F	6-1	Sr.	Salt Lake City, Utah	Judge Memorial/Boston College/Utah
35	Madison Booker	F	6-1	So.	Ridgeland, Miss.	Germantown

**ALPHABETICAL**

#	NAME	POS.	HT.	CLASS	HOMETOWN	HIGH SCHOOL/PREVIOUS SCHOOL
16	Lovisa Asbrink Hose	C	6-6	So.	Stockholm, Sweeden	Lulea Gymnasieskola
35	Madison Booker	F	6-1	So.	Ridgeland, Miss.	Germantown
11	Justice Carlton	F	6-1	Fr.	Katy, Texas	Seven Lakes
25	Brea Cunningham	F	6-4	Jr.	Chula Vista, Calif.	La Jolla Country Day/Arizona
23	Aaliyah Crump	G	6-1	Fr.	Shakopee, Minn.	Minnetonka
25	Sarah Graves	G	5-9	Jr.	Keller, Texas	Keller
3	Rori Harmon	G	5-6	Sr.	Houston, Texas	Cypress Creek
21	Ashton Judd	F	6-1	Sr.	West Plains, Mo.	West Plains/Missouri
22	Jordan Lee	G	6-0	Fr.	Stockton, Calif.	Saint Mary's
00	Kyla Oldacre	F	6-6	Jr.	Mason, Ohio	William Mason/Miami
1	Bryanna Preston	G	5-9	Fr.	Jonesboro, Ga.	Wesleya
8	Grace Prenter	G	5-8	Fr.	Dublin, Ireland	Mount Anville Secondary School
32	Teya Sidberry	F	6-1	Sr.	Salt Lake City, Utah	Judge Memorial/Boston College/Utah

### WOMEN'S BASKETBALL FACT BOOK

The 2024-25 Texas Women's Basketball Fact Book has been produced to assist the media in your coverage of the Longhorns. We have continued to expand the information available in the guide and encourage media feedback and suggestions for the future. Updated and additional information will be available for the future. Updated and additional information will be available during the season through the media relations office. Please take a moment to look through the media information on the following pages for services available and guidelines in the Texas media relations office. We also encourage you to regularly check [www.TexasSports.com](http://www.TexasSports.com) for updated information on Texas Women's Basketball. We look forward to working with you this season.

### WOMEN'S BASKETBALL MEDIA RELATIONS

Associate Director, Communications: Jeremy Rosenthal  
email: [j.rose@utexas.edu](mailto:j.rose@utexas.edu); cell: 765-586-6624

### SOCIAL MEDIA

- Website: [www.TexasSports.com](http://www.TexasSports.com)
- Twitter: @TexasWBB
- Instagram: [texaswbb](https://www.instagram.com/texaswbb)

### MEDIA GUIDELINES

- Interviews with any staff member or player should be scheduled through the UT Media Relations Office. To schedule interviews with coaches, staff members or players, please contact **Jeremy Rosenthal** [[j.rose@utexas.edu](mailto:j.rose@utexas.edu)]
- Cell numbers for players and coaches will not be provided, and players have been told not to accept calls or emails from anyone asking basketball-related questions without prior notice from the UT Media Relations Office. Please do not contact a player or coach without arranging the interview through the UT Media Relations Office or it could result in credential revocation.
- We ask that you do not arrive unannounced at the basketball office, Moody Center, Practice Facility or dining hall to interview a player or coach without arranging it through the UT Media Relations Office. Media members must be escorted to interviews and to the basketball office by a member of the UT Media Relations Office.

### NON-GAMEDAY MEDIA AVAILABILITY

**PRACTICE:** Interviews are permitted before or after practice sessions and camera persons are permitted to film practice with prior approval from Jeremy Rosenthal.

**PHONE:** For a phone interview with a Texas player or coach, contact Jeremy Rosenthal at least 48 hours in advance.

**COACH SCHAEFER:** During the season, Coach Schaefer or one of the assistant coaches usually will be available to the media prior to each game. Please check with Jeremy Rosenthal to verify time and location of Schaefer/staff availability.

**PLAYERS:** Texas players are usually available for a 20-minute period prior to practice one time before each game. For media availability and to verify locations and

times, please check with Jeremy Rosenthal.

### ON-CAMPUS PARKING

Parking on The University of Texas campus can be difficult. For media availability coverage at Moody Center, we recommend media park in Manor Garage (2017 Robert Dedman Drive). Please note payment is required in this garage.

### COVERING THE GAME

**CREDENTIALS:** To request working media credentials for a Texas Women's Basketball home game, please submit a formal request via e-mail ([j.rose@utexas.edu](mailto:j.rose@utexas.edu)) to Jeremy Rosenthal in the media relations office at least one week prior to the game.

- Credentials are granted to authorized working press, scouts, University of Texas approved officials and game management personnel only.
- With the exception of beat reporters covering the team on a daily basis for daily reports, all credentials are approved and issued on a game-by-game basis.
- Media organization identification and the name of the media member covering the game for that outlet are required for every credential.
- Credentials are not transferable.

**MEDIA ENTRANCE/WILL CALL:** Should you need to pick up your media/photo credential on game day, our media will call window is located in the Box Office near the Southwest Gate. Media will call opens 90 minutes prior to tipoff.

Media members are to enter and leave Moody Center through the Northwest Lobby.

**PARKING:** Press parking is located in Manor Garage (2017 Robert Dedman Drive) Parking passes are limited and available on a first-come, first-serve basis.

**PRESS ROOM:** From the Northwest Lobby entrance, take a right and walk around the concourse until you come to the elevator lobby outside Section 124. Take the elevator down to the arena floor. From the elevator, take a right down the back hallway and the working press room/interview room will be located halfway down the hallway on the right. Working press are provided with pre-game notes and stats, flipcards with rosters and fact books along with post-game books (box score and play-by-play).

**MEAL ROOM:** During pre-game and halftime, there will be a room on the arena level available with food and drinks for working media and game management personnel. From the working press room, walk back in the direction of the elevators, enter the tunnel that heads to the court and make an immediate left.

**MEDIA SEATING:** Please locate the seating chart in the press room to find your seat location. In general, the visiting team's radio network is seated at the scorer's table next to its team bench. Home radio and the originating television broadcast crew are located at mid-court on the side opposite from the benches. All other media are seated in the press section, located in the upper two rows of Section 123 in the arena. Media can access that section by taking the elevator from the arena level up to the concourse. When you exit the elevator, take a left and you will enter Section 123.

**MEDIA COVERING TEXAS ON THE ROAD:** Media members wishing to cover UT on the road must contact the host media relations office for credentials.

### DIGITAL PHOTOGRAPHY SERVICES

The University of Texas provides a digital photographer work area which is located in the press room. Ethernet lines as well as media materials are available in this area. If you have questions concerning this area, please contact the UT Athletics Photography Department at 512-471-6573 or via email at [photo@athletics.utexas.edu](mailto:photo@athletics.utexas.edu). Photographers and television camera personnel are limited to the areas that are marked in the baseline areas. The bench area for both teams are off limits at all times to photographers.

### PHOTOGRAPHY SERVICES

High-quality photographs are available through UT's Media Relations Office. To request digital photographs of current and former Texas Basketball players and coaches, please contact the UT Athletics Photography Department at 512-471-6573 or via email at [photo@athletics.utexas.edu](mailto:photo@athletics.utexas.edu).

### POSTGAME INTERVIEWS

The Texas locker room is closed to the media. All postgame interviews will be conducted in the press room. No interviews with Texas players or coaches are permitted on the court following the game, except for the originating television broadcast. After a 10-minute cooling off period, the visiting coach and select players [if approved by the visiting SID] will be escorted to the press room first. Following a 10-minute interview window with the visiting team, UT coach Vic Schaefer and requested Texas players will be available in the press room.

• **52nd Season:** Texas tips off its 52nd season of intercollegiate basketball when it faces Incarnate Word on November 3, 2025. The Longhorns hold an all-time record of 1251-444 in their previous 51 years of competition. UT played its first varsity basketball contest on Nov. 26, 1974 and recorded a 68-17 win at Huston-Tillotson.

• **Back to the Final Four:** The Longhorns advanced to the Final Four in the 2024-25 season for the first time since 2003.

• **Back-to-Back 30 win seasons:** Texas went 33-5 in the 2023-24 season and 35-4 in the 2024-25 season. The 35 wins set a program record for wins in the NCAA Era. The last time Texas won 30 games in back-to-back seasons was 1986-87 (31-2) and 1987-88 (32-3).

• **Isn't It Grand?:** Texas is one of just 12 programs in NCAA Division I women's basketball history to reach 1,000 all-time victories. The Longhorns achieved the milestone on January 27, 2016 with a 70-46 win against Kansas in the Frank Erwin Center. Texas ranks sixth all-time in NCAA Division I women's basketball history with 1,241 all-time wins.

• **National Champions:** Texas won the 1986 NCAA Championship while finishing the season at 34-0 to become the first team in NCAA history to complete a perfect season.

• **Perfection:** Texas is one of just five women's basketball programs to boast a perfect season. Baylor, Connecticut, South Carolina and Tennessee are the only other programs to match the Longhorns' unblemished excellence.

#### Championship Performance

• UT has made a total of 37 all-time appearances in the NCAA Tournament. The Longhorns sport a 55-36 record in their 37 trips to the Big Dance.

• Texas enters the 2025-26 season having qualified for the NCAA Tournament in 17 of the last 18 seasons.

• Texas ranks tied for second all-time in NCAA history with 36 all-time NCAA Tournament appearances. The Longhorns are one of just five programs in NCAA Division I Women's Basketball history to make 30 or more all-time NCAA Tournament appearances.

#### All-Time NCAA Tournament Appearances

Tennessee	43
<b>Texas</b>	<b>37</b>
Stanford	37
Georgia	36
UConn	36

• **Three Finals Fours:** The Longhorns have advanced to the Final Four a total of three times in program history [1986, 1987, 2003].

• **13 Elite Eights:** Texas has advanced to the "Elite Eight" of the NCAA Tournament a total of 13 times in program history [1983, 1984, 1986, 1987, 1988, 1989, 1990, 2003, 2016, 2021, 2022, 2024, 2025].

• **19 Sweet 16s:** The Longhorns have advanced to the "Sweet 16" of the NCAA Tournament a total of 19 times in program history, including in four of the last five seasons [1983, 1984, 1985, 1986, 1987, 1988, 1989, 1990, 2002, 2003, 2004, 2015, 2016, 2017, 2018, 2021, 2022, 2024, 2025].

• **14 Regular-Season Titles:** Texas has claimed a total of 14 conference championships in program history. The Longhorns won 10 Southwest Conference regular-season titles [1983, 1984, 1985, 1986, 1987, 1988, 1989, 1990, 1993, 1996]. UT has claimed three Big 12 Conference regular-season titles [2003, 2004, 2023]. The Longhorns shared the 2025 regular season championship with South Carolina in their first season in the SEC.

• **11 Tournament Titles:** The Longhorns have captured 11 conference postseason tournament titles in program history. UT won eight consecutive Southwest Conference Tournament championships between 1983-91 and added a 10th in 1994. Texas won the 2022 and 2024 Big 12 Tournament championship.

#### Winning Streaks

• Texas won its first 117 Southwest Conference regular-season games after joining the conference in 1982, and lasting through Feb. 18, 1990.

• The Longhorns feature three overall winning streaks of 30 games or more, including a program-best 40-game winning streak [11/29/85 - 12/9/86].

#### More Than 500 All-Time Poll Appearances:

Texas is just one of five programs in the history of the Associated Press women's basketball poll to make 500 or more all-time appearances. The Longhorns accomplished the milestone on March 14, 2016. Texas joined Tennessee and Georgia as one of only three programs to accomplish the feat. Stanford and UConn since have also reached 500 appearances. The AP poll for women's basketball began in 1976.

• **Winning at Moody Center:** Texas will play their fourth season in Moody Center in 25-26. In the 2024-25 season the Longhorns went undefeated on their home court with a 17-0 record. In three seasons at Moody Center the Longhorns are 49-5. Texas is 34-2 at Moody over the last two seasons.

• **WNBA Draft:** Texas has had 11 players selected in the WNBA Draft, with Charli Collier most recently being taken with the No.1 over all pick by the Dallas Wings in 2021. Ariel Atkins was chosen as the seventh overall pick in 2018 by Washington. Atkins joined Edna Campbell [1999], Edwina Brown [2000], Tiffany Jackson [2007] and Imani McGee-Stafford [2015] as one of four first-round picks in school history.

• **WNBA Horns:** 22 former Texas players have competed in the WNBA in program history. Texas Exes currently participating in the WNBA are Ariel Atkins [Chicago Sky], and Sug Sutton [Washington Mystics]. Atkins helped lead the Mystics to the 2019 WNBA Championship and was a gold medalist on the 2021 Tokyo team.

• **Coach Conradt:** Former Texas head coach Jody Conradt was the second woman in history to be inducted into the Naismith National Memorial Basketball Hall of Fame. Conradt was also a member of the first class [1999] inducted into the Women's Basketball Hall of Fame.



**#00**  
**KYLA OLDACRE**

**SENIOR | 6-6 | F**  
**MASON, OHIO | WILLIAM MASON/MIAMI**

**OLDACRE'S CAREER HIGHS**

Points \_\_\_\_\_ 21 vs. Southeast Missouri St. [11/10/24]  
 Rebounds \_\_\_\_\_ 16 at South Carolina [1/12/25]  
 Assists \_\_\_\_\_ 3 vs. Florida [3/2/25]  
 Steals \_\_\_\_\_ 3 vs. North Carolina [1/05/23]  
 Blocks \_\_\_\_\_ 6 vs. Wake Forest [01/07/24]  
 Field Goals \_\_\_\_\_ 9 vs. Virginia [2/26/23]  
 Free Throws \_\_\_\_\_ 9 vs. UTRGV [12/29/24]

**JUNIOR (2024-25)**

- Played in all 39 games for the Longhorns in the 2024-2025 season.
- Averaged 8.8 points and 5.9 rebounds for the season.
- Scored in double-figures in 16 games.
- Scored 11 points and 16 rebounds against #2 South Carolina, 19 points and seven rebounds against #8 Kentucky, 18 points and six rebounds against Florida.
- Shot a career best 59.2 percent for the season.
- Increased from 156 points in her sophomore season to 345 points in her junior season, her first season at Texas.

**AT MIAMI (2023-24 SEASON)**

- Started all but one non-conference game.
- Played nearly 31 minutes, scoring 10 while blocking three shots and grabbing eight boards to help Miami past Southern Nov. 17
- Held it down in the paint, scoring 10 while reeling in seven boards to aid in the 75-70 win against DePaul Dec. 8
- Scored 11 points and nabbed six boards against No. 10/13 Baylor
- Notched a career-high six blocks to help Miami set a program record for blocks in a game during the win against Wake Forest Jan. 7

**PREP**

- 2022 McDonald's All-American
- No. 25 recruit in the country, according to espnW HoopGurlz
- Fifth-best post player in the 2022 class
- All-Ohio first-team honoree as a senior
- Helped Mason to a state runner-up finish in 2022 Division I championship
- Totaled 13 double-doubles as a senior, averaging 15.3 points and 9.3 rebounds

**ACADEMICS & COMMUNITY**

- Major is Physical Culture & Sports with a Digital Arts and Media Certificate

**PERSONAL**

- Came to Miami in June prior to freshman season and had both knee surgery and surgery to remove tumors from her abdomen.
- Shared her experience as part of a Black Athlete Mental Health Panel at Miami as part of Black History Month.

SEASON	TEAM	GP-GS	MIN/AVG	Field Goals		3-Point		F-Throws		Rebounds				Scoring						
				FG-FGA	FG%	3FG-3FGA	3FG%	FT-FTA	FT%	OFF	DEF	TOT	AVG	PF-FO	A	TO	BLK	STL	PTS	AVG
2022-23	UM	23-0	263/11.5	36-79	.456	0-0	.000	19-27	.704	26	45	71	3.1	35-0	4	23	9	13	91	4.0
2023-24	UM	31-21	501/16.2	65-114	.570	0-0	.000	26-45	.578	60	77	137	4.4	56-1	15	34	27	15	156	5.0
2024-25	TX	39-2	685/17.6	116-196	.592	0-0	.000	113-163	.693	114	116	230	5.9	92-3	19	42	35	35	345	8.8
<b>TOTAL FOR TX</b>		<b>39-2</b>	<b>685/17.6</b>	<b>116-196</b>	<b>.592</b>	<b>0-0</b>	<b>.000</b>	<b>113-163</b>	<b>.693</b>	<b>114</b>	<b>116</b>	<b>230</b>	<b>5.9</b>	<b>92-3</b>	<b>19</b>	<b>42</b>	<b>35</b>	<b>35</b>	<b>345</b>	<b>8.8</b>
<b>TOTAL</b>		<b>93-23</b>	<b>1449/15.6</b>	<b>217-389</b>	<b>.558</b>	<b>0-0</b>	<b>.000</b>	<b>158-235</b>	<b>.672</b>	<b>200</b>	<b>238</b>	<b>438</b>	<b>4.7</b>	<b>183-4</b>	<b>38</b>	<b>99</b>	<b>71</b>	<b>63</b>	<b>592</b>	<b>6.4</b>



**#1**

**BRYANNA PRESTON**

**SOPHOMORE | 5-9 | G**

**JONESBORO, GA. | WESLEYAN**

**PRESTON'S CAREER HIGHS**

Points \_\_\_\_\_ 12 vs. Tennessee [3/9/25]  
 Rebounds \_\_\_\_\_ 4 vs. Florida [3/2/25]  
 Assists \_\_\_\_\_ 7 vs. William & Mary [3/22/25]  
 Steals \_\_\_\_\_ 3 (5 times)  
 Blocks \_\_\_\_\_ 1 at James Madison [12/08/24]  
 Field Goals \_\_\_\_\_ 5 vs. Southeast Missouri State [11/10/24]  
 Free Throws \_\_\_\_\_ 4 vs. New Mexico State [11/29/24]

**FRESHMAN [2024-25]**

- Played in 39 games for the Longhorns in the 2024-2025 season.
- Scored 11 points in her first collegiate games against Southeast Missouri State.
- Dished out four or more assists in eight games.
- Scored a season-high 12 points in the Longhorns Sweet Sixteen win over Tennessee.
- Record a season-high seven assists in NCAA Tournament first round victory over William & Mary.
- Scored seven points in 17 minutes in the Longhorns win against #5 LSU.

**PREP**

- No. 38 ranked player in the 2024 class by ESPN.
- Averaged 18.7 points, 6.7 assists, 3.6 rebounds and 2.2 steals per game in the 2022-23 season.
- Earned Class 6A First Team All-State honors and the 6A Best Passer Award.
- Helped her team to a state championship in the 2021-22 season and a runner-up finish in the 2022-23 season.
- 2020-21 AJC Sports Southside Player of the Year.

**PERSONAL**

- Daughter of Kimberly Preston and Theodis Preston. Mother played at Texas State.
- Is the youngest of four siblings with sisters Tiyanna and Avanna and brother Jared. Tiyanna plays volleyball at Bethune-Cookman and Avanna played at Reinhardt.
- Birthday is November 18.
- Major at UT is Exercise Science

				Field Goals		3-Point		F-Throws		Rebounds				Scoring						
SEASON	TEAM	GP-GS	MIN/AVG	FG-FGA	FG%	3FG-3FGA	3FG%	FT-FTA	FT%	OFF	DEF	TOT	AVG	PF-FO	A	TO	BLK	STL	PTS	AVG
2024-25	TX	39-0	502/12.9	63-133	.474	3-15	.200	44-59	.746	9	38	47	1.2	52-1	75	38	2	35	173	4.4
<b>TOTAL</b>		<b>39-0</b>	<b>502/12.9</b>	<b>63-133</b>	<b>.474</b>	<b>3-15</b>	<b>.200</b>	<b>44-59</b>	<b>.746</b>	<b>9</b>	<b>38</b>	<b>47</b>	<b>1.2</b>	<b>52-1</b>	<b>75</b>	<b>38</b>	<b>2</b>	<b>35</b>	<b>173</b>	<b>4.4</b>



#3

RORI HARMON

SENIOR | 5-6 | G

HOUSTON, TEXAS | CYPRESS CREEK

Enters the 2025-26 season 46 assists from setting the UT all-time career assist record

AWARDS & HONORS

- All-American (Honorable Mention) [2022, 23, 25]
- Big 12 Freshman of the Year [2022]
- Big 12 Defensive Player of the Year [2003]
- First Team All-Big 12 [2023]
- 4x Big 12 Freshman of the Week
- USBWA National Freshman of the Week
- ESPN W National Player of the Week
- 2025 Naismith Defensive Player of the Year Semifinalist
- 2025 Nancy Lieberman Point Guard of the Year Finalist

JUNIOR (2024-25)

- Became the first player in Texas Women's Basketball program history to reach 1200 points and 700 assists.
- AP All-American Honorable Mention
- Nancy Lieberman Point Guard of the Year Award finalist
- Naismith Defensive Player of the Year semifinalist
- SEC All-Defensive Team
- Recorded her 1000th career point.
- Currently ranks second all-time in program history for career assists with 731. She is 46 assists away from setting the program record.
- Played in started in all 39 games for the Longhorns in the 2024-2025 season. Has played in a total of 118 career games at Texas.
- Finished the season with 1288 points (28th all-time), 731 assists (second all-time), 526 rebounds, 279 steals (eighth all-time).

SOPHOMORE (2023-24)

- Played 12 games before suffering season-ending ACL injury on Dec. 27.
- Through 12 games was leading the country in assist-turnover ratio at 93-14 (6.64 a/t)
- Recorded 500th career assist in game vs. UTRGV

SOPHOMORE (2022-23)

- Followed up her impressive freshman season with a stellar sophomore campaign. Named AP and WBCA All-America honorable mention and Texas Basketball Coaches Association Player of the Year.
- Earned Big 12 Defensive Player of the Year and All-Big 12 First Team accolades.
- Averaged 7.4 assists per game to set a new program record for single season assist average.
- Harmon and Caitlin Clark were the only players for the season to average at least 11 points per game, over seven assists per game and over five rebounds per game.
- Harmon made history against TCU when she became the fourth player in program history to record a triple-double with 17 points, 11 assists and 10 rebounds.
- Played and started in 31 games and played all 40 minutes in 10 games.
- Harmon was selected to the Naismith Trophy Player of the Year Midseason Team.
- Registered nine games on the season with double-digit assists, including a double-

double with 15 points and a career-high 13 assists against Kansas State.  
 • Named an Academic All-Big 12 honoree.

FRESHMAN (2021-22)

- Turned in a remarkable freshman campaign resulting in All-America Honorable Mention honors by the Associated Press (AP) and the Women's Basketball Coaches Associations (WBCA), becoming the first freshman in school history to earn All-American status from either organization.
- Named the 2022 Big 12 Freshman of the Year.
- Named to the Spokane Region All-Tournament Team during the 2022 NCAA Tournament.
- Received the Most Outstanding Player Award following the 2022 Big 12 Championship in Kansas City.
- Named to the All-Big 12 Second Team.
- Named to the Big 12 All-Defensive Team as well as the Big 12 All-Freshman Team.
- Garnered four Big 12 Freshman of the Week awards.
- Recognized as the ESPN W National Player of the Week [Feb. 21].
- Named the Tamika Catchings National Freshman of the Week award from the National Collegiate Basketball Writers Association [Dec. 28].
- Led the Big 12 and ranked No.17 in the NCAA with 86 steals on the season which ranks No. 2 in school history in single-season steals by a freshman.
- Ranked No. 3 in the league and No. 17 nationally in total assists (180) which ranks No. 1 in school history in single-season assists by a freshman.
- Ranked No. 3 in the conference and No. 26 nationally with a 2.25 assist/turnover ratio.
- Poured in a team-best 21 points in victory at No.2-ranked Stanford [Nov.14].
- Recorded first-career double-double performance at Tennessee [Nov. 21] totaling 10 points while dishing out 11 assists.
- Notched 18 points in a team-high nine assists at Texas A&M [Dec. 5].
- Recorded 15 points on 6-of-8 shooting at Princeton [Dec. 22].
- Posted second double-double of the season at Oklahoma with 15 points and a season-high 11 rebounds [Jan. 29].
- Tallied a team-best 20 points and nine assists vs Iowa State [Feb. 16].
- Paced the team with 19 points, eight rebounds and seven assists at West Virginia [Feb. 20].
- Poured in a season-best 30 points on 8-of-17 shooting including a season-high five triples in Big 12 Championship semifinal victory over Iowa State [March 12].
- Scored 14 points to go with six assists and seven rebounds in NCAA Elite 8 loss to Stanford [March 27].

HARMON'S CAREER HIGHS

Points	_____	30 Iowa State [3-12-22]
Rebounds	_____	11 at Oklahoma [1-29-22]
Assists	_____	13, vs Kansas State [12-31-22]
Steals	_____	6, (4 times)
Blocks	_____	2 at Kansas State [3-04-23]
Field Goals	_____	9 vs Iowa State [02-16-22]
3-Point Field Goals	_____	5, Iowa State [3-12-22]
Free Throws	_____	10 vs West Virginia [2-19-23]

SEASON	TEAM	GP-GS	MIN/AVG	Field Goals			3-Point		F-Throws		Rebounds				Scoring					
				FG-FGA	FG%	3FG-3FGA	3FG%	FT-FTA	FT%	OFF	DEF	TOT	AVG	PF-FO	A	TO	BLK	STL	PTS	AVG
2021-22	TX	36-34	1081/30.0	144-363	.397	22-69	.319	99-135	.733	26	134	160	4.4	92-2	180	80	1	86	409	11.4
2022-23	TX	31-31	1117/36.0	140-380	.368	8-51	.157	59-105	.562	34	129	163	5.3	55-2	228	99	8	72	347	11.2
2023-24	TX	12-12	332/27.7	69-132	.523	7-22	.318	24-36	.667	16	51	67	5.6	12-0	93	14	2	37	169	14.1
2024-25	TX	39-39	1166/29.9	144-386	.373	11-39	.282	64-86	.744	25	111	136	3.5	44-0	230	76	3	84	363	9.3
<b>TOTAL</b>		<b>118-116</b>	<b>3696/31.3</b>	<b>497-1261</b>	<b>.394</b>	<b>48-181</b>	<b>.265</b>	<b>246-362</b>	<b>.680</b>	<b>101</b>	<b>425</b>	<b>526</b>	<b>4.5</b>	<b>203-4</b>	<b>731</b>	<b>269</b>	<b>14</b>	<b>279</b>	<b>1288</b>	<b>10.9</b>

### PREP

- Named a McDonald's All-American and the 2021 Texas Gatorade Player of the Year.
- Ranked as the No.10 prospect in the country for the 2021 class by espnW/HoopGurlz.
- Named the 2021 Houston Chronicle All-Greater Houston Girls Basketball Co-Player of the Year, which was shared with her high school teammate and fellow UT recruit Kyndall Hunter.
- Finished her career at Cypress Creek High School with 2,572 points, 745 assists and 700 steals in 146 games.
- Averaged 18 points, 5.8 assists and 5.2 steals per game during her senior campaign leading the Cougars to a runner-up finish in the Class 6A state championship.
- Ranked the No.6 overall prospect in the country as a junior by All Star Girls Report and the No. 10 overall prospect by ESPN W HoopGurlz.
- Averaged 15.6 points, 5.6 rebounds, 5.2 assists and 4.7 steals per game while helping Cypress Creek to a 41-1 record and a runner-up finish in the Class 6A state tournament during her junior season.
- Four-time Texas Association of Basketball Coaches (TABC) all-state selection.

### PERSONAL

- Earned undergraduate degree in Applied Movement Science; pursuing master's degree in Sport Management
- Daughter of Rodney and Shemeya Harmon



# #6 SARAH GRAVES

SENIOR | 5-9 | G  
KELLER, TEXAS | KELLER

## GRAVES CAREER HIGHS

Points	6 vs. UTRGV [12-20-23]
Rebounds	1 vs. Drexel [03-22-24]
Assists	1 vs. UTRGV [12-20-23]
Steals	1 vs. Southeast Missouri State [11/10/24]
Blocks	
Field Goals	2 vs. UTRGV [12-20-23]
3-Point Field Goals	2 vs. UTRGV [12-20-23]
Free Throws	2 vs. Lamar [11/13/24]

Started at UT as a walk-on her freshman year and was put on scholarship prior to the 2023-24 season.

### JUNIOR (2024-25)

- Played in nine games for the Longhorns in the 2024-2025 season.
- Recorded two points against Lamar University.
- Named to 2024-2025 SEC Academic Honor Roll.

### SOPHOMORE (2023-24)

- Played in two games for the Longhorns in the 2023-24 season.
- Connected on 2-of-2 from 3-point range for six points in win over UTRGV.
- Played in NCAA Tournament first round game against Drexel.

### PREP

First Team All-District at Keller High School...THSCA All-State Academic First Team... Body Armor TX "Love of the Game" Award...Named #19 PG in TX by LonestarPreps... Team Captain, led KHS to two district championships (2020,2021).

### PERSONAL

Daughter of John and Nicole Graves...born Oct. 13, 2003...intended major at UT is Finance...brothers Joseph and John and sisters Hannah and Rebekah.

### ACADEMICS & COMMUNITY

- Major is Finance

SEASON	TEAM	GP-GS	MIN/AVG	Field Goals		3-Point		F-Throws		Rebounds				Scoring							
				FG-FGA	FG%	3FG-3FGA	3FG%	FT-FTA	FT%	OFF	DEF	TOT	AVG	PF-FO	A	TO	BLK	STL	PTS	AVG	
2022-23	TX	1-0	1/1.1	0-0	.000	0-0	.000	0-0	.000	0	0	0	0.0	0-0	0	0	0	0	0	0	0
2023-24	TX	2-0	9/4.6	2-3	.667	2-3	.667	0-0	.000	1	0	1	0.5	1-0	1	0	0	0	0	6	3.0
2024-25	TX	9-0	25/2.8	0-9	.000	0-4	.000	2-2	1.000	1	0	1	0.1	2-0	2	0	0	2	2	2	0.2
<b>TOTAL</b>		<b>12-0</b>	<b>36/3.0</b>	<b>2-12</b>	<b>.167</b>	<b>2-7</b>	<b>.286</b>	<b>2-2</b>	<b>1.000</b>	<b>2</b>	<b>0</b>	<b>2</b>	<b>0.2</b>	<b>3-0</b>	<b>3</b>	<b>0</b>	<b>0</b>	<b>2</b>	<b>8</b>	<b>0.7</b>	



#7

JORDAN LEE

SOPHOMORE | 6-0 | G

STOCKTON, CALIF. | SAINT MARY'S

LEE'S CAREER HIGHS

Points \_\_\_\_\_ 20 at James Madison [12-08-24]  
 Rebounds \_\_\_\_\_ 5 vs. Ole Miss [01-26-25]  
 Assists \_\_\_\_\_ 4 vs. Florida [3-2-25]  
 Steals \_\_\_\_\_ 2 (6 times)  
 Blocks \_\_\_\_\_ 2 vs. Tennessee [1/23/25]  
 Field Goals \_\_\_\_\_ 7 at James Madison [12-08-24]  
 3-Point Field Goals \_\_\_\_\_ 6 at James Madison [12-08-24]  
 Free Throws \_\_\_\_\_ 3 vs. Tennessee [1/23/25]

USA BASKETBALL

• Earned gold medals with USA Basketball at 2025 FIBA U19 World Cup and 2024 FIBA U18 AmeriCup.

FRESHMAN [2024-2025]

- Earned a spot on the All-SEC Freshman Team
- Earned SEC Freshman of the Week and USBWA National Freshman of the Week on Jan. 7.
- Played in 39 games in the 2024-25 season and started five games.
- Scored in double-figures in ten games during the 2024-2025 season.
- Scored 16 points in the Final Four vs #2 South Carolina.
- Scored a season high 20 points with six 3-point field goals in the Longhorns win against James Madison.
- Led Texas with 42, 3-point field goals in the season and shot 39.3 percent from 3-point range.
- Scored 227 points in the 2024-2025 season.
- Scored 17 points in the Longhorns SEC Opener win against #9 Oklahoma.
- Scored 13 points in Longhorns Sweet Sixteen win against Tennessee.
- Earned SEC Academic Honor Roll recognition.

PREP

- No. 9 ranked player in the 2024 class by ESPN.
- McDonald's All-American.
- Won gold medal with USA Basketball U18 team in summer of 2024.
- Averaged 20.1 points, 2.7 assists, and 7.4 rebounds per game in the 2022-23 season.
- Earned First Team All-State honors in 2023.
- Lee was a 2022-23 First Team Junior All-American and her team was the 2022-23 Norcal D1 GBB Runner-Up.
- Lee also excelled in track and field and was a two-time USA Junior Nationals Track and Field All-American. Lee won back-to-back 1600-meter and 800-meter state championships on the track.

PERSONAL

- Daughter of Roderick Lee and Georgia Kovich-Lee. Dad played college basketball at the University of Ottawa and mom at Brock University.
- Has a sister Sophie Lee.
- Birthday is July 30.
- Major at UT is Biology.

SEASON	TEAM	GP-GS	MIN/AVG	Field Goals		3-Point		F-Throws		Rebounds				Scoring						
				FG-FGA	FG%	3FG-3FGA	3FG%	FT-FTA	FT%	OFF	DEF	TOT	AVG	PF-FO	A	TO	BLK	STL	PTS	AVG
2024-25	TX	39-5	768/19.7	82-201	.408	42-107	.393	21-30	.700	27	31	58	1.5	59-1	45	34	7	24	227	5.8
<b>TOTAL</b>		<b>39-5</b>	<b>768/19.7</b>	<b>82-201</b>	<b>.408</b>	<b>42-107</b>	<b>.393</b>	<b>21-30</b>	<b>.700</b>	<b>27</b>	<b>31</b>	<b>58</b>	<b>1.5</b>	<b>59-1</b>	<b>45</b>	<b>34</b>	<b>7</b>	<b>24</b>	<b>227</b>	<b>5.8</b>



**#8**  
**GRACE PRENTER**

**FRESHMAN | 5-8 | G**  
**DUBLIN, IRELAND | MOUNT ANVILLE SECONDARY**

**PREP**

- Member of the Irish National Senior Team, which competed at the 2025 FIBA Women's EuroBasket Qualifier.
- Member of the Irish National Youth Team, which competed in the 2024 FIBA U18 Women's EuroBasket Division B, 2024 FIBA U20 Women's EuroBasket Division B and the 2023 FIBA U18 Women's European Championship Division B.
- In the 2024 FIBA U18 Women's EuroBasket Division B competition Prenter averaged 16.1 points per game, 4.6 rebounds per game and 3.0 assists per game. In the 2024 FIBA U20 Women's EuroBasket Division B she averaged 14.3 points, 4.3 rebounds and 5.3 assists per game.
- Intended major at UT is Business.



#11  
**JUSTICE CARLTON**

SOPHOMORE | 6-1 | F  
 KATY, TEXAS | SEVEN LAKES

**CARLTON'S CAREER HIGHS**

Points	30 vs Butler [11/30/24]
Rebounds	9 vs. South Dakota State [12/22/24]
Assists	2 vs. La Salle [12/17/24]
Steals	4 vs. La Salle [12/17/24]
Blocks	2 vs. Southeast Missouri State [11/10/24]
Field Goals	12 vs. Butler [11-30-24]
3-Point Field Goals	1 at James Madison [12-08-24]
Free Throws	7 vs. Lamar [11/13/24]

**FRESHMAN (2024-25)**

- Played in 34 games with one start.
- USBWA National Freshman of the Week on Dec. 3.
- Scored a season-high 30 points against Butler in the Gulf Coast Showcase, made 12-15 field goals in the game.
- Scored in double-figures in six games.
- Had 19 points, nine rebounds against South Dakota State.
- Scored eight points at #2 South Carolina.
- Had 15 points and six rebounds against Arkansas.

**PREP**

- No. 12 ranked player in the 2024 class by ESPN.
- McDonald's All-American.
- Averaged 25 points and 10 rebounds per game in the 2022-23 season.
- Earned All-State honors as well as Offensive Player of the Year and Naismith All-America Honorable Mention.
- Holds seven school records at Seven Lakes including points in a game (46), points in a season (1,020), rebounds in a game (23), blocks in a game (10), blocks in a season (115), career blocks (167) and single game free-throw percentage (1.000, 7-of-7).
- Club team, Nike CyFair Elite participated in Mamba Cup in California and met and played against Kobe Bryant's team, Mamba.

**PERSONAL**

- Daughter of Kacey Carlton (Moffitt), who played at Baylor and professionally in Europe and Asia for seven years and with the WNBA's Detroit Shock and Miami Sol.
- Three sisters, Madison, Londyne and Jameson.
- Birthday is December 4.
- Intended major at UT is Sports Management

		Field Goals		3-Point		F-Throws		Rebounds				Scoring								
SEASON	TEAM	GP-GS	MIN/AVG	FG-FGA	FG%	3FG-3FGA	3FG%	FT-FTA	FT%	OFF	DEF	TOT	AVG	PF-FO	A	TO	BLK	STL	PTS	AVG
2024-25	TX	34-1	375/11.0	71-144	.493	3-12	.250	26-33	.788	30	58	88	2.6	39-0	14	30	13	19	171	5.0
<b>TOTAL</b>		<b>34-1</b>	<b>375/11.0</b>	<b>71-144</b>	<b>.493</b>	<b>3-12</b>	<b>.250</b>	<b>26-33</b>	<b>.788</b>	<b>30</b>	<b>58</b>	<b>88</b>	<b>2.6</b>	<b>39-0</b>	<b>14</b>	<b>30</b>	<b>13</b>	<b>19</b>	<b>171</b>	<b>5.0</b>



#16

LOVISA ASBRINK HOSE

SOPHOMORE | 6-6 | C

STOCKHOLM, SWEDEN | LULEA GYMNASIESKOLA

ASBRINK HOSE'S CAREER HIGHS

Points	8 vs ECU [2/26/25]
Rebounds	13 vs. Temple [1/08/25]
Assists	1 at Rice [2/18/25]
Steals	1 at Charlotte [2/22/25]
Blocks	3 at Charlotte [2/22/25]
Field Goals	4 at Memphis [2/08/25]
3-Point Field Goals	1 vs. ECU [2/26/25]
Free Throws	4 vs. Tulane [12/29/24]

FRESHMAN [2024-25]

- Competed in 22 games and made five starts for the Owls
- AAC Freshman of the Week (Jan. 6) and AAC Weekly Honorable Mention (March 4)
- Tied a career-high eight points, shooting 50 percent (3-of-6) from the field, and 100 percent (1-of-1) from 3-point range, and going 1-of-1 at the line, while also adding three rebounds vs. East Carolina (Feb. 26)
- Collected a season-high three blocks at Charlotte (Feb. 22)
- Scored a career-high eight points, shooting 80 percent (4-of-5) from the field at Memphis (Feb. 8)
- Made her first career start and collected a career-high 13 boards vs. Temple (Jan. 8)
- Made her collegiate debut, collecting two rebounds and scoring a point vs. Georgia Southern (Dec. 18)

PREP

- Played at Lulea Gymnasieskola, the best and most accomplished high school for basketball in Sweden
- U16 and U18 Swedish National Team Member
- As a senior, Hose averaged 15.5 points per game, while also nearly averaging a double-double with 9.8 rebounds per game and tallying 1.5 blocks per game
- In addition to her high school career, she also competed at the club level with RIG Lulea

- Intended major at UT is Government

				Field Goals		3-Point		F-Throws		Rebounds				Scoring							
SEASON	TEAM	GP-GS	MIN/AVG	FG-FGA	FG%	3FG-3FGA	3FG%	FT-FTA	FT%	OFF	DEF	TOT	AVG	PF	FO	A	TO	BLK	STL	PTS	AVG
2024-25	FAU	22-5	315/14.3	29-67	.433	3-9	.333	13-19	.684	30	54	84	3.8	37-1	5	31	12	6	74	3.4	
<b>TOTAL</b>		<b>22-5</b>	<b>315/14.3</b>	<b>29-67</b>	<b>.433</b>	<b>3-9</b>	<b>.333</b>	<b>13-19</b>	<b>.684</b>	<b>30</b>	<b>54</b>	<b>84</b>	<b>3.8</b>	<b>37-1</b>	<b>5</b>	<b>31</b>	<b>12</b>	<b>6</b>	<b>74</b>	<b>3.4</b>	



#21  
**ASHTON JUDD**

SENIOR | 6-1 | G  
WEST PLAINS, MO. | WEST PLAINS

**JUDD'S CAREER HIGHS**

Points	_____	31 vs Indiana State [11/09/23]
Rebounds	_____	13 vs. Kansas City [12/21/23]
Assists	_____	5 at Ole Miss [2/23/25]
Steals	_____	4 (4 times)
Blocks	_____	2 vs. Vanderbilt [2/02/23]
Field Goals	_____	11 vs. Indiana State [11/09/23]
3-Point Field Goals	_____	7 vs. Indiana State [11/09/23]
Free Throws	_____	7 vs. Mississippi State [1/27/25]

**PERSONAL**

- Born May 30, 2004 in West Plains, Mo.
- Daughter of DeAun and Eric
- Has two brothers, Alex and Aden
- Father played basketball at Missouri State-West Plains and Missouri State, and mother played volleyball at Missouri State-West Plains
- Graduated West Plains summa cum laude with a GPA of 4.0 or higher
- Participated in National Honors Society and Fellowship of Christian Athletes
- Major at UT is Physical Culture & Sports

**JUNIOR AT MISSOURI [2024-25]**

- Ranked 34th in scoring in the SEC, averaging 11.6 points per game
- Reached 1,000 career points
- Played 32 games this season
- Contributed on both ends of the court by scoring thirteen points while also adding six rebounds, four steals, three assists, and one block for a home opener win against Southern (Nov. 7)
- Led the team in scoring with 22 points, while also adding five rebounds, one assist, and one steal against Wichita State (Nov. 26)
- Secured 17 points, three rebounds, and one steal against LSU (Feb. 6)

**SOPHOMORE AT MISSOURI [2023-24]**

- Started all 30 games on the year.
- Averaged 13.4 points and 6.4 rebounds.
- Scored a season-best 31 points on an 11-of-14 mark against Indiana State (11/9/23)
- Tallied 26 points and five rebounds versus Southern Indiana (11/20/23)

**FRESHMAN AT MISSOURI [2022-23]**

- Appeared in all 32 games for the Tigers in her first year
- Averaged 7.4 points and 3.0 rebounds per game
- Shot 46.1 percent from the field
- Finished third on the team with 88 field goals

**PREP**

- Led West Plains High School to the 2021-22 Missouri Class 5 State Championship • Won 2021-22 Missouri Class 5 Player of the Year
- Set program records for most single-game points (45), rebounds (23) and assists (12) with the Zizzers
- Awarded 2021-22 Ozark Conference Co-Player of the Year
- Received 2021-22 MSHSAA Class 5 District 5 Player of the Year Honors.

SEASON	TEAM	GP-GS	MIN/AVG	Field Goals			3-Point		F-Throws		Rebounds				Scoring					
				FG-FGA	FG%	3FG-3FGA	3FG%	FT-FTA	FT%	OFF	DEF	TOT	AVG	PF-FO	A	TO	BLK	STL	PTS	AVG
2022-23	MO	32-0	643/20.1	88-191	.461	31-69	.449	31-39	.795	25	71	96	3.0	66-1	19	67	7	18	238	7.4
2023-24	MO	30-30	928/30.9	152-352	.432	47-134	.351	50-62	.806	46	145	191	6.4	86-5	44	99	10	22	401	13.4
2024-25	MO	32-28	876/27.4	130-329	.395	56-153	.366	55-74	.743	37	122	159	5.0	80-2	53	95	9	32	371	11.6
<b>TOTAL</b>		<b>94-58</b>	<b>2447/26.0</b>	<b>370-872</b>	<b>.424</b>	<b>134-356</b>	<b>.376</b>	<b>136-175</b>	<b>.777</b>	<b>108</b>	<b>338</b>	<b>446</b>	<b>4.7</b>	<b>232-8</b>	<b>116</b>	<b>261</b>	<b>26</b>	<b>72</b>	<b>1010</b>	<b>10.7</b>



**#23**

**AALIYAH CRUMP**

FRESHMAN | 6-1 | G  
SHAKOPEE, MINN. | MINNETONKA

**PREP**

- Ranked the No. 5 recruit by ESPN in the 2025 class.
- In her junior season Crump averaged 24.4 points, 8.2 rebounds, 3.7 steals and 3.3 assists in leading her high school, Minnetonka to the 2024 4A State Championship.
- Crump is a two-time All-State honoree, team captain and was selected the 2024 MaxPreps Minnesota Player of the Year.
- Crump was named to the watch list for the 2024-25 Naismith Trophy Girl's High School Player of the Year award.
- Crump has been a member of USA Basketball since 2022 and in 2023 was part of the USA Women's U16 National Team that earned the Gold Medal at the FIBA Americas Championship in Merida, Mexico. She ranked second on the team in made threes and three-point percentage.

**PERSONAL**

- Crump is the daughter of Ashley Wolf and Michael Crump, both of who played collegiate sports at Central Methodist University in Fayette, Mo.

**ACADEMICS & COMMUNITY**

- Plans to major in Physical Culture & Sports



# #25 BREYA CUNNINGHAM

JUNIOR | 6-4 | F  
CHULA VISTA, CALIF. | LA JOLLA COUNTRY DAY SCHOOL

## CUNNINGHAM'S CAREER HIGHS

Points	21 at BYU [12-21-24]
Rebounds	15 at Houston [02-22-25]
Assists	4 vs. UC San Diego [12-07-23]
Steals	4 vs. San Diego [11-14-23]
Blocks	6 vs. Grambling [11-23-24]
Field Goals	10 vs. Grand Canyon [12-05-24]
3-Point Field Goals	0
Free Throws	4 (5 times)

### PREP

- 2023 McDonald's All-American
- Member of the inaugural Nike Hoops Summit team in 2023
- First team All-Conference, All-City and All-State honoree in each year of high school
- LJCDS Freshman of the Year after her first season
- Garnered MVP honors in her freshman year at LJCDS
- Averaged 17.3 points per game and 12 rebounds per game
- Totaled over 1,000 points as a freshman and grabbed 800 boards.

### ACADEMICS & COMMUNITY

- Plans to major in Physical Culture & Sports

### HONORS

- Pac-12 All-Freshman Team Honorable Mention
- Big 12 All-Conference Team Honorable Mention

### SOPHOMORE AT ARIZONA [2024-25]

- Big 12 All-Conference Team Honorable Mention
- Fourth in the league in total blocks (56) and blocks per game, averaging 1.75 per game
- Eighth in the Big 12 in rebounds, averaging 7.03 per game
- Sixth in program history in single-season blocks (56)
- Played in and started in 32 of 33 games
- Shot 56% from the field, the fifth-best rate in the Big 12
- Averaged 11 points per game and a team-high 7.03 rebounds per game
- Had six games where she grabbed 10 or more rebounds
- Recorded four double-doubles this season
- Scored a career-high 21 points on 10-of-15 shooting in the Big 12 opener at BYU

### FRESHMAN AT ARIZONA [2023-24]

- Pac-12 All-Freshman Team Honorable Mention
- Fifth in the league in blocks, averaging 1.8 per game
- Third in the Pac-12 in total blocks on the year with 61
- Fifth in program history in single-season blocks (61)
- Played in all 34 of Arizona's games, starting in 32
- Shot 51.7% from the field, the eighth-best rate in the Pac-12
- Arizona's third-leading rebounder, averaging 4.7 per game
- Had 7+ rebounds in 10 games
- Recorded a double-double in her collegiate debut, scoring 12 points and getting 10 rebounds

SEASON	TEAM	GP-GS	MIN/AVG	Field Goals			3-Point		F-Throws		Rebounds				Scoring					
				FG-FGA	FG%	3FG-3FGA	3FG%	FT-FTA	FT%	OFF	DEF	TOT	AVG	PF-FO	A	TO	BLK	STL	PTS	AVG
2023-24	UA	34-32	722/21.2	119-230	.517	0-0	.000	25-50	.500	59	101	160	4.7	129-10	20	45	61	32	263	7.7
2024-25	UA	32-32	738/23.1	158-282	.560	0-0	.000	35-68	.515	55	170	225	7.0	114-7	30	49	56	43	351	11.0
<b>TOTAL</b>		<b>66-64</b>	<b>1460/22.1</b>	<b>277-512</b>	<b>.541</b>	<b>0-0</b>	<b>.000</b>	<b>60-118</b>	<b>.508</b>	<b>114</b>	<b>271</b>	<b>385</b>	<b>5.8</b>	<b>243-17</b>	<b>50</b>	<b>94</b>	<b>117</b>	<b>75</b>	<b>614</b>	<b>9.3</b>



# #32 TEYA SIDBERRY

SENIOR | 6-1 | F  
SALT LAKE CITY, UTAH | JUDGE MEMORIAL

## SIDBERRY'S CAREER HIGHS

Points \_\_\_\_\_ 28 vs. Florida State [01-30-25]  
 Rebounds \_\_\_\_\_ 17 vs Syracuse [03-05-25]  
 Assists \_\_\_\_\_ 5 at Kentucky [11-30-23]  
 Steals \_\_\_\_\_ 5 at Weber State [12-20-22]  
 Blocks \_\_\_\_\_ 2 (14 times)  
 Field Goals \_\_\_\_\_ 10 vs. Syracuse [02-04-24]  
 3-Point Field Goals \_\_\_\_\_ 3 (4 times)  
 Free Throws \_\_\_\_\_ 8 vs. SMU [02-23-25]

### PREP

- Turned in a stellar high school career, where she was the 2022 Ms. Basketball and all-time leading scorer in Utah High School history with 2,534 points.
- Averaged an impressive double-double of 29.6 points and 12.7 rebounds her junior season, and was named the 3A Player of the Year in back-to-back years in 2019-20 and 2020-21 at Judge Memorial High School

### ACADEMICS

Major at UT is Government

### PERSONAL

- Born on December 30, 2003 ... is the daughter of Melissa Fulkerson and Tyrees Sidberry... has two siblings.

### JUNIOR AT BOSTON COLLEGE [2024-25]

- Started in 30 of 33 appearances
- Averaged a team and career-high 7.0 rebounds per game
- Third on the team in scoring at 12.5 points, was second on the team averaging 1.7 steals per game and third in 3-pointers made
- Third in the ACC and second on the team shooting a career-high 88.6 percent from the line (78.6 in '23-24)
- Was in the top 15 in rebounding and offensive rebounding in the league
- Led the team with nine 20-point outings and six double-doubles

### SOPHOMORE AT BOSTON COLLEGE [2023-24]

- ACC All-Academic
- Nominated for All-ACC and ACC Newcomer of the Year
- Started and played all 33 games in her first season with BC
- Led the team in scoring, averaging 13.6 points and a team-high 6.7 rebounds per game
- Second on the team averaging 1.8 steals per game
- Shot a team-high 78.6 percent from the free throw line with at least 95 attempts
- Scored in double figures in 24 games

### FRESHMAN AT UTAH [2022-23]

- Played one season at Utah, where she contributed to the Utes' regular season Pac-12 title, a 27-5 record and a Sweet 16 appearance in the NCAA Tournament
- Appeared in 28 games, seeing 10.8 minutes of action while turning in 4.6 points and 3.4 rebounds per game
- Scored in double figures in five games, highlighted by a career-high 16 points against Southern Utah

				Field Goals		3-Point		F-Throws		Rebounds				Scoring						
SEASON	TEAM	GP-GS	MIN/AVG	FG-FGA	FG%	3FG-3FGA	3FG%	FT-FTA	FT%	OFF	DEF	TOT	AVG	PF-FO	A	TO	BLK	STL	PTS	AVG
2022-23	Utah	28-0	287/10.3	54-95	.568	5-25	.200	15-20	.750	27	67	94	3.4	43-1	15	31	12	28	128	4.6
2023-24	BC	33-33	916/27.8	175-385	.455	23-86	.267	77-98	.786	89	131	220	6.7	67-2	41	62	22	58	450	13.6
2024-25	BC	33-30	889/26.9	146-345	.423	26-94	.277	93-105	.886	85	146	231	7.0	58-0	31	61	21	57	411	12.5
<b>TOTAL FOR BC</b>		<b>66-63</b>	<b>1805/27.4</b>	<b>321-730</b>	<b>.440</b>	<b>49-180</b>	<b>.272</b>	<b>170-203</b>	<b>.837</b>	<b>174</b>	<b>277</b>	<b>451</b>	<b>6.8</b>	<b>125-2</b>	<b>72</b>	<b>123</b>	<b>43</b>	<b>115</b>	<b>861</b>	<b>13.0</b>
<b>TOTAL</b>		<b>94-63</b>	<b>2093/22.3</b>	<b>375-825</b>	<b>.455</b>	<b>54-205</b>	<b>.263</b>	<b>185-223</b>	<b>.830</b>	<b>201</b>	<b>344</b>	<b>545</b>	<b>5.8</b>	<b>168-3</b>	<b>87</b>	<b>154</b>	<b>55</b>	<b>143</b>	<b>989</b>	<b>10.5</b>



**#35**  
**MADISON BOOKER**

JUNIOR | 6-1 | G/F  
RIDGELAND, MISS. | GERMANTOWN

**BOOKER'S CAREER HIGHS**

Points	29 vs. Oklahoma [01-24-24]
Rebounds	14 vs. William & Mary [03-22-25]
Assists	14 vs. Drexel [03-22-24]
Steals	6 at Oklahoma [02-28-24]
Blocks	3 at Ole Miss [1-26-25]
Field Goals	13 vs. Maryland [01-20-25]
3-Point Field Goals	3 at Notre Dame [12-05-24]
Free Throws	10 vs. Texas Tech [02-21-24]

**GOLD MEDALS WITH USA BASKETBALL**

- 2025 FIBA Women's AmeriCup
- 2023 FIBA U19 Women's World Cup
- 2022 FIBA U17 Women's World Cup
- 2021 FIBA Women's U16 Americas Championship

**SOPHOMORE (2024-25)**

- 1,231 points through two seasons - a mark surpassed by only 3 players in program history at that stage of their careers
- AP First Team All-American
- WBCA First Team All American
- SEC Player of The Year
- Cheryl Miller Small Forward of the Year
- Wooden Award All-American/Finalist
- WBCA Wade Trophy Finalist
- Became the second fastest player in program history to record 1000 points in 61 games.
- Played and started in 38 games in 24-25 season.
- Averaged 16.3 points 6.6 rebounds, while shooting 46.4 percent from the field and 40.3 percent from the 3-point line.
- Shot 82.3 percent from the free-throw line.
- Finished her sophomore season with 1231 points, 436 rebounds, 287 assists, 115 steals.
- Scored 20 or more points in 14 games on the season.
- Earned a spot on the 2024-2025 SEC Academic Honor Roll.
- Recorded eight double-doubles.

**FRESHMAN (2023-24)**

- WBCA First Team All-American.
- Cheryl Miller Small Forward of the Year.
- Big 12 Player of the Year (first freshman to ever win that honor)
- Big 12 Freshman of the Year
- All-Big 12 First Team unanimous selection.
- Big 12 Tournament Most Outstanding Player.
- Associated Press Second Team All-American.
- Set UT freshman assist record with 185 assists for the season.
- Her 611 points ranks fourth on the UT all-time freshman list.
- 7X Big 12 weekly award winner.
- 3X national weekly award winner.
- Played and started in 37 games for the Longhorns in the 2023-24 season.
- In Big 12 play averaged 20.2 points, 5.4 rebounds, 5.2 assists, while shooting 48 percent from the field and 91.6 percent from the free-throw line.
- Scored 20 or more points in 14 games and double-figures in 31 games.

**PREP**

- No. 12 ranked recruit by ESPN in her class.
- 3X USA Basketball gold medalist at 2022 FIBA U17 Women's World Cup 2021 U16 Americas Championship and U19 Women's World Cup in 2023
- 2023 McDonald's All-American and 2023 Naismith High School All-American.
- Booker was a 3X All-State honoree at Germantown High School.
- Averaged 16.6 points and 7.6 rebounds per game in the 2021-22 season.
- Selected to U19 USA Basketball National Team.

**ACADEMICS & COMMUNITY**

Major is Health Promotion & Behavioral Sciences with a Programming and Computation Certificate

**PERSONAL**

- Born on April 29, 2005
- Parents are Stephanie Booker and Carlos Booker.
- Father played basketball at USM.
- Has two sisters, Morgan and Malia.

SEASON	TEAM	GP-GS	MIN/AVG	Field Goals			3-Point		F-Throws		Rebounds				Scoring					
				FG-FGA	FG%	3FG-3FGA	3FG%	FT-FTA	FT%	OFF	DEF	TOT	AVG	PF-FO	A	TO	BLK	STL	PTS	AVG
2023-24	TX	37-37	1140/30.8	229-501	.457	19-62	.306	134-153	.876	30	154	184	5.0	90-0	185	109	13	54	611	16.5
2024-25	TX	38-38	1190/31.3	242-521	.464	25-62	.403	111-134	.828	66	186	252	6.6	96-1	102	80	18	61	620	16.3
<b>TOTAL</b>		<b>75-75</b>	<b>2330/31.1</b>	<b>471-1022</b>	<b>.461</b>	<b>44-124</b>	<b>.355</b>	<b>245-287</b>	<b>.854</b>	<b>96</b>	<b>340</b>	<b>436</b>	<b>5.8</b>	<b>186-1</b>	<b>287</b>	<b>189</b>	<b>31</b>	<b>115</b>	<b>1231</b>	<b>16.4</b>



**00** KYLA  
OLDACRE  
6-6 • SR • F  
MASON, OHIO



**1** BRYANNA  
PRESTON  
5-9 • SO • G  
JONESBORO, GA.



**3** RORI  
HARMON  
5-6 • SR • G  
HOUSTON, TEXAS



**6** SARAH  
GRAVES  
5-9 • SR • G  
KELLER, TEXAS



**8** GRACE  
PRENTER  
5-8 • FR • G  
DUBLIN, IRELAND



**7** JORDAN  
LEE  
6-0 • SO • G  
STOCKTON, CALIF.



**11** JUSTICE  
CARLTON  
6-1 • SO • F  
KATY, TEXAS



**16** LOVISA  
ASBRINK-HOSE  
6-6 • SO • C  
STOCKHOLM, SWEDEN



**21** ASHTON  
JUDD  
6-1 • SR • G  
WEST PLAINS, MO



**23** AALIYAH  
CRUMP  
6-1 • FR • G  
SHAKOPEE, MINN.



**25** BREYA  
CUNNINGHAM  
6-4 • JR • C  
CHULA VISTA, CALIF.



**32** TEYA  
SIDBERRY  
6-1 • SR • F  
SALT LAKE CITY, UTAH



**35** MADISON  
BOOKER  
6-1 • JR • F  
RIDGELAND, MISS.



VIC  
SCHAEFER  
HEAD COACH



ELENA  
LOVATO  
ASSOCIATE HEAD  
COACH



LINDSAY  
WISDOM-HYLTON  
ASSISTANT COACH



BLAIR  
SCHAEFER  
ASSISTANT COACH



SYDNEY  
CARTER  
DIRECTOR OF  
PLAYER  
DEVELOPMENT



TORY  
TEYKL  
DIRECTOR OF  
OPERATIONS



HEAD COACH [SIXTH SEASON]

### VIC SCHAEFER

Two-Time National Coach of the Year Vic Schaefer is 144-36 in five seasons as the head coach of the Texas Longhorns. The 2025-26 season will mark his 21st season as a head coach and 41st season in coaching. Schaefer was the 2025 SEC Coach of the Year and is now one of two active coaches and four all-time to lead two different programs to the Final Four. In his time at Texas and Mississippi State Schaefer has a record of 365-98 with three Final Fours, two national championship games, seven Elite Eight's and eight Sweet 16's.

Schaefer, a Texas native who has spent 26 of his 40 years in coaching within the state of Texas and 30 years in the Southwest, is the fifth head coach in program history.

In 20 seasons as a collegiate head coach, which also includes eight seasons at Mississippi State and seven seasons at Sam Houston State, Schaefer now owns a career record of 445-208

2024-25 was a historic season for the Longhorns as they won 35 games to set a program record for wins in the NCAA Era. Texas advanced to the Final Four for the first time in 22 years and won the SEC regular season championship in their first season in the league. Madison Booker was named the SEC Player of the Year and an Associated Press First Team All-American. Booker won the Cheryl Miller Small Forward of the Year award for the second straight season. Rori Harmon and Taylor Jones earned WBCA All-American honorable mention honors and Jordan Lee earned a spot on the SEC All-Freshman Team.

In the 2023-24 season Texas won 33 games, their most in a season since the 1985-86 season. The Longhorns won the Big 12 Tournament Championship, marking their third straight conference championship. Texas advanced to the Elite Eight for the third time in the last four seasons. Madison Booker earned WBCA All-American honors and was named the Cheryl Miller Small Forward of the Year. Booker was also selected Big 12 Player of the Year and Big 12 Freshman of the Year.

In the 2022-23 season the Longhorns went 26-10 and captured the Big 12 regular season title, their first regular season crown since the 2003-04 season. Schaefer earned Big 12 Coach of the Year honors. Rori Harmon earned All-American honorable mentions honors and was selected the Big 12 Defensive Player of the Year and an All-Big 12 First Team honoree. Joining Harmon the All-Big 12 First Team was DeYona Gastona. Shaylee Gonzales earned Big 12 Newcomer of the Year and a spot on the All-Big 12 Second Team. Amina Muhammad earned selection to the Big 12 All Freshman Team.

The Longhorns put together a historic 2021-22 campaign during Schaefer's second year on the Forty Acres, culminating in the program claiming its first Big 12 Championship Title since 2003 and making a second-consecutive run to the Elite Eight round of the NCAA Tournament.

UT finished the season 29-7 overall, which marked its highest win total since the 2015-16 season, and finished as the No. 6-ranked team in the county in the final Associated Press Top-25 poll, its highest finish since the 2003-04 season.

Entering the Phillips 66 Big 12 Championship in Kansas City as the No. 3 seed, the Longhorns earned victories over Kansas State, No. 2-seeded Iowa State and top-seeded Baylor to capture the crown. The Longhorns' victory over the Lady Bears snapped a 13-game losing streak dating back to Feb. 20, 2017.

With its automatic bid, Texas earned a No. 2 seed in the NCAA Tournament and the right to host the regional rounds. The Longhorns took down No. 15 seed Fairfield in the opening round before defeating No. 7 seed Utah in the Round of 32, in what was the final game played inside the historic Frank Erwin Center.

Securing a trip the Sweet Sixteen in Spokane, Wash., the Longhorns earned a wire-to-wire victory over No. 5 seed Ohio State to punch a ticket to their second-straight Elite Eight, where they fell just short of the Final Four with a narrow 59-50 loss to No. 1 seed Stanford. UT's back-to-back appearances in the regional final was their first repeat appearance since the Longhorns made five-straight Elite 8 appearances from 1986-90.

As a head or assistant coach, Schaefer has now been a part of one NCAA Championship, three NCAA Championship Games, four Final Fours, Eight Elite Eights and 11 Sweet 16s. Schaefer has led his teams to an astounding five-straight Elite Eight appearances and has made the Sweet Sixteen in six-straight years dating back to the 2015-16 season.

Four Longhorns received All-Big 12 recognition in 2021-22 under Schaefer's watch, highlighted by freshman phenom point guard Rori Harmon, who was tabbed the Big 12 Freshman of the Year and named to the All-Big 12 Second Team, All-Defensive Team and All-Freshman Team. Senior guard Joanne Allen-Taylor earned a spot on the All-Big 12 Second Team while senior center Lauren Ebo and junior guard Aliyah Matharu received All-Big 12 Honorable Mention.

Harmon also garnered plenty of national attention as she put together one of the best seasons by a freshman in school history. The Houston native received All-America Honorable Mention honors from the Associated Press and the Women's Basketball Coaches Association, becoming the first freshman in school history to earn All-American status from either organization.

Harmon finished the 2021-22 season with 180 total assists which ranked No. 17 in the NCAA and broke the school record for single-season assists by a freshman. She also led the Big 12, ranked No. 17 nationally with 86 steals on the year which placed her at the No. 2 spot in program history for single-season steals by a freshman.

Schaefer made quite an impression during his initial campaign on the Forty Acres by leading the Longhorns to 21 wins in 2020-21 as well as to the program's 10th all-time NCAA Elite Eight (first since 2016). With a magical run through the NCAA Tournament, that included victories over No. 2-seed Maryland, No. 3-seed UCLA and No. 11-seed Bradley, Schaefer became just the ninth coach in Division I history to lead two different programs to the Elite Eight.

During the 2020-21 season, Schaefer helped mentor No. 1 WNBA Draft pick (Dallas Wings – first Texas player to be the top selection) and 2021 USBWA and WBCA (honorable mention) All-America center Charli Collier. The Mont Belvieu, Texas, native averaged 19.0 points and 11.3 rebounds per game, making her just the second Longhorn to average a double-double in multiple years (Retha Swindell; 1976-77 & 1977-78). She recorded 19 double-doubles, the second-most of any Division I player, and ranked in the top-15 nationally in field goals made (211), final points (590), free throws made (153), minutes played (1010:31), offensive rebounds per game (4.4) and rebounds (35). Collier also scored at least 20 points on 17 occasions, the second-most of any Big 12 player.

Schaefer also boasted four All-Big 12 Conference selections as Collier received unanimous first-team recognition, while guards Joanne Allen-Taylor, Celeste Taylor and Kyra Lambert all reaped honorable mention All-Big 12 accolades.

Before coming to Texas, Schaefer spent eight seasons as the head coach at Mississippi State (2011-20), where he led the Bulldogs to a 221-62 [.781] record and five NCAA Tournament berths, including two NCAA Championship Game appearances. Under his direction, Mississippi State won the program's first SEC regular-season championship and SEC Tournament championship and made five consecutive appearances in the SEC Tournament Championship Game, tying the University of Tennessee's record for consecutive tournament final appearances.

As a head or assistant coach, Schaefer has now been a part of one NCAA Championship, three NCAA Championship Games, four Final Fours, seven Elite Eights and 10 Sweet 16s.

## HEAD COACH VIC SCHAEFER | 2025-26 WOMEN'S BASKETBALL MEDIA GUIDE

Schaefer's last seven teams at Mississippi State won 20 or more games, including 30-win campaigns in three of the last four years. Under his leadership, the Bulldogs posted a school record for victories each season from 2014-18, capped by a nation-best 37-2 mark during the 2017-18 run to the NCAA Championship Game.

In 2019, Schaefer was the SEC Coach of the Year and the espnW National Coach of the Year. In 2018, he was named the Naismith National Coach of the Year and earned the same accolade from the USBWA, WBCA and College Sports Madness, in addition to being selected as the SEC Coach of the Year.

During his time in Starkville, Schaefer mentored a pair of All-Americans in Teaira McCowan and Victoria Vivians, who finished their careers as two of the most decorated players in program history. McCowan was the 2019 SEC Player of the Year and a two-time WBCA All-American. Vivians was a 2018 Associated Press All-American and won the Ann Meyers Drysdale Award as the nation's top shooting guard that same year.

Schaefer's success quickly translated to the stands, as Mississippi State was one of the national leaders in attendance in each of his final seven seasons. The top-20 largest crowds in school history occurred during his time at the helm. In 2018-19, Mississippi State set program records for total attendance [143,578] and average attendance [8,446], which ranked fourth and fifth in the country, respectively. The Bulldogs were 118-17 [874] inside Humphrey Coliseum during his tenure.

During the summer of 2019, he was tabbed an assistant coach for the USA Basketball women's team at the Pan American Games in Lima, Peru, helping the team win the silver medal. That same summer, his Mississippi State squad represented Team USA at the World University Games in Naples, Italy, earning a silver medal at that event, as well. In 2007, he became the first associate head coach to be named head coach of the United States William Jones Cup Team, guiding the team to a bronze medal in Taipei, Taiwan.

Schaefer spent nine years as associate head coach to Gary Blair at Texas A&M. Nicknamed the "Secretary of Defense," Schaefer's teams consistently placed atop the Big 12 rankings in turnovers forced, steals and turnover margin. In 2011, the Aggies won the National Championship in the program's first trip to the Final Four.

Schaefer was also part of Texas A&M squads that won two Big 12 Tournament titles [2010 & 2008] and the conference regular-season title in 2007.

Schaefer accompanied Blair to Texas A&M following a six-year stint as associate head coach at Arkansas from 1997-2003. During that run, he helped the Razorbacks to four NCAA Tournament appearances, including a Final Four berth in his inaugural season.

Schaefer went to Arkansas after serving as head women's coach at Sam Houston State from 1990-97. In 1996, he was tabbed the Southland Conference Coach of the Year after leading the Bearkats to their most wins in a decade [18]. During his first year with the program, he coached Sierena Autman to Southland Conference Player of the Year accolades.

A native of Austin, Texas, Schaefer served as a men's assistant coach at Sam Houston State [1987-89] between stints as the assistant boys' basketball coach and head tennis coach at Houston's Milby High School. As a player, Schaefer was an all-state performer in basketball, football and baseball at Houston Lutheran High School before going on to play two seasons of collegiate basketball at Alvin Community College. He graduated from Texas A&M in 1984.

Schaefer and his wife, Holly, who played basketball at Arkansas State and later served as an assistant coach at UT Arlington, have twin children, Blair and Logan, both of whom graduated from Mississippi State during the 2017-18 year. Blair Schaefer currently serves as Texas' Assistant Coach.

### COACHING EXPERIENCE

SCHOOL	POSITION	YEARS
Milby HS [Houston]	Assistant Boys Coach	1985-87
Sam Houston State	Assistant Men's Coach	1987-89
Milby HS [Houston]	Assistant Boys Coach	1989-90
Sam Houston State	Head Coach	1990-97
Arkansas	Associate Head Coach	1997-03
Texas A&M	Associate Head Coach	2003-11
Mississippi State	Head Coach	2011-20
<b>Texas</b>	<b>Head Coach</b>	<b>2020-</b>

### HEAD COACHING YEAR-BY-YEAR RECORD

	CONFERENCE			POSTSEASON
	W-L	W-L	FINISH	
<b>SAM HOUSTON STATE</b>				
1990-91	11-16	5-9	6th SLC	-
1991-92	9-18	5-13	7th SLC	-
1992-93	6-20	3-15	9th SLC	SLC Tournament
1993-94	10-17	4-14	8th SLC	SLC Tournament
1994-95	13-14	10-8	4th SLC	SLC Tournament
1995-96	18-10	13-5	3rd SLC	SLC Tournament
1996-97	13-15	8-8	4th SLC	SLC Tournament
<b>MISSISSIPPI STATE</b>				
2012-13	13-17	5-11	12th SEC	SEC Tournament
2013-14	22-14	5-11	13th SEC	WNIT Quarterfinals
2014-15	27-7	11-5	3rd SEC	NCAA 2nd Round
2015-16	28-8	11-5	T-2nd SEC	NCAA Sweet 16
2016-17	34-5	13-3	2nd SEC	NCAA National Finalist
2017-18	37-2	16-0	1st SEC	NCAA National Finalist
2018-19	33-3	15-1	1st SEC	NCAA Elite Eight
2019-20	27-6	13-3	2nd SEC	Postseason Canceled *COVID-19
<b>TEXAS</b>				
2020-21	21-10	11-7	5th Big 12	NCAA Elite Eight
2021-22	29-7	13-5	3rd Big 12	NCAA Elite Eight
2022-23	26-10	14-4	1st Big 12	NCAA Round of 32
2023-24	33-5	14-4	2nd Big 12	NCAA Elite Eight
2024-25	35-4	15-1	1st in SEC	NCAA National Semifinalist

### VIC SCHAEFER'S TROPHY CASE

- 2025 SEC Coach of the Year
- 2023 Big 12 Coach of the Year
- 2022 TABC Division I Coach of the Year
- 2019 espnW National Coach of the Year
- 2019 SEC Coach of the Year [Associated Press & SEC Coaches]
- 2018 Naismith National Coach of the Year
- 2018 WBCA National Coach of the Year
- 2018 USBWA National Coach of the Year
- 2018 College Sports Madness National Coach of the Year
- 2018 SEC Coach of the Year [Associated Press & SEC Coaches]
- 2017 WBCA Region Coach of the Year
- 2017 Naismith National Coach of the Year Finalist
- 2017 ESPY [Best Upset]
- 2015 Associated Press SEC Coach of the Year & SEC Coaches' Co-Coach of the Year
- 2015 Naismith National Coach of the Year Semifinalist
- 2009 BasketballScoop.com Assistant Coach of the Year
- 1996 Southland Conference Coach of the Year



ASSOCIATE HEAD COACH [FOURTH SEASON]

**ELENA LOVATO**

Elena Lovato has been the Texas associate head coach since 2022 and spent the 2020-21 season with the Longhorns as an assistant coach and recruiting coordinator.

Lovato was named the 2023 Division I Women's Assistant Coach of the Year by the Texas Association of Basketball Coaches and was a finalist for the 2022-23 Coach of the Year presented by TheLeadershipPlaybook.Com.

2024-25 was a historic season for the Longhorns as they won 35 games to set a program record for wins in the NCAA Era. Texas advanced to the Final Four for the first time in 22 years and won the SEC regular season championship in their first season in the league. Madison Booker was named the SEC Player of the Year and an Associated Press First Team All-American. Booker won the Cheryl Miller Small Forward of the Year award for the second straight season. Rori Harmon and Taylor Jones earned WBCA All-America honorable mention honors and Jordan Lee earned a spot on the SEC All-Freshman Team.

In the 2023-24 season Texas won 33 games, their most in a season since the 1985-86 season. The Longhorns won the Big 12 Tournament Championship, marking their third straight conference championship. Texas advanced to the Elite Eight for the third time in the last four seasons. Madison Booker earned WBCA All-America honors and was named the Cheryl Miller Small Forward of the Year. Booker was also selected Big 12 Player of the Year and Big 12 Freshman of the Year.

In the 2022-23 season the Longhorns went 26-10 and captured the Big 12 regular season title, their first regular season crown since the 2003-04 season. Rori Harmon earned All-America honorable mentions honors and was selected the Big 12 Defensive Player of the Year and an All-Big 12 First Team honoree. Joining Harmon the All-Big 12 First Team was DeYona Gastona. Shaylee Gonzales earned Big 12 Newcomer of the Year and a spot on the All-Big 12 Second Team. Amina Muhammad earned selection to the Big 12 All Freshman Team.

Including the 2020-21 season, Lovato has spent a total of five seasons as an assistant on Schaefer's staff including two different stints during his tenure at Mississippi State.

In 2020-21, the Longhorns won 21 games and advanced to the Elite Eight during a magical run through the NCAA Tournament, that included a pair of upset victories over No. 3-seed UCLA and No. 2-seed Maryland.

Additionally, Lovato played a key role in bringing in Schaefer's first recruiting class at UT which was rated as the No. 4 class in the country entering the 2021-22 season by espnW Hoop Guriz which was highlighted by a tri of McDonalds All-Americans in Rori Harmon, Aaliyah Moore and Kyndall Hunter.

During her time on Schaefer's staff in Starkville, she helped recruit some of the top classes in Mississippi State history that went on to earn four consecutive trips to the NCAA Tournament, including back-to-back national title game appearances, and collected the program's first SEC Championship.

Most recently, she helped the Bulldogs ink the top signing class in program history, which was ranked No. 6 nationally by espnW Hoop Guriz. Rickea Jackson, the fifth-ranked player in the country and Mississippi State's first McDonald's All-American, highlighted the group.

Between her two stints in Starkville, Lovato spent two years as the head coach at Arkansas-Fort Smith. At UAFS, she led the Lady Lions to a 37-24 overall record, including a 20-10 mark in the Heartland Conference. Her 2017-18 squad reached the 20-win mark and earned a spot in the NCAA Division II Tournament.

In Lovato's first two seasons as an assistant coach and recruiting coordinator at Mississippi State, the Bulldogs posted a 55-15 overall record and a 22-10 mark in the SEC. She helped Mississippi State to back-to-back NCAA Tournament berths, including the program's first NCAA Sweet 16 appearance since 2010.

Prior to joining Mississippi State, Lovato was one of the top junior college coaches in the country, recording a 113-8 [.934] record in four seasons at the level. She spent the 2012-13 and 2013-14 campaigns at the helm of Trinity Valley Community College, where her teams posted a 72-2 mark and won the NJCAA National Championship in each of those seasons.

Lovato was named the NJCAA Division I Coach of the Year after her 2013-14 squad went 36-1 and claimed a second consecutive national title. The previous year's team also went 36-1 en route to the national championship. Lovato mentored six NJCAA All-Americans at TVCC, including the 2014 WBCA Player of the Year Adut Bulgak.

Lovato served one season as an assistant coach at Omaha, an NCAA Division II program that was making the transition to Division I, and another as head coach at Grayson College in Denton, Texas.

At Grayson, Lovato took a program that finished 4-26 the previous year and led it to a 32-4 record, the NJCAA Region V Championship and a fifth-place national finish. She earned Coach of the Year accolades from the Texas Association of Basketball Coaches, the North Texas College Athletic Conference and NJCAA Region V.

A year earlier, Lovato was an assistant coach at Trinity Valley Community College before being promoted to interim head coach for the final 11 games of the season. She led the Lady Cardinals to a 9-2 record and a sixth-place finish at the national tournament during that time.

Lovato was an assistant on Joe Curl's Houston staff in 2008-09 and, before that, was a graduate assistant at Pittsburg State in Kansas. The Albuquerque, N.M., native also coached at the high school level following a stellar playing career.

Before embarking on her coaching career, Lovato played two seasons at West Texas A&M before transferring to Missouri Southern State, where she was named a team captain and MIAA Newcomer of the Year.

She went on to play professionally in the Puerto Rican Women's Basketball League, earning First-Team All-League Honors after averaging 23 points and 10 rebounds in 2001. The following season, she averaged 18 points and eight rebounds. In 2002, she also played for the Chicago Blaze of the National Women's Basketball League [NWBL].

Lovato earned her bachelor's degree in university studies from Missouri Southern State in 2005 and her master's degree in physical education from Pittsburg State in 2008.

### COACHING HISTORY

2022-Present: Associate Head Coach, Texas

2020-21: Assistant Coach/Recruiting Coordinator, Texas

2018-20: Assistant Coach, Mississippi State

2016-18: Head Coach, Arkansas-Fort Smith

2014-16: Assistant Coach, Mississippi State

2012-14: Head Coach, Trinity Valley Community College

2011-12: Assistant Coach, Omaha

2010-11: Head Coach, Grayson College

2009-10: Assistant Coach/Interim Head Coach, Trinity Valley Community College

2008-09: Assistant Coach, Houston

2008: Graduate Assistant Coach, Pittsburg State

### PLAYING EXPERIENCE

2002: Chicago Blaze [NWBL]

2001-02: Puerto Rican Women's Pro Basketball League

1999-01: Missouri Southern State

1997-99: West Texas A&M



ASSISTANT COACH/RECRUITING COORDINATOR [FOURTH SEASON]

## LINDSAY WISDOM-HYLTON

Lindsay Wisdom-Hylton begins her fourth season at The University of Texas in the 2025-26 season.

2024-25 was a historic season for the Longhorns as they won 35 games to set a program record for wins in the NCAA Era. Texas advanced to the Final Four for the first time in 22 years and won the SEC regular season championship in their first season in the league. Madison Booker was named the SEC Player of the Year and an Associated Press First Team All-American. Booker won the Cheryl Miller Small Forward of the Year award for the second straight season. Rori Harmon and Taylor Jones earned WBCA All-America honorable mention honors and Jordan Lee earned a spot on the SEC All-Freshman Team. Wisdom-Hylton, who specializes in working with the Longhorns post players made a significant impact on All-American Taylor Jones.

In the 2023-24 season Texas won 33 games, their most in a season since the 1985-86 season. The Longhorns won the Big 12 Tournament Championship, marking their third straight conference championship. Texas advanced to the Elite Eight for the third time in the last four seasons. Madison Booker earned WBCA All-America honors and was named the Cheryl Miller Small Forward of the Year. Booker was also selected Big 12 Player of the Year and Big 12 Freshman of the Year.

In the 2022-23 season the Longhorns went 26-10 and captured the Big 12 regular season title, their first regular season crown since the 2003-04 season. Rori Harmon earned All-America honorable mentions honors and was selected the Big 12 Defensive Player of the Year and an All-Big 12 First Team honoree. Joining Harmon the All-Big 12 First Team was DeYona Gastona. Shaylee Gonzales earned Big 12 Newcomer of the Year and a spot on the All-Big 12 Second Team. Amina Muhammad earned selection to the Big 12 All Freshman Team.

Before Texas, Wisdom-Hylton spent the last season as an assistant coach at Boston College and the two previous seasons at Wisconsin. She spent seven seasons on the Purdue sidelines after earning two honorable mention All-America honors for the Boilermakers as a player. She spent four seasons in the WNBA after being drafted in the first round in 2009.

Wisdom-Hylton graduated from Purdue with a degree in organizational leadership supervision with a minor in African-American studies 2009 and was the 13th overall pick in the first round of the WNBA draft by the Los Angeles Sparks. She played two seasons with the Sparks, one with the Chicago Sky and her

final season with the Mystics. Wisdom-Hylton also played professionally on the international level, competing for teams in Austria, France, Greece and Israel.

As a senior at Purdue, Wisdom-Hylton led the Boilermakers in scoring, rebounding, blocked shots and field goal percentage. She ranks second in Purdue history in career rebounds (968) and second all-time in blocked shots (281). She was the first player in Big Ten history to accumulate at least 1,500 points, 900 rebounds, 300 steals and 200 blocks in a career.

The 6-foot-2 forward was two-time honorable mention All-American, two-time NCAA Regional All-Tournament, two-time Big Ten All-Tournament, a member of the 2005 Big Ten All-Freshman team, and three-time All-Big Ten, including a first-team selection as a junior and a senior. She was also the 2007 Big Ten Defensive Player of the Year and three-time member of the Big Ten All-Defensive Team. Wisdom-Hylton won two gold medals with USA Basketball, the first at the 2006 FIBA Americas U20 Championship and then again in 2007 at the U21 World Championship in Moscow.

The Naperville, Illinois, native was a standout at Neuqua Valley High School.

Wisdom-Hylton averaged 15.0 points, 10.6 rebounds, 5.2 blocks and 4.9 steals as a senior, totaling 1,752 career points and 1,200 career rebounds. She is believed to be the first female in Illinois high school history to record 1,000 points, 1,000 rebounds, 500 assists, 500 blocked shots and 500 steals.

In 2024 Wisdom-Hylton was inducted into the Illinois Basketball Coaches Association Hall of Fame.

### COACHING HISTORY

2022-Present: Assistant Coach, Texas  
2021-22: Boston College, Assistant Coach  
2019-21: Wisconsin, Assistant Coach  
2009-10, 12-19: Purdue, Assistant Coach

### PLAYING EXPERIENCE

2012: Washington Mystics  
2011: Chicago Sky  
2009-10: Los Angeles Sparks  
2004-09: Purdue



ASSISTANT COACH [FOURTH SEASON]

## BLAIR SCHAEFER

Blair Schaefer enters her third season as an Assistant Coach for Texas Women's Basketball in 2024-25. Schaefer spent two seasons as the Director of Operations for the program. Schaefer was a WBCA Thirty Under 30 honoree in the 2024-25 season and has played a key role in mentoring Texas All-American Madison Booker.

2024-25 was a historic season for the Longhorns as they won 35 games to set a program record for wins in the NCAA Era. Texas advanced to the Final Four for the first time in 22 years and won the SEC regular season championship in their first season in the league. Madison Booker was named the SEC Player of the Year and an Associated Press First Team All-American. Booker won the Cheryl Miller Small Forward of the Year award for the second straight season. Rori Harmon and Taylor Jones earned WBCA All-America honorable mention honors and Jordan Lee earned a spot on the SEC All-Freshman Team.

In the 2023-24 season Texas won 33 games, their most in a season since the 1985-86 season. The Longhorns won the Big 12 Tournament Championship, marking their third straight conference championship. Texas advanced to the Elite Eight for the third time in the last four seasons. Madison Booker earned WBCA All-America honors and was named the Cheryl Miller Small Forward of the Year. Booker was also selected Big 12 Player of the Year and Big 12 Freshman of the Year.

In the 2022-23 season the Longhorns went 26-10 and captured the Big 12 regular season title, their first regular season crown since the 2003-04 season. Rori Harmon earned All-America honorable mentions honors and was selected the Big 12 Defensive Player of the Year and an All-Big 12 First Team honoree. Joining Harmon the All-Big 12 First Team was DeYona Gastona. Shaylee Gonzales earned Big 12 Newcomer of the Year and a spot on the All-Big 12 Second Team. Amina Muhammad earned selection to the Big 12 All Freshman Team.

In 2021-22, the Longhorns put together a historic 2021-22 campaign, culminating in the program claiming its first Big 12 Championship Title since 2003 and making a second-consecutive run to the Elite Eight round of the NCAA Tournament.

UT finished the season 29-7 overall, which marked its highest win total since the 2015-16 season, and finished as the No. 6-ranked team in the county in the final Associated Press Top-25 poll, its highest finish since the 2003-04 season.

In 2020-21, Texas made a magical run through the NCAA Tournament, that

included victories over No. 2-seed Maryland, No. 3-seed UCLA and No. 11-seed Bradley.

Schaefer, who helped build Mississippi State into a national contender as a key contributor on two NCAA Final Four teams, spent the 2019-20 season as Coordinator of Player Development with the Bulldogs.

Schaefer was a part of one of the winningest classes in program history, as her senior class posted a 126-22 record. During her four years, the Bulldogs were national finalists in 2017 and 2018 and made the NCAA Tournament every season.

As a junior, Schaefer helped lead Mississippi State to the program's first trip to the Final Four and national championship appearance, starting three games during the tournament. Her role greatly expanded as a senior, when she started all 39 games and averaging a team-best 32.1 minutes per game. She drained 97 three-pointers on the year, which ranked second in MSU single-season history, while averaging 9.1 points per game.

The four-time SEC Academic Honor Roll selection was tabbed the SEC Scholar-Athlete of the Year in 2017-18. During her final season with Mississippi State, Schaefer established herself as one of the team's best defenders and earned a spot on the SEC All-Defensive Team.

For her career, Schaefer played in 135 games and started 43. She ranked third in Mississippi State program history with a .385 three-point field-goal percentage for her career and also sits at fifth in career three-pointers made (175).

Following graduation, Schaefer worked as a broadcaster for ESPN and the SEC Network, serving as a color analyst for regular-season games. She also participated in ESPN's coverage of the NCAA Tournament.

Schaefer resides in Austin.

### COACHING HISTORY

2022-Present: Assistant Coach, Texas

2020-22: Director of Operations, Texas

2019-20: Coordinator of Player Development: Mississippi State

### PLAYING EXPERIENCE

2014-18: Mississippi State



**ASSISTANT COACH [SECOND SEASON]**

## **SYDNEY CARTER**

Sydney Carter joined the Texas Women's Basketball staff in April of 2022 as the team's Director of Player Development and was elevated to Assistant Coach prior to the 2024-25 season.

2024-25 was a historic season for the Longhorns as they won 35 games to set a program record for wins in the NCAA Era. Texas advanced to the Final Four for the first time in 22 years and won the SEC regular season championship in their first season in the league. Madison Booker was named the SEC Player of the Year and an Associated Press First Team All-American. Booker won the Cheryl Miller Small Forward of the Year award for the second straight season. Rori Harmon and Taylor Jones earned WBCA All-America honorable mention honors and Jordan Lee earned a spot on the SEC All-Freshman Team.

A rising star in the industry, Carter joined the Longhorns after her time in College Station on the women's basketball staff under legendary head coach, Gary Blair, at Texas A&M.

Carter was also a standout player for the Aggies from 2008-2012 under Blair and Schaefer. During her time in Aggieland, she helped lead her team to the 2011 National Championship and 2010 Big 12 Tournament Championship.

"I couldn't be happier to have landed here at the University of Texas with Coach Schaefer," Carter said. "He played such a pivotal part in my success as one of my coaches and I know he will that same impact on me as a member of his staff.

"I am grateful to have been so warmly welcomed by him, the administration, staff and student-athletes and I am ready to grow and learn in the Burnt Orange and White. Hook 'Em Horns!"


Most recently, Carter served as the Aggies' player development coach and assistant recruiting coordinator throughout the 2020-21 season and served as the teams' video coordinator during the 2020-21 campaign.

In 2020-21, A&M captured the Southeastern Conference Regular Season Championship and advanced to the Sweet 16 round of the NCAA Tournament.

As a player, Carter was a three-time team captain and was a defensive anchor for the A&M defense, earning a spot on the Big 12 All-Defensive Team in 2011 and 2012. Additionally, Carter took home the team's Miss Defense Award three times (2010, 2011, 2012), and won the squad's coveted Miss Aggie Award after

her senior season. The DeSoto, Texas, native ranks 10th all-time in A&M history in steals (206), is tied for 10th in assists (388) and 17th in points (1,176).

Carter was selected 27th overall in the WNBA draft to the Chicago Sky, and enjoyed a four-year career in the WNBA. During Carter's seven-year international career, she played in countries such as Latvia and Israel. She was a three-time Latvian/Estonian Champion (2014, 2016, 2017), and also added an Eastern European League Championship in 2016.



ASSISTANT COACH/DIRECTOR OF PLAYER DEVELOPMENT [FIRST SEASON]

## MASON WRIGHT

Mason Wright served as a graduate assistant for Texas from 2023-25 and was elevated to Assistant Coach prior to the 2025-26 season.

Wright was a men's practice player and on the scout team for women's basketball. He also tracked statistics, created recruiting graphics and helped with workouts among his tasks as a graduate assistant.

Wright was part of the Texas team that went to the Final Four in 2025 and were SEC regular season champions.

Wright came to Texas from Stephen F. Austin where he was a practice player and on the scout team for women's basketball.

Wright earned a Bachelor of Business Administration in Sport Business from Stephen F. Austin in May of 2023 and a Master's in Strategic Communications from The University of Texas in 2025.

**STAFF** | 2025-26 WOMEN'S BASKETBALL MEDIA GUIDE



**VIC  
SCHAEFER**  
HEAD COACH



**ELENA  
LOVATO**  
ASSOCIATE HEAD  
COACH



**LINDSAY  
WISDOM-HYLTON**  
ASSISTANT COACH



**BLAIR  
SCHAEFER**  
ASSISTANT COACH



**SYDNEY  
CARTER**  
ASSISTANT COACH



**MASON  
WRIGHT**  
ASSISTANT COACH



**TORY  
TEYKL**  
DIRECTOR OF  
OPERATIONS



**BRANDON  
DECKER**  
SPORTS  
PERFORMANCE  
COACH



**CONNOR  
HIXON**  
VIDEO  
RECRUITING  
DIGITAL SERVICES



**CHEYANNE  
GOYEN**  
ASSISTANT  
ATHLETIC TRAINER



**DENNIS  
COLWELL**  
ADMINISTRATIVE  
ASSOCIATE



**SAMANTHA  
PARTIDA**  
SPORTS  
DIETITIAN



**JEREMY  
ROSENTHAL**  
COMMUNICATIONS



**GRACIE  
OLIVER**  
SOCIAL MEDIA/  
CREATIVE CONTENT




**REAGAN  
NEELY**  
MARKETING



**BRETT  
HADEN**  
GRADUATE  
ASSISTANT



**ARI  
RODRIGUEZ**  
GRADUATE  
ASSISTANT



**JAKE  
TOLFA**  
GRADUATE  
ASSISTANT



**SAMUEL  
WREN**  
GRADUATE  
ASSISTANT



**CHRIS  
DEL CONTE**  
VICE PRESIDENT  
ATHLETICS  
DIRECTOR



**CHRIS  
PLONSKY**  
EXECUTIVE  
SENIOR  
ASSOCIATE  
ATHLETICS  
DIRECTOR



**SARAH  
BAUMGARTNER**  
EXECUTIVE  
SENIOR  
ASSOCIATE  
ATHLETICS  
DIRECTOR

## 2025-26 TEXAS WOMEN'S BASKETBALL RECORD BOOK | ALL-TIME RESULTS

YEAR	OVERALL			CONF.		HOME		AWAY		NEUTRAL		CONFERENCE FINISH	RANK	POSTSEASON	HEAD COACH
	W	L	%	W	L	W	L	W	L	W	L				
1974-75	17	10	.630	-	-	4	2	7	1	6	7	N/A	n/a	Texas AIAW	Rodney Page
1975-76	21	7	.750	-	-	7	0	6	3	8	4	N/A	n/a	Texas AIAW	Rodney Page
1976-77	36	10	.783	-	-	9	1	8	6	19	3	N/A	-	AIAW Regional	Jody Condrat
1977-78	29	10	.744	-	-	10	1	5	6	14	3	N/A	15	NWIT	Jody Condrat
1978-79	37	4	.902	-	-	14	0	10	2	13	2	N/A	4	AIAW Regional	Jody Condrat
1979-80	33	4	.892	-	-	12	0	13	3	8	1	N/A	7	AIAW National	Jody Condrat %
1980-81	28	8	.778	-	-	10	3	10	4	8	1	N/A	16	AIAW National	Jody Condrat
1981-82	35	4	.897	-	-	14	0	7	2	14	2	N/A	5	AIAW National Runner up	Jody Condrat
1982-83	30	3	.909	8	0	17	0	9	2	4	1	1st	3	NCAA Elite 8 *	Jody Condrat
1983-84	32	3	.914	16	0	15	1	12	2	5	0	1st	1	NCAA Elite 8 *	Jody Condrat # %
1984-85	28	3	.903	16	0	14	0	10	3	4	0	1st	1	NCAA 16 *	Jody Condrat #
1985-86	34	0	1.00	16	0	16	0	13	0	5	0	1st	1/1	NCAA Champion *	Jody Condrat # %
1986-87	31	2	.939	16	0	12	2	11	0	8	0	1st	1/3	NCAA Final Four *	Jody Condrat #
1987-88	32	3	.914	16	0	15	1	10	1	7	1	1st	4/5	NCAA Elite 8 *	Jody Condrat #
1988-89	27	5	.844	16	0	15	1	9	4	3	0	1st	6/6	NCAA Elite 8 *	Jody Condrat
1989-90	27	5	.844	15	1	15	2	10	3	2	0	1st-t	8/6	NCAA Elite 8 *	Jody Condrat
1990-91	21	9	.700	14	2	11	4	8	3	2	2	2nd	16/25	NCAA 48	Jody Condrat
1991-92	21	10	.677	11	3	13	2	6	5	2	3	2nd	19/23	NCAA 32	Jody Condrat
1992-93	22	8	.733	13	1	11	4	8	2	3	2	1st-t	16/19	NCAA 32	Jody Condrat
1993-94	22	9	.710	10	4	13	2	5	6	4	1	3rd	25/23	NCAA 32 *	Jody Condrat
1994-95	12	16	.429	7	7	8	6	3	9	1	1	4th-t	-/-	-	Jody Condrat
1995-96	21	9	.700	13	1	12	2	7	6	2	1	1st-t	-/24	NCAA 32	Jody Condrat #
1996-97	22	8	.733	12	4	12	3	7	4	3	1	2nd-t	14/18	NCAA 32	Jody Condrat
1997-98	12	15	.444	7	9	11	3	1	10	0	2	7th	-/-	-	Jody Condrat
1998-99	16	12	.571	10	6	11	4	5	6	0	2	4th	-/-	NCAA 64	Jody Condrat
1999-00	21	13	.618	9	7	11	3	5	8	5	2	4th	-/-	NCAA 64	Jody Condrat
2000-01	20	13	.606	7	9	11	5	4	6	5	2	7th	-/-	NCAA 64	Jody Condrat
2001-02	22	10	.688	10	6	14	3	5	4	3	3	5th	14/13	NCAA Sweet 16	Jody Condrat
2002-03	29	6	.829	15	1	15	0	7	5	7	1	1st	5/3	NCAA Final Four *	Jody Condrat #
2003-04	30	5	.857	14	2	16	0	8	3	6	2	1st-t	4/10	NCAA Sweet 16	Jody Condrat #
2004-05	22	9	.710	13	3	13	1	7	6	2	2	2nd	13/17	NCAA 32	Jody Condrat
2005-06	13	15	.464	7	9	8	7	3	7	2	1	8th-t	-/-	-	Jody Condrat
2006-07	18	14	.563	6	10	13	5	3	8	2	1	7th-t	-/-	-	Jody Condrat
2007-08	22	13	.629	7	9	11	3	6	7	5	3	7th-t	-/-	NCAA 32	Gail Goestenkers
2008-09	21	12	.636	8	8	12	4	6	6	3	2	6th	25/-	NCAA 64	Gail Goestenkers
2009-10	22	11	.667	10	6	12	4	6	4	4	3	4th-t	17/25	NCAA 64	Gail Goestenkers
2010-11	19	14	.576	7	9	11	4	4	8	4	2	7th	-	NCAA 64	Gail Goestenkers
2011-12	18	14	.563	8	10	13	4	3	8	2	2	7th-t	-	NCAA 64	Gail Goestenkers
2012-13	12	18	.400	5	13	9	6	1	8	2	4	8th-t	-	-	Karen Aston
2013-14	22	12	.647	11	7	14	2	4	8	4	2	3rd-t	-	NCAA 32	Karen Aston
2014-15	24	11	.685	9	9	15	2	5	7	4	2	3rd-t	-/22	NCAA Sweet 16	Karen Aston
2015-16	31	5	.861	15	3	17	1	10	2	4	2	2nd	7/7	NCAA Elite 8	Karen Aston
2016-17	25	9	.735	15	3	15	3	9	3	1	3	2nd	14/14	NCAA Sweet 16	Karen Aston #
2017-18	28	7	.800	15	3	16	2	8	3	5	1	2nd	8/10	NCAA Sweet 16	Karen Aston
2018-19	23	10	.697	12	6	10	6	9	2	4	2	3rd	22/24	NCAA 64	Karen Aston
2019-20	19	11	.633	11	7	11	5	7	5	1	1	3rd	RV/-	Postseason Cancelled	Karen Aston
2020-21	21	10	.677	11	7	12	4	5	4	4	2	5th	NR/17	NCAA Elite 8	Vic Schaefer
2021-22	29	7	.806	13	5	14	3	10	3	5	1	3rd	6/7	NCAA Elite 8*	Vic Schaefer
2022-23	26	10	.722	14	4	15	3	7	4	4	3	1st-t	15/19	NCAA 32	Vic Schaefer#
2023-24	33	5	.868	14	4	17	2	9	2	7	1	2nd		NCAA Elite 8	Vic Schaefer
2024-25	35	4	.938	15	1	17	0	10	2	8	2	1st-t	1/1	NCAA Final Four	Vic Schaefer#
<b>Total</b>	<b>1251</b>	<b>444</b>	<b>.738</b>	<b>497</b>	<b>199</b>	<b>643</b>	<b>126</b>	<b>361</b>	<b>226</b>	<b>247</b>	<b>92</b>				

### OVERALL

1,251-444 [.738] / 51 Seasons / 1,695 Games  
 • Home: 643-126 [.836] » Frank Erwin Center: 576-118 [.829] Moody Center: 49-5 [.907]  
 • Away: 361-226 [.615]  
 • Neutral: 247-92 [.729]

### KEY

Ranking: Associated Press [began in 1976-77] / Coaches Poll [began in 1985-86]  
 \* - conference tournament champions  
 # - conference Coach of the Year  
 % - Women's Basketball Coaches Association [WBCA] Coach of the Year

### CONFERENCE REGULAR SEASON

497-199 [.714] / 51 Seasons / 696 Games  
 • Big 12 Conference [1996-97 -- 2024]: 295-179 [.622]  
 • Southwest Conference [1982-83 -- 1995-96]: 187-19 [.908]  
 • Southeastern Conference [2024 -- ]: 15-1 [.938]

## 2025-26 TEXAS WOMEN'S BASKETBALL RECORD BOOK | TEXAS COACHING HISTORY



### RODNEY PAGE

1974-76  
38-17 [.690]  
2 seasons



### JODY CONRADT

1976-2007  
783-245 [.762]  
31 seasons



### GAIL GOESTENKORS

2007-12  
102-64 [.614]  
5 seasons



### KAREN ASTON

2012-2020  
184-83 [.689]  
8 seasons



### VIC SCHAEFER

2020-present  
144-36 (.800)  
5 seasons

### TEXAS COACHES BY TOTAL VICTORIES

Jody Conradt	783	Vic Schaefer	.800
Karen Aston	184	Jody Conradt	.762
<b>Vic Schaefer</b>	<b>144</b>	Rodney Page	.690
Gail Goestenkors	102	Karen Aston	.689
Rodney Page	38	Gail Goestenkors	.614

### TEXAS COACHES BY WINNING PERCENTAGE

### TEXAS ASSISTANT COACHES ALL-TIME

Assistant Coach	Years	Title	Head Coach	Seasons
Fred Applin	1998-04	Assistant Coach	Jody Conradt	6
Karen Aston	1998-00	Assistant Coach	Jody Conradt	2
	2000-06	Associate Head Coach	Jody Conradt	6
Edwina Brown *	2011-12	Assistant Coach	Gail Goestenkors	1
Jamie Carey *	2016-18	Assistant Coach	Karen Aston	2
	2018-20	Associate Head Coach	Karen Aston	2
Clarissa Davis-Wrightsil *	2006-07	Assistant Coach	Jody Conradt	1
Mickie DeMoss	2007-10	Assistant Coach	Gail Goestenkors	3
Carolyn Guyton	1993-95	Assistant Coach	Jody Conradt	2
Johnnie Harris	2020-21	Associate Head Coach	Vic Schaefer	1
Kathy Harston	1989-07	Assistant Coach	Jody Conradt	18
Ronald Hughey	2010-12	Assistant Coach	Gail Goestenkors	2
Dionnah Jackson-Durrett	2020-2022	Associate Head Coach	Vic Schaefer	2
Tiffany Jackson *	2018-19	Assistant Coach	Karen Aston	1
<b>Elena Lovato</b>	<b>2020-21</b>	<b>Assistant Coach</b>	<b>Vic Schaefer</b>	<b>1</b>
	<b>2022-Present</b>	<b>Associate Head Coach</b>	<b>Vic Schaefer</b>	<b>3</b>
LaKale Malone	2007-12	Assistant Coach	Gail Goestenkors	5
Colleen Matsuhara	1985-89	Assistant Coach	Jody Conradt	4
Travis Mays *	2004-07	Assistant Coach	Jody Conradt	3
	2012-16	Associate Head Coach	Karen Aston	4
Calamity McEntire	2021-22	Assistant Coach	Vic Schaefer	1
Jalie Mitchell	2012-15	Assistant Coach	Karen Aston	3
Sharon Morgan	1995-98	Assistant Coach	Jody Conradt	3
Ewwella Munn *	1980-81	Assistant Coach	Jody Conradt	1
Terry Nooner	2019-20	Assistant Coach	Karen Aston	1
Lynn Pool	1979-90	Assistant Coach	Jody Conradt	11
April Phillips	2021-22	Assistant Coach	Vic Schaefer	1
Jill Rankin	1981-86	Assistant Coach	Jody Conradt	5
Annette Smith *	1993-98	Assistant Coach	Jody Conradt	5
<b>Blair Schaefer</b>	<b>2022-present</b>	<b>Assistant Coach</b>	<b>Vic Schaefer</b>	<b>3</b>
Tina Thompson	2015-17	Assistant Coach	Karen Aston	2
	2017-18	Associate Head Coach	Karen Aston	1
Chantel Tremitiere	1992-93	Assistant Coach	Jody Conradt	1
Gale Valley	2007-11	Assistant Coach	Gail Goestenkors	4
George Washington	2012-20	Assistant Coach	Karen Aston	8
<b>Lindsay Wisdom-Hylton</b>	<b>2022-present</b>	<b>Assistant Coach</b>	<b>Vic Schaefer</b>	<b>3</b>
Jennifer White	1990-93	Assistant Coach	Jody Conradt	3

\* Denotes former Texas student-athlete

## 2025-26 TEXAS WOMEN'S BASKETBALL RECORD BOOK | FINAL NATIONAL POLL RANKINGS

SEASON	FINAL RECORD	FINAL AP RANKING	FINAL COACHES RANKING
1976-77	36-10	NR	N/A
1977-78	29-10	15	N/A
1978-79	37-4	4	N/A
1979-80	33-4	7	N/A
1980-81	28-8	16	N/A
1981-82	35-4	5	N/A
1982-83	30-3	3	N/A
1983-84	32-3	1	N/A
1984-85	28-3	1	N/A
1985-86	34-0	1	1
1986-87	31-2	1	3
1987-88	32-3	4	5
1988-89	27-5	6	6
1989-90	27-5	8	6
1990-91	21-9	16	25
1991-92	21-10	19	23
1992-93	22-8	16	19
1993-94	22-9	25	23
1994-95	12-16	NR	NR
1995-96	21-9	NR	25
1996-97	22-8	14	18
1997-98	12-15	NR	NR
1998-99	16-12	NR	NR
1999-00	21-13	NR	NR
2000-01	20-13	NR	NR
2001-02	22-10	14	13
2002-03	29-6	5	3
2003-04	30-5	4	10
2004-05	22-9	11	17
2005-06	13-15	NR	NR
2006-07	18-14	NR	NR
2007-08	22-13	NR	NR
2008-09	21-12	25	NR
2009-10	22-11	17	25
2010-11	19-14	NR	NR
2011-12	18-14	NR	NR
2012-13	12-18	NR	NR
2013-14	22-12	NR	NR
2014-15	24-11	NR	22
2015-16	31-5	7	7
2016-17	25-9	14	14
2017-18	28-7	8	10
2018-19	23-10	22	RV
2019-20	19-11	RV	NR
2020-21	21-10	NR	17
2021-22	29-7	6	7
2022-23	26-10	15	19
2023-24	33-5	7	5
2024-25	35-4	4	4

**AP POLL HISTORY**

TOTAL AP POLL NUMBERS THRU 4/1/2025

**TOTAL APPEARANCES ALL-TIME IN THE AP POLL**

1. Tennessee	801	93.3%
2. Stanford	643	73.4%
<b>3. Texas</b>	<b>624</b>	<b>71.5%</b>
4. UConn	616	70.1%
5. Georgia	573	67.4%

**TOTAL APPEARANCES AT NO. 1 IN THE AP POLL**

1. UConn	250	30.4%
2. Tennessee	112	13.6%
3. Louisiana Tech	83	10.1%
<b>4. Texas</b>	<b>49</b>	<b>5.7%</b>
Baylor	47	5.7%

**TOTAL APPEARANCES AT NO. 2 IN THE AP POLL**

1. Tennessee	108	13.1%
2. Connecticut	90	10.9%
3. Stanford	80	9.7%
4. Notre Dame	59	7.2%
5. Louisiana Tech	55	6.7%
6. Old Dominion	42	5.1%
7. Baylor	36	4.4%
<b>8. Texas</b>	<b>34</b>	<b>4.1%</b>
9. Duke	32	3.9%
North Carolina	32	3.9%

**TOTAL APPEARANCES ALL-TIME IN THE AP TOP-FIVE**

1. Connecticut	471	57.2%
2. Tennessee	467	56.7%
3. Stanford	279	33.9%
4. Louisiana Tech	278	33.8%
<b>5. Texas</b>	<b>190</b>	<b>22.0%</b>
T6. Notre Dame	181	22.0%
T6. Baylor	181	21.7%
8. Duke	168	20.4%
9. Georgia	145	17.6%
10. Maryland	138	16.8%

**TOTAL APPEARANCES ALL-TIME IN THE AP TOP-10**

1. Tennessee	626	76.0%
2. Connecticut	527	64.0%
3. Stanford	464	56.3%
4. Louisiana Tech	373	45.3%
5. Maryland	339	41.1%
6. Baylor	318	38.6%
<b>7. Texas</b>	<b>310</b>	<b>34.2%</b>
8. Duke	275	33.4%
9. Georgia	270	32.8%
10. Notre Dame	261	31.7%

**TEXAS AND AP POLL**

TEXAS AP POLL HISTORY (AS OF 2024-25 SEASON)

Total Times Ranked	645
Last Time Ranked	04-07-25
First Time Ranked in Top 10	01-11-78
Last Time Ranked in Top 10	04-07-25
First Time Ranked in Top 5	01-09-79
Last Time Ranked in Top 5	04-07-25
First Time Ranked No. 1	02-29-80
Last Time Ranked No. 1	03-03-25
Highest Preseason Ranking	1
Highest Final Ranking	1

**TEXAS IN THE PRESEASON AP POLL**

1977-78	20
1978-79	11
1979-80	7
1980-81	8
1981-82	17
1982-83	5
1983-84	4
1984-85	2
1985-86	1
1986-87	1
1997-88	2
1988-89	3
1989-90	5
1990-91	7
1991-92	12
1992-93	10
1993-94	NR
1994-95	20
1995-96	NR
1996-97	19
1997-98	23
1998-99	NR
1999-00	NR
2000-01	NR
2001-02	RV
2002-03	11
2003-04	3
2004-05	2
2005-06	12
2006-07	25
2007-08	22
2008-09	13
2009-10	12
2010-11	17
2011-12	24
2012-13	RV
2013-14	RV
2014-15	9
2015-16	12
2016-17	8
2017-18	2
2018-19	11
2019-20	15
2020-21	RV
2021-22	25
2022-23	3
2023-24	13

**AP POLL WEEK-BY-WEEK**

<b>1976-77</b>	
01-12-77	14
01-19-77	14
01-26-77	13
02-02-77	17
03-09-77	18
03-16-77	NR
<b>1977-78</b>	
11-25-77	20
12-07-77	20
12-14-77	19
12-21-77	16
01-11-78	9
01-18-78	13
01-25-78	12
02-01-78	12
02-08-78	12

02-15-78	14
02-22-78	14
03-01-78	14
03-08-78	12
03-15-78	15
<b>1978-79</b>	
11-25-78	11
12-05-78	10
12-12-78	10
12-19-78	8
12-26-78	8
01-02-79	7
01-09-79	5
01-16-79	5
01-23-79	2
01-30-79	2
02-06-79	2
02-13-79	2
02-20-79	2
02-27-79	3
03-06-79	3
03-13-79	4
03-20-79	4
<b>1978-79</b>	
11-25-78	11
12-05-78	10
12-12-78	10
12-19-78	8
12-26-78	8
01-02-79	7
01-09-79	5
01-16-79	5
01-23-79	2
01-30-79	2
02-06-79	2
02-13-79	2
02-20-79	2
02-27-79	3
03-06-79	3
03-13-79	4
03-20-79	4
<b>1979-80</b>	
11-25-79	7
12-04-79	6
12-11-79	5
12-18-79	5
12-25-79	4
01-01-80	4
01-08-80	4
01-15-80	3
01-22-80	3
01-29-80	1
02-05-80	2
02-12-80	2
02-19-80	2
02-24-80	3
03-02-80	4
03-09-80	5
03-18-80	7
<b>1980-81</b>	
11-25-80	8
12-02-80	8
12-09-80	8
12-16-80	7
12-23-80	6
12-30-80	6

01-05-81	8
01-13-81	8
01-20-81	11
01-27-81	14
02-03-81	14
02-10-81	11
02-17-81	13
02-24-81	11
03-03-81	11
03-08-81	11
03-15-81	12
03-26-81	16
<b>1981-82</b>	
11-18-81	17
11-29-81	18
12-06-81	20
12-13-81	NR
12-20-81	NR
12-27-81	NR
01-03-82	NR
01-10-82	12
01-07-82	12
01-24-82	10
01-31-82	8
02-07-82	7
02-14-82	6
02-21-82	5
02-28-82	5
03-07-82	5
03-14-82	6
03-27-82	5
<b>1982-83</b>	
11-18-82	5
11-28-82	5
12-05-82	10
12-12-82	6
12-19-82	6
12-26-82	6
01-02-83	6
01-09-83	4
01-16-83	4
01-23-83	4
01-30-83	3
02-06-83	3
02-13-83	3
02-20-83	3
02-27-83	3
03-06-83	3
03-13-83	3
<b>1983-84</b>	
11-18-83	4
11-27-83	4
12-04-83	4
12-11-83	4
12-18-83	5
12-25-83	8
01-01-84	6
01-08-84	3
01-15-84	3
01-22-84	2
01-29-84	2
02-05-84	2
02-12-84	1
02-19-84	1
02-26-84	1
03-04-84	1
03-11-84	1

## 2025-26 TEXAS WOMEN'S BASKETBALL RECORD BOOK | TEXAS WEEK-BY-WEEK IN THE AP POLL

<b>1984-85</b>		02-29-88	4	01-12-92	NR	<b>1995-96</b>	
11-18-84	2	03-07-88	4	01-19-92	NR	11-14-95	NR
11-26-84	3	03-14-88	4	01-26-92	NR	11-21-95	NR
12-02-84	2			02-02-92	NR	11-27-95	NR
12-09-84	2	<b>1988-89</b>		02-09-92	NR	12-04-95	NR
12-16-84	2	11-21-88	3	02-16-92	25	12-11-95	NR
12-24-84	2	11-28-88	9	02-23-92	24	12-18-95	NR
12-30-84	4	12-05-88	8	03-01-92	22	12-25-95	NR
01-06-85	3	12-12-88	10	03-08-92	22	01-01-96	NR
01-13-85	2	12-19-88	13	03-15-92	19	01-08-96	NR
01-20-85	2	12-26-88	13			01-15-96	NR
01-27-85	1	01-02-89	14	<b>1992-93</b>		01-22-96	NR
02-03-85	1	01-09-89	14	11-24-92	10	01-29-96	NR
02-10-85	1	01-16-89	11	12-08-92	14	02-05-96	NR
02-17-85	1	01-23-89	10	12-15-92	12	02-12-96	NR
02-24-85	1	01-30-89	11	12-22-92	11	02-19-96	NR
03-03-85	1	02-06-89	9	12-29-92	19	02-26-96	23
03-10-85	1	02-13-89	8	01-05-93	17	03-04-96	24
		02-20-89	8	01-12-93	18	03-11-96	25
		02-26-89	6	01-19-93	16		
		03-06-89	6	01-26-93	13	<b>1996-97</b>	
		03-13-89	6	02-02-93	13	11-12-96	19
				02-09-93	15	11-18-96	21
<b>1985-86</b>		<b>1989-90</b>		02-16-93	13	11-25-96	21
11-12-85	1	11-20-89	5	02-23-93	14	12-02-96	19
12-01-85	1	11-27-89	11	03-02-93	14	12-09-96	16
12-08-85	1	12-04-89	6	03-09-93	14	12-16-96	13
12-15-85	1	12-11-89	6	03-16-93	16	12-23-96	12
12-22-85	1	12-18-89	6			12-30-96	14
12-29-85	1	12-24-89	5	<b>1993-94</b>		01-06-97	12
01-05-86	1	01-01-90	4	11-16-93	NR	01-13-97	16
01-12-86	1	01-08-90	4	11-30-93	NR	01-20-97	12
01-19-86	1	01-14-90	6	12-07-93	NR	01-27-97	10
01-26-86	1	01-21-90	5	12-14-93	NR	02-03-97	8
02-02-86	1	01-28-90	6	12-21-93	NR	02-10-97	11
02-09-86	1	02-05-90	6	12-28-93	NR	02-17-97	9
02-16-86	1	02-12-90	6	01-04-94	NR	02-24-97	12
02-23-86	1	02-19-90	6	01-11-94	NR	03-03-97	12
03-02-86	1	02-26-90	8	01-18-94	NR	03-10-97	14
03-09-86	1	03-05-90	8	01-25-94	NR		
		03-12-90	8	02-01-94	NR	<b>1997-98</b>	
				02-08-94	NR	11-07-97	23
<b>1986-87</b>		<b>1990-91</b>		02-15-94	NR	11-17-97	25
11-18-86	1	11-18-90	7	02-22-94	NR	11-24-97	NR
12-02-86	1	11-26-90	12	03-01-94	NR	12-01-97	NR
12-09-86	1	12-03-90	20	03-08-94	NR	12-08-97	NR
12-16-86	1	12-10-90	21	03-15-94	25	12-15-97	NR
12-23-86	2	12-17-90	21			12-22-97	NR
12-30-86	2	12-24-90	20	<b>1994-95</b>		12-29-97	NR
01-06-87	1	12-31-90	22	11-13-94	20	01-05-98	NR
01-13-87	1	01-07-91	20	11-22-94	19	01-12-98	NR
01-20-87	1	01-14-91	19	11-29-94	NR	01-19-98	NR
01-27-87	1	01-21-91	18	12-06-94	NR	01-26-98	NR
02-02-87	1	01-28-91	17	12-13-94	NR	02-02-98	NR
02-09-87	1	02-04-91	15	12-20-94	NR	02-09-98	NR
02-16-87	1	02-11-91	16	12-27-94	NR	02-16-98	NR
02-23-87	1	02-18-91	15	01-03-95	NR	02-23-98	NR
03-03-87	1	02-25-91	14	01-10-95	NR	03-02-98	NR
03-10-87	1	03-04-91	14	01-17-95	NR	03-09-98	NR
		03-11-91	16	01-24-95	NR		
				01-31-95	NR	<b>1998-99</b>	
<b>1987-88</b>		<b>1991-92</b>		02-07-95	NR	11-06-98	NR
11-23-87	2	11-17-91	12	02-14-95	NR	11-16-98	NR
11-30-87	2	11-24-91	10	02-21-95	NR	11-23-98	NR
12-07-87	2	12-01-91	13	02-28-95	NR	11-30-98	NR
12-14-87	1	12-08-91	18	03-07-95	NR	12-07-98	NR
12-21-87	1	12-15-91	19	03-14-95	NR	12-14-98	NR
12-28-87	1	12-22-91	22			12-21-98	NR
01-04-88	5	12-29-91	20			12-28-98	NR
01-11-88	5	01-05-91	21			01-04-99	NR
01-18-88	5						
01-25-88	5						
02-01-88	5						
02-08-88	5						
02-15-88	4						
02-22-88	4						

## 2025-26 TEXAS WOMEN'S BASKETBALL RECORD BOOK | TEXAS WEEK-BY-WEEK IN THE AP POLL

01-11-99	NR	<b>2002-03</b>		01-09-06	NR	02-23-09	16
01-18-99	NR	11-04-02	11	01-16-06	NR	03-02-09	15
01-25-99	NR	11-18-02	12	01-23-06	NR	03-09-09	23
02-01-99	NR	11-25-02	16	01-30-06	NR	03-16-09	25
02-08-99	NR	12-02-02	17	02-06-06	NR		
02-15-99	NR	12-09-02	23	02-13-06	NR	<b>2009-10</b>	
02-22-99	NR	12-16-02	22	02-20-06	NR	10-30-09	12
03-01-99	NR	12-23-02	15	02-27-06	NR	11-16-09	10
03-08-99	NR	12-30-02	17	03-06-06	NR	11-23-09	13
		01-06-03	20	03-13-06	NR	11-30-09	17
<b>1999-00</b>		01-13-03	20			12-07-09	17
11-09-99	NR	01-20-03	17	<b>2006-07</b>		12-14-09	17
11-15-99	NR	01-27-03	11	11-08-06	25	12-21-09	17
11-22-99	NR	02-03-03	11	11-13-06	25	12-28-09	17
11-29-99	NR	02-10-03	11	11-20-06	25	01-04-10	15
12-06-99	NR	02-17-03	10	11-27-06	22	01-11-10	19
12-13-99	25	02-24-03	10	12-04-06	22	01-18-10	20
12-20-99	25	03-03-03	5	12-11-06	23	01-25-10	19
12-27-99	25	03-10-03	5	12-18-06	NR	02-01-10	17
01-03-00	NR	03-17-03	5	12-25-06	NR	02-08-10	14
01-10-00	NR			01-01-07	NR	02-15-10	12
01-17-00	NR	<b>2003-04</b>		01-08-07	23	02-22-10	14
01-24-00	NR	11-11-03	3	01-15-07	22	03-01-10	18
01-31-00	NR	11-17-03	2	01-22-07	24	03-08-10	15
02-07-00	NR	11-24-03	2	01-29-07	NR	03-15-10	17
02-14-00	NR	12-01-03	2	02-05-07	NR		
02-21-00	NR	12-08-03	5	02-12-07	NR	<b>2010-11</b>	
02-28-00	NR	12-15-03	5	02-19-07	NR	10-29-10	17
03-06-00	NR	12-22-03	5	02-26-07	NR	11-15-10	17
03-13-00	NR	12-29-03	3	03-05-07	NR	11-22-10	16
		01-05-04	3	03-12-07	NR	11-29-10	17
<b>2000-01</b>		01-12-04	3			12-06-10	21
11-07-00	NR	01-19-04	3	<b>2007-08</b>		12-13-10	23
11-13-00	NR	01-26-04	3	11-03-07	22	12-20-10	NR
11-20-00	NR	02-02-04	3	11-12-07	21	12-27-10	23
11-27-00	NR	02-09-04	1	11-19-07	21	01-03-11	22
12-04-00	25	02-16-04	1	11-26-07	24	01-10-11	NR
12-11-00	16	03-01-04	3	12-03-07	22	01-17-11	NR
12-18-00	15	03-08-04	2	12-10-07	20	01-24-11	NR
12-25-00	15	03-15-04	4	12-17-07	19	01-31-11	NR
01-01-01	12			12-24-07	19	02-07-11	NR
01-08-01	14	<b>2004-05</b>		12-31-07	16	02-14-11	NR
01-15-01	17	11-08-04	2	01-07-08	15	02-21-11	NR
01-22-01	17	11-15-04	2	01-14-08	23	02-28-11	NR
01-29-01	21	11-22-04	4	01-21-08	NR	03-07-11	NR
02-05-01	21	11-29-04	7	01-28-08	25	03-14-11	NR
02-12-01	18	12-06-04	4	02-04-08	NR		
02-19-01	22	12-13-04	4	02-11-08	NR	<b>2011-12</b>	
02-26-01	NR	12-20-04	4	02-18-08	NR	10-29-11	24
03-05-01	NR	12-27-04	4	02-25-08	NR	11-14-11	RV
03-12-01	NR	01-03-05	7	03-03-08	NR	11-21-11	24
		01-10-05	12	03-10-08	NR	11-28-11	21
<b>2001-02</b>		01-17-05	15	03-17-08	NR	12-05-11	25
11-06-01	RV	01-24-05	15			12-12-11	24
11-26-01	21	01-31-05	13	<b>2008-09</b>		12-19-11	22
12-03-01	17	02-07-05	17	11-01-08	13	12-26-11	22
12-10-01	19	02-14-05	13	11-17-08	14	01-02-12	23
12-17-01	19	02-21-05	13	11-24-08	11	01-09-12	RV
12-24-01	22	02-28-05	11	12-01-08	9	01-16-12	NR
12-31-01	21	03-07-05	11	12-08-08	6	01-23-12	NR
01-07-02	16	03-14-05	13	12-15-08	5	01-30-12	NR
01-14-02	12			12-22-08	4	02-06-12	NR
01-21-02	13	<b>2005-06</b>		12-29-08	4	02-13-12	NR
01-28-02	14	11-08-05	12	01-05-09	8	02-20-12	NR
02-04-02	17	11-21-05	18	01-12-09	16	02-27-12	NR
02-11-02	18	11-28-05	16	01-19-09	14	03-05-12	NR
02-18-02	15	12-05-05	19	01-26-09	16	03-12-12	NR
02-25-02	13	12-12-05	19	02-02-09	16		
03-04-02	12	12-26-05	19	02-09-09	13		
03-11-02	14	01-02-06	NR	02-16-09	12		

## 2025-26 TEXAS WOMEN'S BASKETBALL RECORD BOOK | TEXAS WEEK-BY-WEEK IN THE AP POLL

<b>2012-13</b>		<b>2015-16</b>		<b>2018-19</b>		<b>2021-22</b>	
10-27-12	RV	11-03-15	12	10-31-18	11	10-19-21	25
11-12-12	19	11-16-15	11	11-12-18	11	11-15-21	12
11-19-12	15	11-23-15	8	11-19-18	10	11-23-21	14
11-26-12	13	11-30-15	6	11-26-18	10	11-29-21	15
12-03-12	12	12-07-15	5	12-03-18	12	12-06-21	11
12-10-12	18	12-14-15	5	12-10-18	12	12-13-21	11
12-17-12	20	12-21-15	5	12-17-18	12	12-20-21	12
12-24-12	20	12-28-15	5	12-24-18	13	12-27-21	12
12-31-12	RV	01-04-16	4	12-31-18	13	01-03-22	9
01-07-13	NR	01-11-16	4	01-07-19	11	01-10-22	13
01-14-13	NR	01-18-16	6	01-14-19	11	01-17-22	15
01-21-13	NR	01-25-16	6	01-21-19	12	01-24-22	9
01-28-13	NR	02-01-16	6	01-28-19	12	01-31-22	13
02-04-13	NR	02-08-16	6	02-04-19	14	02-07-22	16
02-11-13	NR	02-15-16	8	02-11-19	15	02-14-22	14
02-18-13	NR	02-22-16	8	02-18-19	19	02-21-22	11
02-25-13	NR	02-29-16	6	02-25-19	18	02-28-22	9
03-04-13	NR	03-03-16	7	03-04-19	21	03-07-22	7
03-11-13	NR	03-14-16	7	03-11-19	22	03-14-22	6
03-18-13	NR			03-18-19	23		
		<b>2016-17</b>		<b>2019-20</b>		<b>2022-23</b>	
<b>2013-14</b>		11-01-16	8	10-30-19	15	10-19-21	3
11-01-13	RV	11-14-16	8	11-11-19	22	11-15-21	3
11-11-13	RV	11-21-16	14	11-18-19	RV	11-23-21	19
11-18-13	RV	11-28-16	14	11-25-19	NR	11-29-21	22
11-25-13	RV	12-05-16	17	12-02-19	NR	12-06-21	NR
12-02-13	RV	12-12-16	16	12-09-19	RV	12-13-21	RV
12-09-13	RV	12-19-16	16	12-16-19	NR	12-20-21	RV
12-16-13	RV	12-26-16	16	12-23-19	25	12-27-21	RV
12-23-13	RV	01-02-17	15	12-30-19	25	01-03-22	NR
12-30-13	RV	01-09-17	16	01-06-20	RV	01-10-22	NR
01-06-14	RV	01-16-17	12	01-13-20	NR	01-17-22	25
01-13-14	NR	01-23-17	12	01-20-20	NR	01-24-22	RV
01-20-14	NR	01-30-17	12	01-27-20	RV	01-31-22	24
01-27-14	RV	02-06-17	11	02-03-20	NR	02-07-22	20
02-03-14	RV	02-13-17	8	02-10-20	NR	02-14-22	17
02-10-14	RV	02-20-17	6	02-17-20	NR	02-21-22	19
02-17-14	NR	02-27-17	12	02-24-20	NR	02-28-22	12
02-24-14	NR	03-06-17	14	03-02-20	RV	03-07-22	15
03-03-14	NR	03-13-17	14	03-09-20	NR	03-14-22	15
03-10-14	NR			03-17-20	RV		
03-17-14	NR	<b>2017-18</b>		<b>2020-21</b>		<b>2023-24</b>	
		11-02-17	2	11-10-20	RV	10-19-21	13
<b>2014-15</b>		11-13-17	2	11-30-20	25	11-15-21	13
10-30-14	9	11-20-17	2	12-07-20	23	11-23-21	11
11-17-14	10	12-04-17	2	12-14-20	22	11-29-21	12
11-24-14	6	12-11-17	8	12-21-20	T-20	12-06-21	10
12-01-14	4	12-18-17	8	12-28-20	19	12-13-21	5
12-08-14	3	12-25-17	8	01-05-21	17	12-20-21	5
12-15-14	3	01-01-18	8	01-12-21	21	12-27-21	5
12-22-14	3	01-08-18	7	01-19-21	RV	01-03-22	5
12-29-14	3	01-15-18	9	01-26-21	RV	01-10-22	10
01-05-15	3	01-22-18	6	02-01-21	RV	01-17-22	10
01-12-15	4	01-29-18	8	02-08-21	NR	01-24-22	11
01-19-15	8	02-05-18	6	02-15-21	NR	01-31-22	10
01-26-15	14	02-12-18	6	02-22-21	NR	02-07-22	12
02-02-15	20	02-19-18	6	03-01-21	NR	02-14-22	7
02-09-15	RV	02-26-18	7	03-08-21	NR	02-21-22	5
02-16-15	RV	03-05-18	8	03-15-21	NR	02-28-22	5
02-23-15	RV	03-12-18	8			03-07-22	3
03-02-15	RV					03-14-22	6
03-09-15	RV					04-08-23	7
03-16-15	RV						

2024-25	
10-15-24	4
11-11-24	4
11-18-24	4
11-25-24	5
12-02-24	4
12-09-24	6
12-16-24	6
12-23-24	5
12-30-24	5
01-06-25	5
01-13-25	7
01-20-25	7
01-27-25	5
02-03-25	4
02-10-25	3
02-17-25	2
02-24-25	1
03-03-25	1
03-10-25	5
03-17-25	5
04-17-25	4

## 2025-26 TEXAS WOMEN'S BASKETBALL RECORD BOOK | YEAR-BY-YEAR TEAM STATISTICS

SEASON	G	RECORD	FGM-FGA	PCT	3PT FG	PCT.	FTM-FTA	PCT	REB-AVG	PF-DQ	A	TO	BL	ST	PTS-AVG
2024-25	39	35-4	1145-2486	.461	122-405	.301	624-825	.756	1538-39.4	684-10	626	511	200	397	3036-77.8
2023-24	38	33-5	1162-2369	.491	148-405	.365	571-804	.710	1524-40.1	655-7	613	519	173	334	3043-80.1
2022-23	36	26-10	1002-2247	.446	147-435	.338	472-698	.676	1426-39.6	680-15	559	548	214	326	2623-72.9
2021-22	36	29-7	962-2202	.437	169-466	.363	495-716	.691	1316-36.5	659-15	456	513	125	357	2588-71.9
2020-21	31	21-10	788-1956	.403	164-509	.322	396-564	.702	1162-37.5	557-22	382	425	100	249	2136-68.9
2019-20	30	19-11	778-1936	.402	140-502	.299	378-548	.690	1290-43.0	542-11	396	484	117	254	2084-69.5
2018-19	33	23-10	889-2011	.442	158-482	.328	392-564	.695	1402-42.5	566-9	449	535	85	214	2328-70.5
2017-18	35	28-7	1117-2373	.471	192-564	.340	400-566	.707	1493-42.7	636-9	579	521	122	292	2826-80.7
2016-17	34	25-9	1002-2233	.449	137-390	.351	376-561	.670	1466-43.1	677-18	476	517	197	245	2517-74.0
2015-16	36	31-5	952-2188	.435	167-504	.331	489-704	.695	1498-41.6	681-10	507	572	185	290	2560-71.1
2014-15	35	24-11	894-2107	.424	131-442	.296	452-657	.688	1478-42.2	653-9	527	569	161	249	2371-67.7
2013-14	34	22-12	863-1983	.435	187-512	.365	456-660	.691	1499-44.1	711-15	501	619	139	200	2369-69.7
2012-13	30	12-18	693-1732	.400	102-367	.278	360-555	.649	1300-43.3	515-11	374	608	143	215	1848-61.6
2011-12	32	18-14	792-1978	.400	161-475	.339	410-592	.693	1299-40.6	564-14	438	525	191	300	2155-67.3
2010-11	33	19-14	885-2109	.420	231-626	.369	516-749	.689	1416-42.9	525-11	450	558	183	285	2517-76.3
2009-10	33	22-11	861-2025	.425	206-566	.364	496-726	.683	1403-42.5	565-10	445	574	199	263	2424-73.5
2008-09	33	21-12	825-1940	.425	174-483	.360	492-680	.724	1325-40.2	576-8	429	557	175	294	2316-70.0
2007-08	35	22-13	902-2153	.419	153-490	.312	485-655	.740	1398-39.9	619-12	480	599	168	358	2442-69.8
2006-07	32	18-14	775-1925	.403	80-249	.321	430-620	.694	1231-38.5	565-6	421	537	151	337	2060-64.4
2005-06	28	13-15	667-1706	.391	86-258	.333	365-526	.694	1110-39.6	513-11	290	490	164	276	1785-63.8
2004-05	31	22-9	804-1777	.452	144-408	.353	418-606	.690	1195-38.5	465-3	408	500	156	318	2170-70.0
2003-04	35	30-5	939-2055	.457	145-391	.371	525-727	.722	1430-40.9	514-6	495	565	155	336	2548-72.8
2002-03	35	29-6	993-2253	.441	151-391	.386	472-670	.704	1468-41.9	590-7	524	474	128	343	2609-74.5
2001-02	32	22-10	825-1941	.425	131-375	.349	475-669	.710	1320-41.2	599-8	457	587	126	273	2256-70.5
2000-01	33	20-13	858-2171	.395	86-279	.308	482-739	.652	1438-43.6	679-20	488	582	100	338	2284-69.2
1999-2000	34	21-13	968-2241	.432	116-347	.334	479-699	.685	1459-42.9	660-17	501	604	153	352	2531-74.4
1998-99	28	16-12	749-1756	.427	109-332	.328	380-568	.669	1116-39.9	533-8	444	465	89	267	1987-71.0
1997-98	27	12-15	724-1619	.447	57-242	.236	457-641	.713	1011-37.4	533-26	401	466	95	242	1962-72.7
1996-97	30	22-8	817-1843	.443	126-352	.358	491-688	.714	1187-39.6	557-15	475	490	128	285	2251-75.0
1995-96	30	21-9	840-1995	.421	109-328	.332	526-757	.695	1277-42.6	591-9	427	469	117	273	2315-77.2
1994-95	28	12-16	782-1844	.424	84-259	.324	403-609	.662	1171-41.8	583-13	424	528	105	261	2051-73.3
1993-94	31	22-9	902-2114	.427	184-518	.355	517-797	.649	1386-44.7	525-8	465	516	67	277	2505-80.8
1992-93	30	22-8	915-1951	.469	65-198	.328	482-768	.628	1297-43.2	557-3	466	519	86	270	2377-79.2
1991-92	31	21-10	920-1992	.462	65-212	.307	473-715	.662	1334-43.0	559-10	492	610	91	263	2378-76.7
1990-91	30	21-9	936-1885	.497	46-132	.348	473-693	.683	1309-43.6	553-11	448	563	98	268	2391-79.7
1989-90	32	27-5	1032-2039	.506	69-178	.388	558-805	.693	1457-45.5	632-9	498	566	160	257	2691-84.1
1988-89	32	27-5	1092-2195	.498	70-163	.429	476-701	.679	1460-45.6	602-9	551	567	146	285	2730-85.3
1987-88	35	32-3	1230-2392	.514	4-12	.333	492-761	.647	1523-43.5	646-6	599	589	134	386	2956-84.5
1986-87	33	31-2	1156-2142	.540	1-3	.333	513-784	.654	1417-42.9	555-7	535	632	100	399	2826-85.6
1985-86	34	34-0	1162-2118	.549			527-819	.643	1372-40.4	620-8	578	615	57	430	2851-83.9
1984-85	31	28-3	1110-2082	.533			408-627	.651	1293-41.7	608-4	520	635	62	369	2628-84.8
1983-84	35	32-3	1255-2393	.524			618-899	.687	1394-39.8	632-20	715	731	64	521	3128-89.4
1982-83	33	30-3	1160-2326	.499			418-646	.647	1304-39.5	683-9	591	645	84	522	2783-83.0
1981-82	39	35-4	1277-2589	.493			445-701	.635	1477-37.9	733-12	586	718	93	573	2999-76.9
1980-81	36	28-8	1189-2477	.480			448-688	.651	1547-43.0	716-17	600	777	92	549	2826-78.5
1979-80	37	33-4	1277-2725	.469			426-617	.690	1509-40.8	733-22	627	623	76	673	2980-80.5
1978-79	41	37-4	1471-3042	.484			509-771	.660	1725-42.1	675-10	611	680	81	678	3451-84.2
1977-78	39	29-10	1384-2986	.463			469-704	.667	1866-47.8	706-29	477	512	49	391	3237-83.0
1976-77	46	36-10	1561-4108	.380			510-831	.614	NA	740-31	NA	NA	NA	NA	3632-79.0
1975-76	27	21-7	676-1541	.411			276-482	.573	1119-40.0	406-NA	466	562	85	272	1628-60.3
1974-75	27	17-10	695-1872	.371			321-503	.638	1014-37.5	NA	291	600	NA	NA	1701-63.0

## 2025-26 TEXAS WOMEN'S BASKETBALL RECORD BOOK | YEAR-BY-YEAR OPPONENT STATISTICS

SEASON	G	UT REC	FGM-FGA	PCT	3PT FG	PCT	FTM-FTA	PCT	REB-AVG	PF-DQ	A	TO	BL	ST	PTS-AVG
2024-25	39	35-4	790-2060	.383	122-405	.284	460-647	.711	1212-31.1	817-25	385	804	106	253	2190-56.2
2023-24	38	33-5	792-2063	.384	205-657	.312	402-578	.696	1127-29.7	768-27	432	743	92	252	2191-57.7
2022-23	36	26-10	707-1879	.376	175-526	.333	479-692	.692	1167-32.4	715-16	356	718	107	281	2068-57.4
2021-22	36	29-7	706-1816	.389	151-537	.281	480-649	.740	1175-32.6	689-17	374	758	122	259	2043-56.8
2020-21	31	21-10	710-1677	.423	134-435	.308	388-538	.721	1095-35.3	570-16	332	576	109	188	1942-62.6
2019-20	30	19-11	692-1815	.381	167-571	.292	376-529	.711	1061-35.4	545-12	329	495	90	199	1927-64.2
2018-19	33	23-10	747-1994	.375	217-694	.313	335-474	.707	1047-31.7	555-7	381	466	81	216	2046-62.0
2017-18	35	28-7	839-2079	.404	179-597	.300	386-566	.682	1111-31.7	620-10	384	605	108	220	2243-64.1
2016-17	34	25-9	792-1992	.366	174-546	.319	481-655	.734	1112-32.7	638-18	320	554	119	209	2113-62.1
2015-16	36	31-5	716-2021	.354	191-666	.287	408-575	.710	1158-32.2	730-21	362	647	138	215	2031-56.4
2014-15	35	24-11	733-2006	.365	192-632	.304	449-629	.714	1155-33.0	623-16	345	524	128	253	2107-60.2
2013-14	34	22-12	692-1994	.347	184-641	.287	472-680	.694	1123-33.0	657-20	360	485	93	247	2040-60.0
2012-13	30	12-18	675-1796	.376	177-549	.322	340-518	.656	1023-34.1	487-9	372	466	93	277	1867-62.2
2011-12	32	18-14	709-1920	.369	168-533	.315	422-625	.675	1252-39.1	553-12	367	556	116	250	2008-62.8
2010-11	33	19-14	868-2139	.406	171-557	.307	353-531	.665	1275-38.6	631-17	437	563	132	254	2260-68.5
2009-10	33	22-11	778-2072	.375	166-560	.296	406-577	.704	1243-37.7	630-12	374	566	114	280	2128-64.5
2008-09	33	21-12	709-1929	.368	142-490	.290	376-547	.687	1167-35.4	585-14	344	605	113	243	1936-58.7
2007-08	35	22-13	774-2052	.377	170-581	.293	413-613	.674	1313-37.5	606-15	409	697	137	292	2131-60.9
2006-07	32	18-14	685-1778	.385	145-454	.319	368-548	.672	1197-37.4	551-10	342	660	133	262	1883-58.8
2005-06	28	13-15	637-1643	.388	153-447	.342	388-563	.689	1089-38.9	491-19	341	495	93	246	1815-64.8
2004-05	31	22-9	664-1753	.379	119-383	.311	270-417	.647	1040-33.5	567-32	358	582	85	259	1717-55.4
2003-04	35	30-5	776-2088	.372	119-413	.288	312-451	.692	1164-33.3	628-24	418	624	110	297	1938-56.7
2002-03	35	29-6	714-1921	.372	111-392	.283	414-602	.688	1212-34.6	620-24	382	678	110	227	1953-55.8
2001-02	32	22-10	738-1871	.394	166-465	.357	427-630	.678	1160-36.2	599-25	415	595	101	302	2069-64.7
2000-01	33	20-13	701-1819	.385	126-410	.307	492-747	.659	1271-38.5	662-34	386	727	124	292	2020-61.2
1999-00	34	21-13	852-2082	.409	171-484	.353	443-677	.654	1289-37.9	614-21	491	655	97	285	2318-68.2
1998-99	28	16-12	674-1587	.425	99-302	.328	400-592	.676	1034-36.9	516-14	353	528	85	234	1847-66.0
1997-98	27	12-15	709-1669	.425	114-337	.338	436-643	.678	1066-39.5	512-25	408	481	90	226	1968-72.9
1996-97	30	22-8	742-1798	.413	102-348	.293	416-625	.666	1159-38.6	575-20	404	570	107	234	2002-66.7
1995-96	30	21-9	792-1856	.427	78-293	.266	416-658	.632	1255-41.8	645-22	388	605	107	229	2078-69.3
1994-95	28	12-16	706-1707	.414	102-335	.304	454-663	.685	1173-41.9	541-12	394	603	99	251	1968-70.3
1993-94	31	22-9	900-2098	.429	142-402	.353	331-578	.639	1336-43.1	669-46	480	598	108	226	2273-73.3
1992-93	30	22-8	760-1890	.402	83-313	.265	407-590	.690	1183-39.4	607-15	307	578	71	244	2010-67.0
1991-92	31	21-10	812-2015	.403	77-240	.321	369-581	.635	1228-39.6	646-28	423	621	68	239	2070-66.8
1990-91	30	21-9	734-1884	.390	86-238	.361	394-578	.682	1047-34.9	606-15	365	586	58	258	1948-64.9
1989-90	32	27-5	749-2084	.359	73-256	.285	464-695	.668	1190-37.2	686-32	366	592	56	263	2035-63.6
1988-89	32	27-5	859-2146	.400	89-237	.376	435-642	.678	1200-37.5	621-25	412	577	71	242	2242-70.1
1987-88	35	32-3	851-2199	.387	55-177	.311	403-642	.628	1288-36.8	694-24	383	762	66	294	2160-61.7
1986-87	33	31-2	838-1986	.422	16-54	.296	329-520	.633	1032-31.3	683-23	354	750	64	312	2021-61.2
1985-86	34	34-0	800-1966	.407			345-556	.621	1077-31.7	724-26	351	780	75	321	1945-57.2
1984-85	31	28-3	773-1830	.422			345-548	.630	1001-32.3	583-16	349	800	106	284	1891-61.0
1983-84	35	32-3	985-2071	.476			345-503	.685	1125-32.1	706-48	424	1008	129	322	2315-66.1
1982-83	33	30-3	828-1832	.452			388-619	.624	1196-36.2	643-17	364	949	106	280	2042-61.9
1981-82	39	35-4	1009-2352	.429			419-673	.623	1489-38.2	732-25	414	974	90	347	2437-62.5
1980-81	36	28-8	887-2051	.432			419-684	.612	1230-34.2	665-19	389	947	96	320	2193-60.9
1979-80	37	33-4	920-2159	.426			442-667	.652	1473-39.8	733-22	429	1014	116	275	2282-61.7
1978-79	41	37-4	1015-2465	.412			347-534	.650	1455-33.5	206-NA	284	798	34	34	2377-58.0
1977-78	39	29-10	1103-2685	.411			399-622	.641	1538-39.4	715-NA	356	287	26	77	2605-66.8
1976-77	46	36-10	1282-NA	-----			486-809	.601	NA	800-NA	NA	NA	NA	NA	3068-66.7
1975-76	27	21-7	570-1607	.355			177-333	.532	947-35.1	519-NA	278	538	20	221	1317-48.8
1974-75	27	17-10	621-1832	.342			240-413	.581	853-31.2	NA	NA	456	NA	NA	1482-54.9

## 2025-26 TEXAS WOMEN'S BASKETBALL RECORD BOOK | INDIVIDUAL CAREER RECORDS

### SCORING [CAREER]

#### POINTS

1.	2523	Annette Smith [131 games]	1981-84,1985-86
2.	2256	Linda Waggoner [161 games]	1976-80
3.	2008	Clarissa Davis [101 games]	1985-89
4.	1983	Cinietra Henderson [123 games]	1989-93
5.	1917	Tiffany Jackson [123 games]	2003-07
6.	1831	Vicki Hall [117 games]	1988-93
7.	1798	Fran Harris [130 games]	1982-86
8.	1795	Retha Swindell [151 games]	1975-79
9.	1717	Chassidy Fussell [120 games]	2010-14
10.	1708	Heather Schreiber [133 games]	2001-05
	1708	Stacy Stephens [134 games]	2000-04

#### SCORING AVERAGE (minimum 50 games)

1.	19.9	Clarissa Davis [101 games]	1985-89
2.	19.3	Annette Smith [131 games]	1981-84,1985-86
3.	16.5	Jackie Swaim [85 games]	1978-81
4.	<b>16.4</b>	<b>Madison Booker [75 games]</b>	<b>2023-present</b>
5.	16.1	Cinietra Henderson [123 games]	1989-93
6.	15.8	Danielle Viglione [105 games]	1993-97
7.	15.7	Edna Campbell [55 games]	1989-91
8.	15.6	Vicki Hall [117 games]	1988-93
	15.6	Tiffany Jackson [123 games]	2003-07
9.	14.7	Edwina Brown [116 games]	1996-00
10.	14.3	Chassidy Fussell [120 games]	2010-14

### FIELD GOALS [CAREER]

#### FIELD GOALS MADE

1.	1052	Annette Smith [131 games]	1981-84,85-86
2.	1047	Linda Waggoner [161 games]	1976-80
3.	793	Clarissa Davis [101 games]	1985-89
4.	780	Fran Harris [130 games]	1982-86
5.	779	Cinietra Henderson [123 games]	1989-93
6.	770	Retha Swindell [151 games]	1975-79
7.	718	Vicki Hall [117 games]	1988-93
8.	711	Tiffany Jackson [123 games]	2003-07
9.	675	Stacy Stephens [134 games]	2000-04
10.	664	Edwina Brown [116 games]	1996-00

#### FIELD GOALS ATTEMPTED

1.	2247	Linda Waggoner [161 games]	1976-80
2.	1904	Annette Smith [131 games]	1981-84,85-86
3.	1596	Retha Swindell [151 games]	1975-79
4.	1527	Tiffany Jackson [123 games]	2003-07
5.	1521	Vicki Hall [117 games]	1988-93
6.	1491	Chassidy Fussell [120 games]	2010-14
7.	1488	Fran Harris [130 games]	1982-86
8.	1445	Brittainey Raven [133 games]	2006-10
9.	1409	Nell Fortner [142 games]	1977-81
10.	1403	Danielle Viglione [105 games]	1993-97

#### FIELD GOAL PERCENTAGE (minimum 100 made)

1.	.619 [270-436]	Gay Hemphill	1984-86
2.	.591 [779-1319]	Cinietra Henderson	1989-93
3.	.584 [742-1270]	Taylor Jones	2022-25
4.	.578 [654-1132]	Beverly Williams	1984-88
	.578 [565-978]	Jackie Swaim	1978-81
6.	.575 [793-137]	Clarissa Davis	1985-89
7.	.562 [361-642]	Edna Campbell	1989-91
8.	.557 [259-465]	Ellen Bayer	1986-90
9.	.553 [1052-1904]	Annette Smith	1981-84,85-86
10.	.551 [499-906]	Susan Anderson	1986-90

### 3-POINT FIELD GOALS [CAREER]

#### 3-POINT FIELD GOALS MADE

1.	293	Danielle Viglione [105 games]	1993-97
2.	245	Brooke McCarty [139 games]	2014-18
3.	237	Kathleen Nash [134 games]	2007-11
4.	220	Chassidy Fussell [120 games]	2010-14
5.	193	Jamie Carey [96 games]	2002-05
6.	189	Heather Schreiber [133 games]	2001-05
7.	179	Kim Lummus [106 games]	1995-99
8.	152	Erika Arriaran [106 games]	2005-10
9.	124	Brittainey Raven [133 games]	2006-10
10.	122	Alisha Sare [99 games]	1999-03

#### 3-POINT FIELD GOALS ATTEMPTED

1.	792	Danielle Viglione [105 games]	1993-97
2.	630	Chassidy Fussell [120 games]	2010-14
3.	615	Brooke McCarty [139 games]	2014-18
4.	587	Kathleen Nash [134 games]	2007-11
5.	569	Kim Lummus [106 games]	1995-99
6.	481	Heather Schreiber [133 games]	2001-05
7.	462	Jamie Carey [96 games]	2002-05
8.	446	Erika Arriaran [106 games]	2005-10
9.	376	Brittainey Raven [133 games]	2006-10
	376	Alisha Sare [99 games]	1999-03

#### 3-POINT FIELD GOAL PERCENTAGE (minimum 50 made)

1.	.418 [193-462]	Jamie Carey	2002-05
2.	.404 [237-587]	Kathleen Nash	2007-11
	.404 [115-285]	Vicki Hall	1988-93
4.	.398 [245-615]	Brooke McCarty	2014-18
5.	.393 [189-481]	Heather Schreiber	2001-05
6.	.383 [67-175]	Danni Williams	2018-19
7.	.373 [117-314]	Ariel Atkins	2014-18
8.	.370 [293-792]	Danielle Viglione	1993-97
9.	.365 [114-312]	Shaylee Gonzales	2022-24
10.	.355 [83-234]	Yvonne Anderson	2008-11

### FREE THROWS [CAREER]

#### FREE THROWS MADE

1.	487	Tiffany Jackson [123 games]	2003-07
2.	425	Cinietra Henderson [123 games]	1989-93
3.	419	Annette Smith [131 games]	1981-84,85-86
4.	415	Clarissa Davis [101 games]	1985-89
5.	384	Brittainey Raven [133 games]	2006-10
6.	373	Edwina Brown [116 games]	1996-00
7.	358	Stacy Stephens [134 games]	2000-04
8.	346	Andrea Lloyd [127 games]	1983-87
9.	319	Heather Schreiber [133 games]	2001-05
10.	313	Chassidy Fussell [120 games]	2010-14

#### FREE THROWS ATTEMPTED

1.	700	Tiffany Jackson [123 games]	2003-07
2.	676	Annette Smith [131 games]	1981-84,85-86
3.	662	Cinietra Henderson [123 games]	1989-93
4.	608	Clarissa Davis [101 games]	1985-89
5.	556	Stacy Stephens [134 games]	2000-04
6.	523	Andrea Lloyd [127 games]	1983-87
7.	509	Brittainey Raven [133 games]	2006-10
8.	508	Edwina Brown [116 games]	1996-00
9.	474	Retha Swindell [151 games]	1975-79
10.	448	Fey Meeks [115 games]	1989-93

## 2025-26 TEXAS WOMEN'S BASKETBALL RECORD BOOK | INDIVIDUAL CAREER RECORDS

### FREE THROW PERCENTAGE (minimum 50 made)

1.	.882 [97-110]	Erika Arriaran	2005-10
2.	<b>.854 [134-153]</b>	<b>Madison Booker</b>	<b>2023-present</b>
3.	.848 [296-349]	Kathleen Nash	2007-11
4.	.847 [116-137]	Shaylee Gonzales	2022-24
5.	.839 [141-168]	Kim Lummus	1995-99
6.	.831 [276-332]	Ariel Atkins	2014-18
7.	.826 [313-379]	Chassidy Fussell	2010-14
8.	.818 [319-390]	Heather Schreiber	2001-05
9.	.812 [259-319]	Danielle Viglione	1993-97
10.	.801 [173-216]	Jamie Carey	2002-05
11.	.797 [98-123]	Jennifer Clark	1989-93

### REBOUNDING (CAREER)

#### REBOUNDS

1.	1759	Retha Swindell [151 games]	1975-79
2.	1223	Stacy Stephens [134 games]	2000-04
3.	1115	Andrea Lloyd [127 games]	1983-87
4.	1039	Tiffany Jackson [123 games]	2003-07
5.	1036	Imani McGee-Stafford [126 games]	2012-16
6.	983	Cinietra Henderson [123 games]	1989-93
7.	966	Annette Smith [131 games]	1981-84,85-86
8.	940	Amie Smith [118 games]	1993-97
9.	920	Kathleen Nash [134 games]	2007-11
10.	899	Nneka Enemkpalı [95 games]	2011-15

#### REBOUNDING AVERAGE (minimum 50 games)

1.	11.6	Retha Swindell [151 games]	1975-79
2.	9.1	Stacy Stephens [134 games]	2000-04
3.	8.8	Andrea Lloyd [127 games]	1983-87
4.	8.7	Clarissa Davis [101 games]	1985-89
5.	8.4	Tiffany Jackson [123 games]	2003-07
6.	8.4	Jackie Swaim [85 games]	1978-81
7.	8.2	Imani McGee-Stafford [126 games]	2012-16
8.	8.0	Nneka Enemkpalı [95 games]	2011-15
	8.0	Amie Smith [118 games]	1993-97
	8.0	Cinietra Henderson [123 games]	1989-93

#### DEFENSIVE REBOUNDS

1.	1018	Andrea Lloyd [97o-1018d]	1983-87
2.	741	Stacy Stephens [482o-741d]	2000-04
3.	731	Tiffany Jackson [308o-731d]	2003-07
4.	694	Imani McGee-Stafford [342o-694d]	2012-16
5.	674	Cinietra Henderson [309o-674d]	1989-93
6.	659	Vicki Hall [228o-659d]	1988-93
7.	635	Kathleen Nash [285o-635d]	2007-11
8.	620	Clarissa Davis [262o-620d]	1985-89
9.	574	Amie Smith [366o-574d]	1993-97
10.	568	Joyner Holmes [288o-568d]	2016-20
	568	Heather Schreiber [286o-568d]	2001-05

#### OFFENSIVE REBOUNDS

1.	482	Stacy Stephens [482o-741d]	2000-04
2.	367	Nneka Enemkpalı [367o-574d]	2011-15
3.	366	Amie Smith [366o-574d]	1993-97
4.	352	Edwina Brown [352o-425d]	1996-00
5.	342	Imani McGee-Stafford [342o-694d]	2012-16
6.	309	Cinietra Henderson [309o-674d]	1989-93
7.	308	Tiffany Jackson [308o-731d]	2003-07
8.	288	Joyner Holmes [288o-568d]	2016-20
9.	286	Heather Schreiber [286o-568d]	2001-05
10.	285	Kathleen Nash [285o-635d]	2007-11

### ASSISTS (CAREER)

#### ASSISTS

1.	776	Kamie Ethridge [132 games]	1982-86
2.	<b>731</b>	<b>Rori Harmon [118 games]</b>	<b>2021-present</b>
3.	605	Terri Mackey [108 games]	1980-83
4.	537	Amy Claborn [106 games]	1987-91
5.	517	Edwina Brown [116 games]	1996-00
6.	480	Carla Cortijo [104 games]	2005-09
7.	454	Celina Rodrigo [134 games]	2012-16
8.	450	NeKeshia Henderson [96 games]	1991-95
9.	446	Beverly Williams [130 games]	1984-88
10.	419	Sug Sutton [131 games]	2016-20
	419	Nina Norman [126 games]	2002-06

#### ASSISTS AVERAGE (minimum 50 games)

1	<b>6.2</b>	<b>Rori Harmon [118 games]</b>	<b>2021-present</b>
2.	5.9	Kamie Ethridge [132 games]	1982-86
3.	5.6	Terri Mackey [108 games]	1980-83
4.	5.1	Amy Claborn [106 games]	1987-91
5.	4.7	NeKeshia Henderson [96 games]	1991-95
6.	4.6	Carla Cortijo [104 games]	2005-09
7.	4.5	Kenya Larkin [65 games]	2000-02
	4.5	Edwina Brown [116 games]	1996-00
9.	4.0	Ewella Munn [75 games]	1978-80
10.	<b>3.8</b>	<b>Madison Booker [75 games]</b>	<b>2023-present</b>

### BLOCKED SHOTS (CAREER)

#### BLOCKED SHOTS

1.	372	Ashley Gayle [130 games]	2008-12
2.	303	Imani McGee-Stafford [126 games]	2012-16
3.	289	Ellen Bayer [124 games]	1986-90
4.	250	Ashley Lindsey [122 games]	2005-09
5.	221	Angela Jackson [111 games]	1994-98
6.	195	Taylor Jones [98 games]	2022-25
7.	190	Kelsey Lang [138 games]	2013-17
8.	181	Tiffany Jackson [123 games]	2003-07
9.	156	Joy Williams [144 games]	1979-83
10.	129	Tracy Cook [117 games]	1998-02

#### BLOCKED SHOTS AVERAGE (minimum 50 games)

1.	2.9	Ashley Gayle [130 games]	2008-12
2.	2.4	Imani McGee-Stafford [126 games]	2012-16
3.	2.3	Ellen Bayer [124 games]	1986-90
4.	2.0	Ashley Lindsey [122 games]	2005-09
	2.0	Angela Jackson [111 games]	1994-98
	2.0	Taylor Jones [98 games]	2022-25
7.	1.5	Tiffany Jackson [123 games]	2003-07
8.	1.4	Kelsey Lang [138 games]	2013-17
9.	1.2	Audrey-Ann Caron-Goudreau [50 games]	2016-18
	1.2	Carla Littleton [95 games]	1996-97,98-01
11.	1.1	Tracy Cook [117 games]	1998-02
	1.1	Cokie Reed [73 games]	2009-10,11-13
	1.1	DeYona Gaston [81 games]	2020-present

## 2025-26 TEXAS WOMEN'S BASKETBALL RECORD BOOK | INDIVIDUAL CAREER RECORDS

### STEALS [CAREER]

STEALS		
1.	346	Linda Waggoner 1976-80
2.	332	Andrea Lloyd 1983-87
3.	313	Tiffany Jackson 2003-07
4.	303	Esoleta Whaley 1980-84
5.	295	Annette Smith 1981-84,85-86
6.	291	Hattie Browning 1978-80
7.	281	Terri Mackey 1980-83
8.	<b>279</b>	<b>Rori Harmon 2021-present</b>
9.	278	Kamie Ethridge 1982-86
10.	257	Edwina Brown 1996-00
	257	Beverly Williams 1984-88

### STEALS AVERAGE (minimum 50 games)

1.	3.8	Hattie Browning [77 games] 1978-80
2.	2.7	Esoleta Whaley [114 games] 1980-84
3.	2.6	Andrea Lloyd [127 games] 1983-87
	2.6	Terri Mackey [108 games] 1980-83
5.	2.5	Tiffany Jackson [123 games] 2003-07
	2.5	Rori Harmon [79 games] 2021-present
7.	2.4	Jackie Swaim [85 games] 1978-81
	<b>2.4</b>	<b>Rori Harmon [118 games] 2021-present</b>
8.	2.3	Annette Smith [131 games] 1981-84,85-86
9.	2.2	Edwina Brown [116 games] 1996-00
10.	2.1	Kamie Ethridge [132 games] 1982-86
	2.1	Linda Waggoner [161 games] 1976-80

### PARTICIPATION [CAREER]

GAMES PLAYED		
1.	171	Shay Holle 2020-25
2.	161	Linda Waggoner 1976-80
3.	151	Retha Swindell 1975-79
4.	144	Joy Williams 1979-83
5.	142	Nell Fortner 1977-81
6.	139	Brooke McCarty 2014-18
7.	138	Kelsey Lang 2013-17
8.	137	Lashann Higgs 2015-20
9.	135	Earnesia Williams 2005-10
10.	134	Celina Rodrigo 2012-16
	134	Kathleen Nash 2007-11
	134	Stacy Stephens 2000-04

### GAMES STARTED

1.	154	Linda Waggoner [161 games] 1976-80
2.	134	Stacy Stephens [134 games] 2000-04
3.	133	Heather Schreiber [133 games] 2001-05
4.	131	Annette Smith [131 games] 1981-84,85-86
5.	125	Andrea Lloyd [127 games] 1983-87
6.	121	Cinietra Henderson [123 games] 1989-93
7.	118	Brooke McCarty [139 games] 2014-18
8.	117	Earnesia Williams [135 games] 2005-10
9.	<b>116</b>	<b>Rori Harmon [118 games] 2021-present</b>
10.	114	Amie Smith [118 games] 1993-97

### MINUTES

1.	4166	Brooke McCarty 2014-18
2.	3914	Tiffany Jackson 2003-07
3.	3899	Shay Holle 2020-25
4.	3862	Andrea Lloyd 1983-87
5.	3846	Heather Schreiber 2001-05
6.	3816	Kathleen Nash 2007-11
7.	3719	Kamie Ethridge 1982-86
8.	3717	Brittainey Raven 2006-10
9.	3715	Stacy Stephens 2000-04
10.	3709	Ashleigh Fontenette 2008-12

### MINUTES AVERAGE

1.	31.8	Tiffany Jackson [123 games] 2003-07
2.	31.4	Jamie Carey [96 games] 2002-05
3.	31.3	Kenya Larkin [65 games] 2000-02
	<b>31.3</b>	<b>Rori Harmon [118 games] 2021-present</b>
4.	<b>31.1</b>	<b>Madison Booker [75 games] 2023-present</b>
5.	30.9	Vicki Hall [117 games] 1988-93
6.	30.8	Chassidy Fussell [120 games] 2010-14
7.	30.4	Andrea Lloyd [127 games] 1983-87
8.	30.0	Brooke McCarty [139 games] 2014-18
9.	29.8	Edwina Brown [116 games] 1996-00
10.	29.3	Amie Smith [118 games] 1993-97

## 2025-26 TEXAS WOMEN'S BASKETBALL RECORD BOOK | CLASS RECORDS

### SENIORS

#### POINTS

1. Clarissa Davis [1988-89]	843
2. Edwina Brown [1999-00]	722
3. Jackie Swaim [1980-81]	575
4. Tiffany Jackson [2006-07]	537
5. Yulonda Wimbish [1987-88]	535
6. Cinietra Henderson [1992-93]	524
7. Ariel Atkins [2017-18]	523
8. Beverly Williams [1987-88]	508
9. Hattie Browning [1979-80]	476
10. Angela Jackson [1997-98]	474

#### REBOUNDS

1. Cathy Burns [1977-78]	367
2. Jackie Swaim [1980-81]	347
3. Imani McGee-Stafford [2015-16]	322
4. Retha Swindell [1978-79]	333
5. Clarissa Davis [1988-89]	316
6. Stacy Stephens [2003-04]	291
7. Tiffany Jackson [2006-07]	289
8. Andrea Lloyd [1986-87]	288
9. Edwina Brown [1999-00]	284
10. Taylor Jones [2024-25]	263

#### ASSISTS

1. Rori Harmon [2024-25]	230
2. Edwina Brown [1999-00]	203
3. Kamie Ethridge [1985-86]	200
4. Kenya Larkin [2001-02]	172
5. Yvonne Anderson [2011-12]	170
6. Beverly Williams [1987-88]	165
7. Hattie Browning [1979-80]	162
8. Ewella Munn [1979-80]	157
9. Brooke McCarty [2017-18]	150
10. Carla Cortijo [2008-09]	147

#### BLOCKS

1. Imani McGee-Stafford [2015-16]	104
2. Ashley Gayle [2011-12]	92
3. Ellen Bayer [1989-90]	85
4. Kelsey Lang [2016-17]	79
5. Taylor Jones [2024-25]	73
6. Ashley Lindsey [2008-09]	72
7. Taylor Jones [2023-24]	60
8. Retha Swindell [1978-79]	49
9. Angela Jackson [1997-98]	42
10. Tiffany Jackson [2006-07]	41

#### STEALS

1. Hattie Browning [1978-79]	179
2. Linda Waggoner [1979-80]	136
3. Andrea Lloyd [1986-87]	104
4. Edwina Brown [1999-00]	97
5. Retha Swindell [1978-79]	92
6. Jackie Swaim [1980-81]	91
7. Ariel Atkins [2017-18]	89
8. Beverly Williams [1987-88]	87
9. Yvonne Anderson [2011-12]	84
Ewella Munn [1979-80]	84
Rori Harmon [2024-25]	84

### JUNIORS

#### POINTS

1. Cathy Burns [1976-77]	840
2. Annette Smith [1983-84]	723
3. Jackie Swaim [1978-79]	703
4. Cinietra Henderson [1991-92]	603
5. Charli Collier [2019-20]	590
6. Retha Swindell [1977-78]	532
7. Vicki Hall [1990-91]	526
8. Kim Basinger [1977-78]	508
Linda Waggoner [1978-79]	508
10. Stacy Stephens [2002-03]	505

#### REBOUNDS

1. Retha Swindell [1977-78]	466
2. Cathy Burns [1976-77]	384
3. Charli Collier [2019-20]	350
4. Cinietra Henderson [1991-92]	327
5. Stacy Stephens [2002-03]	318
6. Jackie Swaim [1978-79]	299
7. Nneka Enemkpali [2013-14]	291
8. Vicki Hall [1990-91]	265
9. Joy Williams [1981-82]	248
10. Susan Anderson [1988-89]	243

#### ASSISTS

1. Kamie Ethridge [1984-85]	226
2. Sug Sutton [2018-19]	178
3. Carla Cortijo [2007-08]	172
4. Terri Mackey [1982-83]	171
5. Edwina Brown [1998-99]	159
6. Amy Claborn [1989-90]	151
7. Ewella Munn [1978-79]	144
8. Kim Basinger [1977-78]	137
9. Beverly Williams [1986-87]	133
10. Ashleigh Fontenette [2010-11]	128

#### BLOCKS

1. Ashley Gayle [2010-11]	117
2. Ellen Bayer [1988-89]	97
3. Ashley Lindsey [2007-08]	94
4. Angela Jackson [1996-97]	76
5. Carla Littleton [1999-00]	65
6. Taylor Jones [2022-23]	62
7. Imani McGee-Stafford [2014-15]	52
8. Joy Williams [1981-82]	44
9. DeYona Gaston [2022-23]	40
10. Charli Collier [2019-20]	37

#### STEALS

1. Linda Waggoner [1978-79]	122
2. Hattie Browning [1978-79]	112
3. Esoleta Whaley [1982-83]	103
4. Terri Mackey [1982-83]	86
Annette Smith [1983-84]	86
6. Ewella Munn [1978-79]	85
7. Retha Swindell [1977-78]	79
8. Jackie Swaim [1978-79]	76
9. Kim Basinger [1977-78]	71
10. Beverly Williams [1986-87]	70

### SOPHOMORES

#### POINTS

1. Annette Smith [1982-83]	736
2. Linda Waggoner [1977-78]	729
3. Kim Basinger [1976-77]	687
4. Fran Harris [1983-84]	650
5. Madison Booker [2024-25]	620
6. Tiffany Jackson [2004-05]	568
7. Brittainey Raven [2007-08]	532
8. Sherryl Hauglum [1981-82]	531
9. Chassidy Fussell [2011-12]	520
10. Vicki Hall [1989-90]	514

#### REBOUNDS

1. Retha Swindell [1976-77]	697
2. Kim Basinger [1976-77]	445
3. Charli Collier [2019-20]	314
4. Stacy Stephens [2001-02]	303
5. Heather Schreiber [2002-03]	286
6. Nneka Enemkpali [2012-13]	273
7. Tiffany Jackson [2004-05]	271
8. Andrea Lloyd [1984-85]	264
9. Annette Smith [1982-83]	253
10. Madison Booker [2024-25]	252

#### ASSISTS

1. Terri Mackey [1981-82]	268
2. Kamie Ethridge [1983-84]	255
3. Rori Harmon [2022-23]	228
4. Amy Claborn [1988-89]	220
5. Nina Norman [2003-04]	142
6. Esoleta Whaley [1981-82]	140
7. Nancy Walling [1980-81]	110
8. NeKeshia Henderson [1992-93]	108
Ashleigh Fontenette [2009-10]	108
10. Vanessa Wallace [1996-97]	107

#### BLOCKS

1. Ashley Gayle [2009-10]	103
2. Imani McGee-Stafford [2013-14]	72
3. Ellen Bayer [1987-88]	66
4. Tiffany Jackson [2004-05]	60
5. Angela Jackson [1995-96]	56
6. Kelsey Lang [2014-15]	48
7. Joy Williams [1980-81]	42
8. Charli Collier [2019-20]	39
9. Jaime Bailey [1995-96]	34
10. Stacy Stephens [2001-02]	32

#### STEALS

1. Hattie Browning [1978-79]	179
2. Linda Waggoner [1979-80]	136
3. Andrea Lloyd [1986-87]	104
4. Edwina Brown [1999-00]	97
5. Retha Swindell [1978-79]	92
6. Jackie Swaim [1980-81]	91
7. Beverly Williams [1987-88]	87
8. Ewella Munn [1979-80]	84
9. Amie Smith [1996-97]	74
10. Clarissa Davis [1988-89]	72
Rori Harmon [2022-23]	72

### FRESHMEN

#### POINTS

1. Annette Smith [1981-82]	753
2. Danielle Viglione [1993-94]	629
3. Linda Waggoner [1976-77]	624
4. Madison Booker [2023-24]	611
5. Chassidy Fussell [2010-11]	517
6. Andrea Lloyd [1983-84]	516
7. Clarissa Davis [1985-86]	459
8. Tiffany Jackson [2003-04]	455
9. Heather Schreiber [2001-02]	436
10. Joyner Holmes [2016-17]	411
11. Rori Harmon [2021-22]	409

#### REBOUNDS

1. Annette Smith [1981-82]	369
2. Andrea Lloyd [1983-84]	346
3. Stacy Stephens [2000-01]	311
4. Amie Smith [1993-94]	295
5. Imani McGee-Stafford [2012-13]	281
6. Joyner Holmes [2016-17]	278
7. Retha Swindell [1975-76]	263
8. Tiffany Jackson [2003-04]	262
Clarissa Davis [1985-86]	262
10. Joy Williams [1979-80]	253

#### ASSISTS

1. Madison Booker [2023-24]	185
2. Rori Harmon [2021-22]	180
3. Terri Mackey [1980-81]	166
4. Carla Cortijo [2006-07]	147
5. NeKeshia Henderson [1991-92]	140
6. Angie Jo Ogletree [1993-94]	134
7. Celina Rodrigo [2012-13]	111
8. Nina Norman [2002-03]	102
9. Kamie Ethridge [1982-83]	95
10. Andrea Lloyd [1983-84]	89

#### BLOCKS

1. Imani McGee-Stafford [2012-13]	75
2. Retha Swindell [1975-76]	69
3. Ashley Gayle [2008-09]	60
4. Ashley Lindsey [2005-06]	54
5. Angela Jackson [1994-95]	47
6. Tiffany Jackson [2003-04]	44
7. Ellen Bayer [1986-87]	41
8. Cokie Reed [2009-10]	40
9. Joyner Holmes [2016-17]	38
10. Tracy Cook [1998-99]	37

#### STEALS

1. Annette Smith [1981-82]	99
2. Rori Harmon [2021-22]	86
3. Andrea Lloyd [1983-84]	83
4. Terri Mackey [1980-81]	72
5. Tiffany Jackson [2003-04]	66
6. Stacy Stephens [2000-01]	58
7. Retha Swindell [1975-76]	56
8. NeKeshia Henderson [1991-92]	53
9. Carla Cortijo [2006-07]	52
Sherryl Hauglum [1980-81]	52

## 2025-26 TEXAS WOMEN'S BASKETBALL RECORD BOOK | TEAM SINGLE-SEASON RECORDS

### SCORING [SEASON]

#### POINTS

1.	3632 [46 games]	1976-77
2.	3451 [41 games]	1978-79
3.	3237 [39 games]	1977-78
4.	3128 [35 games]	1983-84
5.	3043 [38 games]	2023-24
6.	<b>3036 [39 games]</b>	<b>2024-25</b>
7.	2999 [39 games]	1981-82
8.	2980 [37 games]	1979-80
9.	2956 [35 games]	1987-88
10.	2851 [34 games]	1985-86

#### SCORING AVERAGE

1.	89.4 [35 games]	1983-84
2.	85.6 [33 games]	1986-87
3.	85.3 [32 games]	1988-89
4.	84.8 [31 games]	1984-85
5.	84.5 [35 games]	1987-88
6.	84.2 [41 games]	1978-79
7.	84.1 [32 games]	1989-90
8.	83.9 [34 games]	1985-86
9.	83.0 [39 games]	1977-78
10.	83.0 [33 games]	1982-83

#### SCORING DEFENSE

1.	47.0 [28 games]	1975-76
2.	54.9 [27 games]	1974-75
3.	55.4 [31 games]	2004-05
4.	55.8 [35 games]	2002-03
5.	<b>56.2 [39 games]</b>	<b>2024-25</b>
6.	56.4 [36 games]	2015-16
7.	56.7 [35 games]	2003-04
8.	56.8 [36 games]	2021-22
9.	57.2 [34 games]	1985-86
10.	57.4 [36 games]	2022-23

#### SCORING MARGIN

1.	26.7 [83.9-57.2]	1985-86
2.	26.2 [84.2-58.0]	1978-79
3.	24.4 [85.6-61.2]	1986-87
4.	23.8 [84.8-61.0]	1984-85
5.	23.2 [89.4-66.1]	1983-84
6.	22.7 [84.5-61.7]	1987-88
7.	22.4 [80.1-57.7]	2023-24
8.	<b>21.6 [77.8-56.2]</b>	<b>2024-25</b>
9.	20.5 [84.1-63.6]	1989-90
10.	20.1 [83.0-62.8]	1982-83

### FIELD GOALS [SEASON]

#### FIELD GOALS MADE

1.	1561 [46 games]	1976-77
2.	1471 [41 games]	1978-79
3.	1384 [39 games]	1977-78
4.	1277 [39 games]	1981-82
5.	1277 [37 games]	1979-80
6.	1255 [35 games]	1983-84
7.	1230 [35 games]	1987-88
8.	1189 [36 games]	1980-81
9.	1162 [34 games]	1985-86
10.	1162 [38 games]	2023-24

### FIELD GOALS ATTEMPTED

1.	4108 [46 games]	1976-77
2.	3042 [41 games]	1978-79
3.	2986 [39 games]	1977-78
4.	2720 [37 games]	1979-80
5.	2589 [39 games]	1981-82
6.	<b>2486 [39 games]</b>	<b>2024-25</b>
7.	2477 [36 games]	1980-81
8.	2392 [35 games]	1987-88
9.	2392 [35 games]	1983-84
10.	2373 [35 games]	2017-18
11.	2369 [38 games]	2023-24

### FIELD GOAL PERCENTAGE

1.	.549 [1162-2118]	1985-86
2.	.540 [1156-2142]	1986-87
3.	.533 [1110-2082]	1984-85
4.	.525 [1255-2392]	1983-84
5.	.514 [1230-2392]	1987-88
6.	.506 [1032-2039]	1989-90
7.	.499 [1160-2326]	1982-83
8.	.497 [1092-2195]	1988-89
9.	.497 [936-1885]	1990-91
10.	.493 [1277-2589]	1981-82

### FG PERCENTAGE DEFENSE

1.	.339 [621-1832]	1974-75
2.	.347 [692-1994]	2013-14
3.	.354 [716-2021]	2015-16
4.	.355 [570-1607]	1975-76
5.	.359 [749-2084]	1989-90
6.	.365 [733-2006]	2014-15
7.	.366 [729-1992]	2016-17
8.	.368 [709-1929]	2008-09
9.	.369 [709-1920]	2011-12
10.	.372 [776-2088]	2003-04

### 3-POINT FIELD GOALS [SEASON]

#### 3-POINT FG MADE

1.	231 [33 games]	2010-11
2.	206 [33 games]	2009-10
3.	192 [35 games]	2017-18
4.	187 [34 games]	2013-14
5.	184 [31 games]	1993-94
6.	174 [33 games]	2008-09
7.	169 [36 games]	2021-22
8.	167 [36 games]	2015-16
9.	164 [31 games]	2020-21
10.	161 [32 games]	2011-12

#### 3-POINT FG ATTEMPTED

1.	626 [33 games]	2010-11
2.	566 [33 games]	2009-10
3.	564 [35 games]	2017-18
4.	518 [31 games]	1993-94
5.	512 [34 games]	2013-14
6.	504 [36 games]	2015-16
7.	502 [30 games]	2019-20
8.	509 [31 games]	2020-21
9.	490 [35 games]	2007-08
10.	483 [33 games]	2008-09

### 3-POINT FG PERCENTAGE

1.	.429 [70-163]	1988-89
2.	.388 [69-178]	1989-90
3.	.386 [151-391]	2002-03
4.	.371 [145-391]	2003-04
5.	.369 [231-626]	2010-11
6.	.365 [187-512]	2013-14
7.	.364 [206-566]	2009-10
8.	.363 [169-466]	2021-22
9.	.360 [174-483]	2008-09
10.	.358 [126-352]	1996-97

### 3-POINT FG PCT. DEFENSE

1.	.265 [83-313]	1992-93
2.	.266 [78-293]	1995-96
3.	.281 [151-537]	2021-22
4.	.283 [111-392]	2002-03
5.	<b>.284 [150-528]</b>	<b>2024-25</b>
6.	.285 [73-256]	1989-90
7.	.287 [191-166]	2015-16
8.	.287 [184-641]	2013-14
9.	.288 [119-413]	2003-04
10.	.290 [142-490]	2008-09
11.	.292 [167-571]	2019-20

### FREE THROWS [SEASON]

#### FREE THROWS MADE

1.	<b>624 [39 games]</b>	<b>2024-25</b>
2.	618 [35 games]	1983-84
3.	571 [38 games]	2023-24
4.	558 [32 games]	1989-90
5.	527 [34 games]	1985-86
6.	526 [30 games]	1995-96
7.	525 [35 games]	2003-04
8.	517 [31 games]	1993-94
9.	516 [33 games]	2010-11
10.	513 [33 games]	1986-87

#### FREE THROWS ATTEMPTED

1.	899 [35 games]	1983-84
2.	831 [46 games]	1976-77
3.	825 [39 games]	2024-25
4.	819 [34 games]	1985-86
5.	805 [32 games]	1989-90
6.	804 [38 games]	2023-24
7.	797 [31 games]	1993-94
8.	784 [33 games]	1986-87
9.	771 [41 games]	1978-79
10.	768 [30 games]	1992-93

#### FREE THROW PERCENTAGE

1.	<b>.756 [624-825]</b>	<b>2024-25</b>
2.	.740 [485-655]	2007-08
3.	.724 [492-680]	2008-09
4.	.722 [525-727]	2003-04
5.	.714 [491-688]	1996-97
6.	.713 [457-641]	1997-98
7.	.710 [475-669]	2001-02
8.	.710 [571-804]	2023-24
9.	.707 [400-566]	2017-18
10.	.704 [472-670]	2002-03
11.	.702 [396-564]	2020-21

### REBOUNDING [SEASON]

#### REBOUNDS

1.	1866 [39 games]	1977-78
2.	1725 [41 games]	1978-79
3.	1549 [36 games]	1980-81
4.	<b>1538 [39 games]</b>	<b>2024-25</b>
5.	1524 [38 games]	2023-24
6.	1518 [37 games]	1979-80
7.	1499 [34 games]	2013-14
8.	1498 [36 games]	2015-16
9.	1493 [35 games]	2017-18
10.	1478 [35 games]	2014-15

#### REBOUNDING AVERAGE

1.	47.8 [39 games]	1977-78
2.	44.7 [31 games]	1993-94
3.	44.1 [34 games]	2013-14
4.	43.6 [33 games]	2000-01
5.	43.3 [30 games]	2012-13
6.	43.2 [30 games]	1992-93
7.	43.1 [34 games]	2016-17
8.	43.0 [30 games]	2019-20
9.	43.0 [36 games]	1980-81
10.	42.9 [34 games]	1999-00
11.	42.9 [33 games]	2010-11

#### DEFENSIVE REBOUNDS

1.	1011 [488o-1011d]	2013-14
2.	997 [501o-997d]	2015-16
3.	983 [495o-983d]	2014-15
4.	977 [547o-977d]	2023-24
5.	972 [521o-972d]	2017-18
6.	967 [463o-967d]	2003-04
7.	<b>943 [595o-943d]</b>	<b>2024-25</b>
8.	931 [472o-931d]	2009-10
9.	924 [542o-924d]	2016-17
10.	908 [560o-908d]	2002-03
11.	894 [565o-894d]	1999-00

#### DEFENSIVE REBOUND AVERAGE

1.	29.7 [34 games]	2013-14
2.	28.4 [30 games]	2019-20
3.	28.2 [33 games]	2009-10
4.	28.1 [35 games]	2014-15
5.	28.1 [30 games]	1992-93
6.	28.1 [31 games]	1993-94
7.	27.8 [35 games]	2017-18
8.	27.7 [36 games]	2015-16
9.	27.6 [35 games]	2003-04
10.	27.6 [32 games]	1989-90

#### OFFENSIVE REBOUNDS

1.	<b>595 [595o-943d]</b>	<b>2024-25</b>
2.	591 [591o-847d]	2000-01
3.	565 [565o-894d]	1999-00
4.	560 [560o-908d]	2002-03
5.	547 [547o-977d]	2023-24
6.	546 [546o-880d]	2022-23
7.	542 [542o-924d]	2016-17
8.	534 [534o-881d]	2010-11
9.	521 [521o-972d]	2017-18
10.	516 [516o-870d]	1993-94

## 2025-26 TEXAS WOMEN'S BASKETBALL RECORD BOOK | TEAM SINGLE-SEASON RECORDS

### OFFENSIVE REBOUND AVG.

1.	17.9 [33 games]	2000-01
2.	16.7 [28 games]	1998-99
3.	16.6 [31 games]	1993-94
	16.6 [34 games]	1999-00
5.	16.2 [33 games]	2010-11
6.	16.1 [30 games]	2012-13
7.	16.0 [34 games]	2016-17
	16.0 [35 games]	2002-03
9.	15.7 [28 games]	1994-95
10.	15.5 [30 games]	1995-96

### REBOUNDING DEFENSE

1.	29.7 [38 games]	2023-24
2.	31.1 [39 games]	2024-25
3.	31.3 [33 games]	1986-87
4.	31.5 [27 games]	1974-75
5.	31.7 [35 games]	2017-18
	31.7 [34 games]	1985-86
	31.7 [33 games]	2018-19
6.	32.1 [35 games]	1983-84
7.	32.2 [36 games]	2015-16
8.	32.3 [31 games]	1984-85
9.	32.4 [36 games]	2022-23

### REBOUND MARGIN

1.	12.3 [39.3-27.0]	1986-87
2.	11.1 [44.1-33.0]	2013-14
3.	10.9 [42.7-31.7]	2017-18
4.	10.7 [40.4-29.6]	1985-86
5.	10.4 [43.1-32.7]	2016-17
	10.4 [40.1-29.7]	2023-24
7.	10.0 [41.1-31.1]	1989-90
8.	9.4 [41.6-32.2]	2015-16
	9.4 [41.7-32.3]	1984-85
10.	9.2 [42.2-33.0]	2014-15
	9.2 [43.3-34.1]	2012-13

### ASSISTS [SEASON]

<b>ASSISTS</b>		
1.	715	1983-84
2.	651	1979-80
3.	<b>626</b>	<b>2024-25</b>
4.	613	2023-24
5.	611	1978-79
6.	599	1987-88
7.	592	1980-81
8.	591	1982-83
9.	586	1981-82
10.	579	2017-18

### ASSISTS AVERAGE

1.	20.4 [35 games]	1983-84
2.	17.9 [33 games]	1982-83
3.	17.6 [37 games]	1979-80
4.	17.2 [32 games]	1988-89
5.	17.1 [35 games]	1987-88
6.	17.0 [34 games]	1985-86
7.	16.8 [31 games]	1984-85
8.	16.6 [28 games]	1975-76
9.	16.5 [35 games]	2017-18
10.	16.4 [36 games]	1980-81

### BLOCKED SHOTS [SEASON]

<b>BLOCKED SHOTS</b>		
1.	214	2022-23
2.	<b>200</b>	<b>2024-25</b>
3.	199	2009-10
4.	197	2016-17
5.	191	2011-12
6.	185	2015-16
7.	183	2010-11
8.	175	2008-09
9.	173	2023-24
10.	168	2007-08

### BLOCKED SHOTS AVERAGE

1.	6.0 [32 games]	2011-12
	6.0 [33 games]	2009-10
3.	5.9 [28 games]	2005-06
	5.9 [36 games]	2022-23
5.	5.8 [34 games]	2016-17
6.	5.5 [33 games]	2010-11
7.	5.3 [33 games]	2008-09
8.	5.2 [36 games]	2015-16
9.	<b>5.1 [39 games]</b>	<b>2024-25</b>
9.	5.0 [31 games]	2004-05
	5.0 [32 games]	1989-90

### STEALS [SEASON]

<b>STEALS</b>		
1.	678	1978-79
2.	675	1979-80
3.	573	1981-82
4.	559	1980-81
5.	522	1982-83
6.	521	1983-84
7.	434	2002-03
8.	430	1985-86
9.	399	1986-87
10.	<b>397</b>	<b>2024-25</b>

### STEALS AVERAGE

1.	18.2 [37 games]	1979-80
2.	16.5 [41 games]	1978-79
3.	15.8 [33 games]	1982-83
4.	15.5 [36 games]	1980-81
5.	14.9 [35 games]	1983-84
6.	14.7 [39 games]	1981-82
7.	12.6 [34 games]	1985-86
8.	12.4 [35 games]	2002-03
9.	12.1 [33 games]	1986-87
10.	11.9 [31 games]	1984-85

### PARTICIPATION [SEASON]

<b>GAMES PLAYED</b>		
1.	46	1976-77
2.	41	1978-79
3.	39	1981-82
	39	1977-78
	39	2024-25
5.	38	2023-24
6.	37	1979-80
7.	36	2021-22
	36	2015-16
	36	1980-81

	36	2022-23
11.	35	2017-18
	35	2014-15
	35	2007-08
	35	2003-04
	35	2002-03
	35	1987-88
	35	1983-84

### WINS [SEASON]

<b>MOST WINS</b>		
1.	37 [37-4]	1978-79
2.	36 [36-10]	1976-77
3.	35 [35-4]	1981-82
	<b>35 [35-4]</b>	<b>2024-25</b>
4.	34 [34-0]	1985-86
5.	33 [33-4]	1979-80
	33 [33-5]	2023-24

### WINNING PERCENTAGE

1.	1.000 [34-0]	1985-86
2.	.939 [31-2]	1986-87
3.	.914 [32-3]	1987-88
4.	.914 [32-3]	1983-84
5.	.909 [30-3]	1982-83

### MOST SWC WINS

1.	16 [16-0]	1988-89
	16 [16-0]	1987-88
	16 [16-0]	1986-87
	16 [16-0]	1985-86
	16 [16-0]	1984-85
	16 [16-0]	1983-84
7.	15 [15-1]	1989-90
8.	14 [14-2]	1990-91
9.	13 [13-1]	1995-96
	13 [13-1]	1992-93
11.	11 [11-3]	1991-92
12.	10 [10-4]	1993-94

### SWC WIN STREAK (Reg. Season)

1.	117 games	01-15-82 - 02-18-90
----	-----------	---------------------

### SOUTHWEST CONFERENCE SUMMARY

*In the 14-year history of women's basketball in the Southwest Conference, Texas ...*

- Won 10 of 14 regular-season titles,
- Posted a 214-22 [.907] record against SWC teams,
- Compiled a 183-game win streak against schools that spanned 12 years [1978-90],
- Produced the winningest coach in SWC men's or women's history in Jody Conradt [214-22 SWC], who also was award SWC Coach of the Year five times [1984, 1985, 1987, 1988, 1996],
- Had 26 SWC Player of the Week honorees,
- Had 18 players selected to the all-conference team 37 times,
- Had seven SWC Tournament MVPs,
- Produced 4-of-8 SWC Players of the Decade,
- Produced six SWC Players of the Year,
- And produced seven SWC Freshmen/Newcomers of the Year.

### MOST BIG 12 WINS

1.	15 [15-3]	2017-18
	15 [15-3]	2016-17
	15 [15-3]	2015-16
	15 [15-1]	2002-03
5.	14 [14-2]	2003-04
	14 [14-4]	2022-23
	14 [14-4]	2023-24
8.	13 [13-3]	2004-05
9.	12 [12-6]	2018-19
	12 [12-4]	1996-97
11.	11 [11-7]	2020-21
	11 [11-7]	2019-20
	11 [11-7]	2013-14

### OVERALL WIN STREAK

1.	40 games	11-29-85 - 12-09-86
2.	32 games	12-09-81 - 03-26-82
3.	31 games	03-10-79 - 02-22-80
4.	27 games	12-30-83 - 03-23-84
5.	25 games	12-27-86 - 03-21-87
	25 games	12-21-82 - 03-25-83

### BIG 12 WIN STREAK (Reg. Season)

1.	14 games	12-29-16 - 02-11-17
2.	12 games	01-29-03 - 01-10-04
3.	9 games	01-17-04 - 02-14-04
4.	8 games	02-09-22 - 03-05-22
	8 games	02-19-02 - 01-22-03
	8 games	01-27-24 - 02-24-24
7.	7 games	02-09-05 - 03-02-05
	7 games	1-22-22 - 2-11-22
9.	6 games	01-27-18 - 02-17-18
	6 games	01-20-16 - 02-10-16
	6 games	01-31-10 - 02-17-10
12.	5 games	01-15-20 - 01-28-20
	5 games	12-30-15 - 01-13-16
	5 games	01-22-11 - 02-09-11
	5 games	02-01-09 - 02-15-09
	5 games	01-02-02 - 01-16-02
	5 games	02-06-99 - 02-24-99
	5 games	01-15-97 - 01-29-97

### SEASON-OPENING WIN STREAK

1.	34 games [34-0]	1985-86
2.	30 games [33-4]	1979-80
3.	16 games [31-5]	2015-16
4.	13 games [24-11]	2014-15

### MOST SEC WINS

1.	<b>15 [15-1]</b>	<b>2024-25</b>
----	------------------	----------------

## 2025-26 TEXAS WOMEN'S BASKETBALL RECORD BOOK | INDIVIDUAL SINGLE-SEASON RECORDS

### SCORING (SEASON)

#### POINTS

1.	843	Clarissa Davis [32 games]	1988-89
2.	753	Annette Smith [39 games]	1981-82
3.	736	Annette Smith [33 games]	1982-83
4.	729	Linda Waggoner [38 games]	1977-78
5.	723	Annette Smith [29 games]	1983-84
6.	722	Edwina Brown [34 games]	1999-00
	722	Cathy Burns [46 games]	1976-77
8.	703	Jackie Swaim [40 games]	1978-79
9.	650	Fran Harris [35 games]	1983-84
10.	629	Danielle Viglione [30 games]	1993-94

#### SCORING AVERAGE (minimum 15)

1.	26.3	Clarissa Davis [32 games]	1988-89
2.	24.9	Annette Smith [29 games]	1983-84
3.	22.3	Annette Smith [33 games]	1982-83
4.	21.2	Edwina Brown [34 games]	1999-00
5.	21.0	Danielle Viglione [30 games]	1993-94
6.	19.5	Cinietra Henderson [31 games]	1991-92
7.	19.3	Annette Smith [39 games]	1981-82
8.	19.2	Linda Waggoner [38 games]	1977-78
9.	19.0	Charli Collier [31 games]	2020-21
10.	18.6	Clarissa Davis [26 games]	1986-87
	18.6	Fran Harris [35 games]	1983-84

### FIELD GOALS (SEASON)

#### FIELD GOALS MADE

1.	361	Cathy Burns [46 games]	1976-77
2.	330	Linda Waggoner [38 games]	1977-78
3.	324	Clarissa Davis [32 games]	1988-89
4.	316	Annette Smith [39 games]	1981-82
5.	308	Annette Smith [33 games]	1982-83
6.	298	Annette Smith [29 games]	1983-84
7.	291	Linda Waggoner [45 games]	1976-77
8.	284	Jackie Swaim [40 games]	1978-79
9.	282	Fran Harris [35 games]	1983-84
10.	274	Edwina Brown [34 games]	1999-00

#### FIELD GOALS ATTEMPTED

1.	736	Kim Basinger [46 games]	1976-77
2.	717	Cathy Burns [46 games]	1976-77
3.	684	Linda Waggoner [38 games]	1977-78
4.	604	Linda Waggoner [45 games]	1976-77
5.	589	Edwina Brown [34 games]	1999-00
6.	585	Clarissa Davis [32 games]	1988-89
7.	562	Annette Smith [39 games]	1981-82
8.	561	Annette Smith [33 games]	1982-83
9.	550	Danielle Viglione [30 games]	1993-94
10.	549	Fran Harris [35 games]	1983-84

#### FIELD GOAL PERCENTAGE (minimum 50 made)

1.	.649	Cinietra Henderson [211-325]	1992-93
2.	.641	Clarissa Davis [93-145]	1987-88
3.	.625	Gay Hemphill [75-120]	1985-86
4.	.617	Gay Hemphill [195-316]	1984-85
5.	.617	Annisia Hastings [66-107]	2004-05
6.	.613	Ellen Bayer [98-160]	1989-90
7.	.612	Beverly Williams [172-281]	1985-86
8.	.611	Beverly Williams [185-303]	1986-87
9.	.600	Ellen Bayer [75-125]	1988-89
	<b>.600</b>	<b>Taylor Jones [153-255]</b>	<b>2023-24</b>

### 3-POINT FIELD GOALS (SEASON)

#### 3-POINT FIELD GOALS MADE

1.	115	Danielle Viglione [30 games]	1993-94
2.	77	Aaliyah Matharu [36 games]	2021-22
		Brooke McCarty [34 games]	2016-17
4.	73	Kathleen Nash [33 games]	2010-11
5.	70	Jamie Carey [31 games]	2004-05
6.	69	Alisha Sare [34 games]	1999-00
	69	Danielle Viglione [30 games]	1996-97
8.	68	Chassidy Fussell [32 games]	2011-12
	68	Kathleen Nash [33 games]	2009-10
10.	67	Brooke McCarty [36 games]	2015-16
	67	Danielle Viglione [30 games]	1995-96

#### 3-POINT FIELD GOALS ATTEMPTED

1.	308	Danielle Viglione [30 games]	1993-94
2.	200	Alisha Sare [34 games]	1999-00
3.	189	Kathleen Nash [33 games]	2010-11
4.	188	Danielle Viglione [30 games]	1996-97
5.	183	Aliyah Matharu [36 games]	2021-22
6.	182	Kim Lummus [28 games]	1998-99
7.	180	Chassidy Fussell [32 games]	2011-12
	180	Kim Lummus [27 games]	1997-98
9.	179	Brooke McCarty [34 games]	2016-17
	179	Danielle Viglione [30 games]	1995-96

#### 3-POINT FG PERCENTAGE (minimum 20 made)

1.	.472	Kathleen Nash [68-144]	2009-10
2.	.465	Nekia Jones [20-43]	2013-14
3.	.440	Vicki Hall [33-75]	1989-90
4.	.439	Johnna Pointer [29-66]	1988-89
5.	.432	Yvonne Anderson [38-88]	2010-11
6.	.431	Heather Schreiber [47-109]	2002-03
	.431	Krystle Henderson [28-65]	2013-14
8.	.430	Brooke McCarty [77-179]	2016-17
9.	.429	Jamie Carey [70-163]	2004-05
	.429	Kala Bowers [24-56]	2001-02

### FREE THROWS (SEASON)

#### FREE THROWS MADE

1.	188	Clarissa Davis [32 games]	1988-89
2.	172	Edwina Brown [34 games]	1999-00
3.	153	Charlie Collier [31 games]	2020-21
4.	143	Tiffany Jackson [32 games]	2006-07
5.	137	Cinietra Henderson [31 games]	1991-92
6.	135	Jackie Swaim [40 games]	1978-79
7.	134	Madison Booker [38 games]	2023-24
8.	127	Annette Smith [29 games]	1983-84
9.	126	Andrea Lloyd [35 games]	1983-84
10.	121	Annette Smith [39 games]	1981-82

#### FREE THROWS ATTEMPTED

1.	262	Clarissa Davis [32 games]	1988-89
2.	225	Edwina Brown [34 games]	1999-00
3.	209	Tiffany Jackson [32 games]	2006-07
4.	207	Annette Smith [39 games]	1981-82
5.	200	Cinietra Henderson [31 games]	1991-92
6.	197	Cathy Burns [46 games]	1976-77
7.	194	Annette Smith [33 games]	1982-83
8.	193	Jackie Swaim [40 games]	1978-79
9.	191	Charli Collier [31 games]	2020-21
10.	186	Annette Smith [29 games]	1983-84

### FREE THROW PCT (minimum 20 made)

1.	.938	Kim Lummus [45-48]	1998-99
2.	.917	Erika Arriaran [22-24]	2009-10
3.	.905	Chassidy Fussell [86-95]	2011-12
4.	.894	Kathleen Nash [84-94]	2010-11
5.	.892	Danielle Viglione [74-83]	1995-96
6.	.889	Brooke McCarty [56-63]	2017-18
	.889	Erika Arriaran [24-27]	2006-07
8.	.881	Danielle Viglione [37-42]	1994-95
9.	.876	Madison Booker [134-153]	2023-24
10.	.875	Heather Schreiber [56-64]	2004-05

### REBOUNDING (SEASON)

#### REBOUNDS

1.	697	Retha Swindell [45 games]	1976-77
2.	466	Retha Swindell [39 games]	1977-78
3.	445	Kim Basinger [46 games]	1976-77
4.	369	Annette Smith [39 games]	1981-82
5.	350	Charli Collier [31 games]	2020-21
6.	347	Jackie Swaim [36 games]	1980-81
7.	346	Andrea Lloyd [35 games]	1983-84
8.	333	Retha Swindell [40 games]	1978-79
9.	327	Cinietra Henderson [31 games]	1991-92
10.	322	Imani McGee-Stafford [36 games]	2015-16

#### REBOUNDING AVERAGE (minimum 15 games)

1.	15.5	Retha Swindell [45 games]	1976-77
2.	11.9	Retha Swindell [39 games]	1977-78
3.	11.3	Charli Collier [31 games]	2020-21
4.	10.5	Charli Collier [30 games]	2019-20
	10.5	Cinietra Henderson [31 games]	1991-92
6.	10.4	Nneka Enemkpalii [17 games]	2014-15
7.	9.9	Andrea Lloyd [35 games]	1983-84
	9.9	Clarissa Davis [32 games]	1988-89
9.	9.8	Stacy Stephens [31 games]	2001-02
10.	9.7	Retha Swindell [27 games]	1975-76
	9.7	Kim Basinger [46 games]	1976-77

### DEFENSIVE REBOUNDS

1.	216	Imani McGee-Stafford [106o-216d]	2015-16
	216	Tiffany Jackson [73o-216d]	2006-07
3.	213	Charli Collier [137o-213d]	2020-21
3.	212	Charli Collier [102o-212d]	2019-20
4.	207	Vicki Hall [58o-207d]	1990-91
5.	199	Andrea Lloyd [97o-199d]	1986-87
6.	192	Tiffany Jackson [79o-192d]	2004-05
7.	190	Stacy Stephens [101o-190d]	2003-04
8.	188	Stacy Stephens [115o-188d]	2001-02
9.	186	Heather Schreiber [100o-186d]	2002-03
	<b>186</b>	<b>Madison Booker [66o-186d]</b>	<b>2024-25</b>
10.	185	Joyner Holmes [75o-185d]	2019-20
	185	Clarissa Davis [131o-185d]	1988-89

## 2025-26 TEXAS WOMEN'S BASKETBALL RECORD BOOK | INDIVIDUAL SINGLE-SEASON RECORDS

### DEFENSIVE REBOUND AVERAGE (minimum 15 games)

1.	7.0	Charli Collier [30 games]	2019-20
2.	6.9	Charli Collier [31 games]	2020-21
2.	6.9	Vicki Hall [30 games]	1990-91
3.	6.8	Tiffany Jackson [32 games]	2006-07
4.	6.2	Joyner Holmes [30 games]	2019-20
6.2		Tiffany Jackson [31 games]	2004-05
6.	6.1	Stacy Stephens [31 games]	2001-02
7.	6.0	Imani McGee-Stafford [36 games]	2015-16
6.0		Imani McGee-Stafford [30 games]	2012-13
6.0		Andrea Lloyd [33 games]	1986-87
10.	5.9	Nneka Enemkpali [17 games]	2014-15
5.9		Amie Smith [31 games]	1993-94

### OFFENSIVE REBOUNDS

1.	137	Charli Collier [137o-213d]	2020-21
2.	134	Stacy Stephens [134o-184d]	2002-03
3.	132	Stacy Stephens [132o-179d]	2000-01
4.	131	Clarissa Davis [131o-185d]	1988-89
5.	124	Edwina Brown [124o-160d]	1999-00
6.	119	Nneka Enemkpali [119o-172d]	2013-14
7.	115	Stacy Stephens [115o-188d]	2001-02
<b>8.</b>	<b>114</b>	<b>Kyla Oldacre [114o-116d]</b>	<b>2024-25</b>
9.	112	Amie Smith [112o-183d]	1993-94
<b>10.</b>	<b>111</b>	<b>Taylor Jones [111o-152d]</b>	<b>2024-25</b>

### OFFENSIVE REBOUND AVERAGE (minimum 15 games)

1.	4.4	Charli Collier [31 games]	2020-21
4.4		Nneka Enemkpali [17 games]	2014-15
3.	4.1	Clarissa Davis [32 games]	1988-89
4.	4.0	Stacy Stephens [33 games]	2000-01
5.	3.8	Nneka Enemkpali [29 games]	2012-13
3.8		Stacy Stephens [35 games]	2002-03
7.	3.7	Stacy Stephens [31 games]	2001-02
3.7		Clarissa Davis [26 games]	1986-87
9.	3.6	Edwina Brown [34 games]	1999-00
3.6		Edwina Brown [28 games]	1998-99
3.6		Amie Smith [31 games]	1993-94

### ASSISTS (SEASON)

#### ASSISTS

1.	268	Terri Mackey	1981-82
2.	255	Kamie Ethridge	1983-84
<b>3.</b>	<b>230</b>	<b>Rori Harmon</b>	<b>2024-25</b>
4.	228	Rori Harmon	2022-23
5.	226	Kamie Ethridge	1984-85
6.	220	Amy Claborn	1988-89
7.	203	Edwina Brown	1999-00
8.	200	Kamie Ethridge	1985-86
9.	185	Madison Booker	2023-24
10.	180	Rori Harmon	2021-22

### ASSISTS AVERAGE (minimum 15 games)

1.	7.4	Rori Harmon [31 games]	2022-23
1.	7.3	Kamie Ethridge [31 games]	1984-85
7.3		Kamie Ethridge [35 games]	1983-84
3.	7.1	Amy Claborn [31 games]	1988-89
4.	6.9	Terri Mackey [39 games]	1981-82
5.	6.1	Kamie Ethridge [33 games]	1985-86
6.	6.0	Edwina Brown [34 games]	1999-00
6.0		Nekeshia Henderson [21 games]	1993-94
8.	5.9	Rori Harmon [39 games]	2024-25
9.	5.7	Edwina Brown [28 games]	1998-99
10.	5.5	Yvonne Anderson [31 games]	2011-12

### BLOCKED SHOTS (SEASON)

#### BLOCKED SHOTS

1.	117	Ashley Gayle	2010-11
2.	104	Imani McGee-Stafford	2015-16
3.	103	Ashley Gayle	2009-10
4.	97	Ellen Bayer	1988-89
5.	94	Ashley Lindsey	2007-08
6.	92	Ashley Gayle	2011-12
7.	85	Ellen Bayer	1989-90
8.	79	Kelsey Lang	2016-17
9.	76	Angela Jackson	1996-97
10.	75	Imani McGee-Stafford	2012-13

### BLOCKED SHOTS AVERAGE (minimum 15 games)

1.	3.5	Ashley Gayle [33 games]	2010-11
2.	3.1	Ashley Gayle [33 games]	2009-10
3.1		Ellen Bayer [31 games]	1988-89
4.	2.9	Imani McGee-Stafford [36 games]	2015-16
2.9		Ashley Gayle [32 games]	2011-12
6.	2.7	Ashley Lindsey [35 games]	2007-08
2.7		Ellen Bayer [32 games]	1989-90
8.	2.5	Imani McGee-Stafford [30 games]	2012-13
2.5		Angela Jackson [30 games]	1996-97
10.	2.3	Kelsey Lang [34 games]	2016-17
2.3		Taylor Jones [27 games]	2022-23

### STEALS (SEASON)

#### STEALS

1.	179	Hattie Browning	1979-80
2.	136	Linda Waggoner	1979-80
3.	131	Esoleta Whaley	1981-82
4.	123	Terri Mackey	1981-82
5.	122	Linda Waggoner	1978-79
6.	112	Hattie Browning	1978-79
7.	105	Andrea Lloyd	1986-87
105		Kamie Ethridge	1983-84
9.	103	Tiffany Jackson	2004-05
103		Esoleta Whaley	1982-83

### STEALS AVERAGE (minimum 15 games)

1.	4.8	Hattie Browning [37 games]	1979-80
2.	3.7	Linda Waggoner [37 games]	1979-80
3.	3.4	Esoleta Whaley [39 games]	1981-82
4.	3.3	Tiffany Jackson [31 games]	2004-05
3.3		Esoleta Whaley [31 games]	1982-83
6.	3.2	Andrea Lloyd [33 games]	1986-87
3.2		Terri Mackey [39 games]	1981-82
8.	3.0	Kamie Ethridge [35 games]	1983-84
3.0		Annette Smith [29 games]	1983-84
3.0		Linda Waggoner [41 games]	1978-79

### PARTICIPATION (SEASON)

#### GAMES PLAYED

1.	46	Cathy Burns	1976-77
46		Kim Basinger	1976-77
3.	45	Retha Swindell	1976-77
45		Linda Waggoner	1976-77
5.	41	Ewella Munn	1978-79
41		Linda Waggoner	1978-79
7.	40	Hattie Browning	1978-79
40		Retha Swindell	1978-79
40		Jackie Swaim	1978-79

10.	39	Terri Mackey	1981-82
39		Annette Smith	1981-82
39		Esoleta Whaley	1981-82
39		Kim Basinger	1977-78
39		Retha Swindell	1977-78
<b>39</b>	<b>Rori Harmon</b>	<b>2024-25</b>	
<b>39</b>	<b>Shay Holle</b>	<b>2024-25</b>	
<b>39</b>	<b>Kyla Oldacre</b>	<b>2024-25</b>	
<b>39</b>	<b>Jordan Lee</b>	<b>2024-25</b>	
<b>39</b>	<b>Bryanna Preston</b>	<b>2024-25</b>	

### GAMES STARTED

1.	44	Linda Waggoner	1976-77
2.	40	Jackie Swaim	1978-79
40		Retha Swindell	1978-79
4.	39	Terri Mackey	1981-82
39		Annette Smith	1981-82
39		Esoleta Whaley	1981-82
39		Linda Waggoner	1978-79
39		Retha Swindell	1977-78
<b>39</b>	<b>Rori Harmon</b>	<b>2024-25</b>	
<b>39</b>	<b>Shay Holle</b>	<b>2024-25</b>	
9.	38	Joy Williams	1981-82
38		Shaylee Gonzales	2023-24
<b>38</b>	<b>Madison Booker</b>	<b>2024-25</b>	

### MINUTES

1.	1242	Shay Holle	2023-24
2.	1241	Joanne Allen-Taylor	2021-22
3.	1221	Edwina Brown	1999-00
<b>4.</b>	<b>1189</b>	<b>Madison Booker</b>	<b>2024-25</b>
<b>5.</b>	<b>1166</b>	<b>Rori Harmon</b>	<b>2024-25</b>
6.	1162	Jamie Carey	2003-04
7.	1149	Brooke McCarty	2016-17
8.	1144	Kamie Ethridge	1983-84
9.	1141	Andrea Lloyd	1983-84
10.	1122	Tiffany Jackson	2006-07

### MINUTES AVERAGE

1.	36.0	Rori Harmon [31 games]	2022-23
2.	35.9	Edwina Brown [34 games]	1999-00
3.	35.4	Joanne Allen-Taylor [31 games]	2020-21
4.	35.1	Tiffany Jackson [32 games]	2006-07
5.	34.5	Joanne Allen-Taylor [36 games]	2021-22
6.	34.1	Kim Lummus [27 games]	1997-98
7.	33.8	Brooke McCarty [34 games]	2016-17
33.8		Chassidy Fussell [26 games]	2012-13
33.8		Chassidy Fussell [32 games]	2011-12
10.	33.7	Kathleen Nash [33 games]	2010-11
33.7		Jamie Carey [31 games]	2004-05

### MISCELLANEOUS

<b>40-pt games:</b>	2;	Danielle Viglione	1993-94
<b>30-pt games:</b>	13;	Clarissa Davis	1988-89
<b>20-pt games:</b>	25;	Clarissa Davis	1988-89
<b>DF* games:</b>	40;	Cathy Burns	1976-77
<b>DF* scoring string:</b>	33;	Annette Smith	1982-83
<b>DF* rebounds:</b>	22;	Retha Swindell	1975-79
<b>DF* reb. string:</b>	10;	Nneka Enemkpali	2014-15

\*DF = Double Figure

## 2025-26 TEXAS WOMEN'S BASKETBALL RECORD BOOK | TEAM SINGLE-GAME RECORDS

### MOST TURNOVERS

1.	161	Terri Mackey	1981-82
2.	158	Edwina Brown	1999-00
3.	150	Andrea Lloyd	1983-84
4.	135	Annette Smith	1981-82
5.	128	Kenya Larkin	2001-02
6.	125	Terri Mackey	1980-81

### SCORING [GAME]

#### MOST POINTS

1.	135	Centenary	12-16-00
2.	131	New Orleans	11-09-21
3.	124	UTEP	11-17-78
4.	120	UTSA	11-17-17
5.	119	<b>Southeast Mo. St.</b>	<b>11-10-24</b>
6.	115	TCU	02-10-96
7.	114	Arkansas-Pine Bluff	01-02-10
	114	Minnesota	12-14-78
8.	113	Rice	02-15-84
	113	TCU	02-01-84
9.	112	Texas-Pan American	12-08-10
	112	Northwestern State	11-16-10
	112	Miami	02-17-86
	112	Oral Roberts	11-29-23

#### FEWEST POINTS

1.	31	Abilene Christian	03-05-76
2.	34	vs. South Carolina	03-30-21
3.	35	at Baylor	02-25-19
	35	at Baylor	02-14-21
5.	37	Queens	01-05-77
6.	38	at Kansas	01-23-13
	38	Texas State	02-27-76

#### LARGEST MARGIN OF VICTORY

1.	+98 [135-37]	Centenary	12-16-00
2.	+95 [131-36]	New Orleans	11-09-21
3.	+76 [124-48]	UTEP	11-17-78
4.	+72 [110-38]	Southwest Texas	11-27-79
	+72 [119-47]	Southeast Mo. St.	11-10-24
5.	+69 [112-49]	Miami	02-17-86
6.	+66 [100-34]	McNeese State	11-15-17
	+66 [107-41]	TCU	02-05-83
	+66 [90-24]	Our Lady of the Lake	03-13-75
9.	+65 [90-25]	Texas-Pan American	12-17-03
	+65 [90-25]	McNeese State	11-26-02
	+65 [109-44]	TCU	02-08-95

#### LARGEST MARGIN OF DEFEAT

1.	-54 [62-116]	Baylor	01-21-75
2.	-53 [42-95]	Mississippi College	02-14-75
3.	-51 [54-105]	UConn	03-28-15
4.	-44 [40-84]	Texas Tech	01-28-95
	-44 [48-102]	Montclair State	01-10-78
6.	-43 [49-92]	Baylor	12-04-75
7.	-41 [61-102]	Tennessee	12-01-05
8.	-40 [47-87]	Iowa State	02-20-01
9.	-38 [38-76]	at Kansas	01-23-13
10.	-37 [61-98]	Old Dominion	01-05-95

### FIELD GOALS [GAME]

#### FIELD GOALS MADE

1.	52	Rice	02-15-84
2.	51	Centenary	12-16-00

51	TCU	02-08-95	
4.	50	BYU	01-24-86
	50	UT-Arlington	11-14-23
6.	49	SMU	02-28-89
	49	Baylor	02-23-79
	49	UTEP	11-17-78
9.	48	Southeast Mo. St.	11-10-24
10.	47	New Orleans	11-09-21
11.	46	UTSA	11-17-17

#### FIELD GOALS ATTEMPTED

1.	102	LSU	03-08-80
2.	99	UT Arlington	01-25-79
3.	96	Texas State	12-05-77
4.	90	UT-Arlington	11-14-23
5.	89	at Baylor	02-12-11
6.	87	UTSA	11-17-17
7.	83	UTSA	11-28-18
	83	Stetson	11-12-17
8.	82	La Salle	12-17-24
	82	Southeast Mo. St.	11-10-24
9.	81	at Texas Tech	01-16-10
10.	80	Kansas State	01-22-06

#### FIELD GOAL PERCENTAGE [minimum 20 made]

1.	.779 [46-59]	Miami	02-17-86
2.	.750 [42-56]	Missouri	03-14-86
3.	.732 [52-71]	Rice	02-15-84
4.	.709 [39-55]	Baylor	02-02-88
5.	.702 [40-57]	Central Florida	12-13-97
6.	.692 [36-52]	Houston	01-02-86
7.	.646 [31-48]	Kansas	02-20-13
8.	.635 [33-52]	at Kansas	02-09-19
	.635 [40-63]	Furman	11-23-08
10.	.625 [35-56]	UCF	02-24-24

#### FEWEST FIELD GOALS MADE

1.	13	at Baylor	02-25-19
	13	at Oklahoma State	01-07-12
3.	14	vs. South Carolina	03-30-21
	14	vs. Texas Tech	01-28-95
	14	vs. Southwest Texas	02-27-76
6.	15	at Baylor	02-14-21
	15	at Kansas	01-23-13
	15	vs. UCLA	12-08-12
	15	vs. Colorado	02-14-04
	15	vs. Baylor	01-27-01
	15	vs. Abilene Christian	03-05-76

#### FEWEST FIELD GOALS ATTEMPTED

1.	36	vs. Texas A&M	02-24-08
2.	38	vs. San Jacinto JC	01-15-76
3.	39	vs. Prairie View A&M	02-14-76
4.	42	vs. Kansas State	02-17-10
5.	43	vs. Oklahoma	03-08-15

#### LOWEST FIELD GOAL PERCENTAGE

1.	.203 [13-64]	at Baylor	02-25-19
2.	.222 [14-63]	vs. Texas Tech	01-28-95
3.	.227 [15-66]	vs. Abilene Christian	03-05-76
4.	.230 [14-61]	vs. South Carolina	03-30-21
5.	.232 [13-56]	at Oklahoma State	01-07-12
6.	.238 [15-63]	vs. UCLA	12-08-12
7.	.246 [16-65]	vs. Baylor	01-31-20

.246 [15-61]	vs. Baylor	01-27-01	
9.	.250 [18-72]	vs. Oklahoma	03-07-07
	.250 [17-68]	vs. Virginia	11-20-00

### 3-POINT FIELD GOALS [GAME]

#### 3-POINT FIELD GOALS MADE

1.	14	Houston	01-29-94
2.	13	vs. New Orleans	11-09-21
	13	vs. Iowa State	03-12-21
	13	at Oklahoma State	02-05-09
4.	12	Idaho	12-9-20
	12	Northwestern State	12-29-18
	12	Oral Roberts	12-01-09
7.	11	at Kansas State	01-19-20
	11	UTRGV	11-20-19
	11	Iowa State	01-06-16
	11	Sam Houston State	01-02-11
	11	Texas Tech	02-07-10
	11	Oklahoma State	01-20-10
	11	Northwestern State	11-16-10
	11	vs Central Michigan	12-28-09
	11	Marquette	01-05-94
	11	UTRGV	12-20-23

#### 3-POINT FIELD GOALS ATTEMPTED

1.	37	Idaho	12-09-20
2.	34	vs. Iowa State	03-12-21
3.	32	Tennessee	12-12-10
4.	31	Iowa State	02-12-20
	31	Houston	01-29-94
6.	30	at Oklahoma State	03-05-11
7.	29	TCU	01-03-20
	29	Vanderbilt	11-26-93
9.	28	UTRGV	11-20-19
	28	at Iowa State	02-21-11
	28	Oral Roberts	12-01-09
	28	vs Cincinnati	12-28-10

#### 3-POINT FG PERCENTAGE [minimum 10 made]

1.	.688 [11-16]	UTRGV	12-20-23
2.	.632 [12-19]	Northwestern State	12-29-18
3.	.625 [10-16]	Iowa State	03-12-22
4.	.588 [10-17]	at Kansas	01-28-14
5.	.579 [11-19]	Sam Houston State	01-02-11
6.	.571 [8-14]	at West Virginia	01-06-19
7.	.565 [13-23]	at Oklahoma State	02-05-09
8.	.556 [10-18]	Northwestern State	12-20-13
	.556 [10-18]	at Kansas State	02-09-11
10.	.550 [11-20]	Oklahoma State	01-20-10

#### LOWEST 3-POINT FG PCT. [minimum 6 attempted]

1.	.000 [0-7]	at North Texas	11-12-18
	.000 [0-10]	at West Virginia	01-14-17
	.000 [0-10]	vs. Sam Houston State	12-27-15
	.000 [0-8]	vs. Texas Tech	02-06-02
	.000 [0-7]	vs. Texas A&M	02-18-98
	.000 [0-14]	vs. Florida	11-25-97
	.000 [0-8]	vs. Boston College	11-23-97
	.000 [0-8]	vs. Texas Tech	01-28-95
	.000 [0-8]	vs. Baylor	01-16-93
	.000 [0-7]	vs. Western Kentucky	01-11-90
	.000 [0-7]	at DePaul	11-17-24

## 2025-26 TEXAS WOMEN'S BASKETBALL RECORD BOOK | TEAM SINGLE-GAME RECORDS

### FREE THROWS [GAME]

#### FREE THROWS MADE

1.	36	Southern U.	12-11-24
2.	34	Rice	02-02-94
3.	32	North Carolina State	01-23-00
	32	North Texas	11-19-97
	32	Florida	11-26-96
	32	Ohio State	12-30-90
	32	Houston	01-18-77
8.	31	Boston University	11-21-10
9.	30	North Texas	11-29-20
10.	30	Texas A&M	01-09-10
	30	Arizona State	12-18-08

#### FREE THROWS ATTEMPTED

1.	47	Rutgers	11-24-98
	47	Ohio State	12-30-90
3.	46	Texas State	12-20-00
4.	45	Boston University	11-21-10
	45	Houston	01-18-77
	45	Southern U.	12-11-24
7.	44	Florida	11-26-96
8.	43	New Orleans	11-09-21
	43	Texas A&M	01-09-10
	43	Northwestern State	11-16-10
	43	Centenary	12-16-00
	43	Colorado	12-28-89

#### FREE THROW PERCENTAGE (minimum 10 made)

1.	1.000	[18-18] vs Penn	03-23-14
	1.000	[10-10] Texas Tech	02-15-12
	1.000	[13-13] at San Diego	12-30-07
	1.000	[21-21] vs. LSU	02-16-25
5.	.957	[22-23] vs UTEP	12-28-08
6.	.947	[18-19] Missouri	01-26-08
	.947	[18-19] Colorado	12-09-90
8.	.944	[17-18] Arkansas	02-07-89
9.	.941	[16-17] Texas Tech	03-15-03
10.	.938	[15-16] Texas Tech	03-02-03
	.938	[15-16] Tennessee	12-30-99
	.938	[15-16] Ohio State	01-05-79

#### FEWEST FREE THROWS MADE

1.	0	vs. Marquette	03-19-11
	0	vs. Arizona State	12-21-99
	0	vs. Southwest Texas	12-05-77
4.	1	at Oklahoma State	02-11-15
	1	at Baylor	02-21-12
	1	vs. Kentucky	11-24-07
	1	vs. Iowa State	01-05-99
	1	vs. Queens	01-05-77
	1	vs. Abilene Christian	03-05-76
10.	2	vs. 5 teams [most recent] at Iowa State	01-10-15

#### FEWEST FREE THROWS ATTEMPTED

1.	0	vs. Marquette	03-19-11
2.	2	at Oklahoma State	02-11-15
	2	at Baylor	02-21-12
	2	vs. Oklahoma	01-25-06
	2	vs. Arizona State	12-21-99
	2	vs. Abilene Christian	03-05-76

7.	3	vs. Duquesne	11-08-18
8.	4	at Iowa State	01-10-15
	4	vs. Baylor	12-27-03
	4	vs. Duke	03-23-02
	4	vs. Queens	01-05-77
	4	vs. Trinity	12-06-76

#### LOWEST FREE THROW PERCENTAGE

1.	.000	[0-0] vs. Marquette	03-19-11
	.000	[0-2] vs. Arizona State	12-21-99
	.000	[0-6] vs. Southwest Texas	02-24-77
4.	.200	[1-5] vs. Iowa State	01-05-99
5.	.273	[3-11] vs. Colorado	01-07-82
	.273	[3-11] vs. North Texas	12-02-78
	.273	[3-11] vs. LSU	03-09-77

### REBOUNDING [GAME]

#### MOST REBOUNDS

1.	72	Texas Lutheran	02-24-77
2.	71	Texas Southern	12-13-80
3.	68	Rice	02-09-90
4.	63	West Virginia	12-31-17
	63	Texas State	11-27-79
6.	62	Hofstra	11-10-12
	62	Sam Houston State	11-21-05
8.	61	at North Texas	11-12-18
	61	Kansas	01-04-17
10.	60	UTSA	11-14-19
	60	Grambling State	12-20-11

#### FEWEST REBOUNDS

1.	20	vs. San Jacinto JC	01-15-76
2.	21	vs. St. Joseph's [Pa.]	03-17-00
3.	24	vs. three teams [most recent] Georgia	11-26-94
6.	25	vs. Rutgers	12-30-05
	25	vs. Tennessee	12-01-05
	25	vs. Oral Roberts	03-19-05
	25	vs. Baylor	03-11-04
	25	vs. Long Beach St.	12-03-81
	25	vs. Stephen F. Austin	02-23-80

### ASSISTS [GAME]

#### MOST ASSISTS

1.	33	Centenary	12-16-00
	33	TCU	02-08-95
3.	32	New Mexico State	12-28-91
4.	31	Texas A&M	01-25-84
5.	30	New Orleans	11-09-21
	30	Oral Roberts	12-18-92
	30	Texas Tech	03-08-86
	30	Texas Tech	01-03-85
	30	Delta State	02-12-82
	30	UT-Arlington	11-14-23
11.	28	St. Mary's	11-16-08

#### FEWEST ASSISTS

1.	2	vs. Texas Tech	01-15-82
	2	vs. Stephen F. Austin	02-24-79
3.	3	vs. 10 teams [most recent] Stanford	11-14-21

### STEALS [GAME]

#### MOST STEALS

1.	33	Texas State	12-05-78
2.	32	Temple Junior College	11-10-80
3.	30	TCU	02-05-83
4.	29	Texas State	11-27-79
5.	25	Sam Houston State	12-28-04
6.	21	at Kansas State	01-19-20
	21	McNeese State	11-15-18
	21	Arkansas-Pine Bluff	12-14-11
	21	UTRGV	12-29-24
10.	20	Boston University	11-21-10
	20	Southern	11-30-06
	20	Iowa State	01-11-05
	20	Sam Houston State	11-21-05
	20	Houston Christian	12-21-21

#### FEWEST STEALS

1.	1	vs. Arizona State	03-19-18
	1	vs. Baylor	02-08-15
	1	at Texas Tech	02-17-13
	1	vs. Oklahoma	01-16-11
	1	vs. TAMU-CC	12-21-06
	1	vs. Western Kentucky	01-11-90
	1	vs. North Carolina	01-11-81
	1	vs. N.C. State	01-10-81

### BLOCKS [GAME]

#### MOST BLOCKED SHOTS

1.	16	Texas Tech	01-02-90
2.	14	vs Cincinnati	12-28-10
	14	McNeese State	12-01-04
4.	13	Kansas	02-11-17
	13	Central Connecticut	11-24-12
	13	Jackson State	11-20-12
	13	Texas Southern	12-20-09
	13	Oral Roberts	12-01-09
	13	Ohio State	12-14-89
10.	12	Alcorn State	11-20-11
	12	Northwestern State	11-16-10
	12	Furman	11-23-08
	12	Iowa State	3-12-23
	12	East Carolina	3-18-23

### TURNOVERS [GAME]

#### MOST TURNOVERS

1.	37	vs. Sacramento State	11-27-94
2.	35	vs. Ohio State	12-30-90
3.	34	vs. Trinity	01-30-76
4.	33	vs. Duke	12-10-06
	33	vs. Texas State	11-27-79

#### FEWEST TURNOVERS

1.	4	vs. Nebraska	02-22-03
2.	5	vs. LSU	04-01-03
3.	6	vs. Iowa State	03-12-21
	6	vs. Idaho	12-09-20
	6	at Iowa State	01-06-20
	6	vs. Kansas State	03-08-13
	6	vs. Stanford	11-20-81
	6	vs. Stephen F. Austin	02-24-79

**FOULS [GAME]**

**MOST FOULS [DQ]**

1.	36 [0] vs. McNeese State	03-06-80
2.	34 [2] vs. Texas Tech	1-05-22
3.	33 [1] vs. Louisiana-Monroe	12-11-12
	33 [3] vs. Baylor	01-27-01
5.	32 [3] vs. BYU	11-22-02
	32 [0] vs. UCLA	11-23-99
7.	32 [1] vs. Baylor	01-13-98
	32 [4] vs. N.C. State	01-10-81
	32 [3] vs. Indiana	12-03-82

**FEWEST FOULS**

1.	3 vs. Rice	01-16-76
2.	6 vs. Prairie View A&M	02-11-77
3.	7 vs. Nebraska	02-15-11
4.	8 vs. several teams [most recent] Missouri	03-03-10
	8 vs. William & Mary	03-22-25

## 2025-26 TEXAS WOMEN'S BASKETBALL RECORD BOOK | INDIVIDUAL SINGLE-GAME RECORDS

### SCORING (GAME)

#### MOST POINTS

1.	48	Danielle Viglione	Houston	01-29-94
2.	46	Annette Smith	at Rice	01-14-84
3.	45	Clarissa Davis	at Tennessee	12-09-87
4.	44	Charli Collier	North Texas	11-29-20
4.	40	Danielle Viglione	Marquette	01-05-94
	40	Jackie Swaim	at Louisiana-Monroe	12-03-80
6.	38	Clarissa Davis	at Arkansas	02-07-89
	38	Clarissa Davis	Tennessee	01-31-89
8.	37	Danielle Viglione	at Oklahoma	12-07-94
	37	Danielle Viglione	California	12-30-93
	37	Clarissa Davis	at Long Beach State	12-31-88
	37	Clarissa Davis	Rutgers	12-03-88
	37	Annette Smith	SMU	02-29-84

#### MOST POINTS IN A CONFERENCE GAME

1.	48	Danielle Viglione	Houston	01-29-94
----	----	-------------------	---------	----------

### FIELD GOALS (GAME)

#### FIELD GOALS MADE

1.	18	Annette Smith	Rice	01-14-84
2.	17	Clarissa Davis	Arkansas	02-07-89
	17	Annette Smith	Delta State	02-12-82
4.	16	Danielle Viglione	Houston	01-29-94
	16	Clarissa Davis	SMU	02-28-89
	16	Clarissa Davis	Tennessee	12-09-87
	16	Fran Harris	Rice	02-15-84
	16	Annette Smith	Wayland Baptist	01-20-83
	16	Linda Waggoner	Houston	02-01-78
	16	Linda Waggoner	Penn State	01-07-78

#### FIELD GOALS MADE IN A CONFERENCE GAME

1.	18	Annette Smith	Rice	01-14-84
----	----	---------------	------	----------

#### FIELD GOALS ATTEMPTED

1.	39	Danielle Viglione	Houston	01-29-94
2.	32	Cathy Burns	Wayland Baptist	03-04-77
3.	30	Clarissa Davis	Texas Tech	02-18-89
	30	Annette Smith	Wayland Baptist	01-20-83
	30	Linda Waggoner	Houston	02-01-78
6.	28	Linda Waggoner	Baylor	03-10-78
	28	Kim Basinger	Penn State	01-07-77
8.	26	Ashleigh Fontenette	at Missouri	01-08-11
9.	24	Chassidy Fussell	at Texas A&M	01-19-11
	24	Tiffany Jackson	vs Oregon State	12-28-06

#### FIELD GOALS ATTEMPTED IN A CONFERENCE GAME

1.	39	Danielle Viglione	Houston	01-29-94
----	----	-------------------	---------	----------

#### FIELD GOAL PERCENTAGE (minimum 8 made)

1.	1.000 [11-11]	Kelsey Lang	New Orleans	12-20-16
	1.000 [11-11]	Taylor Jones	Oral Roberts	11-29-23
	1.000 [9-9]	Angela Jackson	UCF	12-13-97
	1.000 [8-8]	Amy Claborn	SMU	01-13-90
	1.000 [8-8]	Cara Priddy	Arkansas	01-12-85
	1.000 [8-8]	Audrey Smith	Houston	03-08-84
	1.000 [8-8]	Taylor Jones	Southeast Mo. St.	11-10-24
7.	.941 [16-17]	Fran Harris	Rice	02-15-84
8.	.923 [12-13]	Imani McGee-Stafford	Northwestern State	11-18-15
9.	.900 [9-10]	Imani McGee-Stafford	CMU	12-30-12
	.900 [9-10]	Ashleigh Fontenette	Mississippi State	11-26-09

.900 [9-10]	Taylor Jones	Oklahoma State	1-28-23
-------------	--------------	----------------	---------

#### FIELD GOAL PERCENTAGE IN A CONFERENCE GAME (minimum 8 made)

1.	1.000 [8-8]	three players;		
2.	.941 [16-17]	Fran Harris	Rice	02-15-84

### 3-POINT FIELD GOALS (GAME)

#### 3-POINT FIELD GOALS MADE

1.	11	Danielle Viglione	Houston	01-29-94
2.	9	Danielle Viglione	Marquette	01-05-94
3.	8	Erika Arriaran	Oklahoma State	01-20-10
	8	Danielle Viglione	Arizona	12-21-93
5.	7	Kyndall Hunter	New Orleans	11-09-21
	7	Brooke McCarty	Baylor	02-19-18
	7	Erika Arriaran	Oral Roberts	12-01-09
	7	Danielle Viglione	Missouri State	03-16-96
	7	Danielle Viglione	Baylor	01-19-94
	7	Danielle Viglione	Oklahoma	12-07-94
10.	6	Kyra Lambert	Iowa State	03-12-21
	6	Danielle Viglione	Oklahoma State	03-16-94
	6	Danielle Viglione	North Texas	12-03-94
	6	Jamie Carey	Kansas State	02-16-05
	6	Jamie Carey	New Mexico	12-04-04
	6	Kim Lummus	Tennessee	11-28-98
	6	Kim Lummus	Tennessee	12-10-95
	6	Daria Mieloszynska	Iowa State	01-11-05
	6	NeKeshia Henderson	SMU	02-15-95
	6	Shaylee Gonzales	Jackson State	12-27-23
<b>6</b>	<b>Jordan Lee</b>	<b>James Madison</b>	<b>12-08-24</b>	

#### 3-POINT FIELD GOALS MADE IN A CONFERENCE GAME

1.	11	Danielle Viglione	Houston	01-29-94
----	----	-------------------	---------	----------

#### 3-POINT FIELD GOALS ATTEMPTED

1.	26	Danielle Viglione	Houston	01-29-94
2.	19	Danielle Viglione	Baylor	01-19-94
3.	18	Danielle Viglione	Marquette	01-05-94
4.	16	Danielle Viglione	Oklahoma	12-07-94
5.	15	Danielle Viglione	New Mexico State	01-02-94
6.	14	Kim Lummus	Nebraska	01-23-98
	14	Danielle Viglione	Oklahoma State	03-16-94
	14	Danielle Viglione	Texas Tech	01-22-94
9.	13	Asha Hill	Nebraska	01-08-00
	13	Danielle Viglione	Detroit Mercy	11-22-96
	13	Danielle Viglione	Tennessee	01-25-94
	13	Danielle Viglione	North Texas	12-03-94

#### 3-POINT FIELD GOALS ATTEMPTED IN A CONFERENCE GAME

1.	26	Danielle Viglione	Houston	01-29-94
----	----	-------------------	---------	----------

### FREE THROWS (GAME)

#### FREE THROWS MADE

1.	16	Edwina Brown	Texas Tech	02-23-00
	16	Fey Meeks	Houston	02-08-92
3.	15	NeKeshia Henderson	Baylor	02-18-95
4.	14	Charlie Collier	North Texas	11-29-20
	14	Tiffany Jackson	Nebraska	01-03-07
	14	Clarissa Davis	Old Dominion	02-21-89
7.	13	Imani McGee-Stafford	at TCU	02-02-13
	13	Chassidy Fussell	vs. St. John's	11-09-12
	13	Tiffany Jackson	at Texas Tech	02-01-06
	13	Cinietra Henderson	San Francisco	12-30-91
	13	Clarissa Davis	Long Beach State	12-31-88

## 2025-26 TEXAS WOMEN'S BASKETBALL RECORD BOOK | INDIVIDUAL SINGLE-GAME RECORDS

13	Clarissa Davis	Tennessee	12-09-87
13	Annette Smith	Stephen F. Austin	01-11-83

### FREE THROWS MADE IN A CONFERENCE GAME

1.	16	Edwina Brown	Texas Tech	02-23-00
	16	Fey Meeks	Houston	02-08-92

### FREE THROWS ATTEMPTED

1.	20	Angela Jackson	Texas A&M	02-07-98
2.	19	Edwina Brown	Texas Tech	02-23-00
	19	Fey Meeks	Houston	02-08-92
4.	18	NeKeshia Henderson	Baylor	02-18-95
5.	17	Tiffany Jackson	at Texas Tech	02-01-06
	17	Clarissa Davis	Texas A&M	03-09-89
	17	Annette Smith	Stephen F. Austin	01-11-83
8.	16	Cinietra Henderson	Ohio State	12-30-90
	16	Jackie Swaim	UL-Monroe	12-03-80
	16	Jackie Swaim	Oral Roberts	03-08-79

### FREE THROWS ATTEMPTED IN A CONFERENCE GAME

1.	19	Edwina Brown	Texas Tech	02-23-00
	19	Fey Meeks	Houston	02-08-92

### FREE THROW PERCENTAGE [minimum 10 made]

1.	1.000 [10-10]	Aaliyah Moore	vs Fairfield	03-18-22
	1.000 [10-10]	Charli Collier	at Kansas	02-09-19
	1.000 [11-11]	Destiny Littleton	Northwestern State	12-29-18
	1.000 [10-10]	Chassidy Fussell	Tennessee	12-16-12
	1.000 [12-12]	Kathleen Nash	Arizona State	12-18-08
	1.000 [10-10]	Kenya Larkin	Duke	03-23-02
	1.000 [12-12]	Vanessa Wallace	Oklahoma	02-08-97
	1.000 [10-10]	Fey Meeks	Penn State	12-01-92
	1.000 [12-12]	Andrea Lloyd	Texas A&M	01-25-84
	1.000 [10-10]	Annette Smith	Rice	01-14-84
	1.000 [10-10]	Annette Smith	Cheyney	12-09-83
	1.000 [10-10]	Kim Basinger	St. Joseph's	01-03-79
	1.000 [10-10]	Shaylee Gonzales	Texas Tech	02-08-23
	<b>1.000 [10-10]</b>	<b>Madison Booker</b>	<b>LSU</b>	<b>02-16-25</b>

### FREE THROW PERCENTAGE IN A CONFERENCE GAME

1.	1.000 [10-10]	Charli Collier	at Kansas	02-09-19
	1.000 [12-12]	Andrea Lloyd	Texas A&M	01-25-84
	1.000 [12-12]	Vanessa Wallace	Oklahoma State	02-08-97
	1.000 [10-10]	Shaylee Gonzales	Texas Tech	02-08-23
	<b>1.000 [10-10]</b>	<b>Madison Booker</b>	<b>LSU</b>	<b>02-16-25</b>

### REBOUNDS [GAME]

#### MOST REBOUNDS

1.	25	Retha Swindell	vs. Baylor	03-03-78
2.	24	Retha Swindell	vs. Kentucky	03-17-78
3.	22	Stacy Stephens	Baylor	02-25-04
	22	Retha Swindell	vs. Baylor	03-05-77
5.	21	Nneka Enemkpali	West Virginia	01-25-14
6.	20	Charli Collier	TCU	01-20-21
	20	Nneka Enemkpali	Jackson State	11-20-12
	20	Kathleen Nash	Boston University	11-21-10
9.	19	Charli Collier	Oklahoma State	02-10-21
	19	Charli Collier	Texas Tech	01-30-21
	19	Charli Collier	Iowa State	01-23-21
	19	Charli Collier	Stanford	12-22-19

#### MOST REBOUNDS IN A CONFERENCE GAME

1.	22	Stacy Stephens	Baylor	02-25-04
----	----	----------------	--------	----------

### ASSISTS [GAME]

#### MOST ASSISTS

1.	17	Kamie Ethridge	Texas A&M	01-25-84
2.	15	Angie Jo Ogletree	Houston	01-29-94
	15	Kamie Ethridge	TCU	02-01-84
	15	Terri Mackey	Southern	03-14-81
5.	14	Pennee Hall	TCU	01-25-88
	14	Kamie Ethridge	Texas Tech	03-08-86
	14	Terri Mackey	Baylor	02-16-82
	14	Evwella Munn	Lamar	02-21-80
	14	Madison Booker	Drexel	03-22-24
10.	13	Yvonne Anderson	at Texas A&M	01-11-12
	13	Carla Cortijo	Texas Tech	02-24-07
	13	Rori Harmon	Kansas State	12-31-22

#### MOST ASSISTS IN A CONFERENCE GAME

1.	17	Kamie Ethridge	Texas A&M	01-25-84
2.	13	Rori Harmon	Kansas State	12-31-22

### STEALS [GAME]

#### MOST STEALS

1.	15	Hattie Browning	Pittsburgh	01-02-80
2.	12	Kamie Ethridge	Pepperdine	02-24-84
3.	10	Linda Waggoner	USC	02-11-80
	10	Hattie Browning	Texas Tech	02-08-80
5.	8	Celeste Taylor	SMU	11-25-20
	8	Yvonne Anderson	Oklahoma	02-25-12
	8	Brittainey Raven	Louisiana-Lafayette	12-16-07
	8	Tiffany Jackson	Iowa State	01-11-06

### BLOCKS [GAME]

#### MOST BLOCKED SHOTS

1.	12	Ellen Bayer	Texas Tech	01-02-90
2.	10	Ashley Gayle	vs Cincinnati	12-28-10
3.	9	Imani McGee-Stafford	Central Connecticut	11-24-12
	9	Ellen Bayer	Ohio State	12-14-89
	9	Ellen Bayer	USC	12-28-88
6.	8	Tiffany Jackson	Tennessee	11-25-04
	8	Ellen Bayer	Texas Tech	02-18-89
	8	Ellen Bayer	Rice	01-10-89
9.	7	Imani McGee-Stafford	Oklahoma	01-23-16
	7	Imani McGee-Stafford	Iowa State	01-06-16
	7	Imani McGee-Stafford	at Kansas State	02-04-15
	7	Imani McGee-Stafford	at Oklahoma	02-19-14
	7	Imani McGee-Stafford	at TCU	02-02-13
	7	Ashley Gayle	Alcorn State	11-20-11
	7	Ashley Gayle	North Texas	11-20-09
	7	Ashley Lindsey	at Nebraska	01-09-08
	7	Ashley Gayle	Furman	11-23-08
	7	Tracy Cook	Texas A&M	02-20-99
	<b>7</b>	<b>Taylor Jones</b>	<b>Cincinnati</b>	<b>01-27-24</b>

### OPPONENTS GAME HIGHS

#### MOST POINTS

1.	54	Mary Lowry	at Baylor	02-16-94
2.	53	Sheryl Swoopes	vs. Texas Tech	03-13-93
3.	49	Carol Blazejowski	at Montclair State	01-10-77
4.	47	Alicia Thompson	at Texas Tech	02-05-97
5.	44	Aari McDonald	Arizona	11-17-19
	44	Merlakia Jones	Florida	01-25-95
7.	43	Jeannia Nix	at SMU	02-28-89
8.	42	Kelly Lyons	at Old Dominion	12-08-89

## 2025-26 TEXAS WOMEN'S BASKETBALL RECORD BOOK | **INDIVIDUAL SINGLE-GAME RECORDS**

9.	38	Phylesha Whaley	at Oklahoma	01-17-98
----	----	-----------------	-------------	----------

**MOST REBOUNDS**

1.	21	Courtney Paris	at Oklahoma	01-25-09
	21	Erin Scholz	Colorado	02-26-97
3.	20	Courtney Paris	Oklahoma	02-15-06
	20	Danielle Cockrom	at Baylor	01-27-01
	20	Lisa Leslie	at USC	11-25-90
	20	Cheryl Miller	at USC	12-29-84
	20	Aneesah Morrow	LSU	02-16-25
7.	19	Janie Denton	Wayland Baptist	01-16-80
	19	Valerie Walker	Texas Lutheran	02-18-76

### OPPONENT GAME HIGHS

Points [quarter]	34 in 4th by Tennessee	12-10-17
Points [half]	59 in 2nd by Texas Tech	02-05-97
Points [game]	116 by Baylor	01-21-75
FG Made	45 by Wayland Baptist	01-25-77
FG Attempted	96 by Old Dominion	11-24-84
FG Percentage	.667 [30-45] by Texas A&M	02-20-85
3PT Made	14 by UTRGV	12-20-18
3PT Attempted	34 by Iowa State	03-02-19
3PT Percentage	1.000 [4-4] by Baylor	02-16-02
FT Made	37 by Baylor	02-14-01
FT Attempted	48 by Baylor	02-14-01
FT Percentage	1.000 [6-6] by Indiana	03-22-19
	1.000 [6-6] by Oklahoma State	01-02-19
	1.000 [7-7] by Kansas State	03-08-13
	1.000 [6-6] by Missouri	03-03-10
	1.000 [16-16] by N.C. State	12-01-84
	1.000 [7-7] by South Carolina	03-09-25
Rebounds	62 by California	12-30-93
Fouls	37 by Ohio State	12-30-90
	37 by Southern U.	12-11-24
Assists	29 by Arkansas	03-11-89
Turnovers	48 by Houston	02-11-84
Blocks	15 by Oklahoma	03-07-07
Steals	23 by UCLA	12-08-12
	23 by Texas A&M	02-02-02



Danielle Viglione scored 40 points twice in her Texas career, including a school-record 48 points against Houston on January 29, 1994.

### MISC. TEXAS INDIVIDUAL GAME HIGHS

40-point games	2	Danielle Viglione [1993-97]
30-point games	18	Clarissa Davis [1985-89]
	18	Annette Smith [1981-86]
20-point games	64	Annette Smith [1981-86]
Double-figure scoring games	115	Linda Waggoner [1976-80]
Double-figure rebound games	60	Stacy Stephens [2000-04]
	60	Retha Swindell [1975-79]
Double-figure scoring string	55	Annette Smith [1981-86]
Double-figure rebound string	10	Nneka Enemkpali [2014-15]
Double-double string	7	Joyner Holmes [2019-20]

### TEXAS GAME SUPERLATIVES IN A BIG 12 CONFERENCE GAME

Points [half]	55 in 1st half vs. Oklahoma State	02-05-09
Points [game]	100 vs. Texas A&M	01-15-97
FG Made	39 vs. Baylor	02-12-00
FG Attempted	89 at Baylor	02-12-11
FG Percentage	.646 [31-48] vs. Kansas	02-20-13
	.591 [39-66] vs. Baylor	02-12-00
3PT Made	13 at Oklahoma State	02-05-09
	11 vs. Iowa State	01-06-16
	11 vs. Texas Tech	02-07-10
	11 vs. Oklahoma State	01-20-10
	10 at Oklahoma State	03-05-11
	10 at Iowa State	02-21-11
	10 at Kansas State	02-09-11
	10 at Oklahoma State	02-24-10
	10 at Kansas State	02-16-05
	9 vs. seven teams most recently vs. Texas A&M	03-04-12
3PT Attempted	30 at Oklahoma State	03-05-11
	28 at Iowa State	02-21-11
	26 at Oklahoma State	02-24-10
	24 at Texas A&M	01-19-11
3PT Percentage	.818 [9-11] at TCU	01-10-18
	.778 [7-9] vs. Texas A&M	02-11-04
	.750 [6-8] vs. Kansas State	02-17-10
	.700 [7-10] vs. Kansas	03-05-02
FT Made	30 vs. Texas A&M	01-09-10
FT Attempted	43 vs. Texas A&M	01-09-10
FT Percentage	1.000 [10-10] vs. Texas Tech	02-15-12
Rebounds	61 at Kansas	01-04-17
Assists	30 at Kansas	01-13-98
Steals	18 vs. Oklahoma	02-25-12
	18 vs. Oklahoma State	01-20-99
Blocks	13 vs. Kansas	02-11-17
Fouls	32 at Baylor	01-27-01
Turnovers	31 vs. Texas A&M	03-09-11
	29 at Texas Tech	01-20-18
	28 at Kansas	01-23-13
	27 at Texas A&M	02-02-02
	27 at Oklahoma	01-10-01
Biggest Win	+51 [90-39] at Texas Tech	01-20-18
Biggest Loss	-40 [87-47] at Iowa State	02-20-01

## 2025-26 TEXAS WOMEN'S BASKETBALL RECORD BOOK | QUARTER RECORDS

### QUARTER SUPERLATIVES

<b>Most Points Scored</b>	47 vs. New Orleans [2nd qtr.] (11-09-21)
<b>Fewest Points Scored</b>	0 at Little Rock [3rd qtr.] (12-06-15)
<b>Most Points Allowed</b>	34 to Tennessee [4th qtr.] (12-10-17)
<b>Fewest Points Allowed</b>	1 to Northwestern State [2nd qtr.] (11-18-15)
<b>Best UT FG Percentage</b>	.909 [10-of-11] vs. Southern [1st qtr.] (11-24-19)
<b>Lowest UT FG Percentage</b>	.000 [0-of-10] at Little Rock [3rd qtr.] (12-06-15)
<b>Best Opponent FG Percentage</b>	.778 (7-of-9) by Kansas State [1st qtr.] (02-10-18) [min 10 attempts]

### Lowest Opponent FG Percentage

.071 (1-of-14) by Oklahoma State [2nd qtr.] (01-10-17)

### MOST POINTS IN A QUARTER

1	47	New Orleans	2nd qtr.	11-09-21
2	38	La Salle	2nd qtr.	12-17-24
3	37	Oral Roberts	3rd qtr.	11-29-23
4	35	High Point	1st qtr.	11-24-23
5	34	Alabama State	1st qtr.	12-11-22
	34	Texas A&M-Commerce	3rd qtr.	12-28-22
	34	UT Arlington	2nd qtr.	11-14-23
	34	Southeast Mo. St.	1st qtr.	11-10-24
9	33	Iowa State	4th qtr.	03-02-19
	33	Stetson	1st qtr.	11-12-17
	33	Long Beach State	2nd qtr.	12-06-23
	33	La Salle	3rd qtr.	12-17-24
13	32	at Tennessee	4th qtr.	12-10-17
	32	UTSA	4th qtr.	11-17-17
	32	McNeese State	1st qtr.	11-15-17
	32	Southeast Mo. St.	2nd qtr.	11-10-24
	32	Jackson State	4th qtr.	12-27-23
18	31	Northwestern State	3rd qtr.	12-29-18
	31	Little Rock	1st qtr.	12-06-15
	31	Arizona	3rd qtr.	12-13-23
	31	Tarleton State	1st qtr.	11-20-24
	31	James Madison	1st qtr.	12-08-24
23	30	Southern	1st qtr.	11-24-19
	30	UTSA	3rd qtr.	11-28-18
	30	McNeese State	1st qtr.	11-15-18
	30	Texas Tech	3rd qtr.	02-14-18
	30	Texas Tech	2nd qtr.	02-14-18
	30	Oklahoma	4th qtr.	01-17-17
	30	Houston Christian	3rd qtr.	12-21-22
	30	Long Beach State	3rd qtr.	12-06-23

### FEWEST POINTS IN A QUARTER

1	0	at Little Rock	3rd qtr.	12-06-15
2	4	West Virginia	2nd qtr.	02-17-20
3	5	Baylor	3rd qtr.	01-31-20
	5	at Baylor	2nd qtr.	02-25-19
	5	vs. West Virginia	2nd qtr.	03-05-17
	5	vs. UConn	4th qtr.	12-04-16
	5	vs. Arkansas	2nd qtr.	12-20-15
8	6	at Hawaii	2nd qtr.	12-01-19
	6	Kansas State	1st qtr.	3-10-23
10	7	South Florida	1st qtr.	11-08-19
	7	Kansas State	2nd qtr.	02-04-17
	7	at Baylor	2nd qtr.	02-29-16
	7	at Oklahoma	4th qtr.	02-14-16
14	8	Kansas	2nd qtr.	01-15-20
	8	at Tennessee	3rd qtr.	12-08-19
	8	Arizona	2nd qtr.	11-17-19
	8	at Kansas	2nd qtr.	01-31-18
	8	at Iowa State	3rd qtr.	01-01-17

8	Kansas State	2nd qtr.	02-17-16
8	at Iowa State	2nd qtr.	02-06-16
8	Mississippi State	1st qtr.	12-02-15

### BEST FIELD-GOAL PERCENTAGE IN A QUARTER

1	.909	Southern	1st qtr.	11-24-19
2	.846	TCU	2nd qtr.	02-27-16
3	.833	Florida State	4th qtr.	12-17-17
	.833	TCU	3rd qtr.	2-10-24
5	.818	High Point	2nd qtr.	11-24-23
	.818	Jackson State	4th qtr.	12-27-23
7.	.800	at West Virginia	1st qtr.	1-6-24
8	.789	Texas Tech	2nd qtr.	01-15-20
9	.769	Maine	1st qtr.	03-17-18
	.769	N.C. State	1st qtr.	03-19-17
	.769	at Florida State	3rd qtr.	02-13-17
	.769	UCF	3rd qtr.	2-24-24
	.769	UCF	4th qtr.	2-24-24
14	.750	Kansas	3rd qtr.	02-09-19
	.750	Stetson	4th qtr.	12-16-18
	.750	Central Arkansas	1st qtr.	03-17-17
	.750	Butler	4th qtr.	11-30-24

## 2025-26 TEXAS WOMEN'S BASKETBALL RECORD BOOK | SCORING

### YEAR-BY-YEAR SCORING LEADERS

Year	Player	Points	PPG
1975-76	Cathy Self	476	17.6
1976-77	Cathy Burns	840	18.3
1977-78	Linda Waggoner	729	19.2
1978-79	Jackie Swaim	703	17.6
1979-80	Nell Fortner	466	13.7
1980-81	Jackie Swaim	575	16.0
1981-82	Annette Smith	753	19.3
1982-83	Annette Smith	736	22.3
1983-84	Annette Smith	723	24.9
1984-85	Fran Harris	451	15.0
1985-86	Fran Harris	469	13.8
1986-87	Clarissa Davis	483	18.6
1987-88	Yulonda Wimbish	535	14.9
1988-89	Clarissa Davis	843	26.3
1989-90	Vicki Hall	514	16.6
1990-91	Vicki Hall	526	17.5
1991-92	Cinietra Henderson	603	19.5
1992-93	Cinietra Henderson	524	17.5
1993-94	Danielle Viglione	629	21.0
1994-95	Nekeshia Henderson	268	17.9
1995-96	Danielle Viglione	407	13.6
1996-97	Angela Jackson	403	13.4
1997-98	Angela Jackson	474	17.6
1998-99	Edwina Brown	450	16.1
1999-00	Edwina Brown	722	21.2
2000-01	Stacy Stephens	364	11.0
2001-02	Stacy Stephens	435	14.0
2002-03	Stacy Stephens	504	14.4
2003-04	Tiffany Jackson	455	13.0
2004-05	Tiffany Jackson	568	18.3
2005-06	Tiffany Jackson	357	14.3
2006-07	Tiffany Jackson	537	16.8
2007-08	Brittainey Raven	532	15.2
2008-09	Brittainey Raven	442	13.4
2009-10	Brittainey Raven	472	14.3
2010-11	Chassidy Fussell	517	16.2
2011-12	Chassidy Fussell	520	16.3
2012-13	Nneka Enemkpali	377	13.0
2013-14	Nneka Enemkpali	407	12.0
2014-15	Kelsey Lang	359	10.6
2015-16	Brooke McCarty	424	11.8
2016-17	Brooke McCarty	481	14.1
2017-18	Ariel Atkins	523	14.9
2018-19	Sug Sutton	419	12.7
2019-20	Charli Collier	394	13.1
2020-21	Charli Collier	590	19.0
2021-22	Aliyah Matharu	431	12.0
2022-23	Shaylee Gonzales	458	12.7
2023-24	Madison Booker	611	16.5
2024-25	Madison Booker	620	16.3

### 1,000-POINT SCORING CLUB

Rank/Player	Points	Years
1. Annette Smith	2,523	1981-86
2. Linda Waggoner	2,256	1976-80
3. Clarissa Davis	2,008	1985-89
4. Cinietra Henderson	1,983	1989-93
5. Tiffany Jackson	1,917	2003-07
6. Vicki Hall	1,831	1988-93
7. Fran Harris	1,798	1982-86
8. Retha Swindell	1,795	1975-79
9. Chassidy Fussell	1,717	2010-14
10. Stacy Stephens	1,708	2000-04
Heather Schreiber	1,708	2001-05
12. Edwina Brown	1,705	1996-2000
13. Brittainey Raven	1,698	2006-10
14. Danielle Viglione	1,658	1993-97
15. Brooke McCarty	1,619	2014-18
16. Andrea Lloyd	1,596	1983-87
17. Beverly Williams	1,544	1984-88
18. Kim Basinger	1,518	1976-79
19. Kathleen Nash	1,517	2007-11
20. Ariel Atkins	1,497	2014-18
21. Yulonda Wimbish	1,485	1984-88
22. Nell Fortner	1,466	1977-81
23. Jackie Swaim	1,405	1978-81
24. Imani McGee-Stafford	1,361	2012-16
25. Ashleigh Fontenette	1,317	2008-12
26. Cathy Burns	1,310	1976-78
27. Angela Jackson	1,305	1994-98
28. Lashann Higgs	1,288	2015-20
<b>Rori Harmon</b>	<b>1,288</b>	<b>2021-present</b>
30. Joyner Holmes	1,270	2016-20
31. Susan Anderson	1,236	1986-90
<b>32. Madison Booker</b>	<b>1,231</b>	<b>2023-present</b>
33. Amie Smith	1,228	1993-97
34. Charli Collier	1,167	2018-21
35. Joy Williams	1,164	1979-83
36. NeKeshia Henderson	1,152	1991-95
37. Sherryl Hauglum	1,141	1980-84
38. Erica Routt	1,134	1992-96
39. Terri Mackey	1,123	1980-83
40. Nneka Enemkpali	1,116	2011-15
41. Johnna Pointer	1,099	1988-92
42. Sug Sutton	1,091	2016-20
43. Kelsey Lang	1,086	2013-17
44. Nina Norman	1,079	2002-06
45. Cheryl Hartman	1,078	1978-83
46. Jamie Carey *	1,074	2002-05
47. Yvonne Anderson	1,047	2008-12
48. Earnesia Williams	1,015	2006-10
49. Tracy Cook	1,004	1998-02

\* - Includes only points scored at Texas.

**TEAM RECORDS**

**MOST POINTS**

<b>Quarter</b>	47 vs. New Orleans [11-09-21, 2nd qtr.]
<b>Half</b>	77 vs. New Orleans [11-09-21, 1st half]
<b>Game</b>	135 vs. Centenary [12-16-00]
<b>Quarter by an Opponent</b>	34 by Tennessee [12-10-17, 4th qtr.]
<b>Half by an Opponent</b>	59 by Texas Tech [02-05-97, 2nd half]
<b>By an Opponent</b>	116 by Baylor [01-21-75]
<b>Largest Halftime Lead</b>	64 vs. New Orleans [11-9-21]
<b>Biggest Win</b>	+98, Texas 135, Centenary 37 [12-16-00]

**MOST POINTS IN A GAME**

1.	135	Centenary	12-16-00
2.	131	New Orleans	11-09-21
3.	124	UTEP	11-17-78
4.	120	UTSA	11-17-17
5.	119	Southeast Mo. St.	11-10-24

**LARGEST MARGIN OF VICTORY**

1.	+98 [135-37]	Centenary	12-16-00
2.	+95 [131-36]	New Orleans	11-09-21
3.	+76 [124-48]	UT-El Paso	11-17-78
4.	+72 [110-38]	Southwest Texas	11-27-79
5.	+69 [112-49]	Miami	02-17-86

**HIGHEST SCORING AVERAGE**

**Season:** 89.4 ppg [1983-84] [3,128 in 35 games]

**SEASON SCORING AVERAGE**

1.	89.4 [35 games]	1983-84
2.	85.6 [33 games]	1986-87
3.	85.3 [32 games]	1988-89
4.	84.8 [31 games]	1984-85
5.	84.5 [35 games]	1987-88
6.	84.2 [41 games]	1978-79
7.	84.1 [32 games]	1989-90
8.	83.9 [34 games]	1985-86
9.	83.0 [39 games]	1977-78
	83.0 [33 games]	1982-83

**HIGHEST SCORING MARGIN**

**Season:** +26.7 [1985-86]

**SEASON SCORING MARGIN**

1.	26.7 [83.9-57.2]	1985-86
2.	26.2 [84.2-58.0]	1978-79
3.	24.4 [85.6-61.2]	1986-87
4.	23.8 [84.8-61.0]	1984-85
5.	23.2 [89.4-66.1]	1983-84
6.	22.7 [84.5-61.7]	1987-88
7.	21.6 [77.8-56.2]	2024-24
8.	20.5 [84.1-63.6]	1989-90
9.	20.1 [83.0-62.8]	1982-83
10.	18.9 [80.5-61.7]	1979-80

**FEWEST POINTS**

<b>Quarter</b>	0 vs. Little Rock [12-06-15, 3rd qtr.]
<b>Half</b>	11 vs. Rutgers [01-02-05, 2nd half]
<b>Game</b>	31 vs. Abilene Christian [03-05-76]
<b>Season</b>	1,628 [1975-76]
<b>Allowed in a Season</b>	1,317 [1975-76]
<b>Largest Halftime Deficit</b>	36 vs. Old Dominion [01-05-96]
<b>Worst Loss</b>	-54, Baylor 116, Texas 62 [01-21-75]

**FEWEST POINTS IN A GAME**

1.	31	Abilene Christian	03-05-76
2.	35	Baylor	02-25-19
3.	37	Queens	01-05-77
4.	38	at Kansas	01-23-13
	38	Texas State	02-27-76

**INDIVIDUAL RECORDS**

**POINT SCORED**

**Game:** 48; Danielle Viglione vs. Houston [01-29-94]  
**Season:** 843; Clarissa Davis [1988-89]  
**Career:** 2,523; Annette Smith [1981-84, 1985-86]

**SCORING AVERAGE**

**Season:** 26.3; Clarissa Davis [32] [1988-89]  
**Career:** 19.9; Clarissa Davis [101] [1985-89]

**CAREER LEADERS**

**SCORING AVERAGE**

	Avg.	Player	G	Years
1.	19.9	Clarissa Davis	101	1985-89
2.	19.3	Annette Smith	131	1981-84,85-86
3.	18.8	Charli Collier	62	2018-21
4.	16.5	Jackie Swaim	85	1978-81
5.	16.4	Madison Booker	75	2023-present
6.	16.1	Cinietra Henderson	123	1989-93
7.	15.8	Danielle Viglione	105	1993-97
8.	15.7	Edna Campbell	55	1989-91
9.	15.6	Vicki Hall	117	1988-93
	15.6	Tiffany Jackson	123	2003-07
10.	14.7	Edwina Brown	116	1996-00

**SINGLE-SEASON LEADERS**

**SCORING AVERAGE**

	Avg.	Player	G	Years
1.	26.3	Clarissa Davis	32	1988-89
2.	24.9	Annette Smith	29	1983-84
3.	22.3	Annette Smith	33	1982-83
4.	21.2	Edwina Brown	34	1999-00
5.	21.0	Danielle Viglione	30	1993-94
6.	19.5	Cinietra Henderson	31	1991-92
7.	19.3	Annette Smith	39	1981-82
8.	19.2	Linda Waggoner	38	1977-78
9.	19.0	Charli Collier	31	2020-21
10.	18.6	Clarissa Davis	26	1986-87
	18.6	Fran Harris	35	1983-84

**GAME LEADERS**

**MOST POINTS**

1.	48	Danielle Viglione	Houston	01-29-94
2.	46	Annette Smith	at Rice	01-14-84
3.	45	Clarissa Davis	at Tennessee	12-09-87
4.	44	Charli Collier	North Texas	11-29-20
5.	40	Danielle Viglione	Marquette	01-05-94
	40	Jackie Swaim	at UL-Monroe	12-03-80
7.	38	Clarissa Davis	at Arkansas	02-07-89
	38	Clarissa Davis	Tennessee	01-31-89
9.	37	Danielle Viglione	at Oklahoma	12-07-94
	37	Danielle Viglione	California	12-30-93
	37	Clarissa Davis	at LBSU	12-31-88
	37	Clarissa Davis	Rutgers	12-03-88
	37	Annette Smith	SMU	02-29-84

**MOST POINTS IN A CONFERENCE GAME**

48	Danielle Viglione	Houston	01-29-94
----	-------------------	---------	----------

**MOST POINTS BY A FRESHMAN**

48	Danielle Viglione	Houston	01-29-94
----	-------------------	---------	----------

**MOST POINTS BY A SENIOR**

40	Jackie Swaim	at UL-Monroe	12-03-80
----	--------------	--------------	----------

**MOST POINTS BY AN OPPONENT**

1.	54	Mary Lowry	at Baylor	02-16-94
2.	53	Sheryl Swoopes	vs. Texas Tech	03-13-93
3.	49	Carol Blazejowski	at Montclair St.	01-10-77
4.	47	Alicia Thompson	at Texas Tech	02-05-97
5.	44	Aari McDonald	Arizona	11-17-19
	44	Merlakia Jones	Florida	01-25-95

**TEAM RECORDS**

**MOST REBOUNDS**

<b>Game</b>	72 vs. Texas Lutheran [02-24-77]
<b>Game by an Opponent</b>	62 by Cal [12-30-93]
<b>Season</b>	1,866 [1977-78] [39 games]
<b>Season by an Opponent</b>	1,538 [1977-78] [39 games]

**HIGHEST REBOUNDING AVERAGE**

<b>Season</b>	47.8 [1977-78] [1,866 in 39 games]
<b>Season by an Opponent</b>	43.1 [1993-94] [1,336 in 31 games]

**HIGHEST REBOUND MARGIN**

<b>Season</b>	+12.3 [1986-87] [39.3-27.0 in 33 games]
---------------	---

**CAREER LEADERS**

**REBOUNDS**

	Rebs.	Player	G	Years
1.	1,759	Retha Swindell	151	1975-79
2.	1,223	Stacy Stephens	134	2000-04
3.	1,115	Andrea Lloyd	127	1983-87
4.	1,039	Tiffany Jackson	123	2003-07
5.	1,036	Imani McGee-Stafford	126	2012-16
6.	983	Cinietra Henderson	123	1989-93
7.	966	Annette Smith	131	1981-86
8.	940	Amie Smith	118	1993-97
9.	920	Kathleen Nash	134	2007-11
10.	899	Nneka Enemkpali	95	2011-15

**REBOUND AVERAGE [minimum 50 games played]**

	Avg.	Player	G	Years
1.	11.6	Retha Swindell	151	1975-79
2.	9.1	Stacy Stephens	134	2000-04
3.	8.8	Andrea Lloyd	127	1983-87
4.	8.7	Clarissa Davis	101	1985-89
5.	8.4	Tiffany Jackson	123	2003-07
	8.4	Jackie Swaim	85	1978-81
7.	8.2	Imani McGee-Stafford	126	2012-16
8.	8.0	Nneka Enemkpali	95	2011-15
	8.0	Amie Smith	118	1993-97
	8.0	Cinietra Henderson	123	1989-93

**TEXAS 1,000-POINT, 1,000-REBOUND CLUB**

Name	Points	Rebounds
Tiffany Jackson	1,917	1,039
Retha Swindell	1,795	1,759
Stacy Stephens	1,708	1,223
Andrea Lloyd	1,596	1,115
Imani McGee-Stafford	1,361	1,036



*Retha Swindell [44] is the all-time leading rebounder at the University of Texas with 1,759 boards. For her career, Swindell averaged an impressive 11.6 rebounds per game.*

**SINGLE-SEASON LEADERS**

**REBOUNDS**

	Rebs.	Player	G	Years
1.	697	Retha Swindell	45	1976-77
2.	466	Retha Swindell	39	1977-78
3.	445	Kim Basinger	46	1976-77
4.	369	Annette Smith	39	1981-82
5.	350	Charli Collier	31	2020-21
6.	347	Jackie Swaim	36	1980-81
7.	346	Andrea Lloyd	35	1983-84
8.	333	Retha Swindell	40	1978-79
9.	327	Cinietra Henderson	31	1991-92
10.	322	Imani McGee-Stafford	36	2015-16

**REBOUND AVERAGE**

	Avg.	Player	G	Years
1.	15.5	Retha Swindell	45	1976-77
2.	11.9	Retha Swindell	39	1977-78
3.	11.3	Charli Collier	31	2020-21
4.	10.5	Charli Collier	30	2019-20
	10.5	Cinietra Henderson	31	1991-92
6.	10.4	Nneka Enemkpali	17	2014-15
7.	9.9	Andrea Lloyd	35	1983-84
	9.9	Clarissa Davis	32	1988-89
9.	9.8	Stacy Stephens	31	2001-02
10.	9.7	Retha Swindell	27	1975-76
	9.7	Kim Basinger	46	1976-77

**SINGLE-GAME HIGHS**

	Rebs	Player	Opp.	Date
1.	25	Retha Swindell	Baylor	03-03-78
2.	24	Retha Swindell	Kentucky	03-17-78
3.	22	Stacy Stephens	Baylor	02-24-04
	22	Retha Swindell	Baylor	03-05-77
5.	21	Nneka Enemkpali	WVU	01-25-14

**OPPONENT SINGLE-GAME HIGHS**

	Rebs	Player	Team	Date
1.	21	Courtney Paris	Oklahoma	01-25-09
	21	Erin Scholz	Colorado	02-26-97

3.	20	Courtney Paris	Oklahoma	02-15-06
	20	Danielle Cockrom	Baylor	01-27-01
	20	Lisa Leslie	USC	11-25-90
	20	Cheryl Miller	USC	12-29-84
	20	Aneesah Morrow	LSU	02-16-25

**YEAR-BY-YEAR LEADERS**

**REBOUNDS**

Year	Player	Rebs.	RPG
1975-76	Retha Swindell	263	9.7
1976-77	Retha Swindell	697	15.5
1977-78	Retha Swindell	466	11.9
1978-79	Retha Swindell	333	8.3
1979-80	Joy Williams	250	6.8
1980-81	Jackie Swaim	347	9.6
1981-82	Annette Smith	369	9.3
1982-83	Annette Smith	253	7.7
1983-84	Andrea Lloyd	356	9.9
1984-85	Andrea Lloyd	264	8.5
1985-86	Clarissa Davis	262	7.7
1986-87	Andrea Lloyd	296	9.0
1987-88	Doreatha Conwell	188	7.0
1988-89	Clarissa Davis	316	9.9
1989-90	Vicki Hall	228	7.4
1990-91	Vicki Hall	265	8.8
1991-92	Cinietra Henderson	327	10.6
1992-93	Vicki Hall	238	7.9
1993-94	Amie Smith	295	9.5
1994-95	Amie Smith	204	7.3
1995-96	Amie Smith	235	8.1
1996-97	Amie Smith	206	6.9
1997-98	Edwina Brown	167	7.0
1998-99	Edwina Brown	211	7.5
1999-00	Edwina Brown	284	8.4
2000-01	Stacy Stephens	311	9.4
2001-02	Stacy Stephens	303	9.8
2002-03	Stacy Stephens	318	9.1
2003-04	Stacy Stephens	291	8.3
2004-05	Tiffany Jackson	271	8.7
2005-06	Tiffany Jackson	217	8.7
2006-07	Tiffany Jackson	289	9.0
2007-08	Ashley Lindsey	236	6.7
2008-09	Kathleen Nash	218	6.6
2009-10	Kathleen Nash	222	6.7
2010-11	Kathleen Nash	261	7.9
2011-12	Ashley Gayle	215	6.7
2012-13	Imani McGee-Stafford	281	9.4
2013-14	Nneka Enemkpali	291	8.6
2014-15	Kelsey Lang	218	6.4
2015-16	Imani McGee-Stafford	322	8.9
2016-17	Joyner Holmes	278	8.2
2017-18	Jatarie White [reb]	207	5.9
	Joyner Holmes [rpg]	151	6.0
2018-19	Jatarie White [reb]	198	6.2
	Joyner Holmes [rpg]	167	6.7
2019-20	Charli Collier	314	10.5
2020-21	Charli Collier	350	11.3
2021-22	Lauren Ebo	236	6.7
2022-23	DeYona Gaston	207	5.8
2023-24	Taylor Jones	209	6.3
2024-24	Taylor Jones	263	6.9

**TEAM RECORDS**

**MOST ASSISTS**

**Game** 33 vs. Centenary [12-16-00]  
33 vs. TCU [02-08-95]

**Game by an Opponent** 29 by Arkansas [03-11-89]

**Season** 715 [1983-84] [35 games]

**Season by an Opponent** 491 [1999-00] [34 games]

**INDIVIDUAL RECORDS**

**MOST ASSISTS**

**Game** 17, Kamie Ethridge vs. Texas A&M [01-25-84]

**Season** 268, Terri Mackey [1981-82]

**Career** 776, Kamie Ethridge [1982-86]

**MOST ASSISTS PER GAME**

**Season** 7.4, Rori Harmon [2022-23]

**Career** 6.2, Rori Harmon [2021-present]

**CAREER LEADERS**

**ASSISTS**

	Asts.	Player	G	Years
1.	776	Kamie Ethridge	132	1982-86
2.	731	Rori Harmon	118	2021-present
3.	605	Terri Mackey	108	1980-83
4.	537	Amy Claborn	106	1987-91
5.	517	Edwina Brown	116	1996-00
6.	480	Carla Cortijo	104	2005-09
7.	454	Celina Rodrigo	134	2012-16
8.	450	NeKeshia Henderson	96	1991-95
9.	446	Beverly Williams	130	1984-88
10.	419	Sug Sutton	131	2016-20
	419	Nina Norman	126	2002-06

**ASSISTS AVERAGE (minimum 50 games played)**

	Avg.	Player	G	Years
1.	6.2	Rori Harmon	118	2021-present
2.	5.9	Kamie Ethridge	132	1982-86
3.	5.6	Terri Mackey	108	1980-83
4.	5.1	Amy Claborn	106	1987-91
5.	4.7	NeKeshia Henderson	96	1991-95
6.	4.6	Carla Cortijo	104	2005-09
7.	4.5	Kenya Larkin	65	2000-02
	4.5	Edwina Brown	116	1996-00
8.	4.0	Ewwella Munn	75	1978-80
9.	3.5	Angie Jo Ogletree	116	1993-97
10.	3.4	Celina Rodrigo	134	2012-16

**SINGLE-SEASON LEADERS**

**ASSISTS**

	Asts.	Player	G	Years
1.	268	Terri Mackey	39	1981-82
2.	255	Kamie Ethridge	35	1983-84
3.	230	Rori Harmon	39	2024-25
4.	228	Rori Harmon	31	2022-23
5.	226	Kamie Ethridge	31	1984-85
6.	220	Amy Claborn	31	1988-89
7.	203	Edwina Brown	34	1999-00
8.	200	Kamie Ethridge	33	1985-86

9.	180	Rori Harmon	36	2021-22
10.	178	Sug Sutton	33	2018-19

**ASSISTS AVERAGE**

	Avg.	Player	G	Years
1.	7.4	Rori Harmon	31	2022-23
2.	7.3	Kamie Ethridge	31	1984-85
	7.3	Kamie Ethridge	35	1983-84
4.	7.1	Amy Claborn	31	1988-89
5.	6.9	Terri Mackey	39	1981-82
6.	6.1	Kamie Ethridge	33	1985-86
7.	6.0	NeKeshia Henderson	21	1993-94
	6.0	Edwina Brown	34	1999-00
8.	5.9	Rori Harmon	39	2024-25
9.	5.7	Edwina Brown	28	1998-99
10.	5.5	Yvonne Anderson	31	2011-12

**SINGLE-GAME HIGHS**

	Asts.	Player	Opp.	Date
1.	17	Kamie Ethridge	Texas A&M	01-25-84
2.	15	Angie Jo Ogletree	Houston	01-29-94
	15	Kamie Ethridge	TCU	02-01-84
	15	Terri Mackey	Southern	03-14-81
5.	14	Pennee Hall	TCU	01-25-88
	14	Kamie Ethridge	Texas Tech	03-08-86
	14	Terri Mackey	Baylor	02-16-82
	14	Ewwella Munn	Lamar	02-21-80
9.	13	Yvonne Anderson	Texas A&M	01-11-12
	13	Carla Cortijo	Texas Tech	02-24-07
	13	Rori Harmon	Kansas State	12-31-22

**YEAR-BY-YEAR LEADERS**

**ASSISTS**

Year	Player	Asts.	APG
1975-76	Cathy Self	110	4.1
1976-77	-not available-	-	-
1977-78	Kim Basinger	137	3.5
1978-79	Ewwella Munn	144	3.5
1979-80	Hattie Browning	162	4.4
1980-81	Terri Mackey	166	4.6
1981-82	Terri Mackey	268	6.9
1982-83	Terri Mackey	171	5.2
1983-84	Kamie Ethridge	255	7.3
1984-85	Kamie Ethridge	226	7.3
1985-86	Kamie Ethridge	200	6.1
1986-87	Beverly Williams	135	4.1

1987-88	Beverly Williams	165	4.7
1988-89	Amy Claborn	220	7.1
1989-90	Amy Claborn	151	4.9
1990-91	Amy Claborn	145	5.4
1991-92	NeKeshia Henderson	140	4.5
1992-93	Jennifer Clark	118	3.9
1993-94	Angie Jo Ogletree	134	4.3
1994-95	NeKeshia Henderson	76	5.1
1995-96	Angie Jo Ogletree	93	3.3
1996-97	Vanessa Wallace	107	4.1
1997-98	Edwina Brown	103	4.3
	Vanessa Wallace	103	3.8
1998-99	Edwina Brown	159	5.7
1999-00	Edwina Brown	203	6.1
2000-01	Kenya Larkin	123	3.7
2001-02	Kenya Larkin	172	5.4
2002-03	Jamie Carey	108	3.6
2003-04	Nina Norman	142	4.1
2004-05	Nina Norman	98	3.5
2005-06	Nina Norman	77	2.8
2006-07	Carla Cortijo	147	4.9
2007-08	Carla Cortijo	172	4.9
2008-09	Carla Cortijo	147	4.5
2009-10	Ashleigh Fontenette	108	3.3
2010-11	Ashleigh Fontenette	128	3.9
2011-12	Yvonne Anderson	170	5.5
2012-13	Celina Rodrigo	111	3.7
2013-14	Celina Rodrigo	125	3.7
2014-15	Brady Sanders	108	3.2
2015-16	Celina Rodrigo	140	3.9
2016-17	Brooke McCarty	122	2.5
2017-18	Brooke McCarty	150	4.4
2018-19	Sug Sutton	178	5.4
2019-20	Sug Sutton	123	4.1
2020-21	Kyra Lambert	90	3.1
2021-22	Rori Harmon	180	5.0
2022-23	Rori Harmon	228	7.4
2023-24	Madison Booker	185	5.0
2024-25	Rori Harmon	230	



Celina Rodrigo led Texas in assists in three of her four seasons. She finished her career with 454 assists, which ranks sixth in program history.

**TEAM RECORDS**

**MOST STEALS**

<b>Game</b>	33 vs. Southwest Texas [12-05-78]
<b>Game by an Opponent</b>	23 by UCLA [12-08-12] 23 by Texas A&M [02-02-02]
<b>Season</b>	678 [1978-79] [41 games]
<b>Season by an Opponent</b>	347 [1981-82] [39 games]

**INDIVIDUAL RECORDS**

**MOST STEALS**

<b>Game</b>	15, Hattie Browning vs. Pittsburgh [01-02-80]
<b>Season</b>	179, Hattie Browning [1979-80]
<b>Career</b>	346, Linda Waggoner [1976-80]

**MOST STEALS PER GAME**

<b>Season</b>	4.8, Hattie Browning [1979-80] [37 games]
<b>Career</b>	3.8, Hattie Browning [1978-80]

**CAREER LEADERS**

**STEALS**

Stls.	Player	G	Years
1. 346	Linda Waggoner	161	1976-80
2. 332	Andrea Lloyd	127	1983-87
3. 313	Tiffany Jackson	123	2003-07
4. 303	Esoleta Whaley	114	1980-84
5. 295	Annette Smith	131	1981-84,85-86
6. 291	Hattie Browning	77	1978-80
7. 281	Terri Mackey	108	1980-83
<b>8. 279</b>	<b>Rori Harmon</b>	<b>118</b>	<b>2021-present</b>
9. 278	Kamie Ethridge	132	1982-86
10. 257	Edwina Brown	116	1996-00
257	Beverly Williams	130	1984-88

**STEALS AVERAGE (minimum 50 games played)**

Avg.	Player	G	Years
1. 3.8	Hattie Browning	77	1978-80
2. 2.7	Esoleta Whaley	114	1980-84
3. 2.6	Andrea Lloyd	127	1983-87
2.6	Terri Mackey	108	1980-83
5. 2.5	Tiffany Jackson	123	2003-07
6. 2.4	Jackie Swaim	85	1978-
<b>2.4</b>	<b>Rori Harmon</b>	<b>118</b>	<b>2021-present</b>
8. 2.3	Annette Smith	131	1981-84,85-86
9. 2.2	Edwina Brown	116	1996-00
10. 2.1	Linda Waggoner	161	1976-80
2.1	Kamie Ethridge	132	1982-86

**SINGLE-SEASON LEADERS**

**STEALS**

Stls.	Player	G	Years
1. 179	Hattie Browning	37	1979-80
2. 136	Linda Waggoner	37	1979-80
3. 131	Esoleta Whaley	39	1981-82
4. 123	Terri Mackey	39	1981-82
5. 122	Linda Waggoner	41	1978-79
6. 112	Hattie Browning	40	1978-79
7. 105	Andrea Lloyd	33	1986-87
105	Kamie Ethridge	35	1983-84
9. 103	Esoleta Whaley	31	1982-83
103	Tiffany Jackson	31	2004-05

**STEALS AVERAGE**

Avg.	Player	G	Years
1. 4.8	Hattie Browning	37	1979-80
2. 3.7	Linda Waggoner	37	1979-80
3. 3.4	Esoleta Whaley	39	1981-82
4. 3.3	Tiffany Jackson	31	2004-05
3.3	Esoleta Whaley	31	1982-83
6. 3.2	Andrea Lloyd	33	1986-87
3.2	Terri Mackey	39	1981-82
8. 3.0	Kamie Ethridge	35	1983-84
3.0	Linda Waggoner	41	1978-79
3.0	Annette Smith	29	1983-84

**SINGLE-GAME HIGHS**

Stls.	Player	Opp.	Date
1. 15	Hattie Browning	Pittsburgh	01-02-80
2. 12	Kamie Ethridge	Pepperdine	02-24-84
3. 10	Linda Waggoner	USC	02-11-80
10	Hattie Browning	Texas Tech	02-08-80
5. 8	Yvonne Anderson	Oklahoma	02-25-12
8	Brittainey Raven	UL-Lafayette	12-16-07
8	Tiffany Jackson	Iowa State	01-11-05

**YEAR-BY-YEAR LEADERS**

**STEALS**

Year	Player	Stls.	SPG
1975-76	Retha Swindell	56	2.1
1976-77	-not available-	-	-
1977-78	Linda Waggoner	88	2.3
1978-79	Linda Waggoner	122	3.0
1979-80	Hattie Browning	122	4.8
1980-81	Jackie Swaim	91	2.5
1981-82	Esoleta Whaley	131	3.4
1982-83	Esoleta Whaley	103	3.3
1983-84	Kamie Ethridge	105	3.0
1984-85	Andrea Lloyd	79	2.5
1985-86	Kamie Ethridge	70	2.1
1984-85	Andrea Lloyd	79	2.5
1985-86	Kamie Ethridge	70	2.1
1986-87	Andrea Lloyd	105	3.2
1987-88	Beverly Williams	87	2.5
1988-89	Clarissa Davis	72	2.3

1989-90	Amy Claborn	56	1.8
1990-91	Edna Campbell	52	2.0
1991-92	NeKeshia Henderson	53	1.7
1992-93	NeKeshia Henderson	47	1.6
1993-94	NeKeshia Henderson	53	2.5
1994-95	NeKeshia Henderson	31	2.1
1995-96	Erica Routt	45	1.5
1996-97	Amie Smith	74	2.5
1997-98	Edwina Brown	62	2.6
1998-99	Edwina Brown	62	2.1
1999-00	Edwina Brown	97	2.9
2000-01	Kenya Larkin	58	1.8
	Stacy Stephens	58	1.8
2001-02	Heather Schreiber	43	1.3
2002-03	Stacy Stephens	57	1.6
2003-04	Tiffany Jackson	66	1.9
2004-05	Tiffany Jackson	103	3.3
2005-06	Tiffany Jackson	64	2.6
2006-07	Tiffany Jackson	80	2.5
2007-08	Carla Cortijo	69	2.0
2008-09	Carla Cortijo	42	1.3
2009-10	Ashleigh Fontenette	49	1.5
2010-11	Ashleigh Fontenette	64	1.9
2011-12	Yvonne Anderson	84	2.7
2012-13	Celina Rodrigo	40	1.3
2013-14	Celina Rodrigo	33	1.0
2014-15	Ariel Atkins	34	1.3
2015-16	Lashann Higgs	48	1.4
2016-17	Ariel Atkins	64	2.0
2017-18	Ariel Atkins	89	2.5
2018-19	Sug Sutton	42	1.3
2019-20	Sug Sutton	53	1.8
2020-21	Celeste Taylor	60	2.1
2021-22	Rori Harmon	86	1.8
2023-24	Shaylee Gonzales	59	1.56
2024-25	Rori Harmon	84	2.15



*Linda Andrews Waggoner is Texas' all-time career steals leader with 346. She is one of only four players in program history to eclipse the 300-steals mark.*

**TEAM RECORDS**

**MOST BLOCKS**

**Game** 16 vs. Texas Tech [01-02-90]  
**Game by an Opponent** 15 by Oklahoma [03-07-07]  
**Season** 214 [2022-23] [36 games]  
**Season by an Opponent** 129 [1983-84] [32 games]

**INDIVIDUAL RECORDS**

**MOST BLOCKS**

**Game** 12, Ellen Bayer vs. Texas Tech [01-02-90]  
**Season** 117, Ashley Gayle [2010-11]  
**Career** 372, Ashley Gayle [2008-12]

**MOST BLOCKS PER GAME**

**Season** 3.5, Ashley Gayle [2010-11] [33 games]  
**Career** 2.9, Ashley Gayle [2008-12]

**CAREER LEADERS**

**BLOCKS**

	Blks.	Player	G	Years
1.	372	Ashley Gayle	130	2008-12
2.	303	Imani McGee-Stafford	126	2012-16
3.	289	Ellen Bayer	124	1986-90
4.	250	Ashley Lindsey	122	2005-09
5.	221	Angela Jackson	111	1994-98
6.	195	Taylor Jones	98	2022-25
7.	190	Kelsey Lang	138	2013-17
8.	181	Tiffany Jackson	123	2003-07
9.	156	Joy Williams	144	1979-83
10.	129	Tracy Cook	117	1998-02

**BLOCKS AVERAGE [minimum 50 games]**

	Avg.	Player	G	Years
1.	2.9	Ashley Gayle	130	2008-12
2.	2.4	Imani McGee-Stafford	126	2012-16
3.	2.3	Ellen Bayer	124	1986-90
4.	2.0	Ashley Lindsey	122	2005-09
	2.0	Angela Jackson	111	1994-98
	2.0	Taylor Jones	98	2022-25
7.	1.5	Tiffany Jackson	123	2003-07
8.	1.4	Kelsey Lang	138	2013-17
9.	1.2	Carla Littleton	95	1996-97,98-01
10.	1.1	Tracy Cook	117	1998-02
	1.1	Cokie Reed	73	2009-10,11-13
	1.1	Joy Williams	144	1979-83

**SINGLE-SEASON LEADERS**

**BLOCKS**

	Blks.	Player	G	Years
1.	117	Ashley Gayle	33	2010-11
2.	104	Imani McGee-Stafford	36	2015-16
3.	103	Ashley Gayle	33	2009-10
4.	97	Ellen Bayer	31	1988-89
5.	94	Ashley Lindsey	35	2007-08
6.	92	Ashley Gayle	32	2011-12
7.	85	Ellen Bayer	32	1989-90
8.	79	Kelsey Lang	34	2016-17
9.	76	Angela Jackson	30	1996-97
10.	75	Imani McGee-Stafford	30	2012-13



*Imani McGee-Stafford led Texas in blocked shots in each of her four seasons. She finished her career ranked second in program history with 126 career rejections.*

**BLOCKS AVERAGE**

	Avg.	Player	G	Years
1.	3.5	Ashley Gayle	33	2010-11
2.	3.1	Ellen Bayer	31	1988-89
	3.1	Ashley Gayle	33	2009-10
4.	2.9	Imani McGee-Stafford	36	2015-16
	2.9	Ashley Gayle	32	2011-12
6.	2.7	Ashley Lindsey	35	2007-08
	2.7	Ellen Bayer	32	1989-90
8.	2.5	Angela Jackson	30	1996-97
	2.5	Imani McGee-Stafford	30	2012-13
10.	2.3	Kelsey Lang	34	2016-17
	2.3	Taylor Jones	27	2022-23

**SINGLE-GAME HIGHS**

	Blks.	Player	Opp.	Date
1.	12	Ellen Bayer	Texas Tech	01-02-90
2.	10	Ashley Gayle	Cincinnati	12-28-10
3.	9	Imani McGee-Stafford	Central Conn.	11-24-12
	9	Ellen Bayer	Ohio State	12-14-89
	9	Ellen Bayer	USC	12-28-88
6.	8	Tiffany Jackson	Tennessee	11-25-04
	8	Ellen Bayer	Texas Tech	02-18-89
	8	Ellen Bayer	Rice	01-10-89
9.	7	Imani McGee-Stafford	Oklahoma	01-23-16
	7	Imani McGee-Stafford	Iowa State	01-06-16
	7	Imani McGee-Stafford	at Kansas State	02-04-15
	7	Imani McGee-Stafford	at Oklahoma	02-19-14
	7	Imani McGee-Stafford	at TCU	02-02-13
	7	Ashley Gayle	Alcorn State	11-20-11
	7	Ashley Gayle	North Texas	11-20-09
	7	Ashley Lindsey	at Nebraska	01-09-08
	7	Ashley Gayle	Furman	11-23-08
	7	Tracy Cook	Texas A&M	02-20-99

**YEAR-BY-YEAR LEADERS**

**BLOCKS**

Year	Player	Blks.	BPG
1975-76	-not available-	-	-
1976-77	-not available-	-	-
1977-78	Retha Swindell	32	0.8
1978-79	Retha Swindell	49	1.2
1979-80	Joy Williams	32	0.9

1980-81	Joy Williams	42	1.2
1981-82	Joy Williams	44	1.2
1982-83	Joy Williams	38	1.2
1983-84	Annette Smith	27	0.9
1984-85	Cara Priddy	12	0.4
1985-86	Clarissa Davis	23	0.7
1986-87	Ellen Bayer	41	1.5
1987-88	Ellen Bayer	66	1.9
1988-89	Ellen Bayer	97	3.2
1989-90	Ellen Bayer	85	2.7
1990-91	Cinietra Henderson	28	0.9
1991-92	Cinietra Henderson	31	1.0
1992-93	Cinietra Henderson	26	0.9
1993-94	Benita Pollard	27	0.9
1994-95	Angela Jackson	47	1.7
1995-96	Angela Jackson	56	2.1
1996-97	Angela Jackson	76	2.5
1997-98	Angela Jackson	42	1.6
1998-99	Tracy Cook	37	1.3
1999-00	Carla Littleton	65	1.9
2000-01	Tracy Cook	35	1.1
2001-02	Stacy Stephens	32	1.0
2002-03	Stacy Stephens	35	1.0
2003-04	Tiffany Jackson	44	1.3
2004-05	Tiffany Jackson	60	1.9
2005-06	Ashley Lindsey	54	1.9
2006-07	Tiffany Jackson	41	1.3
2007-08	Ashley Lindsey	94	2.7
2008-09	Ashley Lindsey	72	2.2
2009-10	Ashley Gayle	103	3.1
2010-11	Ashley Gayle	117	3.5
2011-12	Ashley Gayle	92	2.9
2012-13	Imani McGee-Stafford	75	2.5
2013-14	Imani McGee-Stafford	72	2.2
2014-15	Imani McGee-Stafford	52	1.9
2015-16	Imani McGee-Stafford	104	2.9
2016-17	Kelsey Lang	79	2.3
2017-18	A. Caron-Goudreau	37	1.6
2018-19	Charli Collier	20	0.7
2019-20	Charli Collier	39	1.3
2020-21	Charli Collier	37	1.2
2021-22	DeYona Gaston	28	0.8
2022-23	Taylor Jones	27	2.3
2023-24	Taylor Jones	60	1.8
2024-25	Taylor Jones	73	1.9

## 2025-26 TEXAS WOMEN'S BASKETBALL RECORD BOOK | OVERTIME AND 100-POINT GAMES

### 100-POINT GAMES

Date	Opponent	Score	Result	Scoring Margin
01-18-77	at Houston	110-84	W	26
01-22-77	SMU	100-60	W	40
03-11-77	vs. Houston	109-77	W	32
01-11-78	Central Connecticut	100-52	W	48
01-31-78	at Texas State	107-55	W	52
03-03-78	vs. Baylor	106-74	W	32
11-17-78	UTEP	124-48	W	76
12-05-78	at Texas State	100-59	W	41
12-14-78	Minnesota	114-53	W	61
12-15-78	at SMU	103-42	W	61
02-06-79	Temple Junior College	102-62	W	40
02-22-79	vs. Baylor	102-60	W	42
11-27-79	at Texas State	110-38	W	72
02-04-80	Houston	104-71	W	33
01-05-81	Cal State-Fullerton	106-42	W	64
01-29-81	vs. Arkansas	110-64	W	46
01-04-83	Kansas	109-71	W	38
02-05-83	at TCU *	107-41	W	66
03-01-83	Rice	100-49	W	51
01-14-84	at Rice *	110-54	W	56
01-25-84	at Texas A&M *	108-77	W	31
02-01-84	TCU *	113-62	W	51
02-11-84	Houston *	103-72	W	31
02-15-84	Rice *	113-50	W	63
02-20-84	Texas A&M *	105-60	W	45
03-03-84	at TCU *	113-63	W	50
01-31-85	BYU	101-59	W	42
02-20-85	at Texas A&M *	101-73	W	28
02-23-85	at SMU *	107-72	W	35
03-07-85	vs. Arkansas	104-62	W	42
01-24-86	at BYU	111-78	W	33
02-17-86	Miami	112-43	W	69
02-19-86	SMU *	105-48	W	57
02-22-86	at TCU *	105-44	W	61
03-14-86	Missouri	108-67	W	41
11-28-86	vs. Long Beach State	100-86	W	14
02-17-87	TCU *	110-65	W	45
12-05-87	Western Michigan	108-50	W	58
01-25-88	TCU *	102-62	W	40
01-07-89	Arkansas *	104-67	W	37
02-11-89	Rice *	103-61	W	42
02-24-89	TCU *	100-62	W	38
02-28-89	at SMU *	105-94	W	11
03-11-89	vs. Arkansas	101-99	W	2
02-09-90	at Rice *	103-48	W	55
02-13-90	SMU *	105-70	W	35
03-08-90	vs. Houston	101-58	W	43
12-19-90	McNeese State	105-48	W	57
03-06-91	vs. Rice	108-61	W	47
12-28-91	New Mexico State	104-67	W	37
12-18-92	Oral Roberts	109-68	W	41
01-29-94	Houston *	100-76	W	24
03-09-94	vs. Rice	102-57	W	45
02-08-95	at TCU *	109-44	W	65
02-10-95	TCU *	115-82	W	33
03-06-95	vs. TCU	109-78	W	31
01-15-97	Texas A&M *	100-63	W	37
12-13-97	UCF	103-71	W	32
12-16-00	Centenary	135-37	W	98
12-15-02	Southeastern Louisiana	106-42	W	64
11-16-08	St. Mary's [Calif.]	110-76	W	34
11-23-08	Furman	105-51	W	54
01-02-10	Arkansas-Pine Bluff	114-53	W	61
11-16-10	Northwestern State	112-53	W	59
12-08-10	Texas-Pan American	112-59	W	53
12-15-13	SAM HOUSTON STATE	109-48	W	61
11-15-17	MCNEESE STATE	100-34	W	66
11-17-17	UTSA	120-70	W	50
12-29-18	NORTHWESTERN STATE	104-66	W	38
11-29-20	NORTH TEXAS	106-69	W	37
11-09-21	NEW ORLEANS	131-36	W	95
12-11-21	ALABAMA STATE	107-54	W	53
11-14-23	UT-ARLINGTON	110-64	W	46

11-24-23	High Point	101-39	W	62
11-29-23	Oral Roberts	112-74	W	38
12-06-23	LONG BEACH STATE	106-62	W	44
12-20-23	UTRGV	104-51	W	53
11-10-24	Southeast Mo. St.	119-47	W	72
12-17-24	La Salle	111-49	W	62
12-22-24	South Dakota St.	103-57	W	46
03-22-25	William & Mary	105-61	W	44

### 100-POINT GAMES BREAKDOWN

<b>100-Point Games by Texas</b>	<b>81 [81-0]</b>
<b>100-Point Games Allowed</b>	<b>6 [0-6]</b>
Conference Regular Season 100-Point Games (Southwest Conference - 23 / Big 12 - 1)	24 [24-0]
Conference Regular Season 100-Point Games Allowed	0
NCAA Tournament 100-Point Games	2 [2-0]
NCAA Tournament 100-Point Games Allowed	0
Most 100-Point Games in a Season	7 [1983-84]
Most Consecutive 100-Point Games	2 [six times]
Largest Margin of Victory in 100-point game	+98 [135-37] vs. Centenary, 12-16-00
Smallest Margin of Victory in 100-point game	+2 [101-99] vs. Arkansas, 03-11-89
Last 100-Point Game	03-22-25 vs. William & Mary [105-61]
<i>in a Conference Regular-Season Game</i>	<i>01-15-97 vs. TEXAS A&amp;M [100-63]</i>
Last 100-Point Game Allowed	03-28-15 vs. UConn [54-105]

### OPPOSITE 100-POINT GAMES

Date	Opponent	Score	Result	Scoring Margin
01-21-75	by Baylor	L	62-116	-54
01-10-78	by Montclair State	L	58-102	-44
03-11-78	by Oral Roberts	L	84-100	-16
12-30-99	by Tennessee	L	76-106	-30
12-01-05	by Tennessee	L	61-102	-41
03-28-15	by UConn	L	54-105	-51

### OVERTIME GAMES BREAKDOWN

<b>Overtime Games</b>	<b>47 [25-22]</b>
<b>Last Overtime Game</b>	<b>12-05-24 at Notre Dame [L, 70-80]</b>

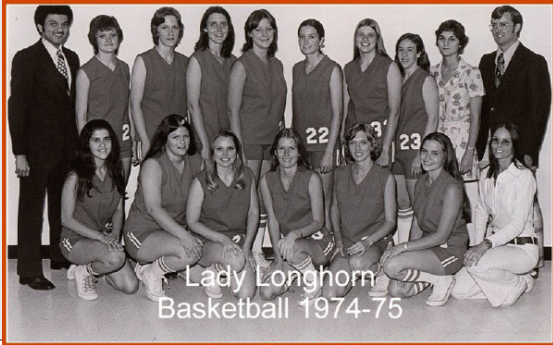
### OVERTIME GAMES

Date	Opponent	Score	Result	# of OT
01-18-75	at Houston	63-62	W	1
01-28-75	at Texas State	67-77	L	1
03-22-75	vs. Houston	70-67	W	1
03-06-76	vs. North Texas	66-60	W	1
02-21-77	at Baylor	95-98	L	1
01-20-82	STEPHEN F. AUSTIN	80-79	W	1
03-25-83	vs. Kansas State	73-70	W	1
03-26-88	LOUISIANA TECH	80-83	L	1
01-30-92	PENN STATE	76-73	W	1
01-25-95	FLORIDA	71-82	L	1
11-28-95	at Florida	64-67	L	1
11-26-96	FLORIDA	97-84	W	2
12-21-96	TENNESSEE	65-68	L	1
02-12-97	at Baylor	82-71	W	1
02-17-97	NEBRASKA	71-70	W	1
11-29-97	MICHIGAN STATE	78-80	L	1
02-23-00	TEXAS TECH	85-91	L	2
11-20-00	vs. Virginia	56-55	W	2
02-17-01	at Oklahoma State	73-69	W	1
01-13-02	TEXAS TECH	87-83	W	2
01-30-02	KANSAS STATE	76-80	L	1
02-19-02	OKLAHOMA	68-62	W	1
02-25-04	BAYLOR	73-72	W	2
01-26-05	at Oklahoma	83-71	W	1
01-22-06	KANSAS STATE	71-70	W	1
01-10-07	at Missouri	79-77	W	1
01-13-08	KANSAS STATE	74-77	L	1
01-16-10	at Texas Tech	95-90	W	2
01-23-10	IOWA STATE	71-73	L	1
02-13-10	at Kansas	85-82	W	2
02-24-10	at Oklahoma State	72-73	L	1
01-08-11	at Missouri	80-85	L	1
01-16-11	OKLAHOMA	67-71	L	1
02-21-11	at Iowa State	57-66	L	1
01-02-13	at Iowa State	65-73	L	1
01-08-14	OKLAHOMA	79-74	W	1
01-12-14	at West Virginia	49-56	L	1
11-20-14	at Stanford	87-81	W	1
01-29-15	OKLAHOMA	84-81	W	2
03-01-15	at West Virginia	69-76	L	1

## 2025-26 TEXAS WOMEN'S BASKETBALL RECORD BOOK | OVERTIME AND 100-POINT GAMES

02-13-17	at Florida State	92-88	W	2
02-27-21	OKLAHOMA	63-68	L	1
03-12-21	at Iowa State	84-82	W	1
11-21-21	at Tennessee	70-74	L	1
01-12-22	KANSAS	66-70	L	1
03-12-22	vs Iowa State	82-73	W	1
12-05-24	at Notre Dame	70-80	L	1

1974-75



Lady Longhorn  
Basketball 1974-75

17-10

Texas AIAW - 6th

Coach: Rodney Page

DATE	UT	OPP	OPPONENT	WL	SCORE	SITE
11-26			at Huston-Tillotson	W	68-17	Austin, TX
12-05			HUSTON-TILLOTSON	W	62-19	Austin, TX
12-10			at St. Edward's	W	90-33	Austin, TX
01-17			at Rice	W	58-11	Houston, TX
01-18			at Houston	W OT	63-62	Houston, TX
01-21			BAYLOR	L	62-116	Austin, TX
01-28			at Texas State	L OT	67-77	San Marcos, TX
02-01			at SMU	W	88-53	Dallas, TX
02-04			ST. MARY'S [TX]	W	78-43	Austin, TX
<b>Texas State Invitational</b>						
02-07			at Texas State [B]	W	55-49	San Marcos, TX
02-07			vs Prairie View A&M	L	47-74	San Marcos, TX
02-08			vs Texas A&M-Kingsville	W	58-57	San Marcos, TX
<b>Houston Invitational</b>						
02-14			vs Mississippi College	L	42-95	Houston, TX
02-15			vs West Texas A&M	L	42-59	Houston, TX
02-18			TEXAS STATE	L	46-78	Austin, TX
02-22			ST. EDWARD'S	W	74-23	Austin, TX
02-25			at St. Mary's [TX]	W	84-45	San Antonio, TX
03-04			HOUSTON	W	72-48	Austin, TX
<b>Texas AIAW S.C. Zone</b>						
03-13			vs Our Lady of the Lake	W	90-24	San Antonio, TX
03-13			vs Texas Lutheran	W	68-53	San Antonio, TX
03-14			vs Texas State	W	61-59	San Antonio, TX
03-15			vs Texas State	L	51-58	San Antonio, TX
03-15			vs Texas State	L	49-76	San Antonio, TX
<b>Texas AIAW Tournament</b>						
03-22			vs Baylor	L	51-75	Canyon, TX
03-22			vs Houston	W OT	70-67	Canyon, TX
03-23			vs Texas A&M	W	63-62	Canyon, TX
03-23			vs Lamar	L	53-68	Canyon, TX

1975-76



21-7

Texas AIAW - 3rd

Texas AIAW South Central Zone - 1st

Coach: Rodney Page

DATE	UT	OPP	OPPONENT	WL	SCORE	SITE
11-25			at Texas State	W	57-47	San Marcos, TX
12-04			at Baylor	L	49-92	Waco, TX
12-09			at Trinity [TX]	L	66-67	San Antonio, TX
01-15			at San Jacinto College	L	48-61	Pasadena, TX
01-16			at Rice	W	78-19	Houston, TX
01-17			at Houston	W	58-52	Houston, TX
01-20			WHARTON COUNTY JC	W	67-48	Austin, TX
01-22			at TCU	W	74-31	Fort Worth, TX
01-24			at Texas Wesleyan	W	66-56	Fort Worth, TX
01-27			TEXAS A&M	W	55-49	Austin, TX
01-30			TRINITY [TX]	W	86-52	Austin, TX
01-31			TEXAS STATE	W	57-43	Austin, TX
02-03			at Texas A&M	W	43-42	College Station, TX
02-04			MCLENNAN COLLEGE	W	73-50	Austin, TX
02-10			ST. MARY'S [TX]	W	72-24	Austin, TX
<b>Houston Invitational</b>						
02-13			vs Trinity [TX]	W	forfeit	Houston, TX
02-13			vs Panola Junior College	L	45-49	Houston, TX
02-14			vs Texas A&M	L	54-58	Houston, TX
02-14			vs Prairie View A&M	W	62-43	Houston, TX
02-18			TEXAS LUTHERAN	W	84-34	Austin, TX
<b>Texas AIAW S.C. Zone</b>						
02-26			vs St. Mary's [TX]	W	63-37	Fort Worth, TX
02-27			vs Texas State	W	38-35	Fort Worth, TX
02-28			vs Texas State	L	39-47	Fort Worth, TX
02-28			vs Texas State	W	54-41	Fort Worth, TX
<b>Texas AIAW Tournament</b>						
03-05			vs Abilene Christian	L	31-67	Nacogdoches, TX
03-05			vs Tarleton State	W	86-60	Nacogdoches, TX
03-06			vs North Texas	W OT	66-60	Nacogdoches, TX
03-06			vs West Texas A&M	W	57-53	Nacogdoches, TX

1976-77



36-10 / Texas AIAW - 3rd / Texas AIAW South Central Zone - 1st  
Coach: Jody Conratt

DATE	UT	OPP	OPPONENT	W/L	SCORE	SITE
11-22			at McLennan CC	W	72-58	Waco, TX
11-29			TEXAS STATE	W	71-46	Austin, TX
12-01			MCLENNAN CC	W	86-81	Austin, TX
<b>George West Invitational</b>						
12-02			vs St. Mary's [TX]	W	79-27	George West, TX
12-03			vs Texas State	W	64-44	George West, TX
12-04			vs Tyler JC	W	69-51	George West, TX
12-06			TRINITY [TX]	W	55-38	Austin, TX
12-21	13		at Baylor	W	66-64	Waco, TX
01-05	15		at Queens	L	37-60	Flushing, NY
<b>Penn State Invitational</b>						
01-07			at Penn State	W	77-72	University Park, PA
01-08			vs Southern Connecticut State	W	75-64	University Park, PA
01-10	10		at Montclair State	L	66-91	Montclair, NJ
01-11	2		at Immaculata	L	62-71	Immaculata, PA
01-12	14		at SMU	W	79-58	Dallas, TX
01-15	14		TEXAS TECH	W	89-54	Austin, TX
01-18	14		at Houston	W	110-84	Houston, TX
01-22	14		SMU	W	100-60	Austin, TX
01-24	14		at Texas Tech	W	96-69	Lubbock, TX
01-25	14	1	at Wayland Baptist	L	73-97	Plainview, TX
<b>Texas Invitational</b>						
01-27	13		HOUSTON	W	83-63	Austin, TX
01-28	13		SOUTHEASTERN LOUISIANA	L	72-83	Austin, TX
01-29	13		ANGELO STATE	W	63-40	Austin, TX
02-01	13		TEXAS A&M	W	79-73	Austin, TX
<b>Baylor Invitational</b>						
02-03	17		vs UT Arlington	W	88-71	Waco, TX
02-04	17		vs McLennan CC	W	87-75	Waco, TX
02-05	17	19	at Baylor	L	64-83	Waco, TX
02-07	17		at Texas State	W	94-56	San Marcos, TX
<b>Houston Invitational</b>						
02-10	17		vs Prairie View A&M	W	85-43	Houston, TX
02-10	17		vs Louisiana Tech	W	84-59	Houston, TX
02-11	17	19	vs Baylor	L	64-70	Houston, TX
02-12	17	11	vs UNLV	W	87-81	Houston, TX
02-15	17		HOUSTON	W	95-58	Austin, TX
02-21	17	19	at Baylor	L OT	95-98	Waco, TX
02-22	17		at Texas A&M	W	80-74	College Station, TX
<b>Texas AIAW Zone</b>						
02-24	17		vs Texas Lutheran	W	76-51	Kingsville, TX
02-25	17		vs Trinity [TX]	W	72-61	Kingsville, TX
02-26	17		vs Texas State	W	82-54	Kingsville, TX
<b>Texas AIAW Tournament</b>						
03-03	17		vs Texas Tech	W	90-72	Edinburg, TX
03-03	17		vs Houston	W	64-63	Edinburg, TX
03-04	17	1	vs Wayland Baptist	L	83-90	Edinburg, TX
03-05	17	19	vs Baylor	W	84-78	Edinburg, TX
<b>AIAW Region 4 Tournament</b>						
03-09	18		vs UT Arlington	W	86-64	Monroe, LA
03-10	18		vs LSU	L	67-95	Monroe, LA
03-10	18		vs Oklahoma State	W	80-79	Monroe, LA
03-11	18		vs Houston	W	109-77	Monroe, LA
03-12	18		vs Louisiana Tech	W	94-85	Monroe, LA

1977-78



29-10  
Final Rank: 15th [AP]  
National Women's Invitational Tournament [NWIT] - 2nd  
AIAW Region 4 - 5th  
Texas AIAW - 2nd  
Texas AIAW South-Central Zone - 1st  
Coach: Jody Conratt

DATE	UT	OPP	OPPONENT	W/L	SCORE	SITE
11-29	20		TEMPLE JC	W	67-64	Austin, TX
<b>George West Invitational</b>						
12-01	20		vs UT-Pan American	W	94-49	George West, TX
12-02	20		vs Texas A&M-Kingsville	W	75-35	George West, TX
12-03	20		vs Tyler Junior College	W	75-72	George West, TX
12-05	20		TEXAS STATE	W	86-51	Austin, TX
12-12	20	1	WAYLAND BAPTIST	L	70-82	Austin, TX
12-20	19		HOUSTON	W	97-86	Austin, TX
01-04	16	8	at Saint Joseph's	W	89-85	Philadelphia, PA
<b>Penn State Invitational</b>						
01-06	16	12	vs Southern Connecticut St	W	79-78	University Park, PA
01-07	16	13	at Penn State	W	96-67	University Park, PA
01-10	16	11	at Montclair State	L	58-102	Montclair, NJ
01-11	9		at Central Connecticut State	W	100-52	New Britain, CT
<b>Southern Connecticut Invitational</b>						
01-13	9		vs Springfield	W	91-60	New Haven, CT
01-13	9		vs St. John's	W	75-41	New Haven, CT
01-14	9	11	at Southern Connecticut St	L	81-82	New Haven, CT
01-23	13		at Texas A&M	L	52-59	College Station, TX
<b>Texas Invitational</b>						
01-26	12		ANGELO STATE	W	95-46	Austin, TX
01-27	12		NORTH TEXAS	W	81-57	Austin, TX
01-28	12	15	STEPHEN F. AUSTIN	W	75-54	Austin, TX
01-31	12		at Texas State	W	107-55	San Marcos, TX
02-01	12		at Houston	W	82-80	Houston, TX
02-06	12		at Temple Junior College	L	89-94	Temple, TX
02-13	12		TEXAS A&M	W	86-60	Austin, TX
02-18	14	6	at Wayland Baptist	L	66-81	Plainview, TX
02-21	14		SMU	W	87-30	Austin, TX
<b>Texas AIAW S.C. Zone</b>						
02-24	14		TEXAS LUTHERAN	W	83-36	Austin, TX
02-25	14		TRINITY [TX]	W	94-49	Austin, TX
<b>Texas AIAW Tournament</b>						
03-02	14		vs Texas A&M	W	84-56	San Angelo, TX
03-03	14		vs Baylor	W	106-74	San Angelo, TX
03-03	14		vs Stephen F. Austin	W	93-78	San Angelo, TX
03-04	14		vs Wayland Baptist	L	76-98	San Angelo, TX
<b>AIAW Region 4 Tournament</b>						
03-08	12		vs Southern	W	85-69	Nacogdoches, TX
03-09	12		at Stephen F. Austin	L	78-80	Nacogdoches, TX
03-10	12		vs Baylor	W	80-73	Nacogdoches, TX
03-10	12		vs Houston	W	95-84	Nacogdoches, TX
03-11	12		vs Oral Roberts	L	84-100	Nacogdoches, TX
<b>NWIT</b>						
03-16	15		vs Minnesota [Quarterfinal]	W	91-56	Amarillo, TX
03-17	15		vs Kentucky [Semifinal]	W	75-60	Amarillo, TX
03-18	15		vs Old Dominion [Final]	L	60-70	Amarillo, TX

2025-26 TEXAS WOMEN'S BASKETBALL RECORD BOOK | YEAR-BY-YEAR RESULTS

1978-79



37-4 / AIAW 3rd, Regionals  
 Final Rank: 4th [AP]  
 AIAW Region 4 - 3rd  
 Texas AIAW - 2nd  
 Coach: Jody Conratt

DATE	UT	OPP	OPPONENT	WL	SCORE	SITE
11-17	11		UTEP	W	124-48	Austin, TX
11-29	11		UT ARLINGTON	W	86-30	Austin, TX
12-02	11		NORTH TEXAS	W	81-49	Austin, TX
12-05	10		at Texas State	W	100-59	San Marcos, TX
<b>Mid-American Classic</b>						
12-08	10	1	vs Tennessee	L	60-84	Columbia, MO
12-09	10		vs Cal State Fullerton	W	90-72	Columbia, MO
12-12	10		at Temple Junior College	W	94-60	Temple, TX
12-14	10		MINNESOTA	W	114-53	Austin, TX
<b>SMU Invitational</b>						
12-15	10		at SMU	W	103-42	Dallas, TX
12-16	10	7	vs Wayland Baptist	W	69-64	Dallas, TX
01-03	7		at Saint Joseph's	W	83-68	Philadelphia, PA
<b>Penn State Invitational</b>						
01-05	7		vs Ohio State	W	89-59	University Park, PA
01-06	7	11	at Penn State	W	76-69	University Park, PA
01-08	7		at Houston	W	76-62	Houston, TX
01-12	5	9	at Wayland Baptist	L	76-81	Plainview, TX
01-13	5		at Texas Tech	W	91-68	Lubbock, TX
01-17	5	6	WAYLAND BAPTIST	W	60-52	Austin, TX
01-22	5		TEXAS A&M	W	75-41	Austin, TX
01-24	2		at Baylor	W	88-54	Waco, TX
<b>Texas Classic</b>						
01-25	2		UT ARLINGTON	W	89-34	Austin, TX
01-26	2		NORTH TEXAS	W	84-48	Austin, TX
01-27	2	3	STEPHEN F. AUSTIN	W	72-69	Austin, TX
01-29	2		HOUSTON	W	82-52	Austin, TX
02-01	2		TEXAS STATE	W	82-45	Austin, TX
02-06	2		TEMPLE JC	W	102-62	Austin, TX
<b>Houston Invitational</b>						
02-09	2		vs Louisiana-Lafayette	W	86-40	Houston, TX
02-09	2		vs Texas Southern	W	93-58	Houston, TX
02-10	2		at Houston	W	71-47	Houston, TX
02-12	2		at Texas A&M	W	73-48	College Station, TX
02-14	2		BAYLOR	W	95-67	Austin, TX
02-17	2		TEXAS TECH	W	96-48	Austin, TX
<b>Texas AIAW Tournament</b>						
02-22	2		vs Texas Tech	W	80-52	Nacogdoches, TX
02-22	2		vs Baylor	W	102-60	Nacogdoches, TX
02-23	2		vs Houston	W	93-68	Nacogdoches, TX
02-24	2	3	at Stephen F. Austin	L	59-70	Nacogdoches, TX
<b>Ladyjack Classic</b>						
03-02	3	12	vs UCLA	W	96-78	Nacogdoches, TX
03-03	3		vs North Texas	W	69-48	Nacogdoches, TX
<b>AIAW Region 4 Tournament</b>						
03-07	3		vs Oklahoma State	W	76-63	Tulsa, OK
03-08	3		at Oral Roberts	W	77-68	Tulsa, OK
03-09	3	4	vs Louisiana Tech	L	74-77	Tulsa, OK
03-10	3	2	vs Stephen F. Austin	W	65-60	Tulsa, OK

1979-80



33-4 / AIAW 7th Nationally  
 Final Rank: 7th [AP]  
 AIAW - 7th  
 AIAW Region 4 - 3rd  
 Texas AIAW - 2nd  
 Coach: Jody Conratt

DATE	UT	OPP	OPPONENT	WL	SCORE	SITE
11-17	7		at Oklahoma	W	66-47	Norman, OK
11-27	7		at Texas State	W	110-38	San Marcos, TX
11-29	7		DELTA STATE	W	84-56	Austin, TX
12-05	6		TEXAS TECH	W	77-47	Austin, TX
12-07	6		TEMPLE JC	W	88-55	Austin, TX
12-08	6		at UT Arlington	W	87-56	Arlington, TX
<b>Guisti Invitational</b>						
12-18	5		vs Oregon	W	81-79	Corvallis, OR
12-19	5	6	vs N.C. State	W	72-71	Corvallis, OR
12-20	5	11	vs UCLA	W	74-51	Corvallis, OR
<b>UCLA Invitational</b>						
12-26	4		vs California	W	81-66	Los Angeles, CA
12-27	4	13	at UCLA	W	74-69	Los Angeles, CA
01-02	4		at Pittsburgh	W	68-65	Pittsburgh, PA
<b>Penn State Invitational</b>						
01-04	4		vs Ohio State	W	87-58	University Park, PA
01-05	4		at Penn State	W	91-51	University Park, PA
01-08	4		at Houston	W	75-61	Houston, TX
01-16	3		WAYLAND BAPTIST	W	87-63	Austin, TX
01-18	3		IOWA	W	75-49	Austin, TX
01-22	3		at Baylor	W	80-53	Waco, TX
01-25	3	5	STEPHEN F. AUSTIN	W	64-52	Austin, TX
01-26	3		TEXAS A&M	W	78-46	Austin, TX
01-28	3		at Temple Junior College	W	84-54	Temple, TX
02-04	1		HOUSTON	W	104-71	Austin, TX
02-07	2		at Wayland Baptist	W	86-77	Plainview, TX
02-08	2		at Texas Tech	W	70-58	Lubbock, TX
02-11	2		USC	W	85-74	Austin, TX
02-12	2		BAYLOR	W	98-49	Austin, TX
02-15	2	7	LONG BEACH STATE	W	94-69	Austin, TX
02-18	2		MISSOURI	W	77-74	Austin, TX
<b>Texas AIAW Invitational</b>						
02-21	2		vs Lamar	W	88-55	Nacogdoches, TX
02-22	2		vs Wayland Baptist	W	67-45	Nacogdoches, TX
02-23	2	6	at Stephen F. Austin	L	71-86	Nacogdoches, TX
02-25	3	1	at Old Dominion	L	45-75	Norfolk, VA
<b>AIAW Region 4 Tournament</b>						
03-06	4		vs McNeese State	W	97-65	Baton Rouge, LA
03-07	4	5	vs Stephen F. Austin	L	75-76	Baton Rouge, LA
03-08	4		at LSU	W	96-73	Baton Rouge, LA
<b>AIAW National Tournament</b>						
03-12	5	20	at Mercer	W	81-80	Macon, GA
03-15	5	9	at Maryland	L	63-68	College Park, MD

2025-26 TEXAS WOMEN'S BASKETBALL RECORD BOOK | YEAR-BY-YEAR RESULTS

1980-81



28-8 / AIAW 3rd place, Regionals  
 Final Rank: 16th [AP]  
 AIAW Region 4 - 3rd  
 Texas AIAW - 1st  
 Coach: Jody Conratt

DATE	UT	OPP	OPPONENT	WL	SCORE	SITE
11-10	8		at Temple Junior College	W	87-44	Temple, TX
11-13	8		at Iowa	W	82-62	Iowa City, IA
11-24	8		SAN JOSE STATE	W	74-54	Austin, TX
12-01	8		TEXAS TECH	W	82-70	Austin, TX
12-03	8		at Louisiana-Monroe	W	86-67	Monroe, LA
12-04	8		at Delta State	W	71-67	Cleveland, MS
12-13	8		TEXAS SOUTHERN	W	79-50	Austin, TX
<b>Giusti Tournament</b>						
12-16	7		at Portland State	W	87-51	Portland, OR
12-17	7	2	vs Old Dominion	L	58-60	Portland, OR
12-18	7		vs Oregon State	W	72-65	Portland, OR
12-30	6	8	UCLA	L	65-78	Austin, TX
01-05	8		CAL STATE-FULLERTON	W	106-42	Austin, TX
01-10	8	7	at N.C. State	L 2OT	89-91	Raleigh, NC
01-11	8		vs North Carolina	L	73-75	Charlotte, NC
01-16	8		at Wayland Baptist	W	76-68	Plainview, TX
01-17	8		at Texas Tech	W	82-61	Lubbock, TX
01-20	11	2	OLD DOMINION	L	51-57	Austin, TX
01-22	11	17	at Stephen F. Austin	L	67-84	Nacogdoches, TX
01-24	11		BAYLOR	W	72-65	Austin, TX
01-26	11		at Texas A&M	W	73-42	College Station, TX
<b>SWC Tournament</b>						
01-28	14		vs Arkansas	W	110-61	Houston, TX
01-30	14		vs Texas Tech	W	83-45	Houston, TX
01-31	14		vs Houston	W	86-77	Houston, TX
02-03	14		TEMPLE JC	W	93-51	Austin, TX
02-06	14		WAYLAND BAPTIST	W	74-65	Austin, TX
02-10	11		OKLAHOMA	W	71-54	Austin, TX
02-17	13		at Baylor	W	74-66	Waco, TX
<b>Texas AIAW Tournament</b>						
02-19	13		vs SMU	W	88-56	Denton, TX
02-20	13		vs Wayland Baptist	W	71-49	Denton, TX
02-21	13	19	vs Stephen F. Austin	W	54-51	Denton, TX
02-24	11		UT ARLINGTON	W	96-51	Austin, TX
02-28	11		NEBRASKA	W	95-63	Austin, TX
<b>AIAW Region 4 Tournament</b>						
03-12	11		vs Oral Roberts	W	97-63	Nacogdoches, TX
03-13	11	19	at Stephen F. Austin	L	66-70	Nacogdoches, TX
03-14	11		vs Southern	W	73-52	Nacogdoches, TX
<b>AIAW National Tournament</b>						
03-18	12		ILLINOIS STATE	L	63-66	Austin, TX

1981-82



35-4 / AIAW National Championship Runner-up  
 Final Rank: 5th [AP]  
 AIAW Region 4 - 1st / Texas AIAW - 1st  
 Coach: Jody Conratt

DATE	UT	OPP	OPPONENT	WL	SCORE	SITE
<b>San Jose State Invitational</b>						
11-20	17		vs Stanford	W	89-78	San Jose, CA
11-21	17		at San Jose State	W	69-56	San Jose, CA
11-23	17		at California	L	67-68	Berkeley, CA
11-30	18		OREGON STATE	W	84-72	Austin, TX
12-03	18	5	at Long Beach State	L	61-74	Long Beach, CA
12-06	20	4	vs USC	L	66-83	Los Angeles, CA
12-09	20		TEXAS TECH	W	98-63	Austin, TX
12-12	20		HOUSTON	W	93-61	Austin, TX
<b>SMU Classic</b>						
12-18			at SMU	W	80-54	Dallas, TX
12-19			vs Mississippi	W	69-56	Dallas, TX
01-02			MCNEESE STATE	W	80-65	Austin, TX
01-04			MISSOURI	W	67-64	Austin, TX
<b>Pizza Hut Classic</b>						
01-07		13	vs Colorado	W	75-52	Wichita, KS
01-08		9	vs Oregon	W	66-63	Wichita, KS
01-09		18	vs Kansas	W	66-47	Wichita, KS
01-12	12		at Houston	W	72-67	Houston, TX
01-15	12		at Texas Tech	W	57-44	Lubbock, TX
01-16	12		at Wayland Baptist	W	63-57	Plainview, TX
01-20	12	18	STEPHEN F. AUSTIN	W OT	80-79	Austin, TX
01-26	10		at Baylor	W	76-69	Waco, TX
<b>SWC Tournament</b>						
01-28	10		vs SMU	W	74-55	College Station, TX
01-29	10		vs Houston	W	72-50	College Station, TX
01-30	10		vs Arkansas	W	68-53	College Station, TX
02-03	8		TEXAS SOUTHERN	W	88-66	Austin, TX
02-06	8		WAYLAND BAPTIST	W	79-52	Austin, TX
02-08	7		TEXAS A&M	W	93-53	Austin, TX
02-12	7		DELTA STATE	W	99-79	Austin, TX
02-16	6		BAYLOR	W	81-63	Austin, TX
02-18	6		MISSISSIPPI COLLEGE	W	92-55	Austin, TX
<b>Texas AIAW Tournament</b>						
02-25	5		vs UT Arlington	W	78-57	Plainview, TX
02-26	5		vs West Texas A&M	W	87-50	Plainview, TX
02-27	5		at Wayland Baptist	W	71-57	Plainview, TX
<b>AIAW Region 4 Tournament</b>						
03-11	5		vs Oklahoma	W	87-78	Lubbock, TX
03-12	5		vs New Orleans	W	89-74	Lubbock, TX
03-13	5		vs Wayland Baptist	W	64-62	Lubbock, TX
<b>AIAW National Tournament</b>						
03-21	6		CENTRAL MISSOURI	W	67-54	Austin, TX
03-23	6		WISCONSIN	W	73-61	Austin, TX
03-26	6		vs Wayland Baptist	W	82-63	Philadelphia, PA
03-26	5	8	vs Rutgers	L	77-83	Philadelphia, PA

2025-26 TEXAS WOMEN'S BASKETBALL RECORD BOOK | YEAR-BY-YEAR RESULTS

1982-83



30-3 / 8-0 SWC [1st]  
 NCAA Elite 8 [Midwest Region]  
 Final Rank: 3rd [AP]  
 SWC Tournament Champions  
 Coach: Jody Conradt

DATE	UT	OPP	OPPONENT	W/L	SCORE	SITE
<i>Nebraska Invitational</i>						
12-03	5		vs Indiana	W	86-79	Lincoln, NE
12-04	5		at Nebraska	L	68-78	Lincoln, NE
12-09	10	5	TENNESSEE	W	74-59	Austin, TX
12-11	10	6	KANSAS STATE	W	93-73	Austin, TX
12-13	6		CALIFORNIA	W	81-30	Austin, TX
<i>Giusti Invitational</i>						
12-19	6		vs Oregon State	W	52-50	Portland, OR
12-20	6	2	vs Louisiana Tech	L	64-86	Portland, OR
12-21	6		vs Oregon	W	65-59	Portland, OR
12-30	6		DRAKE	W	94-56	Austin, TX
01-04	6		KANSAS	W	109-71	Austin, TX
01-06	6		IOWA STATE	W	79-60	Austin, TX
01-11	4		at Stephen F. Austin	W	95-88	Nacogdoches, TX
01-15	4		HOUSTON *	W	94-68	Austin, TX
01-20	4		at Wayland Baptist	W	88-62	Plainview, TX
01-22	4		at Texas Tech *	W	75-71	Lubbock, TX
01-26	4		at Baylor *	W	84-60	Waco, TX
01-29	4		TEXAS A&M *	W	88-51	Austin, TX
02-01	3		SMU *	W	79-39	Austin, TX
02-05	3		at TCU *	W	107-41	Fort Worth, TX
02-08	3		at UTSA	W	74-54	San Antonio, TX
02-12	3		TEXAS TECH	W	77-53	Austin, TX
02-15	3		at Houston	W	90-59	Houston, TX
02-16	3		at Rice *	W	96-62	Houston, TX
02-18	3		WAYLAND BAPTIST	W	74-59	Austin, TX
02-21	3		ARKANSAS *	W	89-67	Austin, TX
02-26	3		BAYLOR	W	94-55	Austin, TX
02-28	3		at Texas A&M	W	88-57	College Station, TX
<i>SWC Tournament</i>						
03-11	3		RICE [Quarterfinal]	W	100-49	Austin, TX
03-12	3		HOUSTON [Semifinal]	W	86-62	Austin, TX
03-13	3		ARKANSAS [Final]	W	80-54	Austin, TX
<i>NCAA Championship</i>						
03-17	3		LOUISVILLE [Rnd 32]	W	84-55	Austin, TX
03-25	3	17	vs Kansas State [Sweet 16]	W OT	73-70	Ruston, LA
03-27	3	1	at Louisiana Tech [Elite 8]	L	58-72	Ruston, LA

1983-84



32-3 / 16-0 SWC [1st]  
 NCAA Elite 8 [Midwest Region]  
 SWC Tournament Champions  
 Final Rank: 1st [AP]  
 Coach: Jody Conradt

DATE	UT	OPP	OPPONENT	W/L	SCORE	SITE
11-26	4		ALABAMA	W	82-56	Austin, TX
12-01	4	5	at Tennessee	W	66-65	Knoxville, TN
12-07	4		UTSA	W	90-45	Austin, TX
12-09	4	20	CHEYNEY	W	88-78	Austin, TX
12-12	4	3	GEORGIA	L	61-67	Austin, TX
12-19	5		at Kansas	W	81-64	Lawrence, KS
12-20	5		at Drake	L	81-87	Des Moines, IA
12-30	8	9	at Kansas State	W	82-78	Manhattan, KS
01-02	6	1	USC	W	77-68	Austin, TX
01-04	6	4	LONG BEACH STATE	W	73-72	Austin, TX
01-07	6		TEXAS TECH *	W	85-62	Austin, TX
01-11	3		at Houston *	W	90-69	Houston, TX
01-14	3		at Rice *	W	110-54	Houston, TX
01-16	3		ARKANSAS *	W	89-63	Austin, TX
01-21	3		BAYLOR *	W	96-51	Austin, TX
01-25	2		at Texas A&M *	W	108-77	College Station, TX
01-28	2		at SMU *	W	97-60	Dallas, TX
02-01	2		TCU *	W	113-62	Austin, TX
02-03	2		STEPHEN F. AUSTIN	W	91-64	Austin, TX
02-07	2		at Texas Tech *	W	71-65	Lubbock, TX
02-11	2		HOUSTON *	W	103-72	Austin, TX
02-15	1		RICE *	W	113-50	Austin, TX
02-18	1		at Arkansas *	W	71-70	Fayetteville, AR
02-20	1		TEXAS A&M *	W	105-60	Austin, TX
02-22	1		at Baylor *	W	93-74	Waco, TX
<i>Northern Lights Invitational</i>						
02-24	1		vs Pepperdine	W	96-68	Anchorage, AK
02-25	1		vs Florida State	W	89-43	Anchorage, AK
02-26	1		vs UNLV	W	82-60	Anchorage, AK
02-29	1		SMU *	W	98-63	Austin, TX
03-03	1		at TCU *	W	113-63	Fort Worth, TX
<i>SWC Tournament</i>						
03-08	1		at Houston [Semifinal]	W	96-76	Houston, TX
03-10	1		vs Texas Tech [Final]	W	83-73	Houston, TX
<i>NCAA Championship</i>						
03-15	1		DRAKE [Rnd 32]	W	96-60	Austin, TX
03-23	1		vs Louisiana-Monroe [Sweet 16]	W	99-91	Ruston, LA
03-25	1	2	at Louisiana Tech [Elite 8]	L	60-85	Ruston, LA

2025-26 TEXAS WOMEN'S BASKETBALL RECORD BOOK | YEAR-BY-YEAR RESULTS

1984-85



28-3 / 16-0 SWC [1st]  
 NCAA Sweet 16 [Midwest Region]  
 Final Rank: 1st [AP]  
 SWC Tournament Champions  
 Coach: Jody Conradt

DATE	UT	OPP	OPPONENT	W/L	SCORE	SITE
11-24	2	3	at Old Dominion	L	80-90	Norfolk, VA
11-26	3	1	at Georgia	W	83-69	Athens, GA
<b>Converse/MacGregor Texas Classic</b>						
12-01	3	19	N.C. State	W	82-62	Austin, TX
12-02	2	18	VANDERBILT	W	95-71	Austin, TX
<b>TUP Desert Classic</b>						
12-07	2	15	vs Alabama	W	85-53	Las Vegas, NV
12-08	2		at UNLV	W	95-64	Las Vegas, NV
12-11	2	15	TENNESSEE	W	91-60	Austin, TX
12-15	2		KANSAS STATE	W	74-48	Austin, TX
<b>USC/Bud Light Classic</b>						
12-28	2		vs Maryland	W	69-40	Los Angeles, CA
12-29	2	4	at USC	L	71-73	Los Angeles, CA
01-03	4	16	at Texas Tech *	W	90-64	Lubbock, TX
01-05	4		HOUSTON *	W	71-55	Austin, TX
01-09	3		at Rice *	W	76-42	Houston, TX
01-12	3		at Arkansas *	W	85-60	Fayetteville, AR
01-16	2		at Baylor *	W	82-45	Waco, TX
01-19	2		TEXAS A&M *	W	80-58	Austin, TX
01-22	2		SMU *	W	82-46	Austin, TX
01-26	2		at TCU *	W	95-53	Fort Worth, TX
01-31	1		BYU	W	101-59	Austin, TX
02-02	1	13	TEXAS TECH *	W	70-63	Austin, TX
02-05	1		at Houston *	W	79-60	Houston, TX
02-10	1		RICE *	W	75-50	Austin, TX
02-12	1		ARKANSAS *	W	89-71	Austin, TX
02-16	1		at Baylor *	W	83-53	Waco, TX
02-20	1		at Texas A&M *	W	101-73	College Station, TX
02-23	1		at SMU *	W	101-72	Dallas, TX
02-27	1		TCU *	W	77-53	Austin, TX
<b>SWC Tournament</b>						
03-07	1		vs Arkansas [Semifinal]	W	104-62	Dallas, TX
03-09	1	16	vs Texas Tech [Final]	W	82-62	Dallas, TX
<b>NCAA Championship</b>						
03-14	1		WESTERN MICH. [Rnd 32]	W	84-62	Austin, TX
03-22	1	14	at WKU [Sweet 16]	L	90-92	Bowling Green, KY

1985-86



34-0 / 16-0 SWC [1st]  
 NCAA Champions  
 Final Rank: 1st / 1st [AP/Coaches]  
 SWC Tournament Champions  
 Coach: Jody Conradt

DATE	UT	OPP	OPPONENT	W/L	SCORE	SITE
11-29	1/	10/	at Ohio State	W	78-76	Columbus, OH
12-01	1/	9/	at Tennessee	W	74-52	Knoxville, TN
<b>Texas Classic</b>						
12-06	1/		WESTERN MICHIGAN	W	92-65	Austin, TX
12-07	1/	3/	LOUISIANA-MONROE	W	68-54	Austin, TX
12-10	1/	4/	USC	W	94-78	Austin, TX
<b>Orange Bowl Invitational</b>						
12-29	1/		vs Rutgers	W	81-63	Coral Gables, FL
12-30	1/	8/	vs Mississippi	W	57-46	Coral Gables, FL
12-31	1/	7/	vs Louisiana-Monroe	W	70-65	Coral Gables, FL
01-02	1/	20/	at Houston *	W	92-66	Houston, TX
01-04	1/		at Rice *	W	70-38	Houston, TX
01-07	1/		ARKANSAS *	W	75-44	Austin, TX
01-11	1/		BAYLOR *	W	93-40	Austin, TX
01-14	1/		at Texas A&M *	W	73-59	College Station, TX
01-18	1/		at SMU *	W	96-58	Dallas, TX
01-20	1/		OLD DOMINION	W	93-62	Austin, TX
01-22	1/		TCU *	W	95-42	Austin, TX
01-24	1/		at BYU	W	111-78	Provo, UT
01-28	1/		at Texas Tech *	W	64-57	Lubbock, TX
02-01	1/		HOUSTON *	W	87-60	Austin, TX
02-05	1/		RICE *	W	78-46	Austin, TX
02-08	1/		at Arkansas *	W	75-57	Fayetteville, AR
02-12	1/		at Baylor *	W	77-45	Waco, TX
02-15	1/		TEXAS A&M *	W	77-64	Austin, TX
02-17	1/		MIAMI	W	112-43	Austin, TX
02-19	1/		SMU *	W	105-48	Austin, TX
02-22	1/		at TCU *	W	105-44	Fort Worth, TX
03-02	1/		TEXAS TECH *	W	55-43	Austin, TX
<b>SWC Tournament</b>						
03-06	1/		vs Houston [Semifinal]	W	81-64	Dallas, TX
03-08	1/		vs Texas Tech [Final]	W	77-53	Dallas, TX
<b>NCAA Championship</b>						
03-14	1/		MISSOURI [Rnd 32]	W	108-67	Austin, TX
03-20	1/	19/	OKLAHOMA [Sweet 16]	W	85-59	Austin, TX
03-22	1/	11/	OLE MISS [Elite 8]	W	66-63	Austin, TX
03-28	1/	5/	vs WKU [Final 4]	W	90-65	Lexington, KY
03-30	1/	3/	vs USC [Final]	W	97-81	Lexington, KY

2025-26 TEXAS WOMEN'S BASKETBALL RECORD BOOK | YEAR-BY-YEAR RESULTS

1986-87



31-2 / 16-0 SWC [1st]  
 NCAA Final Four  
 Final Rank: 1st / 3rd [AP/Coaches]  
 SWC Tournament Champions  
 Coach: Jody Conradt

DATE	UT	OPP	OPPONENT	W/L	SCORE	SITE
<i>USC Classic</i>						
11-28	1	7	vs Long Beach State	W	100-86	Los Angeles, CA
11-29	1	5	at USC	W	89-69	Los Angeles, CA
12-01	1		at Idaho	W	87-44	Moscow, ID
<i>Dr. Pepper Classic</i>						
12-05	1		NOTRE DAME	W	84-59	Austin, TX
12-06	1	15	OHIO STATE	W	99-78	Austin, TX
12-09	1		at Louisiana-Monroe	W	85-60	Monroe, LA
12-14	1	3	TENNESSEE	L	78-85	Austin, TX
<i>Orange Bowl Classic</i>						
12-27	2		vs Temple	W	93-57	Miami, FL
12-28	2	15	vs Ohio State	W	97-63	Miami, FL
12-29	2	1	vs Tennessee	W	88-74	Miami, FL
01-03	2		RICE *	W	85-53	Austin, TX
01-06	1		at Arkansas *	W	59-56	Fayetteville, AR
01-10	1		at Baylor *	W	88-58	Waco, TX
01-14	1		at Texas A&M *	W	94-60	College Station, TX
01-17	1		SMU *	W	91-50	Austin, TX
01-19	1		at TCU *	W	99-67	Fort Worth, TX
01-21	1	19/	WKU	W	63-41	Austin, TX
01-24	1		TEXAS TECH *	W	74-52	Austin, TX
01-28	1		at Houston *	W	79-73	Houston, TX
01-31	1		at Rice *	W	96-63	Houston, TX
02-03	1		ARKANSAS *	W	91-65	Austin, TX
02-07	1		BAYLOR *	W	92-41	Austin, TX
02-10	1		TEXAS A&M *	W	96-50	Austin, TX
02-14	1		at SMU *	W	93-57	Dallas, TX
02-17	1		TCU *	W	110-65	Austin, TX
02-24	1		at Texas Tech *	W	74-52	Lubbock, TX
03-01	1		HOUSTON *	W	60-55	Austin, TX
<i>SWC Tournament</i>						
03-05	1		vs Texas Tech [Semifinal]	W	73-49	Dallas, TX
03-07	1		vs Arkansas [Final]	W	72-70	Dallas, TX
<i>NCAA Championship</i>						
03-15	1		SAINT JOSEPH'S [Rnd 32]	W	86-56	Austin, TX
03-19	1	12	vs James Madison [Sweet 16]	W	91-57	Fayetteville, NC
03-21	1	5	vs Rutgers [Elite 8]	W	85-77	Fayetteville, NC
03-27	1	3	LOUISIANA TECH [Final 4]	L	75-79	Austin, TX

1987-88



32-3 / 16-0 SWC [1st]  
 NCAA Elite 8 [Midwest Region]  
 Final Rank: 4th / 5th [AP/Coaches]  
 SWC Tournament Champions  
 Coach: Jody Conradt

DATE	UT	OPP	OPPONENT	W/L	SCORE	SITE
<i>Rainbow Wahine Classic</i>						
11-27	2		vs Northern Arizona	W	93-34	Honolulu, HI
11-28	2		vs Stephen F. Austin	W	94-71	Honolulu, HI
11-29	2		vs Penn State	W	91-70	Honolulu, HI
12-03	2	13	USC	W	79-62	Austin, TX
12-05	2		WESTERN MICHIGAN	W	108-50	Austin, TX
12-09	2	1	at Tennessee	W	97-78	Knoxville, TN
12-18	1	9	LONG BEACH STATE	W	99-85	Austin, TX
<i>Orange Bowl Classic</i>						
12-28	1	20/	vs Illinois	W	90-75	Miami, FL
12-29	1	8	vs Rutgers	W	86-75	Miami, FL
12-30	1	5	vs Iowa	L	65-75	Miami, FL
01-02	1	9	at Ohio State	L	58-88	Columbus, OH
01-05	5		at Arkansas *	W	89-70	Fayetteville, AR
01-08	5		LSU	W	76-61	Austin, TX
01-09	5		RICE *	W	85-60	Austin, TX
01-14	5	20	at Houston *	W	80-47	Houston, TX
01-16	5		at Texas Tech *	W	89-56	Lubbock, TX
01-22	5	6	OLE MISS	W	74-61	Austin, TX
01-25	5		TCU *	W	102-62	Austin, TX
01-27	5		at SMU *	W	72-56	Dallas, TX
01-30	5		at Texas A&M *	W	89-61	College Station, TX
02-02	5		BAYLOR *	W	98-52	Austin, TX
02-06	5		ARKANSAS *	W	84-54	Austin, TX
02-09	5		at Rice *	W	94-57	Houston, TX
02-13	5		HOUSTON *	W	93-69	Austin, TX
02-16	4		TEXAS TECH *	W	70-61	Austin, TX
02-20	4		at WKU	W	71-52	Bowling Green, KY
02-23	4		at TCU *	W	86-50	Fort Worth, TX
02-27	4		SMU *	W	75-52	Austin, TX
03-01	4		TEXAS A&M *	W	79-57	Austin, TX
03-05	4		at Baylor *	W	94-43	Waco, TX
<i>SWC Tournament</i>						
03-10	4		vs Texas A&M [Semifinal]	W	72-56	Dallas, TX
03-12	4		vs Texas Tech [Final]	W	88-61	Dallas, TX
<i>NCAA Championship</i>						
03-20	4		SOUTH CAROLINA [Rnd 32]	W	77-58	Austin, TX
03-24	4	13	STANFORD [Sweet 16]	W	79-58	Austin, TX
03-26	4	5	LOUISIANA TECH [Elite 8]	L OT	80-83	Austin, TX

## 2025-26 TEXAS WOMEN'S BASKETBALL RECORD BOOK | YEAR-BY-YEAR RESULTS

**1988-89**



**27-5 / 16-0 SWC [1st]**  
**NCAA Elite 8 [West Region]**  
**Final Rank: 6th / 6th [AP/Coaches]**  
**SWC Tournament Champions**  
**Coach: Jody Conratt**

DATE	UT	OPP	OPPONENT	WL	SCORE	SITE
<b>Boilermaker Classic</b>						
11-25	3/	16	vs Saint Joseph's	W	75-69	West Lafayette, IN
11-26	3		at Purdue	L	71-76	West Lafayette, IN
12-03	9	11	RUTGERS	W	78-66	Austin, TX
12-05	8	18	WASHINGTON	W	69-64	Austin, TX
12-10	8	16	at LSU	L	80-94	Baton Rouge, LA
12-12	10	6	at Ole Miss	L	67-88	Oxford, MS
12-28	13		at USC	L	81-83	Los Angeles, CA
12-31	13	7	at Long Beach State	W	87-83	Long Beach, CA
01-03	14		BAYLOR *	W	80-60	Austin, TX
01-07	14		ARKANSAS *	W	104-67	Austin, TX
01-10	14		at Rice *	W	92-65	Houston, TX
01-14	14		at Houston *	W	85-62	Houston, TX
01-17	11		TEXAS TECH *	W	95-49	Austin, TX
01-21	11		WKU	W	90-67	Austin, TX
01-24	10		at TCU *	W	88-68	Fort Worth, TX
01-28	10		SMU *	W	92-70	Austin, TX
01-31	11	2	TENNESSEE	W	69-67	Austin, TX
02-04	11		at Baylor *	W	88-50	Waco, TX
02-07	9		at Arkansas *	W	87-67	Fayetteville, AR
02-09	9		TEXAS A&M *	W	86-61	Austin, TX
02-11	9		RICE *	W	103-61	Austin, TX
02-14	8		HOUSTON *	W	86-72	Austin, TX
02-18	8		at Texas Tech *	W	78-61	Lubbock, TX
02-21	8		OLD DOMINION	W	99-78	Austin, TX
02-24	8		TCU *	W	100-62	Austin, TX
02-28	6		at SMU *	W	105-94	Dallas, TX
03-04	6		at Texas A&M *	W	78-70	College Station, TX
<b>SWC Tournament</b>						
03-09	6		vs Texas A&M [Semifinal]	W	74-59	Dallas, TX
03-11	6		vs Arkansas [Final]	W	101-99	Dallas, TX
<b>NCAA Championship</b>						
03-18	6		MONTANA [Rnd 32]	W	83-54	Austin, TX
03-23	6	16	UNLV [Sweet 16]	W	88-77	Austin, TX
03-25	6	5	MARYLAND [Elite 8]	L	71-79	Austin, TX

**1989-90**



**27-5 / 15-1 SWC [t-1st]**  
**NCAA Elite 8 [Midwest Region]**  
**Final Rank: 8th / 6th [AP/Coaches]**  
**SWC Tournament Champions**  
**Coach: Jody Conratt**

DATE	UT	OPP	OPPONENT	WL	SCORE	SITE
11-24	5	16	at Washington	L	65-75	Seattle, WA
11-27	11	8	PURDUE	W	89-61	Austin, TX
12-02	11	7	LONG BEACH STATE	W	80-77	Austin, TX
12-08	6	18	at Old Dominion	W	93-92	Norfolk, VA
12-11	6		at Rutgers	W	85-63	New Brunswick, NJ
12-14	6		OHIO STATE	W	82-52	Austin, TX
12-28	5		COLORADO	W	90-67	Austin, TX
01-02	4		TEXAS TECH *	W	81-46	Austin, TX
01-05	4		BAYLOR *	W	93-40	Austin, TX
01-09	4		at TCU *	W	83-51	Fort Worth, TX
01-11	4		at WKU	L	56-61	Bowling Green, KY
01-13	4		at SMU *	W	95-77	Dallas, TX
01-16	6		TEXAS A&M *	W	88-67	Austin, TX
01-20	6	3/	at Tennessee	L	70-76	Knoxville, TN
01-24	5		at Arkansas *	W	84-75	Fayetteville, AR
01-27	5		RICE *	W	81-44	Austin, TX
01-31	6		HOUSTON *	W	90-64	Austin, TX
02-04	6		USC	W	85-44	Austin, TX
02-07	6		at Baylor *	W	92-62	Waco, TX
02-09	6		at Rice *	W	103-48	Houston, TX
02-13	6		SMU *	W	105-70	Austin, TX
02-16	6		at Texas A&M *	W	95-70	College Station, TX
02-18	6		at Texas Tech *	W	82-67	Lubbock, TX
02-23	6	25	ARKANSAS *	L	77-82	Austin, TX
02-26	8		TCU *	W	91-51	Austin, TX
02-28	8		LOUISIANA-MONROE	W	91-61	Austin, TX
03-04	8		at Houston *	W	77-74	Houston, TX
<b>SWC Tournament</b>						
03-08	8		vs Houston [Semifinal]	W	101-58	Dallas, TX
03-10	8		vs Texas Tech [Final]	W	63-60	Dallas, TX
<b>NCAA Championship</b>						
03-18	8		OHIO STATE [Rnd 32]	W	95-66	Austin, TX
03-22	8	11	N.C. STATE [Sweet 16]	W	72-63	Austin, TX
03-24	8	1	LOUISIANA TECH [Elite 8]	L	57-71	Austin, TX

## 2025-26 TEXAS WOMEN'S BASKETBALL RECORD BOOK | YEAR-BY-YEAR RESULTS

**1990-91**



**21-9 / 14-2 SWC [2nd]**  
**NCAA First Round**  
**Final Rank: 16th / 25th [AP/Coaches]**  
**Coach: Jody Conratt**

DATE	UT	OPP	OPPONENT	WL	SCORE	SITE
11-23	7	12	at Long Beach State	L	74-80	Long Beach, CA
11-25	7	25	at USC	L	77-88	Los Angeles, CA
12-01	12	1	VIRGINIA	L	74-80	Austin, TX
12-05	20		WESTERN MICHIGAN	W	87-64	Austin, TX
12-09	20		at Colorado	W	93-64	Boulder, CO
12-15	21		DEPAUL	W	89-63	Austin, TX
12-19	21		MCNEESE STATE	W	105-48	Austin, TX
<b>Super Shootout</b>						
12-29	20	8	vs Stanford	L	66-82	Hilton Head, SC
12-30	20		vs Ohio State	W	98-73	Hilton Head, SC
01-03	22		TEXAS A&M *	W	72-59	Austin, TX
01-05	22		BAYLOR *	W	83-49	Austin, TX
01-08	20	14	at Arkansas *	L	61-76	Fayetteville, AR
01-11	20		at Rice *	W	71-61	Houston, TX
01-13	20		HOUSTON *	W	93-79	Austin, TX
01-16	19	5	UNLV	W	89-67	Austin, TX
01-23	18		at Texas Tech *	W	66-63	Lubbock, TX
01-26	18		at TCU *	W	84-58	Fort Worth, TX
01-30	17		SMU *	W	93-65	Austin, TX
02-02	17		at Texas A&M *	W	74-65	College Station, TX
02-05	15		at Baylor *	W	91-67	Waco, TX
02-09	15	11	ARKANSAS *	L	68-73	Austin, TX
02-13	16		RICE *	W	87-50	Austin, TX
02-16	16		at Houston *	W	68-64	Houston, TX
02-23	15	4	TENNESSEE	L	55-64	Austin, TX
02-26	14		TEXAS TECH *	W	77-53	Austin, TX
02-27	14		TCU *	W	77-40	Austin, TX
03-02	14		at SMU *	W	90-52	Dallas, TX
<b>SWC Tournament</b>						
03-06	14		vs Rice [Semifinal]	W	108-61	Dallas, TX
03-07	14		vs Texas Tech [Final]	L	61-63	Dallas, TX
<b>NCAA Championship</b>						
03-13	16	24	LAMAR [Rnd 48]	L	63-77	Austin, TX

**1991-92**



**21-10 / 11-3 SWC [2nd]**  
**NCAA Second Round**  
**Final Rank: 19th / 23rd [AP/Coaches]**  
**Coach: Jody Conratt**

DATE	UT	OPP	OPPONENT	WL	SCORE	SITE
11-23	12		MISSOURI STATE	W	76-64	Austin, TX
<b>TUP Desert Classic</b>						
11-29	10		vs George Washington	L	62-70	Las Vegas, NV
11-30	10	25	at UNLV	W	81-65	Las Vegas, NV
12-03	13		ARKANSAS STATE	W	76-50	Austin, TX
<b>Naimith Hall of Fame Classic</b>						
12-07	13	2	at Virginia	L	47-77	Charlottesville, VA
12-15	19	13	NORTHWESTERN	W	82-75	Austin, TX
12-19	19	3	vs Tennessee	L	72-86	Springfield, MA
12-28	22		NEW MEXICO STATE	W	104-67	Austin, TX
12-20	20		SAN FRANCISCO	W	79-69	Austin, TX
01-04	20	14	at Washington	L	64-72	Seattle, WA
01-08	21	16	at Houston *	L	65-73	Houston, TX
01-11	21		at Texas Tech *	L	65-78	Lubbock, TX
01-18			TCU *	W	76-41	Austin, TX
01-20			TEXAS A&M *	L	73-74	Austin, TX
01-22			at SMU *	W	83-81	Dallas, TX
01-25			RUTGERS	W	82-56	Austin, TX
01-30		8	PENN STATE	W OT	76-73	Austin, TX
02-01			BAYLOR *	W	83-55	Austin, TX
02-03			at Rice *	W	91-73	Houston, TX
02-08		14	HOUSTON *	W	80-70	Austin, TX
02-12		17	TEXAS TECH *	W	70-63	Austin, TX
02-15			at Texas A&M *	W	71-52	College Station, TX
02-19	25		at TCU *	W	87-55	Fort Worth, TX
02-22	25		SMU *	W	90-70	Austin, TX
02-25	24	2	at Tennessee	L	68-86	Knoxville, TN
03-04	22		at Baylor *	W	82-52	Waco, TX
03-08	22		RICE *	W	84-49	Austin, TX
<b>SWC Tournament</b>						
03-11	22		vs Baylor [Quarterfinal]	W	84-56	Dallas, TX
03-12	22	19	vs Houston [Semifinal]	W	70-60	Dallas, TX
03-14	22	14	vs Texas Tech [Final]	L	74-76	Dallas, TX
<b>NCAA Championship</b>						
03-22	19		UCLA [Rnd 32]	L	81-82	Austin, TX

## 2025-26 TEXAS WOMEN'S BASKETBALL RECORD BOOK | YEAR-BY-YEAR RESULTS

**1992-93**



**22-8 / 13-1 SWC [t-1st]**  
**NCAA Second Round**  
**Final Rank: 16th / 19th [AP/Coaches]**  
**Coach: Jody Conradt**

DATE	UT	OPP	OPPONENT	W/L	SCORE	SITE
12-01	10	23	at Penn State	L	76-85	State College, PA
12-05	10		ARIZONA	W	81-57	Austin, TX
12-13	14		CREIGHTON	W	86-69	Austin, TX
12-18	12		ORAL ROBERTS	W	109-68	Austin, TX
12-21	12	3	VANDERBILT	L	73-78	Austin, TX
<b>Bell Atlantic Tournament</b>						
12-27	11		vs Clemson	L	75-78	Piscataway, NJ
12-29	19		vs Maine	W	72-34	Piscataway, NJ
01-02	19		WASHINGTON STATE	W	76-51	Austin, TX
01-05	17	4	at Stanford	L	64-87	Palo Alto, CA
01-07	17		at Santa Clara	W	69-66	Santa Clara, CA
01-10	17		TCU *	W	82-59	Austin, TX
01-12	18		at SMU *	W	93-69	Dallas, TX
01-16	18		BAYLOR *	W	82-66	Austin, TX
01-20	16	12	at Texas Tech *	W	76-75	Lubbock, TX
01-23	16		UMKC	W	72-45	Austin, TX
01-27	13		at Houston *	W	70-66	Houston, TX
01-30	13		RICE *	W	74-61	Austin, TX
02-02	13	1	TENNESSEE	L	58-72	Austin, TX
02-06	13		at Texas A&M *	W	79-63	College Station, TX
02-09	15		SMU *	W	99-77	Austin, TX
02-13	15		at Baylor *	W	89-75	Waco, TX
02-17	13	9	TEXAS TECH *	L	67-77	Austin, TX
02-24	14		HOUSTON *	W	97-68	Austin, TX
02-27	14		at Rice *	W	76-53	Houston, TX
03-03	14		at TCU *	W	75-50	Fort Worth, TX
03-07	14		TEXAS A&M *	W	76-64	Austin, TX
<b>SWC Tournament</b>						
03-10	14		vs Rice [Quarterfinal]	W	87-61	Dallas, TX
03-11	14		vs SMU [Semifinal]	W	95-76	Dallas, TX
03-13	14	6/	vs Texas Tech [Final]	L	71-78	Dallas, TX
<b>NCAA Championship</b>						
03-20	16	14	LOUISIANA TECH [Rnd 32]	L	78-82	Austin, TX

**1993-94**



**22-9 / 10-4 SWC [3rd]**  
**NCAA Second Round**  
**Final Rank: 25th / 23rd [AP/Coaches]**  
**SWC Tournament Champions**  
**Coach: Jody Conradt**

DATE	UT	OPP	OPPONENT	W/L	SCORE	SITE
11-26		2	at Vanderbilt	L	71-93	Nashville, TN
11-30			OKLAHOMA	W	84-78	Austin, TX
<b>Central Fidelity Bank Classic</b>						
12-03		24	vs Maryland	L	68-78	Richmond, VA
12-04			at Richmond	W	99-77	Richmond, VA
12-14			LOYOLA MARYMOUNT	W	76-46	Austin, TX
12-17			BYU	W	95-82	Austin, TX
12-21			at Arizona	W	79-68	Tucson, AZ
12-30			CALIFORNIA	W	96-80	Austin, TX
01-02			NEW MEXICO STATE	W	90-75	Austin, TX
01-05			MARQUETTE	W	98-86	Austin, TX
01-08			SANTA CLARA	L	78-85	Austin, TX
01-11			at Texas A&M *	L	74-75	College Station, TX
01-15			at SMU *	W	76-71	Dallas, TX
01-19			BAYLOR *	W	84-73	Austin, TX
01-22		4	TEXAS TECH *	W	66-65	Austin, TX
01-25		1	at Tennessee	L	60-94	Knoxville, TN
01-29			HOUSTON *	W	100-76	Austin, TX
02-02			at Rice *	W	77-70	Houston, TX
02-05			at TCU *	W	85-56	Fort Worth, TX
02-09		25	TEXAS A&M *	W	81-69	Austin, TX
02-12			SMU *	L	73-74	Austin, TX
02-16			at Baylor *	L	75-81	Waco, TX
02-19		7	at Texas Tech *	L	61-78	Lubbock, TX
02-26			at Houston *	W	89-74	Houston, TX
03-02			RICE *	W	77-63	Austin, TX
03-06			TCU *	W	99-70	Austin, TX
<b>SWC Tournament</b>						
03-09			vs Rice [Quarterfinal]	W	102-57	Dallas, TX
03-11			vs Texas A&M [Semifinal]	W	80-75	Dallas, TX
03-12		6	vs Texas Tech [Final]	W	71-69	Dallas, TX
<b>NCAA Championship</b>						
03-16	25		OKLAHOMA STATE [Rnd 64]	W	75-67	Austin, TX
03-19	25	14	at Seton Hall [Rnd 32]	L	66-71	South Orange, NJ

1994-95



12-16 / 7-7 SWC [t-4th]

Coach: Jody Conratt

DATE	UT	OPP	OPPONENT	W/L	SCORE	SITE
11-25	19/		at California	L	82-95	Berkeley, CA
11-27	19		at Sacramento State	L	85-88	Sacramento, CA
12-03			NORTH TEXAS	W	94-55	Austin, TX
12-07			at Oklahoma	L	85-95	Norman, OK
12-10			OLD DOMINION	L	70-73	Austin, TX
12-21			VERMONT	W	81-57	Austin, TX
12-28			TENNESSEE	L	54-66	Austin, TX
12-31			ALCORN STATE	W	82-68	Austin, TX
01-04			at Utah	L	65-80	Salt Lake City, UT
01-06			at BYU	W	74-60	Provo, UT
01-10			TCU *	W	89-49	Austin, TX
01-14			at Texas A&M *	L	61-75	College Station, TX
01-18			SMU *	W	74-50	Austin, TX
01-21			BAYLOR *	W	69-46	Austin, TX
01-25			FLORIDA	L OT	71-82	Austin, TX
01-28			at Texas Tech *	L	40-84	Lubbock, TX
02-02			at Houston *	L	67-82	Houston, TX
02-04			RICE *	W	54-49	Austin, TX
02-28			at TCU *	W	109-44	Fort Worth, TX
02-11			TEXAS A&M *	L	79-86	Austin, TX
02-13			GEORGIA	L	75-80	Austin, TX
02-15			at SMU *	L	74-82	Dallas, TX
02-18			at Baylor *	W	83-78	Waco, TX
02-25			TEXAS TECH *	L	70-80	Austin, TX
03-01			HOUSTON *	W	74-53	Austin, TX
03-04			at Rice *	L	47-67	Houston, TX
<b>SWC Tournament</b>						
03-08			vs Texas A&M [Quarterfinal]	W	78-63	Dallas, TX
03-10			vs SMU [Semifinal]	L	65-81	Dallas, TX

1995-96



21-9 / 13-1 SWC [t-1st]

NCAA Second Round

Final Rank: rv / 24th [AP/Coaches]

Coach: Jody Conratt

DATE	UT	OPP	OPPONENT	W/L	SCORE	SITE
11-25			SAN DIEGO STATE	W	69-58	Austin, TX
11-28			at Florida	L OT	64-67	Gainesville, FL
12-04			LAMAR	W	87-58	Austin, TX
12-10		2	at Tennessee	L	67-83	Knoxville, TN
12-20		4	VANDERBILT	L	57-61	Austin, TX
12-28			UTAH	W	60-56	Austin, TX
12-30		4	STANFORD	L	68-72	Austin, TX
01-03			at VCU	W	75-65	Richmond, VA
01-05		19	at Old Dominion	L	61-98	Norfolk, VA
01-10			at Rice *	W	74-72	Houston, TX
01-13			at TCU *	W	96-33	Fort Worth, TX
01-17			TEXAS A&M *	W	87-66	Austin, TX
01-20			SMU *	W	84-83	Austin, TX
01-22			SACRAMENTO STATE	W	90-73	Austin, TX
01-24			at Baylor *	W	82-71	Waco, TX
01-27		8	at Texas Tech *	L	62-68	Lubbock, TX
01-31		1	at Georgia	L	68-93	Athens, GA
02-03			HOUSTON *	W	82-68	Austin, TX
02-07			RICE *	W	89-75	Austin, TX
02-10			TCU *	W	115-82	Austin, TX
02-14			at Texas A&M *	W	80-78	College Station, TX
02-17			at SMU *	W	79-77	Dallas, TX
02-21			BAYLOR *	W	65-53	Austin, TX
02-24		6	TEXAS TECH *	W	76-60	Austin, TX
02-28		25	ORAL ROBERTS	W	75-56	Austin, TX
03-02		25	at Houston *	W	90-67	Houston, TX
<b>SWC Tournament</b>						
03-06		24	vs TCU [Semifinal]	W	109-78	Dallas, TX
03-08		24	vs Texas A&M [Final]	L	61-75	Dallas, TX
<b>NCAA Championship</b>						
03-16			vs Missouri State [Rnd 64]	W	73-55	Lawrence, KS
03-18		20	at Kansas [Rnd 32]	L	70-77	Lawrence, KS

## 2025-26 TEXAS WOMEN'S BASKETBALL RECORD BOOK | YEAR-BY-YEAR RESULTS

**1996-97**



**22-8 / 12-4 Big 12 [t-2nd]**  
**NCAA Second Round**  
**Final Rank: 14th / 18th [AP/Coaches]**  
**Coach: Jody Conradt**

DATE	UT	OPP	OPPONENT	W/L	SCORE	SITE
11-22	21		at Detroit Mercy	W	66-54	Detroit, MI
11-23	21		at Michigan State	W	82-72	East Lansing, MI
11-26	21	19	FLORIDA	W 2OT	97-84	Austin, TX
12-02	19		WASHINGTON	W	77-64	Austin, TX
12-18	13		VCU	W	79-58	Austin, TX
12-21	13	5	TENNESSEE	L OT	65-68	Austin, TX
<b>MCI/First American Classic</b>						
12-28	12		vs Seton Hall	W	83-77	Nashville, TN
12-29	12	14	at Vanderbilt	L	65-67	Nashville, TN
01-04	14/		at Oklahoma State *	W	83-70	Stillwater, OK
01-07	12		OKLAHOMA *	W	87-69	Austin, TX
01-11	12		at Kansas State *	L	67-68	Manhattan, KS
01-15	16		TEXAS A&M *	W	100-63	Austin, TX
01-18	16	11	KANSAS *	W	82-72	Austin, TX
01-22	12		at Oklahoma *	W	76-58	Norman, OK
01-25	12		at Missouri *	W	84-77	Columbia, MO
01-27	10		SAM HOUSTON STATE	W	79-58	Austin, TX
01-29	10		BAYLOR *	W	79-61	Austin, TX
02-01	10	17	vs Clemson	W	68-53	Boulder, CO
02-05	8	14/	at Texas Tech *	L	73-96	Lubbock, TX
02-08	8		OKLAHOMA STATE *	W	70-63	Austin, TX
02-12	11		at Baylor *	W OT	82-71	Waco, TX
02-17	9		NEBRASKA *	W OT	71-70	Austin, TX
02-19	9		at Iowa State *	L	56-74	Ames, IA
02-22	9	16	TEXAS TECH *	W	72-61	Austin, TX
02-26	12		COLORADO *	L	56-60	Austin, TX
03-01	12		at Texas A&M *	W	79-58	College Station, TX
<b>Big 12 Championship</b>						
03-05	12		vs Nebraska [Quarterfinal]	W	74-68	Kansas City, MO
03-06	12		vs Colorado [Semifinal]	L	50-64	Kansas City, MO
<b>NCAA Championship</b>						
03-15	14		TEXAS STATE [Rnd 64]	W	66-38	Austin, TX
03-17	14	15	NOTRE DAME [Rnd 32]	L	83-86	Austin, TX

**1997-98**



**12-15 / 7-9 Big 12 [7th]**  
**Coach: Jody Conradt**

DATE	UT	OPP	OPPONENT	W/L	SCORE	SITE
11-19	25		NORTH TEXAS	W	88-67	Austin, TX
<b>Reebok Classic</b>						
11-23	25		vs Boston College	L	68-82	Boston, MA
11-25		5	at Florida	L	51-64	Gainesville, FL
11-29			MICHIGAN STATE	L OT	78-80	Austin, TX
12-03		1	at Tennessee	L	64-98	Knoxville, TN
12-13			CENTRAL FLORIDA	W	103-71	Austin, TX
12-18			NORTHWESTERN	W	89-86	Austin, TX
12-20			DETROIT MERCY	W	77-52	Austin, TX
12-29		8	at Washington	L	72-78	Seattle, WA
01-03			at Oklahoma State *	L	61-82	Stillwater, OK
01-07			OKLAHOMA *	W	78-44	Austin, TX
01-10		5	TEXAS TECH *	L	59-82	Austin, TX
01-13			at Kansas *	L	71-76	Lawrence, KS
01-17			at Oklahoma *	L	84-97	Norman, OK
01-20			MISSOURI *	W	53-44	Austin, TX
01-24			GEORGETOWN	W	61-59	Austin, TX
01-28		23	at Nebraska *	L	75-87	Lincoln, NE
02-01		24/	IOWA STATE *	W	74-67	Austin, TX
02-04		7	at Texas Tech *	L	59-79	Lubbock, TX
02-07			TEXAS A&M *	W	79-66	Austin, TX
02-11			KANSAS STATE *	W	73-57	Austin, TX
02-14			at Baylor *	L	63-67	Waco, TX
02-18			at Texas A&M *	L	68-86	College Station, TX
02-21			BAYLOR *	W	99-59	Austin, TX
02-25			OKLAHOMA STATE *	L	66-69	Austin, TX
02-28			at Colorado *	W	75-71	Boulder, CO
<b>Big 12 Championship</b>						
03-03			vs Texas A&M [First Rnd]	L	74-98	Kansas City, MO

1998-99



16-12 / 10-6 Big 12 [4th]  
 NCAA First Round  
 Coach: Jody Conradt

DATE	UT	OPP	OPPONENT	WL	SCORE	SITE
11-18			at Houston	L	52-61	Houston, TX
11-21			at Georgetown	W	78-76	Washington, DC
11-24		11	RUTGERS	L	59-66	Austin, TX
11-28		3	TENNESSEE	L	65-86	Austin, TX
12-02			at Arizona State	W	77-75	Tempe, AZ
12-12			TEXAS STATE	W	91-55	Austin, TX
12-16			LAMAR	W	84-41	Austin, TX
12-19		8	UCLA	L	74-81	Austin, TX
12-21			CENTRAL FLORIDA	W	81-52	Austin, TX
12-30			FORDHAM	W	80-52	Austin, TX
01-02			COLORADO *	W	83-65	Austin, TX
01-05		16	at Iowa State *	L	68-71	Ames, IA
01-09		20	NEBRASKA *	W	80-75	Austin, TX
01-13			at Baylor *	L	63-82	Waco, TX
01-16			at Kansas State *	L	68-78	Manhattan, KS
01-20			OKLAHOMA STATE *	W	75-53	Austin, TX
01-23			OKLAHOMA *	W	81-73	Austin, TX
01-27		24	KANSAS *	L	54-56	Austin, TX
01-30			at Texas A&M *	W	78-74	College Station, TX
02-03			at Oklahoma *	L	69-71	Norman, OK
02-06		10	TEXAS TECH *	W	74-70	Austin, TX
02-13			at Oklahoma State *	W	75-55	Stillwater, OK
02-16			at Missouri *	W	64-59	Columbia, MO
02-20			TEXAS A&M *	W	65-56	Austin, TX
02-24			BAYLOR *	W	77-62	Austin, TX
02-27		11	at Texas Tech *	L	56-76	Lubbock, TX
<b>Big 12 Championship</b>						
03-03			vs Nebraska [Quarterfinal]	L	55-60	Kansas City, MO
<b>NCAA Championship</b>						
03-13			vs Auburn [Rnd 64]	L	61-69	Blacksburg, VA

1999-00



21-13 / 9-7 Big 12 [6th]  
 NCAA First Round  
 Coach: Jody Conradt

DATE	UT	OPP	OPPONENT	WL	SCORE	SITE
11-20			NICHOLLS STATE	W	74-60	Austin, TX
11-23		4	at UCLA	L	77-84	Los Angeles, CA
<b>Rainbow Wahine Classic</b>						
11-26			vs Long Beach State	W	75-44	Honolulu, HI
11-27			vs Virginia	W	78-73	Honolulu, HI
11-28			at Hawaii	L	74-78	Honolulu, HI
12-01			TEXAS STATE	W	81-52	Austin, TX
12-04		10	ILLINOIS	W	87-84	Austin, TX
12-07			HOUSTON	W	85-61	Austin, TX
12-16		25	at Fordham	W	83-57	Bronx, NY
12-18		25 16	at Rutgers	L	64-68	New Brunswick, NJ
12-21		25	ARIZONA STATE	W	76-63	Austin, TX
12-30		25 2	at Tennessee	L	76-106	Knoxville, TN
01-05			KANSAS STATE *	W	80-58	Austin, TX
01-08			at Nebraska *	W	72-68	Lincoln, NE
01-12			at Oklahoma State *	L	69-71	Stillwater, OK
01-15			MISSOURI *	W	80-64	Austin, TX
01-19		25	OKLAHOMA *	L	73-76	Austin, TX
<b>Big 12/ACC Challenge</b>						
01-23		6	NORTH CAROLINA ST	W	81-77	Austin, TX
01-26			OKLAHOMA STATE *	W	74-44	Austin, TX
01-29			at Baylor *	W	83-61	Waco, TX
02-03		9	at Texas Tech *	L	44-73	Lubbock, TX
02-05			TEXAS A&M *	W	82-54	Austin, TX
02-10		23	at Kansas *	L	52-64	Lawrence, KS
02-12			BAYLOR *	W	97-58	Austin, TX
02-16		18	at Oklahoma *	W	77-70	Norman, OK
02-19			at Colorado *	L	75-79	Boulder, CO
02-23		7	TEXAS TECH *	L 2OT	85-91	Austin, TX
02-26			at Texas A&M *	W	76-67	College Station, TX
03-01		11	IOWA STATE *	L	66-79	Austin, TX
<b>Big 12 Championship</b>						
03-07			vs Texas A&M [First Rnd]	W	83-72	Kansas City, MO
03-08		18	vs Oklahoma [Quarterfinal]	W	71-68	Kansas City, MO
03-09		6	vs Texas Tech [Semifinal]	W	68-50	Kansas City, MO
03-11		10	vs Iowa State [Final]	L	65-75	Kansas City, MO
<b>NCAA Championship</b>						
03-17			vs Saint Joseph's [Rnd 64]	L	48-69	Piscataway, NJ

## 2025-26 TEXAS WOMEN'S BASKETBALL RECORD BOOK | YEAR-BY-YEAR RESULTS

**2000-01**



**20-13 / 7-9 Big 12 [7th]**  
**NCAA First Round**  
**Coach: Jody Conratt**

DATE	UT	OPP	OPPONENT	W/L	SCORE	SITE
<b>Preseason WNIT</b>						
11-10			WICHITA STATE	W	72-47	Austin, TX
11-12			TULANE	W	71-47	Austin, TX
11-19	4	at	Purdue	L	49-71	West Lafayette, IN
11-20	13	vs	Virginia	W 2OT	56-55	West Lafayette, IN
<b>Torneo Cancun de Basquetbol</b>						
11-25		vs	Louisville	W	73-59	Cancun, Mexico
11-26		vs	Denver	W	78-74	Cancun, Mexico
11-29			SAM HOUSTON STATE	W	98-51	Austin, TX
12-02			DENVER	W	96-60	Austin, TX
12-05	25	at	Illinois	W	70-54	Champaign, IL
12-09	25	10	OREGON	W	82-58	Austin, TX
12-16	16		CENTENARY	W	135-37	Austin, TX
12-20	15		TEXAS STATE	W	82-47	Austin, TX
12-22	15	2	TENNESSEE	L	59-67	Austin, TX
12-28	15		at TCU	W	70-49	Fort Worth, TX
01-03	13		TEXAS A&M *	W	62-49	Austin, TX
01-06	13		at Missouri *	L	52-68	Columbia, MO
01-10	14	17	at Oklahoma *	L	75-85	Norman, OK
01-13	14		OKLAHOMA STATE *	W	64-43	Austin, TX
01-17	17		at Kansas State *	L	63-72	Manhattan, KS
01-20	17		NEBRASKA *	W	62-48	Austin, TX
01-27	17		at Baylor *	L	51-73	Waco, TX
01-31	21	23	COLORADO *	W	65-62	Austin, TX
02-03	21		KANSAS *	L	60-70	Austin, TX
02-07	21		at Texas A&M *	W	69-41	College Station, TX
02-10	21	11	at Texas Tech *	W	63-57	Lubbock, TX
02-14	18		BAYLOR *	L	75-80	Austin, TX
02-17	18		at Oklahoma State *	W OT	73-69	Stillwater, OK
02-20	22	10	at Iowa State *	L	47-87	Ames, IA
02-24	22	13	TEXAS TECH *	L	60-76	Austin, TX
02-28	7		OKLAHOMA *	L	54-65	Austin, TX
<b>Big 12 Championship</b>						
03-06			vs Nebraska [First Rnd]	W	77-60	Kansas City, MO
03-07		12	vs Texas Tech [Quarterfinal]	L	58-71	Kansas City, MO
<b>NCAA Championship</b>						
03-16			vs St. Mary's [CA] [Rnd 64]	L	64-68	Knoxville, TN

**2001-02**



**22-10 / 10-6 Big 12 [5th]**  
**NCAA Regional Semifinals – Sweet 16**  
**Final Rank: 14th / 13th [AP/Coaches]**  
**Coach: Jody Conratt**

DATE	UT	OPP	OPPONENT	W/L	SCORE	SITE
11-20			BYU	W	90-74	Austin, TX
<b>Paradise Jam</b>						
11-24		23	vs Wisconsin	W	75-70	St. Thomas, VI
11-25			vs USC	W	66-64	St. Thomas, VI
11-29	21	15	LSU	W	65-63	Austin, TX
12-04	17		TEXAS STATE	W	83-52	Austin, TX
12-06	17		NEW MEXICO	W	71-58	Austin, TX
<b>Orange Bowl Classic</b>						
12-09	17		vs Miami [FL]	L	55-57	Miami, FL
12-15	19		LAMAR	W	80-47	Austin, TX
12-21	19	24	PENN STATE	L	65-67	Austin, TX
12-29	22		OHIO	W	87-66	Austin, TX
01-02	21		at Nebraska *	W	61-54	Lincoln, NE
01-06	21	16	at Colorado *	W	70-68	Boulder, CO
01-09	16	6	IOWA STATE *	W	66-65	Austin, TX
01-13	16	10	TEXAS TECH *	W 2OT	87-83	Austin, TX
01-16	12		at Oklahoma State *	W	77-64	Stillwater, OK
01-19	12	3	at Oklahoma *	L	69-89	Norman, OK
01-22	13		MISSOURI *	W	73-51	Austin, TX
01-26	13	15	BAYLOR *	L	70-80	Austin, TX
01-30	14	9	KANSAS STATE *	L OT	76-80	Austin, TX
02-02	14		at Texas A&M *	L	65-70	College Station, TX
02-06	17	15	at Texas Tech *	L	49-61	Lubbock, TX
02-09	17		OKLAHOMA STATE *	W	90-56	Austin, TX
02-12	18	3	at Tennessee	W	69-66	Knoxville, TN
02-16	18	11	at Baylor *	L	69-76	Waco, TX
02-19	15	3	OKLAHOMA *	W OT	68-62	Austin, TX
02-23	15		TEXAS A&M *	W	91-63	Austin, TX
02-26	13		at Kansas *	W	61-46	Lawrence, KS
<b>Big 12 Championship</b>						
03-05	12		vs Kansas [First Rnd]	W	63-61	Kansas City, MO
03-06	12	13	vs Kansas State [Quarterfinal]	L	63-79	Kansas City, MO
<b>NCAA Championship</b>						
03-15	14		GREEN BAY [Rnd 64]	W	60-55	Austin, TX
03-17	14		UC SANTA BARBARA [Rnd 32]	W	76-60	Austin, TX
03-23	14	3	vs Duke [Sweet 16]	L	46-62	Raleigh, NC

## 2025-26 TEXAS WOMEN'S BASKETBALL RECORD BOOK | YEAR-BY-YEAR RESULTS

**2002-03**



**29-6 / 15-1 Big 12 [1st]**  
**NCAA Final Four**  
**Final Rank: 5th / 3rd [AP/Coaches]**  
**Big 12 Tournament Champions**  
**Coach: Jody Conradt**

DATE	UT	OPP	OPPONENT	W/L	SCORE	SITE
11-22	11/11		at BYU	L	63-79	Provo, UT
11-26	16/16		McNEESE STATE	W	90-25	Austin, TX
12-04	17/16		TEXAS STATE	W	98-36	Austin, TX
12-07	17/16		at New Mexico	L	70-77	Albuquerque, NM
12-10	23/21		TCU	W	86-54	Austin, TX
12-15	23/21		SOUTHEASTERN LOUISIANA	W	106-42	Austin, TX
12-18	22/21		UT ARLINGTON	W	73-44	Austin, TX
12-21	22/21	4/5	TENNESSEE	W	63-62	Austin, TX
12-28	8/15	2/3	at LSU	L	58-76	Baton Rouge, LA
01-02	17/18		TEXAS A&M-CORPUS CHRISTI	W	64-37	Austin, TX
<b>Big 12/Big Ten Challenge</b>						
01-05	17/18		at Ohio State	L	66-70	Columbus, OH
01-08	17/20		OKLAHOMA STATE *	W	77-44	Austin, TX
01-11	20/20		at Missouri *	W	70-59	Columbia, MO
01-15	20/18		at Texas A&M *	W	74-47	College Station, TX
01-18	20/18		BAYLOR *	W	70-50	Austin, TX
01-22	17/16	7/7	TEXAS TECH *	W	69-58	Austin, TX
01-25	17/16	3/3	at Kansas State *	L	69-71	Manhattan, KS
01-29	11/13	19/18	at Oklahoma *	W	60-54	Norman, OK
02-02	11/13		TEXAS A&M *	W	76-50	Austin, TX
02-08	11/12		KANSAS *	W	89-47	Austin, TX
02-12	11/11		at Oklahoma State *	W	72-70	Stillwater, OK
02-15	11/11		at Iowa State *	W	65-55	Ames, IA
02-19	11/11		COLORADO *	W	75-55	Austin, TX
02-22	10/11		NEBRASKA *	W	86-54	Austin, TX
02-26	10/10		at Baylor *	W	79-57	Waco, TX
03-02	10/10	8/8	at Texas Tech *	W	70-67	Lubbock, TX
03-05	5/7		OKLAHOMA *	W	78-66	Austin, TX
<b>Big 12 Championship</b>						
03-12	5/7		vs Kansas [Quarterfinal]	W	87-56	Dallas, TX
03-13	5/7		vs Colorado [Semifinal]	W	62-47	Dallas, TX
03-15	5/7	8/9	vs Texas Tech [Final]	W	67-57	Dallas, TX
<b>NCAA Championship</b>						
03-23	5/5		vs Hampton [Rnd 64]	W	90-46	Cincinnati, OH
03-25	5/5		vs Arkansas [Rnd 32]	W	67-50	Cincinnati, OH
03-30	5/5	17/18	vs Minnesota [Rnd 16]	W	73-60	Palo Alto, CA
04-01	5/5	3/3	vs LSU [Elite 8]	W	78-60	Palo Alto, CA
04-06	5/5	1/2	vs UConn [Final 4]	L	69-71	Atlanta, GA

**2003-04**



**30-5 / 14-2 Big 12 [t-1st]**  
**NCAA Regional Semifinals – Sweet 16**  
**Final Rank: 4th / 10th [AP/Coaches]**  
**Coach: Jody Conradt**

DATE	UT	OPP	OPPONENT	W/L	SCORE	SITE
<b>State Farm Tip-Off Classic</b>						
11-16	3/3	2/2	vs Duke	W	85-77	West Lafayette, IN
<b>Jimmy V Classic</b>						
11-23	2/2		at N.C. State	W	69-56	Releigh, NC
11-25	2/2		at UCLA	W	89-58	Austin, TX
<b>Rainbow Wahine Classic</b>						
11-28	2/2		vs Navy	W	97-46	Honolulu, HI
11-29	2/2		vs Virginia	W	74-54	Honolulu, HI
11-30	2/2		vs Montana	W	85-46	Honolulu, HI
12-03	2/2		TEXAS STATE	W	88-27	Austin, TX
12-07	2/2	8/8	at Penn State	L	59-79	State College, PA
12-14	5/6		NORTH TEXAS	W	91-50	Austin, TX
12-17	5/5		TEXAS-PAN AMERICAN	W	90-25	Austin, TX
12-20	5/5	10/9	GEORGIA	W	71-58	Austin, TX
12-28	5/5	2/2	at Tennessee	W	70-60	Knoxville, TN
01-03	3/3		NEW MEXICO	W	92-47	Austin, TX
01-07	3/3		at Kansas *	W	73-54	Lawrence, KS
01-10	3/3	15/16	OKLAHOMA *	W	63-58	Austin, TX
01-14	3/3	24/-	at Baylor *	L	64-78	Waco, TX
01-17	3/3		IOWA STATE *	W	67-45	Austin, TX
01-21	3/5		OKLAHOMA STATE *	W	67-45	Austin, TX
01-25	3/5		at Texas A&M *	W	64-62	College Station, TX
01-28	3/4	25/-	at Nebraska *	W	82-59	Lincoln, NE
02-01	3/4	7/7	TEXAS TECH *	W	82-73	Austin, TX
02-03	3/4		MISSOURI *	W	89-55	Austin, TX
02-07	3/4		at Oklahoma State *	W	75-52	Stillwater, OK
02-11	1/2		TEXAS A&M *	W	66-55	Austin, TX
02-14	1/2	12/12	at Colorado *	W	51-45	Boulder, CO
02-22	1/2	9/9	at Texas Tech *	L	49-62	Lubbock, TX
02-25	5/5	16/21	BAYLOR *	W 2OT	73-72	Austin, TX
02-29	5/5	9/8	KANSAS STATE *	W	65-63	Austin, TX
03-02	3/4	17/19	at Oklahoma *	W	57-54	Norman, OK
<b>Big 12 Championship</b>						
03-10	2/		vs Iowa State [Quarterfinal]	W	64-54	Dallas, TX
03-11	2/	14/	vs Baylor [Semifinal]	W	63-59	Dallas, TX
03-13	2/	19/	vs Oklahoma [Final]	L	47-66	Dallas, TX
<b>NCAA Championship</b>						
03-21	4/		SOUTHERN [Rnd 64]	W	92-57	Austin, TX
03-23	4/	23/	MICHIGAN STATE [Rnd 32]	W	80-61	Austin, TX
03-27	4/	19/	vs LSU [Sweet 16]	L	55-71	Seattle, WA

## 2025-26 TEXAS WOMEN'S BASKETBALL RECORD BOOK | YEAR-BY-YEAR RESULTS

**2004-05**



**22-9 / 13-3 Big 12 [2nd]**  
**NCAA Second Round**  
**Final Rank: 13th / 17th [AP/Coaches]**  
**Coach: Jody Conratt**

DATE	UT	OPP	OPPONENT	WL	SCORE	SITE
<b>State Farm Tip-Off Classic</b>						
11-14	2/3	21/21	PENN STATE	W	84-69	Austin, TX
11-21	2/3	5/5	at Georgia	L	64-78	Athens, GA
11-25	4/4	1/1	TENNESSEE	W	74-59	Austin, TX
11-28	4/4		at UCLA	L	60-63	Los Angeles, CA
12-01	7/7		MCNEESE STATE	W	80-26	Austin, TX
12-04	4/7		at New Mexico	W	73-56	Albuquerque, NM
12-16	4/4		at North Texas	W	79-54	Denton, TX
12-21	4/4		UT ARLINGTON	W	69-24	Austin, TX
12-28	4/3		SAM HOUSTON STATE	W	83-33	Austin, TX
01-02	4/3	24/-	RUTGERS	L	47-51	Austin, TX
01-05	7/7		KANSAS *	W	66-51	Austin, TX
01-08	7/7	3/5	at Baylor *	L	60-63	Waco, TX
01-12	12/11	13/13	at Texas Tech *	L	62-79	Lubbock, TX
01-15	12/11		OKLAHOMA STATE *	W	63-42	Austin, TX
01-17	15/16	16/12	at UConn	L	57-73	Storrs, CT
01-22	15/16	4/5	BAYLOR *	W	69-55	Austin, TX
01-26	15/15		at Oklahoma *	W OT	83-71	Norman, OK
01-29	15/15		at Missouri *	W	71-52	Columbia, MO
02-02	13/14		TEXAS A&M *	W	77-62	Austin, TX
02-05	13/14	18/18	at Iowa State *	L	69-73	Ames, IA
02-09	17/13		NEBRASKA *	W	83-53	Austin, TX
02-13	17/13	13/12	TEXAS TECH *	W	64-43	Austin, TX
02-16	13/13	18/17	at Kansas State *	W	64-60	Manhattan, KS
02-19	13/13		at Oklahoma State *	W	79-46	Stillwater, OK
02-23	13/13		COLORADO *	W	83-40	Austin, TX
02-26	13/13		OKLAHOMA *	W	72-36	Austin, TX
03-02	11/12		at Texas A&M *	W	69-57	College Station, TX
<b>Big 12 Championship</b>						
03-09	11/10		vs Oklahoma [Quarterfinal]	W	65-59	Dallas, TX
03-10	11/10	17/17	vs Kansas State [Semifinal]	L	69-72	Dallas, TX
<b>NCAA Championship</b>						
03-19	13/11		vs Oral Roberts [Rnd 64]	W	64-47	Dallas, TX
03-21	13/11	20/20	vs Georgia [Rnd 32]	L	68-70	Dallas, TX

**2005-06**



**13-15 / 7-9 Big 12 [t-8th]**  
**Coach: Jody Conratt**

DATE	UT	OPP	OPPONENT	WL	SCORE	SITE
11-18	12/12		NEW MEXICO	L	68-76	Austin, TX
11-21	18/12		SAM HOUSTON STATE	W	83-33	Austin, TX
<b>Junkanoo Jam</b>						
11-25	18/18		vs South Carolina	W	59-55	Freeport, Bahamas
11-26	18/18		vs George Washington	W	59-54	Freeport, Bahamas
12-01	16/18	2/1	at Tennessee	L	61-102	Knoxville, TN
12-04	16/18		DUKE	L	70-84	Austin, TX
12-08	19/21		STEPHEN F. AUSTIN	W	77-56	Austin, TX
12-18	19/22		NORTH TEXAS	W	69-49	Austin, TX
12-21	20/23		TEXAS A&M-CORPUS CHRISTI	W	77-65	Austin, TX
12-30	19/23	9/9	at Rutgers	L	49-63	Piscataway, NJ
01-03	23/24		at Kansas *	L	61-70	Lawrence, KS
01-07	23/24	4/4	at Baylor *	L	48-61	Waco, TX
01-11			IOWA STATE *	W	80-50	Austin, TX
01-14		24/-	MISSOURI *	W	63-54	Austin, TX
01-18			at Nebraska *	W	70-62	Lincoln, NE
01-22			KANSAS STATE *	W OT	71-70	Austin, TX
01-25		13/14	at Oklahoma *	L	57-75	Norman, OK
01-28			OKLAHOMA STATE *	W	60-46	Austin, TX
02-01			at Texas Tech *	L	63-84	Lubbock, TX
02-04			at Colorado *	W	69-64	Boulder, CO
02-08		24/25	TEXAS A&M *	L	53-73	Austin, TX
02-12		4/3	UCONN	L	58-71	Austin, TX
02-15		9/9	OKLAHOMA *	L	54-61	Austin, TX
02-18			at Oklahoma State *	W	61-56	Stillwater, OK
02-22		25/-	at Texas A&M *	L	67-79	College Station, TX
02-26			TEXAS TECH *	L	46-58	Austin, TX
03-01		10/10	BAYLOR *	L	64-72	Austin, TX
<b>Big 12 Championship</b>						
03-07			vs Iowa State [First Rnd]	L	68-72	Dallas, TX

## 2025-26 TEXAS WOMEN'S BASKETBALL RECORD BOOK | YEAR-BY-YEAR RESULTS

**2006-07**



**18-14 / 6-10 Big 12 [t-7th]**

**Coach: Jody Conradt**

DATE	UT	OPP	OPPONENT	WL	SCORE	SITE
<b>Basketball Travelers Classic</b>						
11-12	25/-		UMES	W	78-55	Austin, TX
11-13	25/-		LOUISIANA-LAFAYETTE	W	69-59	Austin, TX
11-14	25/-		TEXAS STATE	W	74-55	Austin, TX
11-17	25/-	23/-	at New Mexico	L	60-63	Albuquerque, NM
11-20	25/-		SAM HOUSTON STATE	W	84-56	Austin, TX
11-25	22/-		ORAL ROBERTS	W	79-40	Austin, TX
11-30	22/25		SOUTHERN	W	71-23	Austin, TX
12-06	22/22		TEXAS-PAN AMERICAN	W	75-44	Austin, TX
12-10	22/22	4/4	at Duke	L	52-80	Durham, NC
12-17	23/24	5/5	TENNESSEE	L	46-67	Austin, TX
12-21			TEXAS A&M-CORPUS CHRISTI	W	73-68	Austin, TX
<b>Surf n' Slam Hoop Classic</b>						
12-28			vs Oregon State	W	65-64	San Diego, CA
12-30			at San Diego	W	73-45	San Diego, CA
01-03			NEBRASKA *	L	75-79	Austin, TX
01-07		10/11	PURDUE	W	64-61	Austin, TX
01-10	23/-		at Missouri *	W OT	79-77	Columbia, MO
01-13	23/-		COLORADO *	W	68-49	Austin, TX
01-18	22/24		at Iowa State *	L	56-67	Ames, IA
01-21	22/24	17/18	TEXAS A&M *	W	64-45	Austin, TX
01-24	24/24	13/11	BAYLOR *	L	59-63	Austin, TX
01-27	24/24		at Texas Tech *	L	48-49	Lubbock, TX
01-31		9/7	OKLAHOMA *	W	67-62	Austin, TX
02-03			at Kansas State *	W	61-34	Manhattan, KS
02-07			at Oklahoma State *	L	58-77	Stillwater, OK
02-10			KANSAS *	L	49-50	Austin, TX
02-12		12/7	OKLAHOMA *	L	58-78	Norman, OK
02-18		15/14	BAYLOR *	L	56-71	Waco, TX
02-21			OKLAHOMA STATE *	L	52-64	Austin, TX
02-24			TEXAS TECH *	W	59-47	Austin, TX
02-28		14/16	at Texas A&M *	L	60-67	College Station, TX
<b>Big 12 Championship</b>						
03-06			vs Missouri [First Rnd]	W	70-57	Oklahoma City, OK
03-07		11/11	vs Oklahoma [Quarterfinal]	L	58-67	Oklahoma City, OK

**2007-08**



**22-13 / 7-9 Big 12 [t-7th]**

**NCAA Second Round**

**Coach: Gail Goestenkers**

DATE	UT	OPP	OPPONENT	WL	SCORE	SITE
11-11	22/24		MISSOURI STATE	W	92-55	Austin, TX
11-15	21/22		LAMAR	W	94-35	Austin, TX
11-18	21/22	1/1	at Tennessee	L	67-92	Knoxville, TN
<b>Rainbow Wahine Classic</b>						
11-23	24/22		vs Virginia	L	83-86	Honolulu, HI
11-24	24/22		vs Kentucky	W	72-60	Honolulu, HI
11-25	24/22		vs UAB	W	59-49	Honolulu, HI
11-29	22/25		UT ARLINGTON	W	76-60	Austin, TX
12-02	22/25		SAM HOUSTON STATE	W	91-41	Austin, TX
12-08	20/25		at Texas A&M-Corpus Christi	W	88-41	Corpus Christi, TX
12-16	20/23		LOUISIANA-LAFAYETTE	W	76-43	Austin, TX
12-20	19/20	22/21	at Arizona State	W	62-51	Tempe, AZ
<b>Surf n' Slam Hoop Classic</b>						
12-28	19/19	12/13	vs DePaul	W	91-81	San Diego, CA
12-30	19/19		at San Diego	W	81-79	San Diego, CA
01-04	16/17		UT-PAN AMERICAN	W	91-43	Austin, TX
01-09	15/15		at Nebraska *	L	45-56	Lincoln, NE
01-13	15/15		KANSAS STATE *	L OT	74-77	Austin, TX
01-16	24/25		IOWA STATE *	W	59-56	Austin, TX
01-20	24/25		at Texas Tech *	L	58-70	Lubbock, TX
01-23		14/13	OKLAHOMA STATE *	W	70-63	Austin, TX
01-26			MISSOURI *	W	67-37	Austin, TX
01-30	25/25	6/6	at Baylor *	L	60-61	Waco, TX
02-03	25/25	11/10	OKLAHOMA *	L	58-74	Austin, TX
02-09		21/20	at Texas A&M *	L	57-66	College Station, TX
02-13		8/8	BAYLOR *	W	61-51	Austin, TX
02-16			at Colorado *	L	52-67	Boulder, CO
02-20		16/17	at Oklahoma State *	L	66-71	Stillwater, OK
02-24		21/19	TEXAS A&M *	L	50-65	Austin, TX
02-27			at Kansas *	W	57-53	Lawrence, KS
03-02		10/10	at Oklahoma *	W	65-50	Norman, OK
03-05			TEXAS TECH *	W	70-55	Austin, TX
<b>Big 12 Championship</b>						
03-11			vs Texas Tech [First Rnd]	W	75-63	Kansas City, MO
03-12		12/	vs Baylor [Quarterfinal]	W	76-61	Kansas City, MO
03-13		13/	vs Oklahoma St [Semifinal]	L	72-75	Kansas City, MO
<b>NCAA Championship</b>						
03-23			vs Minnesota [Rnd 64]	W	72-55	Bridgeport, CT
03-25		1/	vs UConn [Rnd 32]	L	55-89	Bridgeport, CT

2025-26 TEXAS WOMEN'S BASKETBALL RECORD BOOK | YEAR-BY-YEAR RESULTS

2008-09



21-12 / 8-8 Big 12 [6th]  
 NCAA First Round  
 Coach: Gail Goestenkors

DATE	UT	OPP	OPPONENT	WL	SCORE	SITE
<b>World Vision Classic</b>						
11-15	13/13		DAYTON	W	66-40	Austin, TX
11-16	13/13		ST. MARY'S (CA)	W	110-76	Austin, TX
11-17	14/13	25/20	OLD DOMINION	W	78-44	Austin, TX
11-20	14/14		TEXAS A&M-CORPUS CHRISTI	W	87-36	Austin, TX
11-23	14/14		FURMAN	W	105-51	Austin, TX
<b>FAU Holiday Tournament</b>						
11-29	11/9		vs Georgia Tech	W	76-68	Boca Raton, FL
11-30	11/9		at Florida Atlantic	W	87-38	Boca Raton, FL
12-07	9/6		at Ole Miss	W	74-50	Oxford, MS
12-14	6/5	7/10	TENNESSEE	W	73-59	Austin, TX
12-18	5/5	21/21	ARIZONA STATE	W	81-71	Austin, TX
<b>Surf n' Slam Hoop Classic</b>						
12-28	4/4		vs UTEP	W	79-40	San Diego, CA
12-30	4/4		at San Diego State	L	55-60	San Diego, CA
01-03	4/4		LAMAR	W	82-45	Austin, TX
01-05	8/12		at Purdue	L	55-66	West Lafayette, IN
01-10	8/12		at Texas Tech *	L	62-65	Lubbock, TX
01-14	16/17		NEBRASKA *	W	74-60	Austin, TX
01-17	16/17		COLORADO *	W	62-32	Austin, TX
01-25	14/16	3/2	at Oklahoma *	L	69-89	Norman, OK
01-28	16/17	11/7	TEXAS A&M *	L	54-68	Austin, TX
02-01	16/17	4/3	at Baylor *	W	58-55	Waco, TX
02-05	16/18		at Oklahoma State *	W	91-74	Stillwater, OK
02-08	16/18		TEXAS TECH *	W	77-46	Austin, TX
02-11	13/18		KANSAS *	W	74-66	Austin, TX
02-15	13/18	16/23	at Iowa State *	W	55-52	Ames, IA
02-18	12/13		OKLAHOMA STATE *	L	52-58	Austin, TX
02-21	12/13	14/11	at Texas A&M *	L	65-76	College Station, TX
02-24	16/18		at Missouri *	W	66-56	Columbia, MO
02-28	16/18	6/7	BAYLOR *	L	57-66	Austin, TX
03-04	15/16		at Kansas State *	L	50-66	Manhattan, KS
03-08	15/16	3/3	OKLAHOMA *	L	62-74	Austin, TX
<b>Big 12 Championship</b>						
03-12	23/21		vs Missouri [First Rnd]	W	62-59	Oklahoma City, OK
03-13	23/21	18/19	vs Iowa State [Quarterfinal]	L	55-59	Oklahoma City, OK
<b>NCAA Championship</b>						
03-21	25/24		vs Mississippi St [Rnd 64]	L	63-71	Columbus, OH

2009-10



22-11 / 10-6 Big 12 [t-4th]  
 NCAA First Round  
 Final Rank: 17th / 25th [AP/Coaches]  
 Coach: Gail Goestenkors

DATE	UT	OPP	OPPONENT	WL	SCORE	SITE
11-13	12/14		UTSA	W	71-60	Austin, TX
<b>ESPNU Road to the Championship</b>						
11-17	10/14	1/1	vs UConn	L	58-83	San Antonio, TX
11-20	10/14		NORTH TEXAS	W	96-52	Austin, TX
<b>Paradise Jam</b>						
11-26	13/14	19/22	vs Mississippi State	W	73-55	St. Thomas, VI
11-27	13/14		vs USC	L	54-61	St. Thomas, VI
11-28	13/14		vs Rutgers	W	70-67	St. Thomas, VI
12-01	17/17		ORAL ROBERTS	W	94-80	Austin, TX
12-06	17/17	6/5	at Tennessee	L	58-78	Knoxville, TN
12-16	17/21		MISSISSIPPI	W	64-58	Austin, TX
12-20	17/21		TEXAS SOUTHERN	W	91-42	Austin, TX
<b>Wyndham Miami Holiday Tournament</b>						
12-28	17/22		vs Central Michigan	W	94-83	Coral Gables, FL
12-29	17/22		at Miami	W	76-65	Coral Gables, FL
01-02	17/22		ARKANSAS-PINE BLUFF	W	114-53	Austin, TX
01-05	15/20		UT ARLINGTON	W	84-41	Austin, TX
01-09	15/20	10/10	TEXAS A&M *	L	70-91	Austin, TX
01-12	19/21	11/9	at Nebraska *	L	79-91	Lincoln, NE
01-16	19/21		at Texas Tech *	W 2OT	95-90	Lubbock, TX
01-20	20/23	12/17	OKLAHOMA STATE *	W	77-63	Austin, TX
01-23	20/23		IOWA STATE *	L OT	71-73	Austin, TX
01-31	19/25	14/16	BAYLOR *	W	61-50	Austin, TX
02-03	17/23	13/13	at Oklahoma *	W	75-57	Norman, OK
02-07	17/23		TEXAS TECH *	W	81-51	Austin, TX
02-10	14/19		at Colorado *	W	74-50	Boulder, CO
02-13	14/19		at Kansas *	W 2OT	85-82	Lawrence, KS
02-17	12/14		KANSAS STATE *	W	62-41	Austin, TX
02-20	12/14	15/15	at Texas A&M *	L	44-58	College Station, TX
02-24	14/16	23/21	at Oklahoma State *	L OT	72-73	Stillwater, OK
02-27	14/16	11/10	OKLAHOMA *	L	60-75	Austin, TX
03-03	18/22		MISSOURI *	W	60-41	Austin, TX
03-07	18/22	14/15	at Baylor *	W	70-54	Waco, TX
<b>Big 12 Championship</b>						
03-11	15/22		vs Missouri [First Rnd]	W	64-59	Kansas City, MO
03-12	15/22	11/14	vs Texas A&M [Quarterfinal]	L	64-77	Kansas City, MO
<b>NCAA Championship</b>						
03-21	17/20		SAN DIEGO ST [Rnd 64]	L	63-74	Austin, TX

2010-11



19-14 / 7-9 Big 12 [7th]  
 NCAA First Round  
 Coach: Gail Goestenkors

DATE	UT	OPP	OPPONENT	WL	SCORE	SITE
11-12	17/		MISSISSIPPI VALLEY ST	W	92-60	Austin, TX
11-16	17/		NORTHWESTERN ST	W	112-53	Austin, TX
11-21	17/		BOSTON UNIVERSITY	W	92-46	Austin, TX
11-25	16/		IDAHO STATE	W	82-68	Austin, TX
11-28	16/	3/2	at Stanford	L	78-93	Stanford, CA
<b>Big 12/Big Ten Challenge</b>						
12-05	17/	25/25	at Michigan State	L	57-71	East Lansing, MI
12-08	21/		TEXAS-PAN AMERICAN	W	112-59	Austin, TX
12-12	21/		TENNESSEE	L	77-92	Austin, TX
<b>Basketball Travelers Classic</b>						
12-18	23/		vs SMU	W	91-73	Las Vegas, NV
12-19	23/		at UNLV	W	85-59	Las Vegas, NV
12-20			vs South Florida	W	83-65	Las Vegas, NV
<b>Maggie Dixon Surf n' Slam Classic</b>						
12-28	23/		vs Cincinnati	W	80-77	San Diego, CA
12-30	23/		at San Diego	W	81-57	San Diego, CA
01-02	23/		SAM HOUSTON STATE	W	94-50	Austin, TX
01-08	22/		at Missouri *	L OT	80-85	Columbia, MO
01-12		1/1	BAYLOR *	L	72-87	Austin, TX
01-16		15/14	OKLAHOMA *	L OT	67-71	Austin, TX
01-19		6/5	at Texas A&M *	L	65-80	College Station, TX
01-22			OKLAHOMA STATE *	W	63-56	Austin, TX
01-26		-/25	at Texas Tech *	W	75-67	Lubbock, TX
01-30			COLORADO *	W	67-50	Austin, TX
02-05			KANSAS *	W	80-68	Austin, TX
02-09			at Kansas State *	W	69-59	Manhattan, KS
02-12		1/1	at Baylor *	L	68-96	Waco, TX
02-15			NEBRASKA *	W	67-55	Austin, TX
02-19		14/15	at Oklahoma *	L	62-91	Norman, OK
02-21		25/23	at Iowa State *	L OT	57-66	Ames, IA
02-27		5/5	TEXAS A&M *	L	65-68	Austin, TX
03-02			TEXAS TECH *	W	83-59	Austin, TX
03-05			at Oklahoma State *	L	67-68	Stillwater, OK
<b>Big 12 Championship</b>						
03-08			vs Missouri [First Rnd]	W	79-66	Kansas City, MO
03-09		8/8	vs Texas A&M [Quarterfinal]	L	50-77	Kansas City, MO
<b>NCAA Championship</b>						
03-19		25/23	vs Marquette [Rnd 64]	L	65-68	Knoxville, TN

2011-12



18-14 / 8-10 Big 12 [t-7th]  
 NCAA First Round  
 Coach: Gail Goestenkors

DATE	UT	OPP	OPPONENT	WL	SCORE	SITE
11-11	24/20	5/5	STANFORD	L	59-72	Austin, TX
11-14	24/20		SOUTHEASTERN LA.	W	73-65	Austin, TX
11-20		-/24	ALCORN STATE	W	74-42	Austin, TX
<b>Rainbow Wahine Showdown</b>						
11-25	24/22	22/-	vs Virginia	W	79-53	Honolulu, HI
11-26	24/22		vs California	W	61-60	Honolulu, HI
11-27	24/22		at Hawaii	W	71-50	Honolulu, HI
12-04	21/22	8/8	at Tennessee	L	57-73	Knoxville, TN
<b>Big 12/Big Ten Challenge</b>						
12-10	25/24		MICHIGAN STATE	W	61-53	Austin, TX
12-14	24/24		ARKANSAS-PINE BLUFF	W	79-40	Austin, TX
12-17	24/24		NORTH TEXAS	W	71-62	Austin, TX
12-20	24/25		GRAMBLING STATE	W	91-38	Austin, TX
12-28	22/25		DELAWARE STATE	W	89-35	Austin, TX
01-04	23/25		KANSAS *	L	67-72	Austin, TX
01-07	23/25		at Oklahoma State *	L	51-70	Stillwater, OK
01-11		12/10	at Texas A&M *	W	76-71	College Station, TX
01-15		1/1	BAYLOR *	L	59-77	Austin, TX
01-18			IOWA STATE *	W	62-60	Austin, TX
01-21			at Oklahoma *	L	67-73	Norman, OK
01-25			MISSOURI *	W	75-58	Austin, TX
01-28		21/23	at Texas Tech *	L	71-75	Lubbock, TX
02-01			KANSAS STATE *	L	55-64	Austin, TX
02-04			at Iowa State *	L	56-71	Ames, IA
02-08			at Kansas *	L	61-85	Lawrence, KS
02-11			OKLAHOMA STATE *	W	69-53	Austin, TX
02-15			TEXAS TECH *	W	63-54	Austin, TX
02-18			at Kansas State *	L	45-65	Manhattan, KS
02-21		1/1	at Baylor *	L	59-80	Waco, TX
02-25			OKLAHOMA *	W	87-62	Austin, TX
02-28			at Missouri *	W	75-62	Columbia, MO
03-04		17/13	TEXAS A&M *	W	79-64	Austin, TX
<b>Big 12 Championship</b>						
03-07			vs Texas Tech [First Rnd]	L	58-81	Kansas City, MO
<b>NCAA Championship</b>						
03-17			vs West Virginia [Rnd 64]	L	55-68	Norfolk, VA

2025-26 TEXAS WOMEN'S BASKETBALL RECORD BOOK | YEAR-BY-YEAR RESULTS

2012-13



12-18 / 5-13 Big 12 [t-8th]  
Coach: Karen Aston

DATE	UT	OPP	OPPONENT	WL	SCORE	SITE
<b>WBI Tip Off Classic</b>						
11-09		14/13	vs St. John's	W	70-60	Daytona Beach, FL
11-10			vs Hofstra	W	72-52	Daytona Beach, FL
11-20	15/21		JACKSON STATE	W	80-53	Austin, TX
11-24	15/21		CENTRAL CONN.	W	94-58	Austin, TX
11-30	13/18		TEXAS A&M-CORPUS CHRISTI	W	79-30	Austin, TX
<b>MD Anderson Proton Therapy Showcase</b>						
12-08	12/16	17/19	vs UCLA	L	42-62	Houston, TX
12-11	18/20		LOUISIANA-MONROE	W	77-49	Austin, TX
12-16	18/20	13/12	TENNESSEE	L	75-94	Austin, TX
12-20	20/23		CORNELL	W	53-40	Austin, TX
<b>Maggie Dixon Surf 'N Slam Classic</b>						
12-28	20/21		vs Iowa	L	63-86	San Diego, CA
12-30	20/21		vs Central Michigan	L	65-73	San Diego, CA
01-02			at Iowa State *	L OT	65-73	Ames, IA
01-05	17/16		OKLAHOMA *	L	70-78	Austin, TX
01-09			at West Virginia *	L	49-53	Morgantown, WV
01-13	21/18		OKLAHOMA STATE *	L	52-64	Austin, TX
01-16			TEXAS TECH *	L	59-66	Austin, TX
01-19	16/14		at Oklahoma *	L	56-69	Norman, OK
01-23			at Kansas *	L	38-76	Lawrence, KS
01-26			KANSAS STATE *	W	59-40	Austin, TX
02-02			at TCU *	W	61-56	Fort Worth, TX
02-06	25/24		IOWA STATE *	L	48-67	Austin, TX
02-09	1/1		BAYLOR *	L	48-75	Austin, TX
02-13			at Kansas State *	L	47-68	Manhattan, KS
02-17			at Texas Tech *	L	62-69	Lubbock, TX
02-20			KANSAS *	W	93-83	Austin, TX
02-23	1/1		at Baylor *	L	47-67	Waco, TX
02-26			TCU *	W	59-46	Austin, TX
03-02			at Oklahoma State *	L	58-64	Stillwater, OK
03-05			WEST VIRGINIA *	W	58-45	Austin, TX
<b>Big 12 Championship</b>						
03-08			vs Kansas State [First Rnd]	L	49-51	Dallas, TX

2013-14



22-12 / 11-7 Big 12 [t-3rd]  
NCAA Second Round  
Coach: Karen Aston

DATE	UT	OPP	OPPONENT	WL	SCORE	SITE
11-10			UTSA	W	63-42	Austin, TX
11-13			TEXAS STATE	W	96-42	Austin, TX
11-19			at New Mexico	W	67-52	Albuquerque, NM
11-23	6/5		STANFORD	L	54-63	Austin, TX
<b>Paradise Jam</b>						
11-28			vs Syracuse	L	65-77	St. Thomas, VI
11-29	12/11		vs Texas A&M	W	69-58	St. Thomas, VI
11-30			vs Memphis	W	65-36	St. Thomas, VI
12-04			UALR	W	60-26	Austin, TX
12-08	3/3		at Tennessee	L	61-75	Knoxville, TN
12-15			SAM HOUSTON STATE	W	109-48	Austin, TX
12-20			NORTHWESTERN STATE	W	90-60	Austin, TX
12-28			IDAHO	W	87-58	Austin, TX
01-02	11/13		at Oklahoma State *	L	61-67	Stillwater, OK
01-05			KANSAS STATE *	W	67-53	Austin, TX
01-08	-/22		OKLAHOMA *	W OT	79-74	Austin, TX
01-12			at West Virginia *	L OT	49-56	Morgantown, WV
01-15			KANSAS *	W	70-58	Austin, TX
01-19			at TCU *	L	48-54	Fort Worth, TX
01-25	18/21		WEST VIRGINIA *	W	66-63	Austin, TX
01-28			at Kansas *	W	80-55	Lawrence, KS
02-01	9/7		at Baylor *	L	73-87	Waco, TX
02-05			TEXAS TECH *	W	88-51	Austin, TX
02-09	-/23		IOWA STATE *	W	71-64	Austin, TX
02-12			at Kansas State *	W	69-63	Manhattan, KS
02-16	7/4		BAYLOR *	L	56-72	Austin, TX
02-19			at Oklahoma *	L	63-64	Norman, OK
02-22	-/23		at Iowa State *	L	64-81	Ames, IA
02-25			TCU *	W	62-50	Austin, TX
03-01			at Texas Tech *	W	67-64	Lubbock, TX
03-03	18/18		OKLAHOMA STATE *	W	65-58	Austin, TX
<b>Big 12 Championship</b>						
03-08			vs Oklahoma [Quarterfinal]	W	82-72	Oklahoma City, OK
03-09	7/8		vs West Virginia [Semifinal]	L	60-67	Oklahoma City, OK
<b>NCAA Championship</b>						
03-23			vs Penn [Rnd 64]	W	79-61	College Park, MD
03-25	11/		at Maryland [Rnd 32]	L	64-69	College Park, MD

2014-15



24-11 / 9-9 Big 12 [t-3rd]  
 NCAA Regional Semifinals - Sweet 16  
 Final Rank:RV / t-22nd [AP/Coaches]  
 Coach: Karen Aston

DATE	UT	OPP	OPPONENT	W/L	SCORE	SITE
11-15	9/12		UTSA	W	68-48	Austin, TX
11-20	10/13	6/1	at Stanford	W OT	87-81	Palo Alto, CA
11-23	10/13		at UCLA	W	75-65	Los Angeles, CA
11-26	6/9		UT-PAN AMERICAN	W	72-45	Austin, TX
11-30	6/9	4/5	TENNESSEE	W	72-59	Austin, TX
12-03	4/4		NEW MEXICO	W	86-37	Austin, TX
12-08	3/4		SOUTHERN	W	80-42	Austin, TX
12-14	3/3		NORTHWESTERN ST	W	74-34	Austin, TX
12-17	3/3		McNEESE STATE	W	76-59	Austin, TX
<b>SEC/Big 12 Challenge</b>						
12-21	3/3	4/5	vs. Texas A&M	W	67-65	Little Rock, AR
12-30	3/3		RICE	W	77-54	Austin, TX
01-03	3/3		KANSAS *	W	60-46	Austin, TX
01-07	3/3	--/25	WEST VIRGINIA *	W	61-55	Austin, TX
01-10	3/3		at Iowa State *	L	57-59	Ames, IA
01-14	4/5		at Oklahoma *	L	59-70	Norman, OK
01-17	4/5		TEXAS TECH *	W	55-44	Austin, TX
01-19	8/5	3/3	at Baylor *	L	58-75	Waco, TX
01-25	8/9		IOWA STATE *	L	57-58	Austin, TX
01-29	14/13	24/--	OKLAHOMA *	W 2OT	84-81	Austin, TX
02-01	14/13		at TCU *	L	59-64	Fort Worth, TX
02-04	20/16		at Kansas State *	L	57-66	Manhattan, KS
02-08	20/16	3/3	BAYLOR *	L	68-70	Austin, TX
02-11	--/23		at Oklahoma State *	L	60-66	Stillwater, OK
02-14	--/23		at Kansas *	W	74-63	Lawrence, KS
02-18	--/25		KANSAS STATE *	W	76-58	Austin, TX
02-21	--/25		at Texas Tech *	W	62-59	Lubbock, TX
02-25	--/24		OKLAHOMA STATE *	W	59-42	Austin, TX
03-01	--/24		at West Virginia *	L OT	69-76	Morgantown, WV
03-03			TCU *	W	79-45	Austin, TX
<b>Phillips 66 Big 12 Championship</b>						
03-07			vs. TCU [Quarterfinal]	W	67-61	Dallas, TX
03-08			vs. Oklahoma [Semifinal]	W	59-46	Dallas, TX
03-09		6/7	vs. Baylor [Final]	L	64-75	Dallas, TX
<b>NCAA Championship</b>						
03-20			vs. WKU [Rnd 64]	W	66-64	Berkeley, CA
03-22		24/--	vs. Cal [Rnd 32]	W	73-70	Berkeley, CA
03-28		1/1	vs. UConn [Sweet 16]	L	54-105	Albany, NY

2015-16



31-5 / 15-3 Big 12 [2nd]  
 NCAA Regional Finals - Elite 8  
 Final Rank: 7th / 7th [AP/Coaches]  
 Coach: Karen Aston

DATE	UT	OPP	OPPONENT	W/L	SCORE	SITE
11-14	12/11		UTSA	W	90-53	Austin, TX
11-18	11/11		NORTHWESTERN ST	W	86-33	Austin, TX
11-21	11/8		at Rice	W	70-47	Houston, TX
11-25	8/8		HAMPTON	W	79-52	Austin, TX
11-29	8/8	4/5	at Tennessee	W	64-53	Knoxville, TN
12-02	6/6	9/9	MISSISSIPPI STATE	W	53-47	Austin, TX
12-06	6/6		at Little Rock	W	66-56	Little Rock, AR
12-13	5/6	14/12	STANFORD	W	77-69	Austin, TX
12-16	5/6		CANISIUS	W	92-62	Austin, TX
<b>Big 12/SEC Challenge</b>						
12-20	5/6		vs. Arkansas	W	61-50	Oklahoma City, OK
12-27	5/6		SAM HOUSTON ST	W	83-49	Austin, TX
12-30	5/6		at West Virginia *	W	65-54	Morgantown, WV
01-02	5/6		TEXAS TECH *	W	86-62	Austin, TX
01-06	4/4		IOWA STATE *	W	75-54	Austin, TX
01-09	4/4		at Oklahoma State *	W	78-48	Stillwater, OK
01-13	4/4		at Kansas *	W	75-38	Lawrence, KS
01-17	4/4	6/7	BAYLOR *	L	67-80	Austin, TX
01-20	6/6		at TCU *	W	65-58	Fort Worth, TX
01-23	6/6	19/19	OKLAHOMA *	W	83-76	Austin, TX
01-27	6/6		KANSAS *	W	70-46	Austin, TX
01-30	6/6		at Kansas State *	W	66-51	Manhattan, KS
02-06	6/6		at Iowa State *	W	65-49	Ames, IA
02-10	6/5	20/24	OKLAHOMA STATE *	W	70-55	Austin, TX
02-14	6/5	21/21	at Oklahoma *	L	56-74	Norman, OK
02-17	8/7		KANSAS STATE *	W	58-51	Austin, TX
02-21	8/7		WEST VIRGINIA *	W	73-50	Austin, TX
02-24	8/8		at Texas Tech *	W	76-55	Lubbock, TX
02-27	8/8		TCU *	W	71-58	Austin, TX
02-29	6/7	4/4	at Baylor *	L	48-74	Waco, TX
<b>Phillips 66 Big 12 Championship</b>						
03-05	6/7		vs. Kansas [Quarterfinal]	W	66-50	Oklahoma City, OK
03-06	6/7	22/--	vs. West Virginia [Semifinal]	W	67-51	Oklahoma City, OK
03-07	6/7	4/4	vs. Baylor [Final]	L	63-79	Oklahoma City, OK
<b>NCAA Championship</b>						
03-19	7/7		ALABAMA STATE [Rnd 64]	W	86-42	Austin, TX
03-21	7/7		MISSOURI [Rnd 32]	W	73-55	Austin, TX
03-26	7/7	10/12	vs. UCLA [Sweet 16]	W	72-64	Bridgeport, CT
03-28	7/7	1/1	vs. UConn [Elite 8]	L	65-86	Bridgeport, CT

## 2025-26 TEXAS WOMEN'S BASKETBALL RECORD BOOK | YEAR-BY-YEAR RESULTS

**2016-17**



**25-9 / 15-3 Big 12 [2nd]**  
**NCAA Regional Semifinals - Sweet 16**  
**Final Rank: 14th / 14th [AP/Coaches]**  
**Coach: Karen Aston**

DATE	UT	OPP	OPPONENT	W/L	SCORE	SITE
11-14	8/6	11/10	at Stanford	L	59-71	Palo Alto, CA
11-16	8/10		HOUSTON BAPTIST	W	98-46	Austin, TX
11-20	8/10	10/9	at Mississippi State	L	68-79	Starkville, MS
11-23	14/14		NORTHWESTERN ST	W	86-39	Austin, TX
<b>SEC/Big 12 Challenge</b>						
12-01	14/15	3/3	SOUTH CAROLINA	L	67-76	Austin, TX
<b>Jimmy V Classic</b>						
12-04	14/15	2/2	vs. UConn	L	54-72	Uncasville, CT
12-11	17/17		TENNESSEE	W	72-67	Austin, TX
12-15	16/17		UTRGV	W	85-61	Austin, TX
12-17	16/17		UTSA	W	76-43	Austin, TX
12-20	16/17		NEW ORLEANS	W	80-48	Austin, TX
12-29	16/16		TEXAS TECH *	W	67-47	Austin, TX
01-01	16/16		at Iowa State *	W	75-68	Ames, IA
01-04	15/17		at Kansas *	W	66-54	Lawrence, KS
01-07	15/17		TCU *	W	83-54	Austin, TX
01-10	16/17		OKLAHOMA STATE *	W	66-35	Austin, TX
01-14	16/17	18/19	at West Virginia *	W	73-63	Morgantown, WV
01-17	12/14	20/20	OKLAHOMA *	W	86-68	Austin, TX
01-21	12/14		at Texas Tech *	W	77-57	Lubbock, TX
01-25	12/13		at TCU *	W	77-69	Fort Worth, TX
01-29	12/13	22/22	WEST VIRGINIA *	W	69-54	Austin, TX
02-01	12/13		at Oklahoma State *	W	85-71	Stillwater, OK
02-04	12/13		KANSAS STATE *	W	63-58	Austin, TX
02-06	11/13	2/2	at Baylor *	W	85-79	Waco, TX
02-11	11/10		KANSAS *	W	75-42	Austin, TX
02-13	8/10	5/4	at Florida State	W 2OT	92-88	Tallahassee, FL
02-18	8/8	19/19	at Oklahoma *	L	73-74	Norman, OK
02-20	6/8	4/4	BAYLOR *	L	67-70	Austin, TX
02-24	6/10		IOWA STATE *	L	66-70	Austin, TX
02-27	12/10	24/-	at Kansas State *	W	69-61	Manhattan, KS
<b>Phillips 66 Big 12 Championship</b>						
03-04	12/14		vs. Oklahoma State [Quarterfinal]	W	71-60	Oklahoma City, OK
03-05	12/14		vs. West Virginia [Semifinal]	L	59-62	Oklahoma City, OK
<b>NCAA Championship</b>						
03-17	14/15		CENTRAL ARKANSAS [Rnd 64]	W	78-50	Austin, TX
03-19	14/15	17/17	N.C. STATE [Rnd 32]	W	84-80	Austin, TX
03-24	14/15	6/6	vs. Stanford [Sweet 16]	L	66-77	Lexington, KY

**2017-18**



**28-7 / 15-3 Big 12 [2nd]**  
**NCAA Regional Semifinals - Sweet 16**  
**Final Rank: 8th / 10th [AP/Coaches]**  
**Coach: Karen Aston**

DATE	UT	OPP	OPPONENT	W/L	SCORE	SITE
11-12	2/6		STETSON	W	95-59	Austin, TX
11-15	2/6		McNEESE STATE	W	100-34	Austin, TX
11-17	2/6		UTSA	W	120-70	Austin, TX
<b>South Point Shootout</b>						
11-24	2/4		vs. LSU	W	75-66	Las Vegas, NV
11-25	2/4		vs. Washington	W	92-68	Las Vegas, NV
11-30	2/4		LOUISIANA TECH	W	88-54	
<b>Big 12/SEC Challenge</b>						
12-03	2/4		at Georgia	W	81-53	Athens, GA
12-10	2/4	11/13	at Tennessee	L	75-82	Knoxville, TN
12-13	8/8		NORTHWESTERN STATE	W	68-44	Austin, TX
12-17	8/8	12/10	FLORIDA STATE	W	87-72	Austin, TX
12-28	8/8		at Oklahoma *	W	88-78	Norman, OK
12-31	8/8	9/9	WEST VIRGINIA *	W	79-58	Austin, TX
01-03	8/8	20/23	OKLAHOMA STATE *	W	84-79	Austin, TX
01-07	8/8		at Kansas State *	W	75-64	Manhattan, KS
01-10	7/7		at TCU *	L	77-79	Fort Worth, TX
01-13	7/7		KANSAS *	W	79-62	Austin, TX
01-15	9/7	1/1	UCONN	L	71-75	Austin, TX
01-20	9/9		at Texas Tech *	W	90-39	Lubbock, TX
01-25	6/6	3/3	at Baylor *	L	56-81	Waco, TX
01-27	6/6		IOWA STATE *	W	87-55	Austin, TX
01-31	8/8		at Kansas *	W	55-41	Lawrence, KS
02-03	8/8	22/22	TCU *	W	92-65	Austin, TX
02-05	6/8	--/21	at West Virginia *	W	73-55	Morgantown, WV
02-10	6/6		KANSAS STATE *	W	76-54	Austin, TX
02-14	6/6		TEXAS TECH *	W	87-72	Austin, TX
02-17	6/6	21/22	at Oklahoma State *	W	77-62	Stillwater, OK
02-19	6/6	3/3	BAYLOR *	L	87-93	Austin, TX
02-24	6/8		at Iowa State *	W	72-59	Ames, IA
02-27	7/7		OKLAHOMA *	W	79-66	Austin, TX
<b>Phillips 66 Big 12 Championship</b>						
03-03	7/7		vs. Iowa State [Quarterfinal]	W	81-69	Oklahoma City, OK
03-04	7/7		vs. West Virginia [Semifinal]	W	68-55	Oklahoma City, OK
03-05	8/7	2/3	vs. Baylor [Championship]	L	69-77	Oklahoma City, OK
<b>NCAA Championship</b>						
03-17	8/8		MAINE [Rnd 64]	W	83-54	Austin, TX
03-19	8/8		ARIZONA STATE [Rnd 32]	W	85-65	Austin, TX
03-23	8/8	9/9	vs. UCLA [Sweet 16]	L	75-84	Kansas City, MO

## 2025-26 TEXAS WOMEN'S BASKETBALL RECORD BOOK | YEAR-BY-YEAR RESULTS

**2018-19**



**23-10 / 12-6 Big 12 [3rd]**  
**NCAA First Round**  
**Final Rank: 22 / RV [AP/Coaches]**  
**Coach: Karen Aston**

DATE	UT	OPP	OPPONENT	W/L	SCORE	SITE
11-08	11/8	--	DUQUESNE	W	78-41	Austin, TX
11-12	11/8	--	at North Texas	W	64-54	Denton, TX
11-15	11/8	--	MCNEESE STATE	W	96-40	Austin, TX
<b>Gulf Coast Showcase</b>						
11-23	10/9	--	vs. Quinnipiac	W	56-55	Estero, FL
11-24	10/9	--	vs. Michigan	W	69-52	Estero, FL
11-25	10/9	--	vs. Fordham	W	72-54	Estero, FL
11-28	10/10	--	UTSA	W	98-54	Austin, TX
<b>Big 12/SEC Challenge</b>						
12-02	10/10	6/6	MISSISSIPPI STATE	L	49-67	Austin, TX
12-09	12/12	9/9	TENNESSEE	L	82-88	Austin, TX
12-16	12/12	--	STETSON	W	65-46	Austin, TX
12-20	12/12	--	at UTRGV	W	81-66	Edinburg, TX
12-29	13/12	--	NORTHWESTERN STATE	W	104-66	Austin, TX
01-02	13/12	--	OKLAHOMA STATE *	W	60-51	Austin, TX
01-06	13/12	--	at West Virginia *	W	70-58	Morgantown, WV
01-09	11/11	--	OKLAHOMA *	W	73-63	Austin, TX
01-12	11/11	20/22	at Iowa State *	W	64-62	Ames, IA
01-16	11/11	--	at Kansas State *	L	69-87	Manhattan, KS
01-19	11/11	--	TCU *	W	73-67	Austin, TX
01-23	12/13	--	KANSAS *	W	62-43	Austin, TX
01-26	12/13	--	at Texas Tech *	W	78-71	Lubbock, TX
01-28	12/14	--	WEST VIRGINIA *	L	58-64	Austin, TX
02-02	12/14	--	at Oklahoma *	W	76-67	Norman, OK
02-04	12/14	1/1	BAYLOR *	L	68-74	Austin, TX
02-09	14/15	--	at Kansas *	W	91-73	Lawrence, KS
02-12	15/15	--	at Oklahoma State *	W	61-55	Stillwater, OK
02-17	15/15	--	KANSAS STATE *	L	60-69	Austin, TX
02-23	19/19	--	TEXAS TECH *	W	81-57	Austin, TX
02-25	18/19	1/1	at Baylor *	L	35-64	Waco, TX
03-02	18/19	20/20	IOWA STATE *	L	73-82	Austin, TX
03-05	21/22	--	at TCU *	W	62-48	Fort Worth, TX
<b>Phillips 66 Big 12 Championship</b>						
03-09	21/22	--	vs. TCU	W	66-64	Oklahoma City, OK
03-10	21/22	--	vs. Iowa State	L	69-75	Oklahoma City, OK
<b>NCAA Championship</b>						
03-22	23/RV	--	vs. Indiana [Rnd 64]	L	65-69	Eugene, Ore.

**2019-20**



**19-11 / 11-7 Big 12 [3rd]**  
**Postseason Cancelled**  
**Final Rank: RV / NR [AP/Coaches]**  
**Coach: Karen Aston**

DATE	UT	OPP	OPPONENT	W/L	SCORE	SITE
11-08	15/15	--	at USF	L	57-64	Tampa, FL
11-14	22/15	--	UTSA	W	84-53	Austin, TX
11-17	22/15	--	ARIZONA	L	58-83	Austin, TX
11-20	RV/RV	--	UTRGV	W	85-69	Austin, TX
11-24	RV/RV	--	SOUTHERN	W	93-39	Austin, TX
<b>Rainbow Wahine Showdown</b>						
11-29	--	12/12	vs. N.C. State	L	73-84	Honolulu, HI
11-30	--	--	vs. North Texas	W	63-57	Honolulu, HI
12-01	--	--	at Hawaii	L	60-73	Honolulu, HI
<b>Big 12/SEC Challenge</b>						
12-08	--	17/19	at Tennessee	W	66-60	Knoxville, TN
12-18	--	--	OHIO	W	73-60	Austin, TX
12-22	--	1/1	STANFORD	W	69-64	Austin, TX
12-29	25/RV	--	NORTHWESTERN STATE	W	91-49	Austin, TX
01-03	25/RV	--	TCU *	L	63-65	Austin, TX
01-06	RV/RV	--	at Iowa State *	W	81-75	Ames, Iowa
01-12	RV/--	19/20	at West Virginia *	L	63-68	Morgantown, WV
01-15	--	--	TEXAS TECH *	W	92-66	Austin, TX
01-19	--	--	at Kansas State *	W	71-63	Manhattan, KS
01-22	--	--	KANSAS *	W	85-77	Austin, TX
01-25	--	--	at Oklahoma State *	W	61-56	Stillwater, OK
01-28	RV/--	--	at Oklahoma *	W	70-53	Norman, OK
01-31	RV/--	2/1	BAYLOR *	L	44-64	Austin, TX
02-09	--	--	at Texas Tech *	W	81-66	Lubbock, TX
02-12	--	--	IOWA STATE *	L	51-69	Austin, TX
02-15	--	--	at Kansas *	L	67-82	Lawrence, KS
02-17	--	--	WEST VIRGINIA *	W	50-44	Austin, TX
02-22	--	--	KANSAS STATE *	L	54-60	Austin, TX
02-26	--	25/25	at TCU *	W	77-67	Fort Worth, TX
02-29	--	--	OKLAHOMA *	W	86-76	Austin, TX
03-05	RV/--	2/2	at Baylor *	L	53-69	Waco, TX
03-08	RV/--	--	OKLAHOMA STATE *	W	63-52	Austin, TX
<b>Phillips 66 Big 12 Championship</b>						
03-13	--	--	vs. West Virginia		- Cancelled -	

## 2025-26 TEXAS WOMEN'S BASKETBALL RECORD BOOK | YEAR-BY-YEAR RESULTS

2020-21



**21-10 / 11-7 Big 12 [t-3rd]**  
**NCAA Regional Finals - Elite 8**  
**Final Rank: NR / 17 [AP/Coaches]**  
**Coach: Vic Schaefer**

DATE	UT	OPP	OPPONENT	W/L	SCORE	SITE
11-25	--/--	--/--	SMU	W	90-51	Austin, TX
11-29	--/--	--/--	NORTH TEXAS	W	106-69	Austin, TX
12-02	25/RV	--/--	LOUISIANA TECH	W	84-57	Austin, TX
<b>Big 12/SEC Challenge</b>						
12-06	25/RV	12/13	TEXAS A&M	L	61-66	Austin, TX
12-09	23/RV	--/--	IDAHO	W	73-48	Austin, TX
12-13	23/RV	--/--	TENNESSEE	Postponed	--	Austin, TX
12-17	22/22	--/--	KANSAS *	Postponed	--	Austin, TX
12-18	22/22	--/--	DRAKE	W	101-80	Austin, TX
12-21	20/22	--/--	at Kansas State *	W	62-52	Manhattan, KS
12-29	19/19	--/--	LAMAR	W	77-49	Austin, TX
01-03	19/19	RV/--	IOWA STATE *	W	74-59	Austin, TX
01-09	17/17	--/--	at West Virginia *	L	58-92	Morgantown, WV
01-12	21/20	--/--	OKLAHOMA *	Postponed	--	Austin, TX
01-14	21/20	--/--	KANSAS *	W	79-72	Austin, TX
01-17	21/20	--/--	at Texas Tech *	L	66-74	Lubbock, TX
01-20	RV/24	--/--	TCU *	W	71-54	Austin, TX
01-23	RV/24	24/RV	at Iowa State *	W	70-59	Ames, IA
01-27	RV/23	--/--	at Oklahoma State *	L	51-68	Stillwater, OK
01-30	RV/23	--/--	TEXAS TECH *	W	72-53	Austin, TX
02-03	RV/RV	--/--	at Oklahoma *	W	69-58	Norman, OK
02-06	RV/RV	21/24	WEST VIRGINIA *	L	75-81	Austin, TX
02-10	--/RV	RV/RV	OKLAHOMA STATE *	W	64-53	Austin, TX
02-14	--/RV	7/9	at Baylor *	L	35-60	Waco, TX
02-17	--/RV	--/--	at TCU *	Postponed	--	Fort Worth, TX
02-21	--/RV	--/--	KANSAS STATE *	W	59-48	Austin, TX
02-24	--/RV	--/--	at Kansas *	W	61-52	Lawrence, KS
02-27	--/RV	--/--	OKLAHOMA *	L OT	63-68	Austin, TX
03-01	--/RV	6/7	BAYLOR *	L	57-64	Austin, TX
03-07	--/--	--/--	at TCU *	W	69-60	Fort Worth, TX
<b>Phillips 66 Big 12 Championship</b>						
03-12	--/--	--/--	vs. Iowa State	W OT	84-82	Kansas City, MO
03-13	--/--	6/6	vs. Baylor	L	55-66	Kansas City, MO
<b>NCAA Championship</b>						
03-22	--/--	--/--	vs. Bradley [Rnd 64]	W	81-62	San Marcos, TX
03-24	--/--	9/9	vs. UCLA [Rnd 32]	W	71-62	San Marcos, TX
03-28	--/--	7/8	vs. Maryland [Sweet 16]	W	64-61	San Antonio, TX
03-30	--/--	6/5	vs. South Carolina [Elite 8]	L	34-62	San Antonio, TX

2021-22



**29-7 / 13-5 Big 12 [3rd]**  
**NCAA Regional Finals - Elite 8**  
**Final Rank: 6 / 7 [AP/Coaches]**  
**Coach: Vic Schaefer**

DATE	UT	OPP	OPPONENT	W/L	SCORE	SITE
11-04	25/21	--/--	OKLAHOMA BAPTIST (Exh)	W	77-44	Austin, TX
11-09	25/21	--/--	NEW ORLEANS	W	131-36	Austin, TX
11-14	25/21	3/2	at Stanford	W	61-56	Palo Alto, CA
11-17	12/21	--/--	SOUTHEAST MISSOURI	W	88-47	Austin, TX
11-21	12/21	16/12	at Tennessee	L OT	70-74	Knoxville, TN
11-27	14/16	--/--	CSUN	W	83-42	Austin, TX
12-01	15/14	--/--	JACKSON STATE	W	78-64	Austin, TX
<b>Big 12/SEC Challenge</b>						
12-05	15/14	17/15	at Texas A&M	W	76-60	College Station, TX
12-11	11/12	--/--	IDAHO	W	83-43	Austin, TX
<b>Pac-12 Coast-to-Coast Challenge</b>						
12-19	11/12	4/8	vs. Arizona	Canceled	--	Las Vegas, NV
12-19	11/12	--/--	vs. San Diego	W	74-58	Las Vegas, NV
12-22	12/12	--/--	at Princeton	W	70-53	Princeton, NJ
12-29	12/13	--/--	ALCORN STATE	Canceled	--	Austin, TX
01-02	12/13	--/--	at Oklahoma State *	W	62-51	Stillwater, OK
01-05	9/10	--/--	TEXAS TECH *	L	61-74	Austin, TX
01-09	9/10	14/13	at Baylor *	Postponed	--	Waco, TX
01-09	9/10	--/--	UTRGV	W	93-58	Austin, TX
01-12	13/12	--/--	KANSAS *	L OT	66-70	Austin, TX
01-15	13/12	--/--	WEST VIRGINIA *	W	73-57	Austin, TX
01-19	15/14	7/7	at Iowa State *	W	66-48	Ames, IA
01-22	15/14	--/--	at TCU *	W	68-47	Fort Worth, TX
01-26	9/10	25/RV	KANSAS STATE *	W	66-48	Austin, TX
01-29	9/10	18/21	at Oklahoma *	L	63-65	Norman, OK
02-04	13/13	9/12	at Baylor *	L	63-75	Waco, TX
02-06	13/13	9/12	BAYLOR *	L	55-63	Austin, TX
02-09	16/17	--/--	at Texas Tech *	W	61-56	Lubbock, TX
02-12	16/17	12/15	OKLAHOMA *	W	78-63	Austin, TX
02-16	14/14	6/5	IOWA STATE *	W	73-48	Austin, TX
02-20	14/14	--/--	at West Virginia *	W	67-58	Morgantown, WV
02-23	11/12	--/--	at Kansas State *	W	62-51	Manhattan, KS
02-26	11/12	--/--	TCU *	W	77-42	Austin, TX
03-02	9/10	RV/--	at Kansas *	W	70-60	Lawrence, KS
03-05	9/10	--/--	OKLAHOMA STATE *	W	65-50	Austin, TX
<b>Phillips 66 Big 12 Championship</b>						
03-11	9/10	RV/--	vs. Kansas State	W	72-65	Kansas City, MO
03-12	9/10	10/7	vs. Iowa State	W OT	82-73	Kansas City, MO
03-13	9/10	4/4	vs. Baylor	W	67-58	Kansas City, MO
<b>NCAA Championship</b>						
03-18	6/7	-/-	vs. Fairfield	W	70-52	Austin, TX
03-20	6/7	--/RV	vs. Utah	W	78-56	Austin, TX
03-25	6/7	14/15	vs. Ohio State	W	66-63	Spokane, WA
03-27	6/7	2/2	vs. Stanford	L	50-59	Spokane, WA

# 2025-26 TEXAS WOMEN'S BASKETBALL RECORD BOOK | YEAR-BY-YEAR RESULTS

**2022-23**



**26-10 / 14-4 Big 12 [t-1st]**  
**NCAA Round of 32**  
**Final Rank: 19 / 15 [AP/Coaches]**  
**Coach: Vic Schaefer**

DATE	UT	OPP	OPPONENT	W/L	SCORE	SITE
11-11	3	--/	LOUISIANA	W	68-45	Austin, TX
11-14	3	5/6	at UConn	L	76-83	Storrs, Conn.
11-19	3		Marquette	L	61-68	Paradise Islands, Bahamas
11-20	3	6/4	Louisville	L	63-71	Paradise Islands, Bahamas
11-21	3	--/	Rutgers	W	82-44	Paradise Islands, Bahamas
11-27	19		PRINCETON	W	74-50	Austin, TX
12-2	22		SOUTH FLORIDA	L	65-70	Austin, TX
12-4	NR		SOUTHERN	W	92-43	Austin, TX
12-11	RV		ALABAMA STATE	W	107-54	Austin, TX
12-14	RV		at Jackson State	W	75-58	Jackson, Miss.
<b>Pac 12 Coast-to-Coast Challenge</b>						
12-18	RV	RV	Southern Cal	W	62-48	Dallas, TX
12-21	RV	--/	HOUSTON CHRISTIAN	W	96-34	Austin, TX
12-28	RV	--/	TEXAS A&M-COMMERCE	W	96-53	Austin, TX
12-31	25	--/	KANSAS STATE*	W	87-41	Austin, TX
01-04	25	--/	at TCU*	W	81-69	Fort Worth, TX
01-07	25	--/	at Oklahoma State*	L	82-86	Stillwater, OK
01-10	RV	23	KANSAS*	W	72-59	Austin, TX
01-15	25	15	IOWA STATE *	W	74-59	Austin, TX
01-18	25	--/	at Texas Tech *	L	64-68	Lubbock, TX
01-22	RV	24	at Baylor *	W	68-55	Waco, TX
01-25	24	14	OKLAHOMA *	W	78-58	Austin, TX
01-28	24	--/	OKLAHOMA STATE *	W	78-69	Austin, TX
02-01	20	--/	at West Virginia *	W	69-56	Morgantown, WV
02-04	20	--/	Kansas *	W	68-65	Lawrence, KS
02-08	17	--/	TEXAS TECH *	W	80-71	Austin, TX
02-11	17	--/	TCU *	W	70-50	Austin, TX
02-13	17	22	at Iowa State *	L	61-66	Ames, IA
02-19	19		WEST VIRGINIA *	W	74-48	Austin, TX
02-25	19	13	OKLAHOMA *	W	67-45	Norman, OK
02-27	12	--/	BAYLOR *	L	54-63	Austin, TX
03-04	12	--/	at Kansas State *	W	80-52	Manhattan, KS
03-10	15	--/	Kansas State	W	60-42	Kansas City, MO
03-11	15	--/	Oklahoma State	W	64-57	Kansas City, MO
03-12	15	25	Iowa State	L	57-64	Kansas City, MO
03-18	15		East Carolina	W	79-40	Austin, TX
03-20	15		Louisville	L	51-73	Austin, TX
03-30	--/	6/5	vs. South Carolina [Elite 8]	L	34-62	San Antonio, TX

**2023-24**



**33-5 / 14-4 Big 12 [2nd]**  
**Elite Eight**  
**Final Rank: 7 / 5 [AP/Coaches]**  
**Coach: Vic Schaefer**

DATE	UT	OPP	OPPONENT	W/L	SCORE	SITE
11-08	13	--/	SOUTHERN	W	80-35	Austin, TX
11-12	13	5/6	LIBERTY	W	75-57	Austin, TX
11-14	13		UT-ARLINGTON	W	110-64	Austin, TX
11-19	13	6/4	LOUISIANA TECH	W	96-44	Austin, TX
11-23	11	--/	Arizona State	W	84-42	St. Thomas, Virgin Islands
11-24	11		High Point	W	101-39	St. Thomas, Virginia Islands
11-25	11		USF	W	76-44	St. Thomas, Virgin Islands
11-29	12		ORAL ROBERTS	W	112-74	Austin, TX
12-03	12	11/12	UCONN	W	80-68	Austin, TX
12-06	10		LONG BEACH STATE	W	106-62	Austin, TX
12-13	5	--/	at Arizona	W	88-75	Tucson, AZ
12-20	5	--/	at UTRGV	W	104-51	Edinburg, TX
12-27	5	--/	JACKSON STATE	W	97-52	Austin, TX
12-30	5	10/11	BAYLOR*	L	79-85	Austin, TX
01-03	5	--/	at Texas Tech*	W	74-47	Lubbock, TX
01-06	5	24/25	at West Virginia*	W	70-49	Morgantown, WV
01-10	10		TCU*	W	72-60	Austin, TX
01-13	10	12/12	at Kansas State*	L	58-61	Manhattan, Kan.
01-16	10		KANSAS*	W	91-56	Austin, TX
01-20	10		at Oklahome State*	W	76-66	Stillwater, OK
01-24	11	--/	OKLAHOMA	L	87-91	Austin, TX
01-27	11	--/	CINCINNATI*	W	67-50	Austin, TX
02-01	10	13/13	at Baylor*	W	67-55	Waco, TX
02-04	10	2/2	KANSAS STATE*	W	61-54	Austin, TX
02-10	12	--/	at TCU*	W	65-43	Fort Worth, TX
02-14	7		at Houston*	W	82-66	Houston, TX
02-17	7		IOWA STATE*	W	81-60	Austin, TX
02-21	5		TEXAS TECH*	W	77-72	Austin, TX
02-24	5	--/	at UCF*	W	87-56	Orlando, Fla.
02-28	5	--/	at Oklahoma*	L	70-71	Norman, OK
03-02	5	--/	BYU*	W	71-46	Austin, TX
03-09	3	--/	Kansas	W	76-60	Kansas City, MO
03-11	3		Kansas State	W	71-64	Kansas City, MO
03-12	3		Iowa State	W	70-53	Kansas City, MO
03-22	6		DREXEL	W	82-42	Austin, TX
03-24	6		ALABAMA	W	65-54	Austin, TX
03-29	6	16/13	Gonzaga	W	69-47	Portland, OR
03-31	6	11/11	NC State	L	66-76	Portland, OR
03-13	9/10	4/4	vs. Baylor	W	67-58	Kansas City, MO
<b>NCAA Championship</b>						
03-18	6/7	-/	vs. Fairfield	W	70-52	Austin, TX
03-20	6/7	-/RV	vs. Utah	W	78-56	Austin, TX
03-25	6/7	14/15	vs. Ohio State	W	66-63	Spokane, WA
03-27	6/7	2/2	vs. Stanford	L	50-59	Spokane, WA

2024-25



35-4 / 15-1 SEC [t-1st]

NCAA Final Four

Final Rank: 4 / 4 [AP/Coaches]

Coach: Vic Schaefer

DATE	UT	OPP	OPPONENT	W/L	SCORE	SITE
11-10	4		SOUTHEAST MO. ST.	W	119-47	Austin, TX
11-13	4		LAMAR	W	95-58	Austin, TX
11-17	4		at DePaul	W	91-61	Chicago, IL
11-20	4		TARLETON ST.	W	83-41	Austin, TX
<b>Gulf Coast Showcase</b>						
11-29	5		vs New Mexico St.	W	90-50	Estero, FL
11-30	5		vs Butler	W	94-59	Estero, FL
12-01	5	12/10	vs West Virginia	W	78-73	Estero, FL
<b>SEC-ACC Challenge</b>						
12-05	4	10/10	at Notre Dame	L	70-80	South Bend, IN
12-08	4		at James Madison	W	93-62	Harrisonburg, VA
12-11	6		SOUTHERN UNIVERSITY	W	97-39	Austin, TX
12-15	6	RV	at Richmond	W	65-54	Richmond, VA
12-17	6		LA SALLE	W	111-49	Austin, TX
12-22	6	RV	SOUTH DAKOTA ST.	W	103-57	Austin, TX
12-29	5		UTRGV	W	94-25	Austin, TX
01-02	5	9/10	at Oklahoma*	W	80-73	Norman, OK
01-05	5		ARKANSAS*	W	90-56	Austin, TX
01-09	5	18/19	ALABAMA*	W	84-40	Austin, TX
01-12	5	2/2	at South Carolina*	L	50-67	Columbia, SC
01-16	7		at Auburn*	W	74-57	Auburn, AL
<b>Corretta Scott King Classic</b>						
01-20	7	8/9	vs Maryland*	W	89-51	Newark, NJ
01-23	7	17/17	TENNESSEE*	W	80-76	Austin, TX
01-26	7	RV/RV	at Ole Miss*	W	61-58	Oxford, MS
01-30	5		MISSOURI*	W	70-61	Austin, TX
02-02	5		at Texas A&M*	W	70-50	College Station, TX
02-06	4	24/24	VANDERBILT*	W	87-66	Austin, TX
02-09	4	2/2	SOUTH CAROLINA*	W	66-62	Austin, TX
02-13	3	8/13	at Kentucky*	W	67-49	Lexington, KY
02-16	3	5/5	LSU*	W	65-68	Austin, TX
02-24	1		at Georgia*	W	57-26	Athens, GA
02-27	1		at Mississippi St.*	W	68-64	Starkville, MS
03-02	1		FLORIDA*	W	72-46	Austin, TX
<b>SEC Championship</b>						
03-07	1		vs Ole Miss	W	70-63	Greenville, SC
03-08	1	9/9	vs LSU	W	56-49	Greenville, SC
03-09	1	5/5	vs South Carolina	L	45-64	Greenville, SC
<b>NCAA Championship</b>						
03-22	5		WILLIAM & MARY [1st Rnd]	W	105-61	Austin, TX
03-24	5		ILLINOIS [2nd Rnd]	W	65-48	Austin, TX
03-29	5	20/20	vs Tennessee [Sweet 16]	W	67-59	Birmingham, AL
03-31	5	6/6	vs TCU [Elite 8]	W	58-47	Birmingham, AL
04-04	5	2/2	vs South Carolina [Final 4]	L	57-74	Tampa, FL

## ERWIN CENTER YEAR-BY-YEAR RECORD

YEAR	W-L
1977-78	10-1
1978-79	14-0
1979-80	12-0
1980-81	10-3
1981-82	14-0
1982-83	17-0
1983-84	15-1
1984-85	14-0
1985-86	16-0
1986-87	12-2
1987-88	15-1
1988-89	15-1
1989-90	15-2
1990-91	11-4
1991-92	13-2
1992-93	11-4
1993-94	13-2
1994-95	8-6
1995-96	12-2
1996-97	12-3
1997-98	11-3
1998-99	11-4
1999-00	11-3
2000-01	11-5
2001-02	14-3
2002-03	15-0
2003-04	16-0
2004-05	13-1
2005-06	8-7
2006-07	13-5
2007-08	11-3
2008-09	12-4
2009-10	12-4
2010-11	11-4
2011-12	13-4
2012-13	9-6
2013-14	14-2
2014-15	15-2
2015-16	17-1
2016-17	15-3
2017-18	16-2
2018-19	10-6
2019-20	11-5
2020-21	12-4
2021-22	14-3
<b>TOTALS</b>	<b>574-118 [.863]</b>



## ERWIN CENTER RECORDS

### Most Team Points Scored

<b>Texas</b>	135 [135-37] vs. Centenary, 12-16-00
<b>Opponent</b>	100 [84-100] vs. Oral Roberts, 03-11-78

### Largest Margin of Victory

<b>Texas</b>	98 [UT 135, Centenary 37], 12-16-00
<b>Opponent</b>	27 [Baylor 75, UT 48], 02-09-13

### Longest Winning Streak

45 games from a Jan. 2, 1984 win over Southern Cal to a Dec. 14, 1986 loss to Tennessee [spanned four seasons].

### Longest Losing Streak

5 games from a Feb. 8, 2006 loss to Texas A&M to a March 1, 2006 loss to Baylor.

### Largest Crowd

15,303 March 27, 1987 loss [75-59] to Louisiana Tech in NCAA Final Four in front of a sold out Erwin Center.

### Most Individual Points Scored

<b>Texas</b>	48 by Danielle Viglione vs. Houston [01-29-94]
<b>Opponent</b>	44 by Ari McDonald, Arizona [11-17-19] 44 by Merlakia Jones, Florida [01-25-95]

### Most Individual Rebounds

<b>Texas</b>	22 by Stacy Stephens vs. Baylor [02-25-04]
<b>Opponent</b>	21 by Erin Scholz, Colorado [02-26-97]

## ERWIN CENTER OVERTIME GAMES [10-10]

Kansas 70, Texas 66	01-12-22
Oklahoma 68, Texas 63	02-27-21
Texas 84, Oklahoma 81	01-29-15
Texas 79, Oklahoma 74	01-08-14
Oklahoma 71, Texas 67	01-16-11
Iowa State 73, Texas 71	01-23-10
Kansas State 77, Texas 74	01-13-08
Texas 71, Kansas State 70	01-22-06
Texas 73, Baylor 72 [2OT]	02-15-04
Texas 68, Oklahoma 62	02-19-02
Kansas State 80, Texas 76	01-30-02
Texas 87, Texas Tech 82 [2OT]	01-13-02
Texas Tech 91, Texas 85 [2OT]	02-23-00
Michigan State 80, Texas 78	11-29-97
Texas 71, Nebraska 70	02-17-97
Tennessee 68, Texas 65	12-21-96
Texas 97, Florida 84 [2OT]	11-26-96
Florida 82, Texas 71	01-25-95
Texas 76, Penn State 73	01-30-92
Louisiana Tech 83, Texas 80	03-26-88*
Texas 80, Stephen F. Austin 79	01-20-82

\*NCAA Tournament Midwest Regional Championship Game.

## ERWIN CENTER ATTENDANCE

### Top Five Single-Season Average Attendance

YEAR	AVG	HOME DATES	TOTAL ATTENDANCE
1994-95	8,009	14	112,119
1987-88	7,663	16	122,613
1993-94	7,614	15	114,208
1989-90	7,525	17	127,921
1996-97	7,467	15	111,998

## ERWIN CENTER TOP-15 CROWDS

ATTEN	OPPONENT	DATE
1. 15,303	Louisiana Tech *	03-27-87
2. 14,413	Ole Miss	01-22-88
3. 14,115	Texas Tech	02-24-96
4. 13,378	Texas Tech	02-25-95
5. 13,358	Soviet National Team	11-18-87
6. 12,874	Maryland #	03-25-89
7. 12,531	Arkansas	02-09-91
8. 12,506	Oklahoma State	03-05-22
9. 12,474	Texas Tech	02-01-04
10. 12,390	Louisiana Tech #	03-24-90
11. 12,352	Texas Tech	01-22-94
12. 12,288	Louisiana Tech #	03-26-88
13. 11,877	UConn	01-15-18
14. 11,769	TCU	02-21-89
15. 11,646	Texas A&M	02-09-94

\* - NCAA Final Four

# - NCAA Midwest Regional

The Frank Erwin Center [16,540 capacity] has been the home of Texas Basketball since the 1977-78 season. The site of tremendous moments in UT basketball history, the Erwin Center is also a mecca of collegiate basketball. One step inside "The Drum" reveals an arena bathed in burnt orange and numerous banners chronicling the rich championship tradition of Texas Basketball. Visible for miles when burnt orange floodlights illuminate it at night, the Frank Erwin Center is a beacon on UT's campus. The building is named for former UT Board of Regents member Frank Erwin.



### TEXAS HOME ATTENDANCE RECORDS

Year	# of Home Games	Total Attendance	Attendance Average	National Rank
1980-81	13	23,100	1,777	N/A
1981-82	14	21,646	1,546	N/A
1982-83	17	25,127	1,478	N/A
1983-84	16	32,245	2,015	9th
1984-85	14	32,053	2,290	6th
1985-86	16	73,984	4,624	1st
1986-87	14	92,943	6,639	1st
1987-88	16	122,613	7,663	1st
1988-89	16	135,702	8,481	1st
1989-90	17	127,921	7,525	1st
1990-91	15	92,412	6,161	1st
1991-92	15	86,096	5,740	3rd
1992-93	15	86,493	5,766	4th
1993-94	15	114,208	7,614	3rd
1994-95	14	112,119	8,009	2nd
1995-96	14	103,869	7,419	5th
1996-97	15	111,998	7,467	5th
1997-98	14	88,243	6,303	8th
1998-99	15	100,674	6,712	10th
1999-00	14	91,674	6,579	10th
2000-01	16	92,743	5,796	11th
2001-02	17	91,648	5,356	15th
2002-03	15	80,974	5,398	14th
2003-04	16	115,057	7,191	10th
2004-05	14	95,360	6,811	13th
2005-06	15	84,544	5,636	18th
2006-07	18	90,783	5,044	19th
2007-08	14	76,341	5,452	16th
2008-09	16	84,600	5,288	16th
2009-10	16	78,539	4,909	17th
2010-11	15	70,651	4,710	18th
2011-12	17	67,799	3,988	25th
2012-13	15	58,327	3,888	31st
2013-14	16	54,119	3,382	31st
2014-15	17	57,549	3,385	29th
2015-16	18	66,605	3,700	24th
2016-17	18	68,635	3,813	25th
2017-18	18	83,444	4,636	19th
2018-19	16	64,567	4,035	23rd
2019-20	16	58,213	3,638	30th
2020-21	16	9,995	625	Limited Capacity
2021-22	17	61,488	3,617	22nd
2022-23	18	104,288	5,794	11th
2023-24	19	129,265	6,803	10th

**MOODY CENTER  
YEAR-BY-YEAR RECORD**

YEAR	W-L
2022-23	15-3
2023-24	17-2
2024-25	17-0
<b>Total</b>	<b>49-5</b>



**MOODY CENTER RECORDS**

**Most Team Points Scored**

**Texas** 119 [119-47] vs. Southeast Mo. St., 11-10-24  
**Opponent** 91 [87-91] vs. Oklahoma, 01-24-24

**Largest Margin of Victory**

**Texas** 72 [UT 119, Southeast Mo. St. 47], 11-10-24  
**Opponent** 22 [Louisville 73, UT 51], 03-20-23

**Longest Winning Streak**

17 games from a Nov. 10, 2024 win over Southeast Mo. St. to a Mar. 24, 2025 win to Illinois

**Largest Crowd**

10,763 Feb. 27, 2023 loss to Baylor and Dec. 3, 2023 win over UConn

**Most Individual Points Scored**

**Texas** 26 by Madison Booker vs. Tennessee [01-23-25]  
**Opponent** 26 by Khamil Pierre, Vanderbilt [02-06-25]

**Most Individual Rebounds**

**Texas** 16 by DeYona Gaston vs. Alabama State [12-11-22]  
**Opponent** 20 by Annesah Morrow, LSU [02-16-25]

**MOODY CENTER ATTENDANCE**

*Single-Season Average Attendance*

YEAR	AVG	HOME DATES	TOTAL ATTENDANCE
2022-23	5,794	14	104,228
2023-24	6,803	19	129,265
2024-25	7,836	17	133,214

**MOODY CENTER TOP CROWDS**

ATTEN	OPPONENT	DATE
1. 10,763	Baylor	02-27-23
10,763	UConn	12-03-23
2. 10,580	Florida	03-02-25
3. 10,542	LSU	02-16-25
4. 10,517	South Carolina	02-09-25
5. 10,364	BYU	03-02-24
6. 9,753	Alabama	03-24-24
7. 8,325	Kansas State	02-04-24
8. 8,207	Baylor	12-30-23
9. 7,487	Drexel	03-22-24
10. 7,211	Oral Roberts	11-29-23

## 2025-26 TEXAS WOMEN'S BASKETBALL RECORD BOOK | ALL-TIME LETTERWINNERS

**A**

Aborowa, PRESENT Olamide	2015-19
Akigbogun, Diani	2014-16
Allen-Taylor, Joanne	2018-22
Anderson, Barbara	1976-78
Anderson, Susan	1986-90
Anderson, Yvonne	2008-12
Andrews, Lisa	1987-88
Andrews, Sharon	1976-77
Andrus Stefani	1994-96
Arriaran, Erika	2005-10
Atkins, Ariel	2014-18

**B**

Bacicki, Denise	1980-81
Bailey, Erneisha	2004-08
Bailey, Jaime	1994-98
Basinger, Kim	1976-79
Bass, Chelsea	2010-13
Bayer, Ellen	1986-90
Bell, Jody	2001-05
Benton, Joanne	1988-89, 90-93
Blume, Sheila	1974-76
Bollin, Shell	1981-85
<b>Booker, Madison</b>	<b>2023-present</b>
Boothe, Rellah	2017-18
Bourland, Karen	1975-76
Boutillier, Abbie	2023-25
Bowers, Kala	2001-05
Boyd, Crystal	2005-08
Brandl, Kim	1992-93
Brewer, Kayla	2011-13
Brown, Angela	1993-97
Brown, Edwina	1996-00
Brown, Meg	1997-01
Brown, Taryn	1995-99
Browning, Hattie	1978-80
Burns, Cathy	1976-77

**C**

Campbell, Edna	1989-91
Campbell, Julia	1975-76
Canavan, Courtney	1989-91
Carey, Jamie	2002-05
Carey, Kalee	2003-06
<b>Carlton, Justice</b>	<b>2024-25</b>
Caron-Goudreau, Audrey Ann	2016-18
Caron-Goudreau, Khaleann	2016-18
Chevalier, Ashley	2020-21
Claborn, Amy	1987-91
Clark, Jennifer	1989-93
Cobbins, Tamra	2002-06
Codio, Jordana	2022-25
Coleman, Elyssa	2020-21
Collier, Chari	2018-21
Conwell, Doreatha	1986-88
Cook, Aubry	2005-09
Cook, Tracy	1998-02
Cortija, Carla	2005-09
Cullen, Tina	1998-01

**D**

Davenport, Empress	2012-16
Davis, Clarissa	1985-89
Davis, Jan	1975-76
Denton, Janie	1977-79
Dillard, Tai	1999-03
Dobbs, Randa	1998-01
Donaldson, Kelli	1990-92
Duncan, Tina	1976-78
Durr, DeRenda	1979-80
Dvorak, Linda	1974-75

**E**

Ebo, Lauren	2020-22
Egger, Rita	1974-76
Eglinger, Michele	1984-85, 86-88
Enemkpali, Nneka	2011-15
Ethridge, Kamie	1982-86
Ethridge, Kriss	1982-85

**F**

Farris, Aaron	1986-87
Faye, Kdahija	2022-24
Flores, Lauren	2009-10
Foman, Tasia	2014-17
Fontenette, Ashleigh	2008-12
Forestier, Denise	1988-89
Fortner, Nell	1977-81
Fry, BranDee	2002-03
Fussell, Chassidy	2010-14

**G**

Gardner, Wanda	1985-86
Gaston, DeYona	2020-24
Gayle, Ashley	2008-12
Godfrey, Dana	1998-02
Gonzales, Shaylee	2022-24
<b>Graves, Sarah</b>	<b>2023-present</b>
Gutierrez, Anissa	2021-23

**H**

Hall, Pennee	1986-88
Hall, Vicki	1988-93
<b>Harmon, Rori</b>	<b>2021-Present</b>
Harris, Fran	1982-86
Harris, Laura	1977-80
Hartman, Cheryl	1978-81, 82-83
Hartung, Anne Marie	2010-13
Hasenmyer, Amber	1993-97
Hastings, Annissa	2000-03, 04-05
Hattis, Sara	2012-13, 14-16
Hauglum, Sherryl	1980-83
Hemphill, Gay	1984-86
Henderson, Cinietra	1989-93
Henderson, Krystle	2013-15
Henderson, Nekeshia	1991-95
Higgs, Lashann	2015-20
Hildebrandt, Marieta	1975-76
Hill, Asha	1988-02
Holcomb, Judy	1992-93
Holle, Shay	2020-25
Holley, Katie	1998-99
Holmes, Jo Ann	1974-75
Holmes, Joyner	2016-20
Horn, Diane	1977-79
Hosey, Jordan	2015-18
Hudson, Shilah	1998-99
Hughes, Nicky	2006-08
Hunter, Kyndall	2021-22

**I**

Inman, Kristi	1991-94
---------------	---------

**J**

Jackson, Angela	1994-98
Jackson, Tiffany	2003-07
Jepersen, Janna	2002-03
Johnson, Emily	2015
Johnson, Eurica	1990-91
Johnson, Precious	2020-21
Johnson, Rashunda	1998-00
Johnson, Yvonne	1974-75
Jones, C.J.	1984-88

Jones, Lesa	1980-82
Jones, Nekia	2013-15
Jones, Tammy	1991-95
Jones, Taylor	2022-25

**K**

Kennedy, Cobi	1991-95
<i>King-Haweae, Rori</i>	2021-22

**L**

Lambert, Kyra	2020-21
Lancaster, Sarah	2010-11
Lang, Kelsey	2013-17
Larkin, Kenya	2000-02
<b>Lee, Jordan</b>	<b>2024-present</b>
Lindeman, Ellen	1978-79
Lindsey, Ashley	2005-09
Littleton, Carla	1996-97, 98-01
Littleton, Destiny	2017-19
Lloyd, Andrea	1983-87
Lukefahr, Lisa	1984-85
Lumms, Kim	1995-99

**M**

Mackey, Terri	1980-83
Major, Ronisha	2011-13
Maul, Gisella	2023-24
<i>Masudi, Femme</i>	2021-23
<i>Matharu, Aliyah</i>	2021-22
Mattox, Gabriell	2006-07
Mazionyte, GiGi	2012-14
McBride, Lyssa	1986-90
McCarty, Brooke	2014-18
McClellan, Lorene	1974-76
McCutchen, Michelle	1990-91, 92-93
McDonald, Cathy	1980-83
McGee-Stafford, Imani	2012-16
McKenna, Patricia	1976-78
McKoy, Shanice	2010-11
McMahan, Eryn	1997-99
Meeks, Fey	1989-93
Mergerson, Mariana	2005-07
Mieloszynska, Daria	2004-06
Miller, Pam	1978-79
Moegle, Paulette	1985-88
Moore, Aaliyah	2021-25
Moore, Tiffany	2010-12
Munn, Evwella	1978-80
Muhammad, Amina	2022-24
Mwenentanda, Ndjakalenga	2022-25

**N**

Nash, Kathleen	2007-11
Nash, Kristen	2006-11
Nelson, Alisha	1976-78
Norman, Nina	2002-06

**O**

Ogletree, Angie Jo	1993-97
<b>Oldacre, Kyla</b>	<b>2024-present</b>
Olson, Nancy	1976-77
Ortiz, Karisma	2020-21

**P**

Palmer, Isabel	2019-20
Patterson, Chasity	2017-18
Penick, Lee Ann	1979-80
Peoples, Cassie	2011-12
Pesch, Marie	1986-89
Phelia, Laila	2024-25
Phillips, Yolanda	1988-92
Pointer, Johnna	1988-92
Pollard, Benita	1990-94
Pollini, Catarina	1988-89

**Preston, Bryanna** **2024-present**

Priddy, Cara	1982-86
--------------	---------

**R**

Rankin, Debra	1979-82
Raven, Brittainey	2006-10
Reed, Coco	2001-06
Reed, Cokie	2009-10, 11-13
Remus, Carol	1976-77
Rentschler, Rachel	2007-08
Richards, Trudie	1977-78, 79-80
Roberts, Ashley	2012-14
Robinson, Katrina	2004-07
Rochester, Rene	1977-79
Rodrigo, Celina	2012-16
Routt, Erica	1992-96
Routt, Shae	2018-21
Ruffner, Christine	1994-95
Ryan, Lindsey	1999-01

**S**

Sanders, Brady	2011-16
Sare, Alisha	1999-03
Schreiber, Heather	2001-05
Scott, Melissa	1980-82
Seidensticker, Frances	1974-75
Self, Cathy	1974-77
Smith, Amie	1993-97
Smith, Annette	1981-84, 85-86
Smith, Audrey	1982-86
Smith, Dee	1995-99
Smith, Jean	1977-78
Smith, Pam	1974-75
Stephens, Stacy	2000-04
Sutton, Sug	2016-20
Swaim, Jackie	1978-81
Swayden, Tracie	1994-95
Swindell, Retha	1975-79

**T**

Tau, Helen	2013-14
Taylor, Brianna	2013-17
Taylor, Celeste	2019-21
Taylor, Nadia	2013-14
Taylor, Sophie	2019-20
Thiel, Stephanie	2002-03
Thorne, Jody	1974-75
Thornhill, Jeri	1974-75
Toles, Labob	1974-75
Totzke, Barb	1979-80
Trice, Treva	1974-75
Turnbough, Debbie	1975-76

**U**

Underwood, Jada	2016-20
-----------------	---------

**V**

Vander Zee, Lilley	2013-15
Viglione, Danielle	1993-97
Viverette, Virginia	1996-99

**W**

Waggoner, Linda	1976-80
Wallace, Vanessa	1995-99
Walling, Nancy	1979-83
Warren, Audrey	2018-22
Whaley, Esoleta	1980-84
White, Carrie	1995-96, 97-98
White, Jatarie	2016-19
White, Kaira	2000-02
Williams, Beverly	1984-88
Williams, Danni	2018-19

## 2025-26 TEXAS WOMEN'S BASKETBALL RECORD BOOK | ALL-TIME LETTERWINNERS

<u>Williams, Eamesia</u>	<u>2005-08</u>
<u>Williams, Joy</u>	<u>1979-83</u>
<u>Williams, Mercedes</u>	<u>2001-05</u>
<u>Wimbish, Yulonda</u>	<u>1984-88</u>
<u>Woods, JoRuth</u>	<u>1997-01</u>

## 2025-26 TEXAS WOMEN'S BASKETBALL RECORD BOOK | ALL-TIME NUMBERS

<b>00</b>	
<b>Kyla Oldacre</b>	<b>2024-present</b>
Kayla Brewer	2011-13
Earnesia Williams	2005-10

<b>0</b>	
<i>Kobe King-Hawe</i>	2021-22
Celeste Taylor	2019-21

<b>1</b>	
<b>Bryanna Preston</b>	<b>2024-present</b>
Lauren Ebo	2020-22
Sug Sutton	2016-20
Empress Davenport	2012-16
Tamra Cobbins	2002-06
Coco Reed	2001-02

<b>2</b>	
Shaylee Gonzales	2022-24
<i>Aaliyah Matharu</i>	2021-22
Celina Rodrigo	2012-16

<b>3</b>	
<b>Rori Harmon</b>	<b>2021-Present</b>
Karisma Ortiz	2020-21
Danni Williams	2018-19
Nneka Enemkpal	2011-15
Carla Cortijo	2005-09
Jody Bell	2002-05
Kiara White	2000-02

<b>4</b>	
<i>Anissa Guitierrez</i>	2022-23
<i>Kobe King-Hawe</i>	2021-2022
Isabel Palmer	2019-20
Destiny Littleton	2017-19
Krystle Henderson	2013-15
Tiffany Moore	2010-12
Erika Arriaran	2005-10
Kala Bowers	2001-05

<b>5</b>	
Laila Phelia	2024-25
<i>DeYona Gaston</i>	2021-24
Sophie Taylor	2019-20
Jordan Hosey	2015-18
Ashley Roberts	2012-14
Kathleen Nash	2007-11
Alisha Sare	1999-03

<b>6</b>	
<b>Sarah Graves</b>	<b>2025-present</b>

<b>7</b>	
<b>Jordan Lee</b>	<b>2024-present</b>

<b>8</b>	
<b>Grace Prenter</b>	<b>2025-present</b>

<b>10</b>	
Shay Holle	2020-25
Lashann Higgs	2015-20
Brittainey Raven	2006-10
Jody Bell	2001-02
Meg Brown	1997-01
Amie Smith	1993-97
Johnna Pointer	1988-92
Beverly Williams	1984-88
Nancy Walling	1979-83
Rene Rochester	1978-79

<b>11</b>	
<b>Justice Carlton</b>	<b>2024-present</b>
<i>Tionna Herron</i>	2023-24
<i>Sonya Morris</i>	2022-23
Joanne Allen-Taylor	2018-22
Brooke McCarty	2014-18
Chelsea Bass	2010-13
Jamie Carey	2002-05
Shilah Hudson	1998-99
NeKeshia Henderson	1991-95
Catarina Pollini	1988-89
Melanee Kaplan	1987-88
Audrey Smith	1982-86

Lee Ann Penick	1979-80
Ellen Lindeman	1978-79

<b>12</b>	
Jada Underwood	2016-20
Helen Tau	2013-14
Yvonne Anderson	2008-12
Kalee Carey	2003-06
Tai Dillard	1999-03
Eryn McMahan	1997-99
Angela Brown	1993-97
Amy Claborn	1987-91
Liz Lukefahr	1984-85
Esoleta Whaley	1980-84
Trudie Richards	1977-78, 79-80

<b>13</b>	
Jordana Codio	2022-25
Emily Johnson	2015
Lauren Flores	2009-10
Kenya Larkin	2000-02
Katie Holley	1998-99
Danielle Viglione	1993-97
Lyssa McBride	1986-90
Michelle Eglinger	1984-85
Debra Rankin	1979-82

<b>14</b>	
<i>Amina Muhammad</i>	2022-24
Olamide Aborowa	2015-19
Stephanie Thiel	2002-03
Vanessa Wallace	1995-99
Christine Ruffner	1994-95
Judy Holcomb	1992-93
Pennee Hall	1986-88
Terri Mackey	1980-83

<b>15</b>	
Kyra Lambert	2020-21
Chasity Patterson	2017-18
Sarah Lancaster	2010-11
Gabriell Mattox	2006-07
Dee Smith	1996-99
Jennifer Clark	1989-93
Annette Smith	1981-84, 85-86
Jackie Swaim	1978-81

<b>16</b>	
<b>Lovisa Asbrink Hose</b>	<b>2025-present</b>

<b>20</b>	
Khadija Faye	2022-24
Elyssa Coleman	2020-21
Brianna Taylor	2013-17
Ermeshia Bailey	2004-08
Janna Jespersen	2002-03
JoRuth Woods	1997-01
Amber Hasenmyer	1993-97
Susan Anderson	1986-90
Fran Harris	1982-86
Laura Harris	1978-80
Linda Waggoner	1976-78

<b>21</b>	
<b>Ashton Judd</b>	<b>2025-present</b>
<i>Gisella Maul</i>	2023-24
<b>Aaliyah Moore</b>	<b>2021-22</b>
Nekia Jones	2013-15
Cassie Peoples	2011-12
Heather Schreiber	2001-05
Carrie White	1995-96, 97-98
Tammy Jones	1991-95
Edna Campbell	1989-91
Paulette Moegle	1985-88

<b>22</b>	
<i>Kyndall Hunter</i>	2021-22
Shae Routt	2018-Present
Tasia Foman	2014-17
Ashley Gayle	2008-12
Nina Norman	2002-06
Angie Jo Ogletree	1993-97
Kim Brandl	1992-93
Ellen Bayer	1986-90

Gay Hemphill	1984-86
Lesia Jones	1980-82
Diane Horn	1977-79
Cathy Self	1974-77

<b>23</b>	
<b>Aaliyah Crump</b>	<b>2025-present</b>
<b>Aaliyah Moore</b>	<b>2022-Present</b>
<i>DeYona Gaston</i>	2020-21
Ariel Atkins	2016-18
GiGi Mazionyte	2012-14
Niqky Hughes	2006-08
Coco Reed	2002-06
Angela Jackson	1994-98
Holly Graham	1993-94
Eurica Johnson	1990-91
Lisa Andrews	1987-88
Tracy Cook	1988-02
Kriss Ethridge	1982-85
Nell Fortner	1977-81
Nancy Olson	1974-76
Lorene McClellan	1974-76

<b>24</b>	
Joyner Holmes	2016-20
Ariel Atkins	2014-16
Chassidy Fussell	2010-14
Edwina Brown	1996-00
Dee Smith	1995-96
Kristi Inman	1991-94
Clarissa Davis	1985-89
Lisa Lukefahr	1984-85
Debbie Riverkamp	1983-84
Linda Waggoner	1978-80
Laura Harris	1977-78

<b>25</b>	
<b>Breya Cunningham</b>	<b>2025-present</b>
<b>Sarah Graves</b>	<b>2022-25</b>
Ashley Chevalier	2020-21
Ronisha Major	2011-13
Kim Lummus	1995-99
Andrea Lloyd	1983-87
Julia Campbell	1975-76

<b>30</b>	
Khaleann Caron-Goudreau	2016-18
Tina Cullen	1998-01
Tracie Swayden	1994-95
Denise Forestier	1988-89
Shell Bollin	1981-85
Denise Babicki	1980-81
Barb Totzke	1979-80
Rene Rochester	1977-78
Carol Remus	1976-77
Rita Egger	1974-76

<b>31</b>	
Audrey Warren	2018-22
Audrey-Ann Caron-Goudreau	2016-18
Fey Meeks	1989-93

<b>32</b>	
<b>Teya Sidberry</b>	<b>2025-present</b>
Ndjakalenga Mwenentanda	2022-25
Brady Sanders	2011-16
Kristen Nash	2006-11
Asha Hill	1998-02
Erica Routt	1992-96
Yolanda Phillips	1988-92
C.J. Jones	1984-88
Hattie Browning	1978-80
Patricia McKenna	1976-78
Marieta Hildebrandt	1975-76

<b>33</b>	
Rellah Boothe	2017-18
Sara Hattis	2014-16
Ashleigh Fontenette	2008-12
Tiffany Jackson	2003-07
Taryn Brown	1995-99
Benita Pollard	1990-94
Kamie Ethridge	1982-86
Melissa Scott	1980-82

Kim Basinger	1978-79
Cathy Burns	1976-77
Sheila Blume	1974-76

<b>34</b>	
<i>Femme Masudi</i>	2021-23
Imani McGee-Stafford	2012-16
Crystal Boyd	2005-08
BranDee Fry	2002-03
Virginia Viverette	1996-99
Cobi Kennedy	1991-95
Yulonda Wimbish	1984-88
Janie Denton	1977-79
Kim Basinger	1976-77
Jan Davis	1975-76

<b>35</b>	
<b>Madison Booker</b>	<b>2023-present</b>
Latasha Lattimore	2021-2022
Charli Collier	2018-21
Diani Akigbogun	2014-16
Sara Hattis	2012-13
Ashley Lindsey	2005-09
Stefani Andrus	1994-96
Ewwella Munn	1978-80
Barbara Anderson	1976-78

<b>40</b>	
<i>Anissa Guitierrez</i>	2021-2022
Jatarie White	2017-19
Kelsey Lang	2013-17
Randa Dobbs	1998-01
Cheryl Hartman	1978-81, 1982-83
Kim Basinger	1977-78
Karen Bourland	1975-76
Jeri Thornhill	1974-75

<b>41</b>	
Lilley Vander Zee	2013-15
Stacy Stephens	2000-04
Michelle McCutchen	1990-91, 92-93

<b>43</b>	
Nadia Taylor	2013-14
Shanice McKoy	2010-11
Vicki Hall	1988-93
Joy Williams	1979-83
Alisha Nelson	1976-78
Debbie Turnbough	1975-76

<b>43</b>	
Aubry Cook	2005-09
Annissa Hastings	2000-03, 2004-05
Courtney Canavan	1989-91
Aaron Farris	1986-87
Jean Smith	1977-78

<b>44</b>	
Taylor Jones	2022-25
Anne Marie Hartung	2010-13
Rachel Rentschler	2007-08
Katrina Robinson	2004-07
Carla Littleton	1996-97, 98-01
Kelli Donaldson	1990-92
Marie Pesch	1986-89
Cara Priddy	1982-86
DeRenda Durr	1979-80
Retha Swindell	1975-79

<b>45</b>	
Cokie Reed	2009-10, 2011-13
Jaime Bailey	1994-98
Michele Eglinger	1984-85, 86-88
Cathy McDonald	1980-83
Pam Miller	1978-79
Tina Duncan	1976-78

<b>50</b>	
Abbie Boutilier	2023-25
Mariana Mergerson	2005-07
Dana Godfrey	1998-02
Doreatha Conwell	1986-88
Wanda Gardner	1985-86
Sherryl Hauglum	1980-93

**51**

Precious Johnson	2020-21
Daria Mieloszynska	2004-06
Joanne Benton	1988-89, 1990-93

**52**

Cinietra Henderson	1989-93
--------------------	---------

**53**

Mercedes Williams	2001-05
-------------------	---------

**54**

Rashunda Johnson	1998-00
------------------	---------

**55**

Lindsey Ryan	1999-01
--------------	---------

## 2025-26 TEXAS WOMEN'S BASKETBALL RECORD BOOK | ALL-TIME VS. OPPONENTS

Abilene Christian	0-1	Immaculata	0-1	Portland State	1-0
Alabama	5-0	Indiana	1-1	Prairie View A&M	2-1
Alabama State	2-0	Iowa	2-2	Princeton	2-0
Alcorn State	2-0	Iowa State	28-23	Purdue	2-3
Angelo State	2-0	Jackson State	4-0	Queens	0-1
Arizona	3-1	James Madison	2-0	Quinnipiac	1-0
Arizona State	6-0	Kansas	36-12	Rice	34-1
Arkansas	23-3	Kansas State	33-18	Richmond	2-0
Arkansas State	1-0	Kentucky	3-0	Rutgers	8-5
Arkansas-Pine Bluff	2-0	Lamar	8-2	Sacramento State	1-1
Auburn	1-1	La Salle	1-0	Saint Joseph's	4-1
Baylor	61-50	LSU	7-4	Sam Houston State	9-0
Boston College	0-1	Lamar	7-2	San Diego	4-0
Boston University	1-0	Little Rock	2-0	San Diego State	1-2
Bradley	1-0	Liberty	1-0	San Francisco	1-0
Butler	1-0	Long Beach State	8-2	San Jacinto JC	0-1
BYU	6-1	Louisiana Tech	5-8	San Jose State	2-0
Cal State-Fullerton	2-0	Louisiana-Lafayette	4-0	Santa Clara	1-1
Cal State-Northridge	1-0	Louisiana-Monroe	7-0	Seton Hall	1-1
California	5-2	Louisville	2-2	SMU	36-3
Canisius	1-0	Loyola Marymount	1-0	South Carolina	3-5
Centenary	1-0	Maine	2-0	South Dakota State	1-0
Central Arkansas	1-0	Marquette	1-2	South Florida	2-2
Central Connecticut	2-0	Maryland	3-4	Southeastern Louisiana	2-1
Central Florida	2-0	Maryland-Eastern Shore	1-0	Southeast Missouri	2-0
Central Michigan	1-1	McLennan CC	4-0	Southern	9-0
Central Missouri	1-0	McNeese State	7-0	Southern Connecticut	2-1
Cheyney State	1-0	Memphis	1-0	Springfield	1-0
Cincinnati	2-0	Mercer	1-0	St. Edward's	2-0
Clemson	1-1	Miami	2-1	St. John's	2-0
Colorado	16-4	Michigan	1-0	St. Mary's [Calif.]	1-1
Cornell	1-0	Michigan State	3-2	St. Mary's [Texas]	5-0
Creighton	1-0	Minnesota	4-0	Stanford	6-9
Dayton	1-0	Mississippi College	1-1	Stephen F. Austin	11-6
DePaul	3-0	Mississippi State	3-3	Stetson	2-0
Delaware State	1-0	Mississippi Valley State	1-0	Syracuse	0-1
Delta State	3-0	Missouri	24-2	Tarleton State	2-0
Denver	2-0	Missouri State	3-0	TCU	54-4
Detroit-Mercy	2-0	Montana	2-0	Temple	1-0
Drake	3-1	Montclair State	0-2	Temple JC	7-1
Drexel	1-0	Navy	1-0	Tennessee	18-26
Duke	1-3	Nebraska	14-6	Texas A&M	64-24
Duquesne	1-0	New Mexico	5-3	Texas A&M Corpus-Christi	6-0
East Carolina	1-0	New Mexico State	3-0	Texas A&M-Commerce	1-0
Fairfield	1-0	New Orleans	3-0	Texas A&M-Kingsville	2-0
Florida	2-3	Nicholls State	1-0	Texas Lutheran	4-0
Florida Atlantic	1-0	North Carolina	0-1	Texas Southern	4-0
Florida State	3-0	North Carolina State	6-3	Texas State	24-5
Fordham	3-0	North Texas	15-0	Texas Tech	80-32
Furman	1-0	Northern Arizona	1-0	Texas Wesleyan	1-0
George Washington	1-1	Northwestern	2-0	Trinity	5-1
Georgetown	2-0	Northwestern State	8-0	Tulane	1-0
Georgia	4-5	Notre Dame	1-2	Tyler JC	2-0
Georgia Tech	1-0	Ohio	2-0	UAB	1-0
Gonzaga	1-0	Ohio State	9-2	UC Santa Barbara	1-0
Grambling State	1-0	Oklahoma	40-29	UCLA	7-7
Green Bay	1-0	Oklahoma State	44-17	UCF	1-0
Hampto	2-0	Old Dominion	4-7	UConn	1-10
Hawai'i	1-2	Ole Miss	8-1	UMKC	1-0
High Point	1-0	Oral Roberts	8-1	UNLV	7-0
Hofstra	1-0	Oregon	4-0	USC	9-5
Houston	55-3	Oregon State	4-0	UT-Arlington	12-0
Houston Christian	2-0	Our Lady of the Lake	1-0	UTEP	2-0
Huston-Tillotson	2-0	Panola JC	0-1	UTRGV	12-0
Idaho	4-0	Penn	1-0	UTSA	10-0
Idaho State	1-0	Penn State	7-3	Utah	2-1
Illinois	4-0	Pepperdine	1-0	VCU	2-0
Illinois State	0-1	Pittsburgh	1-0	Vanderbilt	2-4

## 2025-26 TEXAS WOMEN'S BASKETBALL RECORD BOOK | ALL-TIME VS. OPPONENTS

Vermont	1-0
Virginia	4-3
Washington	3-3
Washington State	1-0
Wayland Baptist	15-6
West Texas A&M	2-1
West Virginia	19-10
Western Kentucky	5-2
Western Michigan	4-0
Wharton CC	1-0
Wichita State	1-0
William & Mary	1-0
Wisconsin	2-0

## 2025-26 TEXAS WOMEN'S BASKETBALL RECORD BOOK | **BIG 12 CONFERENCE SERIES RECORDS**

### BAYLOR

Overall: 61-50  
 H: 26-21 • A: 27-23 • N: 8-6  
 Conference: 43-41 [20-40 Big 12]  
 Big 12 Tournament: 2-4  
 Overtime Games: 2-1  
 Longest Win Streak: 37 [1976-1994]  
 Longest Losing Streak: 14 [2011-2016]  
 Largest Victory: +53 [01-05-90]  
 Largest Defeat: -54 [01-21-75]  
 Most Points in a Game: 193 [02-21-76]  
 Most UT Points: 106 [03-03-78]  
 Most BU Points: 116 [01-21-75]

DATE	SITE	RESULT	SCORE
01-21-75	H	L	62-116
03-22-75	N	L	51-75
12-04-75	A	L	49-92
12-21-76	A	W	66-64
02-05-76	A	L	64-83
02-11-76	N	L	64-70
02-21-76	A	L OT	95-98
03-05-76	N	W	84-78
03-03-78	N	W	106-74
03-10-78	N	W	80-73
01-24-79	A	W	88-54
02-14-79	H	W	95-67
02-22-79	N	W	102-60
01-22-80	A	W	80-53
02-12-80	H	W	98-49
01-24-81	H	W	72-65
02-17-81	A	W	74-66
01-26-82	A	W	76-69
02-16-82	H	W	81-63
01-26-83	A	W	84-60
02-26-83	H	W	94-55
01-21-84	H	W	96-51
02-22-84	A	W	93-74
01-16-85	A	W	82-45
02-16-85	H	W	83-53
01-11-86	H	W	93-40
02-12-86	A	W	77-45
01-10-87	A	W	88-58
02-07-87	H	W	92-41
02-02-88	H	W	98-52
03-05-88	A	W	94-43
01-03-89	H	W	80-60
02-04-89	A	W	88-50
01-05-90	H	W	93-40
02-07-90	A	W	92-62
01-05-91	H	W	83-49
02-05-91	A	W	91-67
02-01-92	H	W	83-55
03-04-92	A	W	82-52
03-11-92	N	W	84-56
01-16-93	H	W	82-66
02-13-93	A	W	89-75
01-19-94	H	W	84-73
02-16-94	A	L	75-81
01-21-95	H	W	69-46
02-18-95	A	W	83-78
01-24-96	A	W	82-71
01-21-96	H	W	65-53
01-29-97	H	W	79-61
02-12-97	A	W OT	82-71
02-14-98	A	L	63-67

02-21-98	H	W	99-59
01-13-99	A	L	63-82
02-24-99	H	W	77-62
01-29-00	A	W	83-61
02-12-00	H	W	97-58
01-27-01	A	L	51-73
02-14-01	H	L	75-80
01-26-02	H	L	70-80
02-16-02	A	L	69-76
01-18-03	H	W	70-50
02-26-03	A	W	79-57
01-14-04	A	L	64-78
02-25-04	H	W OT	73-72
03-13-04	H	W	63-59
01-08-05	A	L	60-63
01-22-05	H	W	69-55
01-07-06	A	L	48-61
03-01-06	H	L	64-72
01-24-07	H	L	59-63
02-18-07	A	L	56-71
01-30-08	A	L	60-61
02-13-08	H	W	61-51
03-12-08	N	W	76-61
02-01-09	A	W	58-55
02-28-09	H	L	57-66
01-31-10	H	W	61-50
03-07-10	A	W	70-54
01-12-11	H	L	87-72
02-12-11	A	L	96-68
01-15-12	H	L	59-77
02-21-12	A	L	59-80
02-09-13	H	L	48-75
02-23-13	A	L	47-67
02-01-14	A	L	73-87
02-16-14	H	L	56-72
01-19-15	A	L	58-75
02-08-15	H	L	68-70
03-09-15	N	L	64-75
01-17-16	H	L	67-80
02-29-16	A	L	48-74
03-07-16	N	L	63-79
02-06-17	A	W	85-79
02-20-17	H	L	67-70
01-25-18	A	L	56-81
02-19-18	H	L	87-93
03-05-18	N	L	69-77
02-04-19	H	L	68-74
02-25-19	A	L	35-64
01-31-20	H	L	44-64
03-05-20	A	L	53-69
02-14-21	A	L	35-60
03-01-21	H	L	57-64
03-13-21	N	L	55-66
02-04-22	A	L	63-75
02-06-22	H	L	55-63
03-13-22	N	W	67-58
01-22-23	A	W	68-55
2-27-23	H	L	54-63
12-30-23	H	L	79-85
02-01-24	A	W	67-55

### IOWA STATE

Overall: 28-23  
 H: 14-7 • A: 9-11 • N: 5-5  
 Big 12: 24-19  
 Big 12 Tournament: 5-5  
 Overtime Games: 2-2  
 Longest Win Streak: 6 [2021-Present]  
 Longest Losing Streak: 4 [1999-2001]  
 Largest Victory: +30 [01-11-06]  
 Largest Defeat: -40 [02-20-01]  
 Most Points in a Game: 166 [03-12-21, OT]  
 Most UT Points: 84 [03-12-21, OT]  
 Most ISU Points: 87 [02-20-01]

DATE	SITE	RESULT	SCORE
01-06-83	H	W	79-60
02-19-97	A	L	56-74
02-01-98	H	W	74-67
01-05-99	A	L	68-71
03-01-00	H	L	66-79
03-11-00	N	L	65-75
02-20-01	A	L	47-87
01-09-02	H	W	66-65
02-15-03	A	W	65-55
01-17-04	H	W	67-45
03-10-04	N	W	64-54
02-05-05	A	L	64-73
01-11-06	H	W	80-50
03-07-06	N	L	68-72
01-18-07	A	L	56-67
01-16-08	H	W	59-56
02-15-09	A	W	55-52
03-13-09	N	L	55-59
01-23-10	H	L	71-73
02-21-11	A	L OT	66-57
01-18-12	H	W	62-60
02-04-12	A	L	56-71
01-02-13	A	L OT	65-73
02-06-13	H	L	48-67
02-09-14	H	W	71-64
02-22-14	A	L	64-81
01-10-15	A	L	57-59
01-25-15	H	L	57-58
01-16-16	H	W	75-54
02-06-16	A	W	65-49
01-01-17	A	W	75-68
02-24-17	H	L	66-70
01-27-18	H	W	87-55
02-24-18	A	W	72-59
03-03-18	N	W	81-69
01-12-19	A	W	64-62
03-02-19	H	L	73-82
03-10-19	N	L	69-75
01-06-20	A	W	81-75
02-12-20	H	L	51-69
01-03-21	H	W	74-59
01-23-21	A	W	70-59
03-12-21	N	W OT	84-82
01-19-22	A	W	66-48
02-16-22	H	W	73-48
03-12-22	N	W OT	82-73
1-15-23	H	W	68-53
2-13-22	A	L	61-66
3-12-23	N	L	51-61
02-17-24	H	W	81-60
03-12-24	N	W	70-53

### KANSAS

Overall: 36-12  
 H: 17-5 • A: 14-7 • Neutral: 5-0  
 Big 12: 30-11  
 Big 12 Tournament: 4-0  
 Overtime Games: 0-1  
 Longest Win Streak: 15 [2013-20]  
 Longest Losing Streak: 4 [1998-2001]  
 Largest Victory: +42 [02-08-03]  
 Largest Defeat: -38 [01-23-13]  
 Most Points in a Game: 180 [01-04-83]  
 Most UT Points: 109 [01-04-83]  
 Most KU Points: 85 [02-08-12]

DATE	SITE	RESULT	SCORE
01-09-82	N	W	66-47
01-04-83	H	W	109-71
12-19-83	A	W	81-64
03-18-96	A	L	70-77
01-18-97	H	W	82-72
01-13-98	A	L	71-76
01-27-99	H	L	54-56
02-10-00	A	L	52-64
02-03-01	H	L	60-70
02-26-02	A	W	61-46
03-05--02	N	W	63-61
02-08-03	H	W	89-47
03-12-03	N	W	87-56
01-07-04	A	W	73-54
01-05-05	H	W	66-51
01-03-06	A	L	61-70
02-10-07	H	L	49-50
02-27-08	A	W	57-53
02-11-09	H	W	74-66
02-13-10	A	W	85-82
02-05-11	H	W	80-68
01-04-12	H	L	67-72
02-08-12	A	L	61-85
01-23-13	A	L	38-76
02-20-13	H	W	93-83
01-15-14	H	W	70-58
01-28-14	A	W	80-55
01-03-15	H	W	60-46
02-14-15	A	W	74-63
01-13-16	A	W	75-38
01-27-16	H	W	70-46
03-05-16	N	W	66-50
01-04-17	A	W	66-54
02-11-17	H	W	75-42
01-13-18	H	W	79-62
01-31-18	A	W	55-41
01-23-19	H	W	62-43
02-09-19	A	W	91-73
01-22-20	H	W	85-77
02-15-20	A	L	67-82
01-14-21	H	W	79-72
02-24-21	A	W	61-52
01-12-22	H	L OT	66-70
03-02-22	A	W	70-60
1-10-23	H	W	72-59
2-4-23	A	W	68-65
01-16-24	H	W	91-56
03-11-24	N	W	76-60

# 2025-26 TEXAS WOMEN'S BASKETBALL RECORD BOOK | BIG 12 CONFERENCE SERIES RECORDS

## KANSAS STATE

Overall: 33-18  
 H: 17-5 • A: 12-10 • N: 4-3  
 Big 12: 26-15  
 Big 12 Tournament: 3-3  
 Overtime Games: 2-2  
 Longest Win Streak: 7 [2015-18]  
 Longest Losing Streak: 4 [2001-03]  
 Largest Victory: +27 [02-03-07]  
 Largest Defeat: -21 points [02-13-13]  
 Most Points in a Game: 166 [12-11-82]  
 Most UT Points: 93 [12-11-82]  
 Most K-State Points: 87 [01-16-19]

DATE	SITE	RESULT	SCORE
12-11-82	H	W	93-73
03-25-83	N	W OT	73-70
12-30-83	A	W	82-78
12-15-84	H	W	74-48
01-11-97	A	L	67-68
02-11-98	H	W	73-57
01-16-99	A	L	68-75
01-05-00	H	W	80-58
01-17-01	A	L	63-72
01-30-02	H	L 2OT	76-80
03-06-02	N	L	63-79
01-25-03	A	L	69-71
02-29-04	H	W	65-63
02-16-05	A	W	64-60
03-10-05	N	L	69-72
01-22-06	H	W OT	71-70
02-03-07	A	W	61-34
01-13-08	H	L OT	74-77
03-04-09	A	L	50-66
02-17-10	H	W	62-41
02-09-11	A	W	69-59
02-01-12	H	L	55-64
02-18-12	A	L	45-65
01-26-13	H	W	59-40
02-13-13	A	L	47-68
03-08-13	N	L	49-51
01-05-14	H	W	67-53
02-12-14	A	W	69-63
02-04-15	A	L	57-66
02-18-15	H	W	76-58
01-30-16	A	W	66-51
02-17-16	H	W	58-51
02-04-17	H	W	63-58
02-27-17	A	W	69-61
01-07-18	A	W	75-64
02-10-18	H	W	76-54
01-16-19	A	L	69-87
02-17-19	H	L	60-69
01-19-20	A	W	71-63
02-22-20	H	L	54-60
12-21-20	A	W	62-52
02-21-21	H	W	59-48
01-26-22	H	W	66-48
02-23-22	A	W	62-51
03-11-22	N	W	72-65
12-31-22	H	W	87-41
3-4-23	A	W	80-52
3-10-23	N	W	60-42
01-13-24	A	L	58-61
02-04-24	H	W	61-54
03-11-24	N	W	71-64

## OKLAHOMA

Overall: 39-29  
 H: 21-11 • A: 13-16 • N: 5-2  
 Big 12: 30-26  
 Big 12 Tournament: 4-2  
 Overtime Games: 4-1  
 Longest Win Streak: 7 [2017-21]  
 Longest Losing Streak: 4 [2010-2012]  
 Largest Victory: +36 [02-26-05]  
 Largest Defeat: -20 [01-19-02]  
 Most Points in a Game: 181 [01-17-98]  
 Most UT Points: 91 [02-19-11]  
 Most OU Points: 97 [01-17-98]

DATE	SITE	RESULT	SCORE
11-17-79	A	W	66-47
02-10-81	H	W	71-54
03-11-82	N	W	87-78
03-20-86	H	W	85-59
11-30-93	H	W	84-78
12-07-94	A	L	85-95
01-07-97	H	W	87-69
01-22-97	A	W	76-58
01-07-98	H	W	78-44
01-17-98	A	L	84-97
01-23-99	H	W	81-73
02-03-99	A	L	69-71
01-19-00	H	L	73-76
02-11-00	A	W	77-70
03-08-00	N	W	71-68
01-10-01	A	L	74-85
02-28-01	H	L	54-65
01-19-02	A	L	69-89
02-19-02	H	W OT	68-62
01-29-03	A	W	60-54
03-05-03	H	W	78-66
01-10-04	H	W	63-58
03-02-04	A	W	57-54
03-13-04	N	L	47-66
01-26-05	A	W OT	83-71
02-26-05	H	W	72-36
03-09-05	N	W	65-59
01-25-06	A	L	57-75
02-15-06	H	L	54-61
01-31-07	H	W	67-62
02-12-07	A	L	58-78
03-07-07	N	L	58-67
02-03-08	H	L	58-74
03-02-08	A	W	65-50
01-25-09	A	L	69-89
03-08-09	H	L	62-74
02-03-10	A	W	75-57
02-27-10	H	L	60-75
01-16-11	H	L	71-67
02-19-11	A	L	91-62
01-21-12	A	L	67-73
02-25-12	H	W	87-62
01-05-13	H	L	70-78
01-19-13	A	L	56-69
01-08-14	H	W	79-74
02-19-14	A	L	63-64
03-08-14	N	W	82-72
01-14-15	A	L	59-70
01-29-15	H	W OT	84-81
03-08-15	N	W	59-46
01-23-16	H	W	83-76

02-14-16	A	L	56-74
01-17-17	H	W	86-68
02-18-17	A	L	73-74
12-28-17	A	W	88-78
02-27-18	H	W	79-66
01-09-19	H	W	73-63
02-02-19	A	W	76-67
01-28-20	A	W	70-53
02-29-20	H	W	86-76
02-03-21	A	W	69-58
02-27-21	H	L OT	63-68
01-29-22	A	L	63-65
1-25-23	H	W	78-58
2-25-23	A	W	67-45
01-24-24	H	L	87-91
02-28-24	A	L	70-71

## OKLAHOMA STATE

Overall: 44-17  
 H: 24-4 • A: 16-12 • N: 4-1  
 Big 12: 39-17  
 Big 12 Tournament: 2-1  
 Overtime Games: 1-0  
 Longest Win Streak: 13 [2000-06]  
 Longest Losing Streak: 3 [2013-14]  
 Largest Victory: +34 [02-09-02]  
 Largest Defeat: -21 [01-03-98]  
 Most Points in a Game: 165 [02-05-09]  
 Most UT Points: 91 [02-05-09]  
 Most OSU Points: 82 [01-03-98]

DATE	SITE	RESULT	SCORE
03-11-77	N	W	80-79
03-07-79	N	W	76-63
03-16-94	H	W	75-67
01-04-97	A	W	83-70
02-08-97	H	W	70-63
01-03-98	A	L	61-82
02-25-98	H	L	66-69
01-20-99	H	W	75-53
02-13-99	A	W	75-55
01-12-00	A	L	69-71
01-26-00	H	W	74-44
01-13-01	H	W	64-43
02-17-01	A	W OT	73-69
01-16-02	A	W	77-64
02-09-02	H	W	90-56
01-08-03	H	W	77-44
02-12-03	A	W	72-70
01-21-04	H	W	67-45
02-07-04	A	W	75-52
01-15-05	H	W	63-42
02-19-05	A	W	79-46
01-28-06	H	W	60-46
02-18-06	A	W	61-56
02-07-07	A	L	58-77
02-21-07	H	L	52-64
01-23-08	H	W	70-63
02-20-08	A	L	66-71
03-13-08	N	L	72-75
02-05-09	A	W	91-74
02-18-09	H	L	52-58
01-20-10	H	W	77-63
02-24-10	A	L	72-73
01-22-11	H	W	63-56
03-05-11	A	L	68-67

01-07-12	A	L	51-70
02-11-12	H	W	69-53
01-13-13	H	L	52-64
03-02-13	A	L	58-64
01-02-14	A	L	61-67
03-03-14	H	W	65-58
02-11-15	A	L	60-66
02-25-15	H	W	59-42
01-09-16	A	W	78-48
02-10-16	H	W	70-55
01-10-17	H	W	66-35
02-01-17	A	W	85-71
03-04-17	N	W	71-60
01-03-18	H	W	84-79
02-17-18	A	W	77-62
01-02-19	H	W	60-51
02-12-19	A	W	61-55
01-25-20	A	W	61-56
03-08-20	H	W	63-52
01-27-21	A	L	58-61
02-10-21	H	W	64-53
01-02-22	A	W	62-51
03-05-22	H	W	65-50
1-7-23	A	L	82-86
1-28-23	H	W	78-69
3-11-23	N	W	
01-20-24	A	W	76-66

## TCU

Overall: 53-4  
 H: 25-1 • A: 25-3 • Neutral: 3-0  
 Conference: 48-4 [19-4 Big 12]  
 Big 12 Tournament: 2-0  
 Overtime Games: 1-0  
 Longest Win Streak: 33 [1976-2013]  
 Longest Losing Streak: 1 [2014, 2015]  
 Largest Victory: 66 [02-05-83]  
 Largest Defeat: 6 [01-19-14]  
 Most Points in a Game: 197 [02-10-96]  
 Most UT Points: 115 [02-10-96]  
 Most TCU Points: 82 [02-10-96]

DATE	SITE	RESULT	SCORE
01-23-76	A	W	74-31
02-05-83	A	W	107-41
02-01-84	H	W	113-62
03-03-84	A	W	113-63
01-26-85	A	W	95-53
02-27-85	H	W	77-53
01-22-86	H	W	95-42
02-22-86	A	W	105-44
01-19-87	A	W	99-67
02-17-87	H	W	110-65
02-23-88	A	W	86-50
01-25-88	H	W	102-62
01-24-89	A	W	88-68
02-24-89	H	W	100-62
01-09-90	A	W	83-51
02-26-90	H	W	91-51
01-26-91	A	W	84-58
02-27-91	H	W	77-40
01-18-92	H	W	76-41
02-19-92	A	W	87-55
01-10-93	H	W	82-59
03-03-93	A	W	75-50
02-05-94	A	W	85-56

## 2025-26 TEXAS WOMEN'S BASKETBALL RECORD BOOK | BIG 12 CONFERENCE SERIES RECORDS

03-06-94	H	W	99-70
01-10-95	H	W	89-49
02-08-95	A	W	109-44
01-13-96	A	W	96-33
02-10-96	H	W	115-82
03-06-96	N	W	109-78
12-28-00	A	W	70-49
12-10-02	H	W	86-54
02-02-13	A	W	61-56
02-26-13	H	W	59-46
01-19-14	A	L	48-54
02-25-14	H	W	62-50
02-01-15	A	L	59-64
03-03-15	H	W	79-45
03-07-15	N	W	67-61
01-20-16	A	W	65-58
02-27-16	H	W	71-58
01-07-17	H	W	83-54
01-25-17	A	W	77-69
01-10-18	A	L	77-79
02-03-18	H	W	92-65
01-19-19	H	W	73-67
03-05-19	A	W	62-48
03-09-19	N	W	66-64
01-03-20	H	L	63-65
02-26-20	A	W	77-67
01-20-21	H	W	71-54
03-07-21	A	W	69-60
01-22-22	A	W	68-47
02-26-22	H	W	77-42
1-4-23	A	W	81-69
2-11-23	H	W	70-50
01-10-24	H	W	72-60
02-10-24	A	W	65-43

### TEXAS TECH

Overall: 80-32  
 H: 39-8 • A: 28-19 • N: 13-5  
 Conference: 54-27 [29-23 Big 12]  
 Big 12 Tournament: 3-2  
 Overtime Games: 1-1  
 Longest Win Streak: 37 [1977-91]  
 Longest Losing Streak: 5 [2012-13]  
 Largest Victory: +51 [01-20-18]  
 Largest Defeat: -44 [01-28-95]  
 Most Points in a Game: 185 [01-16-10]  
 Most UT Points: 98 [12-09-81]  
 Most TTU Points: 96 [02-05-97]

DATE	SITE	RESULT	SCORE
01-15-77	H	W	89-54
01-24-77	A	W	96-69
03-03-77	N	W	90-72
01-13-79	A	W	91-68
02-17-79	H	W	96-48
02-22-79	N	W	80-52
12-05-79	H	W	77-47
02-08-80	A	W	70-58
12-01-80	H	W	82-70
01-17-81	A	W	82-61
01-30-81	N	W	83-45
12-09-81	H	W	98-63
01-15-82	A	W	57-44
01-22-83	A	W	75-71
02-12-83	H	W	77-53
01-07-84	H	W	85-62

02-07-84	A	W	71-65
03-10-84	N	W	83-73
01-03-85	A	W	90-64
02-02-85	H	W	70-63
03-09-85	N	W	82-62
01-28-86	A	W	64-57
03-02-86	H	W	55-43
03-08-86	N	W	77-53
01-24-87	H	W	74-52
02-24-87	A	W	74-52
03-05-87	N	W	73-49
01-16-88	A	W	89-56
02-16-88	H	W	70-61
03-12-88	N	W	88-61
01-17-89	H	W	95-49
02-18-89	A	W	78-61
01-02-90	H	W	81-46
02-18-90	A	W	82-67
03-10-90	N	W	63-60
01-23-91	A	W	66-63
02-26-91	H	W	77-53
03-07-91	N	L	61-63
01-11-92	A	L	65-78
02-12-92	H	W	70-63
03-14-92	N	L	74-76
01-20-93	A	W	76-75
02-17-93	H	L	67-77
03-13-93	N	L	71-78
01-22-94	H	W	66-65
02-19-94	A	L	61-78
03-12-94	N	W	71-69
01-28-95	A	L	40-84
02-25-95	H	L	70-80
01-27-96	A	L	62-68
02-24-96	H	W	76-60
02-05-97	A	L	73-96
02-22-97	H	W	72-61
01-10-98	H	L	59-82
02-04-98	A	L	59-79
02-06-99	H	W	74-70
02-27-99	A	L	56-76
02-03-00	A	L	44-73
02-23-00	H	L 2OT	85-91
03-09-00	N	W	68-50
02-20-01	A	W	63-57
02-24-01	H	L	60-76
03-07-01	N	L	58-71
01-13-02	H	W OT	87-83
02-06-02	A	L	49-61
01-22-03	H	W	69-58
03-02-03	A	W	70-67
03-15-03	N	W	67-57
02-01-04	H	W	82-73
02-22-04	A	L	49-62
01-12-05	A	L	62-79
02-13-05	H	W	64-43
02-01-06	A	L	63-84
02-26-06	H	L	46-58
01-27-07	A	L	48-49
02-24-07	H	W	59-47
01-20-08	A	L	58-70
03-05-08	H	W	70-55
03-11-08	N	W	75-63

01-10-09	A	L	62-65
02-08-09	H	W	77-46
01-16-10	A	W 2OT	95-90
02-07-10	H	W	81-51
01-26-11	A	W	75-67
03-02-11	H	W	83-59
01-28-12	A	L	71-75
02-15-12	H	L	63-54
03-07-12	N	L	81-58
01-16-13	H	L	59-66
02-17-13	A	L	62-69
02-05-14	H	W	88-51
03-01-14	A	W	67-64
01-17-15	H	W	55-44
02-21-15	A	W	62-59
01-02-16	H	W	86-62
02-24-16	A	W	76-55
12-29-16	H	W	67-47
01-21-17	A	W	77-57
01-20-18	A	W	90-39
02-14-18	H	W	87-72
01-26-19	A	W	78-71
02-23-19	H	W	81-57
01-15-20	H	W	92-66
02-09-20	A	W	81-66
01-17-21	A	L	66-74
01-30-21	H	W	72-53
01-05-22	H	L	61-74
02-09-22	A	W	61-56
01-18-23	A	L	64-68
02-8-23	H	W	80-71
01-03-24	A	W	74-47
02-21-24	H	W	77-72

### WEST VIRGINIA

Overall: 18-10  
 H: 9-2 • A: 7-5 • N: 2-3  
 Big 12: 16-10  
 Big 12 Tournament: 2-2  
 Overtime Games: 0-2  
 Longest Win Streak: 5 [2015-2017]  
 Longest Losing Streak: 2 [2012-13, 2019-20, 2020-21]  
 Largest Victory: +23 [02-21-16]  
 Largest Defeat: -13 [03-17-12]  
 Most Points in a Game: 156 [02-06-21]  
 Most UT Points: 75 [02-06-21]  
 Most WVU Points: 92 [01-09-21]

DATE	SITE	RESULT	SCORE
03-17-12	N	L	55-68
01-09-13	A	L	49-53
03-05-13	H	W	58-45
01-12-14	A	L OT	49-56
01-25-14	H	W	66-63
03-09-14	N	L	60-67
01-07-15	H	W	61-55
03-01-15	A	L OT	69-76
12-30-15	A	W	65-54
02-21-16	H	W	73-50
03-06-16	N	W	67-51
01-14-17	A	W	73-63
01-29-17	H	W	69-54
03-05-17	N	L	59-62
12-31-17	H	W	79-58
02-05-18	A	W	73-55

03-04-18	N	W	68-55
01-06-19	A	W	70-58
01-28-19	H	L	58-64
01-12-20	A	L	63-68
02-17-20	H	W	50-44
01-09-21	A	L	58-92
02-06-21	H	L	75-81
01-15-22	H	W	73-57
02-20-22	A	W	67-58
2-1-23	A	W	69-56
2-19-23	H	W	74-48
01-06-24	A	W	70-49

### AGAINST THE LONE STAR STATE

*Longhorns all-time record against current NCAA Division I schools in the State of Texas.*

Abilene Christian	0-1
Baylor	61-50
Houston	55-3
Houston Christian	2-0
Lamar	8-2
North Texas	15-0
Prairie View A&M	2-1
Rice	34-1
Sam Houston State	9-0
SMU	36-3
Stephen F. Austin	11-6
Tarleton State	1-0
TCU	54-4
Texas A&M	63-24
Texas A&M Corpus-Christi	6-0
Texas A&M Commerce	1-0
Texas Southern	4-0
Texas State	24-5
Texas Tech	80-32
UIW	0-0
UT-Arlington	11-0
UTEP	2-0
UTRGV	12-0
UTSA	10-0
<b>TOTAL</b>	<b>501-132 [7]</b>

## 2025-26 TEXAS WOMEN'S BASKETBALL RECORD BOOK | SERIES RECORDS

<b>ABILENE CHRISTIAN [0-1]</b>				<b>CALIFORNIA [5-2]</b>				01-13-07 H W 68-49				<b>FLORIDA STATE [3-0]</b>											
03-05-76	N	L	31-67	12-26-79	N	W	81-66	02-16-08	A	L	52-67	02-25-84	N	W	89-43								
<b>ALABAMA STATE [2-0]</b>				11-23-81	A	L	67-68	12-13-82	H	W	81-63	01-17-09	H	W	62-32	02-13-17	A	W 2OT	92-88				
03-19-16	H	W	86-42	12-30-93	H	W	96-80	02-10-10	A	W	74-50	12-17-17	H	W	87-72	<b>FORDHAM [3-0]</b>							
12-11-22	H	W	107-54	11-25-94	A	L	82-92	01-30-11	H	W	67-50	12-30-98	H	W	80-52	<b>FURMAN [1-0]</b>							
<b>ALCORN STATE [2-0]</b>				11-26-11	N	W	61-60	<b>CORNELL [1-0]</b>				12-16-99	A	W	83-57	<b>GEORGE WASHINGTON [1-1]</b>							
12-31-94	H	W	82-68	03-22-15	N	W	73-70	12-20-12	H	W	53-40	11-25-18	N	W	72-54	11-23-08	H	W	105-51				
11-20-11	H	W	74-42	<b>CANISIUS [1-0]</b>				<b>CREIGHTON [1-0]</b>				<b>GONZAGA [1-0]</b>											
<b>ANGELO STATE [2-0]</b>				12-16-15	H	W	92-62	12-13-93	H	W	86-69	11-29-91	N	L	62-70	<b>GRAMBLING STATE [1-0]</b>							
01-29-77	H	W	63-40	<b>CENTENARY [1-0]</b>				<b>DAYTON [1-0]</b>				11-26-05	N	W	59-54	<b>GEORGIA TECH [1-0]</b>							
01-26-78	H	W	95-46	12-16-00	H	W	135-37	11-15-08	H	W	66-40	<b>GEORGETOWN [2-0]</b>				11-29-08	N	W	76-68				
<b>ARIZONA [3-1]</b>				<b>CENTRAL ARKANSAS [1-0]</b>				<b>DEPAUL [3-0]</b>				01-24-98	H	W	61-59	<b>GONZAGA [1-0]</b>							
12-05-92	H	W	81-57	03-17-17	H	W	78-50	12-15-90	H	W	89-63	11-21-98	A	W	78-76	03-29-24	N	W	69-47	<b>GREEN BAY [1-0]</b>			
12-21-93	A	W	79-68	<b>CENTRAL CONNECTICUT [2-0]</b>				12-28-07	N	W	91-81	<b>GEORGIA TECH [1-0]</b>				<b>HAMPTON [2-0]</b>							
11-17-19	H	L	58-83	01-11-78	A	W	100-52	11-17-24	A	W	91-61	<b>GEORGIA TECH [1-0]</b>				03-23-03	N	W	90-46				
12-13-23	A	W	88-75	11-24-12	H	W	94-58	<b>DELAWARE STATE [1-0]</b>				11-25-15	H	W	79-52	<b>HAWAII [2-1]</b>							
<b>ARIZONA STATE [5-0]</b>				<b>CENTRAL FLORIDA [3-0]</b>				12-28-11	H	W	89-35	<b>GEORGIA TECH [1-0]</b>				11-28-99	A	L	74-78				
12-02-98	A	W	77-75	12-13-97	H	W	103-71	<b>DELTA STATE [3-0]</b>				11-27-11	A	W	71-50	12-01-19	N	L	60-73				
12-21-99	H	W	76-63	12-21-98	H	W	81-52	11-29-79	H	W	84-56	<b>GRAMBLING STATE [1-0]</b>				<b>HIGH POINT [1-0]</b>							
12-20-07	A	W	62-51	02-24-24	A	W	87-56	12-04-80	A	W	71-67	12-20-11	H	W	91-38	11-24-23	N	W	101-39				
12-18-08	H	W	81-71	<b>CENTRAL MICHIGAN [1-1]</b>				02-12-82	H	W	99-79	<b>GREEN BAY [1-0]</b>				<b>HOFSTRA [1-0]</b>							
11-23-23	N	W	84-42	12-28-09	N	W	94-83	<b>DENVER [2-0]</b>				03-15-02	H	W	60-55	11-10-12	N	W	72-52				
<b>ARKANSAS STATE [1-0]</b>				12-30-12	N	L	65-73	11-26-00	N	W	78-74	<b>HAMPTON [2-0]</b>				<b>HOUSTON [55-9]</b>							
12-03-91	H	W	76-50	<b>CENTRAL MISSOURI [1-0]</b>				12-02-00	H	W	96-60	03-23-03	N	W	90-46	03-04-75	H	W	72-48				
<b>ARKANSAS PINE BLUFF [2-0]</b>				03-21-82	H	W	67-54	<b>DETROIT MERCY [2-0]</b>				11-25-15	H	W	79-52	03-22-75	N	W OT	70-67				
01-02-10	H	W	114-53	<b>CHEYNEY STATE [1-0]</b>				11-22-96	A	W	66-54	<b>HOUSTON [55-9]</b>				01-17-76	A	W	58-52				
12-14-11	H	W	79-40	12-09-83	H	W	88-78	12-20-97	H	W	77-52	<b>HOUSTON [55-9]</b>				01-18-77	A	W	110-84				
<b>BOSTON COLLEGE [0-1]</b>				<b>CINCINNATI [2-0]</b>				<b>DRAKE [3-1]</b>				<b>HOUSTON [55-9]</b>				01-27-77	H	W	83-63				
11-23-97	N	L	51-64	12-28-10	N	W	80-77	12-30-82	H	W	94-56	<b>HOUSTON [55-9]</b>				02-15-77	H	W	95-58				
<b>BOSTON UNIVERSITY [1-0]</b>				01-27-24	H	W	67-50	12-20-83	A	L	81-87	<b>HOUSTON [55-9]</b>				03-03-77	N	W	64-63				
11-21-10	H	W	92-46	<b>CLEMSON [1-1]</b>				03-15-84	H	W	96-60	<b>HOUSTON [55-9]</b>				03-11-77	N	W	109-77				
<b>BRADLEY [1-0]</b>				12-27-92	N	L	75-78	12-18-20	H	W	101-80	<b>HOUSTON [55-9]</b>				12-20-77	H	W	97-86				
03-22-21	N	W	81-62	02-01-97	N	W	68-53	<b>DREXEL [1-0]</b>				<b>HOUSTON [55-9]</b>				02-01-78	A	W	82-80				
<b>BUTLER [1-0]</b>				<b>COLORADO [16-4]</b>				03-22-24	H	W	82-42	<b>HOUSTON [55-9]</b>				03-10-78	N	W	95-84				
11-30-24	N	W	94-59	01-07-82	N	W	75-52	<b>DUKE [1-3]</b>				<b>HOUSTON [55-9]</b>				01-08-79	A	W	76-62				
<b>BYU [5-1]</b>				12-28-89	H	W	90-67	03-23-02	A	L	46-62	<b>HOUSTON [55-9]</b>				01-29-79	H	W	82-52				
01-31-85	H	W	101-59	12-09-90	A	W	93-64	11-16-03	N	W	85-77	<b>HOUSTON [55-9]</b>				<b>HOUSTON [55-9]</b>							
01-24-86	A	W	111-78	02-26-97	H	L	56-60	12-04-05	H	L	70-84	<b>HOUSTON [55-9]</b>				<b>HOUSTON [55-9]</b>							
12-17-94	H	W	95-82	03-07-97	N	L	50-64	12-10-06	A	L	52-80	<b>HOUSTON [55-9]</b>				<b>HOUSTON [55-9]</b>							
01-06-95	A	W	74-60	02-28-98	A	W	75-71	<b>DUQUESNE [1-0]</b>				<b>HOUSTON [55-9]</b>				<b>HOUSTON [55-9]</b>							
11-20-01	H	W	90-74	01-02-99	H	W	83-65	11-08-18	H	W	78-41	<b>HOUSTON [55-9]</b>				<b>HOUSTON [55-9]</b>							
11-22-02	A	L	63-79	02-19-00	A	L	75-79	<b>FAIRFIELD [1-0]</b>				<b>HOUSTON [55-9]</b>				<b>HOUSTON [55-9]</b>							
<b>CAL STATE FULLERTON [2-0]</b>				01-31-01	H	W	65-62	03-18-22	H	W	70-52	<b>HOUSTON [55-9]</b>				<b>HOUSTON [55-9]</b>							
12-09-78	H	W	90-72	01-06-02	A	W	70-68	<b>FLORIDA ATLANTIC [1-0]</b>				<b>HOUSTON [55-9]</b>				<b>HOUSTON [55-9]</b>							
01-05-81	H	W	106-42	02-19-03	H	W	75-55	11-30-08	A	W	87-38	<b>HOUSTON [55-9]</b>				<b>HOUSTON [55-9]</b>							
<b>CAL STATE NORTHBRIDGE [1-0]</b>				03-13-03	N	W	62-47	<b>HOUSTON [55-9]</b>				<b>HOUSTON [55-9]</b>				<b>HOUSTON [55-9]</b>							
11-27-21	H	W	83-42	02-14-04	A	W	51-45	<b>HOUSTON [55-9]</b>				<b>HOUSTON [55-9]</b>				<b>HOUSTON [55-9]</b>							
<b>CAL STATE NORTHBRIDGE [1-0]</b>				02-23-05	H	W	83-40	<b>HOUSTON [55-9]</b>				<b>HOUSTON [55-9]</b>				<b>HOUSTON [55-9]</b>							
<b>CAL STATE NORTHBRIDGE [1-0]</b>				02-04-06	A	W	69-64	<b>HOUSTON [55-9]</b>				<b>HOUSTON [55-9]</b>				<b>HOUSTON [55-9]</b>							

## 2025-26 TEXAS WOMEN'S BASKETBALL RECORD BOOK | SERIES RECORDS

02-10-79	A	W	71-47
02-23-79	N	W	93-68
01-08-80	A	W	75-61
02-04-80	H	W	104-71
01-31-81	A	W	86-77
12-12-81	H	W	93-61
01-12-82	A	W	72-67
01-29-82	N	W	72-50
01-15-83	H	W	94-68
02-15-83	A	W	90-59
03-12-83	H	W	86-62
01-11-84	A	W	90-69
02-11-84	H	W	103-72
03-08-84	N	W	96-76
01-05-85	H	W	71-55
02-05-85	A	W	79-60
01-02-86	A	W	92-66
02-01-86	H	W	87-60
03-06-86	N	W	81-64
01-28-87	A	W	79-73
03-01-87	H	W	60-55
01-14-88	A	W	80-47
02-13-88	H	W	93-69
01-14-89	A	W	85-62
02-14-89	H	W	86-72
01-31-90	H	W	90-64
03-04-90	A	W	77-74
03-08-90	N	W	101-58
01-13-91	H	W	93-79
02-16-91	A	W	68-64
01-08-92	A	L	65-73
02-10-92	H	W	80-70
03-12-92	N	W	70-60
01-27-93	A	W	70-66
02-24-93	H	W	97-68
01-29-94	H	W	100-76
02-26-94	A	W	89-74
02-02-95	A	L	67-82
03-01-95	H	W	74-53
02-03-96	H	W	82-68
03-02-96	A	W	90-67
11-18-98	A	L	52-61
12-07-99	H	W	85-61
02-14-24	A	W	82-66
<b>HOUSTON CHRISTIAN [2-0]</b>			
11-16-16	H	W	98-46
12-21-22	H	W	96-34
<b>HUSTON-TILLOTSON [2-0]</b>			
11-26-74	A	W	68-18
12-05-74	H	W	62-19
<b>IDAHO [4-0]</b>			
12-01-86	A	W	87-44
12-28-13	H	W	87-58
12-09-20	H	W	73-48
12-11-21	H	W	83-43
<b>IDAHO STATE [1-0]</b>			
11-24-10	H	W	82-68

<b>ILLINOIS [4-0]</b>			
12-28-87	N	W	90-75
12-04-99	H	W	87-84
12-05-00	A	W	70-54
03-24-25	H	W	65-48
<b>ILLINOIS STATE [0-1]</b>			
03-18-81	H	L	63-66
<b>IMMACULATA [0-1]</b>			
01-11-77	A	L	62-71
<b>INDIANA [1-1]</b>			
12-03-82	N	W	86-79
03-22-19	N	L	65-69
<b>IOWA [2-2]</b>			
01-18-80	H	W	75-49
11-13-80	A	W	82-62
12-30-87	N	L	65-75
12-28-12	N	L	63-86
<b>JACKSON STATE [4-0]</b>			
11-20-12	H	W	80-53
12-01-21	H	W	78-64
12-14-22	A	W	75-58
12-27-23	H	W	97-52
<b>JAMES MADISON [2-0]</b>			
03-19-87	N	W	91-57
12-08-24	A	W	93-62
<b>LAMAR [8-2]</b>			
03-23-75	N	L	53-68
02-21-80	N	W	88-55
03-13-91	H	L	63-77
12-04-95	H	W	87-58
12-16-98	H	W	84-41
12-15-01	H	W	80-47
11-15-07	H	W	94-35
01-03-09	H	W	82-45
12-29-20	H	W	77-49
11-13-24	H	W	95-58
<b>LA SALLE [1-0]</b>			
12-17-24	H	W	111-49
<b>LITTLE ROCK [2-0]</b>			
12-04-13	H	W	60-26
12-06-15	A	W	66-56
<b>LIBERTY [1-0]</b>			
11-12-23	H	W	75-57
<b>LONG BEACH STATE [8-2]</b>			
02-15-80	H	W	94-69
12-03-81	L	L	61-74
01-04-84	H	W	73-72
11-28-86	N	W	100-86
12-18-87	H	W	99-85
12-31-88	A	W	87-83

12-02-89	H	W	80-77
11-23-90	A	L	74-80
11-26-99	N	W	75-44
12-06-23	H	W	106-62
<b>LOUISIANA TECH [5-8]</b>			
02-10-77	N	W	84-59
03-12-77	N	W	94-85
03-09-79	N	L	74-77
12-20-82	N	L	64-86
03-27-83	A	L	58-72
03-25-84	A	L	60-85
03-27-87	H	L	75-79
03-26-88	H	L OT	80-83
03-24-90	H	L	57-71
03-20-93	N	L	78-82
11-30-17	H	W	88-54
12-02-20	H	W	84-57
11-19-23	H	W	96-44
<b>LOUISIANA-LAFAYETTE [4-0]</b>			
02-09-79	N	W	86-40
11-13-06	H	W	69-59
12-16-07	H	W	76-43
11-11-22	H	W	68-45
<b>LOUISIANA-MONROE [7-0]</b>			
12-03-80	A	W	86-67
03-23-84	N	W	99-91
12-07-85	H	W	68-54
12-31-85	N	W	70-65
12-09-86	A	W	85-60
02-28-90	H	W	91-61
12-11-12	H	W	77-49
<b>LOUISVILLE [2-2]</b>			
03-17-83	H	W	84-55
11-25-00	N	W	73-59
11-20-22	N	L	63-71
03-20-23	H	L	51-73
<b>LOYOLA MARYMOUNT [1-0]</b>			
12-14-93	H	W	76-46
<b>MAINE [2-0]</b>			
12-29-92	N	W	72-34
03-17-18	H	W	83-54
<b>MARQUETTE [1-2]</b>			
01-05-94	H	W	98-86
03-19-11	N	L	68-65
11-19-22	N	L	61-68
<b>MARYLAND [3-4]</b>			
03-15-80	A	L	63-68
12-28-84	N	W	69-40
03-25-89	H	L	71-79
12-03-93	N	L	68-75
03-25-14	A	L	64-69
03-28-21	N	W	64-61

01-20-25	N	W	89-51
<b>MARYLAND-EASTERN SHORE [1-0]</b>			
11-12-06	H	W	78-55
<b>MCLENNAN CC [4-0]</b>			
02-04-76	H	W	73-50
11-22-76	A	W	72-58
12-01-76	H	W	86-81
02-04-77	N	W	87-75
<b>MCGEESSE STATE [7-0]</b>			
03-06-80	N	W	97-65
01-02-82	H	W	80-65
12-19-90	H	W	105-48
11-26-02	H	W	90-25
12-01-04	H	W	80-26
11-15-17	H	W	100-34
11-15-18	H	W	96-40
<b>MEMPHIS [1-0]</b>			
11-30-13	N	W	65-36
<b>MERCER [1-0]</b>			
03-12-80	A	W	81-80
<b>MIAMI [FL] [2-1]</b>			
02-17-86	H	W	112-43
12-09-01	N	L	55-57
12-29-09	A	W	76-65
<b>MICHIGAN [1-0]</b>			
11-24-18	N	W	69-52
<b>MICHIGAN STATE [3-2]</b>			
11-23-96	A	W	82-72
11-29-97	H	L OT	78-80
03-23-04	N	W	80-61
12-05-10	A	L	71-57
12-10-11	H	W	61-53
<b>MINNESOTA [4-0]</b>			
03-16-78	N	W	91-56
12-14-78	H	W	114-53
03-30-03	N	W	73-60
03-23-08	N	W	72-55
<b>MISSISSIPPI COLLEGE [1-1]</b>			
02-14-75	N	L	42-95
02-18-81	H	W	92-55
<b>MISSISSIPPI VALLEY STATE [1-0]</b>			
11-12-10	H	W	92-60
<b>MISSOURI STATE [3-0]</b>			
11-23-91	H	W	76-64
03-16-96	N	W	73-55
11-11-07	H	W	92-55

## 2025-26 TEXAS WOMEN'S BASKETBALL RECORD BOOK | SERIES RECORDS

MONTANA [2-0]			
03-18-89	H	W	83-54
11-30-03	N	W	85-46

MONTCLAIR STATE [0-2]			
1-10-77	A	L	66-91
1-10-78	A	L	58-102

NAVY [1-0]			
11-28-03	N	W	97-46

NEBRASKA [14-6]			
02-28-81	H	W	95-63
12-04-82	A	L	68-78
02-17-97	H	W OT	71-70
03-05-97	N	W	74-68
01-28-98	A	L	75-87
01-09-99	H	W	80-75
03-03-99	N	L	55-60
01-08-00	A	W	72-68
01-20-01	H	W	62-48
03-06-01	N	W	77-60
01-02-02	A	W	61-54
02-22-03	H	W	86-54
01-28-04	A	W	82-59
02-09-05	H	W	83-53
01-18-06	A	W	70-62
01-03-07	H	L	75-79
01-09-08	A	L	45-56
01-14-09	H	W	74-60
01-12-10	A	L	79-91
02-15-11	H	W	67-55

NEW MEXICO [5-3]			
12-06-01	H	W	71-58
12-07-02	A	L	70-77
01-03-04	H	W	92-47
12-04-04	A	W	73-56
11-18-05	H	L	68-76
11-17-06	A	L	60-63
11-19-13	A	W	67-52
12-03-14	H	W	86-37

NEW MEXICO STATE [3-0]			
12-28-91	H	W	104-67
01-02-94	H	W	90-75
11-29-24	N	W	90-50

NEW ORLEANS [3-0]			
03-12-82	N	W	89-74
12-20-16	H	W	80-48
11-09-21	H	W	131-36

NICHOLLS STATE [1-0]			
11-20-99	H	W	74-60

NORTH CAROLINA [0-1]			
01-11-81	A	L	73-75

N.C. STATE [6-3]			
12-19-79	N	W	72-71

01-10-81	A	L 2OT	89-91
12-01-84	H	W	82-68
03-22-90	H	W	72-63
01-23-00	H	W	81-77
11-23-03	A	W	69-56
03-19-17	H	W	84-80
11-29-19	N	L	73-84
03-31-24	N	L	66-76

NORTH TEXAS [15-0]			
03-06-76	N	W OT	66-60
01-27-78	H	W	81-57
12-02-78	H	W	81-49
01-26-79	H	W	84-48
03-03-79	N	W	69-48
12-03-94	H	W	94-58
11-19-97	H	W	88-67
12-14-03	H	W	91-50
12-16-04	A	W	79-54
12-18-05	H	W	69-49
11-20-09	H	W	96-52
12-17-11	H	W	71-62
11-12-18	A	W	64-54
11-30-19	N	W	63-57
11-29-20	H	W	106-69

NORTHERN ARIZONA [1-0]			
11-27-87	N	W	93-34

NORTHWESTERN [2-0]			
12-15-91	H	W	82-75
12-18-97	H	W	89-86

NORTHWESTERN STATE [8-0]			
11-16-10	H	W	112-53
12-20-13	H	W	90-60
12-14-14	H	W	76-59
11-18-15	H	W	86-33
11-23-16	H	W	86-39
12-13-17	H	W	68-44
12-29-18	H	W	104-66
12-29-19	H	W	91-49

NOTRE DAME [1-2]			
12-05-86	H	W	84-59
03-17-97	H	L	83-86
12-05-24	A	L OT	70-80

OHIO [2-0]			
12-29-01	H	W	87-66
12-18-19	H	W	73-60

OHIO STATE [9-2]			
01-05-79	N	W	89-59
01-04-80	N	W	87-58
11-29-85	A	W	78-76
12-06-86	H	W	99-78
12-28-86	N	W	97-63
01-02-88	A	L	58-88
12-14-89	H	W	82-52
03-18-90	H	W	95-66

12-30-90	N	W	98-73
01-05-03	A	L	66-70
03-25-22	N	W	66-63

OLD DOMINION [4-7]			
03-18-78	N	L	60-70
02-25-80	A	L	45-75
12-17-80	N	L	58-60
01-20-81	H	L	51-57
11-24-84	A	L	80-90
01-20-86	H	W	93-62
02-21-89	H	W	99-78
12-08-89	A	W	93-92
12-10-94	H	L	70-73
01-05-96	A	L	61-98
11-17-08	H	W	78-44

ORAL ROBERTS [8-1]			
03-11-78	N	L	84-100
03-08-79	A	W	77-68
03-12-81	N	W	97-63
12-18-92	H	W	109-68
02-28-96	H	W	75-56
03-19-05	N	W	64-47
11-25-06	H	W	79-40
12-01-09	H	W	94-80
11-29-23	H	W	112-74

OREGON [4-0]			
12-18-79	N	W	81-79
01-08-82	N	W	66-63
12-21-82	N	W	65-59
12-09-00	H	W	82-58

OREGON STATE [4-0]			
12-18-80	N	W	72-65
11-30-81	H	W	84-72
12-19-82	N	W	52-50
12-28-06	N	W	65-64

OUR LADY OF THE LAKE [1-0]			
03-13-75	N	W	90-24

PANOLA JC [0-1]			
02-13-76	H	L	45-49

PENN [1-0]			
03-23-14	N	W	79-61

PENN STATE [7-3]			
01-07-77	A	W	77-72
01-07-78	A	W	96-67
01-06-79	A	W	76-69
01-05-80	A	W	91-51
11-29-87	N	W	91-70
01-30-92	H	W OT	76-73
12-01-92	A	L	76-85
12-21-01	H	L	65-67
12-07-03	A	L	59-79
11-14-04	H	W	84-69

PEPPERDINE [1-0]			
02-24-84	N	W	96-68

PITTSBURGH [1-0]			
01-02-80	A	W	68-65

PORTLAND STATE [1-0]			
12-16-80	A	W	87-51

PRAIRIE VIEW A&M [2-1]			
02-07-75	N	L	47-74
02-14-76	N	W	62-43
02-10-77	N	W	85-43

PRINCETON [2-0]			
12-22-21	A	W	70-53
11-27-22	H	W	74-50

PURDUE [2-3]			
11-26-88	A	L	71-76
11-27-89	H	W	89-61
11-19-00	A	L	49-71
01-07-07	H	W	64-61
01-05-09	A	L	55-66

QUEENS [0-1]			
01-05-77	A	L	37-60

QUINNIPIAC [1-0]			
11-23-18	N	W	56-55

RICE [34-1]			
01-17-75	A	W	58-11
01-16-76	A	W	78-19
02-16-83	A	W	96-62
03-11-83	H	W	100-49
01-14-84	A	W	110-54
02-15-84	H	W	113-63
01-09-85	A	W	76-42
02-10-85	H	W	75-50
01-04-86	A	W	70-38
02-05-86	H	W	78-46
01-03-87	H	W	85-53
01-31-87	A	W	96-63
01-09-88	H	W	85-60
02-09-88	A	W	94-57
01-10-89	A	W	82-65
02-11-89	H	W	103-61
01-27-90	H	W	81-44
02-09-90	A	W	103-48
01-11-91	A	W	71-61
02-13-91	H	W	87-50
03-06-91	N	W	108-61
02-03-92	A	W	91-73
03-08-92	H	W	84-49
01-30-93	H	W	74-61
02-27-93	A	W	76-53
03-10-93	N	W	87-61
02-02-94	A	W	77-70
03-03-94	H	W	77-63

## 2025-26 TEXAS WOMEN'S BASKETBALL RECORD BOOK | SERIES RECORDS

03-09-94	N	W	102-57
02-04-95	H	W	54-49
03-04-95	A	L	47-67
01-10-96	A	W	74-72
02-07-96	H	W	89-75
12-30-14	H	W	77-54
11-21-15	A	W	70-47

### RICHMOND [2-0]

12-04-93	A	W	99-77
12-15-24	A	W	65-54

### RUTGERS [8-5]

03-28-82	N	L	77-83
12-29-86	N	W	81-63
03-21-87	N	W	85-77
12-29-87	N	W	86-75
12-03-88	H	W	78-66
12-11-89	A	W	85-63
01-25-92	H	W	82-56
11-24-98	H	L	59-66
12-18-99	A	L	64-68
01-02-05	H	L	47-51
12-30-05	A	L	49-63
11-28-09	N	W	70-67
11-21-22	N	W	82-44

### SACRAMENTO STATE [1-1]

11-27-94	A	L	85-88
01-22-96	H	W	90-73

### SAINT JOSEPH'S [4-1]

01-04-78	A	W	89-85
01-03-79	A	W	83-68
03-15-87	H	W	86-56
11-25-88	H	W	75-69
03-17-00	N	L	48-69

### SAM HOUSTON STATE [9-0]

01-27-97	H	W	79-58
11-29-00	H	W	98-51
12-28-04	H	W	83-33
11-21-05	H	W	83-33
11-20-06	H	W	84-56
12-02-07	H	W	91-41
01-02-11	H	W	94-50
12-15-13	H	W	109-48
12-27-15	H	W	83-49

### SAN DIEGO [4-0]

12-30-06	A	W	73-45
12-30-07	A	W	81-79
12-30-10	A	W	81-57
12-19-21	N	W	74-58

### SAN DIEGO STATE [1-2]

11-25-95	H	W	69-58
12-30-08	A	L	55-60
03-21-10	N	L	63-74

### SAN FRANCISCO [1-0]

12-30-91	H	W	79-69
----------	---	---	-------

### SAN JACINTO JC [0-1]

01-15-76	A	L	48-61
----------	---	---	-------

### SAN JOSE STATE [2-0]

11-25-80	H	W	74-54
11-21-81	N	W	69-56

### SANTA CLARA [1-1]

01-07-93	A	W	69-66
01-08-94	H	L	78-85

### SETON HALL [1-1]

03-19-94	A	L	66-71
12-28-96	N	W	83-77

### SMU [36-3]

02-01-75	A	W	88-53
01-12-77	A	W	79-58
01-22-77	H	W	100-60
02-21-78	H	W	87-30
12-15-78	N	W	103-42
02-19-81	N	W	88-56
12-18-81	A	W	80-54
01-28-82	N	W	74-55
02-01-83	H	W	79-39
01-28-84	A	W	97-60
02-29-84	H	W	98-63
01-22-85	H	W	82-46
02-23-85	A	W	107-72
01-18-86	A	W	96-58
02-19-86	H	W	105-48
01-17-87	H	W	91-50
02-14-87	A	W	93-57
01-27-88	A	W	72-56
02-27-88	H	W	75-52
01-28-89	H	W	92-70
02-28-89	A	W	105-94
01-13-90	A	W	95-77
02-13-90	H	W	105-70
01-30-91	H	W	93-65
03-02-91	A	W	90-52
01-22-92	A	W	83-81
02-22-92	H	W	90-70
01-12-93	A	W	93-69
02-09-93	H	W	99-77
03-11-93	N	W	95-76
01-15-94	A	W	76-71
02-12-94	H	L	73-74
01-18-95	H	W	74-50
02-15-95	A	L	74-82
03-10-95	N	L	65-81
01-20-96	H	W	84-83
02-17-96	A	W	79-77
12-18-10	N	W	91-73
11-25-20	H	W	90-51

### SOUTH DAKOTA STATE [1-0]

12-22-24	H	W	103-57
----------	---	---	--------

### SOUTH FLORIDA [1-2]

11-08-19	A	L	57-64
12-02-22	H	L	65-70
11-25-23	N	W	76-44

### SOUTHEASTERN LOUISIANA [2-1]

01-28-77	H	L	72-83
12-15-02	H	W	106-42
11-14-11	H	W	73-65

### SOUTHEAST MISSOURI [2-0]

11-17-21	H	W	88-47
11-10-24	H	W	119-47

### SOUTHERN [7-0]

03-08-78	N	W	85-69
03-14-81	N	W	73-52
03-21-04	N	W	72-57
11-30-06	H	W	71-23
12-08-14	H	W	80-42
11-24-19	H	W	93-39
12-11-24	H	W	97-39

### SOUTHERN CONNECTICUT [2-1]

01-08-77	N	W	75-64
01-06-78	N	W	79-78
01-14-78	A	L	81-82

### SOUTHERN [2-0]

12-04-22	H	W	92-43
11-08-23	H	W	80-35

### SPRINGFIELD [1-0]

01-13-78	N	W	91-60
----------	---	---	-------

### ST. EDWARDS [2-0]

12-10-74	A	W	90-33
02-22-75	H	W	74-23

### ST. JOHN'S [2-0]

01-13-78	N	W	75-41
11-09-12	N	W	70-60

### ST. MARY'S [CALIF.] [1-1]

03-16-01	N	L	64-68
11-16-08	H	W	110-76

### ST. MARY'S [TEXAS] [5-0]

02-04-75	H	W	78-43
02-25-75	A	W	84-45
02-10-76	H	W	72-24
02-26-76	N	W	63-37
12-02-76	N	W	79-27

### STANFORD [6-9]

11-20-81	N	W	89-78
03-24-88	H	W	79-58
12-29-91	N	L	66-82
01-05-93	A	L	64-87
12-30-95	H	L	68-72
11-28-10	A	L	78-93

11-11-11	H	L	59-72
11-23-13	H	L	54-63
11-20-14	A	W OT	87-81
12-13-15	H	W	77-69
11-14-16	A	L	59-71
03-24-17	N	L	66-77
12-22-19	H	W	69-64
11-14-21	A	W	61-56
03-27-22	N	L	50-59

### STETSON [2-0]

11-12-17	H	W	95-59
12-16-18	H	W	65-46

### STEPHEN F. AUSTIN [11-6]

01-28-78	H	W	75-54
03-03-78	N	W	93-78
03-09-78	A	L	78-80
01-27-79	H	W	72-69
02-24-79	A	L	59-70
03-10-79	N	W	65-60
01-25-80	H	W	64-52
02-23-80	A	L	71-86
03-07-80	N	L	75-76
01-22-81	A	L	67-84
02-21-81	N	W	54-51
03-13-81	A	L	66-70
01-20-82	H	W OT	80-79
01-11-83	A	W	95-88
02-03-84	H	W	91-64
11-28-87	N	W	94-71
12-08-05	H	W	77-56

### SYRACUSE [0-1]

11-28-13	N	L	65-77
----------	---	---	-------

### TARLETON STATE [2-0]

03-05-76	N	W	86-60
11-20-24	H	W	83-41

### TCU [54-4]

01-23-76	A	W	74-31
02-05-83	A	W	107-41
02-01-84	H	W	113-62
03-03-84	A	W	113-63
01-26-85	A	W	95-53
02-27-85	H	W	77-53
01-22-86	H	W	95-42
02-22-86	A	W	105-44
01-19-87	A	W	99-67
02-17-87	H	W	110-65
02-23-88	A	W	86-50
01-25-88	H	W	102-62
01-24-89	A	W	88-68
02-24-89	H	W	100-62
01-09-90	A	W	83-51
02-26-90	H	W	91-51
01-26-91	A	W	84-58
02-27-91	H	W	77-40
01-18-92	H	W	76-41

## 2025-26 TEXAS WOMEN'S BASKETBALL RECORD BOOK | SERIES RECORDS

02-19-92	A	W	87-55
01-10-93	H	W	82-59
03-03-93	A	W	75-50
02-05-94	A	W	85-56
03-06-94	H	W	99-70
01-10-95	H	W	89-49
02-08-95	A	W	109-44
01-13-96	A	W	96-33
02-10-96	H	W	115-82
03-06-96	N	W	109-78
12-28-00	A	W	70-49
12-10-02	H	W	86-54
02-02-13	A	W	61-56
02-26-13	H	W	59-46
01-19-14	A	L	48-54
02-25-14	H	W	62-50
02-01-15	A	L	59-64
03-03-15	H	W	79-45
03-07-15	N	W	67-61
01-20-16	A	W	65-58
02-27-16	H	W	71-58
01-07-17	H	W	83-54
01-25-17	A	W	77-69
01-10-18	A	L	77-79
02-03-18	H	W	92-65
01-19-19	H	W	73-67
03-05-19	A	W	62-48
03-09-19	N	W	66-64
01-03-20	H	L	63-65
02-26-20	A	W	77-67
01-20-21	H	W	71-54
03-07-21	A	W	69-60
01-22-22	A	W	68-47
02-26-22	H	W	77-42
1-4-23	A	W	81-69
2-11-23	H	W	70-50
01-10-24	H	W	72-60
02-10-24	A	W	65-43
03-31-25	N	W	58-47

### TEMPLE [1-0]

12-27-86	N	W	93-57
----------	---	---	-------

### TEMPLE JC [7-1]

11-29-77	H	W	67-64
02-06-78	A	L	89-94
12-12-78	A	W	94-60
02-06-79	H	W	102-62
12-07-79	H	W	88-55
01-28-80	A	W	84-54
11-10-80	A	W	87-44
02-03-81	H	W	93-51

### TEXAS A&M CORPUS-CHRISTI [6-0]

01-02-03	H	W	64-37
12-21-05	H	W	77-65
12-21-06	H	W	73-68
12-08-07	A	W	88-41
11-20-08	H	W	87-36
11-30-12	H	W	79-30

### TEXAS A&M COMMERCE [1-0]

12-28-22	H	W	96-53
----------	---	---	-------

### TEXAS A&M KINGSVILLE [2-0]

*formerly Texas A&I*

02-08-75	N	W	58-57
12-02-77	N	W	75-35

### TEXAS LUTHERAN [4-0]

03-13-75	N	W	68-53
02-18-76	H	W	84-34
02-24-77	N	W	76-51
02-24-78	H	W	83-36

### TEXAS SOUTHERN [4-0]

02-09-79	N	W	93-58
12-13-81	H	W	79-50
02-03-82	H	W	88-66
12-20-09	H	W	91-42

### TEXAS STATE [24-5]

01-28-75	A	L	OT	67-77
02-07-75	A	W		55-49
02-18-75	H	L		46-78
03-14-75	N	W		61-59
03-15-75	N	L		51-58
03-15-75	N	L		49-76
11-25-75	A	W		57-47
01-31-76	H	W		57-43
02-27-76	N	W		38-35
02-28-76	N	L		39-47
02-28-76	N	W		54-41
11-29-76	H	W		71-46
12-03-76	N	W		64-44
02-07-77	A	W		94-56
02-26-77	N	W		82-54
12-05-77	H	W		86-51
01-31-78	A	W		107-55
12-05-78	A	W		100-59
02-01-79	H	W		82-45
11-27-79	A	W		110-38
03-15-97	H	W		66-38
12-12-98	H	W		91-55
12-01-99	H	W		81-52
12-29-00	H	W		82-47
12-04-01	H	W		83-52
12-04-02	H	W		98-36
12-03-03	H	W		88-27
11-14-06	H	W		74-55
11-13-13	H	W		96-42

### TEXAS WESLEYAN [1-0]

01-24-76	A	W	66-56
----------	---	---	-------

### TRINITY [5-1]

12-09-75	A	L	66-67
01-30-76	H	W	86-52
02-13-76	N	W	forfeit
12-06-76	H	W	55-38
02-25-77	N	W	72-61
02-25-78	H	W	94-49

### TULANE [1-0]

11-12-00	H	W	71-47
----------	---	---	-------

### TYLER JC [2-0]

12-04-76	N	W	69-51
12-03-77	N	W	75-72

### UAB [1-0]

11-25-07	N	W	59-49
----------	---	---	-------

### UC SANTA BARBARA [1-0]

03-17-02	H	W	76-60
----------	---	---	-------

### UCLA [7-6]

03-02-79	N	W	96-78
12-20-79	N	W	74-51
12-27-79	A	W	74-69
12-30-80	H	L	65-78
03-22-92	H	L	81-82
12-19-98	H	L	74-81
11-23-99	A	L	77-84
11-25-03	H	W	89-58
11-28-04	A	L	60-63
12-08-12	N	L	42-62
11-23-14	A	W	75-65
03-26-16	N	W	72-64
03-24-21	N	W	71-62

### UCONN [1-10]

04-06-03	N	L	71-69
01-17-05	A	L	57-73
02-12-06	H	L	58-71
03-25-08	N	L	55-89
11-17-09	N	L	58-83
03-28-15	N	L	54-105
03-28-16	N	L	65-86
12-04-16	N	L	54-72
01-15-18	H	L	71-75
11-14-22	A	L	76-83
12-03-23	H	W	80-68

### UMKC [1-0]

01-23-93	H	W	72-45
----------	---	---	-------

### UNLV [7-0]

02-12-77	N	W	87-81
02-26-84	N	W	82-60
12-08-84	A	W	95-64
03-23-89	H	W	88-77
01-16-91	H	W	89-67
11-30-91	A	W	81-65
12-19-10	N	W	85-59

### USC [9-5]

02-11-80	H	W	85-74
12-06-81	N	L	66-83
01-02-84	H	W	77-68
12-29-84	A	L	71-73
12-10-85	H	W	94-78
03-30-86	N	W	97-81
11-29-86	A	W	89-69

12-03-87	H	W	79-62
12-28-88	A	L	81-83
02-04-90	H	W	85-44
11-25-90	A	L	77-88
11-25-01	N	W	66-64
11-27-09	N	L	54-61
12-18-22	N	W	62-48

### UT ARLINGTON [12-0]

02-03-77	N	W	88-71
03-10-77	N	W	86-64
11-29-78	H	W	86-30
01-25-79	H	W	89-34
12-08-79	A	W	87-56
02-24-81	H	W	96-51
02-25-82	N	W	78-57
12-18-02	H	W	73-44
12-21-04	H	W	69-24
11-29-07	H	W	76-60
01-05-10	H	W	84-41
11-14-23	H	W	110-64

### USF [1-1]

12-20-10	N	W	83-65
11-08-19	A	L	57-64

### UTEP [2-0]

11-17-78	H	W	124-48
12-28-08	N	W	79-40

### UTRGV [12-0]

*formerly Texas Pan American*

12-01-77	N	W	94-49
12-17-03	H	W	90-25
12-06-06	H	W	75-44
01-04-08	H	W	91-43
12-08-10	H	W	112-59
11-26-14	H	W	72-45
12-15-16	H	W	85-61
12-20-18	A	W	81-66
11-20-19	H	W	85-69
01-09-22	H	W	93-58
12-20-23	A	W	104-51
12-29-24	H	W	94-35

### UTSA [10-0]

02-08-83	A	W	74-54
12-07-84	H	W	90-45
11-13-09	H	W	71-60
11-10-13	H	W	63-42
11-15-14	H	W	68-58
11-14-15	H	W	90-53
12-17-16	H	W	76-43
11-17-17	H	W	120-70
11-28-18	H	W	98-54
11-14-19	H	W	84-53

### UTAH [2-1]

01-04-95	A	L	65-80
12-28-95	H	W	60-56
03-20-22	H	W	78-56

## 2025-26 TEXAS WOMEN'S BASKETBALL RECORD BOOK | SERIES RECORDS

<b>VCU [2-0]</b>			
01-03-96	A	W	75-65
12-18-96	H	W	79-58

<b>VERMONT [1-0]</b>			
12-21-94	H	W	81-57

<b>VIRGINIA [4-3]</b>			
12-01-90	H	L	74-80
12-07-91	A	L	47-77
11-27-99	N	W	78-73
11-20-00	N	W 2OT	56-55
11-29-03	N	W	74-54
11-23-07	N	L	83-86
11-25-11	N	W	79-53

<b>WASHINGTON [3-3]</b>			
12-05-88	H	W	69-64
11-24-89	A	L	65-75
01-04-92	A	L	64-72
12-02-96	H	W	77-64
12-29-97	A	L	72-78
11-25-17	N	W	92-68

<b>WASHINGTON STATE [1-0]</b>			
01-02-93	H	W	76-51

<b>WAYLAND BAPTIST [15-6]</b>			
01-25-77	A	L	73-97
03-04-77	N	L	73-80
12-12-77	H	L	70-82
02-18-78	A	L	66-81
03-04-78	N	L	76-98
12-16-78	N	W	69-64
01-12-79	A	L	76-81
01-17-79	H	W	60-52
01-16-80	H	W	87-63
02-07-80	A	W	86-77
02-22-80	N	W	67-45
01-16-81	A	W	76-68
02-06-81	H	W	74-65
02-20-81	N	W	71-49
01-16-82	A	W	63-57
02-06-82	H	W	79-52
02-27-82	A	W	71-57
03-13-82	N	W	64-62
03-26-82	N	W	82-63
01-20-83	A	W	88-62
02-18-83	H	W	74-59

<b>WEST TEXAS A&amp;M [2-1]</b>			
<i>formerly West Texas State</i>			
02-15-75	N	L	42-59
03-06-76	N	W	57-53
02-26-82	N	W	87-50

<b>WEST VIRGINIA [19-10]</b>			
03-17-12	N	L	55-68
01-09-13	A	L	49-53
03-05-13	H	W	58-45
01-12-14	A	L OT	49-56

01-25-14	H	W	66-63
03-09-14	N	L	60-67
01-07-15	H	W	61-55
03-01-15	A	L OT	69-76
12-30-15	A	W	65-54
02-21-16	H	W	73-50
03-06-16	N	W	67-51
01-14-17	A	W	73-63
01-29-17	H	W	69-54
03-05-17	N	L	59-62
12-31-17	H	W	79-58
02-05-18	A	W	73-55
03-04-18	N	W	68-55
01-06-19	A	W	70-58
01-28-19	H	L	58-64
01-12-20	A	L	63-68
02-17-20	H	W	50-44
01-09-21	A	L	58-92
02-06-21	H	L	75-81
01-15-22	H	W	73-57
02-20-22	A	W	67-58
2-1-23	A	W	69-56
2-19-23	H	W	74-48
01-06-24	A	W	70-49
12-01-24	N	W	78-73

<b>WESTERN KENTUCKY [5-2]</b>			
03-22-85	A	L	90-92
03-28-86	N	W	90-65
01-21-87	H	W	63-41
02-20-88	A	W	71-52
01-21-89	H	W	90-67
01-11-90	A	L	56-61
03-20-15	N	W	66-64

<b>WESTERN MICHIGAN [4-0]</b>			
03-14-85	H	W	84-62
12-06-86	H	W	92-65
12-05-87	H	W	108-50
12-05-90	H	W	84-64

<b>WHARTON CC [1-0]</b>			
01-20-76	H	W	67-48

<b>WICHITA STATE [1-0]</b>			
11-10-00	H	W	72-47

<b>WILLIAM &amp; MARY</b>			
03-22-25	H	W	105-61

<b>WISCONSIN [2-0]</b>			
03-23-82	H	W	73-61
11-24-01	N	W	75-70


## 2025-26 TEXAS WOMEN'S BASKETBALL RECORD BOOK | ALL-TIME EXHIBITION GAMES

Date	Opponent	Site	W/L, Score
12-09-80	Chinese National Team	H	W, 64-56
11-10-81	Cuban National Team	H	W, 67-61
11-14-81	Chinese National Team	H	L, 53-57
11-16-82	Chinese National Team	H	W, 104-69
11-19-83	Hungarian National Team	H	W, 79-74
11-10-84	Kolon South Korea	H	W, 94-75
11-23-85	Taiwan National Team	H	W, 100-56
11-23-86	Red Star Yugoslavia	H	W, 79-69
11-18-87	Soviet National Team	H	L, 88-90
11-15-88	Canadian National Team	H	W, 83-79
11-16-89	Australia National Team	H	W, 61-59
11-16-90	Bulgarian National Team	H	W, 70-67
11-13-91	Australian National Team	H	L, 60-72
11-20-91	Athletes in Action	N#	W, 91-78
11-19-92	Estonian National Team	H	W, 68-46
11-24-92	Athletes in Action	H	W, 91-90
11-18-93	Latvian National Team	H	W, 105-74
11-17-94	Russian Select Team	H	L, 76-87
11-16-95	Australian Jr. National Team	H	L, 64-69
11-22-95	Athletes in Action	H	L, 65-70
11-14-96	Zala-Volan	H	W, 92-70
11-18-96	Spartak-Moscow	H	W, 89-75
11-13-97	Australia Institute of Sport	H	L, 76-91
11-17-97	Slovan Bratislova	H	W, 65-61
11-05-98	Almliesl	H	L, 62-78
11-10-98	Slavyanka	H	L, 65-68
11-04-99	Shelen Club	H	W, 75-70
11-11-99	Budapest Sport	H	W, 79-62
11-02-00	Spartak-Moscow	H	W, 91-56
11-06-00	Delta Kosice	H	W, 73-64
11-07-02	RTU Klondiaka Latvia	H	W, 93-27
11-14-02	Wayland Baptist	H	W, 99-49
11-06-03	Perik Jumpers	H	W, 95-47
11-10-03	Houston Jaguars	H	W, N/A
11-03-04	Trinity	H	W, 95-37
11-10-04	TTT Riga	H	W, 95-54
11-03-05	Everyones Internet	H	L, 60-68
11-10-05	Houston Jaguars	H	L, 73-77
11-02-06	Houston Jaguars	H	W, 72-31
11-07-06	Trinity	H	W, 78-29
11-01-07	Trinity	H	W, 101-50
11-06-07	Houston Jaguars	H	W, 94-51
11-09-08	Houston Jaguars	H	W, 86-45
11-05-10	Trinity	H	W, 132-38
10-27-11	St. Edward's	H	W, 88-61
10-30-12	Incarinate Word	H	W, 77-33
10-31-13	Midwestern State	H	W, 119-75
11-09-14	Oklahoma City University	H	W, 102-56
11-06-16	Tarleton State	H*	W, 93-43
11-05-17	Oklahoma City University	H	W, 99-36
10-28-18	West Texas A&M	H	W, 91-63
10-28-19	Lubbock Christian	H	W, 83-73
11-04-21	Oklahoma Baptist	H*	W, 77-44
10-31-22	DePaul	H	W, 105-62
11-4-22	Wayland Baptist	H	W, 107-46
11-2-23	Midwestern State	H	W, 124-52
10-31-24	UT Tyler	H	W, 98-25

# Denotes game played at Alamo Fieldhouse [San Antonio, Texas]  
\* Denotes game played in Gregory Gym

<b>All-Time Record in Exhibition Games:</b>	44-11 [.792]
<b>Current Win Streak in Exhibition Games:</b>	17
<b>Most Points Scored:</b>	132 vs. Trinity [11-05-10]
<b>Most Points Allowed:</b>	90, Athletes in Action [11-24-92]
	90, Soviet National Team [11-18-87]
<b>Scoring 100 or More Points in Exhibition Games:</b>	9 [9-0]

<b>Texas Coaches in Exhibition Games</b>	
<b>Jody Conradt</b>	29-11
<b>Gail Goestenkers</b>	5-0
<b>Karen Aston</b>	7-0
<b>Vic Schaefer</b>	3-0



A Texas exhibition-record crowd of 13,358 fans watched the Longhorns take on the Soviet National Team on November 18, 1987.

## 2025-26 TEXAS WOMEN'S BASKETBALL RECORD BOOK | SEC CONFERENCE SERIES RECORDS

### SOUTHEASTERN CONFERENCE (207-110)

Alabama	4-0
Arkansas	23-3
Auburn	1-1
Florida	2-3
Georgia	4-5
Kentucky	3-0
LSU	7-4
Mississippi State	4-5
Missouri	24-2
Ole Miss	8-1
Oklahoma	40-29
South Carolina	3-5
Tennessee	18-26
Texas A&M	64-24
Vanderbilt	2-4

### OKLAHOMA (40-29)

Overall: 40-29  
 H: 21-11 • A: 14-16 • N: 5-2  
 Big 12: 30-26  
 Big 12 Tournament: 4-2  
 SEC: 1-0  
 Overtime Games: 4-1  
 Longest Win Streak: 7 [2017-21]  
 Longest Losing Streak: 4 [2010-2012]  
 Largest Victory: +36 [02-26-05]  
 Largest Defeat: -20 [01-19-02]  
 Most Points in a Game: 181 [01-17-98]  
 Most UT Points: 91 [02-19-11]  
 Most OU Points: 97 [01-17-98]

DATE	SITE	RESULT	SCORE
11-17-79	A	W	66-47
02-10-81	H	W	71-54
03-11-82	N	W	87-78
03-20-86	H	W	85-59
11-30-93	H	W	84-78
12-07-94	A	L	85-95
01-07-97	H	W	87-69
01-22-97	A	W	76-58
01-07-98	H	W	78-44
01-17-98	A	L	84-97
01-23-99	H	W	81-73
02-03-99	A	L	69-71
01-19-00	H	L	73-76
02-11-00	A	W	77-70
03-08-00	N	W	71-68
01-10-01	A	L	74-85
02-28-01	H	L	54-65
01-19-02	A	L	69-89
02-19-02	H	W OT	68-62
01-29-03	A	W	60-54
03-05-03	H	W	78-66
01-10-04	H	W	63-58
03-02-04	A	W	57-54
03-13-04	N	L	47-66
01-26-05	A	W OT	83-71
02-26-05	H	W	72-36
03-09-05	N	W	65-59
01-25-06	A	L	57-75
02-15-06	H	L	54-61
01-31-07	H	W	67-62
02-12-07	A	L	58-78
03-07-07	N	L	58-67
02-03-08	H	L	58-74
03-02-08	A	W	65-50
01-25-09	A	L	69-89

03-08-09	H	L	62-74
02-03-10	A	W	75-57
02-27-10	H	L	60-75
01-16-11	H	L	71-67
02-19-11	A	L	91-62
01-21-12	A	L	67-73
02-25-12	H	W	87-62
01-05-13	H	L	70-78
01-19-13	A	L	56-69
01-08-14	H	W	79-74
02-19-14	A	L	63-64
03-08-14	N	W	82-72
01-14-15	A	L	59-70
01-29-15	H	W OT	84-81
03-08-15	N	W	59-46
01-23-16	H	W	83-76
02-14-16	A	L	56-74
01-17-17	H	W	86-68
02-18-17	A	L	73-74
12-28-17	A	W	88-78
02-27-18	H	W	79-66
01-09-19	H	W	73-63
02-02-19	A	W	76-67
01-28-20	A	W	70-53
02-29-20	H	W	86-76
02-03-21	A	W	69-58
02-27-21	H	L OT	63-68
01-29-22	A	L	63-65
1-25-23	H	W	78-58
2-25-23	A	W	67-45
01-24-24	H	L	87-91
02-28-24	A	L	70-71

### ARKANSAS (23-3)

Overall: 23-3  
 H: 9-2 • A: 7-1 • N: 7-0  
 SEC: 1-0  
 Longest Win Streak: 20 [1981-90]  
 Longest Losing Streak: 3 [1990-91]  
 Largest Victory: +49 [01-29-81]  
 Largest Defeat: -15 [01-08-91]  
 Most Points in a Game: 200 [03-11-89]  
 Most UT Points: 110 [01-29-81]  
 Most Arkansas Points: 99 [03-11-89]

DATE	SITE	RESULT	SCORE
01-29-81	N	W	110-61
01-30-82	N	W	68-53
02-21-83	H	W	89-67
03-13-83	H	W	80-54
01-16-84	H	W	89-63
02-18-84	A	W	71-70
01-12-85	A	W	85-60
02-12-85	H	W	89-71
03-07-85	N	W	104-62
01-07-86	H	W	75-44
02-08-86	A	W	75-57
01-06-87	A	W	59-56
02-03-87	H	W	91-96
03-07-87	N	W	72-70
01-05-88	A	W	89-70
02-06-88	H	W	84-54
01-07-89	H	W	104-67
02-07-89	A	W	87-67
03-11-89	N	W	101-99
01-24-90	A	W	84-75

02-23-90	H	L	77-82
01-08-91	A	L	61-76
02-09-91	H	L	68-73
03-25-03	N	W	67-50
12-20-15	N	W	61-50

### ALABAMA (4-0)

Overall: 4-0  
 H: 3-0 • A: 0-0 • N: 1-0  
 SEC: 1-0  
 Longest Win Streak: 4 [1983-2025]  
 Longest Losing Streak: 0  
 Largest Victory: +44 [01-09-25]  
 Largest Defeat: n/a  
 Most Points in a Game: 138 [11-26-83, 12-07-84]  
 Most UT Points: 85 [12-07-84]  
 Most Alabama Points: 56 [11-26-83]

DATE	SITE	RESULT	SCORE
11-26-83	H	W	82-56
12-07-84	N	W	85-53
03-24-24	N	W	65-54
01-09-25	H	W	84-40

### SOUTH CAROLINA (3-5)

Overall: 3-5  
 H: 2-1 • A: 0-1 • N: 1-3  
 SEC: 1-1  
 Longest Win Streak: 2 [1988-2005]  
 Longest Losing Streak: 2 [2016-21]  
 Largest Victory: +19 [03-20-88]  
 Largest Defeat: -28 [03-20-21]  
 Most Points in a Game: 143 [12-01-16]  
 Most UT Points: 77 [03-20-88]  
 Most Arkansas Points: 76 [12-01-16]

DATE	SITE	RESULT	SCORE
03-20-88	H	W	77-58
11-25-05	N	W	59-55
12-01-16	H	L	67-76
03-30-21	N	L	34-62
02-09-25	H	W	66-62
01-12-25	A	L	50-67
02-09-25	H	W	66-62
03-09-25	N	L	45-64
04-04-25	N	L	57-74

### AUBURN (1-1)

Overall: 1-1  
 H: 0-0 • A: 1-0 • N: 0-1  
 SEC: 1-0  
 Longest Win Streak: 0  
 Longest Losing Streak: 1 [1999]  
 Largest Victory: +19 [03-20-88]  
 Largest Defeat: n/a  
 Most Points in a Game: 130 [03-13-99]  
 Most UT Points: 74 [01-16-25]  
 Most Auburn Points: 69 [03-13-99]

DATE	SITE	RESULT	SCORE
03-13-99	N	L	61-69
01-16-25	A	W	74-57

### TENNESSEE (18-26)

Overall: 18-26  
 H: 9-11 • A: 7-13 • N: 2-2  
 SEC: 1-0  
 Overtime Games: 2-40  
 Longest Win Streak: 4 [1982-85, 2002-04]  
 Longest Losing Streak: 13 [1990-2001]  
 Largest Victory: +31 [12-11-84]  
 Largest Defeat: -41 [12-01-05]  
 Most Points in a Game: 182 [12-20-99]  
 Most UT Points: 97 [12-09-87]  
 Most Tennessee Points: 106 [12-20-99]

DATE	SITE	RESULT	SCORE
12-08-78	N	L	60-84
12-09-82	H	W	74-59
12-01-83	A	W	66-65
12-11-84	H	W	91-60
12-01-85	A	W	74-52
12-14-86	H	L	78-85
12-29-86	N	W	88-74
12-09-87	A	W	97-78
01-31-89	H	W	69-67
01-20-90	A	L	70-76
02-23-91	H	L	55-64
12-19-91	N	L	72-86
02-25-92	A	L	68-86
02-02-93	H	L	58-72
01-25-94	A	L	60-94
12-28-94	H	L	54-66
12-10-95	A	L	67-83
12-21-96	H	L OT	65-68
12-03-97	A	L	64-98
11-28-98	H	L	65-86
12-20-99	A	L	76-106
12-22-01	H	L	59-67
02-12-02	A	W	69-66
12-21-02	H	W	63-62
12-28-03	A	W	70-60
11-25-04	H	W	74-59
12-01-05	A	L	61-102
12-17-06	H	L	46-67
11-18-07	A	L	67-92
12-14-08	H	W	73-59
12-06-09	A	L	58-78
12-12-10	H	L	77-92
12-04-11	A	L	57-73
12-16-12	H	L	75-94
12-08-13	A	L	61-75
11-30-14	H	W	72-59
11-29-15	A	W	64-53
12-11-16	H	W	72-67
12-10-17	A	L	75-82
12-09-18	H	L	82-88
12-08-19	A	W	66-60
11-21-21	A	L OT	70-74
01-23-25	H	W	80-76
03-29-25	N	W	67-59

# 2025-26 TEXAS WOMEN'S BASKETBALL RECORD BOOK | SEC CONFERENCE SERIES RECORDS

## OLE MISS [8-1]

Overall: 8-1  
 H: 4-0 • A: 1-1 • N: 3-0  
 SEC: 1-0  
 SEC Tournament: 1-0  
 Longest Win Streak: 4 [1982-85, 2002-04]  
 Longest Losing Streak: 1 [1988]  
 Largest Victory: +24 [12-04-08]  
 Largest Defeat: -21 [12-12-88]  
 Most Points in a Game: 155 [12-12-88]  
 Most UT Points: 74 [01-22-88, 12-04-08]  
 Most Ole Miss Points: 88 [12-12-88]

DATE	SITE	RESULT	SCORE
12-19-81	N	W	69-56
12-30-85	N	W	57-46
03-22-86	H	W	66-63
01-22-88	H	W	74-61
12-12-88	A	L	67-88
12-04-08	A	W	74-50
12-16-09	H	W	64-58
01-26-25	A	W	61-58
03-07-25	N	W	70-63

## MISSOURI [24-2]

Overall: 24-2  
 H: 13-0 • A: 7-2 • N: 4-0  
 SEC: 1-0  
 Longest Win Streak: 12 [2002-10]  
 Longest Losing Streak: 1 [2001, 2011]  
 Largest Victory: +41 [03-14-86]  
 Largest Defeat: -16 [01-06-01]  
 Most Points in a Game: 175 [03-14-86]  
 Most UT Points: 108 [03-14-86]  
 Most Missouri Points: 85 [01-08-11]

DATE	SITE	RESULT	SCORE
12-19-81	N	W	69-56
12-30-85	N	W	57-46
03-22-86	H	W	66-63
01-22-88	H	W	74-61
12-12-88	A	L	67-88
12-04-08	A	W	74-50
12-16-09	H	W	64-58
01-30-25	A	W	61-58

## TEXAS A&M [64-24]

Overall: 64-24  
 H: 29-8 • A: 26-11 • N: 9-5  
 SEC: 1-0  
 Longest Win Streak: 27 [1978-91]  
 Longest Losing Streak: 11 [2007-11]  
 Largest Victory: +45 [02-20-84]  
 Largest Defeat: -27 [03-09-11]  
 Most Points in a Game: 185 [01-25-84]  
 Most UT Points: 108 [01-25-84]  
 Most Missouri Points: 91 [01-09-10]

DATE	SITE	RESULT	SCORE
03-23-75	N	W	63-62
01-27-76	H	W	55-49
02-03-76	A	W	43-42
02-14-76	N	L	54-58
02-01-77	H	W	79-73
02-22-77	A	W	80-74
01-23-78	A	L	52-59
02-13-78	H	W	86-60
03-02-78	N	W	84-56
01-22-79	H	W	75-41
02-12-79	A	W	73-48
01-26-80	H	W	78-46
01-26-81	A	W	73-42

02-08-82	H	W	93-53
01-29-83	H	W	88-51
02-28-83	A	W	88-57
01-25-84	A	W	108-77
02-20-84	H	W	105-60
01-19-85	H	W	80-58
02-20-85	A	W	101-73
01-14-86	A	W	73-59
02-15-86	H	W	77-64
01-14-87	A	W	94-60
02-10-87	H	W	96-50
01-30-88	A	W	89-61
03-01-88	H	W	79-57
03-10-88	N	W	72-56
02-09-89	H	W	86-61
03-04-89	A	W	78-70
03-09-89	N	W	74-59
01-16-90	H	W	88-67
02-16-90	A	W	95-70
03-01-91	H	W	72-59
02-02-91	A	W	74-65
01-20-92	H	L	73-74
02-15-92	A	W	71-52
02-06-93	A	W	79-63
03-07-93	H	W	76-64
01-11-94	A	L	74-75
02-09-94	H	W	81-69
03-11-94	N	W	80-75
01-14-95	A	L	61-75
02-11-95	H	L	79-86
03-08-95	N	W	78-63
01-17-96	H	W	87-66
02-14-96	A	W	80-78
03-08-96	N	L	61-75
01-15-97	H	W	100-63
03-01-97	A	W	79-58
02-07-98	H	W	79-66
02-18-98	A	L	68-86
03-03-98	N	L	74-98
01-30-99	A	W	78-74
02-20-99	H	W	65-56
02-05-00	H	W	82-54
02-26-00	A	W	76-67
03-07-00	N	W	83-72
01-03-01	H	W	62-49
02-07-01	A	W	63-57
02-02-02	A	L	65-70
02-23-02	H	W	91-63
01-15-03	A	W	74-47
02-02-03	H	W	76-50
01-25-04	A	W	64-62
02-11-04	H	W	66-55
02-02-05	H	W	77-62
03-02-05	A	W	69-57
02-08-06	H	L	53-73
02-22-06	A	L	67-79
01-21-07	H	W	64-45
02-28-07	A	L	60-67
02-09-08	A	L	57-66
02-24-08	H	L	50-65
01-28-09	H	L	54-68
02-21-09	A	L	65-76
01-09-10	H	L	70-91

02-20-10	A	L	44-58
03-12-10	N	L	64-77
01-19-11	A	L	65-80
02-27-11	H	L	65-68
03-09-11	N	L	50-77
01-11-12	A	W	76-71
03-04-12	H	W	79-64
11-29-13	N	W	69-58
12-21-14	N	W	67-65
12-06-20	H	L	61-66
12-05-21	A	W	76-60
02-02-25	A	W	70-50

## VANDERBILT [2-4]

Overall: 2-4  
 H: 2-2 • A: 0-1 • N: 0-0  
 SEC: 1-0  
 Longest Win Streak: 1 [1984, 2025]  
 Longest Losing Streak: 4 [1992-96]  
 Largest Victory: +24 [12-02-84]  
 Largest Defeat: -22 [11-26-93]  
 Most Points in a Game: 166 [12-02-84]  
 Most UT Points: 95 [12-02-84]  
 Most Missouri Points: 93 [11-26-93]

DATE	SITE	RESULT	SCORE
12-02-84	H	W	95-71
12-21-92	H	L	73-78
11-26-93	A	L	71-93
12-20-95	H	L	57-61
12-29-96	A	L	65-67
02-06-25	H	W	87-66

## KENTUCKY [3-0]

Overall: 3-0  
 H: 0-0 • A: 1-0 • N: 2-0  
 SEC: 1-0  
 Longest Win Streak: 2 [1978-2007]  
 Longest Losing Streak: n/a  
 Largest Victory: +18 [02-13-25]  
 Largest Defeat: n/a  
 Most Points in a Game: 135 [03-17-78]  
 Most UT Points: 75 [03-17-78]  
 Most Kentucky Points: 60 [03-17-78, 11-24-07]

DATE	SITE	RESULT	SCORE
12-02-84	H	W	95-71
12-21-92	H	L	73-78
11-26-93	A	L	71-93
12-20-95	H	L	57-61
12-29-96	A	L	65-67
02-06-25	H	W	87-66

## LSU [7-4]

Overall: 7-4  
 H: 3-0 • A: 1-2 • N: 3-2  
 SEC: 1-0  
 Longest Win Streak: 2 [1980-88, 2025]  
 Longest Losing Streak: 1 [1977, 1988, 2002, 2004]  
 Largest Victory: +23 [03-08-80]  
 Largest Defeat: -28 [03-10-77]  
 Most Points in a Game: 174 [12-10-88]  
 Most UT Points: 96 [03-08-80]  
 Most LSU Points: 95 [03-10-77]

DATE	SITE	RESULT	SCORE
03-10-77	N	L	67-95
03-08-80	A	W	96-73
01-08-88	H	W	76-61
12-10-88	A	L	80-94
11-29-01	H	W	65-63

12-28-02	A	L	58-76
04-01-03	N	W	78-60
03-27-04	N	L	55-71
11-24-17	N	W	75-66
02-16-25	H	W	65-58
03-08-25	N	W	56-49

## GEORGIA [4-5]

Overall: 4-5  
 H: 0-2 • A: 2-2 • N: 1-1  
 SEC: 1-0  
 Longest Win Streak: 1 [1984, 2003, 2017, 2025]  
 Longest Losing Streak: 2 [1995-96, 2004-05]  
 Largest Victory: +28 [12-03-17]  
 Largest Defeat: -25 [01-31-96]  
 Most Points in a Game: 161 [01-31-96]  
 Most UT Points: 83 [11-26-84]  
 Most LSU Points: 93 [01-31-96]

DATE	SITE	RESULT	SCORE
12-12-83	H	L	61-67
11-26-84	A	W	83-69
02-13-95	H	L	75-80
01-31-96	A	L	68-93
12-20-03	N	W	71-58
11-21-04	A	L	64-78
03-21-05	N	L	68-70
12-03-17	A	W	81-53
02-24-25	A	W	57-26

## MISSISSIPPI STATE [4-5]

Overall: 3-3  
 H: 1-1 • A: 1-1 • N: 1-1  
 SEC: 1-0  
 Longest Win Streak: 2 [2009-15]  
 Longest Losing Streak: 2 [2016-18]  
 Largest Victory: +18 [11-26-09]  
 Largest Defeat: -18 [12-02-18]  
 Most Points in a Game: 147 [11-20-16]  
 Most UT Points: 73 [11-26-09]  
 Most Mississippi State Points: 79 [11-20-16]

DATE	SITE	RESULT	SCORE
03-21-09	N	L	63-71
11-26-09	N	W	73-55
12-02-15	H	W	53-47
11-20-16	A	L	68-79
12-02-18	H	L	49-67
02-27-25	A	W	68-64

## FLORIDA [2-3]

Overall: 2-3  
 H: 2-1 • A: 0-2 • N: 0-0  
 SEC: 1-0  
 Longest Win Streak: 1 [1996, 2025]  
 Longest Losing Streak: 2 [1995]  
 Largest Victory: +16 [03-02-25]  
 Largest Defeat: -13 [11-25-97]  
 Most Points in a Game: 181 [11-26-96]  
 Most UT Points: 97 [11-26-96]  
 Most Florida Points: 84 [11-26-96]

DATE	SITE	RESULT	SCORE
01-25-95	H	LOT	71-82
11-28-95	A	LOT	64-67
11-26-96	H	W 2OT	97-84
11-25-97	A	L	51-64
03-02-25	H	W	72-46

## 2025-26 TEXAS WOMEN'S BASKETBALL RECORD BOOK | **BIG 12 CONFERENCE HISTORY-CHAMPIONS**

Year	Champion	Big 12 Record	Overall Record	Coach	Tournament Champion [Site]
1997	Kansas	14-2	25-6	Marian Washington	Colorado [Kansas City, Mo.]
1998	Texas Tech	15-1	26-5	Marsha Sharp	Texas Tech [Kansas City, Mo.]
1999	Texas Tech	14-2	30-4	Marsha Sharp	Texas Tech [Kansas City, Mo.]
2000	Iowa State	13-3	27-6	Bill Fennelly	Iowa State [Kansas City, Mo.]
	Texas Tech	13-3	28-5	Marsha Sharp	
	Oklahoma	13-3	25-8	Sherri Coale	
2001	Oklahoma	15-1	28-6	Sherri Coale	Iowa State [Kansas City, Mo.]
2002	Oklahoma	14-2	32-4	Sherri Coale	Oklahoma [Kansas City, Mo.]
<b>2003</b>	<b>Texas</b>	<b>15-1</b>	<b>29-6</b>	<b>Jody Conradt</b>	<b>Texas [Dallas, Texas]</b>
2004	Texas	<b>14-2</b>	<b>30-5</b>	<b>Jody Conradt</b>	Oklahoma [Dallas, Texas]
	Kansas State	14-2	25-6	Deb Patterson	
2005	Baylor	14-2	33-3	Kim Mulkey	Baylor [Kansas City, Mo.]
2006	Oklahoma	16-0	31-5	Sherri Coale	Oklahoma [Dallas, Texas]
2007	Texas A&M	13-3	25-7	Gary Blair	Oklahoma [Oklahoma City, Okla.]
	Oklahoma	13-3	28-5	Sherri Coale	
2008	Kansas State	13-3	22-10	Deb Patterson	Texas A&M [Kansas City, Mo.]
2009	Oklahoma	15-1	32-5	Sherri Coale	Baylor [Oklahoma City, Okla.]
2010	Nebraska	16-0	32-2	Connie Yori	Texas A&M [Kansas City, Mo.]
2011	Baylor	15-1	34-3	Kim Mulkey	Baylor [Kansas City, Mo.]
2012	Baylor	18-0	40-0	Kim Mulkey	Baylor [Kansas City, Mo.]
2013	Baylor	18-0	34-2	Kim Mulkey	Baylor [Dallas, Texas]
2014	Baylor	16-2	32-5	Kim Mulkey	Baylor [Oklahoma City, Okla.]
	West Virginia	16-2	30-5	Mike Carey	
2015	Baylor	16-2	33-4	Kim Mulkey	Baylor [Dallas, Texas]
2016	Baylor	17-1	36-2	Kim Mulkey	Baylor [Oklahoma City, Okla.]
2017	Baylor	17-1	33-4	Kim Mulkey	West Virginia [Oklahoma City, Okla.]
2018	Baylor	18-0	33-2	Kim Mulkey	Baylor [Oklahoma City, Okla.]
2019	Baylor	18-0	37-1	Kim Mulkey	Baylor [Oklahoma City, Okla.]
2020	Baylor	17-1	28-2	Kim Mulkey	Tournament Cancelled
2021	Baylor	17-1	28-3	Kim Mulkey	Baylor [Kansas City, Mo.]
2022	Baylor	15-3	28-7	Nicki Collen	<b>Texas [Kansas City, Mo.]</b>
<b>2023</b>	<b>Texas</b>	<b>14-4</b>	<b>26-10</b>	<b>Vic Schaefer</b>	Iowa [Kansas City, Mo.]
2024	Oklahoma	14-4	33-5	Jennie Baranczyk	<b>Texas [Kansas City, Mo]</b>

## 2025-26 TEXAS WOMEN'S BASKETBALL RECORD BOOK | SEC HISTORY-CHAMPIONS

Year	Champion	SEC Record	Overall Record	Coach	Tournament Champion [Site]
2025	Texas, South Carolina	15-1	35-4	Vic Schaefer, Dawn Staley	South Carolina [Greenville, S.C.]

## 2025-26 TEXAS WOMEN'S BASKETBALL RECORD BOOK | BIG 12 CONFERENCE HISTORY- WEEKLY AWARDS

### ALL-TIME BIG 12 PLAYERS OF THE WEEK

02-03-97	Angela Jackson
12-22-97	Edwina Brown
02-01-98	Angela Jackson
01-11-99	Edwina Brown
11-29-99	Edwina Brown
01-10-00	Edwina Brown
11-26-01	Stacy Stephens
01-14-02	Stacy Stephens
02-20-03	Stacy Stephens
02-17-03	Stacy Stephens
03-03-03	Heather Schreiber
11-24-03	Jamie Carey
12-22-03	Heather Schreiber
01-05-03	Jamie Carey
03-07-04	Stacy Stephens
01-31-05	Tiffany Jackson
01-23-06	Tiffany Jackson
12-22-06	Tiffany Jackson
01-08-07	Tiffany Jackson
01-02-08	Carla Cortijo
11-28-11	Chassidy Fussell
11-12-12	Nneka Enemkpali
11-26-12	Nneka Enemkpali
01-27-14	Nneka Enemkpali
03-07-14	Imani McGee-Stafford
11-24-14	Nneka Enemkpali
12-01-14	Kelsey Lang
12-22-14	Nneka Enemkpali
12-14-15	Empress Davenport
01-04-16	Imani McGee-Stafford
01-11-16	Imani McGee-Stafford
02-06-17	Kelsey Lang
02-20-17	Brooke McCarty
12-18-17	Brooke McCarty
01-08-18	Lashann Higgs
01-15-18	Ariel Atkins
12-23-19	Charli Collier
03-02-20	Celeste Taylor
11-30-20	Charli Collier
01-25-21	Charli Collier
12-12-22	DeYona Gaston
1-03-23	Rori Harmon
12-4-24	Rori Harmon
12-18-24	Rori Harmon
01-08-24	Madison Booker
02-19-24	Madison Booker

### ALL-TIME BIG 12 ROOKIES OF THE WEEK

02-17-97	Edwina Brown
01-04-99	Asha Hill
01-17-00	Alisha Sare
01-24-00	Alisha Sare
02-19-01	Stacy Stephens
01-02-02	Heather Schreiber
01-21-02	Kala Bowers
02-18-02	Heather Schreiber
02-24-03	Jamie Carey
03-03-03	Jamie Carey
12-01-03	Tiffany Jackson
01-05-04	Tiffany Jackson
02-02-04	Tiffany Jackson

03-01-04	Tiffany Jackson
03-07-04	Tiffany Jackson
01-02-07	Earnesia Williams
01-15-07	Carla Cortijo
02-05-07	Earnesia Williams
11-19-07	Kathleen Nash

### ALL-TIME BIG 12 FRESHMEN OF THE WEEK

11-22-08	Yvonne Anderson
01-19-09	Ashleigh Fontenette
02-02-09	Ashleigh Fontenette
11-22-10	Chassidy Fussell
01-03-11	Chassidy Fussell
02-07-11	Chassidy Fussell
01-23-12	Nneka Enemkpali
11-26-12	Imani McGee-Stafford
01-28-13	Imani McGee-Stafford
02-04-13	Imani McGee-Stafford
02-25-13	Imani McGee-Stafford
03-04-13	Imani McGee-Stafford
11-24-14	Ariel Atkins
12-02-14	Ariel Atkins
02-16-15	Brooke McCarty
02-23-15	Brooke McCarty
03-02-15	Ariel Atkins
11-30-15	Lashann Higgs
01-09-17	Joyner Holmes
01-23-17	Joyner Holmes
01-30-17	Joyner Holmes
02-06-17	Joyner Holmes
02-13-17	Joyner Holmes
02-20-17	Joyner Holmes
03-01-17	Joyner Holmes
11-26-18	Audrey Warren
12-10-18	Audrey Warren
12-23-19	Celeste Taylor
01-20-20	Celeste Taylor
03-02-20	Celeste Taylor
01-04-21	DeYona Gaston
11-15-21	Rori Harmon
12-27-21	Rori Harmon
01-17-22	Rori Harmon
02-21-22	Rori Harmon
12-04-23	Madison Booker
01-22-24	Madison Booker
02-05-24	Madison Booker
02-19-24	Madison Booker
03-04-24	Madison Booker

**ALL-TIME SEC PLAYERS OF THE WEEK**

01-28-25 Taylor Jones  
02-11-25 Madison Booker

**ALL-TIME SEC FRESHMEN OF THE WEEK**

12-03-24 Justice Carlton  
12-23-24 Justice Carlton  
01-07-25 Jordan Lee

## 2025-26 TEXAS WOMEN'S BASKETBALL RECORD BOOK | BIG 12 CONFERENCE TOURNAMENT HISTORY

### 1997 [SEED: 2]

Round	Opponent	Score
QF	[7] Nebraska	W, 74-68
SF	[3] Colorado	L, 50-64

### 1998 [SEED: 7]

Round	Opponent	Score
1st	[10] Texas A&M	L, 74-98

### 1999 [SEED: 4]

Round	Opponent	Score
QF	[5] Nebraska	L, 55-60

### 2000 [SEED: 6]

Round	Opponent	Score
1st	[11] Texas A&M	W, 83-72
QF	[3] Oklahoma	W, 71-68
SF	[6] Texas Tech	W, 68-50
CHAMP	[1] Iowa State	L, 65-75

### 2001 [SEED: 7]

Round	Opponent	Score
1st	[10] Nebraska	W, 77-60
QF	[2] Texas Tech	L, 58-71

### 2002 [SEED: 5]

Round	Opponent	Score
1st	[12] Kansas	W, 63-61
QF	[4] Kansas State	L, 63-79

### 2003 [SEED: 1]

Round	Opponent	Score
QF	[9] Kansas	W, 87-56
SF	[4] Colorado	W, 63-47
CHAMP	[3] Texas Tech	W, 67-57

### 2004 [SEED: 1]

Round	Opponent	Score
QF	[9] Iowa State	W, 64-54
SF	[5] Baylor	W, 63-59
CHAMP	[6] Oklahoma	L, 66-47

### 2005 [SEED: 2]

Round	Opponent	Score
QF	[7] Oklahoma	W, 65-59
SF	[3] Kansas State	L, 69-72

### 2006 [SEED: 8]

Round	Opponent	Score
1st	[9] Iowa State	L, 68-72

### 2007 [SEED: 7]

Round	Opponent	Score
1st	[10] Missouri	W, 70-57
QF	[2] Oklahoma	L, 58-67

### 2008 [SEED: 7]

Round	Opponent	Score
1st	[10] Texas Tech	W, 75-63
QF	[2] Baylor	W, 76-61
SF	[3] Oklahoma State	L, 72-75

### 2009 [SEED: 6]

Round	Opponent	Score
1st	[11] Missouri	W, 62-59
QF	[3] Iowa State	L, 55-59

### 2010 [SEED: 5]

Round	Opponent	Score
1st	[12] Missouri	W, 64-59
QF	[4] Texas A&M	L, 64-77

### 2011 [SEED: 7]

Round	Opponent	Score
1st	[10] Missouri	W, 79-66
QF	[2] Texas A&M	L, 50-77

### 2012 [SEED: 8]

Round	Opponent	Score
1st	[9] Texas Tech	L, 58-81

### 2013 [SEED: 9]

Round	Opponent	Score
1st	[8] Kansas State	L, 49-51

### 2014 [SEED: 3]

Round	Opponent	Score
QF	[6] Oklahoma	W, 82-72
SF	[2] West Virginia	L, 60-67

### 2015 [SEED: 6]

Round	Opponent	Score
QF	[3] TCU	W, 67-61
SF	[2] Oklahoma	W, 59-46
CHAMP	[1] Baylor	L, 64-75

### 2016 [SEED: 2]

Round	Opponent	Score
QF	[10] Kansas	W, 66-50
SF	[3] West Virginia	W, 67-51
CHAMP	[1] Baylor	L, 63-79

### 2017 [SEED: 2]

Round	Opponent	Score
QF	[7] Oklahoma State	W, 71-60
SF	[6] West Virginia	L, 59-62

### 2018 [SEED: 2]

Round	Opponent	Score
QF	[7] Iowa State	W, 81-69
SF	[6] West Virginia	W, 68-55
CHAMP	[1] Baylor	L, 69-77

### 2019 [SEED: 3]

Round	Opponent	Score
QF	[6] TCU	W, 66-64
SF	[2] Iowa State	L, 69-75

### 2020 [SEED: 3]

Round	Opponent	Score
QF	[6] West Virginia	Cancelled

### 2021 [SEED: 5]

Round	Opponent	Score
QF	[4] Iowa State	W, 84-82 (OT)
SF	[1] Baylor	L, 55-66

### 2022 [SEED: 3]

Round	Opponent	Score
QF	[6] Kansas State	W, 72-65
SF	[2] Iowa State	W, 82-73 (OT)
CHAMP	[1] Baylor	W, 67-58

## 2025-26 TEXAS WOMEN'S BASKETBALL RECORD BOOK | **BIG 12 CONFERENCE TOURNAMENT HISTORY**

### 2023 [SEED: 1]

Round	Opponent	Score
QF	[9] Kansas State	W, 60-42
SF	[4] Oklahoma State	W, 64-57
FINAL	[3] Iowa State	L, 51-61

### 2024 [SEED: 2]

Round	Opponent	Score
QF	[9] Kansas	W, 76-60
SF	[4] Kansas State	W, 71-64
FINAL	[3] Iowa State	W, 70-53

## 2025-26 TEXAS WOMEN'S BASKETBALL RECORD BOOK | SEC TOURNAMENT HISTORY

2025 [SEED: 2]

Round	Opponent	Score
QF	[7] Ole Miss	W, 70-63
SF	[3] LSU	W, 56-49
FINAL	[1] South Carolina	L, 45-64

## 2025-26 TEXAS WOMEN'S BASKETBALL RECORD BOOK | ALL-TIME BIG 12 CONFERENCE INDIVIDUAL AWARDS

### COACH OF THE YEAR

1997	Marian Washington, Kansas
1998	Marsha Sharp, Texas Tech
1999	Marsha Sharp, Texas Tech
2000	Sherri Coale, Oklahoma
2001	Sherri Coale, Oklahoma
2002	Deb Patterson, Kansas State
<b>2003</b>	<b>Jody Conradt, Texas</b>
<b>2004</b>	<b>Jody Conradt, Texas</b>
2005	Kim Mulkey, Baylor
2006	Sherri Coale, Oklahoma
2007	Gary Blair, Texas A&M
2008	Deb Patterson, Kansas State
2009	Sherri Coale, Oklahoma
2010	Connie Yori, Nebraska
2011	Kim Mulkey, Baylor
2012	Kim Mulkey, Baylor
2013	Kim Mulkey, Baylor
2014	Mike Carey, West Virginia
2015	Kim Mulkey, Baylor
2016	Jim Littell, Oklahoma State
<b>2017</b>	<b>Karen Aston, Texas</b>
2018	Kim Mulkey, Baylor
2019	Kim Mulkey, Baylor
2020	Kim Mulkey, Baylor
2021	Jim Littell, Oklahoma State
2022	Brandon Schneider
<b>2023</b>	<b>Vic Schaefer</b>

### PLAYER OF THE YEAR

1997	Tamecka Dixon, Kansas
1998	Alicia Thompson, Texas Tech
1999	Angie Braziel, Texas Tech
2000	Phylesha Whaley, Oklahoma
2001	Stacey Dales, Oklahoma
2002	Stacey Dales, Oklahoma
2003	Nicole Ohlde, Kansas State
2004	Nicole Ohlde, Kansas State
2005	Kendra Wecker, Kansas State
2006	Sophia Young, Baylor
2007	Courtney Paris, Oklahoma
2008	Courtney Paris, Oklahoma
2009	Courtney Paris, Oklahoma
2010	Kelsey Griffin, Nebraska
2011	Brittney Griner, Baylor
2012	Brittney Griner, Baylor
2013	Brittney Griner, Baylor
2014	Odyssey Sims, Baylor
2015	Nina Davis, Baylor
2016	Brittney Martin, Oklahoma State
<b>2017</b>	<b>Brooke McCarty, Texas</b>
2018	Kalani Brown, Baylor
2019	Bridget Carleton, Iowa State
2020	Lauren Cox, Baylor
2021	NaLyssa Smith, Baylor
2022	NaLyssa Smith, Baylor
2023	Ashley Joens, Iowa State
<b>2024</b>	<b>Madison Booker, Texas/Skylar Vann, OU</b>

### FRESHMAN OF THE YEAR

1997	Julie Helm, Missouri
------	----------------------

1998	Megan Taylor, Iowa State
1999	LaNeishea Caufield, Oklahoma
2000	Plenette Pierson, Texas Tech
2001	Nicole Ohlde, Kansas State
2002	Heather Schreiber, Texas
2003	Chelsi Welch, Oklahoma Erin Grant, Texas Tech
<b>2004</b>	<b>Tiffany Jackson, Texas</b>
2005	Morenike Atunrase, Texas A&M
2006	Courtney Paris, Oklahoma
2007	Andrea Riley, Oklahoma State
2008	Danielle Robinson, Oklahoma
2009	Whitney Hand, Oklahoma
2010	Brittney Griner, Baylor
2011	Odyssey Sims, Baylor
2012	Liz Donohoe, Oklahoma State
<b>2013</b>	<b>Imani McGee-Stafford, Texas</b>
2014	Nina Davis, Baylor
2015	Gabbi Ortiz, Oklahoma
2016	Tynice Martin, West Virginia
<b>2017</b>	<b>Joyner Holmes, Texas</b>
2018	Shaina Pellington, Oklahoma
2019	Chrislyn Carr, Texas Tech
2020	Ayoka Lee, Kansas State
2021	Lexi Donarski, Iowa State
<b>2022</b>	<b>Rori Harmon, Texas</b>
2023	Darianna Littlepage-Buggs, Baylor
<b>2024</b>	<b>Madison Booker, Texas</b>

### NEWCOMER OF THE YEAR

1997	Nicole Palmer, Baylor
1998	Stacy Frese, Iowa State
1999	Desiree Francis, Iowa State
2000	Amanda Lassiter, Missouri
2001	Sheila Lambert, Baylor
2002	Keasha Cannon, Nebraska
<b>2003</b>	<b>Jamie Carey, Texas</b>
2004	Nina Stone, Oklahoma State
2005	Jelena Spirc, Nebraska
2006	Whitney Pegram, Oklahoma State
2007	Bernice Mosby, Baylor
2008	Dominic Seals, Texas Tech
2009	Tanisha Smith, Texas A&M
2010	Danielle Adams, Texas A&M
2011	Destiny Williams, Baylor
2012	Kelsey Bone, Texas A&M
2013	Portia Durrett, Oklahoma Jackie Patterson, Texas Tech
2014	None
2015	Peyton Little, Oklahoma
2016	Alexis Jones, Baylor
2017	Jessica Washington, Kansas
2018	Loryn Goodwin, Oklahoma State
2019	Vivian Gray, Oklahoma State
2020	Te'a Cooper, Baylor Natasha Mack, Oklahoma State
2021	Dijonai Carrington, Baylor
2022	Jordan Lewis, Baylor
<b>2023</b>	<b>Shaylee Gonzales, Texas</b>

### DEFENSIVE PLAYER OF THE YEAR

2006	Abiola Wabara, Baylor Courtney Paris, Oklahoma
2007	Courtney Paris, Oklahoma
2008	Courtney Paris, Oklahoma
2009	Danielle Gant, Texas A&M
2010	Brittney Griner, Baylor Yvonne Turner, Nebraska
2011	Brittney Griner, Baylor
2012	Brittney Griner, Baylor
2013	Brittney Griner, Baylor
2014	Odyssey Sims, Baylor
2015	Chelsea Prince, TCU
2016	Brittney Martin, Oklahoma State <b>Imani McGee-Stafford, Texas</b>
<b>2017</b>	<b>Brianna Taylor, Texas</b>
2018	Lauren Cox, Baylor
2019	Lauren Cox, Baylor
2020	DiDi Richards, Baylor
2021	Natasha Mack, Oklahoma State
2022	Lexi Donarski, Iowa State
<b>2023</b>	<b>Rori Harmon, Texas</b>

### SIXTH PLAYER AWARD

2007	Danielle Gant, Texas A&M
2008	Morenike Atunrase, Texas A&M
2009	Melissa Jones, Baylor Nyeshia Stevenson, Oklahoma
2010	Bianca Smith, Colorado
2011	Maryann Baker, Texas A&M Chynna Brown, Texas Tech
2012	Sharane Campbell, Oklahoma
2013	Destiny Williams, Baylor
2014	Taylor Palmer, West Virginia
2015	Khadijah Cave, Baylor
2016	Vionise Pierre-Louis, Oklahoma
2017	Lauren Cox, Baylor
2018	Amy Okonkwo, TCU
2019	Kari Niblack, West Virginia
2020	Queen Egbo, Baylor
2021	Dijonai Carrington, Baylor
2022	Skylar Vann, Oklahoma
2023	Skylar Vann, Oklahoma
<b>2024</b>	<b>DeYona Gaston, Texas</b>

### SCHOLAR-ATHLETE OF THE YEAR AWARD

2013	Brittany Chambers, Kansas State
2014	Jess Harlee, West Virginia
2015	Averee Fields, West Virginia
2016	Kindred Wesemann, Kansas State
2017	Kaylee Jensen, Oklahoma State
2018	Shaelyn Martin, Kansas State
2019	Peyton Williams, Kansas State
2020	Peyton Williams, Kansas State
<b>2021</b>	<b>Joanne Allen-Taylor</b>
2022	Ayoka Lee, Kansas State
2023	Bryn Gerlich, Texas Tech

COACH OF THE YEAR

2025 \_\_\_\_\_ Vic Schaefer, Texas

PLAYER OF THE YEAR

2025 \_\_\_\_\_ Madison Booker, Texas

FRESHMAN OF THE YEAR

2025 \_\_\_\_\_ Mikayla Blakes, Vanderbilt

NEWCOMER OF THE YEAR

2025 \_\_\_\_\_ Georgia Amooore, Kentucky

DEFENSIVE PLAYER OF THE YEAR

2025 \_\_\_\_\_ Clara Strack, Kentucky

SIXTH PLAYER AWARD

2025 \_\_\_\_\_ MiLaysia Fulwiley, South Carolina

SCHOLAR-ATHLETE OF THE YEAR AWARD

2025 \_\_\_\_\_ Grace Slaughter, Missouri

## NCAA CHAMPIONSHIP HISTORY

YEAR	CHAMPION	RUNNER-UP	SEMIFINALISTS	LOCATION
2025	UConn	South Carolina	Texas, UCLA	Tampa, Fla.
2024	South Carolina	Iowa	NC State, UConn	Cleveland, Ohio
2023	LSU	Iowa	South Carolina, Virginia Tech	Dallas, Texas
2022	South Carolina	UConn	Stanford, Louisville	Minneapolis, Minn.
2021	Stanford	Arizona	South Carolina, UConn	San Antonio, Texas
2020	Canceled due to COVID-19			
2019	Baylor	Notre Dame	UConn, Oregon	Tampa, Fla.
2018	Notre Dame	Mississippi State	UConn, Louisville	Columbus, Ohio
2017	South Carolina	Mississippi State	UConn, Stanford	Dallas, Texas
2016	UConn	Syracuse	Oregon State, Washington	Indianapolis, Ind.
2015	UConn	Notre Dame	Maryland, South Carolina	Tampa, Fla.
2014	UConn	Notre Dame	Maryland, Stanford	Nashville, Tenn.
2013	UConn	Louisville	California, Notre Dame	New Orleans, La.
2012	Baylor	Notre Dame	UConn, Stanford	Denver, Colo.
2011	Texas A&M	Notre Dame	UConn, Stanford	Indianapolis, Ind.
2010	UConn	Stanford	Baylor, Oklahoma	San Antonio, Texas
2009	UConn	Louisville	Oklahoma, Stanford	St. Louis, Mo.
2008	Tennessee	Stanford	UConn, LSU	Tampa, Fla.
2007	Tennessee	Rutgers	North Carolina, Rutgers	Cleveland, Ohio
2006	Michigan State	Duke	LSU, North Carolina	Boston, Mass.
2005	Baylor	Michigan State	LSU, Tennessee	Indianapolis, Ind.
2004	UConn	Tennessee	LSU, Minnesota	New Orleans, La.
2003	UConn	Tennessee	<b>TEXAS</b> , Duke	Atlanta, Ga.
2002	UConn	Oklahoma	Duke, Tennessee	San Antonio, Texas
2001	Notre Dame	Purdue	UConn, Southwest Missouri State	St. Louis, Mo.
2000	UConn	Tennessee	Penn State, Rutgers	Philadelphia, Pa.
1999	Purdue	Duke	Georgia, Louisiana Tech	San Jose, Calif.
1998	Tennessee	Louisiana Tech	Arkansas, North Carolina State	Kansas City, Mo.
1997	Tennessee	Old Dominion	Notre Dame, Stanford	Cincinnati, Ohio
1996	Tennessee	Georgia	Stanford, UConn	Charlotte, N.C.
1995	UConn	Tennessee	Stanford, Georgia	Minneapolis, Minn.
1994	North Carolina	Louisiana Tech	Alabama, Purdue	Richmond, Va.
1993	Texas Tech	Ohio State	Iowa, Vanderbilt	Atlanta, Ga.
1992	Stanford	Western Kentucky	Virginia, Southwest Missouri State	Los Angeles, Calif.
1991	Tennessee	Virginia	UConn, Stanford	Baton Rouge, La.
1990	Stanford	Auburn	Louisiana Tech, Virginia	Knoxville, Tenn.
1989	Tennessee	Auburn	Louisiana Tech, Maryland	Tacoma, Wash.
1988	Louisiana Tech	Auburn	Tennessee, Long Beach	Tacoma, Wash.
1987	Tennessee	Louisiana Tech	<b>TEXAS</b> , Long Beach	<b>AUSTIN, TEXAS</b>
1986	<b>TEXAS</b>	Southern Cal	Tennessee, Western Kentucky	Lexington, Ky.
1985	Old Dominion	Georgia	Western Kentucky, Northeast Louisiana	<b>AUSTIN, TEXAS</b>
1984	Southern Cal	Tennessee	Louisiana Tech, Cheyney State	Los Angeles, Calif.
1983	Southern Cal	Louisiana Tech	Old Dominion, Georgia	Norfolk, Va.
1982	Louisiana Tech	Cheyney State	Tennessee, Maryland	Norfolk, Va.

## AIAW CHAMPIONSHIP HISTORY

YEAR	CHAMPION	RUNNER-UP	SEMIFINALISTS	LOCATION
1982	Rutgers	TEXAS	Wayland Baptist, Villanova	Philadelphia, Pa.
1981	Louisiana Tech	Tennessee	Old Dominion, Southern California	Eugene, Ore.
1980	Old Dominion	Tennessee	Louisiana Tech, South Carolina	Mt. Pleasant, Mich.
1979	Old Dominion	Louisiana Tech	Tennessee, UCLA	Greensboro, N.C.
1978	UCLA	Maryland	Montclair State, Wayland Baptist	Los Angeles, Calif.
1977	Delta State	Louisiana State	Immaculata, Tennessee	Minneapolis, Minn.
1976	Delta State	Immaculata	Wayland Baptist, William Penn	University Park, Pa.
1975	Delta State	Immaculata	Cal State Fullerton, Southern Connecticut State	Harrisonburg, Va.
1974	Immaculata	Mississippi College	William Penn, Southern Connecticut State	Manhattan, Kan.
1973	Immaculata	Queens College	Indiana, Southern Connecticut State	Flushing, N.Y.
1972	Immaculata	West Chester State	Cal State Fullerton, Mississippi State College	Normal, Ill.

# 2025-26 TEXAS WOMEN'S BASKETBALL RECORD BOOK | TEXAS IN THE NCAA TOURNAMENT

## TEXAS IN THE NCAA TOURNAMENT

### W-L BREAKDOWN

<b>Appearances</b>	<b>37, 53-35 [.600]</b>
as the #1 seed	17-5
as the #2 seed	18-7
as the #3 seed	6-5
as the #4 seed	3-3
as the #5 seed	5-4
as the #6 seed	3-3
as the #7 seed	0-3
as the #8 seed	1-2
as the #9 seed	0-2
as the #12 seed	0-1
<b>Home</b>	<b>30-10</b>
<b>Away</b>	<b>1-6</b>
<b>Neutral</b>	<b>22-19</b>
in the Round of 64 or 48	17-9
in the Round of 32	18-9
in the Regional Semifinals	12-6
in the Regional Finals	4-8
in the Semifinals	1-3
in the Championship game	1-0
as the HIGHER seed	47-13
as the LOWER seed	4-19
as the SAME seed	1-2
in Overtime	1-1

### HOSTING

1983	First Round
1984	First Round
1985	First Round, Final Four
1986	Second Round, Regionals
1987	Second Round, Final Four
1988	Second Round, Regionals
1989	Second Round, Regionals
1990	Second Round, Regionals
1991	Regionals
1992	Second Round
1993	Second Round
1994	Regionals
1997	First & Second Rounds
2002	First & Second Rounds
2004	First & Second Rounds
2005	First & Second Rounds *
2010	First & Second Rounds
2016	First & Second Rounds
2017	First & Second Rounds
2018	First & Second Rounds
2022	First & Second Rounds
2023	First & Second Rounds
2024	First & Second Rounds
2025	First & Second Rounds

\* Texas and Texas Tech were co-hosts at a neutral site - Dallas' Reunion Arena - in 2005.

### MISCELLANEOUS

#### Largest Margin of Victory

+44 vs. <sup>15</sup> ALABAMA STATE [03-19-16]

+44 vs. <sup>15</sup> Hampton [03-23-03]

#### Largest Margin of Defeat

-51 vs. <sup>1</sup> UConn [03-28-15]

#### Most Points Scored [combined]

190 vs. <sup>6</sup> Northeast Louisiana [03-23-84]

#### Most Points Scored

108 vs. <sup>9</sup> MISSOURI [03-14-86]

### Most Points Allowed

105 vs. <sup>1</sup> UConn [03-28-15]

### HONORS

#### Final Four MVP

Clarissa Davis [1986]

#### All-Tournament Team

Clarissa Davis [1986, 87]

Fran Harris [1986]

### All-Region Teams

#### 1983 [Midwest]

Terry Mackey

Annette Smith

#### 1984 [Midwest]

Andrea Lloyd

#### 1985 [Midwest]

Andrea Lloyd

#### 1986 [Midwest]

Clarissa Davis

Kamie Ethridge

Beverly Williams

#### 1987 [East]

Clarissa Davis

Andrea Lloyd

#### 1988 [Midwest]

Doreatha Conwell

Beverly Williams

#### 1989 [West]

Vicki Hall

#### 1990 [Midwest]

Edna Campbell

Vicki Hall

#### 2003 [East]

Jamie Carey

Stacy Stephens

#### 2016 [Bridgeport]

Ariel Atkins

Lashann Higgs

#### 2022 [Spokane]

Rori Harmon

Joanne Allen-Taylor

#### 2025 [Birmingham]

Madison Booker

Rori Harmon

### ROUNDS KEY (for chart to right):

64 - First Round [1994-present]

48 - First Round [1991]

32 - First Round [1982-85]

Second Round [1986-present]

16 - Regional Semifinals

8 - Regional Finals

4 - National Semifinals

2 - National Finals

DATE	UT	OPP	OPPONENT	W/L	SCORE	RND	CITY
03-17-83	2	7	LOUISVILLE	W	84-55	32	Austin, Texas
03-25-83	2	3	vs. Kansas State	W [OT]	73-70	16	Ruston, La.
03-27-83	2	1	at Louisiana Tech	L	58-72	8	Ruston, La.
03-15-84	2	7	DRAKE	W	96-60	32	Austin, Texas
03-23-84	2	6	vs. Louisiana-Monroe	W	99-91	16	Ruston, La.
03-25-84	2	1	at Louisiana Tech	L	60-85	8	Ruston, La.
03-14-85	1	8	WESTERN MICHIGAN	W	84-62	32	Austin, Texas
03-22-85	1	4	at Western Kentucky	L	90-92	16	Bowling Green, Ky.
03-14-86	1	9	MISSOURI	W	108-67	32	Austin, Texas
03-20-86	1	4	OKLAHOMA	W	85-59	16	Austin, Texas
03-22-86	1	2	OLE MISS	W	66-63	8	Austin, Texas
03-28-86	1	4	vs. Western Kentucky	W	90-65	4	Lexington, Ky.
03-30-86	1	1	vs. Southern California	W	97-81	2	Lexington, Ky.
03-15-87	1	9	ST. JOSEPH'S	W	86-56	32	Austin, Texas
03-19-87	1	4	vs. James Madison	W	91-57	16	Fayetteville, N.C.
03-21-87	1	2	vs. Rutgers	W	85-77	8	Fayetteville, N.C.
03-27-87	1	1	LOUISIANA TECH	L	75-79	4	Austin, Texas
03-20-88	1	8	SOUTH CAROLINA	W	77-58	32	Austin, Texas
03-24-88	1	5	STANFORD	W	79-58	16	Austin, Texas
03-26-88	1	2	LOUISIANA TECH	L [OT]	80-83	8	Austin, Texas
03-18-89	2	10	MONTANA	W	83-54	32	Austin, Texas
03-23-89	2	6	UNLV	W	88-77	16	Austin, Texas
03-25-89	2	1	MARYLAND	L	71-79	8	Austin, Texas
03-18-90	3	6	OHIO STATE	W	95-66	32	Austin, Texas
03-22-90	3	2	N.C. State	W	72-63	16	Austin, Texas
03-24-90	3	1	LOUISIANA TECH	L	57-71	8	Austin, Texas
03-13-91	7	10	LAMAR	L	63-77	48	Austin, Texas
03-22-92	4	5	UCLA	L	81-82	32	Austin, Texas
03-20-93	3	6	LOUISIANA TECH	L	78-82	32	Austin, Texas
03-16-94	5	12	OKLAHOMA STATE	W	75-67	64	Austin, Texas
03-19-94	5	4	at Seton Hall	L	66-71	32	South Orange, N.J.
03-16-96	5	12	vs. Southwest Missouri State	W	73-55	64	Lawrence, Kan.
03-18-96	5	4	at Kansas	L	70-77	32	Lawrence, Kan.
03-15-97	3	14	SOUTHWEST TEXAS STATE	W	66-38	64	Austin, Texas
03-17-97	3	6	NOTRE DAME	L	83-86	32	Austin, Texas
03-13-99	12	5	vs. Auburn	L	61-69	64	Blacksburg, Va.
03-17-00	7	10	vs. St. Joseph's	L	48-69	64	Piscataway, N.J.
03-16-01	8	9	vs. St. Mary's	L	64-68	64	Knoxville, Tenn.
03-15-02	4	13	WISCONSIN-GREEN BAY	W	60-55	64	Austin, Texas
03-17-02	4	12	UC-SANTA BARBARA	W	76-60	32	Austin, Texas
03-23-02	4	1	vs. Duke	L	46-62	16	Raleigh, N.C.
03-23-03	2	15	vs. Hampton	W	90-46	64	Cincinnati, Ohio
03-25-03	2	7	vs. Arkansas	W	67-50	32	Cincinnati, Ohio
03-30-03	2	6	vs. Minnesota	W	73-60	16	Palo Alto, Calif.
04-01-03	2	1	vs. LSU	W	78-60	8	Palo Alto, Calif.
04-06-03	2	1	vs. UConn	L	69-71	4	Atlanta, Ga.
03-21-04	1	16	SOUTHERN	W	92-57	64	Austin, Texas
03-23-04	1	8	MICHIGAN STATE	W	80-61	32	Austin, Texas
03-27-04	1	4	vs. LSU	L	55-71	16	Seattle, Wash.
03-19-05	3	14	vs. Oral Roberts	W	64-47	64	Dallas, Texas
03-21-05	3	6	vs. Georgia	L	68-70	32	Dallas, Texas
03-23-06	8	9	vs. Minnesota	W	72-55	64	Bridgeport, Conn.
03-25-06	8	1	vs. UConn	L	55-89	32	Bridgeport, Conn.
03-21-09	6	11	vs. Mississippi State	L	63-71	64	Columbus, Ohio
03-21-10	6	11	SAN DIEGO STATE	L	63-74	64	Austin, Texas
03-19-11	9	8	vs. Marquette	L	65-68	64	Knoxville, Tenn.
03-17-12	9	8	vs. West Virginia	L	55-68	64	Norfolk, Va.
03-23-14	5	12	vs. Penn	W	79-61	64	College Park, Md.
03-25-14	5	4	at Maryland	L	64-69	32	College Park, Md.
03-20-15	5	12	vs. Western Kentucky	W	66-64	64	Berkeley, Calif.
03-22-15	5	4	at California	W	73-70	32	Berkeley, Calif.
03-28-15	5	1	vs. UConn	L	54-105	16	Albany, N.Y.
03-19-16	2	15	ALABAMA STATE	W	86-42	64	Austin, Texas
03-21-16	2	10	MISSOURI	W	73-55	32	Austin, Texas
03-26-16	2	3	vs. UCLA	W	72-64	16	Bridgeport, Conn.
03-28-16	2	1	vs. UConn	L	65-86	8	Bridgeport, Conn.
03-17-17	3	14	CENTRAL ARKANSAS	W	78-50	64	Austin, Texas
03-19-17	3	6	N.C. State	W	84-80	32	Austin, Texas
03-24-17	3	2	vs. Stanford	L	66-77	16	Lexington, Ky.
03-17-18	2	15	MAINE	W	83-54	64	Austin, Texas
03-19-18	2	7	ARIZONA STATE	W	85-65	32	Austin, Texas
03-23-18	2	3	vs. UCLA	L	75-84	16	Kansas City, Mo.
03-22-19	7	10	vs. Indiana	L	65-69	64	Eugene Ore.

TABLE CONTINUED ON FOLLOWING PAGE .....



### NCAA FINAL FOUR | 2-3

2025	Lost to South Carolina [Semifinal]	57-74
2003	Lost to UConn [Semifinal]	69-71
1987	Lost to Louisiana Tech [Semifinal]	75-79
1986	Defeated Southern Cal [Final] *	97-81
	Defeated Western Kentucky [Semifinal]	90-65

\*National Championship

### NCAA REGIONALS [ELITE EIGHT / SWEET 16] | 17-15

2025	Defeated TCU [Birmingham Regional Final]	58-47
2025	Defeated Tennessee [Birmingham Regional Semifinal]	67-59
2024	Lost to NC State [Portland Regional Final]	66-76
2024	Defeated Gonzaga [Portland Regional Semifinal]	69-47
2022	Defeated Ohio State [Spokane Regional Semifinal]	66-63
	Lost to Stanford [Spokane Regional Final]	50-59
2021	Defeated Maryland [San Antonio Regional Semifinal]	64-61
	Lost to South Carolina [San Antonio Regional Final]	34-62
2018	Lost to UCLA [Kansas City Regional Semifinal]	75-84
2017	Lost to Stanford [Lexington Regional Semifinal]	66-77
2016	Lost to UConn [Bridgeport Regional Final]	65-86
	Defeated UCLA [Bridgeport Regional Semifinal]	72-64
2015	Lost to UConn [Albany Regional Semifinal]	54-105
2004	Lost to LSU [West Regional Semifinal]	55-71
2003	Defeated LSU [West Regional Final]	78-60
	Defeated Minnesota [West Regional Semifinal]	73-60
2002	Lost to Duke [East Regional Semifinal]	46-62
1990	Lost to Louisiana Tech [Midwest Regional Final]	57-71
	Defeated N.C. State [Midwest Regional Semifinal]	72-63
1989	Lost to Maryland [West Regional Final]	71-79
	Defeated UNLV [West Regional Semifinal]	88-77
1988	Lost to Louisiana Tech [Midwest Regional Final]	80-83 [OT]
	Defeated Stanford [Midwest Regional Semifinal]	79-58
1987	Defeated Rutgers [East Regional Final]	85-77
	Defeated James Madison [East Regional Semifinal]	91-57
1986	Defeated Ole Miss [Midwest Regional Final]	66-63
	Defeated Oklahoma [Midwest Regional Semifinal]	85-59
1985	Lost to Western Kentucky [Midwest Regional Semifinal]	90-92
1984	Lost to Louisiana Tech [Midwest Regional Final]	60-85
	Defeated Northeast Louisiana [Midwest Regional Semifinal]	99-91
1983	Lost to Louisiana Tech [Midwest Regional Final]	58-72
	Defeated Kansas State [Midwest Regional Semifinal]	73-70 [OT]

### NCAA ROUND OF 32 | 19-9

2025	Defeated Illinois [Austin, Texas/Birmingham Regional]	65-48
2024	Defeated Alabama [Austin, Texas/Portland Regional]	65-54
2023	Lost to Louisville [Austin, Texas/Seattle Regional]	51-73
2022	Defeated Utah [Austin, Texas/Spokane Regional]	78-56
2021	Defeated UCLA [San Antonio, Texas]	71-62
2018	Defeated Arizona State [Austin, Texas/Kansas City Regional]	85-65
2017	Defeated N.C. State [Austin, Texas/Lexington Regional]	84-80
2016	Defeated Missouri [Austin, Texas/Bridgeport Regional]	73-55
2015	Defeated Cal [Berkeley, Calif./Albany Regional]	73-70
2014	Lost to Maryland [College Park, Md./Louisville Regional]	64-69
2008	Lost to UConn [Bridgeport, Conn./Greensboro Regional]	55-89
2005	Lost to Georgia [Dallas, Texas/Midwest Region]	68-70
2004	Defeated Michigan State [Austin, Texas/West Region]	80-61
2003	Defeated Arkansas [Cincinnati, Ohio/ West Region]	67-50
2002	Defeated U.C. Santa Barbara [Austin, Texas/East Region]	76-60
1997	Lost to Notre Dame [Austin, Texas/East Region]	83-86
1996	Lost to Kansas [Lawrence, Kan./East Region]	70-77
1994	Lost to Seton Hall [South Orange, N.J./Midwest Region]	66-71
1993	Lost to Louisiana Tech [Austin, Texas/Midwest Region]	78-82
1992	Lost to UCLA [Austin, Texas/Midwest Region]	81-82
1990	Defeated Ohio State [Austin, Texas/Midwest Region]	95-66
1989	Defeated Montana [Austin, Texas/West Region]	83-54
1988	Defeated South Carolina [Austin, Texas/Midwest Region]	77-58

1987	Defeated St. Joseph's [Austin, Texas/East Region]	86-56
1986	Defeated Missouri [Austin, Texas/Mideast Region]	108-67
1985	Defeated Western Michigan [Austin, Texas/Mideast Region]	84-62
1984	Defeated Drake [Austin, Texas/Midwest Region]	96-60
1983	Defeated Louisville [Austin, Texas/Midwest Region]	84-55

### NCAA ROUND OF 64/48 17-9

2025	Defeated William & Mary [Austin, Texas/Birmingham Regional]	105-61
2024	Defeated Drexel [Austin, Texas/Portland Regional]	82-42
2023	Defeated East Carolina [Austin, Texas/Seattle Regional]	79-40
2022	Defeated Fairfield [Austin, Texas/Spokane Regional]	70-52
2021	Defeated Bradley [San Antonio, Texas]	81-62
2019	Lost to Indiana [Eugene, Ore./Portland Regional]	65-69
2018	Defeated Maine [Austin, Texas/Kansas City Regional]	83-54
2017	Defeated Central Arkansas [Austin, Texas/Lexington Regional]	78-50
2016	Defeated Alabama State [Austin, Texas/Bridgeport Regional]	86-42
2015	Defeated Western Kentucky [Berkeley, Calif./Albany Regional]	66-64
2014	Defeated Penn [College Park, Md./Louisville Regional]	64-69
2012	Lost to West Virginia [Norfolk, Va./Fresno Regional]	55-68
2011	Lost to Marquette [Knoxville, Tenn./Dayton Regional]	65-68
2010	Lost to San Diego State [Austin, Texas/Memphis Regional]	63-74
2009	Lost to Mississippi State [Columbus, Ohio/Berkeley Regional]	63-71
2008	Defeated Minnesota [Bridgeport, Conn./Greensboro Region]	72-55
2005	Defeated Oral Roberts [Dallas, Texas/Midwest Region]	64-47
2004	Defeated Southern [Austin, Texas/West Region]	92-57
2003	Defeated Hampton [Cincinnati, Ohio/West Region]	90-46
2002	Defeated Wisconsin-Green Bay [Austin, Texas/East Region]	60-55
2001	Lost to St. Mary's [Calif.] [Knoxville, Tenn./Mideast Region]	64-68
2000	Lost to St. Joseph's [Pa.] [Piscataway, N.J./West Region]	48-69
1999	Lost to Auburn [Blacksburg, Va./East Region]	61-69
1997	Defeated Southwest Texas [Austin, Texas/East Region]	66-38
1996	Defeated SW Missouri State [Lawrence, Kan./East Region]	73-55
1994	Defeated Oklahoma State [Austin/Midwest Region]	75-67
1991	Lost to Lamar [Austin, Texas/Midwest Region]	63-77

[Received 1st round byes in 10 other years]

### NUMBERS OF TIMES REACHED

Championship Game	1	1986 [Champions]
Final Four	4	1986, 1987, 2003, 2025
Elite Eight	13	1983, 1984, 1986, 1987, 1988, 1989, 1990, 2003, 2016, 2021, 2022, 2024, 2025
Sweet 16	19	1983, 1984, 1985, 1986, 1987, 1988, 1989, 1990, 2002, 2003, 2004, 2015, 2016, 2017, 2018, 2021, 2022, 2024, 2025
Second Round	27	1983, 1984, 1985, 1986, 1987, 1988, 1989, 1990, 1992, 1993, 1994, 1996, 1997, 2002, 2003, 2004, 2005, 2008, 2014, 2015, 2016, 2017, 2018, 2021, 2022, 2023, 2025
First Round or Bye	36	1983, 1984, 1985, 1986, 1987, 1988, 1989, 1990, 1991, 1992, 1993, 1994, 1996, 1997, 1999, 2000, 2001, 2002, 2003, 2004, 2005, 2008, 2009, 2010, 2011, 2012, 2014, 2015, 2016, 2017, 2018, 2019, 2021, 2022, 2023, 2025

### NCAA TOURNAMENT HOSTING HISTORY

Final Four	2	1985, 1987
Regionals	6	1986, 1988, 1989, 1990, 1991, 1994
Second Round*	20	1983, 1984, 1985, 1986, 1987, 1988, 1989, 1990, 1992, 1993, 1997, 2002, 2004, 2005, 2010, 2016, 2017, 2018, 2022, 2023
First Round*	13	1991, 1994, 1997, 2002, 2004, 2005, 2010, 2016, 2017, 2018, 2022, 2023, 2025

\* Texas and Texas Tech were co-hosts at a neutral site - Dallas' Reunion Arena - in 2005

**1983****Texas vs. Louisville - NCAA First Round - March 17, 1983 - Austin, Texas**

Teams	1	2	F	FG%	3FG%	FT%	REB	A	TO	BLK	STL
Louisville	32	23	55	38.7	N/A	38.9	46	10	28	1	10
Texas	45	39	84	51.4	N/A	57.1	39	22	14	2	16

**Texas vs. Kansas State- NCAA Midwest Regional Semifinal - March 25, 1983 - Ruston, La.**

Teams	1	2	F	FG%	3FG%	FT%	REB	A	TO	BLK	STL
Kansas State	25	37	70	46.7	N/A	73.6	44	14	34	5	15
Texas	31	31	73	39.1	N/A	59.4	34	18	25	2	23

**Texas vs. Louisiana Tech- NCAA Midwest Regional Final - March 27, 1983 - Ruston, La**

Teams	1	2	F	FG%	3FG%	FT%	REB	A	TO	BLK	STL
Texas	34	24	58	43.9	N/A	100.0	35	15	18	5	12
Louisiana Tech	39	33	72	39.3	N/A	75.1	42	13	16	6	11

**1984****Texas vs. Drake- NCAA First Round - March 15, 1984 - Ruston, La.**

Teams	1	2	F	FG%	3FG%	FT%	REB	A	TO	BLK	STL
Drake	29	31	60	49.0	N/A	71.4	19	5	24	0	N/A
Texas	46	50	96	68.9	N/A	75.6	31	11	19	1	N/A

**Texas vs. Northeast Louisiana- NCAA Midwest Regional Semifinal - March 23, 1984 - Ruston, La.**

Teams	1	2	F	FG%	3FG%	FT%	REB	A	TO	BLK	STL
Northeast La.	53	38	91	N/A	N/A	73.3	35	26	20	N/A	10
Texas	63	36	99	50.6	N/A	70.8	41	18	15	3	14

**Texas vs. Louisiana Tech- NCAA Midwest Regional Final - March 25, 1984 - Ruston, La.**

Teams	1	2	F	FG%	3FG%	FT%	REB	A	TO	BLK	STL
Texas	44	16	60	39.4	N/A	61.5	33	15	14	0	11
Louisiana Tech	47	38	85	53.2	N/A	61.3	47	19	17	6	7

**1985****Texas vs. Western Michigan- NCAA First Round - March 14, 1985 - Austin, Texas**

Teams	1	2	F	FG%	3FG%	FT%	REB	A	TO	BLK	STL
Western Michigan	29	33	62	39.7	N/A	47.0	N/A	13	16	1	10
Texas	43	41	84	53.4	N/A	50.6	N/A	14	22	2	9

**Texas vs. Western Kentucky- NCAA Mideast Regional Semifinal - March 22, 1985- Bowling Green, Ky.**

Teams	1	2	F	FG%	3FG%	FT%	REB	A	TO	BLK	STL
Western Kentucky	43	49	92	51.3	N/A	0.692	45	14	18	6	6
Texas	48	42	90	0.529	N/A	0.485	32	16	17	1	4

**1986****Texas vs. Missouri- NCAA Second Round - March 14, 1986 - Austin, Texas**

Teams	1	2	F	FG%	3FG%	FT%	REB	A	TO	BLK	STL
Missouri	30	37	47	36.9	N/A	73.1	30	7	20	3	10
Texas	42	66	108	75.0	N/A	66.7	36	17	17	3	6

**Texas vs. Oklahoma- NCAA Midwest Regional Semifinal - March 20, 1986 - Austin, Texas**

Teams	1	2	F	FG%	3FG%	FT%	REB	A	TO	BLK	STL
Oklahoma	23	36	59	43.1	N/A	56.2	32	10	22	1	8
Texas	41	44	85	52.5	N/A	60.7	42	12	14	2	10

## 2025-26 TEXAS WOMEN'S BASKETBALL RECORD BOOK | ALL-TIME NCAA TOURNAMENT LINE SCORES

### Texas vs. Ole Miss- NCAA Midwest Regional Final - March 22, 1986 - Austin, Texas

Teams	1	2	F	FG%	3FG%	FT%	REB	A	TO	BLK	STL
Ole Miss	32	21	63	46.7	N/A	58.3	32	11	14	1	10
Texas	29	37	66	50.0	N/A	69.6	32	8	17	1	9

### Texas vs. Western Kentucky- NCAA National Semifinal - March 28, 1986 - Lexington, Ky.

Teams	1	2	F	FG%	3FG%	FT%	REB	A	TO	BLK	STL
Western Kentucky	34	31	65	46.6	N/A	73.3	40	12	23	8	0
Texas	39	51	90	49.3	N/A	60.0	39	23	8	4	13

### Texas vs. USC- NCAA National Championship - March 30, 1986 - Lexington, Ky.

Teams	1	2	F	FG%	3FG%	FT%	REB	A	TO	BLK	STL
USC	35	46	81	44.6	N/A	79.3	32	15	13	0	6
Texas	45	52	97	58.8	N/A	70.8	42	22	13	0	8

## 1987

### Texas vs. St. Joseph's- NCAA Second Round - March 15, 1987 - Austin, Texas

Teams	1	2	F	FG%	3FG%	FT%	REB	A	TO	BLK	STL
St. Joseph's	26	30	56	45.4	N/A	72.7	25	6	30	0	13
Texas	42	44	86	60.0	N/A	75.0	31	17	19	1	18

### Texas vs. James Madison- NCAA East Regional Semifinal - March 19, 1987 - Fayetteville, N.C.

Teams	1	2	F	FG%	3FG%	FT%	REB	A	TO	BLK	STL
James Madison	26	31	57	44.3	N/A	75.0	23	6	23	1	10
Texas	42	49	91	63.5	N/A	80.6	32	7	21	5	11

### Texas vs. Rutgers- NCAA East Regional Final - March 21, 1987 - Fayetteville, N.C.

Teams	1	2	F	FG%	3FG%	FT%	REB	A	TO	BLK	STL
Rutgers	36	31	77	43.1	N/A	65.2	45	14	15	2	11
Texas	30	55	85	59	N/A	72.2	28	6	13	5	11

### Texas vs. Louisiana Tech- NCAA National Semifinal- March 27, 1987 - Austin, Texas

Teams	1	2	F	FG%	3FG%	FT%	REB	A	TO	BLK	STL
Louisiana Tech	40	39	79	58.5	N/A	64.2	33	18	16	6	8
Texas	36	39	75	43.8	N/A	61.1	41	12	14	0	7

## 1988

### Texas vs. South Carolina- NCAA Second Round - March 20, 1988 - Austin, Texas

Teams	1	2	F	FG%	3FG%	FT%	REB	A	TO	BLK	STL
South Carolina	30	28	58	38.5	0.00	66.7	45	7	24	2	7
Texas	34	43	77	47.1	0.00	54.2	36	11	13	3	13

### Texas vs. Stanford- NCAA Midwest Regional Semifinal- March 24, 1988 - Austin, Texas

Teams	1	2	F	FG%	3FG%	FT%	REB	A	TO	BLK	STL
Stanford	29	29	58	40.0	40.0	88.9	40	10	24	4	1
Texas	39	40	79	44.0	0.00	56.5	44	13	11	1	11

### Texas vs. Louisiana Tech- NCAA Midwest Regional Final - March 26, 1988 - Austin, Texas

Teams	1	2	OT	F	FG%	3FG%	FT%	REB	A	TO	BLK	STL
Louisiana Tech	35	36	12	83	52.9	100.0	62.5	43	11	22	2	11
Texas	35	36	9	80	50.0	0.00	75.0	31	14	17	2	6

**1989****Texas vs. Montana - NCAA Second Round - March 18, 1989 - Austin, Texas**

Teams	1	2	F	FG%	3FG%	FT%	REB	A	TO	BLK	STL
Montana	27	27	54	32.9	0.00	80.0	39	8	20	5	9
Texas	33	50	83	54.2	33.7	60.0	43	16	20	5	12

**Texas vs. UNLV - NCAA West Regional Semifinal - March 23, 1989 - Austin, Texas**

Teams	1	2	F	FG%	3FG%	FT%	REB	A	TO	BLK	STL
UNLV	25	52	77	43.8	16.7	68.8	38	16	18	3	8
Texas	33	55	88	49.2	85.7	71.0	43	20	19	3	8

**Texas vs. Maryland - NCAA West Regional Final - March 25, 1989 - Austin, Texas**

Teams	1	2	F	FG%	3FG%	FT%	REB	A	TO	BLK	STL
Texas	32	39	71	47.6	40.0	63.6	37	18	13	1	5
Maryland	38	41	79	49.2	40.0	84.4	34	9	8	1	7

**1990****Texas vs. Ohio State - NCAA Second Round - March 18, 1990 - Austin, Texas**

Teams	1	2	F	FG%	3FG%	FT%	REB	A	TO	BLK	STL
Ohio State	29	37	66	46.2	37.5	62.5	32	11	30	2	6
Texas	44	51	95	58.6	33.3	68.4	38	23	17	0	11

**Texas vs. N.C. State - NCAA Midwest Regional Semifinal- March 22, 1990 - Austin, Texas**

Teams	1	2	F	FG%	3FG%	FT%	REB	A	TO	BLK	STL
Texas	30	42	72	39.4	40.0	78.3	54	8	15	5	8
N.C. State	32	31	63	35.1	33.3	66.7	42	12	11	3	9

**Texas vs. Louisiana Tech - NCAA Midwest Regional Final - March 24, 1990 - Austin, Texas**

Teams	1	2	F	FG%	3FG%	FT%	REB	A	TO	BLK	STL
Texas	27	30	57	35.7	14.3	66.7	43	5	18	3	6
Louisiana Tech	26	45	71	32.9	20.0	65.6	56	13	13	2	10

**1991****Texas vs. Lamar - NCAA First Round - March 13, 1991 - Austin, Texas**

Teams	1	2	F	FG%	3FG%	FT%	REB	A	TO	BLK	STL
Lamar	47	30	77	47.6	42.9	58.3	35	13	13	1	14
Texas	30	33	63	40.6	0.00	55.5	45	13	20	2	3

**1992****Texas vs. UCLA - NCAA Second Round- March 22, 1992 - Boulder, Colo.**

Teams	1	2	F	FG%	3FG%	FT%	REB	A	TO	BLK	STL
UCLA	42	40	82	43.8	36.4	87.5	4	16	15	1	3
Texas	47	34	81	38.7	28.6	87.5	4	13	16	0	8

**1993****Texas vs. Louisiana Tech- NCAA Second Round - March 20, 1993 - Austin, Texas**

Teams	1	2	F	FG%	3FG%	FT%	REB	A	TO	BLK	STL
Louisiana Tech	44	38	82	48.5	12.5	57.7	44	11	11	5	4
Texas	34	44	78	49.2	33.3	63.6	39	13	13	4	2

**1994****Texas vs. Oklahoma State- NCAA First Round - March 16, 1994 - Austin, Texas**

Teams	1	2	F	FG%	3FG%	FT%	REB	A	TO	BLK	STL
Oklahoma State	33	34	67	42.7	18.8	0.00	45	18	17	3	4
Texas	39	36	75	36.8	36.4	68.8	51	16	14	7	9

**Texas vs. Seton Hall- NCAA Second Round - March 19, 1994 - South Orange, N.J.**

Teams	1	2	F	FG%	3FG%	FT%	REB	A	TO	BLK	STL
Texas	26	40	66	35.5	28.6	81.8	30	12	12	1	10
Seton Hall	42	29	71	51.7	75.0	80.0	40	17	18	5	4

**1996****Texas vs. Southwest Missouri State - NCAA First Round - March 16, 1996 - Lawrence, Kan.**

Teams	1	2	F	FG%	3FG%	FT%	REB	A	TO	BLK	STL
SMS	32	23	55	42.6	25.0	68.4	31	9	21	2	5
Texas	40	33	73	40.6	60.0	52.2	44	16	14	2	10

**Texas vs. Kansas- NCAA Second Round - March 18, 1996 - Lawrence, Kan.**

Teams	1	2	F	FG%	3FG%	FT%	REB	A	TO	BLK	STL
Texas	27	43	70	37.9	35.3	60.9	46	6	16	3	6
Kansas	42	35	77	49.1	50.0	59.0	36	8	13	4	7

**1997****Texas vs. Southwest Texas State - NCAA First Round - March 15, 1997 - Austin, Texas**

Teams	1	2	F	FG%	3FG%	FT%	REB	A	TO	BLK	STL
SW Texas State	17	21	38	24.6	23.5	44.4	39	6	17	4	1
Texas	34	32	66	46.6	50.0	61.5	43	19	11	7	12

**Texas vs. Notre Dame- NCAA Second Round - March 17, 1997 - Austin, Texas**

Teams	1	2	F	FG%	3FG%	FT%	REB	A	TO	BLK	STL
Notre Dame	42	44	86	54.7	41.7	85.2	34	17	12	1	6
Texas	40	43	83	52.3	45.5	71.4	27	22	9	4	7

**1999****Texas vs. Auburn- NCAA First Round - March 12, 1999 - Blacksburg, Va.**

Teams	1	2	F	FG%	3FG%	FT%	REB	A	TO	BLK	STL
Texas	32	29	61	37.3	26.3	80.0	29	11	13	2	9
Auburn	34	35	69	54.5	66.7	65.4	32	13	15	5	6

**2000****Texas vs. St. Joseph's- NCAA First Round - March 17, 2000 - Piscataway, N.J.**

Teams	1	2	F	FG%	3FG%	FT%	REB	A	TO	BLK	STL
St. Joseph's	32	37	69	54.2	22.2	68.2	39	15	16	1	10
Texas	30	18	48	39.6	16.7	64.3	20	4	15	3	6

**2001****Texas vs. St. Mary's- NCAA First Round - March 16, 2001 - Knoxville, Tenn.**

Teams	1	2	F	FG%	3FG%	FT%	REB	A	TO	BLK	STL
St. Mary's	31	37	68	36.2	46.2	77.8	40	8	14	4	7
Texas	31	33	64	32.1	8.3	57.9	54	14	11	2	11

**2002****Texas vs. Wisconsin-Green Bay - NCAA First Round- March 15, 1990 - Austin, Texas**

Teams	1	2	F	FG%	3FG%	FT%	REB	A	TO	BLK	STL
Green Bay	25	30	55	41.2	38.9	50.0	31	9	14	1	7
Texas	23	37	60	38.6	44.4	85.7	38	13	13	2	3

**Texas vs. UC Santa Barbara- NCAA Second Round- March 17, 2002 - Austin, Texas**

Teams	1	2	F	FG%	3FG%	FT%	REB	A	TO	BLK	STL
UC Santa Barbara	31	29	60	33.9	18.8	85.0	43	7	27	4	7
Texas	28	48	76	46.2	50.0	68.8	31	17	19	3	14

**Texas vs. Duke - NCAA East Regional Semifinal- March 23, 2002 - Raleigh, N.C.**

Teams	1	2	F	FG%	3FG%	FT%	REB	A	TO	BLK	STL
Texas	16	30	46	36.8	12.5	75.0	38	10	24	3	6
Duke	28	34	62	35.1	42.9	72.7	40	10	19	1	17

**2003****Texas vs. Hampton - NCAA First Round - March 23, 2003 - Cincinnati, Ohio**

Teams	1	2	F	FG%	3FG%	FT%	REB	A	TO	BLK	STL
Hampton	20	26	46	22.6	18.2	84.2	35	3	19	1	4
Texas	52	38	90	56.5	50	75	45	29	10	9	7

**Texas vs. Arkansas- NCAA Second Round - March 25, 2003 - Cincinnati, Ohio**

Teams	1	2	F	FG%	3FG%	FT%	REB	A	TO	BLK	STL
Arkansas	29	21	50	32.2	43.8	50.0	36	10	13	3	4
Texas	38	29	67	39.7	16.7	60.0	52	15	10	3	7

**Texas vs. Minnesota- NCAA West Regional Semifinal- March 30, 2003 - Palo Alto, Calif.**

Teams	1	2	F	FG%	3FG%	FT%	REB	A	TO	BLK	STL
Minnesota	28	32	60	38.6	30.0	65.0	37	11	14	3	5
Texas	34	39	73	45.3	18.2	82.1	36	12	10	3	6

**Texas vs. LSU- NCAA West Regional Final - April 1, 2003 - Palo Alto, Calif.**

Teams	1	2	F	FG%	3FG%	FT%	REB	A	TO	BLK	STL
Texas	40	38	78	47.1	15.4	90.9	42	18	5	3	3
LSU	22	38	60	39.3	57.1	70.6	33	13	11	2	3

**Texas vs. UConn - NCAA National Semifinal - April 6, 2003 - Atlanta, Ga.**

Teams	1	2	F	FG%	3FG%	FT%	REB	A	TO	BLK	STL
Texas	35	34	69	41.9	41.2	66.7	35	7	12	3	7
UConn	33	38	71	44.6	42.9	68.2	37	12	15	2	4

**2004****Texas vs. Southern - NCAA First Round - March 21, 2004 - Austin, Texas**

Teams	1	2	F	FG%	3FG%	FT%	REB	A	TO	BLK	STL
Southern	22	35	57	36.7	40.0	87.5	27	14	16	3	5
Texas	55	37	92	52.5	54.5	70.6	45	17	12	7	8

**Texas vs. Michigan State- NCAA Second Round - March 23, 2004 - Austin, Texas**

Teams	1	2	F	FG%	3FG%	FT%	REB	A	TO	BLK	STL
Michigan State	23	38	61	34.3	26.3	66.7	36	14	7	2	7
Texas	34	46	80	50.9	60.0	68.2	41	18	11	6	4

## 2025-26 TEXAS WOMEN'S BASKETBALL RECORD BOOK | ALL-TIME NCAA TOURNAMENT LINE SCORES

### Texas vs. LSU- NCAA West Regional Semifinal- March 27, 2004 - Seattle, Wash.

Teams	1	2	F	FG%	3FG%	FT%	REB	A	TO	BLK	STL
LSU	37	34	71	46.2	42.9	66.7	37	19	10	0	9
Texas	24	31	55	36.4	37.5	56.3	36	9	16	2	5

## 2005

### Texas vs. Oral Roberts - NCAA First Round - March 19, 2005 - Dallas, Texas

Teams	1	2	F	FG%	3FG%	FT%	REB	A	TO	BLK	STL
Oral Roberts	18	29	47	43.2	42.9	66.7	26	11	23	0	8
Texas	34	30	64	48.9	42.9	82.4	25	11	15	5	9

### Texas vs. Georgia- NCAA Second Round - March 21, 2005 - Dallas, Texas

Teams	1	2	F	FG%	3FG%	FT%	REB	A	TO	BLK	STL
Georgia	36	34	70	48.2	36.4	75.0	40	11	19	5	7
Texas	30	38	68	37.9	33.3	58.3	36	9	11	4	12

## 2006

### Texas vs. Minnesota - NCAA First Round - March 23, 2006 - Bridgeport, Conn.

Teams	1	2	F	FG%	3FG%	FT%	REB	A	TO	BLK	STL
Minnesota	18	37	55	31.1	10.0	80.0	34	5	16	2	9
Texas	32	40	72	50.9	33.3	86.7	38	11	20	5	5

### Texas vs. UConn- NCAA Second Round - March 23, 2006 - Bridgeport, Conn.

Teams	1	2	F	FG%	3FG%	FT%	REB	A	TO	BLK	STL
Texas	30	25	55	35.0	28.6	90.0	29	12	16	2	8
UConn	48	41	89	60.0	42.1	37.5	41	23	15	5	12

## 2009

### Texas vs. Mississippi State - NCAA First Round - March 21, 2009 - Columbus, Ohio

Teams	1	2	F	FG%	3FG%	FT%	REB	A	TO	BLK	STL
Mississippi State	34	37	71	40.0	18.2	95.5	41	11	19	3	6
Texas	24	39	63	30.9	28.6	76.7	36	12	20	3	8

## 2010

### Texas vs. San Diego State - NCAA First Round - March 21, 2010 - Austin, Texas

Teams	1	2	F	FG%	3FG%	FT%	REB	A	TO	BLK	STL
San Diego State	44	30	74	42.3	52.9	60.0	48	15	21	6	7
Texas	30	33	63	33.3	7.7	58.1	41	11	14	4	12

## 2011

### Texas vs. Marquette - NCAA First Round - March 19, 2011 - Knoxville, Tenn.

Teams	1	2	F	FG%	3FG%	FT%	REB	A	TO	BLK	STL
Texas	36	29	65	39.2	36.8	0.00	42	13	11	6	9
Marquette	35	33	68	44.6	33.3	92.9	35	9	14	7	7

## 2012

### Texas vs. West Virginia - NCAA First Round - March 17, 2012 - Norfolk, Va.

Teams	1	2	F	FG%	3FG%	FT%	REB	A	TO	BLK	STL
Texas	18	37	55	27.9	35.7	60.0	41	9	11	2	11
West Virginia	31	37	68	48.0	42.9	77.8	42	17	18	4	5

**2014****Texas vs. Penn - NCAA First Round - March 23, 2014 - College Park, Md.**

Teams	1	2	F	FG%	3FG%	FT%	REB	A	TO	BLK	STL
Penn	38	23	61	37.9	29.4	60.0	28	12	10	5	5
Texas	31	48	79	51.8	33.3	100.0	44	11	18	1	6

**Texas vs. Maryland- NCAA Second Round - March 27, 2014 - College Park, Md.**

Teams	1	2	F	FG%	3FG%	FT%	REB	A	TO	BLK	STL
Texas	31	33	64	36.2	38.1	82.4	33	12	14	4	7
Maryland	31	38	69	43.1	28.6	77.3	42	17	16	1	5

**2015****Texas vs. Western Kentucky- NCAA First Round - March 20, 2015 - Berkeley, Calif.**

Teams	1	2	F	FG%	3FG%	FT%	REB	A	TO	BLK	STL
Western Kentucky	25	39	64	32.8	36.4	66.7	28	13	9	3	6
Texas	25	41	66	47.5	7.7	69.2	49	15	19	3	2

**Texas vs. California- NCAA Second Round - March 20, 2015 - Berkeley, Calif.**

Teams	1	2	F	FG%	3FG%	FT%	REB	A	TO	BLK	STL
Texas	27	46	73	47.5	12.5	72.7	35	15	14	3	9
California	27	43	70	40.0	44.0	68.8	34	16	20	1	6

**Texas vs. UConn- NCAA Albany Regional Semifinal - March 24, 2015 - Albany, N.Y.**

1	2	F	FG%	3FG%	FT%	REB	A	TO	BLK	STL	Teams
Texas	24	30	54	34.4	23.1	70	35	13	18	5	2
UConn	52	53	105	55.7	41.9	93.3	42	22	6	10	13

**2016****Texas vs. Alabama State - NCAA First Round - March 19, 2016 - Austin, Texas**

Teams	1	2	F	FG%	3FG%	FT%	REB	A	TO	BLK	STL
Alabama State	22	20	42	22.2	35.3	75.0	29	9	17	2	3
Texas	32	54	86	46.4	31.6	80.0	50	13	11	7	11

**Texas vs. Missouri - NCAA Second Round - March 21, 2016 - Austin, Texas**

Teams	1	2	F	FG%	3FG%	FT%	REB	A	TO	BLK	STL
Missouri	21	34	55	31.4	28.6	88.2	33	10	18	3	7
Texas	36	37	73	41.1	42.1	45.5	47	20	13	3	12

**Texas vs. UCLA- NCAA Bridgeport Regional Semifinal - March 26, 2016 - Bridgeport, Conn.**

Teams	1	2	F	FG%	3FG%	FT%	REB	A	TO	BLK	STL
UCLA	33	31	64	30.2	14.3	75.0	40	9	14	5	9
Texas	28	44	72	40.9	30.0	75.0	46	10	17	2	8

**Texas vs. UConn- NCAA Bridgeport Regional Final - March 28, 2016 - Bridgeport, Conn.**

Teams	1	2	F	FG%	3FG%	FT%	REB	A	TO	BLK	STL
Texas	31	34	65	40.6	32.0	62.5	34	13	14	2	10
UConn	46	40	86	56.4	57.1	85.7	29	24	13	5	4

**2017****Texas vs. Central Arkansas - NCAA First Round - March 17, 2017 - Austin, Texas**

Teams	1	2	F	FG%	3FG%	FT%	REB	A	TO	BLK	STL
Central Arkansas	20	40	50	37.1	37.5	70.0	23	4	10	0	7
Texas	48	30	78	51.7	50.0	66.7	55	13	21	11	4

2025-26 TEXAS WOMEN'S BASKETBALL RECORD BOOK | ALL-TIME NCAA TOURNAMENT LINE SCORES

**Texas vs. N.C. State - NCAA Second Round - March 19, 2017 - Austin, Texas**

Teams	1	2	F	FG%	3FG%	FT%	REB	A	TO	BLK	STL
N.C. State	36	44	80	44.8	18.2	89.7	28	4	14	0	7
Texas	37	47	84	45.5	38.5	82.6	41	11	19	8	3

**Texas vs. Stanford- NCAA Lexington Regional Semifinal - March 24, 2017 - Lexington, Ky.**

Teams	1	2	F	FG%	3FG%	FT%	REB	A	TO	BLK	STL
Stanford	36	30	66	40.0	30.8	66.7	35	19	9	5	4
Texas	29	48	77	42.4	31.8	66.7	41	17	14	3	4

**2018**

**Texas vs. Maine - NCAA First Round - March 17, 2018 - Austin, Texas**

Teams	1	2	F	FG%	3FG%	FT%	REB	A	TO	BLK	STL
Maine	18	36	54	36.4	15.8	78.6	12	6	11	2	8
Texas	45	38	83	61.8	75.0	90.0	43	19	20	2	4

**Texas vs. Arizona State - NCAA Second Round - March 19, 2018 - Austin, Texas**

Teams	1	2	F	FG%	3FG%	FT%	REB	A	TO	BLK	STL
Arizona State	35	30	65	39.0	28.6	75.0	19	13	9	0	6
Texas	40	45	85	61.7	30.0	80.0	40	14	17	1	1

**Texas vs. UCLA - NCAA Kansas City Regional Semifinal - March 23, 2018 - Kansas City, Mo.**

Teams	1	2	F	FG%	3FG%	FT%	REB	A	TO	BLK	STL
UCLA	39	45	84	50.7	27.3	55.0	38	13	15	2	12
Texas	31	44	75	50.8	43.8	50.0	34	18	21	1	9

**2019**

**Texas vs. Indiana - NCAA First Round - March 22, 2019 - Eugene, Ore.**

Teams	1	2	F	FG%	3FG%	FT%	REB	A	TO	BLK	STL
Indiana	29	40	69	44.4	31.8	100.0	25	11	13	1	10
Texas	37	28	65	41.3	29.4	57.1	46	11	23	2	3

**2021**

**Texas vs. Bradley - NCAA First Round - March 22, 2021 - San Marcos, Texas**

Teams	1/2	3/4	F	FG%	3FG%	FT%	REB	A	TO	BLK	STL
Bradley	7/23	21/11	62	39.6	29.4	71.4	35	9	14	8	4
Texas	19/25	21/16	81	39.1	39.5	76.9	44	13	10	3	6

**Texas vs. UCLA - NCAA Second Round - March 24, 2021 - San Antonio, Texas**

Teams	1/2	3/4	F	FG%	3FG%	FT%	REB	A	TO	BLK	STL
Texas	13/22	16/20	71	51.0	35.3	78.9	29	8	11	1	4
UCLA	8/6	27/21	62	33.3	5.3	76.0	39	4	11	4	5

**Texas vs. Maryland - NCAA Regional Semifinal - March 28, 2021 - San Antonio, Texas**

Teams	1/2	3/4	F	FG%	3FG%	FT%	REB	A	TO	BLK	STL
Texas	12/13	24/15	64	41.4	40.0	66.7	37	11	10	1	6
Maryland	18/14	15/14	61	40.0	22.7	80.0	36	16	11	3	5

**Texas vs. South Carolina - NCAA Regional Final - March 30, 2021 - San Antonio, Texas**

Teams	1/2	3/4	F	FG%	3FG%	FT%	REB	A	TO	BLK	STL
Texas	7/15	12/0	34	23.0	20.0	50.0	33	7	15	3	5
South Carolina	18/19	15/10	62	43.9	42.9	90.0	46	14	14	14	4

**2022****Texas vs. Fairfield - NCAA First Round - March 18, 2022 - Austin, Texas**

Teams	1/2	3/4	F	FG%	3FG%	FT%	REB	A	TO	BLK	STL
Fairfield	9/9	23/11	52	35.7	33.3	82.6	28	9	22	0	11
Texas	14/25	15/16	70	43.1	40.0	61.5	38	16	14	2	11

**Texas vs. Utah - NCAA Second Round - March 20, 2022 - Austin, Texas**

Teams	1/2	3/4	F	FG%	3FG%	FT%	REB	A	TO	BLK	STL
Texas	19/25	20/14	78	63.6	50.0	50.0	26	16	12	3	9
Utah	17/13	12/14	56	51.1	30.0	100.0	18	13	19	2	4

**Texas vs. Ohio State - NCAA Regional Semifinal - March 25, 2022 - Spokane, Wash.**

Teams	1/2	3/4	F	FG%	3FG%	FT%	REB	A	TO	BLK	STL
Ohio State	20/10	15/18	63	42.6	33.3	100.0	32	10	17	5	11
Texas	16/16	18/16	66	47.3	50.0	80.0	32	9	17	4	12

**Texas vs. Stanford - NCAA Regional Final - March 27, 2022 - Spokane, Wash.**

Teams	1/2	3/4	F	FG%	3FG%	FT%	REB	A	TO	BLK	STL
Texas	14/13	13/10	50	32.7	38.5	55.0	28	8	10	1	4
Stanford	14/16	15/14	59	37.3	17.6	81.8	45	14	20	11	4

**2023****Texas vs. East Carolina - NCAA First Round - March 18, 2023 - Austin, Texas**

Teams	1/2	3/4	F	FG%	3FG%	FT%	REB	A	TO	BLK	STL
Texas	23/22	21/23	79	54.0	50.0	66.7	44	20	17	12	10
East Carolina	15/9	9/7	40	17.9	0.0	76.9	30	5	17	3	7

**Texas vs. Louisville - NCAA Second Round - March 20, 2022 - Austin, Texas**

Teams	1/2	3/4	F	FG%	3FG%	FT%	REB	A	TO	BLK	STL
Texas	16/7	12/16	51	34.5	10.0	60.0	34	5	13	4	6
Louisville	16/21	19/17	73	46.9	23.1	66.7	42	10	10	4	6

**2024****Texas vs. Drexel - NCAA First Round - March 22, 2024 - Austin, Texas**

Teams	1/2	3/4	F	FG%	3FG%	FT%	REB	A	TO	BLK	STL
Texas	19/21	34/8	82	43.7	50.0	71.4	51	23	11	8	12
Drexel	12/8	12/10	42	35.3	21.4	50.0	23	11	21	3	3

**Texas vs. Alabama - NCAA Second Round - March 24, 2024 - Austin, Texas**

Teams	1/2	3/4	F	FG%	3FG%	FT%	REB	A	TO	BLK	STL
Texas	17/14	17/17	65	40.0	20.0	76.2	45	8	14	11	9
Alabama	14/10	14/16	54	33.9	27.8	77.8	34	9	15	2	4

**Texas vs. Gonzaga - NCAA Regional Semifinal - March 29, 2024 - Portland, Oregon**

Teams	1/2	3/4	F	FG%	3FG%	FT%	REB	A	TO	BLK	STL
Texas	18/19	17/15	69	50.0	50.0	80.0	39	16	19	4	7
Gonzaga	9/9	17/12	47	26.5	18.2	85.0	26	9	16	2	11

**Texas vs. NC State - NCAA Second Round - March 31, 2024 - Austin, Texas**

Teams	1/2	3/4	F	FG%	3FG%	FT%	REB	A	TO	BLK	STL
Texas	14/17	17/18	66	39.7	16.7	63.6	44	14	14	3	3
NC State	19/24	14/19	76	45.3	50.0	76.0	31	16	11	7	6

**2025****Texas vs. William & Mary - NCAA First Round - March 22, 2025 - Austin, Texas**

Teams	1/2	3/4	F	FG%	3FG%	FT%	REB	A	TO	BLK	STL
William & Mary	18/15	11/17	61	38.7	43.8	75.0	26	12	18	4	4
Texas	23/27	27/28	105	54.7	33.3	71.4	51	26	10	4	11

**Texas vs. Illinois - NCAA Second Round - March 24, 2025 - Austin, Texas**

Teams	1/2	3/4	F	FG%	3FG%	FT%	REB	A	TO	BLK	STL
Illinois	12/6	12/18	48	38.1	33.3	73.3	27	10	20	1	4
Texas	16/18	19/12	65	46.7	0.0	75.0	33	13	10	3	10

**Texas vs. Tennessee - NCAA West Regional Semifinal- March 29, 2025 - Birmingham, Ala.**

Teams	1/2	3/4	F	FG%	3FG%	FT%	REB	A	TO	BLK	STL
Tennessee	13/17	20/9	59	37.9	19.2	40.0	39	10	18	3	6
Texas	21/13	16/17	67	46.6	42.9	83.3	36	13	14	4	8

**Texas vs. TCU- NCAA West Regional Final - March 31, 2025 - Birmingham, Ala.**

Teams	1/2	3/4	F	FG%	3FG%	FT%	REB	A	TO	BLK	STL
TCU	9/12	12/14	47	26.7	20.0	90.5	38	8	5	3	1
Texas	13/10	19/16	58	39.3	66.7	72.7	34	14	8	6	9

**Texas vs. South Carolina - NCAA National Semifinal - April 4, 2025 - Tampa, Fla.**

Teams	1/2	3/4	F	FG%	3FG%	FT%	REB	A	TO	BLK	STL
Texas	19/16	9/13	57	39.3	40.0	75.0	29	10	14	5	6
South Carolina	18/10	20/16	74	50.9	63.6	75.0	36	17	13	5	7



As the final seconds of the 1986 NCAA Championship game ticked away, University of Texas head coach Jody Conradt turned away from the action on the floor for the first time. Not to hide her disappointment -- her team had disappointed none of the Longhorns faithful this day -- but to find All-America guard Kamie Ethridge, the "quarterback" of the finest team in Texas women's basketball history. Ethridge was also one of the six seniors who had been through the adversity, the injured knees, and the heart-breaking defeats of the previous three years. Conradt wanted to share this moment with her "extension" on the floor, with the player who so expertly understood and executed her coaching philosophy. They embraced as time ran out, and television captured the picture for the nation. The video expertly framed the moment, but it could not quite convey the range of emotions at that instant felt by the championship team -- relief, exhilaration, vindication, even disbelief that it had actually happened after all.

They had won the championship like no other women's team in NCAA history, having survived an entire season without a loss. This team was perfect -- 34-0.

"The first thought was perfection. Immediately after the USC game, it just hit me that we had accomplished something no other team had," Conradt said after the championship. "There will be a champion crowned every year, but the undefeated championships will form an elite group."

The Longhorns had been preseason favorites in many of the rankings, the pollsters seeming to disregard what surely was one of the toughest schedules in the country. Or did that small sampling of coaches already know what the rest of the country would soon find out -- top to bottom, Texas possessed the most talent in the country and maybe the single most talented team in the history of major women's college basketball?

Make no mistake; this was a team -- equipped with 13 players, six of the seniors, with a single goal, a single ambition -- to win the national title. It had proved to be an exclusive goal before, like the previous two years when Texas finished the season ranked No. 1 in the nation, but could not advance to the Final Four.

The season opener at Ohio State would prove to be the closest encounter of the season. The tentative Longhorns were out rebounded and eked out a 76-74 victory over the Buckeyes. They looked tense and weren't "having fun out there" as Conradt commented after the game. Conradt found out much sooner than she expected what kind of pressure her troops felt. The rest of the season, Conradt stressed the importance of having fun on the court. When they weren't having fun, when the pressure began to get to them, they struggled.

They struggled in the final game of the Midwest Regional in the Frank Erwin Center against Ole Miss. Perhaps it was the pressure of getting to the Final Four that slowed down the potent Texas offense or perhaps it was the Rebels' Jennifer Gillom roaming the middle and scoring 25 points. They struggled, but didn't collapse. Texas countered with Beverly Williams' career-high 20 points and 12 from Fran Harris and roared the cheers of 10,064 Erwin Center faithful to its first NCAA Final Four berth.



Ole Miss had given Texas a tough time earlier in the year at the Orange Bowl-Burger King Invitational in Coral Gables, Florida. There Texas trailed the rebels 22-10 with two minutes left in the first half. After a time-out, Conradt replaced Annette Smith with Freshman Clarissa Davis, who scored the next seven points, and Texas went on to win 57-46. "What can you do?" asked Rebels coach Van Chancellor. "I hold their All-America center down and the girl who subs for her comes in and scores 17 points."

It was that way all year for the Horns. On the season, Texas' bench was responsible for the 42 of the teams' 83.9 points a game. In the championship game against USC, the bench outscored the first five, 58-39. It was obvious early, that every one this could -- and would -- play. With Andrea Lloyd and Annette Smith -- both starters -- on the bench resting sore knees, Texas defeated Miami in laughter, 112-43. "Near perfect" was the way Miami head coach Lin Dunn described Texas' performance that night.

Tennessee and USC -- the two Final Four teams pitted in the other semifinal -- had both been thwarted earlier by Texas. But before Texas played either Tennessee or USC for the championship, they had to defeat a nemesis from the year before -- Western Kentucky. Conradt discounted revenge as a motivating factor in the semifinals.

"The fact that we have a chance to win a national title should be enough incentive," she said. And it proved to be so. The Longhorns rocked the Hilltoppers with a 90-65 win, and Andrea Lloyd, Cara Priddy, and Smith handled All-America center Lillie Mason and sharp shooting guard Clemette Haskins with ease. Offensively, Davis came off the bench to lead Texas with 32 points and 18 rebounds, while Harris added 20 more points to seal the victory. Davis' ability to explode off the bench was a pattern set early in the year -- but accelerated during the NCAA playoffs. Against Missouri in the tournament opener, she scored 21 points and grabbed 10 rebounds in a 108-67 win, followed by her 18 points and nine rebounds against Midwest Regional opponent Oklahoma. She wasn't alone. Priddy had played solid, if non-descript, reserve role during the regular season, but the senior vowed to go out in style. During the Final Four, she did whatever was asked. Against Western Kentucky, the call came for defense, and she helped frustrate Mason all night, until the Hilltoppers' All-American eventually fouled out. In the championship game, with USC leaving Priddy free in the middle, she roamed for 15 points.

During the hoopla surrounding the Final Four, much was made of the finals being USC's Cheryl Miller's last game. In the Texas locker room, Priddy stressed to her teammates that this was her last game as well. "I'm a senior and want to go out a winner." Five other seniors' voices joined. In a typical display of Texas teamwork, five Longhorns scored in double figures to pace a 97-81 victory. Miller was held to 16 points on two-for-11 shooting from the field before fouling out. It was as awesome a defensive effort as any given by Texas all year. Davis scored 24 points and grabbed 14 boards in the final and earned near-unanimous support for tournament MVP. Harris tallied 14 points against the Women of Troy and joined Davis on the all-tournament team. Ethridge's steady control of the offense and her 20 assists in the Final Four, a tournament record, impressed the CBS announcing crew and earned her Chevrolet Player of the Game honors.

A crowd of 3,300 greeted the Texas team and National Coach of the Year award winner Conradt at the Erwin Center that night after a limo ride from the airport. Former Congresswoman Barbara Jordan gave the welcome home speech.

"You have shown all of America something very special," she said to the champions. "You have shown us what a TEAM is."

The 1985-86 version of the Longhorns was definitely a team -- whether it be a team of destiny or simply a great team with superb talent or both. This team played like a team on a mission -- doing whatever had to be done to get the victory. Like Ethridge coming in against Texas Tech on two sore ankles to provide the spark the Horns needed to come back for the victory. Sometimes they were simply a talented team that blew away the opposition when everything clicked. Like when they defeated highly ranked Northeast Louisiana and its two towering posts Lisa Ingram and Chana Perry twice within a month.

Perhaps they were a team of destiny. Perhaps Fortune decided she had bypassed the Longhorns or inflicted injury on them once too often. Perhaps luck finally smiled on them and carried this talented TEAM to their just deserves. Whatever the circumstances, this version of the Longhorns will be fondly remembered and recalled. For this was the year they were favorites to win it all -- and accomplished that dream.

# 2025-26 TEXAS WOMEN'S BASKETBALL RECORD BOOK | 1986 NCAA CHAMPIONSHIP

NATIONAL SEMIFINAL	1	2	F
Western Kentucky	34	31	65
Texas	39	51	90

March 28, 1986 | Lexington, Ky. | Rupp Arena

### Western Kentucky

#	PLAYER	FG	A	FT	A	OR	DR	TR	PF	TP	A	TO	B	S	M	
20	Jones	f	4	9	0	0	1	4	5	3	8	2	1	0	0	31
32	Mason	f	6	12	3	4	3	8	11	5	15	1	2	5	0	27
31	Carlson	c	1	1	2	0	8	8	1	3	0	3	3	0	28	
21	Haskins	g	8	15	5	6	0	0	3	21	37	7	10	0	0	37
22	Thomas	g	5	13	0	1	1	3	4	4	10	1	3	0	0	37
11	O'Connell	0	0	0	0	0	0	0	0	0	0	0	2	0	0	6
14	Taylor	0	1	0	0	0	0	0	1	0	0	0	0	0	0	1
15	Cunningham	0	0	0	0	0	1	1	2	0	0	1	0	0	0	4
23	Combs	0	0	0	0	0	0	0	0	0	0	0	0	0	0	3
25	Starks	3	5	0	0	1	2	2	6	0	1	0	0	0	0	6
30	Ottens	0	1	2	2	2	0	2	1	2	0	0	0	0	0	6
33	Ogles	0	1	0	0	0	0	0	1	0	1	0	0	0	0	8
44	Patton	0	0	0	0	0	1	1	4	0	0	0	0	0	0	6
	TEAM						3	2	5							
	Totals	27	58	11	15	11	29	40	27	65	12	23	8	0	0	200

### Texas

#	PLAYER	FG	A	FT	A	OR	DR	TR	PF	TP	A	TO	B	S	M	
20	Harris	f	9	14	2	3	1	1	2	3	20	2	1	0	2	23
25	Lloyd	f	1	6	3	6	0	5	5	2	5	3	1	0	2	30
15	Smith, Ann.	c	3	8	3	5	3	2	5	2	9	0	0	0	2	25
10	Williams	g	6	10	0	0	0	0	0	3	12	4	2	0	0	23
33	Ethridge	g	3	7	2	5	0	1	1	2	8	10	1	0	2	40
11	Smith, Aud.	0	2	0	0	0	0	0	0	0	0	0	0	0	0	2
21	Moegle	0	0	0	0	0	0	0	0	0	0	0	0	0	0	1
22	Hemphill	2	3	0	2	0	2	2	0	4	1	0	0	0	1	8
24	Davis	12	20	8	9	10	8	18	3	32	2	2	4	4	27	
32	Jones	0	1	0	0	0	0	0	0	0	0	0	0	0	0	1
34	Wimbish	0	1	0	0	1	0	1	0	0	0	0	0	0	0	9
44	Priddy	0	1	0	0	2	0	2	1	0	1	1	0	0	0	11
	TEAM						1	2	3							
	Totals	36	73	18	30	18	21	39	16	90	23	8	4	13	200	

Officials: June Courteau, Bob Olson  
 Technical fouls: Western Kentucky-Bench. Texas-None.  
 Attendance: 8,000

NATIONAL CHAMPIONSHIP	1	2	F
Southern California	35	46	81
Texas	45	52	97

March 30, 1986 | Lexington, Ky. | Rupp Arena

### Southern California

#	PLAYER	FG	A	FT	A	OR	DR	TR	PF	TP	A	TO	B	S	M	
23	Ford	f	4	7	1	2	3	2	5	3	9	3	1	0	0	33
31	Miller	f	2	11	12	13	1	5	6	5	16	4	1	0	3	28
32	Nelson	g	5	11	3	4	2	4	6	4	13	0	3	0	0	31
21	Windham	g	5	9	2	3	1	1	2	0	12	3	3	0	0	37
44	Cooper	g	11	22	5	6	1	3	4	5	27	5	3	0	3	36
10	Howell	1	3	0	1	0	3	3	2	2	0	1	0	0	0	20
12	Wright	1	1	0	0	0	1	1	0	2	0	1	0	0	0	2
13	Pyers	0	1	0	0	0	1	1	0	0	0	0	0	0	0	4
22	Ward	0	0	0	0	0	0	0	0	0	0	0	0	0	0	1
25	Bond	0	0	0	0	0	1	1	2	0	0	0	0	0	0	8
	TEAM						2	1	3							
	Totals	29	65	23	29	10	22	32	21	81	15	13	0	6	200	

### Texas

#	PLAYER	FG	A	FT	A	OR	DR	TR	PF	TP	A	TO	B	S	M	
20	Harris	f	7	13	0	0	0	4	4	4	14	2	0	0	0	27
25	Lloyd	f	2	6	1	1	0	4	4	3	5	1	1	0	0	15
15	Smith	c	2	4	0	0	1	3	4	4	4	1	0	0	0	16
10	Williams	g	6	7	1	2	0	1	1	5	13	7	3	0	0	31
33	Ethridge	g	1	5	1	2	2	5	7	2	3	10	2	0	3	40
11	Smith, Aud.	0	3	0	0	0	0	0	0	0	0	0	0	0	0	2
22	Hemphill	3	4	2	2	0	2	2	4	8	0	1	0	0	0	9
24	Davis	9	14	6	8	7	7	14	2	24	1	3	0	0	0	24
32	Jones	0	0	1	2	0	0	0	0	1	0	0	0	0	0	1
34	Wimbish	4	4	2	3	1	0	1	1	10	0	1	0	0	3	17
44	Priddy	6	8	3	4	1	4	5	2	15	0	1	0	0	2	18
	TEAM															
	Totals	40	68	17	24	12	30	42	27	97	22	13	0	8	200	

Officials: June Courteau, Bob Olson  
 Technical fouls: USC-None. Texas-Conrad.  
 Attendance: 5,662

## 1985-86 SCHEDULE

11-29-85	at No. 10 Ohio State	W, 78-76
12-01-85	at No. 9 Tennessee	W, 74-52
12-06-85	Western Michigan	W, 92-65
12-07-85	No. 3 Louisiana-Monroe	W, 68-54
12-10-85	No. 4 USC	W, 94-78
12-29-85	vs. No. 19 Rutgers	W, 81-63
12-30-85	vs. No. 8 Ole Miss	W, 57-46
12-31-85	vs. No. 7 Louisiana-Monroe	W, 70-65
01-02-86	at No. 20 Houston *	W, 92-66
01-04-86	at Rice *	W, 70-38
01-07-86	Arkansas *	W, 75-44
01-11-86	Baylor *	W, 93-40
01-14-86	at Texas A&M *	W, 73-59
01-18-86	at SMU	W, 96-58
01-20-86	Old Dominion	W, 93-62
01-22-86	TCU *	W, 95-42
01-24-86	at BYU	W, 111-78
01-28-86	at Texas Tech	W, 64-57
02-01-86	Houston *	W, 87-60
02-05-86	Rice *	W, 78-46
02-08-86	at Arkansas *	W, 75-57
02-12-86	at Baylor *	W, 77-45
02-15-86	Texas A&M *	W, 77-64
02-17-86	Miami	W, 112-43
02-19-86	SMU *	W, 105-48
02-22-86	at TCU *	W, 105-44
03-02-86	Texas Tech *	W, 55-43
03-06-86	vs. Houston [SWC Tourn.]	W, 81-64
03-08-86	vs. Texas Tech [SWC Tourn.]	W, 77-53
03-14-86	Missouri [NCAA]	W, 108-67
03-20-86	No. 19 Oklahoma [NCAA]	W, 85-59
03-22-86	No. 11 Ole Miss [NCAA]	W, 66-63
03-28-86	vs. No. 5 WKU [NCAA]	W, 90-65
03-30-86	vs. No. 3 USC [NCAA]	W, 97-81

## 1985-86 ROSTER

#	NAME	POS.	HT.	CLASS	HOMETOWN	HIGH SCHOOL/PREVIOUS SCHOOL
10	Beverly Williams	G	5-8	So.	Austin, Texas	Del Valle
11	Audrey Smith	G	5-7	Sr.	Bay City, Texas	Bay City
15	Annette Smith	C	5-11	Sr.	Bay City, Texas	Bay City
20	Fran Harris	F	6-0	Sr.	Dallas, Texas	South Oak Cliff
21	Paulette Moegle	G	5-10	So.	San Marcos, Texas	San Marcos
22	Gay Hemphill	F/C	5-11	Sr.	Plainview, Texas	Plainview
24	Clarissa Davis	F/C	6-1	Fr.	San Antonio, Texas	John Jay
25	Andrea Lloyd	F	6-2	Jr.	Moscow, Idaho	Moscow
32	C.J. Jones	F	6-1	So.	Las Vegas, Nev.	Rancho
33	Kamie Ethridge	G	5-5	Sr.	Lubbock, Texas	Monterey
34	Yulonda Wimbish	G/F	5-9	So.	Victoria, Texas	Victoria
44	Cara Priddy	C	6-2	Sr.	Kirtland, N.M.	Central
45	Michele Eglinger	C	6-4	So.	Houston, Texas	Scarborough
50	Wanda Gardner	F	5-10	Fr.	DeSoto, Texas	DeSoto

### COACHING STAFF

Head Coach: Jody Conradt  
 Assistant Coach: Lynn Pool  
 Assistant Coach: Jill Rankin  
 Assistant Coach: Colleen Matsuhara

## 2025-26 TEXAS WOMEN'S BASKETBALL RECORD BOOK | TEXAS NCAA TOURNAMENT RECORDS

	By Texas Team in an NCAA Tournament Game	By Opposing Team in an NCAA Tournament Game
<b>Most Points</b>	108 vs. Missouri [03-14-86]	105 by UConn [03-28-15]
<b>Most Rebounds</b>	60 vs. Western Michigan [03-14-85]	56 by Louisiana Tech [03-24-85]
<b>Most Assists</b>	29 vs. Hampton [03-23-03]	26 by Northeast Louisiana [03-23-84]
<b>Most Steals</b>	23 vs. Kansas State [03-25-83]	17 by Duke [03-23-02]
<b>Most Blocks</b>	11 vs. Central Arkansas [03-17-17]/vs. Alabama 3/24/24	14 by South Carolina [03-30-21]
<b>Most FG Made</b>	42 [42-of-56] vs. Missouri [03-14-86] 42 [42-of-61] vs. Drake [03-15-84]	40 [40-of-74] by Northeast Louisiana [03-23-84]
<b>Best FG Percentage</b>	75.0 [42-of-56] vs. Missouri [03-14-86]	60.0 [39-of-65] by UConn [03-25-08]
<b>Most 3PT Made</b>	9 [9-of-15] vs. Michigan State [03-24-04] 9 [9-of-15] vs. Southwest Missouri State [03-16-04]	13 [13-of-31] by UConn [03-28-15]
<b>Best 3PT Percentage</b>	85.7 [6-of-7] vs. UNLV [03-23-89]	100.0 [1-of-1] by Louisiana Tech [03-26-88] 75.0 [3-of-4] by Seton Hall [03-19-94]
<b>Most FT Made</b>	26 [26-of-38] vs. Ohio State [03-18-90]	28 [28-of-36] by St. Mary's [Calif.] [03-16-01]
<b>Best FT Percentage</b>	100.0 [18-of-18] vs. Penn [03-23-14] 100.0 [2-of-2] vs. Louisiana Tech [03-27-83]	100.0 [6-of-6] by Indiana [03-22-19] 95.5 [21-of-22] by Mississippi State [03-21-09]

### BY TEXAS

#### POINTS

32 \_\_\_\_\_ Heather Schreiber vs. LSU [04-01-03]  
32 \_\_\_\_\_ Clarissa Davis vs. Western Kentucky [03-28-86]

#### FIELD GOALS MADE

13 \_\_\_\_\_ Heather Schreiber vs. LSU [04-01-03]

#### FIELD GOALS ATTEMPTED

25 \_\_\_\_\_ Fran Harris vs. Northeast Louisiana [02-23-84]

#### 3-POINT FIELD GOALS MADE

7 \_\_\_\_\_ Danielle Viglione vs. Southwest Missouri State [03-16-96]  
5 \_\_\_\_\_ Jamie Carey vs. LSU [03-27-04]  
5 \_\_\_\_\_ Jamie Carey vs. Michigan State [03-23-04]

#### 3-POINT FIELD GOALS ATTEMPTED

14 \_\_\_\_\_ Danielle Viglione vs. Oklahoma State [03-16-94]

#### FREE THROWS MADE

12 \_\_\_\_\_ Cinietra Henderson vs. Ohio State [03-18-90]

#### FREE THROWS ATTEMPTED

14 \_\_\_\_\_ Tiffany Jackson vs. Georgia [03-21-05]  
14 \_\_\_\_\_ Cinietra Henderson vs. Ohio State [03-18-90]  
14 \_\_\_\_\_ Andrea Lloyd vs. Western Kentucky [03-22-85]

#### REBOUNDS

18 \_\_\_\_\_ Clarissa Davis vs. Western Kentucky [03-22-86]  
18 \_\_\_\_\_ Andrea Lloyd vs. Western Kentucky [03-22-85]  
17 \_\_\_\_\_ Stacy Stephens vs. St. Mary's [Calif.] [03-16-01]

#### ASSISTS

14 \_\_\_\_\_ Madison Booker vs. Drexel [03-22-24]

#### STEALS

7 \_\_\_\_\_ Beverly Williams vs. Rutgers [03-21-87]  
7 \_\_\_\_\_ Andrea Lloyd vs. St. Joseph's [Pa.] [03-15-87]

#### BLOCKS

6 \_\_\_\_\_ Kelsey Lang vs. NC State [03-19-17]

### BY OPPOSING TEAM

#### POINTS

36 \_\_\_\_\_ Lisa Ingram, Northeast Louisiana [03-23-84]

#### FIELD GOALS MADE

17 \_\_\_\_\_ Lisa Ingram, Northeast Louisiana [03-23-84]

#### FIELD GOALS ATTEMPTED

27 \_\_\_\_\_ Andrea Stinson, N.C. State [03-22-90]

#### 3-POINT FIELD GOALS MADE

6 \_\_\_\_\_ Mercedes Jefflo, California [03-22-15]

#### 3-POINT FIELD GOALS ATTEMPTED

12 \_\_\_\_\_ Mercedes Jefflo, California [03-22-15]

#### FREE THROWS MADE

14 \_\_\_\_\_ Beth Morgan, Notre Dame [03-17-97]

#### FREE THROWS ATTEMPTED

18 \_\_\_\_\_ Beth Morgan, Notre Dame [03-17-97]

#### REBOUNDS

15 \_\_\_\_\_ Sue Wicks, Rutgers [03-21-86]  
15 \_\_\_\_\_ Regina Howard, Rutgers [03-21-86]

#### ASSISTS

15 \_\_\_\_\_ Eun Jung Lee, Northeast Louisiana [03-23-84]  
15 \_\_\_\_\_ Regina Howard-Rutgers [03-21-87]  
15 \_\_\_\_\_ Eun Jung Lee [03-23-84]

#### STEALS

7 \_\_\_\_\_ Teresa Weatherspoon, Louisiana Tech [03-27-87]

#### BLOCKS

9 \_\_\_\_\_ Laeticia Amihere, South Carolina [03-30-21]

## 2025-26 TEXAS WOMEN'S BASKETBALL RECORD BOOK | NATIONAL AWARDS

### HALL OF FAMERS

#### NAISMITH MEMORIAL BASKETBALL HALL OF FAME

Jody Conradt 1998

#### NATIONAL WOMEN'S BASKETBALL HALL OF FAME

Jody Conradt 1999  
 Clarissa Davis 2006  
 Kamie Ethridge 2002  
 Andrea Lloyd 2007  
 Annette Smith 2013

#### TEXAS SPORTS HALL OF FAME

Jody Conradt 1997  
 Nell Fortner 2018

#### UT ATHLETICS WOMEN'S HALL OF HONOR

Linda Andrews Waggoner 2003  
 Kim Basinger 2011  
 Edwina Brown 2009  
 Hattie Browning 2008  
 Edna Campbell 2016  
 Jody Conradt 2000  
 Clarissa Davis 2000  
 Kamie Ethridge 2000  
 Nell Fortner 2001  
 Vicki Hall 2018  
 Fran Harris 2007  
 Andrea Lloyd 2002  
 Heather Schreiber 2020  
 Cathy Self 2004  
 Annette Smith 2002  
 Stacy Stephens 2017  
 Jackie Swaim 2005  
 Retha Swindell 2001  
 Danielle Viglione 2019  
 Beverly Williams 2004  
 Tiffany Jackson 2025

#### INTERNATIONAL WOMEN'S SPORTS HALL OF FAME

Jody Conradt 1995

#### TEXAS WOMEN'S HALL OF FAME

Jody Conradt 1986

#### INTERNATIONAL SCHOLAR-ATHLETE HALL OF FAME

Jody Conradt 2003

#### FIBA HALL OF FAME

Catarina Pollini 2022

### NATIONAL PLAYERS OF THE YEAR

#### KAMIE ETHRIDGE

1986 - Honda-Broderick Cup, Honda Sports Award, WBCA Wade Trophy, WBCA Frances Pomeroy Naismith Award

#### CLARISSA DAVIS

1987 - Naismith Trophy  
 1989 - Naismith Trophy, WBCA Wade Trophy, USBWA, Champion Products Award

#### EDWINA BROWN

2000 - WBCA Wade Trophy, ESPN.com Player of the Year

### NATIONAL FRESHMAN OF THE YEAR

**Tiffany Jackson**

2004 USBWA, ESPN.com

### ALL-AMERICANS

#### RETHA SWINDELL

1978 NWIT

#### LINDA ANDREWS WAGGONER

1978 NWIT  
 1979 NSS; Hanes  
 1980 NSS

#### ANNETTE SMITH

1984 WBCA; USBWA

#### ANDREA LLOYD

1985 Naismith  
 1986 Naismith  
 1987 Naismith; WBCA; USBWA

#### KAMIE ETHRIDGE

1985 WBCA; USBWA  
 1986 WBCA; USBWA; Naismith

#### CLARISSA DAVIS

1987 WBCA; Naismith; USBWA  
 1989 WBCA; Naismith; USBWA

#### BEVERLY WILLIAMS

1988 WBCA

#### EDWINA BROWN

1999 AP  
 2000 WBCA; Naismith; AP; USBWA; Sports Illustrated

#### STACY STEPHENS

2003 AP  
 2004 AP

#### HEATHER SCHREIBER

2004 AP

#### TIFFANY JACKSON

2005 AP; USBWA  
 2006 AP  
 2007 AP

#### BROOKE MCCARTY

2018 USA Today

#### CHARLI COLLIER

2021 AP, WBCA, USBWA

#### RORI HARMON

2022 AP, WBCA  
 2023 AP, WBCA  
 2025 AP

#### MADISON BOOKER

2022 AP, USBWA  
 2025 AP, Sporting News, USBWA, WBCA

#### TAYLOR JONES

2025 AP

### MISCELLANEOUS

NCAA POST-GRADUATE SCHOLARSHIP

Danielle Viglione 1996-97

#### NCAA WOMAN OF THE YEAR - STATE OF TEXAS

Jamie Carey 2004-05

#### NCAA TEAM OF THE DECADE - 1980s

Clarissa Davis

#### NAISMITH AWARD FINALISTS

Kamie Ethridge 1986  
 Andrea Lloyd 1985, 1986, 1987  
 Clarissa Davis 1987, 1989  
 Edwina Brown 2000  
 Stacy Stephens 2003, 2004  
 Heather Schreiber 2004  
 Jamie Carey 2004

#### WADE TROPHY FINALISTS

Kim Basinger 1978  
 Linda Andrews Waggoner 1979, 1980  
 Terri Mackey 1983  
 Annette Smith 1984  
 Kamie Ethridge 1985  
 Stacy Stephens 2003, 2004  
 Heather Schreiber 2004  
 Jamie Carey 2004  
 Tiffany Jackson 2005  
**Madison Booker 2025**

#### WOODEN AWARD FINALISTS

Heather Schreiber 2004  
 Stacy Stephens 2004  
 Tiffany Jackson 2005  
**Madison Booker 2025**

#### LISA LESLIE AWARD FINALISTS (TOP CENTER)

Charli Collier 2021  
 Taylor Jones 2025

#### NANCY LIEBERMAN AWARD FINALISTS (TOP POINT GUARD)

**Rori Harmon 2025**

#### CHERYL MILLER AWARD (SMALL FORWARD)

**Madison Booker 2024**  
**Madison Booker 2025**

**McDONALD'S HIGH SCHOOL ALL-AMERICANS**

Nina Norman	2002
Tiffany Jackson	2003
Erika Arriaran	2005
Eamesia Williams	2005
Brittainey Raven	2006
Ashley Gayle	2008
Cokie Reed	2009
Tiffany Moore	2010
Cassie Peoples	2011
Imani McGee-Stafford	2012
Ariel Atkins	2014
Brooke McCarty	2014
Jatarie White	2014
Lashann Higgs	2015
Jordan Hosey	2015
Kyra Lambert	2015
Joyner Holmes	2016
Sug Sutton	2016
Rellah Boothe	2017
Destiny Littleton	2017
Chasity Patterson	2017
Charli Collier	2018
Celeste Taylor	2019
Rori Harmon	2021
Kyndall Hunter	2021
Aaliyah Moore	2021
Kyla Oldacre	2022
Madison Booker	2023
Justice Carlton	2024
Jordan Lee	2024
Aaliyah Crump	2025

**JORDAN BRAND CLASSIC PARTICIPANTS**

Lashann Higgs	2015
Jordan Hosey	2015
Kyra Lambert	2015
Joyner Holmes	2016
Rellah Boothe	2017
Destiny Littleton	2017
Chasity Patterson	2017
Charli Collier	2018
Sedona Prince	2018
Celeste Taylor	2019
Rori Harmon	2021
Kyndall Hunter	2021
Aaliyah Moore	2021
Ndjakalenga Mwentanda	2022
Justice Carlton	2024

**GATORADE NATIONAL PLAYERS OF THE YEAR**

**SHAYLEE GONZALES**  
2017 - Arizona

**RORI HARMON**  
2021 - Texas

**AALIYAH MOORE**  
2021, 2020 - Oklahoma

**NDJAKALENGA MWENTANDA**  
2022 - South Dakota

**MADISON BOOKER**  
2023 - Mississippi

## 2025-26 TEXAS WOMEN'S BASKETBALL RECORD BOOK | CONFERENCE AWARDS



SOUTHWEST CONFERENCE 1982-83 -- 1995-96  
 BIG 12 CONFERENCE 1996-97 -- 2023-24  
 SOUTHEASTERN CONFERENCE 2023-24 -- present

### COACH OF THE YEAR [SEC / BIG 12 / SWC]

Jody Conradt	1984, 1985, 1987, 1988, 1996, 2003, 2004
Karen Aston	2017
Vic Schaefer	2023, 2025

### PLAYERS OF THE YEAR [SEC / BIG 12 / SWC]

Annette Smith	1983, 1984
Fran Harris	1985
Andrea Lloyd	1987
Yulonda Wimbish	1988
Clarissa Davis	1989
Brooke McCarty	2017
<b>Madison Booker</b>	<b>2025</b>

### DEFENSIVE PLAYERS OF THE YEAR [SEC / BIG 12]

Imani McGee-Stafford	2016
Brianna Taylor	2017
Rori Harmon	2023

### TOURNAMENT MVP / MOP [SEC / BIG 12 / SWC]

Annette Smith	1983
Fran Harris	1985
Beverly Williams	1986, 1987
Doreatha Conwell	1988
Clarissa Davis	1989
Edna Campbell	1990
Edwina Brown	2000
Stacy Stephens	2003
Rori Harmon	2022

### FRESHMEN OF THE YEAR [SEC / BIG 12 / SWC]

Andrea Lloyd	1984
Clarissa Davis	1986
Vicki Hall	1989
Nekeshia Henderson	1992
Danielle Viglione	1994
Angela Jackson	1995
Heather Schreiber	2002
Tiffany Jackson	2004
Imani McGee-Stafford	2013
Joyner Holmes	2017
Rori Harmon	2022

### NEWCOMERS OF THE YEAR [SEC / BIG 12 / SWC]

Edna Campbell	1990
Vanessa Wallace	1996
Jamie Carey	2003
Shaylee Gonzales	2023

### ALL-CONFERENCE [SEC / BIG 12 / SWC]

- Joanne Allen-Taylor [2021 Honorable Mention, 2022 Second Team]
- Yvonne Anderson [2012 Honorable Mention]
- Ariel Atkins [2016 Second Team, 2017 First Team, 2018 First Team]
- Edwina Brown [1998 Honorable Mention, 1999 First Team, 2000 First Team]
- **Madison Booker [2024 First Team, 2025 First Team]**
- Edna Campbell [1990 First Team, 1991 First Team]
- Jamie Carey [2004 First Team, 2005 First Team]
- Charli Collier [2020 First Team, 2021 First Team]
- Carla Cortijo [2008 Honorable Mention, 2009 Honorable Mention]

- Empress Davenport [2016 Honorable Mention]
- Clarissa Davis [1986 First Team, 1987 Second Team, 1989 First Team]
- Lauren Ebo [2022 Honorable Mention]
- Nneka Enemkpa [2013 Honorable Mention, 2014 First Team, 2015 Honorable Mention]
- Kamie Ethridge [1984 First Team, 1985 First Team, 1986 First Team]
- Ashleigh Fontenette [2010 Honorable Mention, 2011 Honorable Mention, 2012 Honorable Mention]
- Chassidy Fussell [2011 Second Team, 2012 First Team, 2013 Honorable Mention, 2014 Honorable Mention]
- DeYona Gaston [2023 First Team]
- Shaylee Gonzales [2023 First Team, 2024 Honorable Mention]
- Vicki Hall [1990 First Team, 1991 First Team, 1993 First Team]
- Rori Harmon [2022 Second Team, 2023 First Team]
- Fran Harris [1984 First Team, 1985 First Team, 1986 First Team]
- Cinietra Henderson [1991 Second Team, 1992 First Team, 1993 First Team]
- Nekeshia Henderson [1992 First Team, 1995 Second Team]
- Lashann Higgs [2018 Second Team]
- Shay Holle [2024 Honorable Mention]
- Joyner Holmes [2017 First Team, 2019 Honorable Mention, 2020 Honorable Mention]
- Angela Jackson [1997 Second Team, 1998 Second Team]
- Tiffany Jackson [2004 Second Team, 2005 First Team, 2006 First Team, 2007 First Team]
- Taylor Jones [2024 Honorable Mention]
- Kyra Lambert [2021 Honorable Mention]
- Kelsey Lang [2015 Second Team, 2017 Honorable Mention]
- Ashley Lindsey [2008 Honorable Mention]
- Andrea Lloyd [1984 First Team, 1985 First Team, 1986 First Team, 1987 First Team]
- Kim Lummus [1999 Honorable Mention]
- Terri Mackey [1983 First Team]
- Aliyah Matharu [2022 Honorable Mention]
- Fey Meeks [1992 Second Team]
- Brooke McCarty [2016 First Team, 2017 First Team, 2018 First Team]
- Imani McGee-Stafford [2013 Honorable Mention, 2014 Second Team, 2015 First Team, 2016 First Team]
- Aaliyah Moore [2024 Second Team]
- Kathleen Nash [2009 Honorable Mention, 2010 Honorable Mention, 2011 Honorable Mention]
- Nina Norman [2006 Second Team]
- Angie Jo Ogletree [1997 Honorable Mention]
- Johanna Pointer [1992 Second Team]
- Brittainy Raven [2008 Second Team, 2009 Second Team, 2010 Second Team]
- Celina Rodrigo [2016 Honorable Mention]
- Erica Roult [1996 First Team]
- Brady Sanders [2015 Honorable Mention]
- Heather Schreiber [2002 Honorable Mention, 2003 First Team, 2004 First Team, 2005 Second Team]
- Amie Smith [1994 Second Team, 1997 Second Team]
- Annette Smith [1983 First Team, 1984 First Team]
- Stacy Stephens [2001 Honorable Mention, 2002 Second Team, 2003 First Team, 2004 First Team]
- Sug Sutton [2019 First Team, 2020 Second Team]
- Celeste Taylor [2021 Honorable Mention]
- Danielle Viglione [1994 First Team, 1996 Second Team, 1997 Third Team]
- Vanessa Wallace [1997 Honorable Mention]
- Esoleta Whaley [1983 Second Team]
- Beverly Williams [1987 First Team, 1988 First Team]
- Danni Williams [2019 Honorable Mention]
- Yulonda Wimbish [1987 Second Team, 1988 First Team]

- JoRuth Woods [2001 Honorable Mention]

### ALL-TOURNAMENT [SEC / BIG 12 / SWC]

Susan Anderson	1989
Ariel Atkins	2018
<b>Madison Booker</b>	<b>2025</b>
Edwina Brown	2000
Edna Campbell	1990
Doreatha Conwell	1988
Clarissa Davis	1986, 1989
Lauren Ebo	2022
Kamie Ethridge	1985
DeYona Gaston	2023
Shaylee Gonzales	2023
Vicki Hall	1990, 1993
Rori Harmon	2022, 23
Fran Harris	1984, 1985, 1986
Cinietra Henderson	1991, 1992, 1993
Nekeshia Henderson	1992, 1995
Tiffany Jackson	2004, 2005
Andrea Lloyd	1985, 1987
Terri Mackey	1983
Brooke McCarty	2016, 2018
Imani McGee-Stafford	2015
Benita Pollard	1994
Celina Rodrigo	2016
Heather Schreiber	2003
Annette Smith	1983
Audrey Smith	1984
Stacy Stephens	2003
Sug Sutton	2019
Danielle Viglione	1994
Beverly Williams	1986, 1987, 1988
Yulonda Wimbish	1988

### ALL-DEFENSIVE [SEC / BIG 12]

Ariel Atkins	2017, 2018
Erneisha Bailey	2007
Ashley Gayle	2012
<b>Rori Harmon</b>	<b>2022, 2023, 2025</b>
Lashann Higgs	2018
Shay Holle	2024
Imani McGee-Stafford	2013, 2016
Brianna Taylor	2017

### ALL-FRESHMAN [SEC / BIG 12]

Erika Ariaran	2006
Madison Booker	2024
Carla Cortijo	2007
Ashleigh Fontenette	2009
Chassidy Fussell	2011
Rori Harmon	2022
Joyner Holmes	2017
<b>Jordan Lee</b>	<b>2025</b>
Cokie Reed	2010
Celeste Taylor	2020
Amina Muhammad	2023

### TEAM OF THE DECADE

#### SOUTHWEST CONFERENCE - 1980s

Clarissa Davis	MVP / First Team
Kamie Ethridge	First Team
Andrea Lloyd	First Team
Beverly Williams	First Team
Fran Harris	Second Team

## 2025-26 TEXAS WOMEN'S BASKETBALL RECORD BOOK | MISCELLANEOUS AWARDS

### TEAM MVPs [Concluded after the 2006-07 season.]

1974-75	Cathy Self
1975-76	Retha Swindell & Cathy Self
1976-77	Kim Basinger
1977-78	Linda Waggoner
1978-79	Retha Swindell
1979-80	Hattie Browning
1980-81	Jackie Swaim
1981-82	Terri Mackey
1982-83	Annette Smith
1983-84	Annette Smith
1984-85	Fran Harris
1985-86	Fran Harris
1986-87	Andrea Lloyd
1987-88	Beverly Williams
1988-89	Clarissa Davis
1989-90	Vicki Hall
1990-91	Amy Claborn
1991-92	Cinietra Henderson
1992-93	Cinietra Henderson
1993-94	Benita Pollard
1994-95	NeKeshia Henderson
1995-96	Erica Routt
1996-97	Angie Jo Ogletree
1997-98	Angela Jackson
1998-99	Edwina Brown
1999-00	Edwina Brown
2000-01	Kenya Larkin
2001-02	Stacy Stephens
2002-03	Heather Schreiber
2003-04	Jamie Carey & Stacy Stephens
2004-05	Jamie Carey
2005-06	Tiffany Jackson
2006-07	Earnesia Williams

### LONGHORN OLYMPIANS

2020 / Tokyo, Japan	Ariel Atkins / USA / Gold
2008 / Beijing, China	Gail Goestenkors (Asst. Coach) / USA / Gold
2000 / Sydney, Australia	Nell Fortner (Head Coach) / USA / Gold
1996 / Atlanta, Georgia	Nell Fortner (Asst. Coach) / USA / Gold Catarina Pollini / Italy
1992 Barcelona, Spain	Clarissa Davis / USA / Bronze Catarina Pollini / Italy
1988 / Seoul, South Korea	Kamie Ethridge / USA / Gold Andrea Lloyd / USA / Gold

### SOUTHWEST CONFERENCE SUMMARY

#### *In the 14-year history of women's basketball in the Southwest Conference, Texas ...*

- won 10 of 14 regular-season titles,
- posted a 214-22 [.907] record against SWC teams,
- compiled a 183-game win streak against schools that spanned 12 years [1978-90],
- produced the winningest coach in SWC men's or women's history in Jody Conradt (214-22 SWC), who also was award SWC Coach of the Year five times [1984, 1985, 1987, 1988, 1996],
- had 26 SWC Player of the Week honorees,
- had 18 players selected to the all-conference team 37 times,
- had seven SWC Tournament MVPs,
- produced 4-of-8 SWC Players of the Decade,
- produced six SWC Players of the Year,
- and produced seven SWC Freshmen/Newcomers of the Year.

## 2025-26 TEXAS WOMEN'S BASKETBALL RECORD BOOK | **ACADEMIC AWARDS**

### NCAA POST-GRADUATE SCHOLARS

Danielle Viglione 1996-97

### BIG 12 POST-GRADUATE SCHOLARS

Jamie Carey 2004-05

Ashleigh Fontenette 2011-12

### ROBIN ROBERTS / WBCA BROADCASTING SCHOLARSHIP AWARD

Kathleen Nash 2010-11

### ACADEMIC ALL-AMERICA

Jamie Carey 2004 Third Team, 2005 Third Team

### ACADEMIC ALL-DISTRICT

Joanne Allen-Taylor 2022 First Team

Yvonne Anderson 2010 Second Team, 2011 First Team

Jamie Carey 2004 First Team, 2005 First Team

Ashleigh Fontenette 2010 First Team, 2011 Second Team

Shay Holle 2025 First Team

Kelsey Lang 2017 First Team

Kathleen Nash 2009 First Team, 2010 First Team, 2011 Second Team

### ACADEMIC ALL-BIG 12 ROOKIE TEAM

Madison Booker 2024

Abbie Boutilier 2024

Ashley Chevalier 2021

Shay Holle 2021

Precious Johnson 2021

Joanne Allen-Taylor 2019

Charli Collier 2019

Destiny Littleton 2018

Olamide Aborowa 2016

Diani Akigbogun 2015

Ariel Atkins 2015

Brooke McCarty 2015

Nekia Jones 2014

Kelsey Lang 2014

Brianna Taylor 2014

Lilley Vander Zee 2014

Imani McGee-Stafford 2013

Celina Rodrigo 2013

### ACADEMIC ALL-BIG 12

- Olamide Aborowa [2018 First Team, 2019 First Team]
- Joanne Allen-Taylor [2020 First Team, 2021 First Team, 2022 First Team]
- Yvonne Anderson [2010 First Team, 2011 First Team, 2012 First Team]
- Ariel Atkins [2016 First Team, 2017 Second Team, 2018 Second Team]
- Chelsea Bass [2012 Second Team]
- Kayla Brewer [2012 Second Team, 2013 Second Team]
- Meg Brown [1998 First Team, 2000 First Team, 2001 Second Team]
- Taryn Brown [1998 Honorable Mention, 1999 First Team]
- Jamie Carey [2004 First Team, 2005 First Team]
- Audrey-Ann Caron-Goudreau [2018 First Team]
- Khaléann Caron-Goudreau [2017 First Team, 2018 First Team]
- Charli Collier [2021 First Team]
- Aubry Cook [2009 Second Team]
- Tracy Cook [2000 Second Team]
- Carla Cortijo [2007 Second Team, 2008 Second Team]
- Empress Davenport [2015 Second Team, 2016 Second Team]
- Tai Dillard [2001 Second Team, 2003 First Team]
- Lauren Ebo [2022 First Team]
- Nneka Enemkpali [2013 Second Team, 2014 Second Team, 2015 Second Team]
- Khadija Faye [2024 Second Team]

- Ashleigh Fontenette [2010 First Team, 2011 First Team, 2012 First Team]
- Chassidy Fussell [2012 Second Team, 2013 Second Team]
- Ashley Gayle [2010 First Team, 2011 First Team, 2012 Second Team]
- Anissa Gutierrez [2023 Second Team]
- Rori Harmon [2023 Second Team, 2024 First Team]
- Taylor Jones [2024 First Team]
- Femme Masudi [2023 Second Team]
- Anne Marie Hartung [2012 Second Team]
- Sara Hattis [2016 First Team]
- Krystle Henderson [2015 First Team]
- Lashann Higgs [2018 Second Team, 2019 First Team, 2020 First Team]
- Asha Hill [2000 First Team]
- Shay Holle [2022 First Team, 2023 First Team, 2024 First Team]
- Sarah Lancaster [2011 First Team]
- Kelsey Lang [2015 First Team, 2016 First Team, 2017 First Team]
- Destiny Littleton [2019 First Team]
- Kim Lummus [1998 First Team, 1999 First Team]
- GiGi Mazionyte [2014 First Team]
- Brooke McCarty [2016 First Team, 2017 First Team, 2018 Second Team]
- Imani McGee-Stafford [2014 First Team, 2015 First Team, 2016 Second Team]
- Ndjakalenga Mwenentanda [2024 First Team]
- Kathleen Nash [2009 First Team, 2010 First Team, 2011 First Team]
- Kristen Nash [2008 First Team, 2009 Second Team, 2010 Second Team]
- Karisma Ortiz [2021 First Team]
- Coco Reed [2005 Second Team, 2006 First Team]
- Ashley Roberts [2014 First Team]
- Celina Rodrigo [2014 First Team, 2015 First Team, 2016 First Team]
- Brady Sanders [2013 First Team, 2014 First Team, 2015 First Team, 2016 First Team]
- Alisha Sare [2002 Second Team, 2003 First Team]
- Heather Schreiber [2004 Second Team]
- Stacy Stephens [2003 Second Team]
- Sug Sutton [2019 Second Team, 2020 First Team]
- Brianna Taylor [2015 First Team, 2016 First Team, 2017 First Team]
- Celeste Taylor [2021 First Team]
- Nadia Taylor [2013 First Team]
- Jada Underwood [2019 Second Team]
- Danielle Viglione [1997 First Team]
- Virginia Viverette [1998 Honorable Mention]
- Audrey Warren [2021 First Team, 2022 First Team]
- Eamesia Williams [2008 Second Team, 2009 Second Team, 2010 Second Team]

### SEC ACADEMIC HONOR ROLL

<b>Madison Booker</b>	<b>2025</b>
Abbie Boutilier	2025
<b>Sarah Graves</b>	<b>2025</b>
Shay Holle	2025
Ndjakalenga Mwenentanda	2025



### LONGHORNS IN THE WNBA DRAFT

All-time Longhorns selected in the WNBA Draft.

YEAR	PLAYER	ROUND [OVERALL PICK]	TEAM
1999	Edna Campbell	1st [10]	Phoenix Mercury
2000	Edwina Brown \$	1st [3]	Detroit Shock
2004	Stacy Stephens #	3rd [37]	Houston Comets
2005	Heather Schreiber	3rd [39]	Los Angeles Sparks
2005	Jamie Carey *	3rd [31]	Phoenix Mercury
2007	Tiffany Jackson	1st [5]	New York Liberty
2010	Brittainey Raven	3rd [33]	Atlanta Dream
2015	Nneka Enemkpali	3rd [26]	Seattle Storm
2016	Imani McGee-Stafford	1st [10]	Chicago Sky
2018	Ariel Atkins	1st [7]	Washington Mystics
2020	Joyner Holmes	2nd [19]	Seattle Storm
2020	Sug Sutton	3rd [36]	Washington Mystics
2021	Charli Collier	1st [1]	Dallas Wings

\$ - 1st collegian taken in 2000 WNBA Draft

# - later traded to Detroit Shock

\* - later signed with Connecticut Sun

### ADMINISTRATORS/COACHES IN THE PROS

Shell (Bollin) Dailey - San Antonio-WNBA [former interim Head Coach]

Nell Fortner - Indiana-WNBA [former Head Coach]

Clarissa Davis-Wrightsil - San Antonio-WNBA [former Chief Operations Officer, 2003-2006]



Ariel Atkins was the seventh overall pick in the 2018 WNBA Draft by the Washington Mystics and led the team to the 2019 WNBA Championship.

### ALL-TIME LONGHORNS IN THE PROS

WNBA 1996-present

21 Longhorns have played in the WNBA.

Yvonne Anderson - Connecticut Sun [2022-24]

Ariel Atkins - Washington Mystics [2018-2024]; Chicago Sky [2025-present]

Edwina Brown - Detroit Shock [2000-02]; Phoenix Mercury [2003]; Houston Comets [2006]

Edna Campbell - Phoenix Mercury [1999]; Seattle Storm [2000]; Sacramento Monarchs [2001-04]; San Antonio Silver Stars [2005]

Jamie Carey - Connecticut Sun [2005-08]

Charli Collier - Dallas Wings [2021-23]

Carla Cortijo - Atlanta Dream [2015-16]

Clarissa Davis - Phoenix Mercury [1999]

Tai Dillard - San Antonio Silver Stars [2003-05]

Vicki Hall - Cleveland Rockers [2000-01]; Indiana Fever [2001]; Los Angeles Sparks [2002]

Fran Harris - Houston Comets [1997]; Utah Starzz [1998]

NeKeshia Henderson - Houston Comets [2001]

Joyner Holmes - New York Liberty [2020-21]; Las Vegas Aces [2021]; Connecticut Sun [2022]; Los Angeles Sparks, Seattle Storm [2023, 2024]

Angela Jackson - Washington Mystics [1998]

Tiffany Jackson - New York Liberty [2007-10]; Tulsa Shock [2010-15]; Los Angeles Sparks [2017-Present]

Andrea Lloyd - Minnesota Lynx [1999-00]

Brooke McCarty - Dallas Wings [2019]

Imani McGee-Stafford - Chicago Sky [2016-17]; Atlanta Dream [2017-19]; Dallas Wings [2019-20]

Catarina Pollini - Houston Comets [1997]

Brittainey Raven - Atlanta Dream [2010]

Stacy Stephens - Detroit Shock [2004]

Sug Sutton - Phoenix Mercury [2023-2024]; Washington Mystics [2024-present]

Danielle Viglione - Sacramento Monarchs [1997]

Beverly Williams - Indiana Fever [2000]

ABL 1996-98

Six Longhorns played in the ABL.

Edna Campbell - Colorado Xplosion [1997-98]

Clarissa Davis - New England Blizzard [1996-97]; Long Beach StingRays [1997-98]; San Jose Lasers [1998]

Vicki Hall - Colorado Xplosion [1997-98]; Nashville Noise [1998]

NeKeshia Henderson - San Jose Lasers [1998]

Andrea Lloyd - Columbus Quest [1996-98]

Beverly Williams - Long Beach StingRays [1997-98]; Columbus Quest [1998]

### LONGHORNS WHO HAVE WON WNBA CHAMPIONSHIPS

Ariel Atkins Washington [2019]

NeKeshia Henderson Houston [1997, 2000]

Fran Harris Houston [1997]

### #33 - KAMIE ETHRIDGE



ETHRIDGE'S CAREER STATISTICS

Year	MIN-AVG	G-GS	FG-FGA	Pct.	FT-FTA	Pct.	Pts/Avg.	Rebs/Avg.	A	Bl	St
1982-83	655-19.8	33-2	47-109	431	33-47	702	127/3.8	72/2.2	95	1	45
1983-84	1144-32.7	35-35	113-235	481	89-136	654	315/9.0	114/3.3	255	1	105
1984-85	955-30.8	31-31	81-171	474	49-68	721	211/6.8	89/2.9	226	4	58
1985-86	965-29.2	33-31	63-125	504	46-70	657	172/5.2	85/2.7	200	5	70
<b>TOTALS</b>	<b>3719-28.2</b>	<b>132-99</b>	<b>304-640</b>	<b>475</b>	<b>217-321</b>	<b>676</b>	<b>825/6.3</b>	<b>360/2.7</b>	<b>776</b>	<b>11</b>	<b>278</b>

**Kamie Ethridge**, the 1986 National Player of the Year, became the first female student-athlete at The University of Texas to have her jersey [No. 33] retired on Sept. 7, 2019 ... A Lubbock, Texas, native, Ethridge starred for the Longhorns from 1982-83 to 1985-86 ... As the team's starting point guard, she led her 1986 Texas team to the NCAA Championship and a 34-0 record, marking the first undefeated season in women's college basketball ... A two-time All-American for Texas, Ethridge was inducted into the Women's Basketball Hall of Fame in 2002 and the inaugural class of the Texas Women's Athletics Hall of Honor in 2000 ... In 1986, Ethridge was the recipient of the Honda Award for basketball and was the overall Honda-Broderick Cup winner across all sports, recognizing her as the nation's top female athlete ... She claimed the 1986 Wade Trophy, awarded to the best women's basketball player in the country, and also garnered the Frances Pomeroy Naismith Award, which recognized the most outstanding NCAA Division I female basketball player under 5-foot-8 ... Ethridge led the Longhorns in assists for three consecutive seasons (1984-86) and in steals for two years (1983-84 and 1985-86). She is the University of Texas' all-time career leader in assists with 776 ... Ethridge won an Olympic gold medal with the United States at the 1988 Seoul Games ... Ethridge earned a bachelor's degree in physical education from UT in 1987, spending her final year on the Forty Acres as a student assistant coach ... That began a 30-plus-year career in coaching, which included 18 seasons as an assistant and associate head coach at Kansas State [1996-2014] during the most successful time in that program's history ... Ethridge was the head coach at the University of Northern Colorado from 2014-18 and is currently the head coach at Washington State University ... She has served USA Basketball as an assistant coach for the United States U18 and U19 national teams.

### #24 - CLARISSA DAVIS



DAVIS' CAREER STATISTICS

Year	MIN-AVG	G-GS	FG-FGA	Pct.	FT-FTA	Pct.	Pts/Avg.	Rebs/Avg.	A	Bl	St
1985-86	710-20.3	34-5	180-309	583	99-150	660	459/13.5	262/7.7	18	23	39
1986-87	697-22.5	26-24	196-340	577	91-146	623	483/18.6	217/8.4	38	3	53
1987-88	263-29.2	9-9	93-145	641	37-50	740	223/24.8	87/9.7	10	5	17
1988-89	988-30.9	32-32	324-585	554	188-262	719	843/26.3	316/9.9	31	12	72
<b>TOTALS</b>	<b>2659-26.3</b>	<b>101-70</b>	<b>793-1379</b>	<b>575</b>	<b>415-608</b>	<b>683</b>	<b>2008/19.9</b>	<b>882/8.7</b>	<b>97</b>	<b>43</b>	<b>181</b>

**Clarissa Davis**, a two-time National Player of the Year, had her No. 24 jersey retired in a pre-game ceremony on March 8, 2000 ... A San Antonio, Texas, native, Davis starred for the Longhorns from 1985-86 to 1988-89 ... During Davis' four years on the Forty Acres, Texas compiled a record of 124-10 [1925], winning the 1986 National Championship, advancing to the 1987 NCAA Final Four and making two additional NCAA Elite Eight appearances ... Davis was the 1986 NCAA Final Four's Most Valuable Player, totaling 56 points and 32 rebounds in the two-game span ... The Longhorns also won the Southwest Conference Championship in each of her four years ... A two-time All-American for Texas, Davis was the recipient of the Naismith Trophy in 1987 and 1989, recognizing her as the National Player of the Year ... In her senior season of 1989, she also claimed the Wade Trophy and the USBWA's National Player of the Year Award ... Davis was inducted into the Women's Basketball Hall of Fame in 2006 and was a member inaugural women's class of the UT Athletics Hall of Honor in 2000 ... Davis is one of only three players in program history to eclipse the 2,000-point plateau and ranks third in program history with 2,008 career points ... Davis, who played in 101 games, is the school's all-time career leader in scoring average at 19.9 points per game for her career ... Her 8.7 rebounds per game rank fourth in school history and her career field-goal percentage of 57.5 is fifth all-time ... Davis boasts three of the top-seven scoring games in program history, including a career-high 45 points at Tennessee on Dec. 9, 1987 and a pair of 38-point scoring efforts. She holds school records with 13 career 30-plus-point games and 25 career 20-plus-point games ... Davis received recognition from the NCAA and Southwest Conference Team of the Decade for the 1980s and was the Most Valuable Player of the SWC team ... Davis helped USA Basketball earn gold medals at the 1986 World Championships and the 1987 Pan American Games ... Following graduation, she starred on the bronze medal-winning 1992 U.S. Olympic team in Barcelona, averaging 13 points per game, while setting the team record for three-point shooting percentage ... In 1994, she was a member of Team USA's gold-medalist Goodwill Games squad and bronze-medalist World Championship team ... Davis played in Europe and Asia from 1989-96 ... In 1996, she played in the American Basketball league before joining the WNBA's Phoenix Mercury in 1999 ... Davis served as the Director of Development for Women's Basketball with the San Antonio Spurs from 2000-02 and was the Chief Operating Officer of the WNBA's San Antonio Silver Stars from 2002-06 ... She was an assistant coach at her alma mater during the 2006-07 season and at Rutgers from 2008-09 ... Davis earned a bachelor's degree in communications from UT in 1989.

**#15 - ANNETTE SMITH-KNIGHT**

**Annette Smith-Knight**, Smith-Knight played at The University of Texas from 1981-84, redshirted in 1984-85 and completed her senior year in 1985-86 as a member of the NCAA's first undefeated women's basketball national championship team (34-0). She is the all-time leading scorer in women's and men's basketball history at UT with 2,523 points, a record that will be difficult to erase. Smith-Knight led Texas to a runner-up AIAW national championship finish in 1981-82 as a high-scoring freshman from Bay City. As a junior in 1983-84, she was a Kodak All-America selection, despite having her spectacular season cut short by a severe knee injury incurred during a late February practice. She also earned USBWA All-American honors and was a Wade Trophy finalist. Smith-Knight had led her squad to a No. 1 ranking that season, and the injury also dashed her hopes to go through U.S. national women's basketball team trials as an Olympic team hopeful for the 1984 Games in Los Angeles. Smith-Knight had been a member of the 1983 gold medalist U.S. national team for the World University Games team in Edmonton, Canada. Smith-Knight missed the entire 1984-85 season while rehabilitating her knee injury. That year, Texas was ranked No. 1 as well and hoped to play in the NCAA Final Four in Austin, but fell in the NCAA Midwest Region semifinal at Western Kentucky. The Longhorns avenged that defeat a year later with Smith-Knight back on the court in the 1986 NCAA semifinal in Rupp Arena in Lexington, Ky. Texas defeated USC in the NCAA championship game. Smith-Knight was billed "the best little center" in the nation during her career. At 5-11, she was a prolific scorer in the post and an end-to-end speedster in the Longhorns' full-court pressing defense and fast-breaking offense. She started in 131 games, and her squads never lost a Southwest Conference regular season or postseason game, winning four SWC regular season and postseason crowns between 1982-83 and 1985-86. SWC competition did not start until 1982-83 for women's basketball. In 1982-83 and 1983-84, Smith-Knight was first-team All-SWC and All-SWC Tournament (Tournament MVP in 1982-83) as well as SWC Player of the Year. She still holds the Texas record for consecutive double-figure scoring games (55). She scored 20 or more points in 64 games. Smith-Knight also still ranks first in field goals made (1,052), is second in career scoring average (19.3) and is seventh in career rebounds (966).

**SMITH-KNIGHT'S CAREER STATISTICS**


Year	G-GS	FG-FGA	Pct.	FT-FTA	Pct.	Pts/Avg.	Rebs/Avg.	A	Bl	St
1981-82	39-39	316-562	.562	121-207	.585	753/19.3	369/9.5	45	19	99
1982-83	33-33	308-561	.549	120-194	.619	736/22.3	253/7.7	54	9	71
1983-84	29-29	298-531	.561	127-186	.683	723/24.9	220/7.6	41	27	86
1985-86	30-30	130-250	.520	51-89	.573	311/10.4	124/4.1	28	8	39
<b>TOTALS</b>	<b>131-131</b>	<b>1052-1904</b>	<b>.553</b>	<b>419-676</b>	<b>.620</b>	<b>2523/19.3</b>	<b>966/7.4</b>	<b>168</b>	<b>63</b>	<b>295</b>

# TEXAS WOMEN'S BASKETBALL

## 2025-26 TV/RADIO LINEUP



**00** **KYLA OLDACRE**  
C 6' 6" SR.  
MASON, OH



**1** **BRYANNA PRESTON**  
G 5' 9" SO.  
JONESBORO, GA



**3** **RORI HARMON**  
G 5' 6" GR.  
HOUSTON, TX



**6** **SARAH GRAVES**  
G 5' 9" SR.  
KELLER, TX



**7** **JORDAN LEE**  
G 6' 0" SO.  
STOCKTON, CA



**8** **GRACE PRENTER**  
G 5' 8" FR.  
DUBLIN, IRELAND



**11** **JUSTICE CARLTON**  
F 6' 1" SO.  
KATY, TX



**16** **LOVISA ASBRINK HOSE**  
C 6' 6" SO.  
STOCKHOLM, SWEDEN



**21** **ASHTON JUDD**  
G 6' 1" SR.  
WEST PLAINS, MO



**23** **AALIYAH CRUMP**  
G 6' 1" FR.  
SHAKOPEE, MN



**25** **BREYA CUNNINGHAM**  
F 6' 4" JR.  
CHULA VISTA, CA



**32** **TEYA SIDBERRY**  
F 6' 1" SR.  
SALT LAKE CITY, UT



**35** **MADISON BOOKER**  
F 6' 1" JR.  
RIDGELAND, MI



 **VIC SCHAEFER**  
HEAD COACH



 **ELENA LOVATO**  
ASSOCIATE HEAD COACH



 **LINDSAY WISDOM-HYLTON**  
ASSISTANT COACH



 **BLAIR SCHAEFER**  
ASSISTANT COACH



 **SYDNEY CARTER**  
ASSISTANT COACH



 **MASON WRIGHT**  
ASSISTANT COACH