



TEXAS BASEBALL GAME NOTES

SIX-TIME NATIONAL CHAMPIONS | 1949 1950 1975 1983 2002 2005

CONTACT: Kevin Rodriguez (krod@utexas.edu | 817-528-7402)

2023 SCHEDULE & RESULTS

FEBRUARY

17 vs. #8 Arkansas^	L, 3-2
18 vs. Missouri^	L, 6-5
19 vs. #10 Vanderbilt^	L, 12-2
21 A&M-CORPUS CHRISTI	W, 12-2
24 INDIANA	W, 4-2
25 INDIANA	W, 5-2
26 INDIANA	L, 4-2
28 #1 LSU	L, 3-0

MARCH

3 at Cal State Fullerton	L, 6-5
4 at Cal State Fullerton	W, 4-2
5 at Cal State Fullerton	L, 5-4 (11)
7 SAM HOUSTON	W, 7-5
8 MERCER	W, 11-3
10 MANHATTAN	W, 8-1
11 MANHATTAN	W, 10-4
12 MANHATTAN	W, 16-6
14 NORTH DAKOTA STATE	W, 7-2
15 NORTH DAKOTA STATE	W, 7-4
17 NEW ORLEANS	W, 3-1
18 NEW ORLEANS	W, 15-1
19 NEW ORLEANS	W, 9-3
21 INCARNATE WORD	W, 17-11
24 #14 TEXAS TECH*	7:00 p.m.
25 #14 TEXAS TECH*	2:30 p.m.
26 #14 TEXAS TECH*	2:30 p.m.
28 at Texas A&M	6:00 p.m.
31 at Oklahoma State*	6:00 p.m.

APRIL

1 at Oklahoma State*	6:00 p.m.
2 at Oklahoma State*	1:00 p.m.
4 AIR FORCE	4:00 p.m.
6 KANSAS STATE*	6:30 p.m.
7 KANSAS STATE*	6:30 p.m.
8 KANSAS STATE*	2:30 p.m.
10 at Texas State	6:00 p.m.
11 TEXAS STATE	6:30 p.m.
14 at Baylor*	6:30 p.m.
15 at Baylor*	2:00 p.m.
16 at Baylor*	1:00 p.m.
19 ABILENE CHRISTIAN	6:30 p.m.
21 OKLAHOMA*	7:00 p.m.
22 OKLAHOMA*	2:30 p.m.
23 OKLAHOMA*	2:30 p.m.
25 TEXAS SOUTHERN	6:30 p.m.
28 at TCU*	6:00 p.m.
29 at TCU*	6:00 p.m.
30 at TCU*	1:00 p.m.

MAY

5 at Kansas*	6:00 p.m.
6 at Kansas*	2:00 p.m.
7 at Kansas*	1:00 p.m.
9 UT ARLINGTON	6:30 p.m.
12 SAN JOSE STATE	6:30 p.m.
13 SAN JOSE STATE	2:30 p.m.
14 SAN JOSE STATE	1:00 p.m.
18 WEST VIRGINIA*	6:30 p.m.
19 WEST VIRGINIA*	6:30 p.m.
20 WEST VIRGINIA*	2:30 p.m.

All times Central | Home games in **BOLD**

*Big 12 Conference Game | ^Globe Life Field

MARCH 24-26 | vs TEXAS TECH | UFCU DISCH-FALK FIELD



TEXAS LONGHORNS

RECORD.....15-7 (0-0 Big 12)
RANKING D1 BASEBALLNR
HEAD COACH.....David Pierce (Houston '88)
CAREER RECORD.....431-232 (12th season)
RECORD @ TEXAS.....234-123 (7th season)

PROBABLE PITCHERS

FRIDAY—Texas LHP Lucas Gordon (2-0, 1.37) vs. Texas Tech RHP Brendan Girton (2-0, 4.50)

SATURDAY—Texas RHP Travis Sthele (2-2, 4.07) vs. Texas Tech LHP Mason Molina (2-1, 2.81)

SUNDAY—Texas TBA vs. Texas Tech TBA



#14 TEXAS TECH RED RAIDERS

RECORD.....18-4 (2-1 Big 12)
RANKING D1 BASEBALL14
HEAD COACH.....Tim Tadlock (Texas Tech '92)
CAREER RECORD.....397-198 (11th season)
RECORD @ TEXAS TECH.....397-198 (11th season)

SERIES BY THE NUMBERS

TEXAS	OFFENSE	TEXAS TECH	TEXAS	PITCHING/DEFENSE	TEXAS TECH
.282	Batting Avg.....	.325	3.18	ERA.....	3.64
.385	On-Base Pct.....	.442	198.0	Innings Pitched.....	203.0
.464	Slugging Pct.....	.554	0	Complete Games.....	0
42	Doubles.....	53	6	Saves.....	3
4	Triples.....	11	2.71	Strikeout/Walk Ratio.....	1.78
28	Home Runs.....	35	.225	Opponent Batting Avg.....	.240
111	Walks.....	151	23	Errors.....	39
24-32	Stolen Bases-Att.....	16-20	16	Double Plays.....	29

ALL-TIME SERIES Texas leads, 118-53 | **LAST MEETING:** Texas lost the series, two games to one, in Lubbock in 2022
IN AUSTIN Texas leads, 60-24 | **IN LUBBOCK** Texas leads, 51-25 | **NEUTRAL SITE** Texas leads, 7-4 | **POSTSEASON** Texas leads, 10-4

LONGHORNS NOTES

THE MATCHUP—The Longhorns conclude their season-long 14-game homestand, welcoming Texas Tech for the first Big 12 series of the season at UFCU Disch-Falk Field. Texas Tech has already begun league play, winning a series against Oklahoma State last weekend in Lubbock. The Longhorns have dropped the last two series to the Red Raiders, last season in Lubbock and in 2021 in Austin. Texas last series win over Texas Tech came in 2019 at UFCU Disch-Falk Field.

A LOOK AT THE LONGHORNS—Texas is riding an 11-game winning streak, outscoring opponents 110-41 during the streak. Over the last 11 games, Texas is hitting .326 as a team with 25 doubles and 18 homers. During the first 11 games of the season, the Longhorns went just 4-7 and batted .235 as a team with only 10 homers. The Texas pitching staff, which has been the team's strength through the first 22 games, has a 3.18 ERA and is holding opposing hitters to a .225 batting average with 222 strikeouts this season.

EK—In five games last week Eric Kennedy batted .550 with five home runs, two doubles, 10 RBI and nine runs scored. He had a pair of two-homer games and hit a grand slam in Saturday's win over New Orleans. Kennedy currently has a six-game hitting streak and multiple-hits in four of his last five games. This season Kennedy leads Texas with nine doubles, seven homers and 21 RBI. In addition to his power display, he also leads the team with five bunt singles this season.

POW!—Peyton Powell has had a great month of March, starting all 14 games and picking up at least one hit in 13-of-14, with multiple hits in nine of them. For the season, Powell leads the Longhorns with a .419 batting average and has six doubles, three homers, 15 RBI and 17 runs scored. His versatility has also been beneficial, as he has played first base, third base and catcher this season.

OWN THE DISCH—A large part of the Longhorns success under head coach David Pierce has come down to dominating at home. Since 2017 Texas has produced a 163-42 (.795) record at UFCU Disch-Falk Field, including a 14-2 mark this season. Since the stadium opened in 1975, Texas has gone 1594-402-3 at home for a .798 winning percentage. The fan base has also done a great job of making the Disch a difficult place to play. With the exception of the 2021 season because of limited capacity due to the COVID-19 pandemic, Texas has led the Big 12 in attendance for 15-consecutive seasons.

HOME SWEET HOME—Texas holds a 14-2 record this season at the friendly confines of UFCU Disch-Falk Field. In the 16 home games, the Longhorns are hitting .307 and fielding .977, while the pitching staff has a 2.88 ERA. Texas hitters have also walked more times than they have struck out in home games, with 86 walks to 82 strikeouts. In the six games played away from UFCU Disch-Falk Field, Texas holds a 1-5 record and is batting .218 with a .959 fielding percentage. The Longhorns are also averaging 6,578 fans per game, the fifth-highest average attendance in the country.

THE HOMESTAND—Texas has taken full advantage of its longest homestand in more than 20 years, starting 11-0 heading with three games remaining. During the homestand, the Longhorns have outscored their opponents 110-41. The full homestand spans a three-week stretch from March 7 and concludes with the opening Big 12 series against Texas Tech this weekend. This is the longest Texas homestand in more than 20 years and the longest since the Longhorns hosted 13-straight games at UFCU Disch-Falk Field in 2011. The last time Texas had a longer homestand was in 2001, when Texas played 21-straight home games from February 6 to March 13. This is the program's eighth homestand of at least 10 games since 2001.

ON AIR

TV Longhorn Network

Keith Moreland
Greg Swindell



LIVESTREAM WatchESPN

RADIO Longhorn IMG Radio | 104.9 FM/1260 AM

Roger Wallace/Craig Way/Tom Barfield
Ty Harrington

LIVESTATS sidearmstats.com/texas/baseball

BIG 12 CONFERENCE STANDINGS

	BIG 12	PCT.	OVERALL	PCT.
Texas Tech	2-1	.667	18-4	.818
Oklahoma	2-1	.667	13-8	.619
Baylor	2-1	.667	9-12	.429
Oklahoma State	1-2	.333	17-5	.773
Kansas State	1-2	.333	14-8	.636
TCU	1-2	.333	12-9	.571
West Virginia	0-0	.000	16-5	.762
TEXAS	0-0	.000	15-7	.682
Kansas	0-0	.000	8-11	.421

QUICK FACTS

UNIVERSITY & ATHLETICS

SCHOOL.....	The University of Texas
CITY, STATE.....	Austin, TX
FOUNDED.....	1883
ENROLLMENT.....	52,384 (41,309 undergraduate)
NICKNAME.....	Longhorns
SCHOOL COLORS... Burnt Orange(Pantone 159) & White	
HOME FIELD (CAPACITY) ... UFCU Disch-Falk Field (7,373)	
SURFACE.....	FieldTurf
DIMENSIONS ... LF-340', CF-400', RF-325', LCF-370', RCF-365'	
AFFILIATION.....	NCAA Division I
CONFERENCE.....	Big 12 Conference
PRESIDENT.....	Jay Hartzell
VICE PRESIDENT & ATHLETICS DIRECTOR....	Chris Del Conte
ATHLETIC DEPT. PHONE.....	(512) 471-6036
TICKET OFFICE PHONE.....	(512) 471-3333

BASEBALL HISTORY

FIRST YEAR OF BASEBALL.....	1895
All-Time Collegiate Record	3,541-1,125-28 (.737)
All-Time Overall Record.....	3,711-1,403-32 (.724)
All-Time Conference Record	1,441-571-13 (.715)
NATIONAL CHAMPIONSHIPS.....	6
COLLEGE WORLD SERIES APPEARANCES/LAST ...	38/2022
SUPER REGIONAL APPEARANCES/LAST	12/2022
NCAA REGIONAL APPEARANCES/LAST	59/2022
TOTAL NCAA TOURNAMENT APPEARANCES	61

COACHES & SUPPORT STAFF

HEAD COACH.....	David Pierce
ALMA MATER, YEAR.....	Houston '88
RECORD AT TEXAS/YEARS.....	234-123 (.655)/7
CAREER RECORD/YEARS.....	431-232 (.650)/12
BASEBALL OFFICE PHONE.....	(512) 471-5732
BASEBALL OFFICE FAX.....	(512) 471-5516
ASSISTANT COACH.....	Steve Rodriguez
ALMA MATER, YEAR.....	Pepperdine '01
ASSISTANT COACH.....	Woody Williams
ALMA MATER, YEAR.....	University of Phoenix '20
ASSISTANT COACH.....	Caleb Longley
ALMA MATER, YEAR.....	East Tennessee State '18
STUDENT ASSISTANT.....	Cameron Rupp
SPECIAL ASSISTANT TO THE HEAD COACH....	Philip Miller
COORDINATOR, PITCHING/HITTING DEV.....	Chris Gordon
DIRECTOR OF PLAYER DEVELOPMENT	Carli Todd
BASEBALL ATHLETIC TRAINER.....	Tom Mendez
BASEBALL STRENGTH COACH.....	Matt Couch
BASEBALL EQUIPMENT MANAGER	Chris Quinn

2023 PREVIEW

2022 RECORD.....	47-22
2020 BIG 12 RECORD.....	14-10
POSITION STARTERS RETURNING/LOST.....	3/7
PITCHERS RETURNING/LOST	8/9
LETTERMEN RETURNING/LOST	14/17
NEWCOMERS	20

OTHER MEDIA INFORMATION

WEBSITE.....	TEXASSPORTS.COM
BASEBALL TWITTER.....	@TEXASBASEBALL
BASEBALL INSTAGRAM	@TEXASBASEBALL
RADIO STATION.....	104.9 THE HORN/AM 1260
CONTACT/PLAY-BY-PLAY.....	Craig Way
ADDRESS.....	705 North Lamar, Austin, TX 78703
PHONE/FAX.....	(512) 684-7434 / (512) 473-2233

LONGHORNS NOTES

INFIELD HIT MACHINE—Throughout his career on the Forty Acres, Eric Kennedy has used his speed as a means to get on base. With six infield singles (five bunt) this season, Kennedy now has 64 career infield singles (36 bunts). In 2021, Kennedy had a career-best 27 infield singles (16 bunts).

DOWNTOWN PORTER BROWN—Porter Brown has made an immediate impact after transferring from TCU. The red-shirt junior is tied for second on the team with five home runs and tied for the team lead with 21 RBI, starting 20 of 22 games in left field and two as designated hitter. Brown also has one of the biggest hits of the season thus far, a go-ahead three-run homer in the eighth inning against Indiana on Feb. 24. In parts of four seasons at TCU, Brown batted .286 with 20 doubles, nine home runs, 63 RBI and 83 runs scored. He also stole 25 bases during his time at TCU, including eight in each of the last two seasons.

PRESEASON HONORS—Two Longhorn pitchers Lucas Gordon and Tanner Witt were named to the All-Big 12 Pre-season team. Last season Gordon went 7-2 with a 3.05 ERA and 77 strikeouts in 85.2 innings after moving into the weekend rotation. Witt made two starts on the mound in the 2022 season before undergoing season ending surgery. He finished with a 2-0 record, a 1.64 ERA and 14 strikeouts in 11 innings pitched.

THE TRANSFERS—The Longhorns have seven transfers from Division I programs that hope to make an immediate impact, including outfielder Porter Brown (TCU), infielder Tanner Carlson (Long Beach State), catcher Garrett Guillemette (USC), RHP Cody Howard (Baylor) RHP Charlie Hurley (USC), LHP David Shaw (Rice) and RHP Heston Tole (Arkansas). Additionally RHP DJ Burke and LHP Chris Stuart transferred from San Jacinto College.

ROOKIES—Several freshmen will play big roles this season, including infielders Jalin Flores (San Antonio) and Jared Thomas (Waxahachie). Flores is likely to start at third base on Opening Day, while Thomas is expected to be the Longhorns starting first baseman. Additionally, infielders Jayden Duplantier and Cade O'Hara, catcher Rylan Galvan, outfielder Max Belyeu, and pitchers Kobe Minchey, Max Grubbs and Pierce George could all find significant playing time.

HEAR 'EM—In partnership with Learfield IMG College, Texas games will be broadcast on the Austin Radio Network, primarily on 104.9 The Horn and AM 1260. Craig Way handles primary play-by-play duties alongside Roger Wallace. This season fans will also hear analysis from Longhorn greats Keith Moreland, Ty Harrington and Nathan Thornhill throughout the season.

WATCH 'EM—Nearly all of Texas' home games will be broadcast on Longhorn Network this season. The team of Keith Moreland and Greg Swindell will return to the booth to call the action for all 36 home games.

THE SCHEDULE—The 2023 schedule features 36 home games at UFCU Disch-Falk Field after opening the season at the College Baseball Showdown at Globe Life Field in Arlington. In Big 12 play, the Longhorns will host Texas Tech, Kansas State, Oklahoma and West Virginia and will travel to Oklahoma State, Baylor, TCU and Kansas. Texas also had a marquee midweek match up at home, welcoming LSU to UFCU Disch-Falk Field on Feb. 28. Texas will also travel to College Station for a midweek game against Texas A&M on March 28.

HITTING STREAKS

	LONGEST	CURRENT
O'Dowd, Jack	11	1
Daly, Mitchell	10	-
Powell, Peyton	8	5
Kennedy, Eric	7	7
Brown, Porter	5	1
Campbell, Dylan	5	5
Guillemette, Garre	4	2
Carlson, Tanner	3	-
Duplantier, Jayden	2	-
Galvan, Rylan	2	1
Flores, Jalin	2	2
Thomas, Jared	2	1
Belyeu, Max	1	-
Whitehead, Ace	1	1

REACHED-BASE STREAKS

	LONGEST	CURRENT
Powell, Peyton	14	14
O'Dowd, Jack	13	1
Guillemette, Garre	12	12
Brown, Porter	11	10
Daly, Mitchell	11	-
Kennedy, Eric	8	8
Campbell, Dylan	6	5
Carlson, Tanner	4	1
Thomas, Jared	3	1
Constantine, Cam	3	-
Flores, Jalin	2	2
Duplantier, Jayden	2	-
Whitehead, Ace	2	2
Galvan, Rylan	2	2
Belyeu, Max	1	-

TEXAS BY THE NUMBERS

	LAST HR	OFF	MOST HITS, GAME ('23)	MOST RBI, GAME ('23)
Belyeu	-	-	2, 3/18 vs. New Orleans	-
Brown	3/21/23 vs. UIW	Garcia	3, 3x-last 3/21 vs. UIW	4, 2x-last 3/21 vs. UIW
Campbell	3/21/23 vs. UIW	Higdon	3, 2x-last 3/8 vs. Mercer	3, 3/19 vs. New Orleans
Carlson	-	-	2, 3/3 at Cal State Fullerton	1, 3/3 at Cal State Fullerton
Constantine	-	-	-	1, 3/12 vs. Manhattan
Daly	3/19/23 vs. New Orleans	Mercer	3, 2/21 vs. A&M-Corpus	2, 3/7 vs. Sam Houston
Duplantier	-	-	2, 3/5 at Cal State Fullerton	2, 2x-last 3/14 vs. NDSU
Flores	2/21/23 vs. A&M-Corpus	Garcia	2, 2/21 vs. A&M-Corpus	1, 3x-last 3/10 vs. Manhattan
Galvan	3/8/23 vs. Mercer	O'Neal	3, 3/8 vs. Mercer	4, 3/8 vs. Mercer
Guillemette	3/21/23 vs. UIW	Walls	2, 6x-last 3/21 vs. UIW	5, 3/21 vs. UIW
Hoffart	-	-	-	-
Kennedy	3/19/23 vs. New Orleans	Horton	4, 3/5 at Cal State Fullerton	4, 3/18 vs. New Orleans
O'Dowd	3/21/23 vs. UIW	Higdon	4, 3/21 vs. UIW	3, 2x-last 3/21 vs. UIW
O'Hara	-	-	-	-
Powell	3/18/23 vs. New Orleans	Mitchell	3, 2x-last 3/20 vs. New Orleans	3, 3/10 vs. Manhattan
Schuessler	4/22/22 vs. Baylor	Oliver	-	-
Thomas	-	-	3, 3/10 vs. Manhattan	1, 4x-last 3/15 vs. NDSU
Whitehead	-	-	1, 3/12 vs. Manhattan	3, 3/12 vs. Manhattan

W-L BY POSITION (STARTS)									
	C	1B	2B	SS	3B	LF	CF	RF	DH
Belyeu									0-1
Brown						12-7			3-0
Campbell								15-7	
Carlson					3-2				
Constantine		1-1							1-0
Daly				14-6					
Duplantier			0-1	1-0		2-0			1-3
Flores					0-4				4-2
Galvan	7-1								
Guillemette	8-6								6-0
Kennedy							15-7		
O'Dowd			15-6						
O'Hara				0-1					
Powell		0-1			12-1				0-1
Thomas		14-5							
Whitehead						1-0			

W-L BY BATTING ORDER (STARTS)									
	1	2	3	4	5	6	7	8	9
Belyeu								0-1	
Brown			7-7	2-0	6-0				
Campbell		7-7	7-0						1-0
Carlson								0-1	3-1
Constantine							1-1	1-0	
Daly					1-0	1-2	11-3	0-1	1-0
Duplantier						0-1			4-3
Flores				0-1	2-2	1-2		1-1	
Galvan							1-0	2-1	4-0
Guillemette			1-0	13-6					
Kennedy	15-7								
O'Dowd					2-4	12-2	1-0		
O'Hara									0-1
Powell		8-0			4-1		0-1	0-1	
Thomas						1-0	1-2	11-1	1-2
Whitehead									1-0

RUNS SCORED BY INNING											
	1	2	3	4	5	6	7	8	9	10+	Total
Texas	24	14	16	16	22	28	18	14	2	1	155
Opponents	11	15	4	8	9	19	8	3	9	2	88

TEXAS BY THE NUMBERS		
Current streak: W11	Ahead after 6-7-8: 13-0/14-0/15-0	Hit homer: 10-5
Current record: 15-7	Behind after 6-7-8: 0-4/1-4/0-5	Homer with men on: 6-1
Home/Road/Neutral: 14-2/1-2/0-3	Tied after 6-7-8: 2-3/0-3/0-2	Hit multiple homers: 5-1
Day/Night: 5-4/10-3	1-run games: 0-4	Score first: 8-1
Big 12 record: 0-0	2-run games: 4-1	Score 5 or more: 12-2
Series W-L-T (home): 3-0-0	Extra innings: 0-0	Score less than 5: 3-5
Series W-L-T (road): 0-1-0	Collect 10 or more hits: 9-2	Outhit opponents: 13-2
vs. LH/RH starters: 7-4/8-3	Opp. 10 or more hits: 3-2	Outhit by opponents: 1-4
White/Orange/Gray/Cream/Pin: 6-2/4-2/1-1/2-0/2-2	Come-from-behind wins: 5	Opp. come-from-behind wins: 3

MISCELLANEOUS	
Game-Tying & Go-Ahead RBI: O'Dowd (9), Brown (8), Kennedy (5), Powell (4), Guillemette (4), Campbell (4), Daly (2), Flores (1), Thomas (1)	Weekly Awards: n/a
2-Out RBI (52): Kennedy (13), Brown (6), Guillemette (6), Campbell (5), O'Dowd (5), Duplantier (4), Daly (3), Powell (3), Whitehead (2), Galvan (2), Thomas (2), Flores (1)	
Bunt Singles (9): Kennedy (5), Brown (1), Campbell (1), Daly (1), Thomas (1)	
OF Assists (5): Kennedy (4), Brown (1)	
Batted Around (4): 2/21 vs. AMCC (5th inn.), 3/13 vs. Manhattan (1st inn.), 3/18 vs. New Orleans (6th inn.), 3/21 vs. UIW (6th inn.)	

TEXAS PITCHING BY THE NUMBERS									
	W-L-S	G	ERA	IP	H	ER	BB	SO	HR
Totals	15-7-6	22	3.18	198.0	165	70	82	222	9
Big 12	-	-	-	-	-	-	-	-	-
Starters	10-2-0	22	2.91	99.0	83	32	36	113	6
Relievers	5-5-6	22	3.45	99.0	82	38	46	109	3
Home	14-2-5	16	2.88	144.0	108	46	59	164	6
Road	1-2-1	3	3.90	27.2	24	12	15	26	0
Neutral	0-3-0	3	4.10	26.1	33	12	8	32	3
February	3-5-1	8	3.15	71.1	60	25	29	88	5
March	12-2-5	14	3.20	126.2	105	45	53	134	4
April	-	-	-	-	-	-	-	-	-
May	-	-	-	-	-	-	-	-	-
June	-	-	-	-	-	-	-	-	-

MULTIPLE-HIT GAMES					
	2	3	4	5+	TOTAL
Kennedy, Eric	8	2	1	-	11
Powell, Peyton	7	2	-	-	9
Brown, Porter	5	3	-	-	8
O'Dowd, Jack	4	1	1	-	6
Guillemette, Garre	6	-	-	-	6
Campbell, Dylan	3	2	-	-	5
Daly, Mitchell	3	1	-	-	4
Duplantier, Jayden	2	-	-	-	2
Thomas, Jared	1	1	-	-	2
Belyeu, Max	1	-	-	-	1
Galvan, Rylan	-	1	-	-	1
Carlson, Tanner	1	-	-	-	1
Flores, Jalin	1	-	-	-	1
TEAM	42	13	2	0	57

MULTIPLE-RBI GAMES					
	2	3	4	5+	TOTAL
Kennedy, Eric	4	1	1	-	6
Campbell, Dylan	3	1	-	-	4
Powell, Peyton	3	1	-	-	4
Brown, Porter	1	1	2	-	4
O'Dowd, Jack	1	2	-	-	3
Duplantier, Jayden	2	-	-	-	2
Guillemette, Garre	1	-	-	1	2
Galvan, Rylan	-	1	1	-	2
Daly, Mitchell	1	-	-	-	1
Thomas, Jared	1	-	-	-	1
Flores, Jalin	1	-	-	-	1
Whitehead, Ace	-	1	-	-	1
TEAM	18	8	4	1	31

CATCHERS				
	PB	FLD%	CS-ATT.	CS%
Galvan	2	.976	0-9	0%
Guillemette	4	.987	5-17	29%
Totals	6	.983	5-26	19%

HOME RUNS					
	1R	2R	3R	SLAM	TOTAL
Kennedy	6	-	-	1	7
Brown	3	1	1	-	5
Campbell	2	2	1	-	5
Powell	2	1	-	-	3
Daly	2	-	-	-	2
O'Dowd	-	1	1	-	2
Guillemette	1	-	-	1	2
Galvan	-	1	-	-	1
Flores	1	-	-	-	1
Totals	17	6	3	2	23



HEAD COACH DAVID PIERCE 22

7th season at Texas | 12th season as head coach

HIGH SCHOOL **St. Pius X High School**
JUNIOR COLLEGE **Wharton County Junior College**
ALMA MATER **University of Houston, 1988**

A Texas native who has spent most of his 30-year career coaching in the state, David Pierce was named head baseball coach at The University of Texas on June 29, 2016. Pierce, just the fifth Longhorn head coach since 1911 (with the exception of the war years of 1943-

45 when Blair Cherry was at the helm), is the 13th head coach in 123 years of Texas baseball.

Entering his seventh season as the Longhorns' head coach in 2023, Pierce has an overall record of 219-116 at Texas and a 416-225 mark in 11 seasons as a Division I head coach.

In 2022, the Longhorns returned to the College World Series for the second-consecutive season and third time in the last four completed seasons with a 47-22 overall. Texas smashed the program record with 128 home runs, surpassing the 2010 squad that hit 81. The best power hitting team in program history slugged .550 to smash the previous program record of .508 set in 1974. Leading the way offensively, Ivan Melendez became the first Texas player to win the USA Baseball Golden Spikes Award and swept the national player of the year awards. Melendez hit a Longhorns record 32 home runs, surpassing Kyle Russell's Texas record 28 homers in 2007 and Kris Bryant's BBCOR era record of 31 homers in 2013. Melendez batted .387 and led the country with 94 RBI and an .863 slugging percentage. Along with Melendez's great season, Murphy Stehly had a breakout year batting .367 with 19 homers and 61 RBI and was named a second team All-American. Pete Hansen led the pitching staff and landed second team All-America honors with a 3.76 ERA, an 11-3 record and 120 strikeouts in 107.2 innings pitched. Melendez, Stehly and Hansen led a total of nine players named to the All-Big 12 teams and were joined by catcher Silas Ardoon on the first team. Infielders Trey Faltine and Skyler Messinger and starting pitcher Lucas Gordon landed on the second team. Outfielder Douglas Hodo III and designated hitter Austin Todd were named Honorable Mention. The Longhorns also produced the best defensive season in program history, fielding .985 for the first time ever and finishing with a program low 37 errors.

The 2021 season saw Texas return to the College World Series and come just one game shy of the CWS Finals. Pierce guided the Longhorns to the Big 12 Championship and their first 50-win season since 2010, while being named the Big 12 Conference Coach of the Year for the second time. He was also recognized as the ABCA Central Regional Coach of the Year, a distinction he had not received since the 2012 season. The Longhorns had 13 total players recognized on the All-Big 12 teams, including the Big 12 Pitcher of the Year Ty Madden. Madden was also named a First Team All-American and became the highest drafted Texas player since Taylor Jungmann in 2011. Including Madden, seven total Texas players were selected in the 2021 MLB Draft. The 2021 Longhorns led the nation with a 2.93 ERA, the best mark for the program since 2014. The pitching staff also totaled 556 strikeouts, the most for a Longhorn pitching staff since 2011. Offensively the Longhorns blasted 68 home runs, the most since a program record 81 in 2010. The team not only hit for power, finishing with more stolen bases (92) than any Texas team in over 15 years.

In just his second season at the helm, Pierce was named Baseball America's National Coach of the Year after guiding the Longhorns to a 42-23 record and back to the College World Series for the first time since 2014. With a 17-7 mark in league play, Pierce, who was named the Big 12 Conference Coach of the Year, led his team to the Big 12 Conference title—the first conference title for Texas since 2011—and hosted both an NCAA Regional and an NCAA Super Regional. In the Austin Regional, the Longhorns went 3-0 with wins over Texas Southern, Texas A&M, and Indiana. In the Super Regional, Texas dropped game one to Tennessee Tech before taking games two and three to send Pierce to Omaha for the first time as head coach. The Longhorns finished ranked in the top eight in every major poll to close out the season and finished first in the nation in double plays (73) and ninth in triples (22). Under Pierce and his staff's tutelage, second baseman Kody Clemens completed one of the best offensive seasons in Texas history. A third-round draft pick by the Detroit Tigers, Clemens was named a unanimous first team All-American at second base, becoming the first to earn that honor under Pierce. Clemens, the ABCA National Player of the Year and a finalist for both the Dick Howser Trophy and the USA Baseball Golden Spikes Award, blasted 24 home runs on the year, good for second in the country and second-most in a single season in Texas Baseball history. Clemens also ranked nationally in total bases (second, 180), slugging percentage (fifth, .726), and RBI (12th, 72).

In his first season leading the Longhorns, Pierce led Texas to a 39-24 record, a 14-win improvement from the 2016 campaign. Texas came within one win of taking the Big 12 Conference tournament title before earning a No. 2 seed in the Long Beach Regional. Texas won its first two games of the regional before its season came to a close at the hands of LBSU. As a team, the Longhorns finished in the top 10 nationally in several statistical categories including double plays turned (fourth, 65), fielding percentage (fourth, .982), earned run average (ninth, 3.15), and hits allowed per nine innings (ninth, 7.60). Right-handed pitcher Morgan Cooper, a third team All-America selection, was taken in the second round of the MLB Draft, the first of 11 Longhorns to be selected in 2017, the most for any school. In Pierce's two seasons, a total of 16 Longhorns have been chosen in the draft.

The 56-year-old Pierce came to Texas from Tulane, where he spent the previous two seasons as head coach following a three-year stint at Sam Houston State in the same role. Pierce's teams have qualified for the NCAA tournament in seven years with him at the helm, and including his time as an assistant, Pierce was a part of programs that advanced to the postseason in 18 consecutive years, played in eight Super Regionals and reached five College World Series, winning a title in 2003 with Rice. In the summer of 2016, he was also named an assistant coach with the U.S. Collegiate National Team. Joining the Tulane Green Wave in 2015, the Houston native guided the school into its first season in the American Athletic Conference. His team posted a school-record nine shutouts, which ranked fourth in the nation, en route to a 35-25 record and the program's first regional appearance since 2008.

Pierce's second season at Tulane brought even more success as he led the 2016 Green Wave to a 41-21 record, a regular season AAC championship and a second-consecutive regional appearance. The 41 wins were the most for the program since 2006. The team led the nation with 13 shutouts and ranked in the top 25 in both ERA (23rd/3.24) and WHIP (25th/1.24), while belting out 66 home runs, which was tied for 13th nationally. Tulane produced two third-round picks in the 2016 Major League Baseball Draft in catcher Jake Rogers and shortstop Stephen Alemais with Rogers becoming Tulane's highest draft pick since 2008. In three seasons as head coach at Sam Houston State, Pierce compiled a record of 121-63 (.658). During his tenure, the Bearkats made three straight NCAA Regional appearances for just the second time in program history. Sam Houston State was crowned Southland Conference champions in each of his three seasons (the program's only previous league

PLAYING CAREER

1982-83	Wharton County Junior College
1984-85	Houston

COACHING CAREER

1989-90	St. Pius X High School	Head Coach
1991	Rice	Assistant Coach
1992-95	Episcopal High School	Assistant Coach
1996-01	J. Frank Dobie High School	Head Coach
2001-02	Houston	Assistant Coach
2003-11	Rice	Assistant Coach
2012-14	Sam Houston State	Head Coach
2015-16	Tulane	Head Coach
2017-present	Texas	Head Coach

YEAR-BY-YEAR COACHING RECORD

Yr.	School	Record	Pct.	Conf.	Pct.	Postseason
2012	Sam Houston	40-22	.645	24-9 (1 st)	.727	NCAA Regional
2013	Sam Houston	38-22	.633	20-7 (1 st)	.741	NCAA Regional
2014	Sam Houston	43-19	.694	22-8 (1 st)	.733	NCAA Regional
2015	Tulane	35-25	.583	13-11 (T3 rd)	.542	NCAA Regional
2016	Tulane	41-21	.661	15-7 (1 st)	.682	NCAA Regional
2017	Texas	39-24	.619	11-12 (6 th)	.478	NCAA Regional
2018	Texas	42-23	.646	17-7 (1 st)	.708	World Series
2019	Texas	27-27	.500	7-16 (9 th)	.304	-
2020	Texas	14-3	.824	0-0	-	-
2021	Texas	50-17	.746	17-7 (1 st)	.708	World Series
2022	Texas	47-22	.681	14-10	.583	World Series
2023	Texas	15-7	.682	0-0	.000	-
Total	12 seasons	431-232	.650	160-94	.629	
9 Regionals, 3 Super Regional, 3 College World Series						

COACHING HONORS

2021	ABCA Regional Coach of the Year
2021	Big 12 Conference Coach of the Year
2018	Baseball America National Coach of the Year
2018	Big 12 Conference Coach of the Year
2016	Assistant Coach - U.S. Collegiate National Team
2013	Southland Conference Coach of the Year
2012	Southland Conference Coach of the Year
2012	ABCA Regional Coach of the Year

title came in 1989), and Pierce was named the conference coach of the year in both 2012 and 2013. The recognition in back-to-back years made him the first Southland Conference coach to earn consecutive honors since UTSA's Sherman Corbett (2007-08).

In his first season as head coach in 2012, the Bearkats were ranked in each of the major Division I polls for the first time in program history. He was honored as an American Baseball Coaches Association (ABCA) Regional Coach of the Year that season. In 2014, his final season in Huntsville, Pierce guided SHSU to a 43-19 record, the second-highest single-season win total for the Bearkats since they joined Division I in 1987. The team ranked in the top 25 in the nation and second in the conference in both ERA (17th/2.73) and hits (25th/610). It also led the conference in scoring (5.7 rpg), home runs (31) and slugging percentage (.390).

A native of Houston, Pierce was born on October 13, 1962. He and his wife, Susan, have two children and two grandchildren. Pierce's daughter, Chelsea, graduated from The University of Texas in 2012 and is married to husband Bryan Caffey, and the couple have two daughters, Beckett and Lochlan. David and Susan's son, Shea, played for his father at both Sam Houston (2012-15) and Tulane (2016) and is married to the former Madison Olivarez, who is a 2018 graduate of The University of Texas.

2023 TEXAS ROSTER

#	NAME	POS.	B/T	HT.	WT.	YR.	HOMETOWN / HIGHSCHOOL
0	Jayden Duplantier	INF	R/R	6-1	185	Fr.	Humble, Texas / Summer Creek
1	Jalin Flores	INF	R/R	6-2	195	Fr.	San Antonio, Texas / Brandeis
4	Porter Brown	OF	L/L	5-11	200	R-Jr.	San Antonio, Texas / Reagan / TCU
5	Tanner Carlson	INF	R/R	6-1	195	Sr.	Elk Grove, Calif. / Elk Grove / Long Beach State
6	Rylan Galvan	C	R/R	6-0	210	Fr.	Sinton, Texas / Sinton
8	Dylan Campbell	INF/OF	R/R	5-11	205	Jr.	Houston, Texas / Strake Jesuit
9	Jared Thomas	INF/OF	L/L	6-2	185	Fr.	Waxahachie, Texas / Waxahachie
10	Kimble Schuessler	C	R/R	6-2	210	Jr.	Llano / Llano / Texas A&M
11	Tanner Witt	RHP	R/R	6-6	225	R-So.	Houston, Texas / Episcopal
12	Max Belyeu	OF	L/R	6-2	205	Fr.	Aledo, Texas / Aledo
13	Lucas Gordon	LHP	L/L	6-1	193	Jr.	Los Angeles, Calif. / Notre Dame
14	Cade O'Hara	INF	R/R	5-11	175	Fr.	Tustin, Calif. / Mater Dei
15	Peyton Powell	UTL	L/R	6-1	195	R-Jr.	Robinson, Texas / Robinson
19	Mitchell Daly	INF	R/R	6-1	193	Jr.	Madison, Ala. / Bob Jones
24	Chase Lummus	LHP	L/L	6-1	205	R-So.	Godley, Texas / Godley
27	Jack O'Dowd	INF	L/R	6-2	200	Jr.	Nashville, Tenn. / Lipscomb Academy / Vanderbilt
28	Ace Whitehead	OF/LHP	L/L	5-10	190	So.	Lampasas, Texas / Lampasas
29	Cam Constantine	UTL	R/R	6-0	200	R-So.	McKinney, Texas / McKinney North
30	Eric Kennedy	OF	L/R	6-0	205	R-Sr.	Tampa, Fla. / Calvary Christian
31	DJ Burke	RHP	R/R	6-2	225	Jr.	San Antonio, Texas / Clark / Garden City / San Jacinto
32	Charlie Hurley	RHP	R/R	6-8	215	Jr.	Sacramento, Calif. / Jesuit / USC
34	Kobe Minchey	RHP	R/R	6-2	220	Fr.	Jarrell, Texas / Home School
35	Garret Guillemette	C	R/R	6-1	215	Jr.	Yorba Linda, Calif. / Servite / USC
36	David Shaw	LHP	R/L	6-7	205	So.	Houston, Texas / Kinkaid / Rice
37	Zane Morehouse	RHP	R/R	6-4	200	R-Jr.	Dawson, Texas / Dawson / Bossier / Dyersburg
38	Max Grubbs	RHP	R/R	6-1	205	Fr.	Arlington, Texas / Martin
39	Travis Sthele	RHP	R/R	6-0	215	R-So.	San Antonio, Texas / Reagan
40	Preston Hoffart	C	R/R	5-11	195	R-Jr.	Magnolia, Texas / Magnolia / Blinn
41	Cody Howard	RHP	R/R	6-1	198	R-Fr.	The Woodlands, Texas / The Woodlands / Baylor
42	Chris Stuart	LHP	L/L	6-0	230	Jr.	Amsterdam, Netherlands / Calandlyceum / San Jacinto
45	Heston Tole	RHP	R/R	6-6	220	Jr.	Wichita Falls, Texas / IMG Academy / Arkansas
47	Sam Walbridge	LHP	L/L	6-5	210	R-Jr.	San Antonio, Texas / Saint Mary's Hall
48	Cameron O'Banan	RHP	R/R	6-2	185	R-Fr.	Dripping Springs, Texas / Dripping Springs
50	Grant Fahrlander	C	R/R	5-11	215	Fr.	Austin, Texas / St. Michael's
53	Luke Harrison	LHP	L/L	6-2	205	So.	Friendswood, Texas / Lutheran South Academy
57	Lebarron Johnson Jr.	RHP	R/R	6-4	215	R-So.	Jacksonville, Fla. / Paxon School
58	Pierce George	RHP	R/R	6-6	240	Fr.	Austin, Texas / Lake Travis
88	André Duplantier II	RHP	R/R	6-2	205	R-So.	Humble, Texas / Summer Creek

#	Name	Pos.
12	Max Belyeu	OF
4	Porter Brown	OF
31	DJ Burke	RHP
8	Dylan Campbell	INF/OF
5	Tanner Carlson	INF
29	Cam Constantine	UTL
19	Mitchell Daly	INF
88	André Duplantier II	RHP
0	Jayden Duplantier	INF
50	Grant Fahrlander	C
1	Jalin Flores	INF
6	Rylan Galvan	C
58	Pierce George	RHP
13	Lucas Gordon	LHP
38	Max Grubbs	RHP
35	Garret Guillemette	C
53	Luke Harrison	LHP
40	Preston Hoffart	C
41	Cody Howard	RHP
32	Charlie Hurley	RHP
57	Lebarron Johnson Jr.	RHP
30	Eric Kennedy	OF
24	Chase Lummus	LHP
34	Kobe Minchey	RHP
37	Zane Morehouse	RHP
48	Cameron O'Banan	RHP
27	Jack O'Dowd	INF
14	Cade O'Hara	INF
15	Peyton Powell	UTL
10	Kimble Schuessler	C
36	David Shaw	LHP
39	Travis Sthele	RHP
42	Chris Stuart	LHP
9	Jared Thomas	INF/OF
45	Heston Tole	RHP
47	Sam Walbridge	LHP
28	Ace Whitehead	OF/LHP
11	Tanner Witt	RHP

PRONUNCIATION: RYLAN GALVAN (GAL-VAHN); KIMBLE SCHUESSLER (SHOO-SLER); MAX BELYEU (BUH-LOO); CHASE LUMMUS (LOO-MISS); GARRET GUILLEMETTE (GILL-MET); TRAVIS STHELE (STAY-LEE); ANDRE/JAYDEN DUPLANTIER (DOO-PLAN-TEE-AY)

COACHING STAFF

22	David Pierce	Head Coach
7	Steve Rodriguez	Assistant Coach
54	Woody Williams	Assistant Coach
33	Caleb Longley	Assistant Coach
3	Cameron Rupp	Student Assistant
	Philip Miller	Special Assistant
	Matt Couch	Athletic Performance
	Tom Mendez	Assistant Athletic Trainer
	Carli Todd	Director of Player Development
	Chris Gordon	Coordinator Hitting/Pitching Dev.
	Chris Quinn	Equipment Manager

ROSTER BREAKDOWN BY CLASS

R-Senior (1): Kennedy
Senior (1): Carlson
R-Junior (5): Brown, Hoffart, Morehouse, Powell, Walbridge
Junior (10): Burke, Campbell, Daly, Gordon, Guillemette, Hurley, O'Dowd, Schuessler, Stuart, Tole
R-Sophomore (6): Constantine, Duplantier Johnson, Lummus, Sthele, Witt
Sophomore (3): Harrison, Shaw, Whitehead
R-Freshman (2): Howard, O'Banan
Freshmen (10): Belyeu, Duplantier, Fahrlander, Flores, Galvan, George, Grubbs, Minchey, O'Hara Thomas

ROSTER BREAKDOWN BY POSITION


LHP (7): Gordon, Harrison, Lummus, Shaw, Stuart, Walbridge, Whitehead
RHP (13): Burke, Duplantier, George, Grubbs, Howard, Hurley, Minchey, Morehouse, Johnson, O'Banan, Sthele, Tole, Witt
C (5): Fahrlander, Galvan, Guillemette, Hoffart, Scheussler
INF (8): Campbell, Carlson, Daly, Duplantier, Flores, O'Dowd, O'Hara, Thomas
OF (6): Belyeu, Brown, Campbell, Kennedy, Thomas, Whitehead
UTL (2): Constantine, Powell



2023 TEXAS LONGHORNS BASEBALL




0 JAYDEN DUPLANTIER
INF R/R 6-1 180 Fr.
Humble, Texas



1 JALIN FLORES
INF R/R 6-2 185 Fr.
San Antonio, Texas



4 PORTER BROWN
OF L/L 5-11 190 R-Jr.
San Antonio, Texas



5 TANNER CARLSON
INF R/R 6-1 190 Sr.
Elk Grove, Calif.



6 RYLAN GALVAN
C R/R 6-0 185 Fr.
Sinton, Texas




8 DYLAN CAMPBELL
INF/OF R/R 5-11 205 Jr.
Houston, Texas



9 JARED THOMAS
INF/OF L/L 6-2 175 Fr.
Waxahachie, Texas



10 KIMBLE SCHUESSLER
C R/R 6-2 205 Jr.
Llano, Texas



11 TANNER WITT
RHP R/R 6-5 215 R-So.
Houston, Texas




12 MAX BEYEU
OF L/R 6-1 195 Fr.
Aledo, Texas



13 LUCAS GORDON
LHP L/L 6-1 193 Jr.
Los Angeles, Calif.



14 CADE O'HARA
INF R/R 6-1 175 Fr.
Tustin, Calif.




15 PEYTON POWELL
UTL L/R 6-1 195 R-Jr.
Robinson, Texas



18 MITCHELL DALY
INF R/R 6-1 185 Jr.
Madison, Ala.




24 CHASE LUMMUS
LHP L/L 6-1 205 R-So.
Godley, Texas




27 JACK O'DOWD
INF R/R 6-2 195 Jr.
Nashville, Tenn.




28 ACE WHITEHEAD
OF/LHP L/L 5-11 185 So.
Lampasas, Texas



29 CAM CONSTANTINE
UTL R/R 6-0 200 R-So.
McKinney, Texas



30 ERIC KENNEDY
OF L/R 6-0 203 R-Sr.
Tampa, Fla.




31 DJ BURKE
RHP R/R 6-2 215 Jr.
San Antonio, Texas




32 CHARLIE HURLEY
RHP R/R 6-8 218 Jr.
Sacramento, Calif.



34 KOBE MINCHEY
RHP R/R 6-2 205 Fr.
Jarrell, Texas




35 GARRET GUILMETTE
C R/R 6-1 210 Jr.
Yorba Linda, Calif.



36 DAVID SHAW
LHP R/L 6-7 205 So.
Houston, Texas



37 ZANE MOREHOUSE
RHP R/R 6-4 200 R-Jr.
Dawson, Texas



38 MAX GRUBBS
RHP R/R 6-1 180 Fr.
Arlington, Texas



39 TRAVIS STHELE
RHP R/R 6-0 198 R-So.
San Antonio, Texas




40 PRESTON HOFFART
C R/R 5-11 190 R-Jr.
Magnolia, Texas



41 CODY HOWARD
RHP R/R 5-11 198 R-Fr.
The Woodlands, Texas



42 CHRIS STUART
LHP L/L 6-0 210 Jr.
Amsterdam, Netherlands



45 HESTON TOLE
RHP R/R 6-6 220 Jr.
Wichita Falls, Texas



47 SAM WALBRIDGE
LHP L/L 6-5 210 R-Jr.
San Antonio, Texas



48 CAMERON O'BANAN
RHP R/R 6-2 185 R-Fr.
Dripping Springs, Texas




50 GRANT FAHLANDER
C R/R 5-11 200 Fr.
Austin, Texas



53 LUKE HARRISON
LHP L/L 6-2 175 So.
Friendswood, Texas



57 LEBARRON JOHNSON JR.
RHP R/R 6-4 207 R-So.
Jacksonville, Fla.



58 PIERCE GEORGE
RHP R/R 6-6 215 Fr.
Austin, Texas



88 ANDRÉ DUPLANTIER II
RHP R/R 6-2 215 R-So.
Humble, Texas



LEFT-HANDED PITCHER

LUCAS GORDON13

CLASS Junior HOMETOWN Los Angeles, Calif. HIGH SCHOOL Notre Dame

AS A SOPHOMORE (2022) Named to the All-Big 12 second team as a sophomore starting pitcher...finished with a 7-2 record and a 3.05 ERA with 77 strikeouts in 85.2 innings pitched...held opponents to a .224 batting average against...had four-straight quality starts heading into the NCAA postseason...pitched 5.1 innings and allowed just one run against Louisiana Tech (6/4) in the NCAA Austin Regional...had a career long outing of 7.2 innings, allowing just one earned run against TCU (5/26) in the Big 12 Tournament...struck out a career high 11 batters against Oklahoma State (5/1)...threw six innings against Texas Tech with one earned run and seven struck out batters (3/27)...pitched a season high seven shutout innings with four strikeouts against Incarnate Word (3/20)...got first start of the season pitching five innings with five strikeouts against Texas A&M-Corpus Christi (2/23).

AS A FRESHMAN (2021) Pitched in 19 games with one start during debut season...finished with a 3.32 ERA and one save in 21.2 innings

pitched...struck out 19 batters and held opponents to a .197 batting average against...had five-straight scoreless outings from March to early April, pitching 6.2 consecutive scoreless innings...pitched a perfect inning of relief with one strikeout to earn the save against Nevada (4/14)...made first career start, pitching three shutout innings with two strikeouts and only one hit allowed...had another scoreless streak from April to early May, with seven straight scoreless outings spanning 9.1 innings.

CAREER GAME-BY-GAME

Date	OPPONENT	GS	IP	H	R	ER	BB	SO	2B	3B	HR	WP	BK	HBP	IBB	Score	W	L	SV	ERA	NP
Feb 22, 2021	Ole Miss		0.0	1	3	3	1	0	0	0	0	0	0	1	0	1-8	0	0	0	999.00	14
Feb 25, 2021	BYU		1.2	2	1	1	2	0	1	0	0	0	0	0	0	12-6	0	0	0	21.60	39
Mar 09, 2021	SAM HOUSTON		2.0	1	0	0	1	3	0	0	0	0	0	0	0	15-9	0	0	0	9.82	32
Mar 21, 2021	Baylor		1.2	1	0	0	0	0	0	0	0	0	0	0	0	2-11	0	0	0	6.75	18
Mar 23, 2021	UIW		1.0	1	0	0	0	1	0	0	0	0	0	0	0	10-1	0	0	0	5.68	16
Mar 27, 2021	OKLAHOMA		1.0	0	0	0	1	0	0	0	0	0	0	0	0	11-6	0	0	0	4.91	16
Apr 03, 2021	Kansas		1.0	0	0	0	0	2	0	0	0	0	0	0	0	11-2	0	0	0	4.32	16
Apr 06, 2021	A&M-CORPUS		1.0	1	2	2	1	2	0	0	1	0	0	0	0	14-4	0	0	0	5.79	23
Apr 10, 2021	KANSAS STATE		2.0	1	0	0	0	3	0	0	0	0	0	0	0	15-1	0	0	0	4.76	33
Apr 14, 2021	NEVADA		1.0	0	0	0	0	1	0	0	0	0	0	0	0	6-5	0	0	1	4.38	13
Apr 18, 2021	ABILENE CHRISTIAN		1.0	0	0	0	0	1	0	0	0	0	0	1	0	11-1	0	0	1	4.05	16
Apr 24, 2021	Oklahoma State-1		0.2	0	0	0	1	1	0	0	0	0	0	0	0	4-3	0	0	1	3.86	10
Apr 25, 2021	Oklahoma State		2.0	0	0	0	1	1	0	0	0	0	0	0	0	3-7	0	0	1	3.38	17
Apr 27, 2021	UIW		1.2	1	0	0	0	2	0	0	0	0	0	0	0	5-3	0	0	1	3.06	28
May 04, 2021	TEXAS STATE	*	3.0	1	0	0	0	2	0	0	0	0	0	0	0	4-1	0	0	1	2.61	42
May 07, 2021	TCU		0.0	2	1	1	0	0	0	0	0	1	0	0	0	5-4	0	0	1	3.05	8
May 09, 2021	TCU		0.0	1	0	0	1	0	0	0	0	0	0	0	0	9-3	0	0	1	3.05	10
May 22, 2021	WEST VIRGINIA		0.2	2	1	1	0	0	0	0	1	0	0	0	0	12-2	0	0	1	3.38	13
Jun 06, 2021	FAIRFIELD		0.1	0	0	0	0	0	0	0	0	0	0	0	0	12-2	0	0	1	3.32	5
Feb 19, 2022	RICE		1.0	0	0	0	1	0	0	0	0	0	0	0	0	15-1	0	0	0	0.00	19
Feb 23, 2022	A&M-Corpus Christi	*	5.0	1	4	0	0	4	1	0	0	2	0	1	0	5-4	0	0	0	0.00	75
Feb 27, 2022	ALABAMA		2.0	1	0	0	0	1	0	0	0	1	0	1	0	6-1	0	0	0	0.00	20
Mar 06, 2022	UCLA	*	4.0	4	1	1	1	1	1	0	0	0	0	0	0	1-5	0	0	0	0.75	63
Mar 13, 2022	South Carolina-2	*	3.1	5	3	3	4	4	0	0	0	0	0	0	0	4-9	0	1	0	2.35	74
Mar 20, 2022	UIW	*	7.0	4	0	0	0	4	0	0	0	0	0	0	0	12-0	1	1	0	1.61	80
Mar 27, 2022	Texas Tech	*	6.0	5	1	1	2	7	1	0	0	0	0	0	0	12-1	2	1	0	1.59	101
Apr 03, 2022	Oklahoma	*	3.2	8	4	4	1	2	0	1	0	0	1	2	0	12-8	2	1	0	2.53	63
Apr 10, 2022	TCU	*	5.2	5	2	2	1	4	2	0	0	1	0	0	0	7-3	2	1	0	2.63	97
Apr 16, 2022	K-State	*	5.0	3	2	2	3	7	0	1	0	1	0	1	0	4-2	3	1	0	2.74	100
Apr 24, 2022	BAYLOR	*	5.1	5	4	3	3	5	1	0	1	0	0	2	0	13-4	4	1	0	3.00	94
May 01, 2022	OKLAHOMA STATE	*	6.0	3	2	2	2	11	0	0	0	0	0	1	0	8-10	4	1	0	3.00	101
May 07, 2022	West Virginia-2	*	7.0	2	0	0	0	5	0	0	0	0	0	0	0	11-0	5	1	0	2.66	86
May 20, 2022	KANSAS	*	6.0	5	1	1	1	6	2	0	0	0	0	3	0	8-1	6	1	0	2.55	93
May 26, 2022	TCU	*	7.2	2	2	1	2	4	1	0	0	1	0	1	0	5-3	7	1	0	2.41	108
Jun 04, 2022	LOUISIANA TECH	*	5.1	9	1	1	1	6	2	0	0	0	0	1	0	5-2	7	1	0	2.36	93
Jun 11, 2022	East Carolina	*	4.0	5	5	4	3	5	1	0	1	0	0	0	0	9-8	7	1	0	2.68	78
Jun 19, 2022	Texas A&M	*	1.2	4	4	4	1	1	2	0	0	0	0	0	0	2-10	7	2	0	3.05	53
Feb 17, 2023	Arkansas	*	5.0	2	0	0	1	6	0	0	0	0	0	0	0	2-3	0	0	0	0.00	84
Feb 24, 2023	INDIANA	*	5.2	4	1	1	3	7	1	0	0	0	0	1	0	4-2	0	0	0	0.84	102
Mar 03, 2023	Cal State Fullerton	*	3.2	5	4	3	4	3	3	0	0	1	0	1	0	5-6	0	0	0	2.51	90
Mar 10, 2023	MANHATTAN	*	6.0	0	0	0	3	9	0	0	0	0	0	0	0	8-1	1	0	0	1.77	101
Mar 17, 2023	NEW ORLEANS	*	6.0	2	1	0	1	6	1	0	0	0	0	1	0	3-1	2	0	0	1.37	99


CAREER STATISTICS

Year	ERA	W	L	App	GS	CG	SHO	SV	IP	H	R	ER	BB	SO	2B	3B	HR	BF	B/Avg	WP	HBP	BK	SFA	SHA
2021	3.32	0	0	19	1	0	0	1	21.2	15	8	8	9	19	1	0	2	87	.197	1	2	0	0	0
2022	3.05	7	2	18	16	1	1	0	85.2	71	36	29	26	77	14	2	2	363	.224	6	13	1	3	4
2023	1.37	2	0	5	5	0	0	0	26.1	13	6	4	12	31	5	0	0	106	.149	1	3	0	2	2
Total	2.76	9	2	42	22	1	1	1	133.2	99	50	41	47	127	20	2	4	556	.206	8	18	1	5	6

SINGLE GAME CAREER HIGHS

Innings pitched: 7.2, vs TCU, May 26, 2022
Walks allowed: 4 [t-5th], at Cal State Fullerton, Mar 03, 2023 ; at South Carolina, Mar 13, 2022
Strikeouts: 11 [t-8th], Oklahoma State, May 01, 2022
Batters faced: 28, vs TCU, May 26, 2022
Field chances: 2, 4 times
Putouts: 1, at Oklahoma State, Apr 24, 2021 ; Baylor, Apr 24, 2022
Assists: 2, 4 times
Runners CS: 2 [t-1st], at South Carolina, Mar 13, 2022

PROBABLE STARTING PITCHER



RIGHT-HANDED PITCHER
TRAVIS STHELE 39

CLASS **R-Sophomore** HOMETOWN **San Antonio, Texas** HIGH SCHOOL **Reagan**

AS A REDSHIRT FRESHMAN (2022) Pitched in 21 games and made three starts...finished with a 6.03 ERA and 32 strikeouts in 34.1 innings pitched...pitched two scoreless innings with two strikeouts in the NCAA Super Regional at East Carolina (6/12)...had a great relief outing against Air Force in the NCAA Austin Regional Final (6/5), with three scoreless innings and two strikeouts...pitched 3.2 innings of relief without giving up any runs and struck out eight batters against The Citadel (3/16)...earned his first win of the season in two relief innings against Alabama (2/25)...pitched two innings as a relief allowing no runs and four strikeouts against Texas A&M-Corpus Christi (2/22).

AS A FRESHMAN (2021) Missed the 2021 season after undergoing surgery.

HIGH SCHOOL Four-year letterman and four-year starter as a shortstop and right-handed pitcher at Reagan High School for head coach Chans Chapman...helped lead his team to the 6A state finals in 2017 and 2018...named unanimous district Most Valuable Player in 2019...a 2019 first team Perfect Game Preseason Underclass All-American...No. 96 ranked player nationally by Prep Baseball Report and the No. 4 right-handed pitcher in Texas...participated in Area Code Games in Long Beach, California...also an All-District football player and first-team All-Area quarterback.

PERSONAL Son of Chad and Janet Sthele...father, Chad was an All-Conference football player at Angelo State...has one sister, Morgan, and a brother, Jared, who is a student at The University of Texas.

CAREER GAME-BY-GAME																							
Date	OPPONENT	GS	IP	H	R	ER	BB	SO	2B	3B	HR	WP	BK	HBP	IBB	Score	W	L	SV	ERA	NP		
Feb 18, 2022	RICE		2.0	2	0	0	1	1	1	0	0	0	0	0	0	7-0	0	0	0	0.00	32		
Feb 22, 2022	A&M-Corpus Christi		2.0	0	0	0	1	4	0	0	0	0	0	0	0	12-0	0	0	0	0.00	25		
Feb 25, 2022	ALABAMA		2.0	1	0	0	1	1	0	0	0	0	0	0	0	1-0	1	0	0	0.00	27		
Mar 04, 2022	Tennessee		0.2	2	1	1	1	1	1	0	0	0	0	0	0	7-2	1	0	0	1.35	26		
Mar 08, 2022	Texas State		2.0	2	1	1	0	2	1	0	0	0	0	1	0	9-8	1	0	0	2.08	32		
Mar 12, 2022	South Carolina		2.0	2	0	0	0	1	0	0	0	0	0	1	0	9-5	1	0	0	1.69	31		
Mar 16, 2022	Citadel		3.2	2	0	0	0	8	0	0	0	0	0	1	0	18-4	2	0	0	1.26	57		
Mar 22, 2022	CENTRAL ARK		1.0	2	1	1	0	0	1	0	0	0	0	1	0	7-2	2	0	0	1.76	16		
Mar 26, 2022	Texas Tech		1.1	2	3	3	2	0	0	1	0	0	0	1	0	12-16	2	0	0	3.24	35		
Mar 29, 2022	TEXAS A&M		1.0	2	3	3	1	0	0	1	1	0	0	0	0	9-12	2	0	0	4.58	30		
Apr 05, 2022	UTRGV		1.0	0	0	0	0	1	0	0	0	0	0	0	0	13-5	2	0	0	4.34	16		
Apr 10, 2022	TCU		1.1	1	0	0	0	1	0	0	0	0	0	0	0	7-3	3	0	0	4.05	20		
Apr 20, 2022	AIR FORCE	*	3.0	8	6	6	0	0	1	0	3	0	0	0	0	12-10	3	0	0	5.87	70		
Apr 26, 2022	UTRGV		1.2	0	1	1	1	2	0	0	0	0	0	0	0	7-2	3	0	0	5.84	27		
Apr 30, 2022	OKLAHOMA STATE		0.1	3	4	4	1	1	0	0	1	1	0	0	1	3-14	3	0	0	7.20	25		
May 03, 2022	HOUSTON BAPTIST		1.0	1	0	0	2	0	0	0	0	0	0	1	0	13-3	3	0	0	6.92	21		
May 19, 2022	KANSAS		0.1	1	0	0	2	1	0	0	0	0	0	0	0	12-4	3	0	0	6.84	16		
May 28, 2022	Oklahoma State		1.0	0	0	0	0	2	0	0	0	0	0	0	0	1-8	3	0	0	6.59	13		
May 29, 2022	Oklahoma	*	2.0	1	3	3	2	3	0	0	0	0	1	0	0	1-8	3	1	0	7.06	39		
Jun 05, 2022	AIR FORCE	*	3.0	2	0	0	2	2	0	0	0	2	0	0	0	10-1	3	1	0	6.40	50		
Jun 12, 2022	East Carolina		2.0	0	0	0	2	1	0	0	0	0	0	0	0	11-1	3	1	0	6.03	32		
Feb 19, 2023	Vanderbilt	*	3.0	5	8	0	0	2	1	2	1	0	0	1	0	2-12	0	1	0	0.00	70		
Feb 26, 2023	INDIANA	*	5.2	5	3	3	0	6	0	0	0	0	1	0	0	2-4	0	2	0	3.12	94		
Mar 05, 2023	Cal State Fullerton	*	4.2	4	3	3	4	5	0	0	0	1	0	1	0	4-5	0	2	0	4.05	87		
Mar 12, 2023	MANHATTAN	*	5.0	7	5	5	0	4	2	0	1	1	0	0	0	16-6	1	2	0	5.40	74		
Mar 18, 2023	NEW ORLEANS	*	6.0	2	1	0	0	9	2	0	0	0	0	0	0	15-1	2	2	0	4.07	84		

CAREER STATISTICS																								
Year	ERA	W	L	App	GS	CG	SHO	SV	IP	H	R	ER	BB	SO	2B	3B	HR	BF	B/Avg	WP	HBP	BK	SFA	SHA
2022	6.03	3	1	21	3	0	0	0	34.1	34	23	23	19	32	5	2	5	155	.264	3	6	1	1	0
2023	4.07	2	2	5	5	0	0	0	24.1	23	20	11	4	26	5	2	2	106	.237	2	2	1	2	1
Total	5.22	5	3	26	8	0	0	0	58.2	57	43	34	23	58	10	4	7	261	.252	5	8	2	3	1

SINGLE GAME CAREER HIGHS

Innings pitched: 6.0, New Orleans, Mar 18, 2023
Walks allowed: 4 [t-5th], at Cal State Fullerton, Mar 05, 2023
Strikeouts: 9, New Orleans, Mar 18, 2023
Batters faced: 23, Manhattan, Mar 12, 2023
Field chances: 2, Air Force, Apr 20, 2022 ; Indiana, Feb 26, 2023 ; New Orleans, Mar 18, 2023
Putouts: 1, Air Force, Apr 20, 2022
Assists: 2, New Orleans, Mar 18, 2023
Runners CS: 1, 5 times

OVERALL STATISTICS



2023 Texas Baseball Overall Statistics for Texas (as of Mar 21, 2023) (All games Sorted by Batting avg)



Record: 15-7 Home: 14-2 Away: 1-2 Neutral: 0-3 Big 12: 0-0

Player	avg	gp-gs	ab	r	h	2b	3b	hr	rbi	tb	slg%	bb	hp	so	gdp	ob%	sf	sh	sb-att	po	a	e	fld%
Powell, Peyton	.419	21-15	62	17	26	6	0	3	15	41	.661	13	0	3	1	.520	0	0	1-2	32	17	1	.980
Kennedy, Eric	.367	22-22	90	20	33	9	1	7	21	65	.722	7	4	21	1	.436	0	1	2-4	42	4	1	.979
Brown, Porter	.333	22-22	78	15	26	5	0	5	21	46	.590	17	1	19	2	.454	1	0	2-5	32	1	0	1.000
O'Dowd, Jack	.300	22-21	80	15	24	2	2	2	13	36	.450	8	0	10	1	.356	2	2	0-0	26	56	2	.976
Guillemette, Garret	.288	22-20	73	16	21	7	1	2	15	36	.493	12	2	8	1	.398	1	0	0-0	140	11	2	.987
Daly, Mitchell	.270	22-20	74	14	20	3	0	2	7	29	.392	10	0	17	1	.357	0	3	2-3	29	52	3	.964
Duplantier, Jayden	.269	15-8	26	2	7	2	0	0	5	9	.346	2	0	6	0	.321	0	0	0-1	5	7	4	.750
Campbell, Dylan	.238	22-22	80	23	19	4	0	5	13	38	.475	17	2	17	1	.384	0	2	9-9	40	0	0	1.000
Thomas, Jared	.203	22-19	59	10	12	4	0	0	6	16	.271	9	1	12	1	.319	0	2	4-4	133	13	1	.993
Galvan, Rylan	.192	13-8	26	5	5	0	0	1	8	8	.308	4	1	10	0	.323	0	0	1-1	78	3	2	.976
Flores, Jalin	.154	16-10	39	7	6	0	0	1	5	9	.231	2	2	15	0	.233	0	0	0-0	1	9	1	.909

Belyeu, Max	.333	8-1	9	1	3	0	0	0	0	3	.333	1	0	3	0	.400	0	0	0-0	1	0	0	1.000
Carlson, Tanner	.263	12-5	19	6	5	0	0	0	2	5	.263	3	2	2	0	.417	0	2	0-0	3	9	0	1.000
Whitehead, Ace	.143	11-1	7	2	1	0	0	0	3	1	.143	3	0	2	0	.400	0	0	2-2	5	2	0	1.000
Constantine, Cam	.000	9-3	10	1	0	0	0	0	1	0	.000	3	0	5	0	.214	1	0	1-1	10	1	0	1.000
O'Hara, Cade	.000	6-1	3	1	0	0	0	0	0	0	.000	0	0	0	0	.000	0	0	0-0	2	1	2	.600
Hoffart, Preston	.000	2-0	2	0	0	0	0	0	0	0	.000	0	0	0	0	.000	0	0	0-0	4	0	0	1.000
Totals	.282	22	737	155	208	42	4	28	135	342	.464	111	15	150	9	.385	5	12	24-32	594	206	23	.972
Opponents	.225	22	734	88	165	40	3	9	80	238	.324	82	25	222	13	.319	11	5	21-27	558	184	31	.960

LOB - Team (168), Opp (175). DPs turned - Team (16), Opp (14). CI - Team (0), Opp (1). IBB - Team (1), Campbell 1, Opp (1).
Picked off - Brown 3.

(All games Sorted by Earned run avg)

Player	era	w-l	app	gs	cg	sho	sv	ip	h	r	er	bb	so	2b	3b	hr	b/avg	wp	hp	bks	sfa	sha
Gordon, Lucas	1.37	2-0	5	5	0	0/0	0	26.1	13	6	4	12	31	5	0	0	.149	1	3	0	2	2
Hurley, Charlie	1.80	2-0	9	1	0	0/0	2	25.0	18	5	5	7	23	4	0	1	.200	2	0	0	0	0
Johnson, Lebaron	3.28	2-1	7	5	0	0/0	0	24.2	21	11	9	11	29	5	0	2	.236	8	2	0	2	0
Sthele, Travis	4.07	2-2	5	5	0	0/0	0	24.1	23	20	11	4	26	5	2	2	.237	2	2	1	2	1

Grubbs, Max	0.00	1-0	3	0	0	0/0	0	4.1	3	2	0	1	3	0	0	0	.176	1	1	0	0	0
Shaw, David	0.61	1-1	10	0	0	0/0	0	14.2	7	3	1	5	19	2	0	0	.140	0	4	1	0	0
Lummus, Chase	2.08	0-1	4	0	0	0/0	0	4.1	1	1	1	2	2	0	0	0	.077	0	1	0	0	1
Burke, DJ	2.70	0-0	8	0	0	0/0	1	10.0	10	3	3	3	9	1	0	2	.250	1	2	0	0	0
Howard, Cody	3.00	1-0	4	0	0	0/0	0	6.0	6	2	2	3	8	1	0	0	.250	1	0	0	0	0
Duplantier II, Andre	3.00	0-0	7	0	0	0/0	0	6.0	3	2	2	4	6	0	0	1	.136	1	2	0	0	0
Morehouse, Zane	4.05	2-0	7	4	0	0/0	2	20.0	23	10	9	9	24	6	0	1	.295	1	3	0	2	1
Tole, Heston	4.22	0-0	10	0	0	0/0	1	10.2	10	5	5	4	15	1	0	0	.244	0	1	0	0	0
Stuart, Chris	6.23	1-1	9	0	0	0/0	0	8.2	7	6	6	8	10	3	1	0	.226	1	3	0	1	0
Whitehead, Ace	6.43	1-0	4	2	0	0/0	0	7.0	10	5	5	4	8	3	0	0	.345	1	0	0	1	0
Walbridge, Sam	7.20	0-1	4	0	0	0/0	0	5.0	8	4	4	3	8	3	0	0	.381	1	0	0	1	0
George, Pierce	27.00	0-0	2	0	0	0/0	0	1.0	2	3	3	2	1	1	0	0	.400	0	1	0	0	0
Totals	3.18	15-7	22	22	0	0/0	6	198.0	165	88	70	82	222	40	3	9	.225	21	25	2	11	5
Opponents	6.19	7-15	22	22	0	1/1	4	186.0	208	155	128	111	150	42	4	28	.282	19	15	3	5	12

PB - Team (6), Guillemette 4, Galvan 2, Opp (3). Pickoffs - Team (0), Opp (3). SBA/ATT - Guillemette (12-17), Sthele (6-9), Galvan (9-9), Hurley (3-4), Morehouse (3-3), Shaw (3-3), Johnson (1-3), Gordon (1-1), Stuart (1-1), Burke (1-1), George (1-1), Tole (1-1).



INFIELDER
**JAYDEN
DUPLANTIER 0**

CLASS **Freshman**
HOMETOWN **Humble, Texas**
HIGH SCHOOL **Summer Creek**

BATS
RIGHT

THROWS
RIGHT

HEIGHT
6'1"


WEIGHT
185

CAREER STATISTICS

YEAR	AVG	GP	GS	AB	R	H	2B	3B	HR	RBI	SLG%	BB	HBP	SO	GDP	OB%	SF	SH	SB
2023	.269	15	8	26	2	7	2	0	0	5	.346	2	0	6	0	.321	0	0	0
Total	.269	15	8	26	2	7	2	0	0	5	.346	2	0	6	0	.321	0	0	0

CAREER HIGHS

Hits: 2, at Cal State Fullerton, Mar 05, 2023 ; North Dakota State, Mar 14, 2023
Doubles: 1, vs Missouri, Feb 18, 2023 ; Manhattan, Mar 12, 2023
Total bases: 2, 4 times
RBI: 2, vs Missouri, Feb 18, 2023 ; North Dakota State, Mar 14, 2023
Runs scored: 1, North Dakota State, Mar 14, 2023 ; New Orleans, Mar 18, 2023
Walks: 2, North Dakota State, Mar 14, 2023
Struck out: 2, New Orleans, Mar 17, 2023
At bats: 4, North Dakota State, Mar 15, 2023
Caught stealing: 1 [t-2nd], Indiana, Feb 26, 2023
Field chances: 6, vs Vanderbilt, Feb 19, 2023
Putouts: 1, 5 times
Assists: 3, vs Vanderbilt, Feb 19, 2023



INFIELDER
**JALIN
FLORES 1**

CLASS **Freshman**
HOMETOWN **San Antonio, Texas**
HIGH SCHOOL **Brandeis Creek**

BATS
RIGHT

THROWS
RIGHT

HEIGHT
6'2"

WEIGHT
195

CAREER STATISTICS

YEAR	AVG	GP	GS	AB	R	H	2B	3B	HR	RBI	SLG%	BB	HBP	SO	GDP	OB%	SF	SH	SB
2023	.154	16	10	39	7	6	0	0	1	5	.231	2	2	15	0	.233	0	0	0
Total	.154	16	10	39	7	6	0	0	1	5	.231	2	2	15	0	.233	0	0	0

CAREER HIGHS

Hits: 2, A&M-Corpus Christi, Feb 21, 2023
Home runs: 1, A&M-Corpus Christi, Feb 21, 2023
Total bases: 5, A&M-Corpus Christi, Feb 21, 2023
RBI: 2, New Orleans, Mar 18, 2023
Runs scored: 2, vs Missouri, Feb 18, 2023 ; A&M-Corpus Christi, Feb 21, 2023
Walks: 1, vs Missouri, Feb 18, 2023 ; Indiana, Feb 24, 2023
Hit by pitch: 1, vs Missouri, Feb 18, 2023 ; Sam Houston, Mar 07, 2023
Struck out: 2, 4 times
At bats: 5, Manhattan, Mar 10, 2023
Field chances: 4, Indiana, Feb 26, 2023
Putouts: 1, vs Missouri, Feb 18, 2023
Assists: 4, Indiana, Feb 26, 2023



OUTFIELDER
**PORTER
BROWN 4**

CLASS **R-Junior**
HOMETOWN **San Antonio, Texas**
PREVIOUS **TCU**
HIGH SCHOOL **Reagan**

BATS
LEFT

THROWS
LEFT

HEIGHT
5'11"

WEIGHT
200

CAREER STATISTICS

YEAR	AVG	GP	GS	AB	R	H	2B	3B	HR	RBI	SLG%	BB	HBP	SO	GDP	OB%	SF	SH	SB
2023	.333	22	22	78	15	26	5	0	5	21	.590	17	1	19	2	.454	1	0	2
Total	.333	22	22	78	15	26	5	0	5	21	.590	17	1	19	2	.454	1	0	2

CAREER HIGHS

Hits: 3, Indiana, Feb 24, 2023 ; New Orleans, Mar 17, 2023 ; UIW, Mar 21, 2023
Doubles: 2 [t-1st], Manhattan, Mar 12, 2023
Home runs: 1, 5 times
Total bases: 6, Indiana, Feb 24, 2023 ; UIW, Mar 21, 2023
RBI: 4, Manhattan, Mar 12, 2023 ; UIW, Mar 21, 2023
Runs scored: 2, Manhattan, Mar 12, 2023 ; UIW, Mar 21, 2023
Walks: 2, 4 times
Hit by pitch: 1, New Orleans, Mar 19, 2023
Struck out: 2, 5 times
Sac flies: 1 [t-3rd], Indiana, Feb 25, 2023
At bats: 5, UIW, Mar 21, 2023
Stolen bases: 1, Indiana, Feb 24, 2023 ; Manhattan, Mar 10, 2023
Caught stealing: 1 [t-2nd], Indiana, Feb 24, 2023 ; Indiana, Feb 26, 2023 ; North Dakota State, Mar 14, 2023
Field chances: 6, Sam Houston, Mar 07, 2023
Putouts: 5, Sam Houston, Mar 07, 2023
Assists: 1, Sam Houston, Mar 07, 2023



INFIELDER
TANNER CARLSON 5

CLASS Senior
HOMETOWN Elk Grove, Calif.
PREVIOUS Long Beach State
HIGH SCHOOL Elk Grove

BATS RIGHT
THROWS RIGHT
HEIGHT 6'1"
WEIGHT 195

CAREER STATISTICS

YEAR	AVG	GP	GS	AB	R	H	2B	3B	HR	RBI	SLG%	BB	HBP	SO	GDP	OB%	SF	SH	SB
2023	.263	12	5	19	6	5	0	0	0	2	.263	3	2	2	0	.417	0	2	0
Total	.263	12	5	19	6	5	0	0	0	2	.263	3	2	2	0	.417	0	2	0

CAREER HIGHS

Hits: 2, at Cal State Fullerton, Mar 03, 2023
Total bases: 2, at Cal State Fullerton, Mar 03, 2023
RBI: 1, at Cal State Fullerton, Mar 03, 2023 ; New Orleans, Mar 18, 2023
Runs scored: 2, A&M-Corpus Christi, Feb 21, 2023
Walks: 1, vs Vanderbilt, Feb 19, 2023 ; A&M-Corpus Christi, Feb 21, 2023 ; Indiana, Feb 25, 2023
Hit by pitch: 1, Indiana, Feb 25, 2023 ; New Orleans, Mar 18, 2023
Struck out: 1, Manhattan, Mar 12, 2023 ; New Orleans, Mar 18, 2023
Sac bunts: 1 [t-4th], vs Missouri, Feb 18, 2023 ; Indiana, Feb 24, 2023
At bats: 3, A&M-Corpus Christi, Feb 21, 2023 ; at Cal State Fullerton, Mar 03, 2023 ; Manhattan, Mar 11, 2023
Field chances: 7, vs Vanderbilt, Feb 19, 2023
Putouts: 2, vs Vanderbilt, Feb 19, 2023
Assists: 5, vs Vanderbilt, Feb 19, 2023



CATCHER
RYLAN GALVAN 6

CLASS Freshman
HOMETOWN Sinton, Texas
HIGH SCHOOL Sinton

BATS RIGHT
THROWS RIGHT
HEIGHT 6'0"
WEIGHT 205

CAREER STATISTICS

YEAR	AVG	GP	GS	AB	R	H	2B	3B	HR	RBI	SLG%	BB	HBP	SO	GDP	OB%	SF	SH	SB
2023	.192	13	8	26	5	5	0	0	1	8	.308	4	1	10	0	.323	0	0	1
Total	.192	13	8	26	5	5	0	0	1	8	.308	4	1	10	0	.323	0	0	1

CAREER HIGHS

Hits: 3, Mercer, Mar 08, 2023
Home runs: 1, Mercer, Mar 08, 2023
Total bases: 6, Mercer, Mar 08, 2023
RBI: 4, Mercer, Mar 08, 2023
Runs scored: 2, Mercer, Mar 08, 2023 ; UIW, Mar 21, 2023
Walks: 1, 4 times
Hit by pitch: 1, UIW, Mar 21, 2023
Struck out: 3 [t-10th], at Cal State Fullerton, Mar 04, 2023
At bats: 4, at Cal State Fullerton, Mar 04, 2023 ; Mercer, Mar 08, 2023 ; Manhattan, Mar 11, 2023
Stolen bases: 1, Manhattan, Mar 11, 2023
Field chances: 19 [t-1st], Manhattan, Mar 11, 2023
Putouts: 19 [1st], Manhattan, Mar 11, 2023
Assists: 2, North Dakota State, Mar 15, 2023



INFIELDER/OUTFIELDER
DYLAN CAMPBELL 8

CLASS Junior
HOMETOWN Houston, Texas
HIGH SCHOOL Strake Jesuit

BATS RIGHT
THROWS RIGHT
HEIGHT 5'11"
WEIGHT 205

CAREER STATISTICS

YEAR	AVG	GP	GS	AB	R	H	2B	3B	HR	RBI	SLG%	BB	HBP	SO	GDP	OB%	SF	SH	SB
2021	.189	32	12	53	10	10	3	0	1	7	.302	5	1	9	2	.262	2	0	2
2022	.267	65	47	176	40	47	8	1	10	29	.494	29	2	36	3	.370	4	0	14
2023	.238	22	22	80	23	19	4	0	5	13	.475	17	2	17	1	.384	0	2	9
Total	.246	119	81	309	73	76	15	1	16	49	.456	51	5	62	6	.356	6	2	25

CAREER HIGHS

Hits: 3, East Carolina, Jun 11, 2022 ; Mercer, Mar 08, 2023 ; at West Virginia, May 08, 2022
Doubles: 1, 14 times
Triples: 1 [t-1st], vs Oklahoma State, May 28, 2022
Home runs: 2 [t-2nd], TCU, Apr 09, 2022 ; at Air Force, Jun 05, 2022
Total bases: 8, TCU, Apr 09, 2022 ; at Air Force, Jun 05, 2022
RBI: 4, TCU, Apr 09, 2022
Runs scored: 3 [t-10th], at Air Force, Jun 05, 2022 ; UIW, Mar 21, 2023
Walks: 3 [t-5th], UIW, Mar 21, 2023
Hit by pitch: 1, 5 times
Struck out: 4 [t-1st], vs Arkansas, Feb 17, 2023
Sac flies: 1 [t-3rd], 6 times
Sac bunts: 1 [t-4th], Indiana, Feb 24, 2023 ; North Dakota State, Mar 14, 2023
At bats: 5, 11 times
Stolen bases: 2 [t-4th], 5 times
Caught stealing: 1 [t-2nd], vs LSU, Mar 05, 2022 ; at Texas Tech, Mar 27, 2022 ; at West Virginia, May 07, 2022
Field chances: 6, BYU, Feb 25, 2021
Putouts: 5, Baylor, Apr 24, 2022 ; at Cal State Fullerton, Mar 03, 2023
Assists: 5, BYU, Feb 25, 2021



INFILDER/OUTFIELDER

JARED THOMAS 9

CLASS Freshman
HOMETOWN Waxahachie, Texas
HIGH SCHOOL Waxahachie

BATS
LEFT

THROWS
LEFT

HEIGHT
6'2"


WEIGHT
185

CAREER STATISTICS

YEAR	AVG	GP	GS	AB	R	H	2B	3B	HR	RBI	SLG%	BB	HBP	SO	GDP	OB%	SF	SH	SB
2023	.203	22	19	59	10	12	4	0	0	6	.271	9	1	12	1	.319	0	2	4
Total	.203	22	19	59	10	12	4	0	0	6	.271	9	1	12	1	.319	0	2	4

CAREER HIGHS

Hits: 3, Manhattan, Mar 10, 2023
Doubles: 1, 4 times
Total bases: 3, Manhattan, Mar 10, 2023 ; UIW, Mar 21, 2023
RBI: 2, New Orleans, Mar 18, 2023
Runs scored: 2, Manhattan, Mar 12, 2023 ; North Dakota State, Mar 14, 2023 ; North Dakota State, Mar 15, 2023
Walks: 2, North Dakota State, Mar 14, 2023
Hit by pitch: 1, Manhattan, Mar 12, 2023
Struck out: 2, 4 times
Sac bunts: 1 [t-4th], Mercer, Mar 08, 2023 ; North Dakota State, Mar 15, 2023
At bats: 5, Manhattan, Mar 10, 2023
Stolen bases: 1, 4 times
Field chances: 14, Indiana, Feb 26, 2023
Putouts: 13, Indiana, Feb 26, 2023
Assists: 3, A&M-Corpus Christi, Feb 21, 2023



OUTFIELDER

MAX BELYEU 12

CLASS Freshman
HOMETOWN Aledo, Texas
HIGH SCHOOL Aledo

BATS
LEFT

THROWS
RIGHT

HEIGHT
6'2"


WEIGHT
205

CAREER STATISTICS

YEAR	AVG	GP	GS	AB	R	H	2B	3B	HR	RBI	SLG%	BB	HBP	SO	GDP	OB%	SF	SH	SB
2023	.333	8	1	9	1	3	0	0	0	0	.333	1	0	3	0	.400	0	0	0
Total	.333	8	1	9	1	3	0	0	0	0	.333	1	0	3	0	.400	0	0	0

CAREER HIGHS

Hits: 2, New Orleans, Mar 18, 2023
Total bases: 2, New Orleans, Mar 18, 2023
Runs scored: 1, New Orleans, Mar 18, 2023
Walks: 1, LSU, Feb 28, 2023
Struck out: 1, vs Vanderbilt, Feb 19, 2023 ; at Cal State Fullerton, Mar 03, 2023 ; at Cal State Fullerton, Mar 05, 2023
At bats: 2, New Orleans, Mar 18, 2023
Field chances: 1, Manhattan, Mar 12, 2023
Putouts: 1, Manhattan, Mar 12, 2023



INFILDER

CADE O'HARA 14

CLASS Freshman
HOMETOWN Tustin, Calif.
HIGH SCHOOL Mater Dei

BATS
RIGHT

THROWS
RIGHT

HEIGHT
5'11"


WEIGHT
175

CAREER STATISTICS

YEAR	AVG	GP	GS	AB	R	H	2B	3B	HR	RBI	SLG%	BB	HBP	SO	GDP	OB%	SF	SH	SB
2023	0	6	1	3	1	0	0	0	0	0	.000	0	0	0	0	0	0	0	0
Total	.000	6	1	3	1	0	0	0	0	0	.000	0	0	0	0	.000	0	0	0

CAREER HIGHS

Runs scored: 1, at Cal State Fullerton, Mar 05, 2023
At bats: 1, vs Vanderbilt, Feb 19, 2023 ; Mercer, Mar 08, 2023 ; New Orleans, Mar 18, 2023
Field chances: 5, vs Vanderbilt, Feb 19, 2023
Putouts: 2, vs Vanderbilt, Feb 19, 2023
Assists: 1, vs Vanderbilt, Feb 19, 2023



UTILITY
**PEYTON
POWELL 15**

CLASS **R-Junior**
HOMETOWN **Robinson, Texas**
HIGH SCHOOL **Robinson**


BATS **LEFT** THROWS **RIGHT** HEIGHT **6'1"** WEIGHT **195**

CAREER STATISTICS

YEAR	AVG	GP	GS	AB	R	H	2B	3B	HR	RBI	SLG%	BB	HBP	SO	GDP	OB%	SF	SH	SB
2020	.364	6	3	11	5	4	3	0	1	2	.909	4	0	2	0	.533	0	0	1
2021	.273	9	2	11	4	3	0	0	1	2	.545	1	0	1	0	.333	0	0	0
2022	.250	6	1	8	0	2	0	0	0	0	.250	1	0	4	0	.333	0	0	0
2023	.419	21	15	62	17	26	6	0	3	15	.661	13	0	3	1	.520	0	0	1
Total	.380	42	21	92	26	35	9	0	5	19	.641	19	0	10	1	.486	0	0	2

CAREER HIGHS

Hits: 3, Sam Houston, Mar 07, 2023 ; New Orleans, Mar 19, 2023
Doubles: 2 [t-1st], New Orleans, Mar 19, 2023
Home runs: 1, 5 times
Total bases: 6, Cal State Fullerton, Mar 08, 2020 ; New Orleans, Mar 18, 2023
RBI: 3, Manhattan, Mar 10, 2023
Runs scored: 3 [t-10th], Manhattan, Mar 12, 2023
Walks: 3 [t-5th], Manhattan, Mar 10, 2023 ; Abilene Christian, Mar 11, 2020 ; North Dakota State, Mar 14, 2023
Struck out: 2, at Cal State Fullerton, Mar 03, 2023 ; at CofC, Mar 15, 2022
At bats: 5, at Cal State Fullerton, Mar 05, 2023 ; UIW, Mar 21, 2023
Stolen bases: 1, Boise State, Feb 21, 2020 ; North Dakota State, Mar 14, 2023
Caught stealing: 1 [t-2nd], Mercer, Mar 08, 2023
Field chances: 9, New Orleans, Mar 19, 2023
Putouts: 8, New Orleans, Mar 19, 2023
Assists: 3, 4 times



INFIELDER
**MITCHELL
DALY 19**

CLASS **Junior**
HOMETOWN **Madison, Ala.**
HIGH SCHOOL **Bob Jones**


BATS **RIGHT** THROWS **RIGHT** HEIGHT **6'1"** WEIGHT **185**

CAREER STATISTICS

YEAR	AVG	GP	GS	AB	R	H	2B	3B	HR	RBI	SLG%	BB	HBP	SO	GDP	OB%	SF	SH	SB
2021	.316	61	59	209	35	66	15	0	2	31	.416	31	5	41	3	.413	2	9	8
2022	.237	67	59	207	34	49	13	1	4	37	.367	32	7	47	5	.351	5	8	4
2023	.270	22	20	74	14	20	3	0	2	7	.392	10	0	17	1	.357	0	3	2
Total	.276	150	138	490	83	135	31	1	8	75	.392	73	12	105	9	.378	7	20	14

CAREER HIGHS

Hits: 4 [t-3rd], at Kansas, Apr 01, 2021
Doubles: 2 [t-1st], Oklahoma, Mar 26, 2021
Triples: 1 [t-1st], Texas Southern, May 10, 2022
Home runs: 1, 8 times
Total bases: 6, at Texas Tech, Mar 27, 2022 ; Kansas, May 19, 2022
RBI: 5 [t-5th], Kansas, May 19, 2022
Runs scored: 3 [t-10th], at Texas State, Apr 20, 2021
Walks: 3 [t-5th], Rice, Feb 20, 2022 ; Manhattan, Mar 11, 2023
Hit by pitch: 1, 12 times
Struck out: 3 [t-10th], 4 times
Sac flies: 1 [t-3rd], 7 times
Sac bunts: 2 [t-1st], vs Mississippi State, Jun 26, 2021
At bats: 6 [t-3rd], at Texas Tech, Mar 26, 2022
Stolen bases: 2 [t-4th], at UTRGV, Apr 26, 2022
Caught stealing: 1 [t-2nd], 8 times
Field chances: 9, 6 times
Putouts: 6, at South Carolina, Mar 12, 2022
Assists: 8 [t-1st], Air Force, Apr 19, 2022 ; at Texas State, Mar 03, 2021



INFIELDER
**JACK
O'DOWD 27**

CLASS **Junior**
HOMETOWN **Nashville, Tenn.**
PREVIOUS **Vanderbilt**
HIGH SCHOOL **Lipscomb Academy**

BATS **LEFT** THROWS **RIGHT** HEIGHT **6'2"** WEIGHT **195**

CAREER STATISTICS

YEAR	AVG	GP	GS	AB	R	H	2B	3B	HR	RBI	SLG%	BB	HBP	SO	GDP	OB%	SF	SH	SB
2022	.231	21	7	39	8	9	0	0	1	5	.308	6	1	6	2	.348	0	1	0
2023	.300	22	21	80	15	24	2	2	2	13	.450	8	0	10	1	.356	2	2	0
Total	.277	43	28	119	23	33	2	2	3	18	.403	14	1	16	3	.353	2	3	0

CAREER HIGHS

Hits: 4 [t-3rd], UIW, Mar 21, 2023
Doubles: 1, Manhattan, Mar 11, 2023 ; UIW, Mar 21, 2023
Triples: 1 [t-1st], A&M-Corpus Christi, Feb 21, 2023 ; at Cal State Fullerton, Mar 04, 2023
Home runs: 1, Stephen F. Austin, Apr 12, 2022 ; at Cal State Fullerton, Mar 05, 2023 ; UIW, Mar 21, 2023
Total bases: 8, UIW, Mar 21, 2023
RBI: 4, Stephen F. Austin, Apr 12, 2022
Runs scored: 3 [t-10th], UIW, Mar 21, 2023
Walks: 2, at Cal State Fullerton, Mar 04, 2023 ; at Citadel, Mar 16, 2022 ; New Orleans, Mar 17, 2023
Hit by pitch: 1, Central Arkansas, Mar 22, 2022
Struck out: 2, LSU, Feb 28, 2023 ; Texas State, Mar 09, 2022
Sac flies: 1 [t-3rd], A&M-Corpus Christi, Feb 21, 2023 ; New Orleans, Mar 19, 2023
Sac bunts: 1 [t-4th], Manhattan, Mar 10, 2023 ; North Dakota State, Mar 14, 2023 ; at Citadel, Mar 16, 2022
At bats: 5, 4 times
Field chances: 8, UIW, Mar 21, 2023
Putouts: 5, North Dakota State, Mar 14, 2023
Assists: 6, at Cal State Fullerton, Mar 03, 2023



OUTFIELDER/LHP

**ACE
WHITEHEAD 28**

CLASS **Sophomore**
HOMETOWN **Lampasas, Texas**
HIGH SCHOOL **Lampasas**

BATS
LEFT

THROWS
LEFT

HEIGHT
5'11"

WEIGHT
185

CAREER HIGHS

Hits: 3, Stephen F. Austin, Apr 12, 2022 ; Houston Baptist, May 03, 2022
Doubles: 1, Stephen F. Austin, Apr 12, 2022 ; Houston Baptist, May 03, 2022
Total bases: 4, Stephen F. Austin, Apr 12, 2022 ; Houston Baptist, May 03, 2022
RBI: 3, Manhattan, Mar 12, 2023
Runs scored: 2, Houston Baptist, May 03, 2022
Walks: 2, New Orleans, Mar 18, 2023
Struck out: 2, Houston Baptist, May 03, 2022
At bats: 5, Houston Baptist, May 03, 2022
Stolen bases: 1, vs Arkansas, Feb 17, 2023 ; Manhattan, Mar 12, 2023
Caught stealing: 1 [t-2nd], at UTRGV, Apr 26, 2022

CAREER STATISTICS

YEAR	AVG	GP	GS	AB	R	H	2B	3B	HR	RBI	SLG%	BB	HBP	SO	GDP	OB%	SF	SH	SB
2022	.556	25	1	18	8	10	2	0	0	2	.667	3	0	5	0	.619	0	0	0
2023	.143	14	3	7	2	1	0	0	0	3	.143	3	0	2	0	.400	0	0	2
Total	.440	39	4	25	10	11	2	0	0	5	.520	6	0	7	0	.548	0	0	2



UTILITY

**CAM
CONSTANTINE 29**

CLASS **R-Sophomore**
HOMETOWN **McKinney, Texas**
HIGH SCHOOL **McKinney North**

BATS
RIGHT

THROWS
RIGHT

HEIGHT
6'0"


WEIGHT
200

CAREER HIGHS

RBI: 1, Manhattan, Mar 11, 2023 ; Central Arkansas, Mar 22, 2022
Runs scored: 1, Manhattan, Mar 12, 2023
Walks: 1, Manhattan, Mar 12, 2023 ; New Orleans, Mar 18, 2023 ; New Orleans, Mar 19, 2023
Hit by pitch: 1, at Citadel, Mar 16, 2022
Struck out: 1, 10 times
Sac flies: 1 [t-3rd], Manhattan, Mar 11, 2023 ; Central Arkansas, Mar 22, 2022
At bats: 3, New Orleans, Mar 19, 2023
Stolen bases: 1, Manhattan, Mar 12, 2023
Field chances: 5, vs Vanderbilt, Feb 19, 2023 ; Sam Houston, Mar 07, 2023
Putouts: 5, vs Vanderbilt, Feb 19, 2023
Assists: 1, Sam Houston, Mar 07, 2023

CAREER STATISTICS

YEAR	AVG	GP	GS	AB	R	H	2B	3B	HR	RBI	SLG%	BB	HBP	SO	GDP	OB%	SF	SH	SB
2021	0	1	0	1	0	0	0	0	0	0	.000	0	0	1	0	0	0	0	0
2022	0	10	1	7	0	0	0	0	0	1	.000	0	1	4	0	.111	1	0	0
2023	0	9	3	10	1	0	0	0	0	1	.000	3	0	5	0	.214	1	0	1
Total	.000	20	4	18	1	0	0	0	0	2	.000	3	1	10	0	.167	2	0	1



OUTFIELDER

**ERIC
KENNEDY 30**

CLASS **R-Senior**
HOMETOWN **Tampa, Fla.**
HIGH SCHOOL **Calvary Christian**

BATS
LEFT

THROWS
RIGHT

HEIGHT
5'11"

WEIGHT
203

CAREER HIGHS

Hits: 4 [t-3rd], 5 times
Doubles: 2 [t-1st], LSU, Mar 03, 2019
Triples: 1 [t-1st], 7 times
Home runs: 2 [t-2nd], North Dakota State, Mar 15, 2023 ; New Orleans, Mar 19, 2023 ; Kansas, May 20, 2022
Total bases: 10 [t-4th], New Orleans, Mar 19, 2023
RBI: 4, 4 times
Runs scored: 4 [t-1st], Rice, Feb 20, 2022
Walks: 3 [t-5th], 4 times
Hit by pitch: 3 [t-1st], Manhattan, Mar 11, 2023
Struck out: 3 [t-10th], 7 times
Sac flies: 1 [t-3rd], 7 times
Sac bunts: 2 [t-1st], at Stanford, Mar 09, 2019
At bats: 7 [t-1st], at Texas Tech, Mar 26, 2022
Stolen bases: 3 [t-2nd], Abilene Christian, Mar 11, 2020
Caught stealing: 2 [1st], West Virginia, Apr 26, 2019
Field chances: 7, at TCU, May 09, 2021
Putouts: 7, at TCU, May 09, 2021
Assists: 1, 12 times

CAREER STATISTICS

YEAR	AVG	GP	GS	AB	R	H	2B	3B	HR	RBI	SLG%	BB	HBP	SO	GDP	OB%	SF	SH	SB
2019	.310	49	46	184	41	57	8	3	2	28	.418	21	1	23	3	.382	1	7	9
2020	.288	17	17	59	11	17	1	0	1	13	.356	9	1	12	0	.380	2	0	8
2021	.253	65	61	233	42	59	7	2	4	27	.352	21	8	58	1	.333	2	9	18
2022	.300	45	42	170	42	51	6	1	7	29	.471	20	5	31	3	.386	2	5	10
2023	.367	22	22	90	20	33	9	1	7	21	.722	7	4	21	1	.436	0	1	2
Total	.295	198	188	736	156	217	31	7	21	118	.442	78	19	145	8	.374	7	22	47



CATCHER
**GARRET
GUILLEMETTE 35**

CLASS **Junior**
HOMETOWN **Yorba Linda, Calif.**
PREVIOUS **USC**
HIGH SCHOOL **Servite**


BATS **RIGHT** THROWS **RIGHT** HEIGHT **6'1"** WEIGHT **215**

CAREER HIGHS

Hits: 2, 6 times
Doubles: 1, 7 times
Triples: 1 [t-1st], North Dakota State, Mar 15, 2023
Home runs: 2 [t-2nd], UIW, Mar 21, 2023
Total bases: 8, UIW, Mar 21, 2023
RBI: 5 [t-5th], UIW, Mar 21, 2023
Runs scored: 4 [t-1st], UIW, Mar 21, 2023
Walks: 2, UIW, Mar 21, 2023
Hit by pitch: 2 [t-3rd], Manhattan, Mar 10, 2023
Struck out: 2, at Cal State Fullerton, Mar 04, 2023
Sac flies: 1 [t-3rd], Indiana, Feb 24, 2023
At bats: 5, at Cal State Fullerton, Mar 04, 2023 ; at Cal State Fullerton, Mar 05, 2023
Field chances: 18 [3rd], LSU, Feb 28, 2023
Putouts: 17 [3rd], LSU, Feb 28, 2023
Assists: 3, North Dakota State, Mar 14, 2023
Runners CS: 2 [t-1st], North Dakota State, Mar 14, 2023

CAREER STATISTICS

YEAR	AVG	GP	GS	AB	R	H	2B	3B	HR	RBI	SLG%	BB	HBP	SO	GDP	OB%	SF	SH	SB
2023	.288	22	20	73	16	21	7	1	2	15	.493	12	2	8	1	.398	1	0	0
Total	.288	22	20	73	16	21	7	1	2	15	.493	12	2	8	1	.398	1	0	0



CATCHER
**PRESTON
HOFFART 40**

CLASS **R-Junior**
HOMETOWN **Magnolia, Calif.**
PREVIOUS **Blinn**
HIGH SCHOOL **Magnolia**


BATS **RIGHT** THROWS **RIGHT** HEIGHT **5'11"** WEIGHT **195**

CAREER HIGHS

At bats: 1, A&M-Corpus Christi, Feb 21, 2023 ; New Orleans, Mar 18, 2023
Field chances: 4, New Orleans, Mar 18, 2023
Putouts: 4, New Orleans, Mar 18, 2023

CAREER STATISTICS

YEAR	AVG	GP	GS	AB	R	H	2B	3B	HR	RBI	SLG%	BB	HBP	SO	GDP	OB%	SF	SH	SB
2023	0	2	0	2	0	0	0	0	0	0	.000	0	0	0	0	0	0	0	0
Total	.000	2	0	2	0	0	0	0	0	0	.000	0	0	0	0	.000	0	0	0



RIGHT-HANDED PITCHER

**TANNER
WITT 11**


CLASS **R-Sophomore**
HOMETOWN **Houston, Texas**
HIGH SCHOOL **Episcopal**

CAREER HIGHS

Innings pitched: 6.0, Alabama, Feb 27, 2022
Walks allowed: 3, vs Mississippi State, Jun 25, 2021
Strikeouts: 9, Alabama, Feb 27, 2022
Batters faced: 23, Alabama, Feb 27, 2022
Field chances: 2, West Virginia, May 20, 2021
Putouts: 2, West Virginia, May 20, 2021
Assists: 1, 5 times

CAREER STATISTICS

YEAR	ERA	W	L	APP	GS	CG	SHO	SV	IP	H	R	ER	BB	SO	2B	3B	HR	BF	BAVG	WP	HBP	BK	SFA	SHA
2021	3.16	5	0	28	0	0	0	5	57.0	40	22	20	25	73	8	2	4	237	.194	4	4	0	1	1
2022	1.64	2	0	2	2	0	0	0	11.0	9	2	2	3	14	1	0	2	45	.220	0	0	0	0	1
Total	2.91	7	0	30	2	0	0	5	68.0	49	24	22	28	87	9	2	6	282	.198	4	4	0	1	2



LEFT-HANDED PITCHER

**CHASE
LUMMUS 24**

CLASS **R-Sophomore**
HOMETOWN **Godley, Texas**
HIGH SCHOOL **Godley**

CAREER HIGHS

Innings pitched: 2.0, vs Vanderbilt, Feb 19, 2023
Walks allowed: 2, Manhattan, Mar 12, 2023
Strikeouts: 1, vs Vanderbilt, Feb 19, 2023 ; Manhattan, Mar 12, 2023
Batters faced: 7, vs Vanderbilt, Feb 19, 2023
Field chances: 1, at Cal State Fullerton, Mar 05, 2023
Assists: 1, at Cal State Fullerton, Mar 05, 2023

CAREER STATISTICS

YEAR	ERA	W	L	APP	GS	CG	SHO	SV	IP	H	R	ER	BB	SO	2B	3B	HR	BF	BAVG	WP	HBP	BK	SFA	SHA
2023	2.08	0	1	4	0	0	0	0	4.1	1	1	1	2	2	0	0	0	17	.077	0	1	0	0	1
Total	2.08	0	1	4	0	0	0	0	4.1	1	1	1	2	2	0	0	0	17	.077	0	1	0	0	1



LEFT-HANDED PITCHER

**ACE
WHITEHEAD 28**


CLASS **Sophomore**
HOMETOWN **Lampasas, Texas**
HIGH SCHOOL **Lampasas**

CAREER HIGHS

Innings pitched: 2.1, Mercer, Mar 08, 2023 ; North Dakota State, Mar 15, 2023
Walks allowed: 3, UIW, Mar 21, 2023
Strikeouts: 3, North Dakota State, Mar 15, 2023
Batters faced: 13, North Dakota State, Mar 15, 2023
Field chances: 3, Manhattan, Mar 12, 2023
Putouts: 3, Manhattan, Mar 12, 2023
Assists: 1, Mercer, Mar 08, 2023 ; North Dakota State, Mar 15, 2023

CAREER STATISTICS

YEAR	ERA	W	L	APP	GS	CG	SHO	SV	IP	H	R	ER	BB	SO	2B	3B	HR	BF	BAVG	WP	HBP	BK	SFA	SHA
2022	13.50	0	0	1	0	0	0	0	0.2	3	1	1	0	0	1	1	0	5	.600	0	0	0	0	0
2023	6.43	1	0	4	2	0	0	0	7.0	10	5	5	4	8	3	0	0	34	.345	1	0	0	1	0
Total	7.04	1	0	5	2	0	0	0	7.2	13	6	6	4	8	4	1	0	39	.382	1	0	0	1	0



RIGHT-HANDED PITCHER

**DJ
BURKE 31**


CLASS **Junior**
HOMETOWN **San Antonio, Texas**
PREVIOUS **San Jacinto**
HIGH SCHOOL **Clark**

CAREER HIGHS

Innings pitched: 2.2, Indiana, Feb 25, 2023
Walks allowed: 1, LSU, Feb 28, 2023 ; at Cal State Fullerton, Mar 03, 2023 ; UIW, Mar 21, 2023
Strikeouts: 3, Indiana, Feb 25, 2023
Batters faced: 9, Indiana, Feb 25, 2023
Field chances: 1, UIW, Mar 21, 2023
Assists: 1, UIW, Mar 21, 2023

CAREER STATISTICS

YEAR	ERA	W	L	APP	GS	CG	SHO	SV	IP	H	R	ER	BB	SO	2B	3B	HR	BF	BAVG	WP	HBP	BK	SFA	SHA
2023	2.70	0	0	8	0	0	0	1	10.0	10	3	3	3	9	1	0	2	45	.250	1	2	0	0	0
Total	2.70	0	0	8	0	0	0	1	10.0	10	3	3	3	9	1	0	2	45	.250	1	2	0	0	0



RIGHT-HANDED PITCHER

**CHARLIE
HURLEY 32**


CLASS **Junior**
HOMETOWN **Yorba Linda, Calif.**
PREVIOUS **USC**
HIGH SCHOOL **Servite**

CAREERHIGHS

Innings pitched: 5.1, North Dakota State, Mar 14, 2023
Walks allowed: 3, Manhattan, Mar 10, 2023
Strikeouts: 6, Indiana, Feb 26, 2023
Batters faced: 20, North Dakota State, Mar 14, 2023
Field chances: 2, A&M-Corpus Christi, Feb 21, 2023 ; at Cal State Fullerton, Mar 04, 2023
Putouts: 2, A&M-Corpus Christi, Feb 21, 2023
Assists: 1, at Cal State Fullerton, Mar 04, 2023
Runners CS: 1, North Dakota State, Mar 14, 2023

CAREER STATISTICS

YEAR	ERA	W	L	APP	GS	CG	SHO	SV	IP	H	R	ER	BB	SO	2B	3B	HR	BF	BAVG	WP	HBP	BK	SFA	SHA
2023	1.80	2	0	9	1	0	0	2	25.0	18	5	5	7	23	4	0	1	97	.200	2	0	0	0	0
Total	1.80	2	0	9	1	0	0	2	25.0	18	5	5	7	23	4	0	1	97	.200	2	0	0	0	0



LEFT-HANDED PITCHER

**DAVID
SHAW 36**

CLASS **Sophomore**
HOMETOWN **Houston, Texas**
PREVIOUS **Rice**
HIGH SCHOOL **Kinkaid**

CAREERHIGHS

Innings pitched: 2.0, at Cal State Fullerton, Mar 03, 2023 ; Manhattan, Mar 11, 2023
Walks allowed: 2, North Dakota State, Mar 15, 2023
Strikeouts: 3, 4 times
Batters faced: 11, Manhattan, Mar 11, 2023
Field chances: 1, Indiana, Feb 25, 2023
Putouts: 1, Indiana, Feb 25, 2023

CAREER STATISTICS

YEAR	ERA	W	L	APP	GS	CG	SHO	SV	IP	H	R	ER	BB	SO	2B	3B	HR	BF	BAVG	WP	HBP	BK	SFA	SHA
2023	0.61	1	1	10	0	0	0	0	14.2	7	3	1	5	19	2	0	0	59	.140	0	4	1	0	0
Total	0.61	1	1	10	0	0	0	0	14.2	7	3	1	5	19	2	0	0	59	.140	0	4	1	0	0



RIGHT-HANDED PITCHER

**ZANE
MOREHOUSE 37**


CLASS **R-Junior**
HOMETOWN **Dawson, Texas**
PREVIOUS **Bossier/Dyersburg**
HIGH SCHOOL **Dawson**

CAREERHIGHS

Innings pitched: 5.2, at UTRGV, Apr 26, 2022
Walks allowed: 3, Stephen F. Austin, Apr 12, 2022 ; at Cal State Fullerton, Mar 04, 2023
Strikeouts: 6, at UTRGV, Apr 26, 2022
Batters faced: 23, vs Missouri, Feb 18, 2023
Field chances: 4, vs Missouri, Feb 18, 2023
Putouts: 1, Baylor, Apr 22, 2022 ; Indiana, Feb 25, 2023
Assists: 3, vs Missouri, Feb 18, 2023
Runners CS: 1, Sam Houston, May 17, 2022 ; Kansas, May 21, 2022

CAREER STATISTICS

YEAR	ERA	W	L	APP	GS	CG	SHO	SV	IP	H	R	ER	BB	SO	2B	3B	HR	BF	BAVG	WP	HBP	BK	SFA	SHA
2022	6.00	3	1	20	6	0	0	0	39.0	39	27	26	16	43	8	1	4	170	.264	4	6	0	0	0
2023	4.05	2	0	7	4	0	0	2	20.0	23	10	9	9	24	6	0	1	93	.295	1	3	0	2	1
Total	5.34	5	1	27	10	0	0	2	59.0	62	37	35	25	67	14	1	5	263	.274	5	9	0	2	1



RIGHT-HANDED PITCHER

**MAX
GRUBBS 38**


CLASS **Freshman**
HOMETOWN **Arlington, Texas**
HIGH SCHOOL **Martin**

CAREERHIGHS

Innings pitched: 2.0, Mercer, Mar 08, 2023
Walks allowed: 1, North Dakota State, Mar 15, 2023
Strikeouts: 2, North Dakota State, Mar 15, 2023
Batters faced: 7, Mercer, Mar 08, 2023 ; North Dakota State, Mar 15, 2023
Field chances: 2, North Dakota State, Mar 15, 2023
Assists: 1, Mercer, Mar 08, 2023 ; Manhattan, Mar 11, 2023 ; North Dakota State, Mar 15, 2023

CAREER STATISTICS


YEAR	ERA	W	L	APP	GS	CG	SHO	SV	IP	H	R	ER	BB	SO	2B	3B	HR	BF	BAVG	WP	HBP	BK	SFA	SHA
2023	0.00	1	0	3	0	0	0	0	4.1	3	2	0	1	3	0	0	0	19	.176	1	1	0	0	0
Total	0.00	1	0	3	0	0	0	0	4.1	3	2	0	1	3	0	0	0	19	.176	1	1	0	0	0



RIGHT-HANDED PITCHER
**CODY
HOWARD 41**
CLASS **R-Freshman**
HOMETOWN **The Woodlands, Texas**
HIGH SCHOOL **The Woodlands**

CAREER HIGHS
Innings pitched: 2.0, Manhattan, Mar 12, 2023 ; North Dakota State, Mar 15, 2023
Walks allowed: 1, Manhattan, Mar 12, 2023 ; North Dakota State, Mar 15, 2023 ; UIW, Mar 21, 2023
Strikeouts: 3, Manhattan, Mar 12, 2023 ; North Dakota State, Mar 15, 2023
Batters faced: 8, Manhattan, Mar 12, 2023 ; North Dakota State, Mar 15, 2023
Field chances: 2, Manhattan, Mar 12, 2023
Putouts: 1, Manhattan, Mar 12, 2023
Assists: 1, Manhattan, Mar 12, 2023

CAREER STATISTICS																								
YEAR	ERA	W	L	APP	GS	CG	SHO	SV	IP	H	R	ER	BB	SO	2B	3B	HR	BF	BAVG	WP	HBP	BK	SFA	SHA
2023	3.00	1	0	4	0	0	0	0	6.0	6	2	2	3	8	1	0	0	27	.250	1	0	0	0	0
Total	3.00	1	0	4	0	0	0	0	6.0	6	2	2	3	8	1	0	0	27	.250	1	0	0	0	0



LEFT-HANDED PITCHER
**CHRIS
STUART 42**
CLASS **Junior**
HOMETOWN **Amsterdam, Netherlands**
PREVIOUS **San Jacinto**
HIGH SCHOOL **Calandlyceum**

CAREER HIGHS
Innings pitched: 2.1, Indiana, Feb 24, 2023
Walks allowed: 2, vs Arkansas, Feb 17, 2023 ; LSU, Feb 28, 2023 ; Mercer, Mar 08, 2023
Strikeouts: 3, vs Arkansas, Feb 17, 2023
Batters faced: 8, vs Arkansas, Feb 17, 2023 ; Indiana, Feb 24, 2023

CAREER STATISTICS																								
YEAR	ERA	W	L	APP	GS	CG	SHO	SV	IP	H	R	ER	BB	SO	2B	3B	HR	BF	BAVG	WP	HBP	BK	SFA	SHA
2023	6.23	1	1	9	0	0	0	0	8.2	7	6	6	8	10	3	1	0	43	.226	1	3	0	1	0
Total	6.23	1	1	9	0	0	0	0	8.2	7	6	6	8	10	3	1	0	43	.226	1	3	0	1	0



RIGHT-HANDED PITCHER
**HESTON
TOLE 45**
CLASS **Junior**
HOMETOWN **Wichita Falls, Texas**
PREVIOUS **Arkansas**
HIGH SCHOOL **IMG Academy**

CAREER HIGHS
Innings pitched: 3.0, Manhattan, Mar 11, 2023
Walks allowed: 2, UIW, Mar 21, 2023
Strikeouts: 7, Manhattan, Mar 11, 2023
Batters faced: 12, Manhattan, Mar 11, 2023

CAREER STATISTICS																								
YEAR	ERA	W	L	APP	GS	CG	SHO	SV	IP	H	R	ER	BB	SO	2B	3B	HR	BF	BAVG	WP	HBP	BK	SFA	SHA
2023	4.22	0	0	10	0	0	0	1	10.2	10	5	5	4	15	1	0	0	46	.244	0	1	0	0	0
Total	4.22	0	0	10	0	0	0	1	10.2	10	5	5	4	15	1	0	0	46	.244	0	1	0	0	0



LEFT-HANDED PITCHER
**SAM
WALBRIDGE 47**
CLASS **R-Junior**
HOMETOWN **San Antonio, Texas**
HIGH SCHOOL **Saint Mary's Hall**

CAREER HIGHS
Innings pitched: 2.0, Mercer, Mar 08, 2023 ; New Orleans, Mar 18, 2023
Walks allowed: 1, 7 times
Strikeouts: 4, New Orleans, Mar 18, 2023
Batters faced: 10, Mercer, Mar 08, 2023
Field chances: 1, vs Missouri, Mar 01, 2020
Putouts: 1, vs Missouri, Mar 01, 2020
Runners CS: 1, at Citadel, Mar 16, 2022

CAREER STATISTICS																								
YEAR	ERA	W	L	APP	GS	CG	SHO	SV	IP	H	R	ER	BB	SO	2B	3B	HR	BF	BAVG	WP	HBP	BK	SFA	SHA
2020	0.00	0	0	6	0	0	0	0	3.1	3	0	0	3	4	0	0	0	18	.231	1	2	0	0	0
2021	9.00	0	0	3	0	0	0	0	2.0	3	2	2	0	4	2	0	0	11	.300	0	1	0	0	0
2022	0.00	0	0	3	0	0	0	0	1.1	1	0	0	1	0	0	0	0	5	.250	0	0	0	0	0
2023	7.20	0	1	4	0	0	0	0	5.0	8	4	4	3	8	3	0	0	25	.381	1	0	0	1	0
Total	4.63	0	1	16	0	0	0	0	11.2	15	6	6	7	16	5	0	0	59	.313	2	3	0	1	0



RIGHT-HANDED PITCHER

**LEBARRON
JOHNSON JR. 57**

CLASS **R-Sophomore**
HOMETOWN **Jacksonville, Fla.**
HIGH SCHOOL **Paxon School**

CAREER HIGHS

Innings pitched: 6.0, Sam Houston, Mar 07, 2023
Walks allowed: 3, A&M-Corpus Christi, Feb 21, 2023 ; New Orleans, Mar 19, 2023 ; Sam Houston, May 17, 2022
Strikeouts: 9, LSU, Feb 28, 2023
Batters faced: 27, Sam Houston, Mar 07, 2023
Field chances: 1, 6 times
Putouts: 1, A&M-Corpus Christi, Feb 21, 2023 ; Sam Houston, Mar 07, 2023
Assists: 1, Texas State, Mar 09, 2022 ; North Dakota State, Mar 14, 2023 ; New Orleans, Mar 19, 2023
Runners CS: 1, A&M-Corpus Christi, Feb 21, 2023 ; North Dakota State, Mar 14, 2023

CAREER STATISTICS

YEAR	ERA	W	L	APP	GS	CG	SHO	SV	IP	H	R	ER	BB	SO	2B	3B	HR	BF	BAVG	WP	HBP	BK	SFA	SHA
2022	3.18	0	1	18	0	0	0	0	17.0	12	9	6	11	21	3	0	1	74	.194	6	1	0	0	0
2023	3.28	2	1	7	5	0	0	0	24.2	21	11	9	11	29	5	0	2	104	.236	8	2	0	2	0
Total	3.24	2	2	25	5	0	0	0	41.2	33	20	15	22	50	8	0	3	178	.219	14	3	0	2	0



RIGHT-HANDED PITCHER

**PIERCE
GEORGE 58**

CLASS **Junior**
HOMETOWN **Wichita Falls, Texas**
PREVIOUS **Arkansas**
HIGH SCHOOL **IMG Academy**

CAREER HIGHS

Innings pitched: 0.2, vs Vanderbilt, Feb 19, 2023
Walks allowed: 1, vs Vanderbilt, Feb 19, 2023 ; at Cal State Fullerton, Mar 05, 2023
Strikeouts: 1, vs Vanderbilt, Feb 19, 2023
Batters faced: 6, vs Vanderbilt, Feb 19, 2023

CAREER STATISTICS

YEAR	ERA	W	L	APP	GS	CG	SHO	SV	IP	H	R	ER	BB	SO	2B	3B	HR	BF	BAVG	WP	HBP	BK	SFA	SHA
2023	27.00	0	0	2	0	0	0	0	1.0	2	3	3	2	1	1	0	0	8	.400	0	1	0	0	0
Total	27.00	0	0	2	0	0	0	0	1.0	2	3	3	2	1	1	0	0	8	.400	0	1	0	0	0



RIGHT-HANDED PITCHER

**ANDRE
DUPLANTIER II 88**

CLASS **R-Sophomore**
HOMETOWN **Humble, Texas**
HIGH SCHOOL **Summer Creek**

CAREER HIGHS

Innings pitched: 6.0, at Sam Houston, Mar 01, 2022
Walks allowed: 3, Indiana, Feb 25, 2023
Strikeouts: 3, 6 times
Batters faced: 23, at Texas State, Mar 08, 2022
Field chances: 8, Abilene Christian, Mar 11, 2020
Putouts: 7, Abilene Christian, Mar 11, 2020
Assists: 1, 5 times
Runners CS: 1, at A&M-Corpus Christi, Feb 22, 2022 ; at Sam Houston, Mar 01, 2022

CAREER STATISTICS

YEAR	ERA	W	L	APP	GS	CG	SHO	SV	IP	H	R	ER	BB	SO	2B	3B	HR	BF	BAVG	WP	HBP	BK	SFA	SHA
2020	2.00	0	0	8	0	0	0	3	9.0	4	2	2	3	13	2	0	0	35	.129	0	1	0	0	0
2022	5.93	3	1	17	6	0	0	0	30.1	28	21	20	17	25	2	0	6	141	.248	1	8	1	1	2
2023	3.00	0	0	7	0	0	0	0	6.0	3	2	2	4	6	0	0	1	28	.136	1	2	0	0	0
Total	4.76	3	1	32	6	0	0	3	45.1	35	25	24	24	44	4	0	7	204	.211	2	11	1	1	2

2023 TEAM GAME-BY-GAME HITTING

#	GAME	AB	R	H	RBI	2B	3B	HR	TB	BB	IBB	SB	CS	HBP	SAC	SF	GDP	K	PO	A	E	LOB	Avg
1	2/17 vs. #8 Arkansas^	30	2	5	1	1	0	1	9	2	0	2	0	0	1	0	2	13	27	8	1	4	.167
2	2/18 vs. Missouri^	32	5	5	3	1	0	0	6	8	0	2	0	1	1	0	0	10	25	5	2	10	.161
3	2/19 vs. #10 Vanderbilt^	30	2	3	2	1	0	1	7	4	0	0	0	0	0	0	0	12	27	11	5	5	.141
4	2/21 vs. A&M-Corpus Christi	37	12	17	9	2	2	1	26	6	0	2	0	0	0	1	2	7	27	8	0	8	.233
5	2/24 vs. Indiana	27	4	8	4	2	0	1	13	4	0	1	1	0	2	1	0	3	27	7	0	6	.244
6	2/25 vs. Indiana	28	5	4	3	1	0	0	5	6	0	0	0	1	0	1	0	3	27	11	1	7	.228
7	2/26 vs. Indiana	30	2	6	2	2	0	1	11	1	0	0	3	0	0	0	0	9	27	13	2	2	.224
8	2/28 vs. #1 LSU	29	0	4	0	1	0	0	5	4	1	0	0	0	0	0	1	8	27	7	1	6	.214
9	3/3 at Cal State Fullerton	35	5	10	3	1	0	1	14	2	0	1	0	0	0	0	2	9	24	8	0	5	.223
10	3/4 at Cal State Fullerton	33	4	8	3	2	1	2	18	7	0	0	0	0	0	0	1	14	27	11	1	9	.225
11	3/5 at Cal State Fullerton	46	4	14	4	3	0	2	23	2	0	0	1	1	0	0	0	10	32	7	0	12	.235
12	3/7 vs. Sam Houston	35	7	11	7	1	0	1	15	1	0	0	0	2	0	0	0	2	27	11	2	7	.242
13	3/8 vs. Mercer	36	11	15	10	3	0	1	21	6	0	2	1	0	1	0	0	5	27	17	1	8	.257
14	3/10 vs. Manhattan	37	8	10	6	2	0	0	12	5	0	2	0	2	1	0	0	6	27	7	0	13	.258
15	3/11 vs. Manhattan	31	10	9	10	3	0	0	12	10	0	3	1	3	0	1	0	4	27	7	1	11	.260
16	3/12 vs. Manhattan	41	16	15	14	7	0	1	25	6	0	4	0	1	0	0	0	4	27	9	1	8	.268
17	3/14 vs. North Dakota State	29	7	8	7	2	0	0	10	11	0	2	1	0	2	0	0	2	27	13	0	11	.269
18	3/15 vs. North Dakota State	32	7	10	6	0	1	3	21	3	0	1	0	0	2	0	0	5	27	9	1	6	.271
19	3/17 vs. New Orleans	31	3	9	2	0	0	0	9	4	0	1	0	0	0	0	1	4	27	10	1	8	.272
20	3/18 vs. New Orleans	36	15	12	14	2	0	3	23	6	0	0	0	1	0	0	0	9	27	7	1	4	.275
21	3/19 vs. New Orleans	32	9	10	9	3	0	4	25	7	0	0	0	1	2	1	0	7	27	9	1	10	.277
22	3/21 vs. Incarnate Word	40	17	15	16	2	0	5	32	6	0	1	0	2	0	0	0	4	27	11	1	8	.282
23	3/24 vs. #14 Texas Tech*																						
24	3/25 vs. #14 Texas Tech*																						
25	3/26 vs. #14 Texas Tech*																						
26	3/28 at Texas A&M																						
27	3/31 at Oklahoma State*																						
28	4/1 at Oklahoma State*																						
29	4/2 at Oklahoma State*																						
30	4/4 vs. Air Force																						
31	4/6 vs. Kansas State*																						
32	4/7 vs. Kansas State*																						
33	4/8 vs. Kansas State*																						
34	4/10 at Texas State																						
35	4/11 vs. Texas State																						
36	4/14 at Baylor*																						
37	4/15 at Baylor*																						
38	4/16 at Baylor*																						
39	4/19 vs. Abilene Christian																						
40	4/21 vs. Oklahoma*																						
41	4/22 vs. Oklahoma*																						
42	4/23 vs. Oklahoma*																						
43	4/25 vs. Texas Southern																						
44	4/28 at TCU*																						
45	4/29 at TCU*																						
46	4/30 at TCU*																						
47	5/5 at Kansas*																						
48	5/6 at Kansas*																						
49	5/7 at Kansas*																						
50	5/9 vs. UT Arlington																						
51	5/12 vs. San Jose State																						
52	5/13 vs. San Jose State																						
53	5/14 vs. San Jose State																						
54	5/18 vs. West Virginia*																						
55	5/19 vs. West Virginia*																						
56	5/20 vs. West Virginia*																						

*Big 12 Conference game | ^ Globe Life Field

2023 TEAM GAME-BY-GAME PITCHING

#	GAME	IP	H	R	ER	BB	SO	2B	3B	HR	WP	BK	HBP	DP	IBB	Score	W	L	SV	ERA
1	2/17 vs. #8 Arkansas^	9.0	8	3	3	4	12	2	0	0	1	0	1	2	0	2-3	0	1	0	3.00
2	2/18 vs. Missouri^	8.1	14	6	5	2	12	2	0	2	1	0	1	0	0	5-6	0	2	0	4.15
3	2/19 vs. #10 Vanderbilt^	9.0	11	12	4	2	8	3	2	1	0	0	2	0	0	2-12	0	3	0	4.10
4	2/21 vs. A&M-Corpus Christi	9.0	6	2	2	3	13	1	0	1	1	0	0	0	0	12-2	1	3	0	3.57
5	2/24 vs. Indiana	9.0	7	2	2	5	8	1	0	0	0	0	1	2	0	4-2	2	3	0	3.25
6	2/25 vs. Indiana	9.0	2	2	2	6	7	0	0	0	0	0	3	2	0	5-2	3	3	1	3.04
7	2/26 vs. Indiana	9.0	8	4	4	0	12	1	0	0	0	1	0	0	0	2-4	3	4	1	3.18
8	2/28 vs. #1 LSU	9.0	4	3	3	7	16	1	0	1	0	1	1	0	0	0-3	3	5	1	3.15
9	3/3 at Cal State Fullerton	8.0	8	6	5	5	8	5	0	0	3	0	4	1	0	5-6	3	6	1	3.40
10	3/4 at Cal State Fullerton	9.0	8	2	2	3	6	4	0	0	2	0	0	1	0	4-2	4	6	2	3.26
11	3/5 at Cal State Fullerton	10.2	8	5	5	7	12	0	0	0	2	0	3	1	1	4-5	4	7	2	3.36
12	3/7 vs. Sam Houston	9.0	9	5	3	1	4	2	0	1	1	0	0	2	0	7-5	5	7	3	3.33
13	3/8 vs. Mercer	9.0	7	3	3	3	6	2	0	0	0	0	2	2	0	11-3	6	7	3	3.31
14	3/10 vs. Manhattan	9.0	2	1	1	6	11	0	0	1	0	0	0	1	0	8-1	7	7	3	3.14
15	3/11 vs. Manhattan	9.0	13	4	2	2	16	3	0	0	1	0	2	0	0	10-4	8	7	4	3.07
16	3/12 vs. Manhattan	9.0	10	6	6	4	9	3	0	1	1	0	0	0	0	16-6	9	7	4	3.25
17	3/14 vs. North Dakota State	9.0	7	2	2	4	9	2	0	0	3	0	1	0	0	7-2	10	7	4	3.18
18	3/15 vs. North Dakota State	9.0	9	4	2	5	14	4	0	0	1	0	2	1	0	7-4	11	7	5	3.11
19	3/17 vs. New Orleans	9.0	4	1	0	1	10	1	0	0	0	0	2	0	0	3-1	12	7	6	2.95
20	3/18 vs. New Orleans	9.0	5	1	0	1	14	2	0	0	1	0	0	0	0	15-1	13	7	6	2.80
21	3/19 vs. New Orleans	9.0	2	3	3	4	6	0	1	0	2	0	0	0	0	9-3	14	7	6	2.81
22	3/21 vs. Incarnate Word	9.0	13	11	11	7	9	1	0	1	1	0	0	1	0	17-11	15	7	6	3.18
23	3/24 vs. #14 Texas Tech*																			
24	3/25 vs. #14 Texas Tech*																			
25	3/26 vs. #14 Texas Tech*																			
26	3/28 at Texas A&M																			
27	3/31 at Oklahoma State*																			
28	4/1 at Oklahoma State*																			
29	4/2 at Oklahoma State*																			
30	4/4 vs. Air Force																			
31	4/6 vs. Kansas State*																			
32	4/7 vs. Kansas State*																			
33	4/8 vs. Kansas State*																			
34	4/10 at Texas State																			
35	4/11 vs. Texas State																			
36	4/14 at Baylor*																			
37	4/15 at Baylor*																			
38	4/16 at Baylor*																			
39	4/19 vs. Abilene Christian																			
40	4/21 vs. Oklahoma*																			
41	4/22 vs. Oklahoma*																			
42	4/23 vs. Oklahoma*																			
43	4/25 vs. Texas Southern																			
44	4/28 at TCU*																			
45	4/29 at TCU*																			
46	4/30 at TCU*																			
47	5/5 at Kansas*																			
48	5/6 at Kansas*																			
49	5/7 at Kansas*																			
50	5/9 vs. UT Arlington																			
51	5/12 vs. San Jose State																			
52	5/13 vs. San Jose State																			
53	5/14 vs. San Jose State																			
54	5/18 vs. West Virginia*																			
55	5/19 vs. West Virginia*																			
56	5/20 vs. West Virginia*																			

*Big 12 Conference game | ^ Globe Life Field

2023 SCHEDULE & RESULTS

#	GAME	FINAL	WP	LP	SAVE	W-L	BIG 12 W-L	ATT.	HOME TOT.	TIME
1	2/17 vs. #8 Arkansas^	L, 3-2	Adcock (1-0)	Johnson (0-1)	Tygart (1)	0-1	0-0	15,721	-	3:14
2	2/18 vs. Missouri^	L, 6-5	Maltrud (1-0)	Walbridge (0-1)	-	0-2	0-0	20,295	-	3:23
3	2/19 vs. #10 Vanderbilt^	L, 12-2	Futrell (1-0)	Sthele (0-1)	Cunningham (1)	0-3	0-0	16,100	-	2:49
4	2/21 vs. A&M-Corpus Christi	W, 12-2	Johnson (1-1)	Garcia (0-1)	-	1-3	0-0	6,388	6,388	3:05
5	2/24 vs. Indiana	W, 4-2	Stuart (1-0)	Levy (0-1)	-	2-3	0-0	6,573	12,961	2:46
6	2/25 vs. Indiana	W, 5-2	Morehouse (1-0)	Kraft (0-1)	Burke (1)	3-3	0-0	6,851	19,812	2:46
7	2/26 vs. Indiana	L, 4-2	Sinnard (2-0)	Sthele (0-2)	Kraft (1)	3-4	0-0	6,748	26,560	2:41
8	2/28 vs. #1 LSU	L, 3-0	Ackenhausen (1-0)	Stuart (1-1)	Little (1)	3-5	0-0	7,641	34,201	2:58
9	3/3 at Cal State Fullerton	L, 6-5	Flynn (2-0)	Shaw (0-1)	-	3-6	0-0	1,364	34,201	2:56
10	3/4 at Cal State Fullerton	W, 4-2	Morehouse (2-0)	Hinkel (0-2)	Hurley (1)	4-6	0-0	1,708	34,201	3:00
11	3/5 at Cal State Fullerton	L, 5-4 (11)	Tomczak (1-0)	Lummus (0-1)	-	4-7	0-0	1,448	34,201	3:49
12	3/7 vs. Sam Houston	W, 7-5	Johnson (2-1)	Shubert (0-2)	Hurley (2)	5-7	0-0	6,527	40,728	2:31
13	3/8 vs. Mercer	W, 11-3	Whitehead (1-0)	Thomas (0-1)	-	6-7	0-0	6,441	47,169	2:54
14	3/10 vs. Manhattan	W, 8-1	Gordon (1-0)	Hesslink (0-4)	-	7-7	0-0	6,471	53,640	2:48
15	3/11 vs. Manhattan	W, 10-4	Grubbs (1-0)	Fagler (1-3)	Tole (1)	8-7	0-0	6,548	60,188	3:14
16	3/12 vs. Manhattan	W, 16-6	Sthele (1-2)	O'Neill (0-3)	-	9-7	0-0	6,752	66,940	3:05
17	3/14 vs. North Dakota State	W, 7-2	Hurley (1-0)	Jacobs (0-3)	-	10-7	0-0	6,457	73,397	3:00
18	3/15 vs. North Dakota State	W, 7-4	Howard (1-0)	Danielson (0-3)	Morehouse (1)	11-7	0-0	6,522	79,919	3:13
19	3/17 vs. New Orleans	W, 3-1	Gordon (2-0)	LeBlanc (2-2)	Morehouse (2)	12-7	0-0	6,290	86,209	2:21
20	3/18 vs. New Orleans	W, 15-1	Sthele (2-2)	Mitchell (3-2)	-	13-7	0-0	6,520	92,729	3:00
21	3/19 vs. New Orleans	W, 9-3	Shaw (1-1)	Horton (2-2)	-	14-7	0-0	6,347	99,076	2:59
22	3/21 vs. Incarnate Word	W, 17-11	Hurley (2-0)	Higdon (0-2)	-	15-7	0-0	6,182	105,258	3:32
23	3/24 vs. #14 Texas Tech*									
24	3/25 vs. #14 Texas Tech*									
25	3/26 vs. #14 Texas Tech*									
26	3/28 at Texas A&M									
27	3/31 at Oklahoma State*									
28	4/1 at Oklahoma State*									
29	4/2 at Oklahoma State*									
30	4/4 vs. Air Force									
31	4/6 vs. Kansas State*									
32	4/7 vs. Kansas State*									
33	4/8 vs. Kansas State*									
34	4/10 at Texas State									
35	4/11 vs. Texas State									
36	4/14 at Baylor*									
37	4/15 at Baylor*									
38	4/16 at Baylor*									
39	4/19 vs. Abilene Christian									
40	4/21 vs. Oklahoma*									
41	4/22 vs. Oklahoma*									
42	4/23 vs. Oklahoma*									
43	4/25 vs. Texas Southern									
44	4/28 at TCU*									
45	4/29 at TCU*									
46	4/30 at TCU*									
47	5/5 at Kansas*									
48	5/6 at Kansas*									
49	5/7 at Kansas*									
50	5/9 vs. UT Arlington									
51	5/12 vs. San Jose State									
52	5/13 vs. San Jose State									
53	5/14 vs. San Jose State									
54	5/18 vs. West Virginia*									
55	5/19 vs. West Virginia*									
56	5/20 vs. West Virginia*									

*Big 12 Conference game | ^ Globe Life Field