



BROADCAST INFORMATION

TELEVISION

Network ABC
 Play-by-Play Dave Pasch
 Analyst Dusty Dvoracek
 Reporter Tom Luginbill

LOCAL RADIO

Network Longhorn Radio Network/LEARFIELD
 Play-by-Play Craig Way
 Analyst Roger Wallace
 Reporter Will Matthews

SPANISH RADIO

Network Longhorn Radio Network/LEARFIELD
 Play-by-Play Dr. Rubén Pizarro-Silva
 Analyst Jesus Mendoza

NATIONAL RADIO

Network N/A
 Play-by-Play N/A
 Analyst N/A

COACHING STAFF

ON THE FIELD

Steve Sarkisian Head Coach
 Jeff Banks Asst. Head Coach/Special Teams Coord./TES
 Jeff Choate Co-Defensive Coordinator/ILBs
 Tashard Choice Running Backs
 Bo Davis Defensive Line
 Kyle Flood Offensive Coordinator/OL
 Terry Joseph Defensive Passing Game Coord./Secondary
 Pete Kwiatkowski Defensive Coordinator/OLBs
 AJ Milwee Co-Offensive Coordinator/Quarterbacks
 Torre Becton Director of Football Performance

IN THE BOOTH

Blake Gideon Safeties
 Chris Jackson Passing Game Coordinator/WR

WHAT'S INSIDE


1 Game Information/Coverage
 2 Media Information
 3-21 Game Notes
 22-23 Steve Sarkisian/Coaching Staff
 24 Numerical Roster
 25 Alphabetical Roster
 26-27 The Last Time
 28-31 2023 Box Scores
 32-43 Select Players Game-by-Game Statistics
 44 Career Highs (Offense & Specialists)
 45 Career Highs (Defense)
 46-56 2023 Statistics
 57-58 Starters & Participation

THE MATCHUP



TEXAS TECH RED RAIDERS

Record 6-5 (5-3 Big 12)
 AP/Coaches Rank NR/NR/NR
 Head Coach Joey McGuire (UT Arlington, 1995)
 Record at Texas Tech 14-10 (2nd year)
 Career Record 14-10 (2nd year)



TEXAS LONGHORNS

Record 10-1 (7-1 Big 12)
 AP/Coaches Rank 7/77
 Head Coach Steve Sarkisian (BYU, 1997)
 Record at Texas 23-13 (3rd year)
 Career Record 69-48 (10th year)

SERIES HISTORY

Overall Record Texas leads, 54-18
 In Austin Texas leads, 32-7
 In Lubbock Texas leads, 22-11
 At Neutral Never met

McGuire vs. Texas 1-0
 Sarkisian vs. Texas Tech 1-1

Current Streak Texas Tech, Won 1 (2022)
 Last Meeting Texas Tech 37, Texas 34 (OT)
 Longest Texas Streak Won 8 (1958-66)
 Longest Texas Tech Streak Won 2, four times (last 1997-98)

Largest Texas Win Texas 58, Texas Tech 7 (1999)
 Largest Texas Tech Win Texas Tech 33, Texas 9 (1994)

TEAM STATISTICAL COMPARISON

Category	Value	FBS Rk	Value	FBS Rk
Total Offense	304.1	52	454.3	15
Rushing Offense	170.9	50	178.0	T-39
Passing Offense	233.2	57	276.3	27
Team Passing Efficiency	126.86	85	153.53	25
Scoring Offense	28.6	58	32.9	30
Total Defense	382.0	71	336.6	37
Rushing Defense	155.5	72	82.7	4
Passing Yards Allowed	226.5	68	253.9	111
Team Passing Eff. Defense	122.63	32	128.31	51
Scoring Defense	24.3	T-52	18.2	16
Turnover Margin	-0.55	T-112	0.36	T-29
3rd Down Conversion Pct.	0.399	61	0.367	88
4th Down Conversion Pct.	0.647	24	0.615	35
3rd Down Conv. Pct Defense	0.434	104	0.266	T-1
4th Down Conv. Pct Defense	0.476	52	0.458	T-46
Red Zone Offense	0.841	T-67	0.786	T-97
Red Zone Defense	0.850	T-82	0.677	5
Net Punting	43.81	3	41.21	21
Punt Returns	21.00	3	16.84	10
Kickoff Returns	25.68	8	18.00	99
First Downs Offense	248	T-26	240	42
First Downs Defense	226	T-83	196	T-31
Fewest Penalties per Game	5.64	T-50	6.00	T-69
Fewest Penalty Yds per Game	54.45	T-78	47.64	49
Time of Possession	28:29	105	30:56	41


GAMEDAY INFORMATION

Kickoff Time 6:30 p.m. CT
 Location Austin, Texas
 Stadium Darrell K Royal - Texas Memorial Stadium
 Texas in 2023 10-1
 Home 5-0
 Road 5-0
 Neutral 0-1
 vs. Big 12 7-1
 vs. Ranked 3-1


SEASON LEADERS



QUINN EWERS | SOPHOMORE



JONATHAN BROOKS | SOPHOMORE



XAVIER WORTHY | JUNIOR



JAYLAN FORD | SENIOR

PASSING

196-OF-279 (70.3%)
 2,513 YDS
 16 TD, 4 INT

RUSHING

187 ATT
 1,139 YDS (6.1 YPC)
 10 TD

RECEIVING

63 REC
 834 YDS (13.2 YPR)
 4 TD

TACKLES

80 TOTAL
 10.0 TFL
 2 INT

2023 SCHEDULE

 W, 37-10 Austin, Texas FOX 2:30 PM	 W, 34-24 Tuscaloosa, Ala. ESPN 6:00 PM	 W, 31-10 Austin, Texas LHN 7:00 PM	 W, 38-6 Waco, Texas ABC 6:30 PM	 W, 40-14 Austin, Texas ABC 2:30 PM	 L, 30-34 Dallas, Texas ABC 11:00 AM	 W, 31-24 Houston, Texas FOX 3:00 PM	 W, 35-6 Austin, Texas ABC 2:30 PM	 W, 33-30 (OT) Austin, Texas FOX 11:00 AM	 W, 29-26 Fort Worth, Texas ABC 6:30 PM	 W, 26-16 Ames, Iowa FOX 7:00 PM	 NOV. 24 Austin, Texas ABC 6:30 PM
--	--	--	---	--	---	---	---	--	--	---	---

MEDIA INFORMATION

FOOTBALL MEDIA RELATIONS

Sr. Assoc. Athletics Director John Bianco
 john.bianco@athletics.utexas.edu
Assistant Athletics Director Thomas Stepp
 thomas.stepp@athletics.utexas.edu
Assistant Director Ryan Tewes
 ryan.tewes@athletics.utexas.edu

SOCIAL MEDIA

WEBSITE TexasSports.com
TWITTER @TexasFootball
INSTAGRAM texasfootball

Up-to-date information on the football team is available on the football page at www.TexasSports.com. Quotes from news conferences, releases, feature stories and game notes will be available. You can also follow on Twitter and Instagram for the most updated content and information.

WEEKLY NEWS CONFERENCE

A weekly news conference with head coach Steve Sarkisian is held on Monday at 11 a.m. CT in the Centennial Room. Longhorn Network and Austin Radio Network air it live and a replay is posted later in the day on TexasSports.com.

POSTGAME

The Texas locker room is closed. Postgame interviews at home are anticipated to take place in the Moncrief Athletics Complex. Interviews on the road will be determined on a game by game basis. **NO INTERVIEWS ARE TO BE CONDUCTED ON THE FIELD FOLLOWING THE GAME.** Failure to abide by this rule will result in termination of credential.

CREDENTIALS

Requests may be submitted at utcredentials.com.

SPANISH BROADCAST

The Longhorn Radio Network/LEARFIELD offers Cadena Deportiva, a Spanish language radio broadcast of Texas football games. All games are available at TexasSports.com and the Texas Longhorns Mobile App.

LONGHORN RADIO NETWORK

For complete coverage of Texas Longhorns football, tune into the Longhorn Radio Network/LEARFIELD. Craig Way (play-by-play), Roger Wallace (color) and Will Matthews (sideline) call the action. Longhorn Weekly, Steve Sarkisian's one-hour radio show, airs Thursdays on the radio network.

Abilene	KWKC	1340
Abilene	KTJHD3	101.7
Austin	KVET	1300*
Austin	KVET	98.1*
Austin	K276EL	103.1*
Big Spring	KBST	1490
Carthage	KGAS	104.3
Carthage	KGAS	1590
Corpus Christi	KEYS	1440
Crockett	KIVY	92.7
Crockett	KIVY	102.9
Crockett	KIVY	105.5
Dallas	KRLD	1080
Del Rio	KWMC	1490
El Paso	KROD	600
Fort Stockton	KFST	860
Henderson	KWRD	1470*
Houston	KBME	790
Marshall	KMHT	1450
Marshall	KMHT	103.9
Midland	KBAT	99.9
McAllen	KVNS	1700
San Angelo	KKSA	1260
San Antonio	WOAI	1200
San Antonio	KTKR	760
Texarkana	K300DW	107.9*
Texarkana	KCMC	740
Tyler	KTBB	600
Tyler	KTBB	92.1
Waco	KWTX	1230
Victoria	KLUB	104.9

*Flagship

SATELLITE RADIO

This week's broadcast can be heard on Satellite radio on SiriusXM channel 109 or 199 and SXM App.

USE OF AUDIO/VIDEO COVERAGE

Any accredited media entity using "video or audio materials" (film, traditional video or audio, digital video or audio, photos, etc.) from University of Texas Athletics events (games, practices, post-practice/postgame interviews and press conferences) may use that material only for traditional television newscasts, web-based or print coverage (see note below regarding policy on game video on web), or other electronic transmission as approved by The University in writing, with a limitation of up to three (3) minutes in length from any single event. That three (3)-minute package may contain no more than two (2) minutes of game highlights. Its usage must be only as supporting edited video/audio for a reported video/audio story and not simply as a raw video post/rebroadcast/ streamed highlights or interview sessions. Accredited media entities may not offer any live video, audio or other coverage of the event (or tape delay rebroadcast coverage in its entirety) without the advance written permission of The University of Texas athletics department. Video is for news usage only and may not be sponsored or sold. This policy includes all games, matches, practices and events involving any of Texas' athletics programs. It includes all media events — press conferences, pre/post-practice interviews and pre/post-game interviews.

NOTE REGARDING USE OF GAME VIDEO: Policy permits entities to use up to two (2) minutes of video on air (whether taken from the network feed or shot themselves) or on the entity's website. Reports and features must be filed postgame and not during the game. If a game/event is contracted to a network television partner, all highlights may remain on a website no longer than 48 hours following the game/event's conclusion. Highlights may not be used via social media platforms except as a link back to the website/URL hosting the highlights.

EXCEPTION: With advance written permission from the UT Athletics department, media entities will be permitted to rebroadcast the Steve Sarkisian weekly Monday press conferences in its entirety. Video from that 20-minute press conference can be used for either over the air rebroadcast or web postings. Live distribution of the weekly Monday press conference is not permitted. If posted on a website, it must be removed 48 hours after the conclusion of the press conference.

PHOTOGRAPHY

Action shots of UT coaches and student-athletes can be requested by contacting the UT Athletics Photo Department at photo@athletics.utexas.edu.

COLLEGEPRESSBOX.COM is the official media website for Division I football. Access and download game notes, quotes, statistics, media guides, headshots, logos and more for all FBS schools, conferences, postseason games, awards and the College Football Playoff. For access, please register for an account at collegepressbox.com/register.

GAME NOTES

QUICK FACTS

GENERAL INFORMATION

Name	University of Texas
Location	Austin, Texas
Founded	1883
Enrollment	52,384 (41,309 undergraduate)
Nickname	Longhorns
Mascot	Bevo/Hook 'Em
Colors	Burnt Orange and White
Conference	Big 12
President	Jay Hartzell
Vice President & Lois and Richard Folger	
Athletics Director	Chris Del Conte
Home Field	Darrell K Royal-Texas Memorial Stadium
University Website	utexas.edu
Athletics Website	TexasSports.com
Conference Website	Big12Sports.com

HISTORY

First Year of Football	1893
All-Time Record	946-391-33
All-Time Bowl Record	31-25-2
Last Bowl	2022 Alamo
Last Bowl Opponent	No. 12 Washington (L, 20-27)
Conference Championships*	28
..... 1920, 1928, 1930, 1942, 1943, 1945, 1950, 1952	
..... 1953, 1959, 1961, 1962, 1963, 1968, 1969, 1970	
..... 1971, 1972, 1973, 1975, 1977, 1983, 1990, 1994	
..... 1995, 1996, 2005, 2009	
National Championships	4
..... 1963, 1969, 1970, 2005	
*The 1996-97 academic year was Texas' first in the Big 12	

2023 TEAM INFORMATION

Seniors (inc. super seniors)	22
Juniors	18
..... Sophomores	32
..... Freshmen (inc. redshirts)	49
Letterwinners Returning/Lost	41/21
Offense/Defense/Specialists (Returning)	20/18/3
Starters Returning/Lost	16/6
Offense	10/1
Defense	6/5

2022 INFORMATION

Overall Record	8-5
Home/Road/Neutral	5-2/2-1-1
Big 12 Record/Finish	6-3/3rd
Final Ranking	20 (CFP) 25 (AP) 25 (Coaches)
Bowl Game	Alamo
Bowl Opponent	Washington
Bowl Result	L, 20-27

COACHING STAFF

Head Coach	Steve Sarkisian
Alma Mater	BYU, 1997
Record at UT/Years	23-13/3rd
Career Record/Years	69-48/10th
Twitter	@CoachSark
Instagram	steve.sarkisian
Asst. HC/Special Teams Coord./TE	Jeff Banks
Co-Defensive Coordinator/ILB	Jeff Choate
Running Backs	Tashard Choice
Defensive Line	Bo Davis
Offensive Coordinator/OL	Kyle Flood
Safeties	Blake Gideon
Passing Game Coord./Wide Receivers	Chris Jackson
Def. Passing Game Coord./Secondary	Terry Joseph
Defensive Coordinator/OLB	Pete Kwiatkowski
Co-Offensive Coordinator/Quarterbacks	AJ Milwee
Strength and Conditioning	Torre Becton

THE OPENING KICKOFF

- The University of Texas continues its 131st season of football on Friday when the Longhorns host Texas Tech for the 73rd all-time meeting and 40th time in Austin.
- Texas was ranked No. 7 in last week's College Football Playoff rankings for the third consecutive week, matching the highest ranking and the third-ever Top-10 appearance in program history.
- Texas (No. 7/7) is ranked in the AP Top-10 for the 11th consecutive week and the Coaches poll Top-10 for the sixth-straight week, the longest streak for UT in both polls since the 2009-10 seasons.
- Last time out, Texas (10-1, 7-1) defeated Iowa State on the road, 26-16, improving to 5-0 on the road this season and snapping a two-game losing streak to the Cyclones in Ames.
- Texas Tech (6-5, 5-3) defeated UCF 24-23 in the Red Raiders home finale last Saturday. The victory was keyed by a blocked extra point attempt after the Golden Knights scored on a 71-yard touchdown pass with 5:30 remaining to play.
- The Longhorns' 10-1 start is the best for the program since 2009.
- Texas is 7-1 in Big 12 Conference play, matching the best start for the team since 2013.
- UT has won six consecutive home games, the longest stretch for the Longhorns since 2007-10 (16 games).
- The Longhorns will be hosting and playing in the final regular-season game as a member of the Big 12 Conference.
- Texas enters Saturday's game with an all-time Big 12 record of 156-79.
- Texas currently boasts 946 all-time wins, tied for the fourth-most in college football history. UT holds an all-time record of 946-391-33 (.702).

SERIES HISTORY VS. TEXAS TECH

- Texas holds a 54-18 advantage over Texas Tech in the all-time series between the schools, and has won 11 of the last 14 matchups.
- UT has won 10 of the last 12 games in Austin, including each of the last two.
- Texas and Texas Tech have played each other every year since 1960.
- The Longhorns scored 10 touchdowns in a 70-35 win over the Red Raiders the last time the teams played in Austin in 2021.
- Texas holds the longest winning streak by either side (8 games) and the largest margin of victory (51 points) in series history.
- Last season, the Longhorns fell on the road to the Red Raiders in overtime, 37-34.
- Texas and Texas Tech will square off in the regular season finale for the first time since 2019, a 49-24 home victory for the Longhorns. It will be the third all-time meeting in the regular season finale with all three taking place in Austin. TTU won the first on in 2017, 27-23.

RESULTS VS. TEXAS TECH (SINCE 2009)

Year	Location	Result	Score
2009.....	Austin.....	W.....	34-24
2010.....	Lubbock.....	W.....	24-14
2011.....	Austin.....	W.....	52-20
2012.....	Lubbock.....	W.....	31-22
2013.....	Austin.....	W.....	41-16
2014.....	Lubbock.....	W.....	34-13
2015.....	Austin.....	L.....	45-48
2016.....	Lubbock.....	W.....	45-37
2017.....	Austin.....	L.....	23-27
2018.....	Lubbock.....	W.....	41-34
2019.....	Austin.....	W.....	49-24
2020.....	Lubbock.....	W.....	63-56 (OT)
2021.....	Austin.....	W.....	70-35
2022.....	Lubbock.....	L.....	34-37 (OT)

TEXAS TECH RED RAIDERS SCOUTING REPORT

- Joey McGuire is in his second season leading the Texas Tech Red Raiders
- McGuire is an inductee of the Texas High School Coaches Association (THSCA) Hall of Honor and the Texas High School Football Hall of Fame.
- Joey McGuire is the second head coach in program history to lead the Red Raiders to bowl games in each of his first two seasons, joining the late Mike Leach, who guided Texas Tech to a bowl game in each of his 10 seasons.
- The Red Raiders rank ninth in the Big 12 in scoring offense (28.6 ppg) and 10th in total offense (404.1 ypg), while defensively they are sixth in both scoring defense (24.3) and total defense (382.0).
- RB Tahj Brooks ranks second in the conference and third nationally with 1,348 rushing yards and 122.5 rushing yards per game.
- LB Ben Roberts ranks fourth in the Big 12 with 87 total tackles (47 solo) and 7.9 tackles per game.
- DB Dadrion Taylor-Demerson is tied for third in the conference with four interceptions, while DB Malik Dunlap has three interceptions.
- KR/WR Drae McCray has the second-best kickoff return average in the conference 28.2 ypr, including a 100-yard touchdown return.
- Texas Tech enters play on Friday with a three-game winning streak.
- TTU is Bowl eligible for the third-straight season.
- The Red Raiders have won six consecutive games in the month of November.

A TEXAS WIN WOULD ...

- Be Texas' 947th all-time victory, the fourth-winningest program in college football history.
- Clinch a spot in the Big 12 Conference Championship Game for the first time since 2018 and seventh time in program history.
- Give Steve Sarkisian his 70th victory as a head coach and 24th at Texas in his 118th career game as a head coach.

GAME NOTES

THE LAST TIME...



SEPT. 24, 2022

Austin, Texas | Jones AT&T Stadium
Attendance: 60,975 | TV: ESPN

TEXAS 22/19

34

TEXAS TECH NR/NR

37

Score by Quarters	1	2	3	4	OT	Score
Texas	10	14	7	3	0	34
Texas Tech	7	7	10	10	3	37

Scoring Summary

Qtr	Time	Team	Summary
1st	13:36	UT	K. Robinson 35 yd pass from H. Card (B. Auburn kick) 3-62 1:24, UT 7 - TTU 0
	05:41	TTU	D. Smith 4 yd run (T. Wolff kick) 18-75 7:55, UT 7 - TTU 7
	01:52	UT	B. Auburn 40 yd field goal 10-43 3:49, UT 10 - TTU 7
2nd	12:06	TTU	T. Brooks 17 yd pass from D. Smith (T. Wolff kick) 13-83 4:46, UT 10 - TTU 14
	06:07	UT	X. Worthy 39 yd pass from H. Card (B. Auburn kick) 6-69 2:49, UT 17 - TTU 14
	00:24	UT	B. Robinson 8 yd run (B. Auburn kick) 8-75 4:11, UT 24 - TTU 14
3rd	08:16	TTU	T. Wolff 27 yd field goal 15-59 4:32, UT 24 - TTU 17
	04:27	UT	B. Robinson 40 yd run (B. Auburn kick) 8-75 3:49, UT 31 - TTU 17
	01:55	TTU	S. Thompson 1 yd run (T. Wolff kick) 10-75 2:32, UT 31 - TTU 28
4th	07:54	TTU	B. Cupp 19 yd pass from D. Smith (T. Wolff kick) 5-30 1:29, UT 31 - TTU 31
	00:21	TTU	T. Wolff 45 yd field goal 11-56 2:53, UT 31 - TTU 34
	00:00	UT	B. Auburn 48 yd field goal 4-46 0:21, UT 34 - TTU 34
OT1	00:00	UT	T. Wolff 20 yd field goal 5-23 0:00, UT 34 - TTU 37

	UT	TTU
FIRST DOWNS	20	31
RUSHES-YARDS (NET)	30-151	44-148
PASSING YDS (NET)	277	331
Passes Comp-Att-Int	20-30-1	38-56-0
TOTAL OFFENSE PLAYS-YARDS	60-428	100-479
Fumble Returns-Yards	0-0	1-0
Punt Returns-Yards	1-7	1-20
Kickoff Returns-Yards	1-30	3-66
Interception Returns-Yards	0-0	1-25
Punts (Number-Avg)	3-43.3	2-42.5
Fumbles-Lost	1-1	2-0
Penalties-Yards	5-41	5-31
Possession Time	24:06	34:02
Third-Down Conversions	3 of 9	7 of 20
Fourth-Down Conversions	1 of 2	6 of 8
Red-Zone Scores-Chances	2-2	6-7
Sacks By: Number-Yards	2-3	1-6

RUSHING: Texas-Robinson, Bijan 16-103; Card, Hudson 3-24; Johnson, Roschon 3-24; Robinson, Keilan 2-9. Texas Tech-Thompson, SaRodrick 17-70; Smith, Donovan 15-42; Brooks, Tahj 12-36.

PASSING: Texas-Card, Hudson 20-30-1-277. Texas Tech-Smith, Donovan 38-56-0-331.

RECEIVING: Texas-Sanders, Ja'Tavion 5-40; Whittington, Jordan 4-53; Worthy, Xavier 3-50; Johnson, Roschon 2-23; Robinson, Keilan 1-35; Milton, Tarique 1-28; Robinson, Bijan 1-22; Cain, Casey 1-14; Hall, Agiye 1-7; Helm, Gunnar 1-5. Texas Tech-Price Myles 13-98; Cupp, Baylor 4-65; Sparkman, J.J. 4-35; Brooks, Tahj 4-21; Martinez, Nehemiah 3-14; Bradley, Jerand 2-26; Boyd, Brady 2-20; White, Xavier 2-11; Thompson, SaRodrick 2-(-7); Cleveland, Trey 1-35; Tharp, Mason 1-13.

INTERCEPTIONS: Texas-None. Texas Tech-Pearson, Reggie 1-25.

FUMBLES: Texas-Robinson, Bijan 1-1. Texas Tech-Price, Myles 1-0; Smith, Donovan 1-0.

- Mark the first 11-1 start for a Steve Sarkisian led team and the best for the Longhorns since 2009 (12-0).
- Be the Longhorns' first 11-win season and first 11-win regular season since 2009.
- Finish the season unbeaten at home for the first time since 2009.
- Extend Texas' winning streak to six-straight games, the longest since 2018.
- Move the Longhorns' home winning streak to seven in a row, the Longest since 2007-10 (16 games).
- Improve Texas' all-time Big 12 Conference record as 157-79.

THIRD SEASON OF SARKISIAN ERA

- Texas Football Head Coach Steve Sarkisian is in his third season at the helm of the Longhorns and his 10th season as a head coach overall.
- Last season, the Texas offense ranked 24th in the nation and third in the Big 12 Conference with 34.5 points per game, the fourth-straight top-25 scoring output for a Sarkisian-led offense.
- The offensive showing also marked the eighth top-25 scoring offense in Sarkisian's career.
- Marked the seventh time a Sarkisian offense averaged at least 34 points per game.
- Jonathon Brooks surpassed 1,000 rushing yards for the season in the victory over Kansas State, marking the 12th consecutive year a Sarkisian offense (as head coach or offensive coordinator) has had a 1,000-yard rusher.

VICTORY COUNT

- Texas has 10 regular-season wins for the first time since 2009.
- The Longhorns have at least eight regular-season wins in back-to-back seasons for the first time since 2012-13.
- Texas has tallied eight or more regular season victories three times in the last 10 seasons (2018, 2022, 2023).

100TH SEASON OF TEXAS FOOTBALL AT

DARRELL K ROYAL-TEXAS MEMORIAL STADIUM

- 2023 marks the 100th season in which Darrell K Royal-Texas Memorial Stadium at Campbell-Williams will serve as the home for Texas Football.
- The first game at Texas Memorial Stadium took place on Nov. 8, 1924, as the Longhorns welcomed 13,500 fans for a Southwest Conference matchup against Baylor.
- The stadium was dedicated on Thanksgiving Day 1924, after the UT student body decided to name the stadium in honor of the 198,520 Texans who fought in World War I and the 5,280 who lost their lives doing so.
- In 1977, the stadium was rededicated to veterans of all wars.
- The stadium was renamed in honor of College Football Hall of Fame Darrell K Royal in 1996.
- In 2020, the field, previously named for Joe

Jamail, was renamed in honor of Heisman Trophy winners Earl Campbell and Ricky Williams.

- The Longhorns have an all-time record at Darrell K Royal-Texas Memorial Stadium of 398-122-10 (.760).

HOME SWEET HOME

- Texas welcomed 102,846 fans to Darrell K Royal-Texas Memorial Stadium for the victory against Kansas State.
- The Longhorns played in a packed house at DKR-Texas Memorial Stadium in the victory over BYU, drawing the then-10th-largest crowd in stadium history with 101,670 in attendance.
- In UT's previous home game against Kansas, the Longhorns had 102,986 fans witness the victory over the Jayhawks, the fourth-largest crowd in stadium history.
- Two weeks prior, Texas drew 101,777 fans for the game against Wyoming.
- UT has drawn over 100,000 fans to DKR-Texas Memorial Stadium in nine of the 11 last home games.
- In the 12 home games since the start of the 2022 season, the Longhorns have hosted seven of the 11 largest home crowds in program history.
- The Horns have had 38 home games of 100,000-plus fans.

CELEBRATING THE 2023 SENIOR CLASS

- Texas will honor its 2023 senior class on Friday with a pregame ceremony on the field at DKR-Texas Memorial Stadium. The Longhorns will recognize 23 student-athletes prior to the game against Texas Tech.

Player..... Position

Paxton Anderson.....	WR
Gus Asel.....	TE
Jahdae Barron.....	DB
Patrick Bayouth.....	TE
Jett Bush.....	LB
Trill Carter.....	DL
Alfred Collins.....	DL
Kitan Crawford.....	DB
Jaylan Ford.....	LB
David Gbenda.....	LB
Sawyer Goram-Welch.....	OL
Christian Jones.....	OL
Tannahill Love.....	LB
Gabriel Lozano.....	K
Jake Majors.....	OL
Peter Mpagi.....	DL
Byron Murphy II.....	DL
Keilan Robinson.....	RB
Ryan Sanborn.....	P
T'Vondre Sweat.....	DL
Jerrin Thompson.....	DB
Ryan Watts.....	DB
Jordan Whittington.....	WR

GAME NOTES

LONGHORN GRADUATES

- Seven members of The University of Texas Football team enter the 2023 season having completed their degree requirements and have earned their degrees prior to the season. The list includes DL Trill Carter, DB Jalen Catalon, LB David Gbenda, OL Christian Jones, K Gabriel Lozano, P Ryan Sanborn and WR Jordan Whittington.
- Additionally, 10 Longhorns are set to earn their bachelors or master's degrees or graduates certificate in the fall. They are: TE Gus Asel, TE Patrick Bayouth, LB Jett Bush, OL Sawyer Gorum-Welch, OL Jake Majors, DL Byron Murphy II, RB Keilan Robinson, DL T'Vondre Sweat, DB Jerrin Thompson and QB Charles Wright.

TRANSFERRING TO THE 40

- Five new faces arrived on the Forty Acres for the 2023 season via transfer from other colleges. That group includes:

Player	Previous School
DL Trill Carter	Minnesota
DB Jalen Catalon	Arkansas
DB Gavin Holmes	Wake Forest
WR Adonai Mitchell	Georgia
P Ryan Sanborn	Stanford

BOB SCHNEIDER CLOSES OUT LCL

- On Friday, Austin hometown legend Bob Schneider will wrap up Season Five of Longhorn City Limits presented by Still Austin Whiskey Co. on the LBJ Lawn. The 59-time Austin Music Award winner will be joined in the lineup by singer-songwriter Scott Ballew. Both Scott and his father David were members of Texas Football national championship teams. Scott will get the live music kicked off at 3 p.m. followed by Bob Schneider at 4:30 p.m.

BEST GAME DAY ATMOSPHERE IN THE NATION

- Come out early and tailgate with the Longhorn faithful on Bevo Blvd presented by H-E-B, Hook 'Em Hangout, and Smokey's Midway as the action starts at 2 p.m. The final Bevo Parade of the season will get rolling at 3:30 p.m. followed by Coach Sark and the team at the Stadium Stampede at 4:15 p.m. We'll also have some holiday festive activities planned including Hook 'Em Santa ops at 4:30 p.m. as well as a mechanical reindeer and inflatable snow globe to enjoy.

LONGHORNS COLLECT SENIOR BOWL INVITES

- Six Longhorns earned invitations to the Reese's Senior Bowl in Mobile, Ala. where elite draft prospects from around the country are selected to showcase their talent and connect with coaches and decision-makers from all 32 NFL teams.
- Texas' invitees were DB Jahdae Barron, DL Alfred Collins, LB Jaylan Ford, OL Christian Jones, DL Byron Murphy II and DL T'Vondre Sweat.

COACHING CONTINUITY

- Texas has had only three total coaching changes in three seasons under Steve Sarkisian. RB Coach Stan Drayton left after year one (2021) to be head

coach at Temple and WR Coach Andre Coleman moved on as well that year; WR Coach Brennan Marion left after one season (2022) to become the offensive coordinator at UNLV this past year.

- In the decade prior to Sarkisian's arrival on the Forty Acres, Texas had three head coaches, seven offensive coordinators and six offensive line coaches.
- 2023 marks the third year with the same offensive play caller (Sarkisian)/OC (Kyle Flood) and OL coach in Sarkisian's tenure.
- Marks the first time since Greg Davis and Mac McWhorter's 10-year run together (2001-10) that Texas has had the same play caller/OC and OL coach for more than two years in a row.
- The defensive staff has remained intact for all three years of Steve Sarkisian's tenure.
 - Pete Kwiatkowski: Defensive Coordinator/play caller/outside Linebackers
 - Jeff Choate: Co-Defensive Coordinator/Inside Linebackers
 - Bo Davis: Defensive Line
 - Blake Gideon: Safeties
 - Terry Joseph: Cornerbacks

SCORING IN BUNCHES

- Texas scored 30 points or more points in each of the first nine games of the season for the first time in program history.
- The Longhorns were one of three teams to score at least 30 points in each of their first nine games this season. The other two were Michigan and Oregon.
- UT has scored at least 30 points in 11 of the last 14 games and 18 of 24 games since the start of the 2022 season.
- The Longhorns scored at least 21 points in a quarter in each of the first four games this season with two of those occurrences taking place in the fourth quarter.
- In the home opener against Rice, the Longhorns opened the second half with three consecutive touchdown drives.
- UT trailed Alabama 16-13 heading into the fourth quarter, but quickly scored a pair of touchdowns on back-to-back drives early in the frame to take 27-16 lead. Texas added a touchdown on their next drive to go up 34-24.
- In week three, Texas and Wyoming were all square, 10-10, heading into the fourth quarter. The Longhorns collected touchdowns on their first two drives then added a third on a Jerrin Thompson pick-six that closed out the scoring, 31-10.
- Against Baylor, the Longhorns scored three rushing touchdowns in the second quarter to build a 22-point halftime lead on the way to a 38-6 road win.
- UT has had at least one quarter in seven of 10 games in which they have scored at least two touchdowns.

COMPLIMENTARY FOOTBALL

- Texas ranks seventh in ESPN's College Efficiencies rankings with an overall rating of 84.5. The Longhorns rank 19th in offensive efficiency (74.3) and sixth in defensive efficiency (83.2) and

BY THE NUMBERS

3 Senior DB Jerrin Thompson intercepted his third passes of the season in the victory at Iowa State.

8 Junior DL Byron Murphy II has a career-high eight tackles for loss this season after collecting three in the last two games.

10 Texas has won 10 games in a season for the first time since 2009..

14 Junior kicker Bert Auburn has been successful on 14 consecutive field goal opportunities, the third-longest streak in UT history and one shy of the program record.

26.5 Texas leads the the nation in 3rd-down defense, allowing opponents to convert on only 26.5% of opportunities.

31 Texas sophomore QB Quinn Ewers has thrown 31 career touchdown passes, the eighth-most in program history.

63 Junior wide receiver Xavier Worthy has caught a career-best 63 passes this season. He joins Roy Williams as the only Longhorns with three seasons of 60-plus receptions.

80 Senior LB Jaylan Ford leads the team with 80 total tackles, his second-straight season recording at least 80 tackles.

82 Junior TE Ja'Tavion Sanders has hauled in 82 career receptions, the second-most for a Texas tight end in program history.

82.7 Texas leads the Big 12 and ranks fourth in the nation allowing just 82.7 rushing yards per game.

117 True freshman RB CJ Baxter rushed for 117 yards against Iowa State, the first 100-yard game of his career.

GAME NOTES

LONGHORN 2023 HONOR ROLL

BERT AUBURN (JUNIOR, K)

- » Big 12 Special Teams Player of the Week (Week 10 vs. Kansas State)
- » Lou Groza Award preseason watch list
- » Lou Groza Star of the Week (Week 10 vs. Kansas State)
- » Preseason All-Big 12 First Team (Pro Football Focus)
- » Preseason All-Big 12 Second Team (Athlon Sports)
- » Preseason All-Big 12 Second Team (Phil Steele)

KELVIN BANKS JR. (SOPHOMORE, OL)

- » Joe Moore Award Midseason Honor Roll
- » Joe Moore Award semifinalist
- » Lombaradi Award midseason watch list
- » Lombaradi Award preseason watch list
- » Lonestar Player of the Year preseason watch list
- » Outland Trophy preseason watch list
- » Preseason All-America Second Team (Athlon Sports)
- » Preseason All-America Second Team (Associated Press)
- » Preseason All-America Second Team (CBS Sports)
- » Preseason All-America Third Team (Phil Steele)
- » Preseason All-Big 12
- » Preseason All-Big 12 First Team (Athlon Sports)
- » Preseason All-Big 12 First Team (Phil Steele)
- » Preseason All-Big 12 Second Team (Pro Football Focus)
- » Preseason All-Texas First Team (Dave Campbell's Texas Football)
- » Preseason All-Texas Best Offensive Lineman (Dave Campbell's Texas Football)

JAHDAE BARRON (SENIOR, DB)

- » East-West Shrine Bowl Texas Star of the Week (Week 2 at Alabama)
- » Jim Thorpe Award semifinalist
- » Midseason All-Texas First Team (Dave Campbell's Texas Football)
- » Preseason All-Big 12 First Team (Pro Football Focus)
- » Preseason All-Big 12 Fourth Team (Phil Steele)
- » Preseason All-Texas Second Team (Dave Campbell's Texas Football)
- » Reese's Senior Bowl invitee
- » Reese's Senior Bowl preseason watch list

CJ BAXTER (FRESHMAN, RB)

- » Shaun Alexander Freshman of the Year Award preseason watch list

are one of 10 teams nationally (Alabama, Florida State, Georgia, Kansas State, Michigan, Notre Dame, Ohio State, Oklahoma and Oregon) to rank in the top-20 of both.

- Texas ranks 11th among Power 5 programs in total offense (454.3) and 23rd in total defense (336.6), one of nine programs to rank among the top-25 in both categories. The others are Arizona, Florida State, Georgia, Louisville, Miami, Ohio State, Oregon and Oregon State.
- The Longhorns are one of only 10 FBS schools (and nine Power 5 programs) scoring at least 32 points (32.9) and allowing 19 or fewer points (18.2) per game. The list also includes Alabama, Florida State, Louisville, Michigan, Notre Dame, Ohio State, Oregon, Penn State and SMU.

OFFENSIVE EXPLOSION

- Texas exploded for 661 yards of offense against Kansas in the Big 12 Conference home opener.
- The 661 yards were the sixth-most in program history and the most since totaling 689 yards against UTEP in 2020.
- UT's 661 yards were the most in a Big 12 game in program history, topping the previous mark of 658 in 2016 against Texas Tech.
- Texas rushed for 336 yards and threw for 325 yards in the victory over Kansas. It marked the seventh time in program history the Longhorns rushed and passed for over 300 yards in the same game and the first time since 2021 against Texas Tech.
- The Longhorns tallied at least 500 yards of offense in three-straight games at Baylor (503), against Kansas (661) and vs. Oklahoma (527), equaling the longest stretch in UT history.
- It marked the sixth time in program history and first time since 2016 that the Longhorns tallied 500-plus yards in three consecutive games with the prior instances occurring in:
 - 1968: 538, at Rice, 547, SMU; 657, at Baylor
 - 1969: 676, at SMU; 555, Baylor; 651, TCU
 - 2005: 606, at Oklahoma State; 645, at Baylor; 617, Kansas
 - 2007: 545, Nebraska; 589, at Oklahoma State; 551, TCU
 - 2016: 548, Baylor; 658, at Texas Tech; 536, West Virginia

AIR AND GROUND ASSAULT

- Texas' offensive effort against Kansas was highlighted by the second-ever game with a 300-yard passer, 200-yard rusher and 100-yard receiver in program history.
- In the victory over Kansas, Quinn Ewers passed threw for 325 yards, Jonathon Brooks rushed for 217 yards and Adonai Mitchell tallied 141 receiving yards.
- The only other 300-200-100 game in Texas history came in 1999 when Major Applewhite threw for 328, Hodges Mitchell rushed for 204 and Montrell Flowers recorded 111 yards receiving in a 38-28 win over Oklahoma.
- In addition to the efforts of Ewers, Brooks and Mitchell, Xavier Worthy posted 93 receiving yards and CJ Baxter collected 67 rushing yards.
- The following week against Oklahoma in Dallas,

the Longhorns notched the program's second-ever game with a 300-yard passer, 100-yard rusher and two 100-yard receivers and first in the Red River Rivalry.

- Ewers threw for 346 yards and Brooks rushed for 129 yards, while Jordan Whittington tallied a career-high 115 receiving yards and Worthy added 108 yards.
- The previous 300-100-100x2 game occurred against Ole Miss in 2012: David Ash - 326 pass; Malcolm Brown - 128 rush; Mike Davis - 124 rec; Marquise Goodwin - 102 rec.
- The Kansas and Oklahoma games also featured a 10-catch receiver for Texas in each contest - Adonai Mitchell against Kansas and Jordan Whittington versus Oklahoma.
- It marked the second time in program history and first time since 2009 - Jordan Shipley, UTEP (10) and Colorado (11) - that Texas had back-to-back games with a receiver collecting 10+ receptions.

SPREADING THE BALL AROUND

- Xavier Worthy hauled in 10 passes against TCU, the third time this season Texas had a receiver with at least 10 receptions in a game.
- It marked the first time since 2019 the Longhorns had three games with a player catching 10 or more passes.
- The three games are tied with 1999 and 2019 for third-most in a season in program history. The program record is five in 2008, followed by four in 2009.
- Three players have had 10-reception games this season: Xavier Worthy (10 at TCU), Jordan Whittington (10 vs. Oklahoma) and Adonai Mitchell (10 against Kansas).
- Three different players with 10 receptions in a season is the most in program history. The only other season to feature multiple players with 10-plus receptions games was 2008 (Jordan Shipley, three times; Quan Cosby, once).

THE RUNNING BACK ROOM: BROOKS + BAXTER

- For the third consecutive season and eighth time in program history, the Longhorn backfield has featured a 1,000-yard rusher and 500-yard rusher.
- Jonathon Brooks rushed for a career-high 1,139 yards during the first 10 games of the season, while CJ Baxter brought his season total to 507 yards after rushing for a career-high 117 yards in the win at Iowa State last Saturday.
- The duo have combined for seven 100-yard games through the first 11 games of the season.
- As a team, Texas has rushed for at least 100 yards in every game this season, and on its current five-game winning streak has rushed for 843 yards (169 ypg) on 184 carries (4.6 ypc).
- During the 2021 and 2022 seasons, Bijan Robinson rushed for over 1,100 yards each season, while Roschon Johnson topped 550 rushing yards in both - the first Texas duo to accomplish the feat since 2001 (Cedric Benson, Ivan Williams).

PROTECTING THE ROCK

- Since the beginning of the Steve Sarkisian Era in

GAME NOTES

2021, Texas' featured running backs have done a phenomenal job of holding onto the football.

- During the stretch, Bijan Robinson (498 touches), Jonathon Brooks (266 touches), Roschon Johnson (214 touches) and CJ Baxter (134 touches) combined for 1,112 touches (987 carries, 115 receptions) and had only five lost fumbles.

RUNNING INTO A WALL

- The Longhorns held Iowa State to nine yards rushing on 21 carries — the fewest allowed by Texas in Big 12 game since 2011.
- Texas has held seven opponents, including each of the last five, to fewer than 100 yards rushing.
- The five consecutive games of under 100 rushing yards allowed is the longest Texas since 2009 and tied for the third-longest streak in the Big 12 Conference over the last 15 seasons:

1. Texas62009
Oklahoma State62009
3. TEXAS52023
TCU52014

- All totaled in those five games, opponents have rushed for 241 yards (48 ypg) on 118 carries (2 ypc).

LESS THAN 100 RUSHING YARDS RUSHING

Year	Occurrences
2023	7 (27 RICE, 60 BU, 14 UH, 95 BYU, 30 KSU, 88 TCU 9 ISU)
2022	3 (92 ULM, 61 WVU, 74 ISU)
2021	1 (76 UL)
2020	3 (43 UTEP, 43 WVU, 64 BU)
2019	5 (51 KSU, 71 TTU, 73 LT, 87 RICE, 96 WVU)
2018	4 (-5 USC, 62 ISU, 72 UGA, 88 BU)
2017	7 (10 ISU, 31 BU, 42 SJSU, 56 WVU, 62 TTU, 71 USC, 96 KU)
2016	1 (98 ISU)
2015	None
2014	2
2013	2
2012	1
2011	6
2010	4
2009	10

- Texas limited Rice to 27 rushing yards in the Horns season-opening 37-10 victory.
- UT did it, again, in the conference opener at Baylor, holding the Bears to a total of 60 yards on the ground.
- At Houston, the Cougars were only able to muster 14 yards rushing, the fewest surrendered by a Texas defense since 2018 (-5 vs. USC).
- The Horns made it back-to-back games by

holding BYU to 95 yards.

- UT notched a third-straight game against Kansas State, limiting the Wildcats to 30 rushing yards in the overtime victory. The Wildcats entered play averaging 226 yards per game, the fifth-best output in the nation.
- Texas made it four in a row at TCU, allowing the Horned Frogs to accumulate just 88 yards on the ground.
- The Texas defensive front took it to another level at Iowa State, holding the Cyclones to just nine rushing yards - the fifth-straight game Texas held an opponent to fewer than 100 yards rushing.
- It marked the 10th time in the last two seasons that Texas has limited its opponent to fewer than 100 rushing yards.

DEFENSE TAKES CENTER STAGE

- Texas allowed only 176 yards of offense in the victory against Rice, the fewest yards allowed by a Longhorn defense since 2017 (171, San Jose State).
- Rice had just 114 yards during their first 10 drives, adding 62 yards on their final drive of the game.
- At Baylor, the Longhorns registered eight tackles for loss and five sacks, including a pair of sacks by Byron Murphy II.
- The UT defense did not yield a touchdown to the Bears; the first time Texas kept an opponent out of the end zone since shutting out Oklahoma last season 49-0.
- Against BYU, the Texas defense held the Cougars to six points, the fewest they have scored in a game since 2019 (3, at San Diego State).
- It also marked the first time in 47 games that the Cougars were held out without a touchdown.

DEFENSIVE SPARKS

- Sophomore EDGE Ethan Burke has become a force for the defense. In 10 games played this season, he posted 31 tackles (16 solo), 8.5 tackles for loss and leads the team with 5.5 sacks, while also adding two quarterback hurries. Against Kansas State, he had an early sack against the Wildcats the set the tone for the early portion of the game, then tallied a second sack, forcing a fumble that was recovered by the Longhorns at the Texas 5-yard line and led to a UT touchdown.
- True freshman LB Anthony Hill Jr. came up huge against Alabama, collecting a pair of sacks including on Alabama's final offensive play that buried the Crimson Tide deep in their own territory. He ranks second on the team with 52 total tackles and 32 solo tackles, is fourth in sacks (3) and fifth in tackles for loss (5.5).
- True freshman DB Derek Williams Jr. is seventh on the team and third among defensive backs with 32 tackles (19 solo), while adding a tackle for loss and two pass breakups during his first season on the Forty Acres. He's tallied three or more tackles in four of the last six games.
- True freshman DB Malik Muhammad quickly established himself in the Longhorn secondary, tallying five tackles (all solo) in the season-opener against Rice. He opened the scoring for Texas against Oklahoma when who scooped up

LONGHORN 2023 HONOR ROLL (CON'T)

JONATHAN BROOKS (SOPHOMORE, RB)

- » Big 12 Offensive Player of the Week (Week 5 vs. Kansas)
- » Doak Walker Award semifinalist
- » Doak Walker National Running Back of the Week Honorable Mention (Week 5 vs. Kansas)
- » Earl Campbell Tyler Rose Award Player of the Week (Week 5 vs. Kansas)
- » Doak Walker Running Back of the Week Honorable Mention (Week 3 vs. Wyoming)
- » Earl Campbell Tyler Rose Award Player of the Week Honorable Mention (Week 4 at Baylor)
- » Earl Campbell Tyler Rose Award Player of the Week Honorable Mention (Week 11 at TCU)
- » Maxwell Award watch list
- » Midseason All-America Team (Associated Press)
- » Midseason All-America Team (CBS Sports)
- » Midseason All-America Team (ESPN)
- » Midseason All-America Team (USA Today)
- » Midseason All-America First Team (FOX Sports)
- » Midseason All-America First Team (Pro Football Focus)
- » Midseason All-America First Team (The Athletic)
- » Midseason All-Texas First Team (Dave Campbell's Texas Football)
- » Midseason All-Texas Offensive Player of the Year (Dave Campbell's Texas Football)
- » Preseason All-Big 12 Third Team (Athlon Sports)
- » Preseason All-Big 12 Third Team (Pro Football Focus)

DJ CAMPBELL (SOPHOMORE, OL)

- » Joe Moore Award Midseason Honor Roll

JALEN CATALON (SENIOR, DB)

- » Comeback Player of the Year Award watch list
- » Lonestar Player of the Year preseason watch list
- » Preseason All-America Fourth Team (Athlon Sports)
- » Preseason All-Big 12 First Team (Athlon Sports)
- » Preseason All-Big 12 Third Team (Phil Steele)
- » Preseason All-Big 12 Third Team (Pro Football Focus)
- » Reese's Senior Bowl preseason watch list

ALFRED COLLINS (SENIOR, DL)

- » Reese's Senior Bowl preseason watch list
- » Reese's Senior Bowl invitee

HAYDEN CONNER (JUNIOR, OL)

- » Joe Moore Award Midseason Honor Roll
- » Joe Moore Award semifinalist
- » Preseason All-Big 12 Third Team (Phil Steele)

JOHNTAY COOK II (FRESHMAN, WR)

- » Shaun Alexander Freshman of the Year Award preseason watch list

KITAN CRAWFORD (SENIOR, DB)

- » Reese's Senior Bowl preseason watch list

GAME NOTES

LONGHORN 2023 HONOR ROLL (CON'T)

QUINN EWERS (SOPHOMORE, QB)

- » Big 12 Offensive Player of the Week (Week 2 at Alabama)
- » Davey O'Brien Award preseason watch list
- » Davey O'Brien Award semifinalist
- » Davey O'Brien Award's Great 8 List (Week 2 at Alabama)
- » Davey O'Brien National Quarterback of the Week (Week 2 at Alabama)
- » Earl Campbell Tyler Rose Award Player of the Week (Week 2 at Alabama)
- » Earl Campbell Tyler Rose Award Player of the Week Honorable Mention (Week 5 vs. Kansas)
- » Earl Campbell Tyler Rose Award preseason watch list
- » Johnny Unitas Golden Arm Award preseason watch list
- » Johnny Unitas Golden Arm Award Top 25
- » Lonestar Player of the Year preseason watch list
- » Manning Award preseason watch list
- » Manning Award Star of the Week (Week 2 at Alabama)
- » Maxwell Player of the Week (Week 2 at Alabama)
- » Maxwell Award preseason watch list
- » Preseason All-Big 12 First Team (Pro Football Focus)
- » Preseason All-Big 12 Third Team (Athlon Sports)
- » Preseason All-Big 12 Third Team (Phil Steele)
- » Preseason All-Texas Second Team (Dave Campbell's Texas Football)
- » Walter Camp National Offensive Player of the Week (Week 2 at Alabama)
- » Walter Camp Player of the Year preseason watch list

JAYLAN FORD (SENIOR, LB)

- » Bednarik Award preseason watch list
- » Bronko Nagurski Trophy preseason watch list
- » Butkus Award preseason watch list
- » Butkus Award semifinalist
- » Lombardi Award midseason watch list
- » Lombardi Award preseason watch list
- » Lonestar Player of the Year preseason watch list
- » Lott IMPACT Trophy preseason watch list
- » Preseason All-America First Team (The Athletic)
- » Preseason All-America Second Team (Phil Steele)
- » Preseason All-America Second Team (Sporting News)
- » Preseason All-America Third Team (Athlon Sports)
- » Preseason All-Big 12
- » Preseason All-Big 12 First Team (Athlon Sports)
- » Preseason All-Big 12 First Team (Phil Steele)
- » Preseason All-Big 12 First Team (Pro Football Focus)
- » Preseason Big 12 Defensive Player of the Year
- » Preseason All-Texas First Team (Dave Campbell's Texas Football)
- » Preseason All-Texas Best Linebacker (Dave Campbell's Texas Football)
- » Reese's Senior Bowl invitee
- » Reese's Senior Bowl National Defensive Player of the Week (Week 4 at Baylor)
- » Reese's Senior Bowl preseason watch list

ANTHONY HILL JR. (FRESHMAN, LB)

- » Midseason True Freshman All-American (247Sports)
- » Midseason True Freshman All-American (On3)
- » 247Sports True Freshman of the Week (Week 2 at Alabama)
- » Shaun Alexander Freshman of the Week (Week 2 at Alabama)
- » Shaun Alexander Freshman of the Year Award preseason watch list
- » Shaun Alexander Freshman of the Year Award semifinalist

a blocked punt in the end zone to tie the game at 7-7.

• Senior DB Jalen Catalon has provided leadership in the defensive backfield since arriving on the Forty Acres. Against Alabama, he collected a team-leading seven tackles (six solo) with one tackle for loss. On the year, he has 16 tackles (14 solo) in seven games played.

SPECIAL TEAMS MAGIC

- Texas has scored two special teams' touchdowns during the 2023 campaign, the most since scoring two in 2020.
- Xavier Worthy returned a punt 74 yards for a touchdown to open the scoring against BYU.
- Worthy's return for a touchdown was the first by the Longhorns since 2018 and the 74 yards was the 10th-longest in program history.
- It marked the first punt return for a touchdown allowed by BYU since 2019.
- Against Oklahoma, Kitan Crawford blocked a punt in the end zone that was recovered by Malik Muhammad for Texas' first TD of the game.
- The blocked punt resulted in the second non-offensive TD of the season (Jerrin Thompson INT return vs. Wyoming).
- At Iowa State, T'Vondre Sweat blocked a point after try that was scooped up by Austin Jordan and returned 82 yards to pick up two points for the Horns.

DRAWING A CROWD

- Texas has played in front of capacity crowds in each of the last 10 games.
- At Alabama, 100,077 fans filled Bryant-Denny Stadium in Tuscaloosa.
- The following week, 101,777 Longhorns fans packed Darrell K Royal-Texas Memorial Stadium.
- In the Big 12 opener in Waco, Baylor announced a capacity crowd of 49,165, the eighth-largest attendance figure in McLane Stadium history.
- The Longhorns drew 102,986 fans for the Big 12 home opener against Kansas, the fourth-largest crowd in Darrell K Royal-Texas Memorial Stadium history.
- The 2023 Red River Rivalry against Oklahoma had a capacity crowd of 92,100 fans inside the Cotton Bowl in Dallas.
- In Texas' first game at Houston since 2001, the Longhorns and Cougars drew 42,812 fans to TDECU Stadium.
- The Horns welcomed 101,670 fans back to DKR-Texas Memorial Stadium for the game against BYU.
- The Texas-Kansas State game at Darrell K Royal-Texas Memorial stadium drew the fifth-largest crowd in stadium history: 102,846.
- Back on the road, Texas played in front of 50,812 fans at TCU inside Amon G. Carter Stadium.
- In the final road game of the season, 61,500 fans packed Jack Trice Stadium in Ames, Iowa for the Longhorns' game against the Cyclones.

DRIVING THE FIELD

- Texas has had a scoring drive of at least 82 yards in seven of the first 11 games, including three 90-plus yard drives.

- At Alabama, the Horns put together a 14-play, 82-yard drive that concluded with a Bert Auburn 29-yard field goal.
- Texas' first touchdown drive against Wyoming was a 17-play, 90-yard effort that took 8:03 to execute.
- On the drive, Texas rushed 11 times for 56 yards and converted two fourth downs before DL Byron Murphy II hauled in a 1-yard touchdown reception.
- Eight different players touched the ball during the drive
- It marked the Longhorns' first 90-yard scoring drive since last season's victory over Oklahoma.
- Texas did it again the following week at Baylor, driving 95 yards on just seven plays in 3:28, closing out the drive with a 21-yard reception by Xavier Worthy.
- UT's drive started after a Jaylan Ford interception in the end zone to stop a Bear scoring attempt.
- The Horns added an 88-yard touchdown drive against Kansas the next week and posted a 85-yard scoring drive against Oklahoma in week six.
- Texas had a 13-play, 85-yard scoring drive in the first half at TCU, closing out the drive with an Adonai Mitchell 6-yard TD reception from Quinn Ewers.
- At Iowa State, Texas put together a 9-play, 91-yard drive that wrapped up with a Jordan Whittington 23-yard touchdown reception.
- UT has recorded a scoring drive of 75 yards or more in each game this season.

BIG MAN TOUCHDOWNS

- Junior DL Byron Murphy II caught a 1-yard touchdown pass to cap the Longhorns' first touchdown drive against Wyoming, the first reception and touchdown of his career.
- Murphy became the fourth Longhorn lineman to score a touchdown on offense.

LONGHORN LINEMAN OFFENSIVE TOUCHDOWNS

Byron Murphy II, DT, vs. Wyoming, 2023

- 1-yard TD reception from Quinn Ewers

Sam Cosmi, OT at West Virginia, 2019

- 12-yard lateral from Sam Ehlinger
- First-ever Longhorn offensive lineman rushing touchdown

Luke Poehlmann, OT, at Baylor, 2011

- Tackle-Eligible
- 3-yard TD reception from Case McCoy
- First-ever Longhorn offensive lineman touchdown reception

Derek Lokey, DT, vs. Arizona State (Holiday Bowl), 2007

- 2-yard TD reception from Colt McCoy
- First-ever Longhorn defensive lineman with an offensive touchdown

RAMPING UP THE D

- After Wyoming's game-opening 75-yard touchdown drive, the Texas defense held the Cowboys to 88 yards on 27 plays (3.3 ypp) over

GAME NOTES

the remainder of the first half.

- Senior DB Jahdae Barron was a critical cog for the Longhorn defense, registering three key third-down stops (one PBU, two tackles) during the stretch.
- Texas forced Wyoming into five-straight punts after their opening drive.

STOPPING THE TIDE

- Texas defeated No. 3/3 Alabama, 34-24, on the road in Week 2, improving UT's all-time record against the Crimson Tide to 8-2-1.
- The victory was the first-ever non-conference road win for Texas versus an AP Top 3 opponent.
- It marked the first victory on the road against any top-three team since then-No. 1-ranked Longhorns won "The Game of the Century" at conference foe and second-ranked Arkansas, 15-14, in 1969.
- The Longhorns victory snapped Alabama's 21-game home winning streak. The Tide had won 57 consecutive regular-season games versus non-conference opponents.
- Texas' win was the first double-digit home loss for Alabama head coach Nick Saban as a college football head coach since 2003.
- Longhorn QB Quinn Ewers threw for 349 yards and three touchdowns in the victory, the first non-SEC quarterback to eclipse 250 passing yards and two touchdowns since Saban took over the Crimson Tide program in 2007.
- Texas had five sacks in the game, the most surrendered by the Crimson Tide since 2021 (at Auburn) and the most at home since 2015 (Tennessee). The five sacks were the most for a non-conference foe at Bryant-Denny Stadium since 2012 (6, Western Kentucky).

TAIL OF THE TAPE

- The Longhorns averaged 7.9 yards on first down to Alabama's 4.6 yards.
- Texas totaled five sacks and nine tackles for loss against the Crimson Tide.

FOURTH QUARTER FOCUS

- Texas scored 21 points in the fourth quarter, matching the most ever scored in the final frame against a Nick Saban-led Alabama team.
- After taking a 34-24 lead with 8:18 remaining, the Longhorns forced an Alabama 3-and-out then ran 12 plays over the final 7:14 of the game.
- Texas' victory ended a 73-game home win streak for Alabama when leading in the fourth quarter.

CONTROLLING THE FINAL FRAME

- Texas took control of the fourth quarter against Alabama and Wyoming during the second and third weeks of the season.
- During that span, Texas outscored Alabama and Wyoming 42-8 and outgained them 317 yards to 133, while converting 4-of-7 third-down opportunities to 1-of-5.
- On the year, Texas has outscored opponents 104-68 in the fourth quarter.

RED ZONE STOPS

- The Longhorns lead the Big 12 and rank fifth in

the nation in red zone defense.

- Texas has allowed opponents to score on just 67.7% of their red zone opportunities.
- In the Big 12 opener at Baylor, the Bears made six trips into the red zone resulting in two field goals and one turnover on an interception, while twice turning the ball over on downs and a Texas stop at the UT 4-yard line to end the game.

TEXAS IN THE SPOTLIGHT

- The Texas-Alabama broadcast on September 9th was the most-viewed regular-season game for ESPN since 2015.
- The broadcast averaged 8.8 million viewers on ESPN and ESPN2, peaking at over 10.7 million viewers.
- UT-UA had the best Saturday viewership for an ESPN game since 2014.
- "Field Pass with The Pat McAfee Show" on ESPN2 had 799,000 viewers – the most-watched McAfee Alternate Telecast and most-viewed College Football Alternate Telecast since the 2018 CFP National Championship.
- Texas-Oklahoma had 8.1 million viewers on ABC – the second-highest mark ever for the Red River Rivalry (2009).
- Viewership peaked at 11.1 million viewers, while "Field Pass with The Pat McAfee Show" on ESPN2 had 559,000 viewers.

FRESH FACES

- Four players made their first career starts for Texas in the Longhorns' 37-10 season-opening victory over Rice. That group was made up of running back CJ Baxter, wide receiver Adonai Mitchell, offensive lineman DJ Campbell and defensive back Jalen Catalon.
- CJ Baxter became the first Longhorn true freshman running back to start the season opener since Ricky Williams in 1995.
- In all, 23 players made their Longhorn debuts against Rice. Baxter, Catalon and Mitchell suited up in the Burnt Orange for the first time in their careers and were joined by EDGE Tausili Akana, DB BJ Allen Jr., DL Trill Carter, WR Johntay Cook II, OL Trevor Goosby, LB Anthony Hill Jr., DB Gavin Holmes, LB Liona Lefau, LB Tannahill Love, DB Jelani McDonald, DL Sydir Mitchell, WR DeAndre Moore Jr., DB Malik Muhammad, QB Maalik Murphy, WR Isaiah Neyor, WR Ryan Niblett, P Ryan Sanborn, DB Derek Williams Jr., RB Quintrevion Wisner and RB Ky Woods.
- Sophomore RB Jonathon Brooks and sophomore EDGE Ethan Burke made their first career starts in the victory over Wyoming.
- Freshman EDGE Billy Walton III made his Longhorn debut against Wyoming.
- LB Anthony Hill Jr. made his first career start in the Longhorns' victory over BYU, while junior LB Marshall Landwehr made his first career appearance.
- OL Cameron Williams registered his first career start in the overtime win against Kansas State.

O-LINE CONSISTENCY

- Texas returned all five starters along the offensive line with Kelvin Banks, Jr., Hayden

LONGHORN 2023 HONOR ROLL (CON'T)

COLE HUTSON (SOPHOMORE, OL)

- » Joe Moore Award Midseason Honor Roll
- » Joe Moore Award semifinalist

CHRISTIAN JONES (SUPER SENIOR, OL)

- » Joe Moore Award Midseason Honor Roll
- » Joe Moore Award semifinalist
- » Lombaradi Award midseason watch list
- » Midseason All-Texas First Team (Dave Campbell's Texas Football)
- » Preseason All-Big 12 Second Team (Athlon Sports)
- » Preseason All-Big 12 Third Team (Phil Steele)
- » Preseason All-Big 12 Third Team (Pro Football Focus)
- » Preseason All-Texas Second Team (Dave Campbell's Texas Football)
- » Reese's Senior Bowl invitee
- » Reese's Senior Bowl preseason watch list
- » Wuerffel Trophy preseason watch list

PETE KWIATKOWSKI (DEFENSIVE COORDINATOR)

- » Broyles Award nominee
- » Broyles Award semifinalist

JAKE MAJORS (JUNIOR, OL)

- » Joe Moore Award Midseason Honor Roll
- » Joe Moore Award semifinalist
- » Preseason All-Big 12 Third Team (Athlon Sports)
- » Rimington Trophy preseason watch list

ADONAI MITCHELL (JUNIOR, WR)

- » Big 12 Newcomer of the Week (Week 2 at Alabama)
- » Big 12 Newcomer of the Week (Week 5 vs. Kansas)
- » Big 12 Newcomer of the Week (Week 10 vs. Kansas State)
- » Earl Campbell Tyler Rose Award Player of the Week Honorable Mention (Week 2 at Alabama)
- » Earl Campbell Tyler Rose Award Player of the Week Honorable Mention (Week 5 vs. Kansas)
- » Earl Campbell Tyler Rose Award Player of the Week Honorable Mention (Week 10 vs. Kansas State)
- » Preseason All-Big 12 First Team (Pro Football Focus)

MALIK MUHAMMAD (FRESHMAN, DB)

- » Shaun Alexander Freshman of the Year Award preseason watch list

BYRON MURPHY II (JUNIOR, DL)

- » Lonestar Player of the Year preseason watch list
- » Midseason All-America Second Team (Associated Press)
- » Midseason All-America Third Team (Pro Football Focus)
- » Preseason All-America Fourth Team (Athlon Sports)
- » Preseason All-Big 12
- » Preseason All-Big 12 First Team (Athlon Sports)
- » Preseason All-Big 12 Second Team (Pro Football Focus)
- » Reese's Senior Bowl invitee

ISAIAH NEYOR (SENIOR, WR)

- » Reese's Senior Bowl preseason watch list

CONNOR ROBERTSON (SOPHOMORE, OL)

- » Joe Moore Award Midseason Honor Roll
- » Joe Moore Award semifinalist

KEILAN ROBINSON (SENIOR, RB, KR/PR)

- » Preseason All-Big 12 First Team – KR (Athlon Sports)
- » Preseason All-Big 12 Second Team – KR (Phil Steele)
- » Reese's Senior Bowl preseason watch list

GAME NOTES

LONGHORN 2023 HONOR ROLL (CON'T)

RYAN SANBORN (SENIOR, P)

- » Preseason All-Big 12 First Team (Pro Football Focus)
- » Preseason All-Big 12 Third Team (Athlon Sports)
- » Ray Guy Award preseason watch list
- » Ray's 8 list (Week 2 at Alabama)

JA'TAVION SANDERS (JUNIOR, TE)

- » John Mackey Award preseason watch list
- » John Mackey Award semifinalist
- » John Mackey Tight End of the Week (Week 2 at Alabama)
- » Lombardi Award midseason watch list
- » Lombardi Award preseason watch list
- » Lonestar Player of the Year preseason watch list
- » Midseason All-Texas First Team (Dave Campbell's Texas Football)
- » Preseason All-America Second Team (CBS Sports)
- » Preseason All-America Second Team (Phil Steele)
- » Preseason All-America Second Team (The Athletic)
- » Preseason All-America Third Team (Athlon Sports)
- » Preseason All-Big 12
- » Preseason All-Big 12 First Team (Athlon Sports)
- » Preseason All-Big 12 First Team (Phil Steele)
- » Preseason All-Big 12 First Team (Pro Football Focus)
- » Preseason All-Texas First Team (Dave Campbell's Texas Football)

STEVE SARKISIAN (HEAD COACH)

- » Bryant Award Fan Vote Favorite of the Week (Week 2 at Alabama)
- » Bryant Award watch list
- » Dodd Trophy Coach of the Week (Week 2 at Alabama)
- » Dodd Trophy midseason watch list
- » Dodd Trophy preseason watch list

BARRYN SORRELL (JUNIOR, DL)

- » Preseason All-Big 12 Second Team (Athlon Sports)
- » Preseason All-Big 12 Second Team (Phil Steele)
- » Preseason All-Texas Second Team (Dave Campbell's Texas Football)

LANCE ST. LOUIS (SOPHOMORE, LS)

- » Preseason All-Big 12 Fourth Team (Phil Steele)

T'VONDRE SWEAT (SUPER SENIOR, DL)

- » Bednarik Award preseason watch list
- » Bednarik Award semifinalist
- » Lombardi Award midseason watch list
- » Midseason All-America First Team (The Athletic)
- » Midseason All-America Second Team (Associated Press)
- » Midseason All-America Second Team (FOX Sports)
- » Midseason All-America Second Team (Pro Football Focus)
- » Midseason All-America Team Honorable Mention (ESPN)
- » Midseason All-Texas First Team (Dave Campbell's Texas Football)
- » Outland Trophy semifinalist
- » Preseason All-Big 12 Second Team (Athlon Sports)
- » Preseason All-Big 12 Second Team (Phil Steele)
- » Preseason All-Big 12 Second Team (Pro Football Focus)
- » Reese's Senior Bowl Midseason All-America Team
- » Reese's Senior Bowl invitee
- » Reese's Senior Bowl preseason watch list
- » Walter Camp Player of the Year semifinalist

Conner, Jake Majors, Cole Hutson and Christian Jones back for the 2023 season.

- It marked the first time since at least 1993 that all five starters return and the 11th time in the last 30 seasons in which at least four starters from the offensive line return.
- Last season, the quintet combined for a total of 2,143 pass-blocking snaps and allowed only eight sacks.
- The group helped Texas average 34.5 points per game, the 17th-highest scoring average among Power 5 programs, and 429.5 yards per game, the 23rd-best mark among Power 5 teams.
- Left tackle Banks, an Outland Trophy and Lombardi Award candidate, started all 13 games as a true freshman in 2022, allowing just one sack and one quarterback hit during the season.
- He faced four 2023 NFL first-round draft picks in No. 3 pick Will Anderson of Alabama, No. 7 pick Tyree Wilson of Texas Tech, No. 15 pick Will McDonald IV of Iowa State and No. 31 pick Felix Anudike-Uzomah of Kansas State.
- Banks did not allow a quarterback pressure over the final four games of the season and was not called for a penalty all year.
- This year, the offensive line unit of Banks, Connor, Majors and Jones, as well as starting RG DJ Campbell, Hutson and Connor Robertson have been recognized as Joe Moore Award semifinalists as the best offensive line unit in the nation.

X-FACTOR

- Junior WR/PR Xavier Worthy is one of the premier wide receivers in the Big 12 and the nation.
- On the year, he has totaled a career-high 63 receptions for 834 yards and four touchdowns. He is second in the conference in receiving yards, third in receptions, ranks third in receiving yards, and is tied for 13th in touchdowns, while also second in receiving yards per game (75.8) and third in receptions per game (5.7).
- Eleven of his 63 receptions are for at least 20 yards, including a pair of 44-yard touchdown catches, a 42-yard touchdown reception, a 44-yard reception and two 39-yard receptions.
- Worthy now has three seasons of 60-plus receptions, the second Longhorn to accomplish the feat (Roy Williams).
- He has become one of the top return specialists in the nation and currently leads the Big 12 and is second in the FBS averaging 18.2 yards per return and is currently the second-best average in program history (Bobby Dillon, 22.3 ypr - 1950).
- He has had five receptions or more in seven of 11 games this season.
- He has eight career touchdowns of 40-plus yards (three in 2023) and 12 career receptions of 40-or-more yards.
- For his career, Worthy has hauled in 185 receptions for 2,575 yards and 25 touchdowns.
- The Fresno, Calif. native has caught a pass in all 36 games he has played, the third-longest streak in program history, and his 185 career receptions are the seventh-most for a Longhorn, three behind Collin Johnson (2016-19).
- His 2,575 receiving yards rank seventh all-time

in program history, trailing Quan Cosby (2005-08) by 23 yards.

- He ranks third in UT history in touchdown receptions and is just one of four Longhorns to haul in at least 20 touchdown catches.

MOST RECEIVING TOUCHDOWNS (TEXAS, ALL-TIME)

Player	TD Receptions	Years
1. Roy Williams	36	2000-03
2. Jordan Shipley	33	2006-09
3. Xavier Worthy	25	2021-pr.
4. Limas Sweed	20	2004-07
5. Quan Cosby	19	2005-08

MOST RECEPTIONS (TEXAS, ALL-TIME)

Player	Receptions	Years
1. Jordan Shipley	248	2006-09
2. Roy Williams	241	2000-03
3. Jaxon Shipley	218	2011-14
4. Quan Cosby	212	2005-08
5. Mike Davis	200	2010-13
6. Collin Johnson	188	2016-19
7. Xavier Worthy	185	2021-pr
8. Mike Adams	177	1992-96
9. Devin Duvernay	176	2016-19
10. Kwame Cavil	174	1997-99

MOST RECEIVING YARDS (TEXAS, ALL-TIME)

Player	Yards	Years
1. Roy Williams	3,866	2000-03
2. Jordan Shipley	3,191	2006-09
3. Mike Adams	3,032	1992-96
4. Mike Davis	2,753	2010-13
5. Collin Johnson	2,624	2016-19
6. Quan Cosby	2,598	2005-08
7. Xavier Worthy	2,575	2021-pr.
8. Jaxon Shipley	2,510	2011-14
9. Devin Duvernay	2,468	2016-19
10. B.J. Johnson	2,389	2000-03

- He ranks fourth among active players at 71.5 receiving yards per game for his career (Malik Nabers, LSU - 79.4; Rome Odunze, Washington - 78.8; Jacob Cowing, Arizona - 74.4).
- Worthy's 14.4 career punt return average ranks third among active FBS players and second in program history.
- His 25 career receiving touchdowns are third-most among active FBS players.
- Worthy leads all active Big 12 players in career touchdowns (25), receptions (185) and receiving yards (2,575).
- At Iowa State, he hauled in four passes for a team-high 77 yards and also returned two punts for 24 yards.
- Worthy collected his second career 10-reception game in the win over TCU while adding a season-high 137 yards.
- In the victory over K-State, he hauled in five receptions for 48 yards and returned a pair of punts for 52 yards, totaling 116 all-purpose yards.

GAME NOTES

- Against BYU, he followed the first Cougar drive of the game by returning a punt 74 yards for a touchdown.
- It was the first punt return for a score for Texas since 2018 and the 74 yards it tied for the 10th-longest punt return in UT history.
- Worthy also caught four passes for 27 yards in the victory over the Cougars.
- At Houston, he had six receptions for a team-leading 92 yards and had a 42-yard touchdown.
- Worthy was everywhere on the field against Oklahoma, registering season highs with eight receptions and 108 yards.
- It was the sixth time in his career that Worthy eclipsed the century mark, the 10th-most in program history.
- Against Kansas, Worthy had seven receptions for 93 yards and became the 11th Longhorn to reach 2,000 career receiving yards.
- At Baylor, he caught 3 passes for 31 yards and one touchdown while also returning three punts for 48 yards, including a career-long 40-yard return.
- He followed his 40-yard punt return with a career-long 35-yard pass completion to Ja'Tavion Sanders, the second pass and completion of his career.
- His fourth-quarter touchdown reception against Wyoming sparked the Longhorns' offense after catching the ball on the Texas 46-yard line, breaking a tackle at the 40, and racing down the right sideline to score the first of Texas' three unanswered touchdowns.
- The 44-yard touchdown reception was his sixth career TD catch of 40 or more yards.
- Against Alabama in Tuscaloosa, Worthy had five receptions for 75 yards, including a 44-yard touchdown reception early in the second quarter.
- The 44-yard score was the ninth career reception of at least 40 yards and the fifth touchdown of 40-plus yards.
- Last season, he led the Big 12 and ranked 19th in the nation with nine touchdown receptions, while tying for fourth in the Big 12 in receptions (60), ranked fifth receiving yards (760), and seventh in receiving yards per game (58.5) and receptions per game (4.6).
- Worthy also served as the Longhorns' primary punt returner, averaging 9.7 yards per return, the third-best return average in the Big 12.
- Against K-State last season, he caught four passes for 42 yards and two touchdowns against Kansas State.
- His scores brought his career receiving TD total to 21, third all-time in UT history while accomplishing the feat in just 21 games.
- The two-touchdown game was his third of the season and the sixth multi-touchdown game of his career.
- Marked the sixth consecutive game with a touchdown reception, tied for the third-longest streak in UT history.
- Tallied a touchdown reception in at least four consecutive games for the second time in his career.
- His second touchdown reception against Kansas

- State was the 100th overall reception of his career. The reception occurred in his 21st game played, the fastest any Longhorn has reached 100 career receptions, besting the previous record of 22 games by Longhorn great Roy Williams.
- Versus Oklahoma in the Red River Showdown, he tallied three receptions for 29 yards, including a 10-yard touchdown reception.
 - Against West Virginia, he caught seven passes for 119 yards and two touchdowns of 15 and 44 yards.
 - He also threw a 33-yard touchdown pass to Ja'Tavion Sanders on the first pass attempt of his career.
 - Worthy was the first Longhorn to pass and receive a touchdown in the same game since Lil'Jordan Humphrey against Oklahoma in 2018.
 - He caught five passes for a game-high 97 yards against Alabama, including a diving 46-yard reception at the end of the first quarter.
 - Worthy was a dynamic performer in 2021 during his first season on the Forty Acres, smashing decades-old Texas records and setting a new standard for Longhorn freshmen.
 - He established Texas freshman single-season receiving records for receptions (62), yards (981) and touchdowns (12), while also holding the top single-game marks for receptions (14), yards (261) and touchdowns (3, twice).
 - He was named the Big 12 Conference's Offensive Freshman of the Year and earned All-Big 12 First Team honors, the only freshman among the conference's first- and second-team selections.

QUINN IN COMMAND

- Sophomore Quinn Ewers has led Texas to 14 wins in 19 starts during his first two seasons on the Forty Acres.
- Ewers currently leads the Big 12 in completion percentage (70.3%) and is second in passing efficiency (162.0) and passing yards per game (279.2), while ranking third in passing yards (2,513) despite missing two games due to injury. Nationally, he is ninth in completion percentage, 13th in passing efficiency, 17th in passing yards per game and yards per attempt (9.01).
- At Iowa State, he connected on 22-of-33 passes for 281 yards and two touchdowns.
- He has thrown at least one touchdown pass in all nine games he has played this season.
- After missing two games due to a shoulder injury, he returned to lead Texas to victory over TCU, completing 22-of-33 passes for 317 yards and one touchdown.
- It marked his sixth career 300-yard game and fourth this season.
- Against Houston, he completed 23-of-29 passes for 211 yards and two touchdowns, marking his eighth consecutive game with a touchdown pass and the ninth multi-touchdown pass game of his career.
- He had a string of 14 consecutive completions against the Cougars, the eighth-longest streak in program history.
- Ewers surpassed 4,000 career passing yards during the matchup with Houston, the 11th

LONGHORN 2023 HONOR ROLL (CON'T)

MICHAEL TAAFFE (SOPHOMORE, DB)

- » Burlsworth Trophy nominee

JERRIN THOMPSON (SENIOR, DB)

- » Preseason All-Big 12 First Team (Pro Football Focus)
- » Preseason All-Big 12 Fourth Team (Athlon Sports)
- » Reese's Senior Bowl preseason watch list

RYAN WATTS (SENIOR, DB)

- » Preseason All-Big 12 Second Team (Pro Football Focus)
- » Preseason All-Big 12 Third Team (Phil Steele)
- » Preseason All-Big 12 Fourth Team (Athlon Sports)
- » Reese's Senior Bowl preseason watch list

JORDAN WHITTINGTON (SENIOR, WR)

- » Preseason All-Big 12 Second Team (Athlon Sports)
- » Preseason All-Big 12 Second Team (Pro Football Focus)
- » Preseason All-Big 12 Third Team (Phil Steele)
- » Reese's Senior Bowl preseason watch list

CAMERON WILLIAMS (SOPHOMORE, OL)

- » Joe Moore Award semifinalist

XAVIER WORTHY (JUNIOR, WR)

- » Big 12 Conference Special Teams Player of the Week (Week 9 vs. BYU)
- » Biletnikoff Award preseason watch list
- » Earl Campbell Tyler Rose Award preseason watch list
- » Lonestar Player of the Year preseason watch list
- » Maxwell Award preseason watch list
- » Paul Hornung Award preseason watch list
- » Preseason All-America First Team (Phil Steele)
- » Preseason All-America Second Team (Associated Press)
- » Preseason All-America Second Team (Athlon Sports)
- » Preseason All-America Second Team (CBS Sports)
- » Preseason All-America Second Team (Walter Camp Football Foundation)
- » Preseason All-Big 12
- » Preseason All-Big 12 First Team (Athlon Sports)
- » Preseason All-Big 12 First Team (Phil Steele)
- » Preseason All-Big 12 First Team (Pro Football Focus)
- » Preseason All-Big 12 Third Team – PR (Athlon Sports)
- » Preseason All-Big 12 Third Team – PR (Phil Steele)
- » Preseason All-Big 12 Third Team – RS (Pro Football Focus)
- » Preseason All-Texas First Team (Dave Campbell's Texas Football)
- » Preseason All-Texas Best Wide Receiver (Dave Campbell's Texas Football)
- » Walter Camp Player of the Year preseason watch list

GAME NOTES

NCAA / BIG 12 TEAM RANKINGS

CATEGORY	NCAA	BIG 12	VALUE
3rd Down Conversion Pct	88	12	0.367
3rd Down Conv. Pct Defense	1	1	0.266
4th Down Conversion Pct	35	4	0.615
4th Down Conv. Pct Defense	46	5	0.458
Blocked Kicks	22	5	2
Blocked Kicks Allowed	45	3	1
Blocked Punts	17	2	1
Blocked Punts Allowed	73	7	1
Completion Percentage	13	2	0.674
Defensive TDs	52	6	1
Fewest Penalties	68	11	.66
Fewest Penalties Per Game	69	11	.600
Fewest Penalty Yards	49	8	.524
Fewest Penalty Yds Per Game	49	8	.4764
First Downs Defense	31	1	.196
First Downs Offense	42	8	.240
Fumbles Lost	76	11	7
Fumbles Recovered	58	4	.6
Kickoff Return Defense	37	3	.1753
Kickoff Returns	99	13	.1800
Net Punting	21	4	.4121
Passes Had Intercepted	32	2	.7
Passes Intercepted	14	3	.12
Passing Offense	27	3	.2763
Passing Yards Allowed	111	12	.253.9
Passing Yards per Comp.	40	5	.12.77
Punt Return Defense	39	8	.5.67
Punt Returns	10	3	.16.84
Red Zone Defense	5	1	.0.667
Red Zone Offense	97	10	.0.786
Rushing Defense	4	1	.82.7
Rushing Offense	39	7	.178.0
Sacks Allowed	65	11	.2.00
Scoring Defense	16	1	.18.2
Scoring Offense	30	3	.32.9
Tackles for Loss Allowed	49	9	.5.18
Team Passing Efficiency	25	3	.153.53
Team Passing Eff. Defense	51	6	.128.31
Team Sacks	29	1	.2.64
Team Tackles for Loss	20	2	.6.8
Time of Possession	41	5	.30.56
Total Defense	37	2	.336.6
Total Offense	15	4	.454.3
Turnover Margin	29	4	.0.36
Turnovers Gained	30	3	.18
Turnovers Lost	47	5	.13
Winning Percentage	7	1	.0.909

Longhorn to accomplish the feat.

- In the Red River Rivalry against Oklahoma, Ewers threw for 346 yards and one touchdown on 31-of-37 passing.

- He connected on a string of 19 consecutive passes against OU, breaking Colt McCoy's record of 18 straight against Oklahoma State in 2008.

- His 31 completions equaled a career high and are tied for the 10th most in a game in UT history.

- It marked his second consecutive 300-yard passing game, the first Longhorn with back-to-back games of 300 passing yards since Sam Ehlinger in 2009 (vs. Kansas, at TCU).

MOST PASSING YARDS (TEXAS, ALL-TIME)

Player	Passing Yards	Year(s)
1. Colt McCoy	13,153	2006-09
2. Sam Ehlinger	11,436	2017-20
3. Major Applewhite	8,353	1998-2001
4. James Brown	7,638	1994-97
5. Peter Gardere	7,396	1989-92
6. Chris Simms	7,097	1999-2002
7. Vince Young	6,040	2003-05
8. Bret Stafford	4,735	1984-87
9. David Ash	4,728	2011-14
10. Quinn Ewers	4,690	2022-pr.

MOST PASSING TOUCHDOWNS (TEXAS, ALL-TIME)

Player	Passing TDs	Year(s)
1. Colt McCoy	112	2006-09
2. Sam Ehlinger	94	2017-20
3. Major Applewhite	60	1998-2001
4. Chris Simms	58	1999-2002
5. James Brown	53	1994-97
6. Vince Young	44	2003-05
7. Peter Gardere	37	1989-92
8. Quinn Ewers	31	2022-pr.
David Ash	31	2011-14
10. Casey Thompson	30	2019-21

- Ewers connected on 25-of-35 passes for 325 yards and one touchdown in the Horns' victory over Kansas, while also rushing seven times for 40 yards and two touchdowns, including a career-long 30-yard run.

- He also rushed for a touchdown in his third consecutive game, the first Texas QB to accomplish the feat since Sam Ehlinger in 2018 (Tulsa, USC, TCU).

- Tallied his third-straight game with a passing and rushing touchdown and the fourth of his career.

- Marked the sixth game in which he accounted for at least three touchdowns.

- Had his streak of consecutive passes without an interception ended at 245, the second-longest streak in program history (Sam Ehlinger, 308).

- In the Horns' win at Baylor, he completed 18-of-23 passes for 293 yards and one touchdown and added five carries for 16 yards and another score.

- Surpassed 3,000 career passing yards, the 16th Longhorn to accomplish the feat.

- He had a standout performance in week two at Alabama, earning Walter Camp National Offensive

Player of the Week, Maxwell Player of the Week, Big 12 Offensive Player of the Week and Davey O'Brien Quarterback of the Week honors after completing 24-of-38 passes for 349 yards and three touchdowns to guide the then-11th-ranked Longhorns to a 34-24 victory over then-No. 3 Alabama in Tuscaloosa.

- In the fourth quarter against the Crimson Tide, Ewers connected on 6-of-7 passes for 135 yards and two touchdowns.

- He connected for three touchdown passes for the second consecutive game and fourth time in his career.

MOST CONSECUTIVE PASSES W/OUT AN INT (TEXAS, ALL-TIME)

Player	Passes	Year(s)
1. Sam Ehlinger	308	2018
2. Quinn Ewers	245	2022-23
3. Sam Ehlinger	162	2018-19
4. Major Applewhite	156	1999
5. Sam Ehlinger	139	2020

- Ewers opened the 2023 campaign completing 19-of-30 passes for 260 yards and three touchdowns, while also rushing for another score in the victory over Rice.

- The four touchdowns accounted for matched his career high, established last season against Oklahoma.

- Ewers had one of the top freshman campaigns for a Texas QB in program history, guiding the Longhorns to six wins in 10 starts.

- In his 10 games last season, Ewers completed 172-of-296 passes (58.1%) for 2,177 yards, 15 touchdowns and six interceptions in 2022.

- His 2,177 passing yards were the fifth-most all time for a Texas freshman and the 22nd-most in program history, while the 15 touchdown passes were the fourth-most in a season for a Longhorn freshman.

- He led Texas to six victories, tied for third-most by a freshman in program history.

- In the Alamo Bowl against Washington, he connected on 31-of-47 passes for 369 yards and one touchdown, establishing career highs for completions and passing yards.

- The 31 completions and 47 passing attempts were the third-most ever for a Texas quarterback in a bowl game and both marks equaled the 10th-most in any single game in program history.

- Additionally, his 369 passing yards were the third-most ever for a Longhorn in a bowl game and 16th-most in a single game in UT history.

- Ewers threw for 319 yards and two touchdowns on 19-of-49 passing at Oklahoma State, the first 300-yard passing game of his career.

- He had a standout performance against Oklahoma in the Red River Showdown, completing 21-of-31 passes for 289 yards and four touchdowns, establishing then-career bests in each category.

- The four touchdown passes are tied for third-most in the UT-OU game in series history and are the most-ever by a Texas freshman.

- Ewers' four passing scores are also tied for

GAME NOTES

10th-most in a game in program history and tied for third among Texas freshmen.

- His four touchdown passes were the most for a Texas freshman since Shane Buechele had four against UTEP in 2016.
- His efforts earned him Big 12 Conference Newcomer of the Week honors, the first weekly conference honor of his career.
- He started the first two games of the season for the Longhorns, completing 25-of-36 passes (69.4%), for 359 yards and two touchdowns in four total quarters of action.
- Against then-No. 1 Alabama, Ewers passed for 134 yards and connected on 9-of-12 passes before being sidelined with an injury at the end of the first quarter.
- He made his first career start and his Longhorn debut in the season opener against ULM, guiding the Texas to a season-opening 52-10 victory.
- The transfer from Ohio State completed 16-of-24 passes for 225 yards and two touchdowns. After throwing an interception on his second career passing attempt, he bounced back to connect on eight-straight passes and nine of 10, guiding Texas to four touchdowns, a field goal and a field goal attempt on his next six drives.
- Ewers' 225 passing yards were the third-most since 1950 for a freshman starting in the season opener, trailing Shea Morenz's 347 (1993) and Shane Buechele's 280 (2016).
- He was the sixth Longhorn freshman to start the season opener and the fifth to lead Texas to victory.

JONATHON ON THE SPOT

- Sophomore RB Jonathon Brooks' performance out of the backfield has been critical to the Longhorns' success in the 2023 season.
- Brooks has tallied a career-high 1,139 rushing yards on the season, the third-straight season in which Texas has had a 1,000-yard rusher and the 26th time overall.
- His 1,139 rushing yards are the 14th-most in a season in program history.
- Through the first 10 games of the season, he ranked sixth in the nation in rushing yards (1,139), seventh in rushing yards per game (113.9 ypg) and sixth in all-purpose yards (142.5 ypg). He was second in the Big 12 in all-purpose yards, third in rushing yards, rushing yards per game and total touchdowns (11), and fourth in rushing yards per carry (6.09) and rushing touchdowns (10).
- His versatility was on display over his last eight games, rushing 161 times for 1,030 yards (103.0 ypg) and catching 22 passes for 240 yards to total 1,270 yards (127.0 ypg).
- At TCU, Brooks rushed 21 times for 104 yards and two touchdowns and caught three passes for 74 yards, including a career-long 73 yard reception, before leaving early in the fourth quarter due to a knee injury.
- Against Kansas State, he racked up 112 yards on 22 carries (5.1 ypc) with one touchdown.
- It marked his fifth 100-yard rushing game in the last seven games and the fifth time in the last six games with at least one touchdown.
- In the victory over BYU, he carried the ball 16

times for 98 yards 6.1 ypc) with one touchdown and hauled in four passes for 40 yards.

- Against Houston, he rushed for 99 yards on 20 carries and established career bests with eight receptions for 51 yards to total 150 all-purpose yards, his third consecutive game with 150+ all-purpose yards.
- Brooks went over the century mark for the fourth-straight game against Oklahoma with 129 rushing yards and a touchdown on 22 carries (5.9 ypc).
- His fourth quarter touchdown against the Sooners had tied the game at 27-27.
- Oklahoma had entered the game ranked 28th in rushing defense, allowing 105.2 yards per game.
- Brooks was dominant in the Texas victory over Kansas, posting his first career 200-yard rushing game, totaling 218 yards on 21 carries (10.4 ypc) with two touchdowns.
- His 218 yards were the fourth-most for a Longhorn versus an AP-ranked opponent.
- Brooks had a 54-yard touchdown run in the win over Kansas. Of his 13 career touchdowns (11 rushing, two receiving), five have been for 34 or more yards (three rushing, two receiving).
- Rushed for multiple touchdowns in his second consecutive game and third time in his career.

MOST RUSHING YARDS VS. AP-RANKED OPP (TEXAS, ALL-TIME)

Year	Player	Yards	Opponent
1998	R. Williams	259	#6 Texas A&M
2016	D. Foreman	250	#8 Baylor
1977	E. Campbell	222	#12 Texas A&M
2023	J. Brooks	218	#24 Kansas
2022	B. Robinson	209	#13 K-State

- At Baylor, he carried the ball 18 times for 106 yards and two touchdowns and also had an 18-yard reception.
- He had a dominant day in the victory over Wyoming, establishing then-career bests with 21 carries for 164 yards (7.8 ypc) while adding the eighth rushing touchdown of his career.
- During Texas' two fourth-quarter scoring drives against the Cowboys, Brooks rushed for 107 yards on eight carries, including a 61-yard run.
- Against Alabama, he rushed a career-high 14 times for 57 yards and one touchdown.
- Brooks has scored a touchdown in three-straight games (2 rushing, 2 receiving) dating back to the Alamo Bowl against Washington when he had a rushing and receiving touchdown.
- He proved to be a dual threat in the win over Rice, rushing 12 times for 55 yards and catching a pair of passes for 42 yards, including a 37-yard touchdown reception, the longest reception of his career.
- For his career, the Hallettsville, Texas native is averaging 6.2 yards per carry, rushing 238 times for 1,479 yards with 16 touchdowns.
- In 2022, he established career highs with 30 carries for 197 yards and five touchdowns.
- He had career day against Kansas with 11 carries for 108 yards (9.8 ypc) and two touchdowns, including a career-long 70-yard

NCAA / BIG 12 INDIVIDUAL RANKINGS

NAME/CATEGORY	NCAA	BIG 12	VALUE
Bert Auburn			
Field Goal Percentage.....	37	2	0.821
Field Goals Per Game.....	2	2	2.09
Points Responsible For.....	69	8	108
Points Responsible For/Game.....	78	8	9.8
Scoring.....	8	1	9.8
Total Points Scored.....	5	1	108

Jahdae Barron			
Fumbles Recovered.....	91	8	1

Jaray Bledsoe			
Fumbles Recovered.....	91	8	1

Jonathon Brooks			
All Purpose.....	6	2	142.50
Rush Yards Per Carry.....	24	4	6.09
Rushing TDs.....	30	7	10
Rushing Yards.....	12	4	1,139
Rushing Yards Per Game.....	8	3	113.9
Total Touchdowns.....	31	4	11

Vernon Broughton			
Fumbles Recovered.....	91	8	1

Ethan Burke			
Sacks (Per Game).....	53	5	0.55

Jett Bush			
Fumbles Recovered.....	91	8	1

Quinn Ewers			
Completion Percentage.....	9	1	0.703
Completions per Game.....	24	3	21.78
Passing Efficiency.....	13	2	162.0
Passing Touchdowns.....	58	6	16
Passing Yards.....	35	3	2,513
Passing Yards per Game.....	17	2	279.2
Passing Yards per Completion.....	33	4	12.82
Points Responsible For.....	49	6	128
Points Responsible For/Game.....	29	5	14.2
Total Offense.....	26	2	282.3
Yards per Pass Attempt.....	17	3	9.01

Jaylan Ford			
Fumbles Recovered.....	91	8	1

Adonai Mitchell			
Receiving Touchdowns.....	15	1	9
Receiving Yards.....	77	8	669
Receiving Yards Per Game.....	83	8	60.8
Total Touchdowns.....	64	9	9

Malik Muhammad			
Punt Return TDs.....	2	1	1

Keilan Robinson			
Combined Kick Returns.....	60	8	312
Kickoff Returns.....	38	4	20.8

Michael Taaffe			
Interceptions Per Game.....	48	10	0.3
Total Interceptions.....	37	8	3

Jerrin Thompson			
Interceptions Per Game.....	48	10	0.3
Total Interceptions.....	37	8	3

Xavier Worthy			
All Purpose.....	48	8	107.18
Combined Kick Returns.....	63	9	310
Fumbles Recovered.....	91	8	1
Punt Return TDs.....	2	1	1
Punt Returns.....	2	1	18.2
Receiving Yards.....	34	2	834
Receiving Yards Per Game.....	36	2	75.8
Receptions Per Game.....	33	3	5.7

Must be ranked in the NCAA Top 100 and Big 12 Top 10

GAME NOTES

IN THE RANKINGS

ASSOCIATED PRESS TOP 25 (Week 13)

Rk	Team (1st)	Record	Points
1	Georgia (61)	11-0	1549
2	Ohio State (1)	11-0	1447
3	Michigan	11-0	1440
4	Washington	11-0	1367
5	Florida State	11-0	1324
6	Oregon	10-1	1219
7	TEXAS	10-1	1180
8	Alabama	10-1	1138
9	Louisville	10-1	1017
10	Missouri	9-2	964
11	Penn State	9-2	894
12	Ole Miss	9-2	878
13	Oklahoma	9-2	766
14	LSU	8-3	748
15	Oregon State	8-3	714
16	Arizona	8-3	625
17	Notre Dame	8-3	503
18	Tulane	10-1	499
19	Kansas State	8-3	418
20	Iowa	9-2	332
21	Oklahoma State	8-3	329
22	Liberty	11-0	229
23	Toledo	10-1	118
24	James Madison	10-1	75
25	Tennessee	7-4	72

Others Receiving Votes: Utah 69, NC State 66, UNLV 56, SMU 49, North Carolina 26, Clemson 20, Kansas 7, Fresno State 6, New Mexico State 3, Texas A&M 1, Miami (OH) 1, UCLA 1

COACHES POLL TOP 25 (Week 13)

Rk	Team (1st)	Record	Points
1	Georgia (61)	11-0	1571
2	Ohio State (1)	11-0	1460
3	Michigan (1)	11-0	1458
4	Florida State	11-0	1375
5	Washington	11-0	1367
6	Oregon	10-1	1234
7	TEXAS	10-1	1193
8	Alabama	10-1	1174
9	Louisville	10-1	1035
10	Missouri	9-2	981
11	Penn State	9-2	908
12	Ole Miss	9-2	863
13	Oklahoma	9-2	840
14	LSU	8-3	726
15	Oregon State	8-3	684
16	Arizona	8-3	568
17	Notre Dame	8-3	536
18	Tulane	10-1	493
19	Iowa	9-2	447
20	Kansas State	8-3	424
21	Oklahoma State	8-3	299
22	Liberty	11-0	158
23	Tennessee	7-4	109
24	NC State	8-3	97
25	SMU	9-2	84

Others Receiving Votes: North Carolina 79, UNLV 76, Utah 75, Toledo 49, James Madison 48, Clemson 25, Troy 17, Texas A&M 6, UCLA 5, Kansas 4, Fresno State 3, West Virginia 2, UTSA 1, Air Force 1

2023 WEEK-BY-WEEK RANKINGS

WEEK	AP	COACHES	CFP
Preseason	11	12	N/A
Week 2	11	10	N/A
Week 3	4	6	N/A
Week 4	3	6	N/A
Week 5	3	5	N/A
Week 6	3	4	N/A
Week 7	9	11	N/A
Week 8	8	8	N/A
Week 9	7	7	N/A
Week 10	7	6	7
Week 11	7	7	7
Week 12	7	7	7
Week 13	7	7	-
Week 14	-	-	-
Week 15	-	-	-
Final	-	-	-

score.

- He made his Longhorn debut in 2021 in Texas' 58-0 victory over Rice, totaling nine carries and 63 yards while also rushing for his first-career touchdown.

A FREQUENT FACE IN THE AP POLL

- Texas has made 770 all-time appearances in the Associated Press Top 25, which debuted in 1936. Oklahoma and West Virginia are the league's only other current members to feature in the AP Top 25 on more than 300 occasions.
- The Longhorns' AP Top 25 history includes 56 preseason poll appearances (34 top-10), 45 total weeks at No. 1 and 50 appearances in the final poll (27 top-10).
- Texas has been ranked in 60 of the last 91 AP Polls, dating back to week five of the 2018 season. That stretch includes the current active streak of 17-straight appearances as well as a streak of 21 consecutive appearances in the AP Top 25.
- A 162-week run that covered 11 years (2000-10) ranks as UT's longest consecutive streak of being ranked in the AP Top 25 in program history.

MOST AP POLL TOP 25 APPEARANCES (BIG 12 PROGRAMS, ALL-TIME)

Rank	Current Rank	App.
1. Oklahoma	No. 13	895
2. Texas	No. 7	770
3. West Virginia	NR	304
4. Oklahoma State	No. 21	284
5. BYU	NR	279
6. TCU	NR	255
7. Kansas State	No. 19	236
8. Baylor	NR	225
9. Houston	NR	203
10. Texas Tech	NR	141
11. Kansas	RV	115
12. Cincinnati	NR	97
13. Iowa State	NR	70
14. UCF	NR	54

TEXAS VS. RANKED OPPONENTS (ALL TIME)

Overall record	138-164-8 (.458)
Home	52-49-4 (.514)
Away	36-50-0 (.419)
Neutral (including bowls)	50-65-4 (.437)

BAXTER BREAKS THROUGH

- True freshman RB CJ Baxter has made an immediate impact on the Longhorn offense.
- In the season-opener against Rice, he became the first true freshman to start for Texas since Ricky Williams in 1995.
- The Orlando native put his stamp on the victory at Iowa State, eclipsing the century mark for the first time with a career-high 117 yards on 20 carries, while also catching a team-high five passes.
- He became just the third Texas running back and first since Cedric Benson in 2003, to rush for over 100 yards in Ames.
- Baxter rushed 15 times for 67 yards in the win over Kansas.
- He collected his first career touchdown in the

win at Baylor, rushing six times for 21 yards and the score, while also catching a pair of passes for 16 yards.

Player	Carries	Yards	Date
CJ Baxter, Fr.	20	117	11/18/2023
Cedric Benson, Jr.	32	140	10/18/2003
Hodges Mitchell, Jr.	32	158	10/30/1999

- In his debut in the victory over Rice, Baxter carried the ball five times for 38 yards, including a 32-yard burst.

SANDERS IS A SENSATION

- Junior TE Ja'Tavion Sanders is now a two-time semifinalist for the John Mackey Award (2022-23) after posting dominating performances this season.
- In the win at TCU, he caught four passes for 47 yards, including a 19-yard reception and followed that with a pair of receptions for 32 yards at Iowa State.
- During the victory over the Horned Frogs, he became the fourth Longhorn tight end to surpass 1,000 career receiving yards and just the third to collect 80 receptions.
- At Baylor, Sanders caught five passes for 110 yards to help lead Texas to victory over Baylor.
- He became the first Longhorn tight end in program history to have two 100-yard receiving games in his career.
- For his career, Sanders is tied for second all-time among Longhorn tight ends in receptions (80), is fourth in receiving yards (1,038) and ranks seventh in touchdowns (6).

WHAT THEY'RE SAYING:

"There may not be a bigger mismatch problem in college football than (Ja'Tavion) Sanders. It doesn't matter where they line him up, or what personnel you're in on defense, you're at a disadvantage." — Tom Luginbill, ESPN

- Has caught at least four passes in a game four this season and 12 times over the last 23 games.
- In the victory over BYU he tallied for receptions for 37 yards, including a 20-yard reception - his seven catch of 20-plus yards this season.
- Sanders registered his first career 100-receiving yard performance in the victory over Alabama, catching five passes for 114 yards, including a career-long 50-yard reception that set up the Longhorns go-ahead score early in the fourth quarter.
- Sanders' 100-yard receiving performance was the second for a Longhorn against the Crimson Tide, joining Jordan Shipley who had 122 yards on 10 receptions in the 2009 BCS Championship Game.
- His 50-yard reception was the 12th-longest for a Texas tight end in program history.
- He kicked off the 2023 season hauling in two passes for 44 yards against Rice, including a 44-yard touchdown reception in which he caught at the Rice 36-yard line and out-sprinted the Owl defenders to the end zone.
- The 44-yard reception was the longest of his

GAME NOTES

career and was the sixth touchdown of his career, the seventh-most for a Texas tight end.

- Sanders was tremendous during the 2022 campaign, earning All-Big 12 Honors from the league's coaches and the Associated Press.
- A John Mackey Award semifinalist last season, hauled in 54 receptions for 613 yards and five touchdowns.

MOST RECEPTIONS (TEXAS TIGHT END, CAREER)

Player	Receptions	Years
1. David Thomas	98	2002-05
2. Ja'Tavion Sanders	82	2021-pr.
3. Pat Fitzgerald	80	1994-96
4. Jermichael Finley	76	2006-07
5. Bo Scaife	75	'99, '01, '03-04

MOST RECEIVING YARDS (TEXAS TIGHT END, CAREER)

Player	Yards	Years
1. David Thomas	1,367	2002-05
2. Pat Fitzgerald	1,106	1994-96
3. Lawrence Sampleton	1,071	1978-81
4. Ja'Tavion Sanders	1,070	2021-pr.
5. Bo Scaife	997	'99, '01, '03-04

MOST TOUCHDOWNS (TEXAS TIGHT END, CAREER)

Player	Touchdowns	Years
1. David Thomas	15	2002-05
2. Pat Fitzgerald	12	1994-96
3. Kerry Cash	10	1987-90
4. Cade Brewer	8	2017-21
Derek Lewis	8	1995-98
6. Lawrence Sampleton	7	1978-81
7. Ja'Tavion Sanders	6	2021-pr.

- His 54 catches set a single-season record for a Texas tight end, while his 613 yards were the second-most in a season for a Longhorn at the position and his five TDs tied for third.
- He hauled in at least five passes in eight of 13 games in 2022.
- Caught a career-high seven passes for 61 yards against TCU.
- In the Red River Showdown against Oklahoma, Sanders caught five passes for 71 yards and two touchdowns.
- The two scores brought his season total to five this season, tied for third all-time among Texas tight ends.
- Against West Virginia, Sanders caught five passes for 78 yards and a career-best two touchdowns.
- His two scores went for 33 and 13 yards and marked the first time a Texas tight end had hauled in two touchdowns in a game since D.J. Grant in 2011.

MITCHELL MAKES AN IMPACT

- Junior wide receiver Adonai Mitchell has come up huge in his first 11 games in the Burnt Orange,

tallying 43 receptions for 669 yards and a Big 12 Conference leading nine touchdown receptions.

- His nine touchdown receptions are tied for eighth-most in a season in program history.

MOST RECEIVING TOUCHDOWNS (TEXAS, SEASON)

Player	TD Receptions	Year
1. Jordan Shipley	13	2009
2. Xavier Worthy	12	2021
Limas Sweed	12	2006
Roy Williams	12	2002
5. Jordan Shipley	11	2008
6. Quan Cosby	10	2008
Herkie Walls	10	1982
8. Adonai Mitchell	9	2023
Xavier Worthy	9	2022
Five others	9	----

- Five of his nine touchdown receptions occurred during a four game stretch at Houston, against BYU (2) and Kansas State, and at TCU.
- The four-game streak tied for the sixth-longest in program history.
- The Missouri City, Texas native has 11 touchdown receptions over his last 13 games.
- He three receptions for 61 yards and one touchdown against TCU and three receptions for 32 yards at Iowa State.
- He has had three or more receptions in 10 of 11 games this season.
- Mitchell had a career day in the victory over Kansas State, collecting eight receptions for a career-high 149 yards and equaling his career best with two touchdown receptions. It marked his second 100-yard receiving game of the season as well as his second two-touchdown performance.
- In the Texas win over BYU, Mitchell collected three receptions for 59 yards and equaled his season high with two touchdown catches.
- Mitchell had a breakout performance against Kansas, establishing career bests with 10 catches and 141 receiving yards while adding one touchdown reception.
- His 10-reception performance was the most for the Longhorns since Xavier Worthy had 14 against the Jayhawks in 2021.
- Against Alabama, he had three receptions for 78 yards and a pair of fourth quarter touchdowns. His first was a 7-yard touchdown that gave Texas the lead for good early in the fourth quarter, while his second, 39-yard score that sealed the win.
- It was the first career multi-touchdown game for Mitchell and the second game in which the Georgia transfer has scored against the Crimson Tide.
- He quickly made his presence felt in his first action as a Longhorn in the victory over Rice, catching three passes for 26 yards, including a 9-yard touchdown catch.
- Mitchell's scores against Alabama marked the fourth consecutive game in which he had hauled in a touchdown reception, including a 9-yard touchdown in the season-opener against Rice, a 10-yard TD against Ohio State in the CFP Semifinals and a 22-yard score against TCU in the CFP National Championship.

2023 BIG 12 STANDINGS

Team	Big 12	Overall
TEXAS	7-1	10-1
Oklahoma State	6-2	8-3
Oklahoma	6-2	9-2
Kansas State	6-2	8-3
Iowa State	5-3	6-5
West Virginia	5-3	7-4
Texas Tech	5-3	6-5
Kansas	4-4	7-4
BYU	2-6	5-6
TCU	3-5	5-6
Houston	2-6	4-7
Baylor	2-6	3-8
UCF	2-6	5-6
Cincinnati	1-7	3-8

TEXAS' 2023 OPPONENTS

Team	Record
Rice	5-6
at Alabama	10-1
Wyoming	7-4
at Baylor*	3-8
Kansas*	7-4
vs. Oklahoma* (Dallas)	9-2
at Houston*	4-7
BYU*	5-6
Kansas State*	8-3
at TCU*	5-6
at Iowa State*	6-5
Texas Tech*	6-5
TOTAL	75-57 (.568)

*Big 12 Opponent

GAME NOTES

TEXAS' RECORD WHEN...

2023 Sarkisian Era

Overall.....	10-1	23-13
Big 12	7-1	16-10
Non-conference	3-0	7-3
Home	5-0	14-4
Away	5-0	8-6
Neutral	0-1	1-3
Current streak	W5	W5
Current home streak	W5	W6
Current road streak	W5	W7
Current neutral site streak	L1	L2
Day game	5-1	13-8
Night game	5-0	10-5
August	0-0	0-0
September	5-0	10-3
October	2-1	6-5
November	3-0	7-4
December	0-0	0-1
January	0-0	0-0
vs. Top 25 teams	3-1	5-8
vs. unranked teams	7-0	18-5
On natural grass	3-1	5-4
On artificial surface	7-0	18-9
Scoring first	6-0	14-4
Opponent scores first	4-1	9-9
Leading after 1st quarter	8-0	17-5
Trailing after 1st quarter	2-0	5-6
Tied after 1st quarter	0-1	1-2
Leading at halftime	10-0	20-6
Trailing at halftime	0-1	2-6
Tied at halftime	0-0	1-1
Leading after 3rd quarter	8-0	21-6
Trailing after 3rd quarter	1-1	1-7
Tied after 3rd quarter	1-0	1-0
Overtime	1-0	1-2
Scoring 0-19	0-0	0-3
Scoring 20-29	2-0	4-5
Scoring 30-39	7-1	12-3
Scoring 40+ points	1-0	7-2
Allowing 0-19	6-0	12-1
Allowing 20-29	3-0	9-2
Allowing 30-39	1-1	2-6
Allowing 40+ points	0-0	0-4
Game decided by 1-9	3-1	7-11
Game decided by 10-19	2-0	4-1
Game decided by 20-29	4-0	6-1
Game decided by 30-39	1-0	2-0
Game decided by 40+	0-0	4-0
With 100-yard rusher	6-1	18-6
Allow 100-yard rusher	1-1	3-9
With 300-yard passer	3-1	5-5
Allow 300-yard passer	4-0	7-2
Outgaining opponent	9-1	20-2
Outgained by opponent	1-0	3-11
No turnovers	3-0	8-2
One to three turnovers	7-1	15-10
Four or more turnovers	0-0	0-1
No takeaways	0-1	2-5
One to three takeaways	10-0	21-8
Four or more takeaways	0-0	0-0
Win turnover margin	5-0	12-3
Tie turnover margin	3-0	7-4
Lose turnover margin	2-1	4-6
Win time of possession	7-1	14-2
Lose time of possession	3-0	9-11

WHITTINGTON PUTS IN THE WORK

- Senior WR Jordan Whittington has been a steady presence in the wide receiver room for the last five season.
- Against Iowa State, he caught three passes for 56 yards, including a 30-yard touchdown reception, the second-straight season in which he has caught a touchdown against the Cyclones.
- He had a career day against Oklahoma in the Red River Rivalry, equaling his career high with 10 receptions and setting a new career best with 115 receiving yards.
- The Cuaro, Texas native caught three passes for 44 yards, including a 33-yarder, in the victory over Alabama, after hauling in four passes for 47 yards in the season-opener against Rice.
- Whittington has had three or more receptions in seven of the last 13 games.
- Whittington returned for his senior campaign after a career year for the wideout in 2022.
- Last season, he was among the most reliable pass-catchers in the nation, hauling in 50 passes for 652 yards and one touchdown.
- Whittington had seven games of at least four receptions with at least one reception in all 13 games.
- Of his 50 receptions in 2022, 12 were for at least 20 yards and 30 (60%) were for 10+ yards.
- He had 10 receptions on third-down snaps with nine resulting in a first down.
- Caught six passes for 56 yards at Kansas and six passes for 78 yards against TCU.
- He hauled in his first touchdown of the season against Iowa State, totaling two receptions for 27 yards in all.
- Against Oklahoma, Whittington had a huge game with five receptions for 97 yards, including a pair of 22-yard catches and a 32-yard reception.
- The junior was Texas' top target in the matchup with No. 1 Alabama, hauling in seven passes for 64 yards, including a first-quarter, third-down 17-yard reception that kept the Longhorns' second scoring drive alive.
- He opened last season strong in the Longhorns' victory against Louisiana, hauling in seven receptions for a career-high 113 yards and one touchdown. Of those 113 yards, 54 of them came after the catch.
- In 2021, Whittington set then-career highs with 26 receptions, 377 yards and three touchdowns.
- Whittington entered the 2021 season with career marks of 23 receptions for 223 receiving yards, including a career-best 10 catches and 65 yards against Oklahoma in 2020.

JAHDAE ALL DAY

- Senior DB Jahdae Barron is a Jim Thorpe Award semifinalist whose impact in the defensive backfield can be felt throughout the team.
- He tallied five tackles (four solo) in the victory at TCU, then collected a trio of tackles at Iowa State.
- Barron made plays all over the field against BYU, collecting six tackles (two solo) with two tackles for loss, one pass breakup and a pass deflection that led resulted in a Terrance Brooks interception to set up Texas' second touchdown of the game.
- He was a difference-maker for the Longhorns

- against Houston, providing a spark with three timely tackles (two solo) and a pass breakup on the Cougars' final offensive play of the game that halted the drive at the Texas 10-yard line.
- The Austin native registered 11 tackles (five solo) with one tackle for loss in the Red River Rivalry against Oklahoma.
- Barron tallied three solo tackles, including a tackle for loss, and recovered a fumble that led to a Texas touchdown.
- Against Wyoming, Barron had a then-season-high 11 tackles (six solo), 0.5 TFL and one pass breakup in the win, including four third-down plays to force fourth down - three tackles and one pass breakup.
- At Alabama, Barron set the tone for the day, intercepting a pass to shut down the Crimson Tide's first drive and returning it 16 yards to set up Texas' first score.
- Barron added four tackles (three solo) in the win in Tuscaloosa, including a third-down tackle that forced an Alabama field goal.
- In 2022, Barron tallied a career-high 78 tackles (43 solo) including a team-leading 11.5 tackles for loss while adding two interceptions, one quarterback hurry, three pass breakups, one fumble recovery and two defensive touchdowns (INT, FR).
- He became the first FBS defensive back since 2000 to register double-digit tackles for loss, one fumble return for a touchdown and one interception return for a touchdown in the same season.
- Posted at least five tackles in eight games last season, including three double-digit performances.
- The pair of non-offensive touchdowns gave him three for his career, two shy of Michael Huff's UT record.

MOST NON-OFFENSIVE TOUCHDOWNS (TEXAS, ALL-TIME)

Player	Total TDs	Years
1. Michael Huff	5 (4 INT; 1 FR)	2002-05
2. D. Jamison	4 (2 KR; 1 PR; 1 INT ret)	2018-22
Br. Foster	4 (2 INT; 1 FR; 1 blk PR)	2004-07
Aaron Ross	4 (3 PR; 1 FR)	2003-06
Jordan Shipley	4 (3 PR; 1 KR)	2006-09
6. J. Barron3 (1 blk PR; 1 INT ret; 1 FR)		2020-pr.
• Barron notched seven tackles (three solo) in the Alamo Bowl against Washington.		
• He tallied five tackles (two solo) with two tackles for loss and his first career sack in helping Texas to a win in the season finale against Baylor.		
• The Austin native had a career day against TCU, recording 11 tackles with a career-high nine solo and 3.5 tackles for loss, while also collecting his first fumble recovery and returning it 48 yards.		
• Barron posted a critical PBU to prevent a TD and create a turnover on downs at Kansas State.		
• He had a standout game against Oklahoma State, recording a career-best 12 tackles (six solo) with 1.5 tackles for loss.		
• Against Oklahoma in the Red River Showdown, Barron picked off a pass to shut down a Sooner drive, and also tallied six tackles (three solo) and		

GAME NOTES

had half a tackle for loss.

- Versus West Virginia, he posted six tackles (five solo) and had one tackle for loss.
- He had a career day at Texas Tech, establishing career bests with 10 tackles, six solo tackles and two tackles for loss.
- Barron recorded his first career interception against UTSA and took it 44 yards for the first pick-six of his career. He also added six tackles (three solo) in the victory over the Roadrunners.
- His effort against UTSA earned him Big 12 Defensive Player of the Week honors.
- Had four tackles (two solo) against Alabama.

FORD FOUNDATION

- A 2023 Butkus Award semifinalist, senior LB Jaylan Ford emerged as one of the top defenders in the nation in 2022, earning All-American honors from the Associated Press and first-team All-Big 12 accolades from the league's coaches and the AP.
- Ford had a team-high nine tackles (seven solo) in the win at TCU, then notched a co-team best six tackles (three solo) at Iowa State the following week.
- The senior was phenomenal against Kansas State, posting a co-team-leading eight tackles (four solo) with 1.5 tackles for loss and a fumble recovery that led to a Texas touchdown.
- It marked his sixth-straight game with at least six tackles and seventh consecutive game with one or more tackles for loss.
- Ford had a game-high 11 tackles (four solo) with a tackle for loss and two quarterback hurries in the win against BYU.
- In the victory over Houston, Ford tallied six tackles (four solo), a career-high 2.5 tackles for loss, one sack and a forced fumble that led to a Texas field goal.
- Ford equaled his season high with eight tackles (three solo) and one tackle for loss - his team-leading eighth of the season - against Oklahoma in the Red River Rivalry.
- In the Big 12 home opener against Kansas, he tallied a team-high seven tackles (five solo), one tackle for loss and one quarterback hurry.
- Ford collected a team-high eight tackles (four solo), one tackle for loss and one interception against Baylor.
- The interception against the Bears was the sixth of his career, fourth-most among Texas linebackers in program history.
- All six of his interceptions have led to Texas scoring drives (five touchdowns, one field goal).

MOST INTERCEPTIONS (TEXAS LINEBACKER, CAREER)

Player	Interceptions	Years
1. Derrick Johnson	9	2001-04
2. Fred Edwards	8	1964-66
3. Tommy Nobis	7	1963-65
4. Jaylan Ford	6	2020-pr.
5. Kyle Richardson	5	1994-97
Glen Gaspard	5	1971-73

- He has become a takeaway machine for the

Longhorns, collecting nine over the last 18 games, including all six of his interceptions, while also forcing a fumble in the win over Houston that was recovered by the Longhorns. • The Frisco, Texas native tallied seven tackles (four solo), including one tackle for loss, in the Horns win against Wyoming, bringing his total tackles to over 200 for his career.

- Against Alabama, Ford tallied five tackles (two solo) with one tackle for loss in the victory.
- He opened the 2023 season right where he left off last season, registering five tackles (one solo) and intercepting one pass.
- In 2022, he led the Longhorns with a career-high 119 tackles (61 solo), three forced fumbles, two fumble recoveries and four interceptions.
- He also logged 10 tackles for loss, two sacks, two quarterback hurries and two pass breakups.
- His four interceptions tied the single-season interception record for a Texas linebacker, last accomplished by Derrick Johnson in 2002 and 2003. All four of his interceptions led to Texas touchdowns, while his two fumble recoveries clinched victories over Kansas State and Iowa State.
- Ford's 119 total tackles were the most in a season for a Longhorn since 2014 (Jordan Hicks - 147; Steve Edmond - 131).
- He hauled in his fourth interception on the year in the regular-season finale against Baylor and added 11 tackles (two solo) and two tackles for loss on his way to Big 12 Defensive Player of the Week honors.
- Tallied his third interception of the season on Kansas' final drive of the first half, setting up a Longhorn touchdown before the teams headed to the locker rooms.
- Ford was sensational in the victory over Kansas State, recording a game-leading 10 tackles (six solo), while also forcing a fumble and recovering another. He also intercepted a pass in the final two minutes of the first half, returning it 18 yards to the K-State 33-yard line to set up Texas final score before the half.
- His efforts earned him Bronko Nagurski National Defensive Player of the Week and Big 12 Defensive Player of the Week accolades.
- Ford played a critical role in ending two Iowa State drives in the Longhorns' victory over the Cyclones, earning Big 12 Defensive Player of the Week accolades for his performance.
- First, he intercepted a pass in the end zone that shifted momentum in the game in towards Texas and prevented a potential two-score deficit. Then, with just over two minutes remaining, he jumped on a Cyclone fumble that sealed the game for the Longhorns. He also added eight tackles (two solo) to lead the team.
- Against West Virginia, he registered 14 tackles (seven solo), his fourth-straight game with 10-or-more tackles, and a tackle for loss.
- At Texas Tech, he recorded 12 tackles (four solo) and had a forced fumble.
- Ford was a force against UTSA, posting career best numbers with 15 tackles, 10 solo tackles and his first forced fumble.
- He had a breakout performance against No. 1

2023 LONGHORN CAPTAINS

RICE

QB Quinn Ewers LB Jalyan Ford,
DL Byron Murphy II, WR Jordan Whittington

ALABAMA

DB Jahdae Barron, RB Keilan Robinson,
DL T'Vondre Sweat, WR Xavier Worthy

WYOMING

DL Alfred Collins, OL Jake Majors,
TE Ja'Tavion Sanders, DB Jerrin Thompson

BAYLOR

OL Kelvin Banks Jr., RB Jonathon Brooks,
LB Jett Bush, DL Barryn Sorrell

KANSAS

DB Kitan Crawford, LB David Gbenda,
TE Gunnar Helm, OL Jake Majors

OKLAHOMA

QB Quinn Ewers, LB Jaylan Ford,
DL Byron Murphy II, WR Xavier Worthy

HOUSTON

OL Kelvin Banks Jr., LB Jett Bush,
DL T'Vondre Sweat, WR Jordan Whittington

BYU

DB Jahdae Barron, OL Christian Jones,
TE Ja'Tavion Sanders, DL Barryn Sorrell

KANSAS STATE

RB Jonathon Brooks, LB Jaylan Ford,
TE Gunnar Helm, DL Byron Murphy II

TCU

OL Jake Majors, DL T'Vondre Sweat,
DB Michael Taaffe, WR Xavier Worthy

IOWA STATE

OL Kelvin Banks Jr., DL Byron Murphy II,
DL T'Vondre Sweat, WR Jordan Whittington

TEXAS TECH

GAME NOTES

WINNINGEST PROGRAMS

BY VICTORIES

RK	TEAM	W	L	T	PCT	YEARS
1.	Michigan	1,000	353	36	0.733	144
2.	Ohio State	964	331	53	0.735	134
3.	Alabama	963	336	43	0.734	129
4.	Notre Dame	946	337	42	0.730	133
	TEXAS	946	391	33	0.703	131
6.	Oklahoma	943	340	53	0.726	129
7.	Penn State	929	408	41	0.689	137
8.	Nebraska	917	423	40	0.679	134
9.	Georgia	879	428	54	0.666	130
10.	Tennessee	874	414	53	0.672	127

BY WINNING PERCENTAGE

RK	TEAM	W	L	T	PCT	YEARS
1.	Ohio State	964	331	53	0.735	134
2.	Alabama	963	336	43	0.734	129
3.	Michigan	1,000	353	36	0.733	144
4.	Notre Dame	946	337	42	0.730	133
5.	Oklahoma	943	340	53	0.726	129
6.	Boise State	487	186	2	0.723	28
7.	TEXAS	946	391	33	0.703	131
8.	USC	873	368	54	0.695	130
9.	Penn State	929	408	41	0.689	137
10.	Nebraska	917	423	40	0.679	133

MILESTONE VICTORIES

WIN	DATE	OPPONENT	SCORE
50	11/28/1901	Texas A&M	32-0
100	10/29/1910	Auburn	9-0
150	11/3/1918	Ream Flying Field	26-2
200	10/24/1925	Rice	27-6
250	10/28/1933	Rice	18-0
300	10/16/1943	Arkansas	34-0
350	11/24/1949	at Texas A&M	42-14
400	9/26/1958	at Tulane	21-20
450	11/28/1963	at Texas A&M	15-13
500	1/1/1970	vs. Notre Dame ^	21-17
550	10/25/1975	Rice	41-9
600	10/24/1981	at SMU	9-7
650	11/14/1987	TCU	24-21
700	10/21/1995	Virginia	17-16
750	10/20/2001	Colorado	41-7
800	1/4/2006	vs. USC !	41-38
850	11/20/2010	Florida Atlantic	51-17
900	9/15/2018	USC	37-14

^ Cotton Bowl

! Rose Bowl/BCS National Championship Game

Alabama, posting a team-high 10 tackles (six solo) with two tackles for loss and one sack, helping hold the Crimson Tide to 20 points.

- In 2021, the Frisco, Texas native led the team with six tackles for loss. He collected at least one five of the least six games of the season with two in the season finale against Kansas State.
- He notched a then-career-high 12 tackles (seven solo) against Oklahoma State.
- Ford had at least six tackles in each of the last three games of the season, recording six against Kansas, five at West Virginia and six (all solo) against K-State.

T'VONDRE'S TIME

- Super senior DL T'Vondre Sweat has become a force in the middle of the Texas line and the way to being named a semifinalist for both the Outland Trophy and Bednarik Award.
- For his career, he has totaled 119 tackles (45 solo) with 17 tackles for loss and five sacks in 59 career games played.
- In 11 games this season, he has established career highs with 36 total tackles, 16 solo tackles, 7.5 tackles for loss, two sacks and one blocked kick.

WHAT THEY'RE SAYING:

"Sweat can really move at 6-4, 362 pounds. He can run, he's got great hands and strength. He will certainly be one of the top 15 picks next spring (NFL Draft)." — Joel Klatt, FOX

- At Iowa State, he led a Longhorn defense that limited the Cyclones to just nine rushing yards and also blocked a point after try that led to the first defensive two-point conversion since 2019.
- In the win at TCU, he collected four tackles (two solo) and had a sack for a loss of nine yards.
- The super senior was a force against Kansas State, collecting four tackles, one tackle for loss, one quarterback hurry and one pass breakup.
- He had a career day in the victory over BYU, establishing a career best with seven tackles (three solo), including 1.5 tackles for loss.
- Sweat has tallied one tackle for loss in three of the first seven games and is tied for fourth on the team with four TFLs on the year.
- He recorded four tackles (three solo) with one tackle for loss and a pass breakup against Baylor after posting three tackles with one tackle for loss in the victory over Wyoming.
- At Alabama, Sweat registered one sack of the Longhorns' five sacks on the game: the most the Crimson Tide had surrendered at home since 2015.
- Against Rice in the 2023 season opener, he matched his career high with five tackles (two solo) with half a tackle for loss.

MURPHY ON A MISSION

- Junior DL Byron Murphy II has appeared in 35 career games, registering 65 tackles (29 solo), 14.5 tackles for loss and eight sacks during his three seasons on the Forty Acres.
- At Iowa State, he on the Texas D-Line held the Cyclones to nine rushing yards, while he collected

two tackles, 1.5 tackles for loss and 1.5 sacks in the win.

- Murphy had a monster game at TCU, registering three tackles, 1.5 tackles for loss and one sack for a loss of 10 yards.
- He was a menace in the middle of the line for Texas against Baylor, collecting four tackles (all solo) and establishing career highs with three tackles for loss and two sacks.
- Murphy played a critical role in UT's first touchdown drive against Wyoming, catching a 1-yard pass from Quinn Ewers to give the Longhorns their first lead of the game.
- It marked the first reception and touchdown of his career as he became the fourth Texas lineman ever to score an offensive touchdown.
- On the defensive side of the ball, Murphy tallied two tackles and had one QB hurry in the win.
- At Alabama, he was helped spearhead a defensive front that registered nine tackles for loss, five sacks and four quarterback hurries.
- Last season, Murphy recorded a career best with 26 tackles and had eight games with at least two tackles.
- He had a standout performance at Texas Tech, tallying a career-high five tackles with four solo tackles.
- Murphy recorded a sack for a 7-yard loss in the shutout victory over Oklahoma in the Red River Showdown.

SORRELL SETS HIS SIGHTS

- Junior EDGE Barryn Sorrell has become a reliable stopper on the defensive line for Texas.
- The New Orleans native sealed the overtime victory over K-State, collecting a sack on the final play of the game as the Wildcats attempted to pass for the winning score. On the day, he collected three tackles, two tackles for loss, two sacks for 19 yards and two quarterback hurries.
- Sorrell registered three tackles (one solo), one sack and established a career high with three quarterback hurries against BYU.
- In the red River Rivalry against Oklahoma, Sorrell notched five tackles (four solo) along the defensive front.
- Sorrell was a force against BYU, registering three tackles with a tackle for loss and one sack and recording a career-high three QB hurries.
- He came up huge against Wyoming, totaling five tackles (three solo) and a monster third-down sack for a loss of nine yards in the third quarter that pushed the Cowboys from the Texas 10-yard line to the 19, forcing Wyoming into a field goal situation.
- In the victory over Alabama, Sorrell collected a pair of tackles (one solo) and had two quarterback hurries.
- In 2022, Sorrell appeared in all 13 games with 10 starts, totaling 44 tackles (16 solo), nine tackles for loss, a team leading 5.5 sacks, one forced fumble, seven quarterback hurries and one pass breakup.
- At Kansas, he notched four tackles (all solo) and a tackle for loss.
- He had a career day against TCU, recorded 11 tackles (four solo), with three tackles for loss and

GAME NOTES

- 1.5 sacks while adding one pass breakup.
- At Kansas State, Sorrell made an earlier impact recorded a sack for a 10-yard loss midway through the second quarter that resulted in a punt that put Texas in scoring position.
- Sorrell tallied six tackles (two solo), a half tackle for loss, one QB hurry and a forced fumble at Oklahoma State.
- He collected his first career start in the 2022 season opener against ULM and made an immediate impact, registering then-career highs with six tackles (one solo), two tackles for loss and 1.5 sacks.
- His efforts helped silence the ULM ground game, holding the Warhawks to 92 yards on the ground.

JERRIN'S JUMPSTART

- Senior DB Jerrin Thompson has emerged as the field general of the Longhorn secondary and a vocal leader of the defense.
- In the win at Iowa State, he registered four tackles (two solo), one pass deflection and intercepted a pass that let to a Texas touchdown and an eight-point swing in the game.
- He matched his season high with five tackles, all in the first half, in the Longhorns' victory at Houston.
- Against Oklahoma in the Red River Rivalry, he tallied a season-high five tackles (four solo) and broke up two passes.
- Thompson sealed the Longhorn victory against Wyoming with his first career touchdown, intercepting a pass at the Wyoming 27-yard line and returning it for the first pick-six of his career.
- It marked his second-straight game with an interception and third over a four-game stretch.
- He came up huge in the victory at Alabama, intercepting an early fourth-quarter pass at the Alabama 37 and returning it 32 yards to the 5-yard line to set up a Jonathan Brooks touchdown that gave Texas a 9-point lead.
- The 2022 season proved to be a breakout year for Thompson, establishing career bests with 83 tackles, 50 solo tackles, one interception and seven pass breakups.
- Thompson recorded at least five tackles in eight games last season, including three double-digit performances.
- He was all over the field against Washington in the Alamo Bowl, posting a career-high 11 tackles and equaling career bests with seven solo tackles and one interception.
- Tallied nine tackles (four solo) in the season-finale against Baylor.
- Thompson had five tackles (three solo) and a career-best three pass breakups at Oklahoma State.
- He tied for the team lead with seven tackles (four solo) against Oklahoma to help lead the Longhorns to a shut out of the Sooners in the Red River Showdown.
- Thompson was flying to the ball against West Virginia, posting his second-straight 10-tackle performance, including six solo tackles.
- At Texas Tech, Thompson established then-career highs with 10 tackles and seven solo tackles, while also breaking up one pass..

- Thompson registered one of the best games of his career against Alabama, tallying seven tackles (four solo) against the Crimson Tide.
- In 2021, he had six starts in his 12 appearances, registering 41 tackles (26 solo) with three tackles for loss, one forced fumble and a fumble recovery.
- In 2020, Thompson appeared in all 10 games and contributed on special teams. He totaled 14 tackles, 10 of which were solo stops.

NON-OFFENSIVE TOUCHDOWNS

- Texas has made scoring non-offensive touchdowns a habit, registering at least one in each of the last seven seasons and in 14 of the last 15 seasons overall.
- Xavier Worthy returned a BYU punt 74 yards for a touchdown for the first score of the game in Texas' victory over the Cougars.
- Malik Muhammad opened the scoring for Texas in the Red River Rivalry after recovered a Kitan Crawford blocked punt in the first quarter against Oklahoma.

Year	Touchdowns
2023.....	3 (INT, PR Block, 1 PR)
2022.....	4 (2 INT, PR Block, 1 FR)
2021.....	1 (INT)
2020.....	2 (KR, PR Block)
2019.....	1 (KR)
2018.....	2 (FG Block, PR)
2017.....	8 (5 INT, PR, FR, FG Block)
2016.....	None
2015.....	4 (2 FR, INT, PR)
2014.....	2 (2 INT)
2013.....	3 (INT, FR, PR)
2012.....	3 (2 INT, FR)
2011.....	4 (2 KR, INT, PR Block)
2010.....	2 (INT, FR)
2009.....	11 (4 INT, 4 PR, 3 KR)

- Jerrin Thompson clinched the Longhorns' week three victory over Wyoming with a 27-yard interception return.
- The Horns wasted no time last season when Keilan Robinson scored on a D'Shawn Jamison blocked punt to close out the first drive of the season opener by ULM.
- Jamison secured a defensive score with a third-quarter, 69-yard interception return against ULM, giving UT multiple non-offensive touchdowns in a season for the fourth time in six years.
- UT added a third for the 2022 campaign when Jahdae Barron intercepted a pass against UTSA at the Roadrunner 44-yard line and took it to the house for the first interception return of his career. He followed that with a scoop-and-score fumble recovery against TCU.
- Josh Thompson tallied a 27-yard interception return against Texas Tech in 2021 that marked the fifth-straight season in which the Longhorns had a non-offensive touchdown.
- D'Shawn Jamison's 100-yard kickoff return against Oklahoma State in 2020 was the second of his career and fueled the Longhorns comeback from an 11-point deficit at the sixth-ranked Cowboys.
- UT finished 2017 with eight non-offensive

LONGHORNS IN THE NFL

ACTIVE	TEAM
^Calvin Anderson.....	New England Patriots
Andrew Beck.....	Houston Texans
Keondre Coburn.....	Denver Broncos
Sam Cosmi.....	Washington Commanders
Cameron Dicker.....	Los Angeles Chargers
Michael Dickson.....	Seattle Seahawks
Quandre Diggs.....	Seattle Seahawks
Devin Duvernay.....	Baltimore Ravens
Sam Ehlinger.....	Indianapolis Colts
DeShon Elliott.....	Miami Dolphins
Poona Ford.....	Buffalo Bills
D'Onta Foreman.....	Chicago Bears
Marquise Goodwin.....	Cleveland Browns
Ta'Quon Graham.....	Atlanta Falcons
Jordan Hicks.....	Minnesota Vikings
Lil' Jordan Humphrey.....	Denver Broncos
D'Shawn Jamison.....	Carolina Panthers
*Malik Jefferson.....	Dallas Cowboys
*Collin Johnson.....	Chicago Bears
Roschon Johnson.....	Chicago Bears
Brandon Jones.....	Miami Dolphins
P.J. Locke.....	Denver Broncos
Moro Ojomo.....	Philadelphia Eagles
Charles Omenihu.....	Kansas City Chiefs
Joseph Ossai.....	Cincinnati Bengals
^DeMarvion Overshown.....	Dallas Cowboys
Adrian Phillips.....	New England Patriots
^Hassan Ridgeway.....	Houston Texans
Malcolm Roach.....	New Orleans Saints
Bijan Robinson.....	Atlanta Falcons
Brenden Schooler.....	New England Patriots
^Caden Sterns.....	Denver Broncos
Geoff Swaim.....	Arizona Cardinals
*Josh Thompson.....	Tennessee Titans
Justin Tucker.....	Baltimore Ravens
Connor Williams.....	Miami Dolphins

HEAD COACHES	TEAM
Kyle Shanahan.....	San Francisco 49ers

ASSISTANT COACHES	TEAM
Jerry Gray.....	Atlanta Falcons
Richard Hightower.....	Chicago Bears
Rod Wright.....	Houston Texans
*Practice Squad ^ Injured Reserve	

List last updated on November 13, 2023

LONGHORNS MAKING THEIR MARK

- Currently, the Texas Football program has 36 players on NFL rosters.
- The current crop of Longhorns in the NFL have won a combined four Super Bowl titles, been named to eight All-Pro teams and been selected to appear in six Pro Bowl games.

2023 NFL DRAFT

- Texas had five players selected in the 2023 NFL Draft.
- With five draft selections, Texas had at least five players chosen for the second time in three years and seventh time in the last 17 drafts.
- On the opening day, RB Bijan Robinson was selected by the Atlanta Falcons in the first round with the eighth overall pick, and one day later LB DeMarvion Overshown was taken with the 90th overall pick in the third round by the Dallas Cowboys. Texas has had at least two players chosen in the first three rounds of the draft in 17 of the last 23 drafts. It also marked the 56th time in the last 62 years (since 1962) that the Longhorns had two or more picks in the NFL Draft.
- Day three of the draft saw the Chicago Bears select RB Roschon Johnson in the fourth round, DL Keondre Coburn was drafted by the Kansas City Chiefs in the sixth round, and the Philadelphia Eagles picked DL Moro Ojomo in the seventh round.

GAME NOTES

touchdowns, tied for the most in the country. It was their most since registering 11 in 2009.

WATTS BRINGS THE ENERGY

- Senior DB Ryan Watts has been a huge presence in the Longhorn defensive backfield since his arrival on the Forty Acres.
- Watts had a career day against Kansas State, establishing career highs with eight total tackles and seven solo tackles while adding one pass breakup.
- He recorded four tackles (all solo) in the victor over Baylor after posting a season-high six tackles (all solo) against Wyoming, helping limit the Cowboys to 136 passing yards.
- Watts was all over the field at Alabama, totaling four tackles (two solo) with one tackle for loss and one pass breakup.
- The Little Elm native started all 13 games for the Horns in 2022, totaling 51 tackles (33 solo), four tackles for loss, one sack, one interception, one quarterback hurry and three pass breakups.
- Watts had six games with at least five tackles, including four in a six-game stretch.
- Against TCU, Watts registered a pair of tackles for loss for 14 yards, highlighted by a 10-yard sack, helping UT defense limit the high-powered Horned Frog offense to 17 points.
- He intercepted a pass in the end zone against Oklahoma State to snuff out a Cowboy drive.

KEILAN COMING THROUGH

- Senior RB/KR Keilan Robinson has been an impact on the offense and on special teams during his time on the Forty Acres.
- In the victory at Houston, he registered a pair of kickoff returns for over 30 yards, including a 45-yard return in the second quarter that was the second-longest of his career.
- In 2022, the Washington, D.C. native averaged 25.2 yards per kick return, the second-best mark in the Big 12 Conference and 15th in the nation.
- His 422 combined kick return yards were the third most in the Big 12.
- Against TCU, he had two kick returns for 73 yards, including one of 52 yards.
- At Oklahoma State, he returned four kicks for 109 yards (27.3 ypr) including a long of 38, caught one pass for 19 yards and recovered a fumble on a muffed punt return.
- He blocked the second punt of his career versus Iowa State on the opening drive of the game.
- He hauled in his first-career touchdown reception at Texas Tech, a 35-yard score that he caught at the 22-yard line along the left side of the field, sprinting in for the score.
- Robinson found the end zone with a special teams touchdown on a scoop and score against ULM off a blocked punt for Texas' first points of the season.
- In 11 games with one start in 2021, Robinson rushed the ball 45 times for 322 yards (7.2 ypc) and scored three touchdowns.
- At West Virginia in 2021, he ran for a career-high 111 yards on nine carries (12.3 ypc), including a 49-yard touchdown run.
- Against Rice, the transfer from Alabama blocked

a punt in the first quarter that rolled out of the back of the end zone for a safety, the first blocked punt for a score for UT since last season's Big 12 opener against Texas Tech.

- Robinson added a career-long 65-yard touchdown run early in the third quarter that put Texas up 51-0. On the day, Robinson had five carries for 83 yards (16.6 ypc) and one touchdown.

BURNT ORANGE AUBURN

- Junior K Bert Auburn is currently the fourth-most accurate kicker in Longhorn history, connecting on 81.5% (44-of-54) of his career attempts.
- Auburn currently leads all active players averaging 9.2 points per game for his career and second with an average of 1.76 field goals made per game.
- The Flower Mound, Texas native has made 23-of-28 field goal attempts this season (82.1%) and all 39 of his point after tries.
- His 23 successful field goals are tied for second-most in a season in program history with Justin Tucker (2010) and one behind Hunter Lawrence (2009) for the program record, while he is also one of two Longhorns to have two seasons of 20-plus field goals made.
- He has made each of his last 14 field goals, the third-longest streak in program history.
- Auburn has been successful on 97 consecutive extra point tries, the second-longest streak in program history (Dusty Mangum - 121, 2001-03).

MOST FIELD GOALS MADE (TEXAS, SEASON)

Player	FGs Made	Year
1. Hunter Lawrence	24 (of 27)	2009
2. Bert Auburn	23 (of 28)	2023
Justin Tucker	23 (of 27)	2010
4. Kris Stockton	22 (of 26)	2000
5. Bert Auburn	21 (of 26)	2022
6. Anthony Fera	20 (of 22)	1999
Michael Pollack	20 (of 26)	1990

MOST CONSECUTIVE FIELD GOALS MADE (TEXAS, ALL-TIME)

Player	FGs Made	Years
1. Anthony Fera	15	2013
Phil Dawson	15	1996-97
3. Bert Auburn	14	2023-pr.
4. Jeff Ward	13	1985
5. Cameron Dicker	12	2021
6. Bert Auburn	11	2022-23

MOST CONSECUTIVE EXTRA POINTS MADE (TEXAS, ALL-TIME)

Player	FGs Made	Years
1. Dusty Mangum	121	2001-03
2. Bert Auburn	97	2021-pr.
3. Hunter Lawrence	76	2008-09
4. Justin Tucker	71	2010-11
5. Cameron Dicker	70	2020-21

- He was clutch at Iowa State, connecting on all

three of his field goal attempts, including a career-long 50 yard field goal as time expired in the first half.

- At TCU, he was 3-for-3 on field goal attempts, tying his career long in the game with a 49-yard effort.
- The junior was phenomenal against Kansas State, going 4-for-4 on field goal opportunities, including a pair for over 40 yards, and connecting on all three of his point after tries, scoring a career high 15 points in the 33-30 overtime victory.
- He came up clutch against Oklahoma in the Red River Rivalry, connecting on all three of his field goal tries, including two of at least 45 yards.
- The Flower Mound, Texas native made a 47-yard field goal with 1:17 remaining in the game that gave the Longhorns a 30-27 lead.
- Against Rice, he connected in 3-of-4 field goal tries, including a career-best tying 49-yard attempt to close out the first half, while also succeeding on all four of his extra-point attempts.
- He currently leads the Big 12 in scoring with 60 points and 10.0 points per game, while his 12 made field goals and 17 attempts rank second in the conference.
- His 41 career field goals includes two stretches from 11 straight that mark the fifth longest in program history.
- In 2022, he earned honorable mention All-Big 12 recognition after connecting on 21-of-26 field goals (80.8%), including 7-of-9 tries from 40 or more yards.
- He ranked second in the Big 12 Conference with 118 points scored and in points per game (9.2).
- His 118 points scored are the eighth most in a season in UT history and second for a Texas kicker.
- The 21 successful field goals tied for fourth-most on UT's all-time list.
- At Texas Tech, he connected on both of his field goal attempts, including a 48-yard attempt as time expired to help send the game to overtime.
- Auburn earned Lou Groza Award Star of the Week honors following an outstanding game against top-ranked Alabama. He was good on 4-of-5 attempts, including a 49-yard try with 1:29 remaining that gave the Longhorns a 19-17 lead.

SALUTING A TEXAS LEGEND

- The University of Texas and The National Football Foundation (NFF) & College Hall of Fame jointly honored 2023 College Football Hall of Fame electee Derrick Johnson with an NFF Hall of Fame On-Campus Salute during the Longhorns' game against Rice.
- The NFF Hall of Fame On-Campus Salute program, which began with the inaugural College Football Hall of Fame Class in 1951, has become a hallowed tradition, and to this day the singular events remain the first of numerous activities in the Hall of Fame experience.
- During the NFF Hall of Fame On-Campus Salutes, each electee returns to his respective school to accept a Hall of Fame plaque that will stay on permanent display at the institution. The events take place on the field during a home game, and many Hall of Famers cite the experience as the

GAME NOTES

ultimate capstone to their careers, providing them one more chance to take the field and be recognized in front of their home crowd.

- A two-time First Team All-American, consensus in 2003 and unanimous in 2004, Johnson put together a career for the ages, claiming the Butkus Award as the nation's top linebacker and the Bronko Nagurski Trophy as nation's top defender in 2004. He finished 12th in Heisman Trophy voting and as a finalist for the Bednarik, Lombardi and Lott IMPACT awards in 2004. His nine forced fumbles that season place him in a tie for No. 1 in NCAA history for a single season. He was also named the 2004 Big 12 Defensive Player of the Year and 2004 Big 12 Male Athlete of the Year. In 2003, he became the Longhorns' first consensus First Team All-America linebacker since 1983; was one of three finalists for the Butkus Award; and was named the team MVP. In 2001, he was tabbed the Sporting News National Freshman of the Year, a First-Team Freshman All-American and Big 12 Co-Defensive Freshman of the Year.

- Texas posted a 43-8 record during his tenure in Austin, and the Longhorns earned four bowl appearances, including a 47-43 win over Washington in the 2001 Holiday Bowl (with Johnson named the Defensive MVP), a 35-20 victory over LSU in the 2003 Cotton Bowl, and a 38-37 victory in the 2005 Rose Bowl against Michigan with future College Football Hall of Fame teammate Vince Young under center. A three-time First Team All-Big 12 performer, Johnson's efforts helped the Longhorns notch three 11-win seasons, while earning impressive final national rankings each of his four years: No. 5 in 2001, No. 6 in 2002, No. 12 in 2003 and No. 5 in 2004.

- The two-time UT Defensive MVP tallied 458 career tackles, placing him at third in the school record books, while his 280 solo tackles rank him fourth on the UT career list. His 65 tackles for loss land him first in school annals, and he had 10.5 sacks, 30 pass breakups and nine interceptions, with both the breakups and interceptions being the most by a UT linebacker. He added 11 forced fumbles and five fumble recoveries during his time in Austin.

- Drafted in the first round (15th overall) in the 2005 NFL Draft by Kansas City, he played with the Chiefs until 2017, becoming the team's all-time leading tackler (1,262). He was selected to the Pro Bowl four times, and he finished his career in 2018 with the Raiders.

- He founded and currently serves as the director of the Defend the Dream Foundation in Austin, Texas, which provides low-income and inner-city youth the opportunities and resources to reach their full potential in school and in life. The foundation has helped transform multiple libraries and elementary schools into reading areas called DJ's Discovery Dens, and he has donated more than 25,000 children's books.

REMEMBERING BILL LITTLE

- Legendary University of Texas Athletics Administrator Bill Little passed away peacefully surrounded by family on Friday, Aug. 18 in Austin. He was 81.

- Little was the face — and often the voice — of Longhorn athletics for more than 50 years. Long before sports reporting turned digital, Little, as sports editor of The Daily Texan, was hammering out copy on a manual Royal typewriter. He continued to masterfully and skillfully share stories of Longhorn Athletics through the many transformations of broadcast radio and television, varying forms of delivering news, and from the 24-hour news cycle to the non-stop news cycle that took over the industry.

- A 1964 UT graduate, Little spent two years writing for The Austin American-Statesman, then moved to Oklahoma City to write for The Associated Press. After two-years with The AP, he returned home to Austin and to The University of Texas for good.

- Inducted into the Longhorn Hall of Honor in 1993, Little served UT in many capacities: first as assistant SID under the legendary Jones Ramsey, then as Sports Information Director, as Special Assistant to the Athletics Director, as Assistant AD for External Communications, then head of communications for Mack Brown.

- Little worked 37 bowl games, was a publicist for three football national championship teams (1969, 1970, 2005), and accompanied an unheard of 25 teams to the College World Series in Omaha. He worked more than 1,700 baseball games, had lengthy radio stints with both men's and women's basketball, and his record-setting streak at one point reached 521 consecutive Longhorn football games. The string was almost broken when, just before the 1995 Sugar Bowl, he suffered a heart attack, but the ever-professional Little convinced doctors that he'd be under more stress in the hospital than he would if he attended the game. The streak remained intact all the way until his retirement in 2014.

THE NATION IS WATCHING

- Texas drew over three million viewers in five of the team's first eight games in 2023.

- The Longhorns week two matchup with No. 3 Alabama in Tuscaloosa drew 8.8 million viewers to ESPN and ESPN2, the most-viewed ESPN Saturday game since 2014, peaking at 10.7 million viewers. ESPN2's "Field Pass with The Pat McAfee Show" had 799,000 viewers.

- Texas-Oklahoma had 8.1 million viewers on ABC - the second-highest mark ever for the Red River Rivalry (2009). Viewership peaked at 11.1 million viewers, while "Field Pass with The Pat McAfee Show" on ESPN2 had 559,000 viewers.

- Texas' 2022 home game against No. 1 Alabama, the Crimson Tide's first visit to Austin since 1922 and just the third time Texas hosted the top-ranked team in the nation, drew more than 10.6 million viewers during the second week of the season, the most-watched game of the week with more than the combined total of the second and third-ranked game that week.

- In Week 11, Texas hosted then-No. 4 TCU with 5.03 million viewers tuning in. It was the highest rated Primetime game of the week and the most-watch Big 12 game of the season. Six of the Longhorns' 13 games of 2022 were among the

Top 10 in viewership for that week with five having more than three million people tuning in.

- During the 2021 season, three of Texas' games were among the top five most viewed broadcasts of the week with each drawing more than three million viewers. In all, six of the Longhorns' games were among the top 10 most viewed that week.

- In 2020, six of the Longhorns' nine regular-season games were among the top five most viewed games of the week, with three broadcasts drawing more than 3.5 million viewers. Eight of the contests landed in the Top-10 most viewed games.

TEXAS' TOP-RATED TV BROADCASTS SINCE 2018

Date	Game (Network)	TV Households
10/21/23	at Houston (FOX)	3.08 million
10/7/23	vs. Oklahoma (ABC)	7.87 million*
9/30/23	Kansas (ABC)	3.32 million
9/9/23	at Alabama (ESPN)	8.8 million*
9/2/23	Rice (FOX)	3.21 million
12/29/22	vs. Washington (ESPN)	4.78 million
11/12/22	TCU (ABC)	5.03 million*
10/22/22	at Oklahoma State (ABC)	4.5 million
10/8/22	vs. Oklahoma (ABC)	3.36 million
9/10/22	Alabama (FOX)	10.6 million*
10/16/21	Oklahoma State (FOX)	3.13 million*
10/9/21	vs. Oklahoma (ABC)	5.94 million*
9/11/21	at Arkansas (ESPN)	3.36 million*
11/27/20	Iowa State (ABC)	3.57 million
10/31/20	at Oklahoma State (FOX)	4.04 million
10/10/20	vs. Oklahoma (FOX)	4.81 million*
12/31/19	vs. Utah (ESPN)	5.6 million
10/12/19	vs. Oklahoma (FOX)	7.2 million*
10/5/19	at West Virginia (ABC)	3.2 million
9/21/19	Oklahoma State (ABC)	3.8 million*
9/7/19	LSU (ABC)	8.7 million*
1/1/19	vs. Georgia (ESPN)	13.3 million
12/1/18	vs. Oklahoma (ABC)	10.3 million
10/27/18	at Oklahoma State (ABC)	3.6 million*
10/6/18	vs. Oklahoma (FOX)	5.6 million*
9/15/18	USC (FOX)	3 million*

*Networks top-rated game

- Five of Texas' games in 2019 garnered huge television audiences. ABC's featured telecast, "Saturday Night Football," broadcast both the LSU and Oklahoma State games and brought in ABC/ESPN's largest viewership for that weekend in each of those games. When totaled with an Oct. 5 matchup at West Virginia, UT's three games on ABC last season recorded a combined 15.7 million viewers.

- Dating back to 2018, the Longhorns have had 26 games pull in audiences of three million-or-more viewers. Including an audience of 13.3 million tuning in to the Allstate Sugar Bowl (ESPN), 10.6 million for Alabama (FOX) and 10.3 million viewers watching the Big 12 Championship game (ABC), those 26 games over the past six seasons have tallied a total of

143.7 million viewers. Fourteen of those 25 broadcasts were the network games top-rated game of the weekend. The 2019 Alamo Bowl was the second-highest rated non-New Year's Six bowl game.

COACHING STAFF

STEVE SARKISIAN



HEAD COACH



In his 22nd year of coaching and ninth as a head coach, Steve Sarkisian is in his second year as head coach at The University of Texas.

A former All-American quarterback at BYU whose coaching career includes six years as an offensive coordinator at both the NFL and collegiate levels, Sarkisian was the 2020 Broyles Award winner (best assistant coach in college football) as offensive coordinator at Alabama. The former head coach at USC and Washington, he was named the 31st Head Football Coach at The University of Texas on January 2, 2021.

In 2022, Sarkisian guided Texas to an 8-5 record with all five defeats coming by seven points or fewer, and it is just the second time in the last nine years the Longhorns reached eight wins in the regular season. Meanwhile, this past season's trip to the Valero Alamo Bowl marking the sixth bowl game Sarkisian has led his teams to in nine completed seasons as a head coach. The 2022 Longhorns featured a balanced attack that averaged 34.5 points per game (25th FBS) and allowed just 21.6 points per game (28th FBS). Running back Bijan Robinson won the Doak Walker Award and earned first-team All-America honors after leading the nation in tandem yards during the regular season with 1,894 (1,580 rushing, 314 receiving) and ranking second in total touchdowns (20), while averaging a Big 12-best 131.7 rushing yards and 157.83 all-purpose yards per game. Robinson was also a first-team All-Big 12 selection and was joined in that honor by tight end Ja'Tavion Sanders and linebackers Jaylan Ford and DeMarvion Overshown. A three-time Big 12 Defensive Player of the Week honoree in 2022, Ford was second in the Big 12 in tackles (119; 9.2 tpg). His four interceptions were tied for the UT linebacker record and were the most among FBS linebackers this year. He was also the only Power 5 player with four interceptions and three forced fumbles, and the only FBS player with four interceptions, three forced fumbles and two fumble recoveries. Additionally, wide receiver Xavier Worthy, true freshman offensive lineman Kelvin Banks Jr. and defensive lineman Keondre Coburn earned second-team All-Big 12 accolades, as a total of 20 Longhorns received all-conference recognition. Five Longhorns were selected in the 2023 NFL Draft, highlighted by the first-round selection of Robinson (8th overall) by the Atlanta Falcons. Also selected were Overshown (Dallas Cowboys - 3rd Round), running back Roschon Johnson (Chicago Bears - 4th Round), Coburn (Kansas City Chiefs - 6th Round) and defensive lineman Moro Ojomo (Philadelphia Eagles - 7th Round).

Year one of the Coach Sark era at Texas had its ups and downs as the Longhorns dealt with inconsistency, injuries and adversity in a 5-7 campaign. Texas opened and closed the 2021 season with big victories as the Sarkisian era began with a 38-18 victory over No. 23 Louisiana and ended with a 22-17 win over Kansas State. In between, five of the Horns' seven losses came down to the end with Texas falling by eight points or fewer in each of those. The Longhorns offense averaged nearly 200 yards rushing and 425 total yards while ranking 18th nationally in scoring at 35.2 points per game on the season. Wide receiver Xavier Worthy had a record-setting season on his way to Freshman All-America and Big 12 Offensive Freshman of the Year honors. Despite missing the final two games with an injury, running back Bijan Robinson compiled 1,127 rushing yards and 11 touchdowns to go with 26 receptions for 295 yards and four more touchdowns. Kicker Cameron Dicker and offensive lineman Derek Kerstetter joined Worthy and Robinson as four Longhorns who earned first-team All-Big 12 honors. All totaled, 14 Longhorns earned All-Big 12 recognition.

Prior to arriving on the Forty Acres, Sarkisian served as the offensive coordinator and quarterbacks coach at Alabama where he was the architect of 24 straight games in which the Crimson Tide's offense scored 35 or more points, the longest streak in major college football history. Despite coming up just short of that in a 31-14 win over Notre Dame in the College Football Playoff semifinals, the victory propelled Alabama to the National Championship Game where they defeated No. 3 Ohio State, 52-24.

In 2020, Alabama's offense ranked second in the nation in scoring and led all Power 5 schools with 48.5 points per game, which set a school record and included five 50-point games against Southeastern Conference competition. The Crimson Tide became the first team in league history to record five such games in a single season in conference play. The Tide followed that by posting 52 points against Florida in the 2020 SEC Championship to earn the No. 1 seed in the College Football Playoff. They later matched that total in the National Championship Game.

Alabama led the nation in third-down conversion percentage (58.9), team passing efficiency (198.99) and completion percentage (76.2), led by Heisman Trophy finalist and Davey O'Brien Award winner Mac Jones, who posted the top individual ratings in passing efficiency (203.1) and completion percentage (77.4), as well. The receiving end of the nation's No. 3 passing offense (358.2 ypg) featured the Heisman Trophy winner in DeVonta Smith, who led the nation in receiving yards (1,856) and receiving touchdowns (23), and was second in receiving yards per game (142.8 ypg) despite missing the second half of the National Championship Game due to injury. Along with the Heisman Trophy, Smith claimed the Walter Camp Football Foundation Player of the Year Award, the Maxwell Award and the Biletnikoff Award.

The offense also boasted the nation's leader in rushing touchdowns in Doak Walker Award winner RB Najee Harris with 26, while Harris was third in rushing yards (1,466) and 13th in rushing yards per game (112.8 ypg). Harris finished fifth in the voting for the Heisman Trophy to make Alabama the second team ever to place three players in the top five of the same Heisman vote, joining 1946 Army with Glenn Davis, Doc Blanchard and Arnold Tucker.

Blocking for that group was an offensive line that won the Joe Moore Award and was anchored by two first-team All-Americans in Outland Trophy winner LT Alex Leatherwood and Rimington Trophy winner C Landon Dickerson. Jones, Smith and Harris have all received first-team All-America honors, as well. As a team, Alabama ranked fourth in the nation in total offense at 541.6 yards per game to break the school record.

The 2019 Alabama offense averaged a school-record 47.2 points per game, which ranked second nationally, while averaging 510.8 yards per game, which was sixth nationally and is currently second on school record. Quarterbacks Tua Tagovailoa and Mac Jones combined to throw for 4,449 yards and 49 touchdowns which equated to a school-record 342.2 passing yards per game that ranked third nationally. Alabama's 199.61 passing efficiency rating was not only a school record, but the second-best mark in NCAA history. Smith ranked fifth nationally with 14 receiving touchdowns and 11th with 1,256 receiving yards. The receiving corps also featured Jerry Jeudy, who was 25th (10) and 20th (1,163) in those categories, respectively. Harris was also in the top 25 in rushing touchdowns (21st/13) and rushing yards (1,224). Jeudy and Leatherwood both earned first-team All-America

THE SARKISIAN FILE

PERSONAL

Hometown Torrance, Calif.
Education BYU (1997)
Wife Loreal Smith
Children Ashley, Taylor, Brady

YEAR-BY-YEAR

AS HEAD COACH			
Year	School	Record	Postseason
2023	Texas	10-1	--
2022	Texas	8-5	Alamo Bowl
2021	Texas	5-7	--
2015	USC	3-2	--
2014	USC	9-4	Holiday Bowl
2013	Washington	8-4	Fight Hunger Bowl*
2012	Washington	7-6	Maaco Bowl
2011	Washington	7-6	Alamo Bowl
2010	Washington	7-6	Holiday Bowl
2009	Washington	5-7	--
*Did not coach in bowl			

CAREER RECORD (10 seasons) 69-48 (.590)
BOWL RECORD 2-3 (.400)

AS ASSISTANT COACH

Year	School (Position)	Postseason
2020	Alabama (OC/QB)	CFP Championship &
2019	Alabama (OC/QB)	Citrus Bowl
2018	Atlanta Falcons (OC)	--
2017	Atlanta Falcons (OC)	NFC Divisional
2016	Alabama (Interim OC/Analyst)	CFP Championship!
2008	USC (Asst. HC/OC/QB)	Rose Bowl
2007	USC (Asst. HC/OC/QB)	Rose Bowl
2006	USC (QB)	Rose Bowl
2005	USC (QB)	Rose Bowl^
2004	Oakland Raiders (QB)	--
2003	USC (QB)	Rose Bowl
2002	USC (QB)	Orange Bowl
2001	USC (QB)	Las Vegas Bowl
2000	El Camino College (QB)	--

& Semifinal - Cotton Bowl | Championship - Miami, Fla.

! Semifinal - Peach Bowl | Championship - Tampa, Fla.

^ BCS National Championship Game

RECORD BY OPPONENT

Opponent	Overall	At Texas
Alabama	1-1	1-1
Arizona	4-2	0-0
Arizona State	1-4	0-0
Arkansas	0-1	0-1
Arkansas State	1-0	0-0
Baylor	2-2	2-1
Boise State	1-1	0-0
Boston College	0-1	0-0
BYU	1-1	1-0
California	6-0	0-0
Colorado	4-0	0-0
Eastern Washington	1-0	0-0
Fresno State	1-0	0-0
Hawaii	1-0	0-0
Houston	1-0	1-0
Idaho	2-0	0-0
Idaho State	1-0	0-0
Illinois	1-0	0-0
Iowa State	2-1	2-1
Kansas	2-1	2-1
Kansas State	3-0	3-0
Louisiana	1-0	1-0
LSU	0-2	0-0
Nebraska	2-2	0-0
Notre Dame	1-1	0-0
Oklahoma	1-2	1-2
Oklahoma State	0-2	0-2
Oregon	0-5	0-0
Oregon State	4-2	0-0
Portland State	1-0	0-0
Rice	2-0	2-0
San Diego State	1-0	0-0
Stanford	2-5	0-0
Syracuse	1-0	0-0
TCU	2-1	2-1
Texas Tech	1-1	1-1
UCLA	1-3	0-0
ULM	1-0	1-0
USC	2-2	0-0
Utah	2-1	0-0
UTSA	1-0	1-0
Washington	0-2	0-1
Washington State	5-1	0-0
West Virginia	1-1	1-1
Wyoming	1-0	1-0
OVERALL	69-48	23-13
BOWL GAMES	2-3	0-1

COACHING STAFF

THE SARKISIAN FILE (CONT.)

Sarkisian's Record When	As Head Coach	At Texas
Overall.....	69-48	23-13
Conference.....	47-36	16-10
Non-conference.....	22-12	7-3
Home.....	46-15	14-4
Away.....	20-28	8-6
Neutral.....	3-5	1-3
Day game.....	41-29	13-8
Night game.....	28-19	10-5
On natural grass.....	19-21	5-4
On artificial turf.....	50-27	18-9
August.....	2-0	0-0
September.....	27-11	10-3
October.....	16-21	6-5
November.....	20-13	7-4
December.....	4-3	0-1
January.....	0-0	0-0
vs. unranked teams.....	54-19	18-5
vs. Top 25 teams.....	15-29	5-8
vs. Top 20 teams.....	11-28	2-8
vs. Top 15 teams.....	8-23	2-7
vs. Top 10 teams.....	5-12	1-3
vs. Top 5 teams.....	2-8	1-2
Scoring first.....	48-19	14-4
Opponent scores first.....	21-29	9-9
Leading after 1st quarter.....	57-13	17-5
Trailing after 1st quarter.....	15-30	5-6
Tied after 1st quarter.....	7-5	1-2
Leading at halftime.....	59-13	20-6
Trailing at halftime.....	7-34	2-6
Tied at halftime.....	3-1	1-1
Leading after 3rd quarter.....	58-11	21-6
Trailing after 3rd quarter.....	5-37	1-7
Tied after 3rd quarter.....	6-0	1-0
Overtime.....	2-4	1-2
With a 100-yard rusher.....	49-23	18-6
With a 100-yard receiver.....	25-13	8-5
With a 300-yard passer.....	18-10	5-5
Allowing a 100-yard rusher.....	11-30	3-9
Allowing a 100-yard receiver.....	22-10	4-3
Allowing a 300-yard passer.....	18-6	7-2
Outgaining opponent.....	57-9	20-2
Outgained by opponent.....	13-39	3-11
Scoring 0-9 points.....	0-3	0-1
Scoring 10-19 points.....	5-14	0-2
Scoring 20-29 points.....	10-18	4-5
Scoring 30-39 points.....	28-10	12-3
Scoring 40-49 points.....	13-1	3-1
Scoring 50+ points.....	13-2	4-1
Allowing 0-9 points.....	13-0	4-0
Allowing 10-19 points.....	27-4	8-1
Allowing 20-29 points.....	20-9	9-2
Allowing 30-39 points.....	8-16	2-6
Allowing 40-49 points.....	1-11	0-2
Allowing 50+ points.....	0-8	0-2
Game decided by 1-9.....	24-23	7-11
Game decided by 10-19.....	14-10	4-1
Game decided by 20-29.....	13-7	6-1
Game decided by 30-39.....	9-6	2-0
Game decided by 40-49.....	5-2	3-0
Game decided by 50+.....	4-0	1-0
No turnovers.....	21-9	8-2
One to three turnovers.....	47-35	15-10
Four or more turnovers.....	1-4	0-1
No takeaways.....	6-10	2-5
One to three takeaways.....	54-36	21-8
Four or more takeaways.....	10-2	0-0
Win turnover margin.....	43-8	12-3
Tie turnover margin.....	14-23	7-4
Lose turnover margin.....	12-17	4-6
Win time of possession.....	42-14	14-2
Lose time of possession.....	27-34	9-11

honors, while Smith and OT Jedrick Willis were tabbed second-team All-America. Four members of the Crimson Tide offense went on to be drafted in the first 15 picks of the first round, including Tagovailoa (No. 5/Miami), Willis (No. 10/Cleveland Browns), WR Henry Ruggs III (No. 12 Oakland Raiders) and Jedy (No. 15/Denver Broncos).

The past two seasons marked Sarkisian's second stint at Alabama after serving as an analyst for most of the 2016 season before being promoted to offensive coordinator for the 2017 College Football Playoff National Championship Game.

Prior to his return to Alabama, Sarkisian was the offensive coordinator for the Atlanta Falcons. During his two years coordinating the Falcons' attack, Sarkisian built one of the most dangerous offenses in the NFL. The 2018 unit finished in the top 10 in the NFL in passing yards (fourth – 4,653 yards), total yards (sixth – 6,226 yards) and scoring (10th – 25.9 ppg). Quarterback Matt Ryan was third in the NFL in passing yards (4,924 yards) while tossing 35 touchdowns. Wide receiver Julio Jones caught 113 passes for 1,677 yards and eight touchdowns, and Calvin Ridley added 64 catches for 821 yards and a team-high 10 scores. Jones led the league in receiving yards in 2018, while Ridley paced all rookies in receiving yards and touchdowns.

In 2017, two pieces of the Falcons offense, Jones and center Alex Mack, were selected to the Pro Bowl. Atlanta led the NFL in third-down percentage in Sarkisian's first season, while finishing eighth in the league in passing offense (249.4) and third in yards per play (5.93).

Sarkisian not only boasts play-calling experience at the highest levels of football, but seven years as an FBS head coach. He guided the Southern California program in 2014-15, and the Washington Huskies from 2009-13. He posted a head coaching record of 46-35 over those seven seasons while leading his teams to five bowl appearances.

During his time as head coach at USC, Sarkisian led the Trojans to a 12-6 overall record including a second-place finish in the Pac-12's Southern Division in 2014. His 2014 offense ranked in the top 25 nationally in passing efficiency (fourth – 165.35), passing offense (15th – 296.6 ppg), third down conversions (19th – 46.6 percent) and scoring offense (22nd – 35.8 ppg). The Trojans finished 9-4 overall, including wins in four of their last five games, and capped the year with a Holiday Bowl win over Nebraska.

In 2014, Sarkisian produced a pair of first-team All-Americans in DE Leonard Williams and WR Nelson Agholor, a sophomore All-American first teamer in S/LB Su'a Cravens, a quartet of Freshman All-American first teamers in CB/WR Adoree' Jackson, who was the Pac-12 Freshman Defensive Player of the Year, along with OL Toa Lobendahn, WR JuJu Smith and OG Viane Talamaivao. Quarterback Cody Kessler had the most efficient passing season in USC history (69.7 completion percentage, 39 passing TDs, five interceptions), Agholor had 104 receptions, which was third-best in USC history, and Allen rushed for 1,489 yards, the most by a Trojan since 2005. USC's offense ranked in the national Top 25 in passing efficiency, passing offense, third down conversions and scoring offense, while the defense was in the nation's Top 20 in turnover margin, red zone defense and third down conversion defense. Six Trojans were drafted by the NFL, including a pair of first

rounders in Williams and Agholor, along with four players he coached at Washington, including three in the first round in DT Danny Shelton, CB Marcus Peters and LB Shaq Thompson.

At Washington, Sarkisian inherited a program in 2009 that had won just 12 games during the previous five seasons, including a winless season the year prior. Despite that challenge, he guided the Huskies to bowl games in his last four seasons. His eight victories in 2013 were the most at UW since 2000 and the Huskies finished ranked No. 25 in the Associated Press poll. His overall Washington record was 34-29, and his tenure in Seattle resulted in eight wins over Associated Press Top 25 teams (No. 3 USC, No. 19 California in 2009; No. 18 USC, No. 18 Nebraska and No. 24 Oregon State in 2010; No. 7 Oregon State and No. 8 Stanford in 2012; No. 13 Boise State in 2013).

Among the UW players Sarkisian coached were nine additional NFL draftees, including QB Jake Locker, CB Desmond Trufant, LBs Donald Butler and All-American Mason Foster, DE Daniel Te'o-Nesheim and RB Bishop Sankey, plus All-Pac-12 RB Chris Polk.

Sarkisian arrived at Southern Cal as an assistant in 2001 and took over as the quarterbacks coach in 2002, where he tutored quarterback Carson Palmer to the Heisman Trophy and the No. 1 overall pick in the 2003 NFL Draft. After spending the 2004 season as the quarterbacks coach for the Oakland Raiders, Sarkisian returned to the Trojan staff in February of 2005 as the assistant head coach and quarterbacks coach for four seasons (2005-08). He added the offensive coordinator role to his duties in 2007 and 2008 at USC.

At USC, Sarkisian coached Heisman Trophy-winning quarterbacks in Palmer and Leinart, along with NFL signal-callers Mark Sanchez, John David Booty and Matt Cassel. The Trojans went 23-3 during his tenure as the offensive coordinator.

Prior to his start in coaching as quarterbacks coach at El Camino College in 2000, Sarkisian starred at the quarterback position at the prep, collegiate and pro levels. He spent time with the Saskatchewan Roughriders of the Canadian Football League for three seasons (1997-99) following his collegiate career at BYU.

While with the Cougars from 1995-96, he completed 549-of-824 passes (66.6 percent) for 7,755 yards and 55 touchdowns. His 162.0 career passing efficiency rating was third on the all-time NCAA list when he finished playing. As a senior in 1996, he led the nation in passing efficiency (173.6, the fourth-best mark in NCAA history at the time), leading the Cougars to the WAC championship and a win in the 1997 Cotton Bowl. He was the WAC Offensive Player of the Year in 1996 and earned second team All-America honors.

Sarkisian earned his bachelor's degree in sociology from BYU in 1997 after getting his associate's degree in general studies from El Camino College in 1994.

He is married to the former Loreal Smith, who competed and coached in track and field. He has two daughters, Ashley and Taylor, and a son, Brady.

COACHING STAFF



JEFF BANKS
Asst. HC, ST Coord.
(Tight Ends)



JEFF CHOATE
Co-Defensive Coord.
(Inside Linebackers)



TASHARD CHOICE
Assistant Coach
(Running Backs)



BO DAVIS
Assistant Coach
(Defensive Line)



KYLE FLOOD
Offensive Coordinator
(Offensive Line)



BLAKE GIDEON
Assistant Coach
(Safety/ies)



CHRIS JACKSON
Assistant Coach
(Pass Game Coord./WRs)



TERRY JOSEPH
Assistant Coach
(Def. Pass Game)



PETE KWIATKOWSKI
Defensive Coordinator
(Outside Linebackers)



AJ MILWEE
Co-Offensive Coord.
(Quarterbacks)



TORRE BECTON
Director of
Football Performance

2023 NUMERICAL ROSTER

NO	NAME	POS	HT	WT	CL-EX	HOMETOWN (PREVIOUS SCHOOL)	NO	NAME	POS	HT	WT	CL-EX	HOMETOWN (PREVIOUS SCHOOL)
0	Anthony Hill Jr.	LB	6-3	234	Fr-HS	Denton, Texas (Ryan)	41	Jaylan Ford	LB	6-3	242	Sr-3L	Frisco, Texas (Lone Star)
0	Ja'Tavion Sanders	TE	6-4	243	Jr-2L	Denton, Texas (Ryan)	42	Ben Armstrong	DL	6-3	264	So.-SQ	Leander, Texas (Rouse)
1	Justice Finkley	EDGE	6-2	250	So.-1L	Trussville, Ala. (Hewitt-Trussville)	43	Jett Bush	LB	6-2	242	Sr.-4L*	Houston, Texas (Strake Jesuit)
1	Xavier Worthy	WR	6-1	172	Jr-2L	Fresno, Calif. (Central East)	43	Reed Malphurs	K	6-6	194	Fr-HS	Dallas, Texas (Hillcrest)
2	Johnntay Cook II	WR	6-0	186	Fr-HS	DeSoto, Texas (DeSoto)	44	Tannahill Love	LB	5-11	225	Sr-SQ	Fort Worth, Texas (All Saints)
2	Derek Williams Jr.	DB	6-2	191	Fr-HS	New Iberia, La. (Westgate)	45	Bert Auburn	K	6-0	183	Jr-1L	Flower Mound, Texas (Flower Mound)
3	Quinn Ewers	QB	6-2	195	So.-1L	Southlake, Texas (Carroll/Ohio State)	45	Vernon Broughton	DL	6-4	291	Jr-2L	Houston, Texas (Cypress Ridge)
3	Jaylon Guilbeau	DB	6-0	180	So.-1L	Port Arthur, Texas (Memorial)	46	Tausili Akana	EDGE	6-4	209	Fr-HS	Laie, Hawai'i (Skyridge [Utah])
4	CJ Baxter	RB	6-1	218	Fr-HS	Orlando, Fla. (Edgewater)	47	Charlie Feris	K	6-2	196	So.-SQ	Houston, Texas (Cypress Ranch)
4	Austin Jordan	DB	6-0	198	So.-1L	Denton, Texas (Ryan)	48	Patrick Bayouth	TE	6-4	281	Sr.-1L*	Bellaire, Texas (Houston Episcopal)
5	Adonai Mitchell	WR	6-4	196	Jr-TR	Missouri City, Texas (Cane Ridge/Georgia)	49	Thatcher Milton	WR	5-10	183	Jr-SQ	Cypress, Texas (Cy-Fair)
5	Malik Muhammad	DB	6-0	181	Fr-HS	DeSoto, Texas (South Oak Cliff)	49	Ian Ratliff	P	5-11	177	Fr-HS	Humble, Texas (Atascosita)
6	Maalik Murphy	QB	6-5	238	Fr-RS	Ingleswood, Calif. (Junipero Serra)	50	Michael Flanagan	LB	6-2	241	So.-SQ	Frisco, Texas (Wakeland)
6	Ryan Watts	DB	6-3	206	Sr.-1L	Little Elm, Texas (Little Elm/Ohio State)	51	Marshall Landwehr	LB	6-0	226	Jr-SQ	Dallas, Texas (Highland Park)
7	BJ Allen Jr.	DB	6-1	205	Fr-RS	Aledo, Texas (Aledo)	52	DJ Campbell	OL	6-3	343	So.-1L	Arlington, Texas (Bowie)
7	Keilan Robinson	RB	5-9	188	Sr.-2L	Washington, D.C. (St. John's/Alabama)	52	Tate Haver	DS	6-0	226	Fr-HS	Westlake Village, Calif. (Oaks Christian)
8	Terrance Brooks	DB	6-0	200	So.-1L	Little Elm, Texas (Little Elm)	53	Aaron Bryant	DL	6-2	301	Fr-RS	Southaven, Miss. (Southaven)
8	Casey Cain	WR	6-3	197	So.-1L	New Orleans, La. (Warren Easton)	54	Cole Hutson	OL	6-5	318	So.-1L	Frisco, Texas (Frisco)
9	Gavin Holmes	DB	5-11	177	Jr-TR	New Orleans, La. (Archbishop Rummel/Wake Forest)	55	Winston Smith	LB	6-1	202	So.-SQ	Houston, Texas (Memorial)
9	Isaiah Neyor	WR	6-3	215	Sr-SQ	Fort Worth, Texas (Arlington Lamar/Wyoming)	56	Cameron Williams	OL	6-5	369	So.-1L	Duncanville, Texas (Duncanville)
11	Jalen Catalan	DB	5-10	202	Sr-TR	Mansfield, Texas (Legacy/Arkansas)	57	Christian Rizzi	DS	5-11	225	Jr-SQ	Metairie, La. (Metairie Park Country Day)
11	DeAndre Moore Jr.	WR	6-0	194	Fr-HS	Anaheim, Calif. (St. John Bosco)	58	Lance St. Louis	DS	6-0	219	So.-1L	Gilbert, Ariz. (Williams Field)
13	Larry Turner-Gooden	DB	6-0	204	Fr-RS	South Central Los Angeles, Calif. (Bishop Alemany)	61	Sawyer Goram-Welch	OL	6-4	307	Jr-1L	Longview, Texas (Longview)
13	Jordan Whittington	WR	6-1	204	Sr-3L	Cuero, Texas (Cuero)	62	Connor Robertson	OL	6-4	319	Fr-RS	Austin, Texas (Westlake)
14	X'Avion Brice	DB	6-1	183	Fr-RS	Arlington, Texas (Seguin)	63	Rick McBroom	OL	6-2	305	So.-SQ	Fort Worth, Texas (All Saints)
14	Charles Wright	QB	6-1	203	So.-1L	Austin, Texas (Austin)	64	Robert Sweeney	OL	6-5	269	Fr-HS	Dallas, Texas (Highland Park)
15	S'Maje Burrell	LB	6-0	219	Fr-HS	Fort Worth, Texas (North Crowley)	65	Jake Majors	OL	6-3	315	Jr-2L	Prosper, Texas (Prosper)
15	Will Stone	K	6-0	194	So.-1L	Austin, Texas (Regents School)	68	Brooks Kieschnick Jr.	OL	6-3	242	Fr-HS	San Antonio, Texas (Alamo Heights)
16	Arch Manning	QB	6-4	212	Fr-HS	New Orleans, La. (Isidore Newman)	70	Christian Jones	OL	6-6	321	Sr.-4L*	Cypress, Texas (Cypress Woods)
16	Michael Taaffe	DB	6-0	189	So.-1L	Austin, Texas (Westlake)	71	Payton Kirkland	OL	6-6	350	Fr-HS	Orlando, Fla. (Dr. Phillips)
17	Savion Red	RB	5-10	214	So.-1L	Grand Prairie, Texas (Grand Prairie)	72	Neto Umeozulu	OL	6-4	311	Fr-RS	Allen, Texas (Allen)
17	J'Mond Tapp	EDGE	6-3	266	Fr-RS	Donaldsville, La. (Ascension Catholic)	73	Max Merrill	OL	6-4	294	So.-SQ	Houston, Texas (Strake Jesuit)
18	Liona Lefau	LB	6-1	227	Fr-HS	Laie, Hawai'i (Kahuku)	74	Trevor Goosby	OL	6-7	285	Fr-HS	Melissa, Texas (Melissa)
18	Ryan Niblett	WR	5-10	183	Fr-HS	Houston, Texas (Eisenhower)	75	Jaydon Chatman	OL	6-4	308	Fr-HS	Harker Heights, Texas (Harker Heights)
18	Joe Tatum	QB	5-11	180	So.-SQ	Los Angeles, Calif. (Loyola)	76	Hayden Conner	OL	6-5	320	Jr-2L	Katy, Texas (Taylor)
19	Cole Lourd	QB	6-2	216	Jr-SQ	Los Angeles, Calif. (Brentwood School)	77	Andre Cojoe	OL	6-6	355	Fr-HS	Grand Prairie, Texas (Mansfield Timberview)
21	Kitan Crawford	DB	5-11	200	Sr-3L	Tyler, Texas (John Tyler)	78	Kelvin Banks Jr.	OL	6-4	324	So.-1L	Humble, Texas (Summer Creek)
23	Jahdae Barron	DB	5-11	192	Sr-3L	Austin, Texas (Connally)	79	Connor Stroh	OL	6-7	364	Fr-HS	Frisco, Texas (Wakeland)
23	Jaydon Blue	RB	6-0	191	Fr-RS	Houston, Texas (Klein Cain)	80	Malik Agbo	OL	6-4	294	Fr-RS	Federal Way, Wash. (Beamer)
24	Jonathon Brooks	RB	6-0	207	So.-1L	Hallettsville, Texas (Hallettsville)	81	Juan Davis	TE	6-4	219	Jr-2L	Fort Worth, Texas (Everman)
24	Warren Roberson	DB	6-0	193	Fr-HS	Red Oak, Texas (Red Oak)	82	Gus Asel	TE	6-1	226	Sr-SQ	Frisco, Texas (Reedy/Hendrix College)
25	Jelani McDonald	DB	6-2	198	Fr-HS	Waco, Texas (Connally)	83	Spencer Shannon	TE	6-7	241	Fr-HS	San Clemente, Calif. (Mater Dei)
26	Quintrevion Wisner	RB	6-0	185	Fr-HS	Glenn Heights, Texas (DeSoto)	84	Reece Beauchamp	WR	6-2	189	So.-SQ	Austin, Texas (Vandegrift)
27	Colin Page	RB	5-10	206	So.-SQ	Austin, Texas (Anderson)	85	Gunnar Helm	TE	6-5	250	Jr-2L	Englewood, Colo. (Cherry Creek)
27	Ryan Sanborn	P	6-3	211	Sr-TR*	San Diego, Calif. (Parker School/Stanford)	86	Paxton Anderson	WR	6-4	213	Sr-SQ	Dallas, Texas (Highland Park)
28	Jerrin Thompson	DB	6-0	191	Sr-3L	Lufkin, Texas (Lufkin)	86	Dorian Black	DL	5-10	270	Sr-TR	Harker Heights, Texas (Harker Heights/Morehouse College)
29	Carson Marshall	DB	6-0	188	So.-SQ	Katy, Texas (Katy)	87	Will Randle	TE	6-4	235	Fr-HS	New Orleans, La. (Isidore Newman)
29	Ky Woods	RB	5-9	175	So.-SQ	League City, Texas (Clear Springs)	88	Barryn Sorrell	EDGE	6-4	261	Jr-2L	New Orleans, La. (Holy Cross)
31	Billy Walton III	EDGE	6-3	225	Fr-HS	Grand Prairie, Texas (South Oak Cliff)	89	Ty Boatright	WR	6-0	178	Fr-HS	Kingwood, Texas (Kingwood)
32	Brady Sarkisian	LB	6-1	240	Fr-HS	Newport Beach, Calif. (Corona Del Mar)	90	Byron Murphy II	DL	6-1	308	Jr-2L	DeSoto, Texas (DeSoto)
33	David Gbenda	LB	6-0	225	Sr-3L	Katy, Texas (Cinco Ranch)	91	Ethan Burke	EDGE	6-6	257	So.-1L	Austin, Texas (Westlake)
35	Rett Andersen	WR	5-11	188	Fr-HS	San Antonio, Texas (Alamo Heights)	92	Colton Vasek	EDGE	6-5	242	Fr-HS	Austin, Texas (Westlake)
36	Quinn Merritt	WR	6-1	194	So.-SQ	Los Gatos, Calif. (Los Gatos)	93	T'Vondre Sweat	DL	6-4	362	Sr.-4L*	Huntsville, Texas (Huntsville)
37	Morice Blackwell Jr.	LB	6-1	208	Jr-2L	Arlington, Texas (Martin)	94	Jaray Bledsoe	DL	6-4	274	Fr-RS	Marlin, Texas (Marlin)
37	Bryce Chambers	WR	6-1	203	Fr-HS	Austin, Texas (Westlake)	95	Alfred Collins	DL	6-5	317	Sr-3L	Bastrop, Texas (Cedar Creek)
38	Graham Gillespie	DB	6-0	197	So.-SQ	Cypress, Texas (Bridgeland)	96	Gabriel Lozano	K	6-1	185	Sr-SQ*	Austin, Texas (Westlake/Texas Tech)
38	Remy Patson	WR	5-9	172	So.-SQ	Austin, Texas (Regents School)	96	Zac Swanson	DL	6-4	270	Fr-RS	Phoenix, Ariz. (Brophy College Prep)
39	Ja'Faar Johnson Jr.	DB	5-11	186	So.-HS	Bastrop, Texas (Cedar Creek)	98	Trill Carter	DL	6-2	300	Sr-TR	Leesburg, Ga. (Crisp County/Minnesota)
39	Hamilton McMartin	WR	6-0	174	So.-SQ	Katy, Texas (Katy)	99	Sydir Mitchell	DL	6-6	335	Fr-HS	Paterson, N.J. (Bergen Catholic)
40	Derion Gullette	LB	6-3	231	Fr-HS	Marlin, Texas (Teague)		*Super Senior					

PRONUNCIATIONS

Malik Agbo.....AHG-boh
Tausili Akana.....tau-SIH-lee ah-KHAN-ah
Jahdae Barron.....zha-DAY
Morice Blackwell Jr.....mahr-EECE
Jaray Bledsoe.....juh-RAY
X'Avion Brice.....x-AY-vee-on
Vernon Broughton.....BRAWT-un
S'Maje Burrell.....suh-MAH-jay bur-EL
Andre Cojoe.....COH-joe
Kitan Crawford.....KEE-tuhn
Quinn Ewers.....YOU-ers

David Gbenda.....BEND-ah
Trevor Goosby.....GOOZ-bee
Jaylon Guilbeau.....JAY-lon GILL-boh
Derion Gullette.....dair-EE-on guh-LET
Tate Haver.....HAY-ver
Brooks Kieschnick Jr.....KEY-shnick
Liona Lefau.....lee-ONG-gah leh-FAU
Adonai Mitchell.....ADD-an-eye
Sydir Mitchell.....sih-DEER
Isaiah Neyor.....NAY-or

Savion Red.....SAY-vee-on
Keilan Robinson.....KEE-lan
Ja'Tavion Sanders.....juh-TAY-vee-on
Barryn Sorrell.....BAER-in sore-ELL
T'Vondre Sweat.....tuh-VOHN-dray SWET
Michael Taaffe.....TAF
Neto Umeozulu.....NAY-toe you-MOO-zah-low
Colton Vasek.....VAH-sek
Quintrevion Wisner.....WHYZ-ner
Xavier Worthy.....x-ZAY-vee-er

2023 ALPHABETICAL ROSTER

NO	NAME	POS	HT	WT	CL-EX	HOMETOWN (PREVIOUS SCHOOL)	NO	NAME	POS	HT	WT	CL-EX	HOMETOWN (PREVIOUS SCHOOL)
80	Malik Agbo	OL	6-4	294	Fr-RS	Federal Way, Wash. (Beamer)	18	Liona Lefau	LB	6-1	227	Fr-HS	Laie, Hawai'i (Kahuku)
46	Tausili Akana	EDGE	6-4	209	Fr-HS	Laie, Hawai'i (Skyridge [Utah])	19	Cole Lourd	QB	6-2	216	Jr-SQ	Los Angeles, Calif. (Brentwood School)
7	BJ Allen Jr.	DB	6-1	205	Fr-RS	Aledo, Texas (Aledo)	44	Tannahill Love	LB	5-11	225	Sr-SQ	Fort Worth, Texas (All Saints)
35	Rett Andersen	WR	5-11	188	Fr-HS	San Antonio, Texas (Alamo Heights)	96	Gabriel Lozano	K	6-1	185	Sr-SQ*	Austin, Texas (Westlake/Texas Tech)
86	Paxton Anderson	WR	6-4	213	Sr-SQ	Dallas, Texas (Highland Park)	65	Jake Majors	OL	6-3	315	Jr-2L	Prosper, Texas (Prosper)
42	Ben Armstrong	DL	6-3	264	So.-SQ	Leander, Texas (Rouse)	43	Reed Malphurs	K	6-6	194	Fr-HS	Dallas, Texas (Hillcrest)
82	Gus Asel	TE	6-1	226	Sr-SQ	Frisco, Texas (Reedy/Hendrix College)	16	Arch Manning	QB	6-4	212	Fr-HS	New Orleans, La. (Isidore Newman)
45	Bert Auburn	K	6-0	183	Jr-1L	Flower Mound, Texas (Flower Mound)	29	Carson Marshall	DB	6-0	188	So.-SQ	Katy, Texas (Katy)
78	Kelvin Banks Jr.	OL	6-4	324	So.-1L	Humble, Texas (Summer Creek)	63	Rick McBroom	OL	6-2	305	So.-SQ	Fort Worth, Texas (All Saints)
23	Jahdae Barron	DB	5-11	192	Sr-3L	Austin, Texas (Connally)	25	Jelani McDonald	DB	6-2	198	Fr-HS	Waco, Texas (Connally)
4	CJ Baxter	RB	6-1	218	Fr-HS	Orlando, Fla. (Edgewater)	39	Hamilton McMartin	WR	6-0	174	So.-SQ	Katy, Texas (Katy)
48	Patrick Bayouth	TE	6-4	281	Sr.-1L*	Bellaire, Texas (Houston Episcopal)	73	Max Merrill	OL	6-4	294	So.-SQ	Houston, Texas (Strake Jesuit)
84	Reece Beauchamp	WR	6-2	189	So.-SQ	Austin, Texas (Vandegrift)	36	Quinn Merritt	WR	6-1	194	So.-SQ	Los Gatos, Calif. (Los Gatos)
86	Dorian Black	DL	5-10	270	Sr-TR	Harker Heights, Texas (Harker Heights/Morehouse College)	49	Thatcher Milton	WR	5-10	183	Jr-SQ	Cypress, Texas (Cy-Fair)
37	Morice Blackwell Jr.	LB	6-1	208	Jr-2L	Arlington, Texas (Martin)	5	Adonai Mitchell	WR	6-4	196	Jr-TR	Missouri City, Texas (Cane Ridge/Georgia)
94	Jaray Bledsoe	DL	6-4	274	Fr-RS	Marlin, Texas (Marlin)	99	Sydir Mitchell	DL	6-6	335	Fr-HS	Paterson, N.J. (Bergen Catholic)
23	Jaydon Blue	RB	6-0	191	Fr-RS	Houston, Texas (Klein Cain)	11	DeAndre Moore Jr.	WR	6-0	194	Fr-HS	Anaheim, Calif. (St. John Bosco)
89	Ty Boatright	WR	6-0	178	Fr-HS	Kingwood, Texas (Kingwood)	5	Malik Muhammad	DB	6-0	181	Fr-HS	DeSoto, Texas (South Oak Cliff)
14	X'Avion Brice	DB	6-1	183	Fr-RS	Arlington, Texas (Seguin)	6	Maalik Murphy	QB	6-5	238	Fr-RS	Inglewood, Calif. (Junipero Serra)
24	Jonathon Brooks	RB	6-0	207	So.-1L	Hallettsville, Texas (Hallettsville)	90	Byron Murphy II	DL	6-1	308	Jr-2L	DeSoto, Texas (DeSoto)
8	Terrance Brooks	DB	6-0	200	So.-1L	Little Elm, Texas (Little Elm)	9	Isaiah Neyor	WR	6-3	215	Sr-SQ	Fort Worth, Texas (Arlington Lamar/Wyoming)
45	Vernon Broughton	DL	6-4	291	Jr-2L	Houston, Texas (Cypress Ridge)	18	Ryan Niblett	WR	5-10	183	Fr-HS	Houston, Texas (Eisenhower)
53	Aaron Bryant	DL	6-2	301	Fr-RS	Southaven, Miss. (Southaven)	27	Colin Page	RB	5-10	206	So.-SQ	Austin, Texas (Anderson)
91	Ethan Burke	EDGE	6-6	257	So.-1L	Austin, Texas (Westlake)	38	Remy Patson	WR	5-9	172	So.-SQ	Austin, Texas (Regents School)
15	S'Maje Burrell	LB	6-0	219	Fr-HS	Fort Worth, Texas (North Crowley)	87	Will Randle	TE	6-4	235	Fr-HS	New Orleans, La. (Isidore Newman)
43	Jett Bush	LB	6-2	242	Sr-4L*	Houston, Texas (Strake Jesuit)	49	Ian Ratliff	P	5-11	177	Fr-HS	Humble, Texas (Atascosita)
8	Casey Cain	WR	6-3	197	So.-1L	New Orleans, La. (Warren Easton)	17	Savion Red	RB	5-10	214	So.-1L	Grand Prairie, Texas (Grand Prairie)
52	DJ Campbell	OL	6-3	343	So.-1L	Arlington, Texas (Bowie)	57	Christian Rizzi	DS	5-11	225	Jr-SQ	Metairie, La. (Metairie Park Country Day)
98	Trill Carter	DL	6-2	300	Sr-TR	Leesburg, Ga. (Crisp County/Minnesota)	24	Warren Roberson	DB	6-0	193	Fr-HS	Red Oak, Texas (Red Oak)
11	Jalen Catalon	DB	5-10	202	Sr-TR	Mansfield, Texas (Legacy/Arkansas)	62	Connor Robertson	OL	6-4	319	Fr-RS	Austin, Texas (Westlake)
37	Bryce Chambers	WR	6-1	203	Fr-HS	Austin, Texas (Westlake)	7	Keilan Robinson	RB	5-9	188	Sr-2L	Washington, D.C. (St. John's/Alabama)
75	Jaydon Chatman	OL	6-4	308	Fr-HS	Harker Heights, Texas (Harker Heights)	27	Ryan Sanborn	P	6-3	211	Sr-TR*	San Diego, Calif. (Parker School/Stanford)
77	Andre Cojoe	OL	6-6	355	Fr-HS	Grand Prairie, Texas (Mansfield Timberview)	0	Ja'Tavion Sanders	TE	6-4	243	Jr-2L	Denton, Texas (Ryan)
95	Alfred Collins	DL	6-5	317	Sr-3L	Bastrop, Texas (Cedar Creek)	32	Brady Sarkisian	LB	6-1	240	Fr-HS	Newport Beach, Calif. (Corona Del Mar)
76	Hayden Conner	OL	6-5	320	Jr-2L	Katy, Texas (Taylor)	83	Spencer Shannon	TE	6-7	241	Fr-HS	San Clemente, Calif. (Mater Dei)
2	Johntay Cook II	WR	6-0	186	Fr-HS	DeSoto, Texas (DeSoto)	55	Winston Smith	LB	6-1	202	So.-SQ	Houston, Texas (Memorial)
21	Kitan Crawford	DB	5-11	200	Sr-3L	Tyler, Texas (John Tyler)	88	Barryn Sorrell	EDGE	6-4	261	Jr-2L	New Orleans, La. (Holy Cross)
81	Juan Davis	TE	6-4	219	Jr-2L	Fort Worth, Texas (Everman)	58	Lance St. Louis	DS	6-0	219	So.-1L	Gilbert, Ariz. (Williams Field)
3	Quinn Ewers	QB	6-2	195	So.-1L	Southlake, Texas (Carroll/Ohio State)	15	Will Stone	K	6-0	194	So.-1L	Austin, Texas (Regents School)
47	Charlie Feris	K	6-2	196	So.-SQ	Houston, Texas (Cypress Ranch)	79	Connor Stroh	OL	6-7	364	Fr-HS	Frisco, Texas (Wakeland)
1	Justice Finkley	EDGE	6-2	250	So.-1L	Trussville, Ala. (Hewitt-Trussville)	96	Zac Swanson	DL	6-4	270	Fr-RS	Phoenix, Ariz. (Brophy College Prep)
50	Michael Flanagan	LB	6-2	241	So.-SQ	Frisco, Texas (Wakeland)	93	T'Vondre Sweat	DL	6-4	362	Sr-4L*	Huntsville, Texas (Huntsville)
41	Jaylan Ford	LB	6-3	242	Sr-3L	Frisco, Texas (Lone Star)	64	Robert Sweeney	OL	6-5	269	Fr-HS	Dallas, Texas (Highland Park)
33	David Gbenda	LB	6-0	225	Sr-3L	Katy, Texas (Cinco Ranch)	16	Michael Taaffe	DB	6-0	189	So.-1L	Austin, Texas (Westlake)
38	Garham Gillespie	DB	6-0	197	So.-SQ	Cypress, Texas (Bridgeland)	17	J'Mond Tapp	EDGE	6-3	266	Fr-RS	Donaldsonville, La. (Ascension Catholic)
74	Trevor Goosby	OL	6-7	285	Fr-HS	Melissa, Texas (Melissa)	18	Joe Tatum	QB	5-11	180	So.-SQ	Los Angeles, Calif. (Loyola)
61	Sawyer Goram-Welch	OL	6-4	307	Jr-1L	Longview, Texas (Longview)	28	Jerrin Thompson	DB	6-0	191	Sr-3L	Lufkin, Texas (Lufkin)
3	Jaylon Guilbeau	DB	6-0	180	So.-1L	Port Arthur, Texas (Memorial)	13	Larry Turner-Gooden	DB	6-0	204	Fr-RS	South Central Los Angeles, Calif. (Bishop Alemany)
40	Derion Gullette	LB	6-3	231	Fr-HS	Marlin, Texas (Teague)	72	Neto Umoezulu	OL	6-4	311	Fr-RS	Allen, Texas (Allen)
52	Tate Haver	DS	6-0	226	Fr-HS	Westlake Village, Calif. (Oaks Christian)	92	Colton Vasek	EDGE	6-5	242	Fr-HS	Austin, Texas (Westlake)
85	Gunnar Helm	TE	6-5	250	Jr-2L	Englewood, Colo. (Cherry Creek)	31	Billy Walton III	EDGE	6-3	225	Fr-HS	Grand Prairie, Texas (South Oak Cliff)
0	Anthony Hill Jr.	LB	6-3	234	Fr-HS	Denton, Texas (Ryan)	6	Ryan Watts	DB	6-3	206	Sr-1L	Little Elm, Texas (Little Elm/Ohio State)
9	Gavin Holmes	DB	5-11	177	Jr-TR	New Orleans, La. (Archbishop Rummel/Wake Forest)	13	Jordan Whittington	WR	6-1	204	Sr-3L	Cuero, Texas (Cuero)
54	Cole Hutson	OL	6-5	318	So.-1L	Frisco, Texas (Frisco)	56	Cameron Williams	OL	6-5	369	So.-1L	Duncanville, Texas (Duncanville)
39	Ja'Faar Johnson Jr.	DB	5-11	186	So.-HS	Bastrop, Texas (Cedar Creek)	2	Derek Williams Jr.	DB	6-2	191	Fr-HS	New Iberia, La. (Westgate)
70	Christian Jones	OL	6-6	321	Sr-4L*	Cypress, Texas (Cypress Woods)	26	Quintrevion Wisner	RB	6-0	185	Fr-HS	Glenn Heights, Texas (DeSoto)
4	Austin Jordan	DB	6-0	198	So.-1L	Denton, Texas (Ryan)	29	Ky Woods	RB	5-9	175	So.-SQ	League City, Texas (Clear Springs)
68	Brooks Kieschnick Jr.	OL	6-3	242	Fr-HS	San Antonio, Texas (Alamo Heights)	1	Xavier Worthy	WR	6-1	172	Jr-2L	Fresno, Calif. (Central East)
71	Payton Kirkland	OL	6-6	350	Fr-HS	Orlando, Fla. (Dr. Phillips)	14	Charles Wright	QB	6-1	203	So.-1L	Austin, Texas (Austin)
51	Marshall Landwehr	LB	6-0	226	Jr-SQ	Dallas, Texas (Highland Park)	*Super Senior						

PRONUNCIATIONS

Malik Agbo.....AHG-boh
Tausili Akana.....tau-SIH-lee ah-KHAN-ah
Jahdae Barron.....zha-DAY
Morice Blackwell Jr.....mahr-EECE
Jaray Bledsoe.....juh-RAY
X'Avion Brice.....x-AY-vee-on
Vernon Broughton.....BRAWT-un
S'Maje Burrell.....suh-MAH-jay bur-EL
Andre Cojoe.....COH-joe
Kitan Crawford.....KEE-tuhn
Quinn Ewers.....YOU-ers

David Gbenda.....BEND-ah
Trevor Goosby.....GOOZ-bee
Jaylon Guilbeau.....JAY-lon GILL-boh
Derion Gullette.....dair-EE-on guh-LET
Tate Haver.....HAY-ver
Brooks Kieschnick Jr.....KEY-shnick
Liona Lefau.....lee-ONG-gah leh-FAU
Adonai Mitchell.....ADD-an-eye
Sydir Mitchell.....sih-DEER
Isaiah Neyor.....NAY-or

Savion Red.....SAY-vee-on
Keilan Robinson.....KEE-lan
Ja'Tavion Sanders.....juh-TAY-vee-on
Barryn Sorrell.....BAER-in sore-ELL
T'Vondre Sweat.....tuh-VOHN-dray SWET
Michael Taaffe.....TAF
Neto Umoezulu.....NAY-toe you-MOO-zah-low
Colton Vasek.....VAH-sek
Quintrevion Wisner.....WHYZ-ner
Xavier Worthy.....x-ZAY-vee-er

THE LAST TIME ... TEXAS

TEAM

	LAST TIME	SPAN
Scored 50-59.....	55-14 • at Kansas (11/19/2022).....	13 games
Scored 60-69.....	69-31 • at Kansas State (12/5/2020).....	37 games
Scored 70+.....	70-35 • Texas Tech (9/25/2021).....	31 games
Scored <10.....	7-30 • at Iowa State (11/6/2021).....	27 games
Scored <7.....	3-38 • at Notre Dame (9/5/2015).....	109 games
Was shutout.....	0-24 • at Iowa State (10/31/2015).....	102 games
Was shutout (home).....	0-30 • Houston (11/6/1976).....	268 home
Shutout opponent.....	49-0 • vs. Oklahoma (10/8/2022).....	18 games
Shutout opponent (home).....	58-0 • Rice (9/18/2021).....	17 home
Shutout opponent (road).....	23-0 • at Kansas (9/27/2014).....	47 road
Shutout opponent (neutral).....	49-0 • vs. Oklahoma (10/8/2022).....	2 games
Shutout a Big 12 opponent.....	49-0 • vs. Oklahoma (10/8/2022).....	14 games
Shutout by Big 12 opponent.....	0-24 • at Iowa State (10/31/2015).....	76 games
300-399 yards rushing.....	336 • Kansas (9/30/2023).....	6 games
400+ yards rushing.....	427 • at Kansas (11/19/2022).....	13 games
<100 yards rushing.....	51 • vs. Washington (12/29/2022).....	11 games
<0 yds rushing.....	-7 • vs. Oklahoma (10/07/2000).....	319 games
300-399 passing yards.....	317 • at TCU (11/1/2023).....	1 game
400-499 passing yards.....	410 • Kansas (11/13/2021).....	26 games
500-599 total yards.....	527 • vs. Oklahoma (10/7/2023).....	5 games
600+ total yards.....	661 • Kansas (9/30/2022).....	6 games
<200 yards total offense.....	199 • TCU (11/12/2022).....	14 games
<100 yards total offense.....	59 • vs. Arkansas (12/29/2014).....	110 games
100-yard rusher & 100-yard receiver.....	104 rush, Jonathon Brooks; 137 rec, Xavier Worthy • at TCU (11/11/2023).....	1 game
30+ first downs.....	33 • Kansas (9/30/2023).....	6 games
100+ penalty yards.....	119 • at Oklahoma State (10/31/2022).....	16 games
2+ fumbles lost.....	2 • at Baylor (9/23/2023).....	7 games
Scored a safety.....	Rice (9/18/2021).....	33 games
Allowed a safety.....	Baylor (11/25/2022).....	12 games
Scored a 1-point safety.....	Texas A&M (11/26/2004).....	241 games
Forced turnovers on 3+ consecutive drives.....	3 (INT, Fumble, Fumble) • vs. Oklahoma (10/10/2020).....	42 games
Forced 5+ turnovers.....	5 (3 INT, 2 FR) • Rice (9/12/2015).....	108 games
Committed 5+ turnovers.....	5 • at West Virginia (11/14/2015).....	99 games
4+ interceptions.....	4 • at West Virginia (10/5/2019).....	53 games
Forced 2+ fumbles.....	2 • Kansas State (11/4/2023).....	2 games
2+ defensive TD's.....	Oklahoma State (9/26/2015).....	103 games
.....	34-yard fumble return by Hassan Ridgeway, 41-yd interception return by Holton Hill	
Defensive & special teams TD.....	ULM (9/3/2022).....	23 games
.....	9-yard INT by D'Shawn Jamison, 12-yd blocked punt return by Keilan Robinson	
4 TD's in game.....	Bijan Robinson (4 rush) • at Kansas (11/19/2022).....	13 games
Player with a passing and receiving touchdown.....	Xavier Worthy • West Virginia (10/12/2015).....	19 games
300-yard passer, 200-yard rusher, 100-yard receiver.....	Kansas (9/30/2023).....	6 games
.....	325 passing by Quinn Ewers, 218 rushing by Jonathon Brooks, 141 receiving by Adonal Mitchell	
300-yard passer, 100-yard rusher, two 100-yard receivers.....	vs. Oklahoma (10/7/2023).....	5 games
.....	346 passing by Quinn Ewers, 129 rushing by Jonathon Brooks,	
.....	115 receiving by Jordan Whittington, 108 receiving by Xavier Worthy	

RUSHING

	LAST TIME	SPAN
100-199 yards.....	117 by CJ Baxter • at Iowa State (11/18/2023).....	LAST GAME
200-299 yards.....	218 by Jonathon Brooks • Kansas (9/30/2022).....	6 games
300-399 yards.....	341 by D'Onta Foreman • Texas Tech (11/6/2016).....	88 games
2 players w/ 100+ yards.....	242 by Bijan Robinson; 108 by Jonathon Brooks • at Kansas (11/19/2022).....	13 games
30+ attempts.....	30 by Bijan Robinson • at Kansas State (11/5/2022).....	15 games
Consecutive 100-yard games.....	Jonathon Brooks • 112 vs. Kansas State; 104 at TCU (11/4/2023, 11/11/2023).....	1 game
Consecutive 200-yard games.....	D'Onta Foreman • Baylor & at Texas Tech (2016).....	88 games
50-59 yard run.....	54 by CJ Baxter • Kansas State (11/4/2023).....	2 games
60-69 yard run.....	67 by Jonathon Brooks • Kansas (9/30/2023).....	6 games
70-79 yard run.....	70 by Jonathon Brooks • at Kansas (11/19/2022).....	13 games
80-89 yard run.....	81 by D'Onta Foreman • vs. Oklahoma (10/10/2015).....	102 games
90+ yard run.....	91 by Chris Warren III • Texas Tech (11/26/2015).....	95 games
3+ touchdowns.....	4 by Bijan Robinson • at Kansas (11/19/2022).....	13 games
2 players w/ 3+ touchdowns.....	3 by Bijan Robinson; 3 by Roschon Johnson • at Kansas State (12/5/2020).....	36 games
3 players w/ 60+ yard runs.....	72 by Roschon Johnson; 65 by Keilan Robinson; 62 by Bijan Robinson • Rice (9/18/2021).....	32 games
4 players w/ rushing TD.....	3 by Bijan Robinson, 1 by Roschon Johnson; 1 by Keilan Robinson; 1 by Jonathon Brooks • Rice (9/18/2021).....	32 games

PASSING

	LAST TIME	SPAN
300-399 yards.....	317 by Quinn Ewers • at TCU (11/11/2023).....	1 game
400+ yards.....	426 by Sam Ehlinger • UTEP (9/12/2020).....	44 games
40-49 attempts.....	47 by Quinn Ewers • vs. Washington (12/29/2022).....	11 games
50+ attempts.....	53 by Sam Ehlinger • vs. Oklahoma (10/10/2020).....	42 games
25+ completions.....	31 by Quinn Ewers • vs. Oklahoma (10/7/2023).....	5 games
3+ touchdowns.....	3 by Quinn Ewers • at Alabama (9/9/2023).....	9 games
4+ touchdowns.....	4 by Quinn Ewers • vs. Oklahoma (10/8/2022).....	18 games
5+ touchdowns.....	6 by Casey Thompson • Kansas (11/13/2021).....	26 games
6+ touchdowns.....	6 by Casey Thompson • Kansas (11/13/2021).....	26 games
Consecutive 4+ TD games.....	3, 5-5-4 by Sam Ehlinger • vs. UTEP, at Texas Tech, vs. TCU (9/12-10/3/2020).....	43 games
Consecutive 5+ TD games.....	2, 5-5 by Sam Ehlinger • vs. UTEP, at Texas Tech (9/12-9/26/2020).....	44 games
Consecutive 300+ yd games.....	by Quinn Ewers • 325 vs. Kansas, 346 vs. Oklahoma (10/7/2023).....	5 games
50-59 yard completion.....	50 by Quinn Ewers to Johntay Cook II • at Baylor (9/23/2023).....	7 games
60-69 yard completion.....	63 by Casey Thompson to Xavier Worthy • at Baylor (9/25/2021).....	28 games
70-79 yard completion.....	73 by Quinn Ewers to Jonathon Brooks • at TCU (11/11/2023).....	1 game
80-89 yard completion.....	80 by Shane Buechele to Devin Duvernay • at Kansas State (10/22/2016).....	90 games
90+ yard completion.....	90 by Sam Ehlinger to John Burt • Oklahoma State (10/21/2017).....	79 games

RECEIVING

	LAST TIME	SPAN
100-199 yards.....	137 by Xavier Worthy • at TCU (11/11/2023).....	1 game
200+ yards.....	261 by Xavier Worthy • vs. Oklahoma (10/9/2021).....	30 games
2 players w/ 100+ yards.....	115 by Jordan Whittington; 108 by Xavier Worthy • vs. Oklahoma (10/7/2023).....	5 games
10+ receptions.....	10 by Xavier Worthy • at TCU (11/1/2023).....	1 game
15+ receptions.....	15 by Jordan Shipley • Oklahoma State (10/25/2008).....	193 games
Consecutive 100-yard games.....	D. Duvernay • Kansas, at TCU, K-State, Iowa State (11/9/2019).....	49 games
3+ Consecutive 100-yard games.....	D. Duvernay • Kansas, at TCU, K-State, Iowa State (11/9/2019).....	49 games
4+ Consecutive 100-yard games.....	D. Duvernay • Kansas, at TCU, K-State, Iowa State (11/9/2019).....	49 games
50-59 yard reception.....	51 by Johntay Cook II • at Baylor (9/23/2023).....	7 games
60-69 yard reception.....	63 by Xavier Worthy • at Baylor (10/30/2021).....	29 games
70-79 yard reception.....	75 by Xavier Worthy • vs. Oklahoma (10/9/2021).....	30 games
80-89 yard reception.....	80 by Devin Duvernay • at Kansas State (10/22/2016).....	90 games
90+ yard reception.....	90 by John Burt • Oklahoma State (10/21/2017).....	78 games
3+ touchdowns.....	3 by Xavier Worthy • Kansas (11/13/2021).....	26 games

SPECIAL TEAMS

	LAST TIME	SPAN
50-59 yard field goal.....	50 by Bert Auburn • at Iowa State (11/18/2023).....	LAST GAME
60+ yard field goal.....	60 by Russell Erxleben • Texas Tech (10/29/1977).....	570 games
Made 3+ field goals.....	3 by Bert Auburn • at Iowa State (11/18/2023).....	LAST GAME
Made 7+ PAT's.....	7 by Bert Auburn • at Kansas (11/19/2022).....	13 games
Made 9+ PAT's.....	10 by Cameron Dicker • Texas Tech (9/25/2019).....	32 games
60-69 yard punt.....	64 by Ryan Sanborn • BYU (10/28/2023).....	3 games
70+ yard punt.....	79 by Cameron Dicker • vs. Oklahoma State (10/16/2021).....	29 games
Missed PAT.....	by Cameron Dicker • Kansas State (11/26/2021).....	23 games
TD on kickoff return.....	100 by D'Shawn Jamison • at Oklahoma State (10/31/2020).....	40 games
TD on punt return.....	74 by Xavier Worthy • BYU (10/28/2023).....	3 games
90-99 yard kickoff return.....	98 by D'Shawn Jamison • at Kansas State (12/5/2020).....	37 games
50-69 yard punt return.....	53 by Brandon Jones • Kansas State (11/9/2019).....	50 games
70+ yard punt return.....	74 by Xavier Worthy • BYU (10/28/2023).....	3 games
2+ TD on kickoff return.....	NEVER	
TD on kickoff return to start game.....	88 by Greg Lott • at Texas Tech (9/24/1966).....	685 games
Consecutive games with special teams TD.....	by Fozzy Whittaker (2011).....	155 games
.....	100 KR vs. Oklahoma & 100 KR Oklahoma State	
Recovered on-side kick.....	by Malcolm Epps • at Texas Tech (9/26/2020).....	44 games
2-point conversion.....	Quinn Ewers pass to Jordan Whittington • at Iowa State (11/18/2023).....	LAST GAME
Defensive 2-point conversion.....	Austin Jordan • at Iowa State (11/18/2023).....	LAST GAME
Blocked PAT.....	T'Vondre Sweat • at Iowa State (11/18/2023).....	LAST GAME
Blocked FG.....	Kitan Crawford • TCU (11/12/2022).....	14 games
Blocked punt.....	by Kitan Crawford • vs. Oklahoma (10/7/2023).....	5 games
2+ Consecutive Games w/ blocked punt.....	Iowa State; Oklahoma State (10/22/2022).....	16 games
TD on blocked FG.....	46 by Anthony Wheeler • USC (9/15/2018).....	70 games
TD on blocked punt.....	0 yd return by Malik Muhammad • vs. Oklahoma (12/7/2023).....	5 games
Safety on a blocked punt.....	TEAM • Rice (9/18/2021).....	32 games

DEFENSE

	LAST TIME	SPAN
10-14 tackles.....	11 by Jahdae Barron • BYU (10/28/2023).....	3 games
15+ tackles.....	15 by Jaylan Ford • UTSA (9/17/2022).....	21 games
10+ solo tackles.....	10 by Jaylan Ford • UTSA (9/17/2022).....	21 games
4+ tackles for loss.....	6 by Joseph Ossai • at Oklahoma State (10/31/2020).....	40 games
5+ tackles for loss.....	6 by Joseph Ossai • at Oklahoma State (10/31/2020).....	40 games
6+ tackles for loss.....	6 by Joseph Ossai • at Oklahoma State (10/31/2020).....	40 games
3+ sacks.....	3.0 by Joseph Ossai • at Oklahoma State (10/31/2020).....	40 games
4+ sacks.....	4.5 by Alex Okafor • vs. Oregon State (12/29/2012).....	136 games
2+ interceptions.....	2 by D'Shawn Jamison • at West Virginia (10/5/2019).....	54 games
2+ fumble recoveries.....	2 by John Bonney • at Baylor (10/28/2017).....	78 games
TD on interception return.....	27 by Jerrin Thompson • Wyoming (9/16/2023).....	8 games
TD on fumble return.....	48 by Jahdae Barron • TCU (11/12/2022).....	14 games
Sack, forced fumble and fumble recovery on same play.....	by Anthony Cook • at TCU (10/2/2021).....	31 games
Interception and a fumble recovery.....	by Jaylan Ford • at Kansas State (11/5/2022).....	15 games
Interceptions in three consecutive games.....	by Michael Taaffe • at Houston, BYU, Kansas State (11/4/2023).....	2 games

THE LAST TIME ... OPPONENTS

TEAM	LAST TIME	SPAN
Scored 50-59.....	56-57 (OT) • Kansas (11/13/2021).....	27 games
Scored 60-69.....	21-63 • vs. Oklahoma (10/13/2012).....	145 games
Scored 70+.....	NEVER.....	NEVER
Scored <10.....	6-35 • BYU (10/28/2023).....	3 games
Scored <7.....	6-35 • BYU (10/28/2023).....	3 games
300+ yards rushing.....	339 • vs. Oklahoma (10/9/2021).....	31 games
<100 yards rushing.....	9 • at Iowa State (11/18/2023).....	LAST GAME
<0 yards rushing.....	-5 • USC (9/15/2018).....	70 games
300-399 passing yards.....	323 • at Iowa State (11/18/2023).....	LAST GAME
400+ passing yards.....	400 • at Oklahoma State (10/31/2020).....	40 games
<100 passing yards.....	39 • vs. Oklahoma (10/8/2022).....	18 games
500-599 total yards.....	535 • at Oklahoma State (10/22/2022).....	16 games
600+ total yards.....	662 • vs. Oklahoma (10/9/2021).....	30 games
100-199 total yards.....	176 • Rice (9/2/2023).....	10 games
<100 total yards.....	94 • North Texas (8/30/2014).....	124 games
30+ first downs.....	32 • at Oklahoma State (10/22/2022).....	16 games
100+ penalty yards.....	100 • Alabama (9/10/2022).....	22 games
2+ fumbles lost.....	3 • at TCU (10/2/2021).....	31 games
Scored a safety.....	Baylor (11/25/2022).....	12 games
4+ interceptions.....	4 • at TCU (10/26/2019).....	51 games
2+ non-offensive TDs.....	40-yard fumble return, 33-yard interception return • TCU (11/27/2014).....	111 games
3 total touchdowns (rush+rec).....	3 rushing by Dominic Richardson • at Oklahoma State (10/22/2022).....	16 games
4+ total touchdowns (rush+rec).....	3 rushing, 1 receiving by Devin Neal • Kansas (11/13/2021).....	26 games

RUSHING	LAST TIME	SPAN
100-199 yards.....	113 by Dillon Gabriel • vs. Oklahoma (10/7/2023).....	5 games
200-299 yards.....	217 by Kennedy Brooks • vs. Oklahoma (10/9/2021).....	30 games
300+ yards.....	317 by Rashaan Salaam • Colorado (10/1/1994).....	376 games
3+ touchdowns.....	3 by Dominic Richardson • at Oklahoma State (10/22/2022).....	16 games
30+ attempts.....	33 by Leddie Brown • at West Virginia (11/20/2021).....	25 games
50-59 yard run.....	51 by Jaden Nixon • at Oklahoma State (10/22/2022).....	16 games
60-69 yard run.....	62 by Harrison Waylee • Wyoming (9/16/2023).....	8 games
70-79 yard run.....	75 by Kendre Miller • TCU (11/12/2022).....	14 games
80+ yard run.....	81 by Jase McClellan • Alabama (9/10/2022).....	22 games


PASSING	LAST TIME	SPAN
300-399 yards.....	323 by Rocco Becht • at Iowa State (11/18/2023).....	LAST GAME
400+ yards.....	400 by Spencer Sanders • at Oklahoma State (10/31/2020).....	39 games
40-49 attempts.....	42 by Will Howard • Kansas State (11/4/2023).....	2 games
50+ attempts.....	54 by Michael Penix Jr. • vs. Washington (12/29/2022).....	11 games
25+ completions.....	26 by Will Howard • Kansas State (11/4/2023).....	2 games
3+ touchdowns.....	4 by Will Howard • Kansas State (11/4/2023).....	2 games
4+ touchdowns.....	4 by Will Howard • Kansas State (11/4/2023).....	2 games
5+ touchdowns.....	5 by Alan Bowman • at Texas Tech (9/26/2020).....	44 games
6+ touchdowns.....	6 by Kliff Kingsbury • Texas Tech (11/16/2002).....	271 games
50-59 yard completion.....	51 by Donovan Smith • at Houston (10/21/2023).....	4 games
60-69 yard completion.....	66 by Rocco Becht • at Iowa State (11/18/2023).....	LAST GAME
70-79 yard completion.....	75 by Brock Purdy • at Iowa State (11/16/2019).....	48 games
80+ yard completion.....	97 by Sam B. Richardson • Iowa State (10/3/2013).....	129 games

RECEIVING	LAST TIME	SPAN
100-199 yards.....	104 by Jayden Higgins • at Iowa State (11/18/2023).....	LAST GAME
200+ yards.....	222 by Tylan Wallace • vs. Oklahoma State (10/27/2018).....	65 games
2 players w/ 100+ yards.....	150 by K. Carter, 135 by E. Ezukanma • vs. Texas Tech (11/29/2019).....	47 games
3 players w/ 100+ yards.....	163 by J. Jefferson, 147 by J. Chase, 123 by T. Marshall • LSU (9/7/2019).....	57 games
10+ receptions.....	11 by Savion Williams • at TCU (11/11/2023).....	1 game
15+ receptions.....	16 by Kevin White • West Virginia (11/8/2014).....	112 games
50-59 yard reception.....	51 by Samuel Brown • at Houston (10/21/2023).....	4 games
60-69 yard reception.....	62 by Malik Knowles • at Kansas State (11/5/2022).....	15 games
70-79 yard reception.....	75 by Deshaunte Jones • at Iowa State (11/16/2019).....	49 games
80+ yard reception.....	97 by Quenton Bundrage • Iowa State (10/3/2013).....	130 games
3+ touchdowns.....	3 by CeeDee Lamb • vs. Oklahoma (10/12/2019).....	53 games

SPECIAL TEAMS	LAST TIME	SPAN
50-59 yard field goal.....	56 by Griffin Kell • at TCU (9/9/2023).....	1 game
60+ yard field goal.....	67 by Steve Little • Arkansas (10/15/1977).....	571 games
Made 3+ field goals.....	3 by Will Reichard • Alabama (9/9/2022).....	9 games
Made 7+ PAT's.....	7 by Jacob Borcila • Kansas (11/13/2021).....	26 games
60-69 yard punt.....	61 by James Burnip • at Alabama (9/9/2023).....	9 games
70+ yard Punt.....	85 by Michael Turk • vs. Oklahoma (10/9/2021).....	30 games
Missed PAT.....	by Ben Grogan • at Oklahoma State (10/1/2016).....	94 games
TD on kickoff return.....	91 by Alex Ross • Kansas State (11/9/2019).....	50 games
TD on punt return.....	73 by Jeff Scott • Ole Miss (9/14/2013).....	134 games
2-point conversion.....	Isaiah Bond pass from Jalen Millroe • at Alabama (9/9/2023).....	9 games
Defensive 2-point conversion.....	at Oklahoma State (10/1/2016).....	95 games
Blocked PAT.....	vs. Oklahoma (12/1/2018).....	60 games
Blocked FG.....	by Will Anderson Jr. • Alabama (9/10/2022).....	21 games
Blocked Punt.....	by Shane Porter • Kansas State (11/4/2023).....	2 games
TD on blocked FG.....	71 by Antoine Brooks, Jr. • Maryland (9/2/2017).....	83 games
TD on blocked punt.....	6 by Ghaali Muhammad • Wyoming (9/12/2009).....	186 games
TD on fumbled punt.....	0 yd return by Xavier Martin • at Texas Tech (9/26/2020).....	44 games

DEFENSE	LAST TIME	SPAN
10+ tackles.....	10 by Malik Verdon • at Iowa State (11/18/2023).....	LAST GAME
5+ tackles for loss.....	7 by Ndamukong Suh • vs. Nebraska (12/5/2009).....	174 games
4+ sacks.....	4.5 by Ndamukong Suh • vs. Nebraska (12/5/2009).....	174 games
2+ interceptions.....	2 by Jason Taylor II • at Oklahoma State (10/22/2022).....	15 games
2+ fumble recoveries.....	2 by Ian Campbell • Kansas State (11/11/2006).....	215 games
TD on interception return.....	31 by Jacobee Bryant • Kansas (11/13/2021).....	25 games
TD on fumble return.....	16 by Gabe Hall • Baylor (11/25/2022).....	11 games

2023 BOX SCORES

	GAME ONE Sept. 2, 2023 Austin, Texas Attendance: 98,017 TV: FOX
RICE NR/NR	10
TEXAS 11/12	37

Score by Quarters	1	2	3	4	OT	Score
Rice	3	0	0	7	-	10
Texas	7	9	21	0	-	37

Scoring Summary			
Qtr	Time	Team	Summary
1st	10:07	RICE	T. Horn 43 yd field goal 6-8 2:53, RICE 3 - UT 0
	07:27	UT	J. Brooks 37 yd pass from Q. Ewers (B. Auburn kick) 6-75 2:40, RICE 3 - UT 7
2nd	12:59	UT	B. Auburn 27 yd field goal 9-50 3:41, RICE 3 - UT 10
	07:51	UT	B. Auburn 46 yd field goal 7-36 2:02, RICE 3 - UT 13
	00:00	UT	B. Auburn 49 yd field goal 16-66 4:25, RICE 3 - UT 16
3rd	09:37	UT	A. Mitchell 9 yd pass from Q. Ewers (B. Auburn kick) 8-62 3:40, RICE 3 - UT 23
	05:33	UT	J. Sanders 44 yd pass from Q. Ewers (B. Auburn kick) 1-44 0:08, RICE 3 - UT 30
	00:57	UT	Q. Ewers 1 yd run (B. Auburn kick) 9-54 5:22, RICE 10 - UT 37
4th	03:04	RICE	J. Brooks 19 yd run (B. Auburn kick) 11-62 5:22, RICE 10 - UT 37

	RICE	UT
FIRST DOWNS	8	24
RUSHES-YARDS (NET)	25-27	39-158
PASSING YDS (NET)	149	300
Passes Comp-Att-Int	14-26-2	22-36-0
TOTAL OFFENSE PLAYS-YARDS	51-176	75-458
Fumble Returns-Yards	0-0	0-0
Punt Returns-Yards	0-0	1-21
Kickoff Returns-Yards	2-26	1-13
Interception Returns-Yards	0-0	2-0
Punts (Number-Avg)	5-45.0	2-44.5
Fumbles-Lost	1-1	0-0
Penalties-Yards	5-25	5-40
Possession Time	28:24	31:36
Third-Down Conversions	4 of 13	6 of 15
Fourth-Down Conversions	1 of 2	1 of 3
Red-Zone Scores-Chances	1-1	4-5
Sacks By: Number-Yards	2-19	2-15


RUSHING: Rice-Connors, Dean 8-23; Devones, Tre'shon 1-6; Alexander, Daelen 2-4; Walker, Braylen 1-2; Otoviano, Juma 6-1; McCaffrey, Luke 2-(-1); Jackson, Quinton 1-(-2); Daniels, JT 4-(-6). Texas-Blue, Jaydon 10-55; Brooks, Jonathon 12-52; Baxter, CJ 5-38; Ewers, Quinn 8-12; Robinson, Keilan 1-3; Red, Savion 3-(-2).

PASSING: Rice-Daniel, JT 14-26-2-149. Texas-Ewers, Quinn 19-30-0-260; Murphy, Maalik 3-5-0-40; TEAM 0-1-0-0.

RECEIVING: Rice-Groen, Boden 4-28; Walker, Braylen 2-47; McCaffrey, Luke 2-22; Conners, Dean 2-7; Johnson-McCray, JoVoni 2-14; Otoviano, Juma 1-13; Jackson, Quinton 1-9; Campbell, Kobie 1-9. Texas-Worthy, Xavier 7-90; Whittington, Jordan 4-47; Mitchell, Adonai 3-26; Sanders, Ja Tavion 2-44; Brooks, Jonathon 2-42; Cook II, Johntay 2-26; Neyor, Isaiah 1-14; Robinson, Keilan 1-11.

INTERCEPTIONS: Rice-None. Texas-Ford, Jaylan 1-0; Jordan, Austin 1-0.

FUMBLES: Rice-Jackson, Quinton 1-1. Texas-None.

	GAME TWO Sept. 9, 2023 Tuscaloosa, Ala. Attendance: 100,077 TV: ESPN
TEXAS 11/10	34
ALABAMA 3/3	24

Score by Quarters	1	2	3	4	OT	Score
Texas	3	10	0	21	-	34
Alabama	0	6	10	8	-	24

Scoring Summary			
Qtr	Time	Team	Summary
1st	04:42	UT	B. Auburn 32 yd field goal 10-26 3:45, UT 3 - ALA 0
2nd	14:55	ALA	W.Reichard 42 yd field goal 12-51 4:47, UT 3 - ALA 3
	13:26	UT	X. Worthy 44 yd pass from Q. Ewers (B. Auburn kick) 4-75 1:29, UT 10 - ALA 3
	04:05	UT	B. Auburn 29 yd field goal 14-82 6:25, UT 13 - ALA 3
	00:00	ALA	W.Reichard 30 yd field goal 8-50 1:34, UT 13 - ALA 6
3rd	11:04	ALA	W.Reichard 51 yd field goal 7-42 3:56, UT 13 - ALA 9
	00:14	ALA	J. Burton 49 yd pass from J. Milroe (W. Reichard kick) 5-59 2:38, UT 13 - ALA 16
4th	14:05	UT	A. Mitchell 7 yd pass from Q. Ewers (B. Auburn kick) 3-75 1:09, UT 20 - ALA 16
	13:50	UT	J. Brooks 5 yd run (B. Auburn kick) 1-5 0:04, UT 27 - ALA 17
	11:08	ALA	A. Niblack 39 yd pass from J. Milroe (L. Bond pass from J. Milroe) 6-75 2:42, UT 27 - ALA 24
	08:23	UT	A. Mitchell 39 yd pass from Q. Ewers (B. Auburn kick) 7-75 2:45, UT 34 - ALA 24

	UT	ALA
FIRST DOWNS	23	18
RUSHES-YARDS (NET)	37-105	35-107
PASSING YDS (NET)	349	255
Passes Comp-Att-Int	24-38-0	14-27-2
TOTAL OFFENSE PLAYS-YARDS	75-454	62-362
Fumble Returns-Yards	0-0	0-0
Punt Returns-Yards	0-0	1-(-6)
Kickoff Returns-Yards	1-22	1-18
Interception Returns-Yards	2-48	0-0
Punts (Number-Avg)	3-50.0	5-52.6
Fumbles-Lost	2-0	0-0
Penalties-Yards	4-40	10-90
Possession Time	32:31	27:29
Third-Down Conversions	7 of 18	5 of 14
Fourth-Down Conversions	2 of 3	1 of 1
Red-Zone Scores-Chances	4-4	1-1
Sacks By: Number-Yards	5-31	0-0


RUSHING: Texas-Brooks, Jonathon 14-57; Baxter, CJ 11-37; Ewers, Quinn 3-11; Robinson, Keilan 3-6; Mitchell, Adonai 1-5; Worthy, Xavier 1-3; Blue, Jaydon 1-(-2); TEAM 3-(-6). Alabama-McClellan, Jase 12-45; Milroe, Jalen 15-44; Williams, Roydell 6-12; Miller, Jamarion 2-6.

PASSING: Texas-Ewers, Quinn 24-38-0-349. Alabama-Milroe, Jalen 14-27-2-255.

RECEIVING: Texas-Sanders, Ja Tavion-7-114; Worthy, Xavier 5-75; Baxter, CJ 4-21; Mitchell, Adonai 3-78; Whittington, Jordan 3-44; Blue, Jaydon 1-7; Brooks, Jonathon 1-4; Ewers, Quinn 1-3; Robinson, Keilan 1-3. Alabama-Prentice, Kobe 5-68; Burton, Jermaine 2-58; Niblack, Amari 2-45; Benson, Malik 2-33; Bond, Isaiah 1-34; McClellan, Jase 1-12; Williams, Roydell 1-5.

INTERCEPTIONS: Texas-Barron, Jahdae 1-16; Thompson, Jerrin 1-32. Alabama-None.

FUMBLES: Texas-Mitchell, Adonai 1-0; Ewers, Quinn 1-0. Alabama-None.

	GAME THREE Sept. 16, 2023 Austin, Texas Attendance: 101,777 TV: LHN
WYOMING RV/RV	10
TEXAS 4/6	31

Score by Quarters	1	2	3	4	OT	Score
Wyoming	7	0	3	0	-	10
Texas	3	7	0	21	-	31

Scoring Summary			
Qtr	Time	Team	Summary
1st	10:07	WYO	H. Waylee 62 yd rush (J. Hoyland kick) 5-75 2:15, WYO 7 - UT 0
	09:46	UT	B. Auburn 37 yd field goal 5-19 1:27, WYO 7 - UT 3
2nd	12:59	UT	B. Murphy 1 yd pass from Q. Ewers (B. Auburn kick) 17-90 8:03, WYO 7 - UT 10
3rd	00:20	WYO	J. Hoyland 36 yd field goal 17-77 10:22, WYO 10 - UT 10
4th	14:12	UT	X.Worthy 44 yd pass from Q. Ewers (B. Auburn kick) 4-75 1:01, WYO 10 - UT 17
	09:01	UT	Q. Ewers 5 yd run (B. Auburn kick) 6-75 2:54, WYO 10 - UT 24
	08:46	UT	J. Thompson 27 yd int return (B. Auburn kick) 0-0 0:15, WYO 10 - UT 31

	WYO	UT
FIRST DOWNS	17	13
RUSHES-YARDS (NET)	38-155	31-185
PASSING YDS (NET)	136	131
Passes Comp-Att-Int	17-28-1	11-21-0
TOTAL OFFENSE PLAYS-YARDS	66-291	52-316
Fumble Returns-Yards	1-0	0-0
Punt Returns-Yards	2-17	4-59
Kickoff Returns-Yards	1-11	2-52
Interception Returns-Yards	0-0	1-27
Punts (Number-Avg)	7-452.7	4-48.2
Fumbles-Lost	0-0	1-1
Penalties-Yards	3-30	6-40
Possession Time	38:47	21:13
Third-Down Conversions	4 of 14	4 of 12
Fourth-Down Conversions	1 of 1	2 of 2
Red-Zone Scores-Chances	1-2	3-3
Sacks By: Number-Yards	1-10	1-9

RUSHING: Wyoming-Waylee, Harrison 18-110; James, D.Q. 11-34; Asante, Ayir 1-10; Wieland, Wyatt 2-7; Ferrell, Jamari 1-7; Svoboda, Evan 5-(-13). Texas-Brooks, Jonathon 21-164; Blue, Jaydon 5-14; Red, Savion 2-12; Worthy, Xavier 1-0; Ewers, Quinn 2-(-5).


PASSING: Wyoming-Svoboda, Evan 17-28-1-136. Texas-Ewers, Quinn-11-21-0-131.

RECEIVING: Wyoming-Wieland, Wyatt 8-62; Boddie, Devin 3-25; Welch, Treyton 3-22; Asante, Ayir 2-19; Gyllenborg, John Michael 1-8. Texas-Worthy, Xavier 4-56; Mitchell, Adonai 3-30; Robinson, Keilan 1-16; Whittington, Jordan 1-14; Helm, Gunnar 1-14; Murphy II, Byron 1-1.

INTERCEPTIONS: Wyoming-None. Texas-Thompson, Jerrin 1-27.

FUMBLES: Wyoming-None. Texas-Blue, Jaydon 1-1.

2023 BOX SCORES

	GAME FOUR Sept. 23, 2023 Waco, Texas Attendance: 49,165 TV: ABC
TEXAS ^{3/6}	38
BAYLOR ^{NR/NR}	6

Score by Quarters	1	2	3	4	OT	Score
Texas	7	21	10	0	-	38
Baylor	3	3	0	0	-	6

Scoring Summary						
Qtr	Time	Team	Summary			
1st	05:15	UT	J. Brooks 40 yd run (B. Auburn kick)			
			2-55 0:46, UT 7 - BU 0			
	01:07	BU	I. Hankins 22 yd field goal			
2nd			9-70 4:08, UT 7 - BU 3			
	09:07	UT	Q. Ewers 29 yd run (B. Auburn kick)			
			9-75 3:28, UT 14 - BU 3			
	07:03	UT	C. Baxter 7 yd run (B. Auburn kick)			
			2-42 0:32, UT 21 - BU 3			
3rd	02:26	UT	J. Brooks 2 yd run (B. Auburn kick)			
			5-46 1:49, UT 28 - BU 3			
	00:44	BU	I. Hankins 36 yd field goal			
			4-2 0:50, UT 28 - BU 6			
	12:24	UT	B. Auburn 37 yd field goal			
4th			6-55 2:36, UT 31 - BU 6			
	05:36	UT	X. Worthy 21 yd pass from Q. Ewers (B. Auburn kick)			
			7-95 3:28, UT 38 - BU 6			

	UT	BU
FIRST DOWNS	24	19
RUSHES-YARDS (NET)	34-175	31-60
PASSING YDS (NET)	328	305
Passes Comp-Att-Int	19-25-0	29-53-1
TOTAL OFFENSE PLAYS-YARDS	59-503	84-365
Fumble Returns-Yards	0-0	0-0
Punt Returns-Yards	4-51	0-0
Kickoff Returns-Yards	2-12	1-15
Interception Returns-Yards	1-5	0-0
Punts (Number-Avg)	4-44.8	6-44.7
Fumbles-Lost	3-2	0-0
Penalties-Yards	2-20	4-21
Possession Time	26:30	33:30
Third-Down Conversions	3 of 9	5 of 18
Fourth-Down Conversions	0 of 0	1 of 5
Red-Zone Scores-Chances	3-4	2-6
Sacks By: Number-Yards	5-29	3-15


RUSHING: Texas-Brooks, Jonathon 18-106; Baxter, CJ 6-21; Blue, Jaydon 3-17; Ewers, Quinn 5-16; Robinson, Keilan 1-9; Red, Savion 1-6. Baylor-Martinez, RJ 3-22; Pendergrass, Dawson 6-21; Nabors, Jordan 3-19; Reese, Richard 3-8; Richardson, Dominic 6-4; Robertson, Sawyer 10-(-14).

PASSING: Texas-Ewers, Quinn 18-23-0-293; Worthy, Xavier 1-1-0-35; Murphy, Maalik 0-1-0-0. Baylor-Robertson, Sawyer 20-35-1-203; Martinez, RJ 9-18-0-102.

RECEIVING: Texas-Sanders, Ja'Tavion-5-110; Mitchell, Adonai 3-46; Worthy, Xavier 3-31; Helm, Gunnar 2-37; Whittington, Jordan 2-19; Baxter, CJ 2-16; Cook II, Johntay 1-51; Brooks, Jonathon 1-18. Baylor-Baldwin, Monaray 3-81; Jackson Jr., Ketron 3-55; Winfield, Armani 3-42; Roberts, Jake 3-20; Presley, Hal 3-17; Richardson, Dominic 3-16; Cameron, Josh 2-19; Johnson, Kelsey 2-18; Dabney, Drake 2-8; Reese, Richard 2-4; Davidson, Jonathon 1-18; Nabors, Jordan 1-5; Pendergrass, Dawson 1-2.

INTERCEPTIONS: Texas-Ford, Jaylan 1-5 Baylor-None.

FUMBLES: Texas-Robinson, Keilan 1-0; Worthy, Xavier 1-1; Whittington, Jordan 1-1. Baylor-None.

	GAME FIVE Sept. 30, 2023 Austin, Texas Attendance: 102,986 TV: ABC
KANSAS ^{24/24}	14
TEXAS ^{3/5}	40

Score by Quarters	1	2	3	4	OT	Score
Kansas	0	7	7	0	-	14
Texas	10	3	13	14	-	40

Scoring Summary						
Qtr	Time	Team	Summary			
1st	10:06	UT	Q. Ewers 30 yd rush (B. Auburn kick)			
			7-88 2:45, KU 0 - UT 7			
	01:52	UT	B. Auburn 26 yd field goal			
2nd			14-76 6:26, KU 0 - UT 10			
	14:05	KU	D. Hishaw 18 yd rush (S. Keller kick)			
			5-75 2:47, KU 7 - UT 10			
3rd	11:15	UT	B. Auburn 30 yd field goal			
			5-63 2:50, KU 7 - UT 13			
	13:28	UT	J. Brooks 54 yd rush (B. Auburn kick)			
4th			5-71 1:52, KU 7 - UT 20			
	11:36	KU	T. Wilson 58 yd pass from J. Bean (S. Keller kick)			
			4-75 1:52, KU 14 - UT 20			
5th	02:33	UT	J. Brooks 1 yd rush (A. Mitchell pass from Q. Ewers failed)			
			5-32 1:52, KU 14 - UT 26			
	13:06	UT	A. Mitchell 9 yd pass from Q. Ewers (B. Auburn kick)			
6th			8-72 3:25, KU 14 - UT 33			
	05:34	UT	Q. Ewers 1 yd rush (B. Auburn kick)			
			12-75 5:51, KU 14 - UT 40			

	KU	UT
FIRST DOWNS	11	33
RUSHES-YARDS (NET)	25-124	51-336
PASSING YDS (NET)	136	325
Passes Comp-Att-Int	9-21-0	25-35-1
TOTAL OFFENSE PLAYS-YARDS	46-260	86-661
Fumble Returns-Yards	0-0	0-0
Punt Returns-Yards	0-0	0-0
Kickoff Returns-Yards	2-32	1-0
Interception Returns-Yards	1-6	0-0
Punts (Number-Avg)	6-45.3	0-0.0
Fumbles-Lost	3-1	0-0
Penalties-Yards	3-20	4-34
Possession Time	18:27	39:41
Third-Down Conversions	0 of 8	9 of 15
Fourth-Down Conversions	0 of 2	2 of 2
Red-Zone Scores-Chances	0-0	5-5
Sacks By: Number-Yards	2-5	0-0


RUSHING: Kansas-Neal, Devin 8-45; Hishaw, Daniel 8-44; Bean, Jason; 7-42; TEAM 1-(-1); Grimm, Luke 1-(-6). Texas-Brooks, Jonathon 21-218; Baxter, CJ 15-67; Ewers, Quinn 7-40; Blue, Jaydon 4-28; Wisner, Quintrevion 2-2; Mitchell, Adonai 1-(-4); TEAM 1-(-15).

PASSING: Kansas-Bean, Jason 9-21-0-136. Texas-Ewers, Quinn 25-35-1-325.

RECEIVING: Kansas-Fairchild, Mason 2-30; Neal, Devin 2-10; Wilson, Trevor 1-58; Casey, Jared 1-16; Emilien, Douglas 1-15; Arnold, Lawrence 1-5; Grimm, Like 1-2. Texas-Mitchell, Adonai 10-141; Worthy, Xavier 7-93; Whittington, Jordan 2-18; Baxter, CJ 2-16; Cook II, Johntay 1-26; Brooks, Jonathon 1-23; Sanders, Ja'Tavion 1-10; Robinson, Keilan 1-(-2).

INTERCEPTIONS: Kansas-Wheeler, Cornell 1-6. Texas-None.

FUMBLES: Kansas-Grimm, Luke 1-0; Bean, Jason 2-1. Texas-None.

	GAME SIX Oct. 7, 2023 Dallas, Texas Attendance: 92,100 TV: ABC
OKLAHOMA ^{12/12}	34
TEXAS ^{3/4}	30

Score by Quarters	1	2	3	4	OT	Score
Oklahoma	7	13	7	7	-	34
Texas	7	10	3	10	-	30

Scoring Summary						
Qtr	Time	Team	Summary			
1st	13:11	OU	D. Gabriel 9 yd rush (Z. Schmit kick)			
			5-22 1:03, OU 7 - UT 0			
	09:02	UT	M. Muhammad 0 yd blocked punt return (B. Auburn kick)			
2nd			0-0 0:00, OU 7 - UT 7			
	14:14	OU	Z. Schmit 27 yd field goal			
			13-78 4:34, OU 10 - UT 7			
	09:27	UT	G. Helm 22 yd pass from Q. Ewers (B. Auburn kick)			
			9-85 4:41, OU 10 - UT 14			
3rd	05:23	OU	T. Walker 1 yd rush (Z. Schmit kick)			
			10-75 4:04, OU 17 - UT 14			
	01:53	UT	B. Auburn 25 yd field goal			
4th			10-68 3:30, OU 17 - UT 17			
	00:00	OU	Z. Schmit 26 yd field goal			
			9-67 1:53, OU 20 - UT 17			
	10:21	OU	T. Walker 1 yd rush (Z. Schmit kick)			
			13-75 4:39, OU 27 - UT 17			
5th	01:53	UT	B. Auburn 45 yd field goal			
			10-67 0:00, OU 27 - UT 20			
	06:10	UT	J. Brooks 29 yd rush (B. Auburn kick)			
6th			5-73 1:45, OU 27 - UT 27			
	01:17	UT	B. Auburn 47 yd field goal			
			11-58 0:00, OU 27 - UT 30			
7th	00:15	OU	N. Anderson 3 yd pass from D. Gabriel (Z. Schmit kick)			
			5-75 1:02, OU 34 - UT 30			

	OU	UT
FIRST DOWNS	28	25
RUSHES-YARDS (NET)	43-201	40-156
PASSING YDS (NET)	285	371
Passes Comp-Att-Int	9-21-0	25-35-1
TOTAL OFFENSE PLAYS-YARDS	81-486	78-527
Fumble Returns-Yards	0-0	0-0
Punt Returns-Yards	0-0	2-7
Kickoff Returns-Yards	2-37	4-70
Interception Returns-Yards	2-7	0-0
Punts (Number-Avg)	4-29.5	1-38.0
Fumbles-Lost	0-0	1-1
Penalties-Yards	4-30	9-70
Possession Time	27:49	32:11
Third-Down Conversions	5 of 14	5 of 14
Fourth-Down Conversions	0 of 1	3 of 4
Red-Zone Scores-Chances	6-6	1-3
Sacks By: Number-Yards	5-28	1-1

RUSHING: Oklahoma-Gabriel, Dillon 14-113; Walker, Tawee 15-46; Major, Marcus 9-27; Farooq, Jilil 3-13; Stoops, Drake 1-3; Sawchuk, Gavin 1-(-1). Texas-Brooks, Jonathon 22-129; Baxter, CJ 7-18; Whittington, Jordan 2-16; Red, Savion 1-7; Ewers, Quinn 8-(-14).


PASSING: Oklahoma-Gabriel, Dillon 23-38-0-285. Texas-Ewers, Quinn 31-37-2-346; Red, Savion 1-1-0-25.

RECEIVING: Oklahoma-Farooq, Jilil 5-130; Anthony, Andre 5-42; Stoops, Drake 4-55; Stogner, Austin 3-24; Walker, Tawee 2-14; Major, Marcus 2-8; Freeman, Gavin 1-9; Anderson, Nic 1-3. Texas-Whittington, Jordan 10-115; Worthy, Xaver 8-108; Brooks, Jonathon 5-34; Helm, Gunnar 4-67; Mitchell, Adonai 3-33; Sanders, Ja'Tavion 2-13; Robinson, Keilan 1-1.

INTERCEPTIONS: Oklahoma-Dolby, Kendel 1-7; Williams, Gentry 1-0. Texas-None.

FUMBLES: Oklahoma-None. Texas-Ewers, Quinn 1-1.

2023 BOX SCORES

	GAME SEVEN Oct. 21, 2023 Houston, Texas Attendance: 42,812 TV: FOX
TEXAS 8/8	31
HOUSTON NR/NR	24

Score by Quarters	1	2	3	4	OT	Score
Texas	14	7	3	7	-	31
Houston	0	14	7	3	-	24

Scoring Summary

Qtr	Time	Team	Summary
1st	10:02	UT	A. Mitchell 14 yd pass from Q. Ewers (B. Auburn kick) 11-75 4:58, UT 7 - UH 0
	06:56	UT	X. Worthy 42 yd pass from Q. Ewers (B. Auburn kick) 4-62 1:36, UT 14 - UH 0
2nd	12:49	UT	S. Red 1 yd run (B. Auburn kick) 9-58 4:31, UT 21 - UH 0
	06:07	UH	M. Golden 32 yd pass from D. Smith (J. Martin kick) 4-71 1:26, UT 21 - UH 7
	00:26	UH	J. Manjack IV 21 yd pass from D. Smith (J. Martin kick) 9-75 2:07, UT 21 - UH 14
3rd	12:29	UH	M. Golden 3 yd pass from D. Smith (J. Martin kick) 6-49 2:24, UT 21 - UH 21
	03:17	UT	B. Auburn 25 yd field goal 11-31 4:19, UT 24 - UH 21
4th	07:43	UH	J. Martin 40 yd field goal 7-68 3:49, UT 24 - UH 24
	05:37	UH	C. Baxter 16 yd run (B. Auburn kick) 6-53 1:58, UT 31 - UH 24

	UT	UH
FIRST DOWNS	19	20
RUSHES-YARDS (NET)	37-141	19-14
PASSING YDS (NET)	219	378
Passes Comp-Att-Int	25-32-0	32-46-1
TOTAL OFFENSE PLAYS-YARDS	69-360	65-392
Fumble Returns-Yards	0-0	0-0
Punt Returns-Yards	2-12	3-6
Kickoff Returns-Yards	2-78	2-41
Interception Returns-Yards	1-0	0-0
Punts (Number-Avg)	3-52.3	4-38.2
Fumbles-Lost	0-0	2-1
Penalties-Yards	6-60	1-15
Possession Time	31:58	28:02
Third-Down Conversions	3 of 12	4 of 13
Fourth-Down Conversions	3 of 5	2 of 3
Red-Zone Scores-Chances	4-4	2-3
Sacks By: Number-Yards	3-18	3-17


RUSHING: Texas-Brooks, Jonathon 20-99; Baxter, CJ 6-42; Red, Savion 3-9; TEAM 2-(-2); Ewers, Quinn 6-(-7). Houston-Jenkins, Parker 9-23; Sneed, Stacy 3-5; Manjack IV, Joseph 1-(-2); Smith, Donovan 6-(-12).

PASSING: Texas-Ewers, Quinn 23-29-0-211; Murphy, Maalik 1-2-0-7; Sanborn, Ryan 1-1-0-1. Houston-Smith, Donovan 32-46-1-378.

RECEIVING: Texas-Brooks, Jonathon 8-51; Worthy, Xavier 6-92; Baxter, CJ 3-9; Sanders, Ja'Tavion 2-29; Helm, Gunnar 2-13; Whittington, Jordan 2-10; Mitchell, Adonai 1-14; Auburn, Bert 1-1. Houston-Golden, Matthew 7-88; Manjack IV, Joseph 6-88; Carnes, Dalton 5-68; Brown, Samuel 4-80; O'Laughlin, Mike 3-19; Sneed, Stacy 3-15; Jenkins, Peter 2-5; Byrnes, Matt 1-9; Johnson Jr., Stephon 1-6.

INTERCEPTIONS: Texas-Taaffe, Michael 1-0. Houston-None.

FUMBLES: Texas-None. Houston-Smith, Donovan 1-1; Fleming, Malik 1-0.

	GAME EIGHT Oct. 28, 2023 Austin, Texas Attendance: 101,670 TV: ABC
BYU NR/NR	6
TEXAS 7/7	35

Score by Quarters	1	2	3	4	OT	Score
BYU	0	3	3	0	-	6
Texas	14	7	0	14	-	35

Scoring Summary

Qtr	Time	Team	Summary
1st	12:08	UT	X. Worthy 74 yd punt return (B. Auburn kick) 0-0 1:04, BYU 0 - UT 7
	04:10	UT	J. Brooks 4 yd rush (B. Auburn kick) 6-26 3:07, BYU 0 - UT 14
2nd	04:57	BYU	W. Ferrin 24 yd field goal 16-64 9:57, BYU 3 - UT 14
	00:58	UT	A. Mitchell 30 yd pass from M. Murphy (B. Auburn kick) 10-75 3:59, BYU 3 - UT 21
3rd	07:58	BYU	W. Ferrin 24 yd field goal 7-68 3:43, BYU 6 - UT 21
4th	09:07	UT	A. Mitchell 13 yd pass from M. Murphy (B. Auburn kick) 1-8 0:04, BYU 6 - UT 28
	01:43	UT	J. Blue 34 yd rush (B. Auburn kick) 3-39 0:58, BYU 6 - UT 35

	BYU	UT
FIRST DOWNS	17	16
RUSHES-YARDS (NET)	26-95	35-184
PASSING YDS (NET)	197	170
Passes Comp-Att-Int	25-40-2	16-25-1
TOTAL OFFENSE PLAYS-YARDS	66-292	60-354
Fumble Returns-Yards	0-0	0-0
Punt Returns-Yards	2-18	2-89
Kickoff Returns-Yards	5-105	1-21
Interception Returns-Yards	1-20	2-85
Punts (Number-Avg)	5-45.2	3-54.0
Fumbles-Lost	1-1	2-1
Penalties-Yards	3-20	6-40
Possession Time	33:06	26:54
Third-Down Conversions	3 of 14	6 of 11
Fourth-Down Conversions	2 of 3	0 of 2
Red-Zone Scores-Chances	2-3	2-5
Sacks By: Number-Yards	1-18	2-17


RUSHING: BYU-Robbins, Aidan 17-56; Smith, Deion 1-18; Davis, Miles 1-13; Slovis, Kedon 5-8; Marion, Keelan 2-0. Texas-Brooks, Jonathon 16-98; Blue, Jaydon 4-44; Robinson, Keilan 1-23; Baxter, CJ 9-22; Red, Savion 4-15; Murphy, Maalik 1-(-18).

PASSING: BYU-Slovis, Kedon 25-40-2-197. Murphy, Maalik 16-25-1-170.

RECEIVING: BYU-Lassiter, Darius 5-75; Roberts, Chase 4-29; Kingston, Parker 4-27; Marion, Keelan 3-30; Rex, Isaac 2-16; Smith, Derion 2-4; Robbins, Aidan 2-4; Epps, Kody 1-20; Paulo, Ray 1-(-1). Davis, Miles 1-(-7). Texas-Brooks, Jonathon 4-40; Sanders, Ja'Tavion 4-37; Worthy, Xavier 4-27; Mitchell, Adonai 3-59; Robinson, Keilan 1-7.

INTERCEPTIONS: BYU-Wakley, Crew 1-20. Texas-Taaffe, Michael 1-45; Brooks, Terrance 1-40.

FUMBLES: BYU-Slovis, Kedon 1-1. Texas-Worthy, Xaver 1-0; Murphy, Maalik 1-1.

	GAME NINE Nov. 4, 2023 Austin, Texas Attendance: 102,846 TV: FOX
KANSAS STATE 23/25/RV	30
TEXAS 7/7/6	33

Score by Quarters	1	2	3	4	OT	Score
Kansas State	0	7	7	16	0	30
Texas	10	7	10	3	3	33

Scoring Summary

Qtr	Time	Team	Summary
1st	08:36	UT	A. Mitchell 37 yd pass from M. Murphy (B. Auburn kick) 3-47 1:13, KSU 0 - UT 7
	01:06	UT	B. Auburn 32 yd field goal 9-79 3:58, KSU 0 - UT 10
2nd	11:34	UT	C. Baxter 54 yd rush (B. Auburn kick) 4-63 2:37, KSU 0 - UT 17
	00:54	KSU	P. Brooks 6 yd pass from W. Howard (C. Tennant kick) 4-42 0:41, KSU 7 - UT 17
3rd	09:21	UT	J. Brooks 5 yd rush (B. Auburn kick) 1-5 0:05, KSU 7 - UT 24
	04:13	UT	B. Auburn 49 yd field goal 7-41 3:07, KSU 7 - UT 27
	00:00	KSU	P. Brooks 26 yd pass from W. Howard (C. Tennant kick) 8-75 4:13, KSU 14 - UT 27
4th	13:33	KSU	K. Johnson 12 yd pass from W. Howard (C. Tennant kick) 2-12 0:15, KSU 21 - UT 27
	12:37	KSU	J. Brown 32 yd pass from W. Howard (C. Tennant rush failed) 1-32 0:07, KSU 27 - UT 27
	06:03	UT	B. Auburn 34 yd field goal 14-69 6:27, KSU 27 - UT 30
	00:01	KSU	C. Tennant 45 yd field goal 10-33 1:13, KSU 30 - UT 30
OT1	00:00	UT	B. Auburn 42 yd field goal 4-1 0:00, KSU 30 - UT 33

	KSU	UT
FIRST DOWNS	20	18
RUSHES-YARDS (NET)	29-30	37-230
PASSING YDS (NET)	327	243
Passes Comp-Att-Int	26-43-1	19-37-2
TOTAL OFFENSE PLAYS-YARDS	72-357	74-478
Fumble Returns-Yards	0-0	0-0
Punt Returns-Yards	2-15	2-52
Kickoff Returns-Yards	0-0	2-17
Interception Returns-Yards	2-37	1-0
Punts (Number-Avg)	7-45.4	5-34.4
Fumbles-Lost	2-1	2-1
Penalties-Yards	7-50	10-67
Possession Time	27:52	32:08
Third-Down Conversions	2 of 14	2 of 15
Fourth-Down Conversions	1 of 2	2 of 3
Red-Zone Scores-Chances	2-4	3-4
Sacks By: Number-Yards	0-0	4-35

RUSHING: Kansas State-Ward, Treshaun 9-30; Giddens, DJ 9-22; Johnson, Keagan 1-2; Johnson, Avery 1-(-1); Howard, Will 9-(-23). Texas-Brooks, Jonathon 22-112; Baxter, CJ 10-90; Worthy, Xavier 1-16; Blue, Jaydon 2-11; Robinson, Keilan 1-8; Red, Savion 1-(-7).


PASSING: Kansas State-Howard, Will 26-41-1-327; Johnson, Avery 0-1-0-0; TEAM 0-1-0-0. Texas-Murphy, Maalik 19-37-2-248.

RECEIVING: Kansas State-Johnson, Keagan 7-70; Brooks, Phillip 5-76; Sinnott, Ben 5-69; Brown, Jayce 4-77; Giddens, DJ 3-23; Ward, Treshaun 2-12. Texas-Mitchell, Adonai 8-149; Worthy, 5-48; Whittington 3-23; Sanders, Ja'Tavion 2-21; Cook II, Johtnay 1-7.

INTERCEPTIONS: Kansas State-Parrish, Jacob 2-37. Texas-Taaffe, Michael 1-0.

FUMBLES: Kansas State-Howard, Will 1-1; Parrish, Jacob 1-0. Texas-Red, Savion 1-0; Brooks, Jonathon 1-1.

2023 BOX SCORES

		GAME 10 Nov. 11, 2023 Fort Worth, Texas Attendance: 50,812 TV: ABC	
TEXAS 7/7/7		29	
TCU NR/NR/NR		26	

Score by Quarters	1	2	3	4	OT	Score
Texas	7	19	0	3	-	29
TCU	6	0	0	20	-	26

Scoring Summary			
Qtr	Time	Team	Summary
1st	07:41	TCU	G. Kell 41 yd field goal 7-29 2:42, UT 0 - TCU 3
	06:53	UT	J. Brooks 2 yd run (B. Auburn kick) 2-75 2:42, UT 7 - TCU 3
	04:35	TCU	G. Kell 56 yd field goal 5-37 2:18, UT 7 - TCU 6
	14:50	UT	B. Auburn 30 yd field goal 6-52 2:32, UT 10 - UH 6
2nd	08:32	UT	B. Auburn 32 yd field goal 9-43 5:03, UT 13 - UH 6
	01:01	UT	A. Mitchell 6 yd pass from Q. Ewers (G. Helm pass from R. Sanborn failed) 13-85 4:54, UT 19 - UH 6
	00:12	UT	J. Brooks 22 yd run (B. Auburn kick) 6-52 2:32, UT 26 - UH 6
	14:02	TCU	E. Bailey 17 yd run (G. Kell kick) 6-74 2:00, UT 26 - UH 13
4th	08:53	UT	B. Auburn 49 yd field goal 10-44 5:09, UT 29 - UH 13
	05:51	TCU	J. Richardson 3 yd pass from J. Hoover (S. Williams pass from J. Hoover failed) 9-75 3:02, UT 29 - UH 19
	03:28	TCU	S. Williams 14 yd pass from J. Hoover (G. Kell kick) 3-36 0:35, UT 29 - UH 26

	UT	TCU
FIRST DOWNS	22	22
RUSHES-YARDS (NET)	41-165	28-88
PASSING YDS (NET)	317	302
Passes Comp-Att-Int	22-33-1	24-36-1
TOTAL OFFENSE PLAYS-YARDS	74-482	64-390
Fumble Returns-Yards	0-0	0-0
Punt Returns-Yards	0-0	2-29
Kickoff Returns-Yards	1-15	0-0
Interception Returns-Yards	1-2	1-40
Punts (Number-Avg)	4-39.2	4-37.5
Fumbles-Lost	1-0	2-1
Penalties-Yards	7-59	6-51
Possession Time	34:18	25:42
Third-Down Conversions	4 of 13	3 of 11
Fourth-Down Conversions	0 of 1	1 of 2
Red-Zone Scores-Chances	4-4	3-4
Sacks By: Number-Yards	3-24	0-0


RUSHING: Texas-Brooks, Jonathon 21-104; Baxter, CJ 18-61; Red, Savion 1-0; Ewers, Quinn 1-0. TCU-Bailey, Emani 21-98; Williams, Savion 1-7; Battle, Trent 1-4; Richardson, JP 1-2; Cook, Cam 1-1; Hoover, Josh 3-(-24).

PASSING: Texas-Ewers, Quinn 22-33-1-317. TCU-Hoover, Josh 24-36-1-302.

RECEIVING: Texas-Worthy, Xavier 10-137; Sanders, Ja'Tavion 4-47; Brooks, Jonathon 3-74; Mitchell, Adonai 3-61; Baxter, CJ 1-1; Cook II, Johntay 1-(-3). TCU-Williams, Savion 11-164; Wiley, Jared 6-65; Richardson, JP 3-23; Robinson Jaylon 2-37; Nowell, Blake 1-10; Earle, Jojo 1-6.

INTERCEPTIONS: Texas-Brooks, Terrance 1-2. TCU-Bradford, Millard 1-40.

FUMBLES: Texas-None. TCU-Bradford, Millard 1-1; Hoover, Josh 1-0.

		GAME 11 Nov. 18, 2023 Ames, Iowa Attendance: 61,500 TV: FOX	
TEXAS 7/7/7		26	
IOWA STATE NR/NR/NR		16	

Score by Quarters	1	2	3	4	OT	Score
Texas	0	6	9	11	-	26
Iowa State	3	0	6	7	-	16

Scoring Summary			
Qtr	Time	Team	Summary
1st	03:27	ISU	C. Contreras 45 yd field goal 11-53 5:47, UT 0 - ISU 3
	11:17	UT	B. Auburn 39 yd field goal 7-11 3:31, UT 3 - ISU 3
2nd	00:00	UT	B. Auburn 50 yd field goal 10-58 2:25, UT 6 - ISU 3
	05:53	UT	J. Whittington 23 yd pass from Q. Ewers (B. Auburn kick) 9-91 4:25, UT 13 - ISU 3
	02:13	ISU	E. Sanders 14 yd pass from R. Becht (C. Contreras kick blocked) 7-83 3:34, UT 13 - ISU 9
	02:13	UT	A. Jordan 82 yd blocked field goal return 0-0 0:00, UT 15 - ISU 9
4th	14:52	UT	G. Helm 31 yd pass from Q. Ewers (J. Whittington pass from Q. Ewers) 3-57 1:06, UT 23 - ISU 9
	12:44	ISU	E. Dean 66 yd pass from R. Becht (C. Contreras kick) 4-75 2:08, UT 23 - ISU 16
	06:14	UT	B. Auburn 42 yd field goal 11-56 6:26, UT 26 - ISU 16

	UT	ISU
FIRST DOWNS	23	16
RUSHES-YARDS (NET)	34-123	21-9
PASSING YDS (NET)	281	323
Passes Comp-Att-Int	23-33-0	24-32-1
TOTAL OFFENSE PLAYS-YARDS	67-404	53-332
Fumble Returns-Yards	0-0	0-0
Punt Returns-Yards	2-29	1-0
Kickoff Returns-Yards	3-60	1-13
Interception Returns-Yards	1-0	0-0
Punts (Number-Avg)	4-42.8	4-45.2
Fumbles-Lost	1-1	1-0
Penalties-Yards	7-54	4-35
Possession Time	31:18	28:42
Third-Down Conversions	5 of 13	3 of 11
Fourth-Down Conversions	0 of 1	1 of 2
Red-Zone Scores-Chances	0-1	1-1
Sacks By: Number-Yards	3-19	4-25


RUSHING: Texas-Baxter, CJ 20-117; Blue, Jaydon 7-18; Worthy, Xavier 1-16; TEAM 2-(-3); Ewers, Quinn 4-(-25). Iowa State-Sama, Abu 7-11; Sanders, Eli 6-10; Norton, Cartevius 3-2; Becht, Rocco 5-(-14).

PASSING: Texas-Ewers, Quinn 22-33-0-281. Iowa State-Becht, Rocco 24-32-1-323.

RECEIVING: Texas-Baxter, CJ 5-13; Worthy, Xavier 4-77; Blue, Jaydon 4-31; Whittington, Jordan 3-56; Mitchell, Adonai 3-32; Helm, Gunnar 2-40; Sanders, Ja'Tavion 2-32. Iowa State-Higgins, Jayden 7-104; Noel, Jaylin 5-45; Brahmer 4-49; Hansen, Carson 3-20; Dean, Easton 1-66; Sanders, Eli 1-14; Stanley, Dimitri 1-13; Klotz, Stevo 1-9; Sama, Abu 1-3.

INTERCEPTIONS: Texas-Thompson, Jerrin 1-0. Iowa State-None

FUMBLES: Texas-Worthy, Xavier 1-1. Iowa State-Noel, Jaylen 1-0.

		GAME 12 Nov. 24, 2023 Austin, Texas Attendance: - TV: ABC	
TEXAS TECH -/-/-		-	
TEXAS -/-/-		-	

SELECT PLAYERS GAME-BY-GAME STATISTICS

O ANTHONY HILL JR.

LB | 6-3 | 234 | FR-HS
DENTON, TEXAS | RYAN

CAREER HIGHS

Tackles.....8, twice, last at TCU (2023)
Solo tackles.....5, three times, last at TCU (2023)
Tackles for loss.....2.0, at Alabama (2023)
Sacks.....2.0, at Alabama (2023)
Interceptions.....None
Pass breakups.....1, vs. Oklahoma (2023)
Forced fumbles.....None
Fumbles recovered.....None
Blocked kicks.....None

CAREER TOTALS

Games with 5-plus tackles.....8, last at Iowa State (2023)
Games with 8-plus tackles.....2, last at TCU (2023)
Games with 10-plus tackles.....None

HILL'S 2023 GAME-BY-GAME DEFENSIVE STATS

Date	Opponent	TKL(Solo)	TFL	Sacks	Int	PBU	FF	FR	Blk
Sep. 2	Rice	1 (1)	0.0	0.0	0	0	0	0	0
Sep. 9	at Alabama	6 (4)	2.0	2.0	0	0	0	0	0
Sep. 16	Wyoming	3 (2)	0.0	0.0	0	0	0	0	0
Sep. 23	at Baylor	6 (5)	0.0	0.0	0	0	0	0	0
Sep. 30	Kansas	1 (0)	0.0	0.0	0	0	0	0	0
Oct. 7	vs. Oklahoma	8 (5)	1.5	1.0	0	1	0	0	0
Oct. 21	at Houston	5 (2)	0.5	0.0	0	0	0	0	0
Oct. 28	BYU	5 (1)	1.0	0.0	0	1	0	0	0
Nov. 4	Kansas State	4 (1)	0.0	0.0	0	0	0	0	0
Nov. 11	at TCU	8 (5)	0.0	0.0	0	0	0	0	0
Nov. 18	at Iowa State	6 (4)	0.5	0.0	0	0	0	0	0
Nov. 24	Texas Tech								

HILL'S CAREER DEFENSIVE STATS

Year	G	Tkl	Solo	TFL-Yds	Sack-Yds	Int	PBU	FF	FR	Blk
2023	11	53	32	5.5-17	3.0-14	0	2	0	0	0
Career	11	53	32	5.5-17	3.0-14	0	2	0	0	0

O JA'TAVION SANDERS

TE | 6-4 | 243 | JR-2L
DENTON, TEXAS | RYAN

CAREER HIGHS

Receptions.....8, at Kansas State (2022)
Receiving Yards.....114, at Alabama (2023)
Receiving TDs.....2, twice, last vs. Oklahoma (2022)
Long Reception.....50, at Alabama (2023)

CAREER TOTALS

100-yard receiving games.....2, last at Baylor (2023)
Multiple receiving TD games.....2, last vs. Oklahoma (2022)

SANDERS' 2021 GAME-BY-GAME RECEIVING STATS

Date	Opponent	No.	Yds	TD	Long
Sep. 4	Louisiana	0	0	0	0
Sep. 11	at Arkansas	0	0	0	0
Sep. 18	Rice	0	0	0	0
Sep. 25	Texas Tech	0	0	0	0
Oct. 2	at TCU	0	0	0	0
Oct. 9	vs. Oklahoma	0	0	0	0
Oct. 16	Oklahoma State	0	0	0	0
Oct. 30	at Baylor	0	0	0	0
Nov. 6	at Iowa State	0	0	0	0
Nov. 13	Kansas	0	0	0	0
Nov. 20	at West Virginia	0	0	0	0
Nov. 26	Kansas State	0	0	0	0

SANDERS' 2022 GAME-BY-GAME RECEIVING STATS

Date	Opponent	No.	Yds	TD	Long
Sep. 3	ULM	6	85	1	25
Sep. 10	Alabama	3	4	0	8
Sep. 17	UTSA	1	5	0	5
Sep. 24	at Texas Tech	5	40	0	10
Oct. 1	West Virginia	5	78	2	33
Oct. 8	vs. Oklahoma	5	71	2	24
Oct. 15	Iowa State	3	37	0	18
Oct. 22	at Oklahoma State	6	76	0	21
Nov. 5	at Kansas State	8	54	0	18
Nov. 12	TCU	7	61	0	24
Nov. 19	at Kansas	1	1	0	1
Nov. 25	Baylor	2	65	0	37
Dec. 29	vs. Washington+	5	36	0	17

SANDERS' 2023 GAME-BY-GAME RECEIVING STATS

Date	Opponent	No.	Yds	TD	Long
Sep. 2	Rice	2	44	1	44
Sep. 9	at Alabama	5	114	0	50
Sep. 16	Wyoming	0	0	0	0
Sep. 23	at Baylor	5	110	0	49
Sep. 30	Kansas	1	10	0	10
Oct. 7	vs. Oklahoma	1	13	0	13
Oct. 21	at Houston	2	29	0	23
Oct. 28	BYU	4	37	0	20
Nov. 4	Kansas State	2	21	0	16
Nov. 11	at TCU	4	47	0	19
Nov. 18	at Iowa State	2	32	0	17
Nov. 24	Texas Tech				

SANDERS' CAREER RECEIVING STATS

Year	G	Rec	Yds	TD	Lg	Rec/G	Avg/C	Avg/G
2021	12	0	0	0	0	-	-	-
2022	13	54	613	5	37	4.2	11.4	47.2
2023	11	28	457	1	50	2.5	16.3	41.5
Career	36	82	1,070	6	50	2.3	13.0	29.7

I XAVIER WORTHY

WR | 6-1 | 172 | JR-2L
FRESNO, CALIF. | CENTRAL EAST

CAREER HIGHS

Receptions.....14, Kansas (2021)
Receiving Yards.....261, vs. Oklahoma (2021)
Receiving TDs.....3, twice, last vs. Kansas (2021)
Long Reception.....75 vs. Oklahoma (2021)
All-Purpose Yards.....286 vs. Oklahoma (2021)
Long Punt Return.....74, vs. BYU (2023)

CAREER TOTALS

100-yard receiving games.....7, last at TCU (2023)
200-yard receiving games.....1, vs. Oklahoma (2021)
Multiple receiving TD games.....6, last at Kansas State (2022)
Punt Return TDs.....1, BYU (2023)

WORTHY'S 2021 GAME-BY-GAME RECEIVING STATS

Date	Opponent	No.	Yds	TD	Long
Sep. 4	Louisiana	1	34	0	34
Sep. 11	at Arkansas	2	41	0	25
Sep. 18	Rice	6	71	1	31
Sep. 25	Texas Tech	5	100	3	62
Oct. 2	at TCU	1	7	0	7
Oct. 9	vs. Oklahoma	9	261	2	75
Oct. 16	Oklahoma State	5	28	0	19
Oct. 30	at Baylor	4	115	1	63
Nov. 6	at Iowa State	2	22	1	18
Nov. 13	Kansas	14	152	3	33
Nov. 20	at West Virginia	7	85	1	52
Nov. 26	Kansas State	6	65	0	28

WORTHY'S 2021 GAME-BY-GAME PUNT RETURN STATS

Date	Opponent	No.	Yds	TD	Long
Sep. 4	Louisiana	1	18	0	18
Sep. 11	at Arkansas	0	0	0	0
Sep. 18	Rice	2	29	0	20
Sep. 25	Texas Tech	0	0	0	0
Oct. 2	at TCU	0	0	0	0
Oct. 9	vs. Oklahoma	0	0	0	0
Oct. 16	Oklahoma State	0	0	0	0
Oct. 30	at Baylor	0	0	0	0
Nov. 6	at Iowa State	0	0	0	0
Nov. 13	Kansas	0	0	0	0
Nov. 20	at West Virginia	0	0	0	0
Nov. 26	Kansas State	0	0	0	0

WORTHY'S 2022 GAME-BY-GAME RECEIVING STATS

Date	Opponent	No.	Yds	TD	Long
Sep. 3	ULM	2	24	0	19
Sep. 10	Alabama	5	97	0	46
Sep. 17	UTSA	4	41	0	19
Sep. 24	at Texas Tech	3	50	1	39
Oct. 1	West Virginia	7	119	2	45
Oct. 8	vs. Oklahoma	2	29	1	15
Oct. 15	Iowa State	8	72	2	24
Oct. 22	at Oklahoma State	4	78	1	30
Nov. 5	at Kansas State	4	42	2	20
Nov. 12	TCU	4	32	0	15
Nov. 19	at Kansas	2	30	0	24
Nov. 25	Baylor	7	62	0	18
Dec. 29	vs. Washington+	7	84	0	21

SELECT PLAYERS GAME-BY-GAME STATISTICS

WORTHY'S 2022 GAME-BY-GAME PUNT RETURN STATS

Date	Opponent	No.	Yds	TD	Long
Sep. 3	ULM	3	33	0	21
Sep. 10	Alabama	3	10	0	9
Sep. 17	UTSA	0	0	0	0
Sep. 24	at Texas Tech	1	7	0	7
Oct. 1	West Virginia	0	0	0	0
Oct. 8	vs. Oklahoma	2	11	0	6
Oct. 15	Iowa State	0	0	0	0
Oct. 23	at Oklahoma State	3	56	0	29
Nov. 5	at Kansas State	0	0	0	0
Nov. 12	TCU	0	0	0	0
Nov. 19	at Kansas	2	29	0	22
Nov. 25	Baylor	0	0	0	0
Dec. 29	vs. Washington+	1	0	0	0

WORTHY'S 2023 GAME-BY-GAME RECEIVING STATS

Date	Opponent	No.	Yds	TD	Long
Sep. 2	Rice	7	90	0	24
Sep. 9	at Alabama	5	75	1	44
Sep. 16	Wyoming	4	56	1	44
Sep. 23	at Baylor	3	31	1	21
Sep. 30	Kansas	7	93	0	39
Oct. 7	vs. Oklahoma	8	108	0	39
Oct. 21	at Houston	6	92	1	42
Oct. 28	BYU	4	27	0	14
Nov. 4	Kansas State	5	48	0	24
Nov. 11	at TCU	10	137	0	45
Nov. 18	at Iowa State	4	77	0	30
Nov. 24	Texas Tech				

WORTHY'S 2023 GAME-BY-GAME PUNT RETURN STATS

Date	Opponent	No.	Yds	TD	Long
Sep. 2	Rice	2	10	0	10
Sep. 9	at Alabama	0	0	0	0
Sep. 16	Wyoming	4	59	0	32
Sep. 23	at Baylor	3	48	0	40
Sep. 30	Kansas	0	0	0	0
Oct. 7	vs. Oklahoma	1	0	0	0
Oct. 21	at Houston	2	12	0	6
Oct. 28	BYU	2	89	1	74
Nov. 4	Kansas State	2	52	0	33
Nov. 11	at TCU	0	0	0	0
Nov. 18	at Iowa State	2	29	0	24
Nov. 24	Texas Tech				

WORTHY'S CAREER RECEIVING STATS

Year	G	Rec	Yds	TD	Lg	Rec/G	Avg/C	Avg/G
2021	12	62	981	12	75	5.2	15.8	81.8
2022	13	60	760	9	46	4.6	12.7	58.5
2023	11	63	834	4	45	5.7	13.2	75.8
Career	36	185	2,575	25	75	5.1	13.9	71.5

WORTHY'S CAREER PUNT RETURN STATS

Year	G	Ret	Yds	TD	Lg	Ret/G	Avg/R	Avg/G
2021	12	3	47	0	20	0.3	15.7	3.9
2022	13	15	146	0	29	1.2	9.7	11.2
2023	11	17	310	1	74	1.5	18.2	28.2
Career	36	35	503	1	74	0.9	14.4	14.0

3 QUINN EWERS

QB | 6-2 | 195 | SO-1L

SOUTHLAKE, TEXAS | CARROLL/OHIO STATE

CAREER HIGHS

Completions.....	31, twice, last vs. Oklahoma (2023)
Attempts.....	49, at Oklahoma State (2022)
Passing Yards.....	369, Washington (2022)
Passing TDs.....	4, vs. Oklahoma (2022)
Long Pass.....	73, at TCU (2023)
Carries.....	8, twice, last vs. Oklahoma (2023)
Rushing Yards.....	40, Kansas (2022)
Rushing TDs.....	2, Kansas (2023)
Long Rush.....	30, Kansas (2023)
Total Offense.....	375, vs. Washington (2022)
Total TDs.....	4, twice, last vs. Rice (2023)

CAREER TOTALS

200-yard passing games.....	12, last at Iowa State (2023)
300-yard passing games.....	6, last at TCU (2023)
Multiple pass TD games.....	10, last at Iowa State (2023)
70-yard rushing games.....	None
Games with pass and rush TD.....	4, last vs. Kansas (2023)
Record as a starter.....	14-5 (.737)

EWERS' 2022 GAME-BY-GAME PASSING STATS

Date	Opponent	Comp	Att	INT	Yds	TD	Long	Sack
Sep. 3	ULM	16	24	1	225	2	43	1
Sep. 10	Alabama	9	12	0	134	0	46	0
Sep. 17	UTSA							DNP
Sep. 24	at Texas Tech							DNP
Oct. 1	West Virginia							DNP
Oct. 8	vs. Oklahoma	21	31	1	289	4	38	0
Oct. 15	Iowa State	17	26	0	172	3	26	0
Oct. 22	at Oklahoma State	19	49	3	319	2	41	1
Nov. 5	at Kansas State	18	31	0	197	2	21	0
Nov. 12	TCU	17	39	1	171	0	25	2
Nov. 19	at Kansas	12	21	0	107	1	24	0
Nov. 25	Baylor	12	16	0	194	0	37	5
Dec. 29	vs. Washington+	31	47	0	369	1	49	2

EWERS' 2022 GAME-BY-GAME RUSHING STATS

Date	Opponent	Att	Yds	TD	Long	Avg
Sep. 3	ULM	1	-9	0	0	-9.0
Sep. 10	Alabama	0	0	0	0	0.0
Sep. 17	UTSA					DNP
Sep. 24	at Texas Tech					DNP
Oct. 1	West Virginia					DNP
Oct. 8	vs. Oklahoma	2	17	0	16	8.5
Oct. 15	Iowa State	2	-13	0	3	-6.5
Oct. 22	at Oklahoma State	1	-1	0	0	0.0
Nov. 5	at Kansas State	1	0	0	0	0.0
Nov. 12	TCU	5	-15	0	3	-3.0
Nov. 19	at Kansas	2	11	0	7	5.5
Nov. 25	Baylor	6	-48	1	3	-8.0
Dec. 29	vs. Washington+	4	6	0	13	1.5

EWERS' 2023 GAME-BY-GAME PASSING STATS

Date	Opponent	Comp	Att	INT	Yds	TD	Long	Sack
Sep. 2	Rice	19	30	0	260	3	44	2
Sep. 9	at Alabama	24	38	0	349	3	50	0
Sep. 16	Wyoming	11	21	0	131	2	44	1
Sep. 23	at Baylor	18	23	0	293	1	51	3
Sep. 30	Kansas	25	35	1	325	1	39	2
Oct. 7	vs. Oklahoma	31	37	2	346	1	39	5
Oct. 21	at Houston	23	29	0	211	2	42	3
Oct. 28	BYU							DNP
Nov. 4	Kansas State							DNP
Nov. 11	at TCU	22	33	1	317	1	73	0
Nov. 18	at Iowa State	23	33	0	281	2	31	4
Nov. 24	Texas Tech							

EWERS' 2023 GAME-BY-GAME RUSHING STATS

Date	Opponent	Att	Yds	TD	Long	Avg
Sep. 2	Rice	8	12	1	16	1.5
Sep. 9	at Alabama	3	11	0	11	3.7
Sep. 16	Wyoming	2	-5	1	5	-2.5
Sep. 23	at Baylor	5	16	1	29	3.2
Sep. 30	Kansas	7	40	2	30	5.7
Oct. 7	vs. Oklahoma	8	-14	0	6	-1.8
Oct. 21	at Houston	6	-7	0	6	-1.2
Oct. 28	BYU					DNP
Nov. 4	Kansas State					DNP
Nov. 11	at TCU	1	0	0	0	0.0
Nov. 18	at Iowa State	4	-25	0	0	0.0
Nov. 24	Texas Tech					

EWERS' CAREER PASSING STATS

Year	G	Cmp	Att	Int	Yds	TD	Lg	Pct	Avg/PAvg/G	Effc
2022	10	172	296	6	2,177	15	49	58.1	7.4	217.7
2023	9	196	279	4	2,513	16	73	70.3	9.0	279.2
Career	19	368	575	10	4,690	31	73	65.0	8.2	246.8

EWERS' CAREER RUSHING STATS

Year	G	Att	Yds	TD	Lg	Avg/C	Avg/G
2022	10	24	-52	1	16	-2.2	-5.2
2023	9	44	28	5	30	0.6	3.1
Career	19	68	-24	6	30	-0.4	-1.3

SELECT PLAYERS GAME-BY-GAME STATISTICS

4 CJ BAXTER

RB | 6-1 | 218 | FR-HS
ORLANDO, FLA. | EDEWATER

CAREER HIGHS

Attempts	20, at Iowa State (2023)
Rushing Yards	117, at Iowa State (2023)
Rushing TDs	1, three times, last vs. Kansas State (2023)
Long Rush	54, Kansas State (2023)
Receptions	5, at Iowa State (2023)
Receiving Yards	21, at Alabama (2023)
Receiving TDs	None
Long Reception	15, Kansas (2023)
All-Purpose Yards	130, at Iowa State (2023)

CAREER TOTALS

100-yard rushing games	1, Iowa State
200-yard rushing games	None
Multiple rush TD games	None

BAXTER'S 2023 GAME-BY-GAME RUSHING STATS

Date	Opponent	Att	Yds	TD	Long	Avg
Sep. 2	Rice	5	38	0	32	7.6
Sep. 9	at Alabama	11	31	0	8	2.8
Sep. 16	Wyoming			DNP		
Sep. 23	at Baylor	6	21	1	7	3.5
Sep. 30	Kansas	15	67	0	12	4.5
Oct. 7	vs. Oklahoma	7	18	0	9	2.6
Oct. 21	at Houston	6	42	1	16	7.0
Oct. 28	BYU	9	22	0	8	2.4
Nov. 4	Kansas State	10	90	1	54	9.0
Nov. 11	at TCU	18	61	0	9	3.4
Nov. 18	at Iowa State	20	117	0	21	5.8
Nov. 24	Texas Tech					

BAXTER'S 2023 GAME-BY-GAME RECEIVING STATS

Date	Opponent	No.	Yds	TD	Long
Sep. 2	Rice	0	0	0	0
Sep. 9	at Alabama	4	21	0	11
Sep. 16	Wyoming			DNP	
Sep. 23	at Baylor	2	16	0	12
Sep. 30	Kansas	2	16	0	15
Oct. 7	vs. Oklahoma	0	0	0	0
Oct. 21	at Houston	3	9	0	4
Oct. 28	BYU	0	0	0	0
Nov. 4	Kansas State	0	0	0	0
Nov. 11	at TCU	1	1	0	1
Nov. 18	at Iowa State	5	13	0	8
Nov. 24	Texas Tech				

BAXTER'S CAREER RUSHING STATS

Year	G	Att	Yds	TD	Lg	Avg/C	Avg/G
2023	10	107	507	3	54	4.7	50.7
Career	10	107	507	3	54	4.7	50.7

BAXTER'S CAREER RECEIVING STATS

Year	G	Rec	Yds	TD	Lg	Rec/G	Avg/C	Avg/G
2023	10	17	76	0	15	1.7	4.5	7.6
Career	10	17	76	0	15	1.7	4.5	7.6

5 ADONAI MITCHELL

WR | 6-4 | 196 | JR-TR
MISSOURI CITY, TEXAS | CANE RIDGE/GEORGIA

CAREER HIGHS

Receptions	10, Kansas (2023)
Receiving Yards	149, Kansas State (2023)
Receiving TDs	2, twice, last vs. BYU (2023)
Long Reception	47, Kansas State (2023)
All-Purpose Yards	149, Kansas State (2023)

CAREER TOTALS

100-yard receiving games	2, last vs. Kansas State
Multiple receiving TD games	2, last vs. BYU

MITCHELL'S 2021 GAME-BY-GAME RECEIVING STATS (UGA)

Date	Opponent	No.	Yds	TD	Long
Sep. 4	vs. Clemson	0	0	0	0
Sep. 11	UAB	2	42	0	32
Sep. 18	South Carolina	4	77	1	38
Sep. 25	at Vanderbilt	3	38	0	21
Oct. 2	Arkansas	0	0	0	0
Oct. 9	at Auburn	2	10	1	7
Oct. 16	Kentucky	3	43	0	22
Oct. 30	at Florida	0	0	0	0
Nov. 6	Missouri	3	38	0	15
Nov. 13	at Tennessee	5	65	0	22
Nov. 20	Charleston Southern	1	12	0	12
Nov. 27	Georgia Tech	1	9	0	9
Dec. 4	vs. Alabama	1	8	0	8
Dec. 31	vs. Michigan	2	34	1	18
Jan. 10	vs. Alabama	2	50	1	40

MITCHELL'S 2022 GAME-BY-GAME RECEIVING STATS (UGA)

Date	Opponent	No.	Yds	TD	Long
Sep. 3	vs. Oregon	4	65	1	27
Sep. 10	Samford	1	4	0	4
Sep. 17	at South Carolina		DNP		
Sep. 24	Kent State		DNP		
Oct. 1	at Missouri		DNP		
Oct. 8	Auburn	0	0	0	0
Oct. 15	Vanderbilt		DNP		
Oct. 29	at Florida		DNP		
Nov. 5	Tennessee		DNP		
Nov. 12	at Mississippi State		DNP		
Nov. 19	at Kentucky		DNP		
Nov. 26	Georgia Tech		DNP		
Dec. 3	vs. LSU	0	0	0	0
Dec. 31	vs. Ohio State	3	43	1	22
Jan. 9	vs. TCU	1	22	1	22

MITCHELL'S 2023 GAME-BY-GAME RECEIVING STATS

Date	Opponent	No.	Yds	TD	Long
Sep. 2	Rice	3	26	1	11
Sep. 9	at Alabama	3	78	2	39
Sep. 16	Wyoming	3	30	0	16
Sep. 23	at Baylor	3	46	0	17
Sep. 30	Kansas	10	141	1	22
Oct. 7	vs. Oklahoma	3	33	0	16
Oct. 21	at Houston	1	14	1	14
Oct. 28	BYU	3	59	2	30
Nov. 4	Kansas State	8	149	1	47
Nov. 11	at TCU	3	61	1	35
Nov. 18	at Iowa State	3	32	0	13
Nov. 24	Texas Tech				

MITCHELL'S CAREER RECEIVING STATS

Year	G	Rec	Yds	TD	Lg	Rec/G	Avg/C	Avg/G
2021	15	29	426	4	40	1.9	14.7	28.4
2022	6	9	134	3	27	1.5	14.9	22.3
2023	11	43	669	9	47	3.9	15.6	60.8
Georgia	21	38	560	7	40	1.8	14.7	26.7
Texas	11	43	669	9	47	3.9	15.6	60.8
Career	32	81	1,229	16	47	2.5	15.2	38.4

5 MALIK MUHAMMAD

DB | 6-0 | 181 | FR-HS
DESOTO TEXAS | SOUTH OAK CLIFF

CAREER HIGHS

Tackles	5, Rice (2023)
Solo tackles	5, Rice (2023)
Tackles for loss	None
Sacks	None
Interceptions	None
Pass breakups	1, twice, last at Baylor (2023)
Forced fumbles	None
Fumbles recovered	None
Blocked kicks	None

CAREER TOTALS

Games with 5-plus tackles	1, Rice (2023)
Games with 8-plus tackles	None
Games with 10-plus tackles	None

MUHAMMAD'S 2023 GAME-BY-GAME DEFENSIVE STATS

Date	Opponent	TKL(Solo)	TFL	Sacks	Int	PBU	FF	FR	Blk
Sep. 2	Rice	5 (5)	0.0	0.0	0	1	0	0	0
Sep. 9	at Alabama	1 (1)	0.0	0.0	0	0	0	0	1
Sep. 16	Wyoming	1 (1)	0.0	0.0	0	0	0	0	0
Sep. 23	at Baylor	4 (4)	0.0	0.0	0	1	0	0	0
Sep. 30	Kansas	1 (0)	0.0	0.0	0	0	0	0	0
Oct. 7	vs. Oklahoma	0 (0)	0.0	0.0	0	0	0	0	0
Oct. 21	at Houston	3 (2)	0.0	0.0	0	0	0	0	0
Oct. 28	BYU	2 (0)	0.0	0.0	0	0	0	0	0
Nov. 4	Kansas State	1 (0)	0.0	0.0	0	0	0	0	0
Nov. 11	at TCU	1 (0)	0.0	0.0	0	0	0	0	0
Nov. 18	at Iowa State	2 (1)	0.0	0.0	0	0	0	0	0
Nov. 24	Texas Tech								

MUHAMMAD'S CAREER DEFENSIVE STATS

Year	G	TKL	Solo	TFL	Yds	Sack	Yds	Int	PBU	FF	FR	Blk
2023	11	21	14	0.0-0	0.0-0	0	2	0	0	0	0	0
Career	11	21	14	0.0-0	0.0-0	0	2	0	0	0	0	0

SELECT PLAYERS GAME-BY-GAME STATISTICS

6 MAALIK MURPHY

QB | 6-5 | 238 | FR-RS

INGLEWOOD, CALIF. | JUNIPERO SERRA

CAREER HIGHS

Completions.....	19, Kansas State (2023)
Attempts.....	37, Kansas State (2023)
Passing Yards.....	248, Kansas State (2023)
Passing TDs.....	2, BYU (2023)
Long Pass.....	47, Kansas State (2023)
Carries.....	1, BYU (2023)
Rushing TDs.....	None
Total Offense.....	248, Kansas State (2023)
Total TDs.....	2 BYU (2023)

CAREER TOTALS

200-yard passing games.....	1, Kansas State (2023)
300-yard passing games.....	None
Multiple pass TD games.....	1, BYU (2023)
70-yard rushing games.....	None
Games with pass and rush TD.....	None
Record as a starter.....	2-0 (1.000)

MURPHY'S 2023 GAME-BY-GAME PASSING STATS

Date	Opponent	Comp	Att	INT	Yds	TD	Long	Sack
Sep. 2	Rice	3	5	0	40	0	17	0
Sep. 9	at Alabama							
Sep. 16	Wyoming							
Sep. 23	at Baylor	0	1	0	0	0	0	0
Sep. 30	Kansas	0	0	0	0	0	-	0
Oct. 7	vs. Oklahoma							
Oct. 21	at Houston	1	2	0	7	0	7	0
Oct. 28	BYU	16	25	1	170	2	30	1
Nov. 4	Kansas State	19	37	2	248	1	47	0
Nov. 11	at TCU							
Nov. 18	at Iowa State							
Nov. 24	Texas Tech							

MURPHY'S 2023 GAME-BY-GAME RUSHING STATS

Date	Opponent	Att	Yds	TD	Long	Avg
Sep. 2	Rice	0	0	0	0	0.0
Sep. 9	at Alabama					
Sep. 16	Wyoming					
Sep. 23	at Baylor	0	0	0	0	0.0
Sep. 30	Kansas	0	0	0	0	0.0
Oct. 7	vs. Oklahoma					
Oct. 21	at Houston	0	0	0	0	0.0
Oct. 28	BYU	1	-18	0	0	-18.0
Nov. 4	Kansas State	0	0	0	0	0.0
Nov. 11	at TCU					
Nov. 18	at Iowa State					
Nov. 24	Texas Tech					

MURPHY'S CAREER PASSING STATS

Year	G	Cmp	Att	Int	Yds	TD	Lg	Pct	Avg	PAvg	G	Effic
2023	6	39	70	3	465	3	47	55.7	11.9	77.5	117.1	
Career	6	39	70	3	465	3	47	55.7	11.9	77.5	117.1	

MURPHY'S CAREER RUSHING STATS

Year	G	Att	Yds	TD	Lg	Avg	C	Avg/G
2023	6	1	-18	0	0	-18.0		-3.0
Career	6	1	-18	0	0	-18.0		-3.0

6 RYAN WATTS

DB | 6-3 | 206 | SR-1L

LITTLE ELM, TEXAS | LITTLE ELM/OHIO STATE

CAREER HIGHS

Tackles.....	8, Kansas State (2023)
Solo tackles.....	7, Kansas State (2023)
Tackles for loss.....	2.0, TCU (2022)
Sacks.....	1, TCU (2022)
Interceptions.....	1, three times, last at Oklahoma State (2022)
Pass breakups.....	2, three times, last at Texas Tech (2022)
Forced fumbles.....	None
Fumbles recovered.....	None
Blocked kicks.....	None

CAREER TOTALS

Games with 5-plus tackles.....	8, last vs. Kansas State (2023)
Games with 8-plus tackles.....	1, Kansas State (2023)
Games with 10-plus tackles.....	None

WATTS' 2020 GAME-BY-GAME DEFENSIVE STATS (OSU)

Date	Opponent	TKL(Solo)	TFL	Sacks	Int	PBU	FF	FR	Blk
Oct. 24	Nebraska	1 (1)	0	0	0	0	0	0	0
Oct. 31	at Penn State	0 (0)	0	0	0	0	0	0	0
Nov. 7	Rutgers	3 (3)	0	0	0	0	0	0	0
Nov. 14	at Maryland								
Nov. 21	Indiana	0 (0)	0	0	0	0	0	0	0
Nov. 28	at Illinois								
Dec. 5	at Michigan State	0 (0)	0	0	0	0	0	0	0
Dec. 12	Michigan								
Dec. 19	vs. Northwestern	0 (0)	0	0	0	0	0	0	0
Jan. 1	vs. Clemson	0 (0)	0	0	0	0	0	0	0
Jan. 11	vs. Alabama								

WATTS' 2021 GAME-BY-GAME DEFENSIVE STATS (OSU)

Date	Opponent	TKL(Solo)	TFL	Sacks	Int	PBU	FF	FR	Blk
Sep. 2	at Minnesota	3 (3)	0	0	0	0	0	0	0
Sep. 11	Oregon	0 (0)	0	0	0	0	0	0	0
Sep. 18	Tulsa	0 (0)	0	0	0	0	0	0	0
Sep. 25	Akron								
Oct. 2	at Rutgers	2 (1)	0	0	1	0	0	0	0
Oct. 9	Maryland	1 (1)	0	0	1	0	0	0	0
Oct. 23	at Indiana	0 (0)	0	0	0	0	0	0	0
Oct. 30	Penn State	0 (0)	0	0	0	0	0	0	0
Nov. 6	at Nebraska	0 (0)	0	0	0	0	0	0	0
Nov. 13	Purdue	0 (0)	0	0	0	0	0	0	0
Nov. 20	Michigan State	0 (0)	0	0	0	0	0	0	0
Nov. 27	at Michigan	0 (0)	0	0	0	0	0	0	0
Jan. 1	vs. Utah								

WATTS' 2022 GAME-BY-GAME DEFENSIVE STATS

Date	Opponent	TKL(Solo)	TFL	Sacks	Int	PBU	FF	FR	Blk
Sep. 3	ULM	2 (1)	1.0	0.0	0	0	0	0	0
Sep. 10	Alabama	5 (3)	0.0	0.0	0	0	0	0	0
Sep. 17	UTSA	2 (1)	0.0	0.0	0	0	0	0	0
Sep. 24	at Texas Tech	5 (3)	0.0	0.0	0	2	0	0	0
Oct. 1	West Virginia	7 (5)	0.0	0.0	0	1	0	0	0
Oct. 8	vs. Oklahoma	1 (1)	0.0	0.0	0	0	0	0	0
Oct. 15	Iowa State	7 (5)	0.0	0.0	0	0	0	0	0
Oct. 22	at Oklahoma St.	2 (0)	0.0	0.0	1	0	0	0	0
Nov. 5	at Kansas State	6 (5)	1.0	0.0	0	0	0	0	0
Nov. 12	TCU	6 (5)	2.0	1.0	0	0	0	0	0
Nov. 19	at Kansas	2 (2)	0.0	0.0	0	0	0	0	0
Nov. 25	Baylor	4 (2)	0.0	0.0	0	0	0	0	0
Dec. 29	vs. Washington	+2 (0)	0.0	0.0	0	0	0	0	0

WATTS' 2023 GAME-BY-GAME DEFENSIVE STATS

Date	Opponent	TKL(Solo)	TFL	Sacks	Int	PBU	FF	FR	Blk
Sep. 2	Rice	1 (0)	0.0	0.0	0	0	0	0	0
Sep. 9	at Alabama	4 (2)	1.0	0.0	0	0	0	0	1
Sep. 16	Wyoming	6 (6)	0.0	0.0	0	0	0	0	0
Sep. 23	at Baylor	4 (4)	0.0	0.0	0	0	0	0	0
Sep. 30	Kansas	2 (2)	0.0	0.0	0	0	0	0	0
Oct. 7	vs. Oklahoma								
Oct. 21	at Houston								
Oct. 28	BYU	0 (0)	0.0	0.0	0	1	0	0	0
Nov. 4	Kansas State	8 (7)	0.0	0.0	0	1	0	0	0
Nov. 11	at TCU	4 (2)	0.0	0.0	0	0	0	0	0
Nov. 18	at Iowa State	2 (2)	0.0	0.0	0	0	0	0	0
Nov. 24	Texas Tech								

WATTS' CAREER DEFENSIVE STATS

Year	G	Tkl	Solo	TFL-Yds	Sack-Yds	Int	PBU	FF	FR	Blk
2020	7	5	5	0.0-0	0.0-0	0	0	0	0	0
2021	11	6	5	0.0-0	0.0-0	2	0	0	0	0
2022	12	49	33	4.0-17	1.0-10	1	3	0	0	0
2023	9	31	25	1.0-1	0.0-0	0	3	0	0	0
Ohio St.	18	11	10	0.0-0	0.0-0	2	0	0	0	0
Texas	22	82	58	5.0-18	1.0-10	1	6	0	0	0
Career	40	93	68	5.0-18	1.0-10	3	6	0	0	0

SELECT PLAYERS GAME-BY-GAME STATISTICS

7 KEILAN ROBINSON

RB | 5-9 | 188 | SR-2L

WASHINGTON, D.C. | ST. JOHN'S/ALABAMA

CAREER HIGHS

Attempts 9, three, last vs. Kansas State (2021)
Rushing Yards 111, at West Virginia (2021)
Rushing TDs 1, five times, last at West Virginia (2021)
Long Rush 74, New Mexico State (w/Alabama, 2019)
Receptions 6, vs. Washington (2022)
Receiving Yards 40, vs. Washington (2022)
Receiving TDs 1, at Texas Tech (2022)
Long Reception 35, at Texas Tech (2022)
All-Purpose Yards 127, at West Virginia (2021)
Blocked kicks 1 (punt), Rice (2021)
Blocked punt return for TD 1, ULM (2022)

CAREER TOTALS

100-yard rushing games 1, at West Virginia (2021)
Multiple rush TD games None

ROBINSON'S 2019 GAME-BY-GAME RUSHING STATS

Date	Opponent	Att	Yds	TD	Long	Avg
Aug. 31	vs. Duke	2	5	0	4	2.5
Sep. 7	New Mexico State	5	80	1	74	16.0
Sep. 14	at South Carolina	4	12	0	4	3.0
Sep. 21	Southern Miss	DNP				
Sep. 28	Ole Miss	5	20	0	8	4.0
Oct. 12	at Texas A&M	DNP				
Oct. 19	Tennessee	3	6	0	4	2.0
Oct. 26	Arkansas	9	29	0	5	3.2
Nov. 9	LSU	DNP				
Nov. 16	at Mississippi State	3	10	0	9	3.3
Nov. 23	Western Carolina	8	92	1	46	11.5
Nov. 30	at Auburn	DNP				
Jan. 1	vs. Michigan@	DNP				

ROBINSON'S 2019 GAME-BY-GAME RECEIVING STATS

Date	Opponent	No.	Yds	TD	Long
Aug. 31	vs. Duke	0	0	0	0
Sep. 7	New Mexico State	0	0	0	0
Sep. 14	at South Carolina	0	0	0	0
Sep. 21	Southern Miss	DNP			
Sep. 28	Ole Miss	0	0	0	0
Oct. 12	at Texas A&M	DNP			
Oct. 19	Tennessee	0	0	0	0
Oct. 26	Arkansas	0	0	0	0
Nov. 9	LSU	DNP			
Nov. 16	at Mississippi State	0	0	0	0
Nov. 23	Western Carolina	0	0	0	0
Nov. 30	at Auburn	DNP			
Jan. 1	vs. Michigan@	DNP			

ROBINSON'S 2019 GAME-BY-GAME KICK RETURN STATS

Date	Opponent	No.	Yds	TD	Long
Aug. 31	vs. Duke	0	0	0	0
Sep. 7	New Mexico State	0	0	0	0
Sep. 14	at South Carolina	0	0	0	0
Sep. 21	Southern Miss	DNP			
Sep. 28	Ole Miss	0	0	0	0
Oct. 12	at Texas A&M	DNP			
Oct. 19	Tennessee	0	0	0	0
Oct. 26	Arkansas	0	0	0	0
Nov. 9	LSU	DNP			
Nov. 16	at Mississippi State	0	0	0	0
Nov. 23	Western Carolina	1	22	0	22
Nov. 30	at Auburn	DNP			
Jan. 1	vs. Michigan@	DNP			

ROBINSON'S 2021 GAME-BY-GAME RUSHING STATS

Date	Opponent	Att	Yds	TD	Long	Avg
Sep. 4	Louisiana	8	41	0	25	5.1
Sep. 11	at Arkansas	6	9	0	6	1.5
Sep. 18	Rice	5	83	1	65	16.6
Sep. 25	Texas Tech	4	42	1	30	10.5
Oct. 2	at TCU	0	0	0	0	0
Oct. 9	vs. Oklahoma	0	0	0	0	0
Oct. 16	Oklahoma State	1	1	0	1	1.0
Oct. 30	at Baylor	0	0	0	0	0
Nov. 6	at Iowa State	3	18	0	8	6.0
Nov. 13	Kansas			DNP		
Nov. 20	at West Virginia	9	111	1	49	12.3
Nov. 26	Kansas State	9	17	0	11	1.9

ROBINSON'S 2021 GAME-BY-GAME RECEIVING STATS

Date	Opponent	No.	Yds	TD	Long
Sep. 4	Louisiana	0	0	0	0
Sep. 11	at Arkansas	0	0	0	0
Sep. 18	Rice	0	0	0	0
Sep. 25	Texas Tech	0	0	1	0
Oct. 2	at TCU	2	13	0	12
Oct. 9	vs. Oklahoma	0	0	0	0
Oct. 16	Oklahoma State	1	25	0	25
Oct. 30	at Baylor	1	-1	0	0
Nov. 6	at Iowa State	1	2	0	2
Nov. 13	Kansas			DNP	
Nov. 20	at West Virginia	1	16	0	16
Nov. 26	Kansas State	1	2	0	2

ROBINSON'S 2022 GAME-BY-GAME RUSHING STATS

Date	Opponent	Att	Yds	TD	Long	Avg
Sep. 3	ULM	1	7	0	7	7.0
Sep. 10	Alabama	1	-2	0	-2	0.0
Sep. 17	UTSA	2	0	0	4	0.0
Sep. 24	at Texas Tech	2	9	0	5	4.5
Oct. 1	West Virginia	0	0	0	0	0.0
Oct. 8	vs. Oklahoma	4	32	0	26	8.0
Oct. 15	Iowa State	0	0	0	0	0.0
Oct. 22	at Oklahoma State	1	-1	0	0	0.0
Nov. 5	at Kansas State	1	-1	0	0	0.0
Nov. 12	TCU	0	0	0	0	0.0
Nov. 19	at Kansas	5	15	0	4	3.0
Nov. 25	Baylor	0	0	0	0	0.0
Dec. 29	vs. Washington+	8	27	0	7	3.4

ROBINSON'S 2022 GAME-BY-GAME RECEIVING STATS

Date	Opponent	No.	Yds	TD	Long
Sep. 3	ULM	0	0	0	0
Sep. 10	Alabama	1	5	0	5
Sep. 17	UTSA	1	10	0	10
Sep. 24	at Texas Tech	1	35	1	35
Oct. 1	West Virginia	3	26	0	17
Oct. 8	vs. Oklahoma	2	28	1	15
Oct. 15	Iowa State	0	0	0	0
Oct. 22	at Oklahoma State	1	19	0	19
Nov. 5	at Kansas State	2	20	0	11
Nov. 12	TCU	0	0	0	0
Nov. 19	at Kansas	2	17	1	15
Nov. 25	Baylor	1	19	0	19
Dec. 29	vs. Washington+	6	40	0	15

ROBINSON'S 2022 GAME-BY-GAME KICK RETURN STATS

Date	Opponent	No.	Yds	TD	Long
Sep. 3	ULM	0	0	0	0
Sep. 10	Alabama	0	0	0	0
Sep. 17	UTSA	1	26	0	26
Sep. 24	at Texas Tech	1	30	0	30
Oct. 1	West Virginia	1	26	0	26
Oct. 8	vs. Oklahoma	0	0	0	0
Oct. 15	Iowa State	3	52	0	22
Oct. 23	at Oklahoma State	4	109	0	38
Nov. 5	at Kansas State	0	0	0	0
Nov. 12	TCU	2	73	0	52
Nov. 19	at Kansas	1	29	0	29
Nov. 25	Baylor	1	18	0	18
Dec. 29	vs. Washington+	2	40	0	20

ROBINSON'S 2023 GAME-BY-GAME RUSHING STATS

Date	Opponent	Att	Yds	TD	Long	Avg
Sep. 2	Rice	1	3	0	3	3.0
ep. 9	at Alabama	3	6	0	3	2.0
Sep. 16	Wyoming	0	0	0	0	0.0
Sep. 23	at Baylor	1	9	0	9	9.0
Sep. 30	Kansas	0	0	0	0	0.0
Oct. 7	vs. Oklahoma	0	0	0	0	0.0
Oct. 21	at Houston	0	0	0	0	0.0
Oct. 28	BYU	1	23	0	23	23.0
Nov. 4	Kansas State	1	8	0	8	8.0
Nov. 11	at TCU			DNP		
Nov. 18	at Iowa State	0	0	0	0	0.0
Nov. 24	Texas Tech					

ROBINSON'S 2023 GAME-BY-GAME RECEIVING STATS

Date	Opponent	No.	Yds	TD	Long
Sep. 2	Rice	1	11	0	11
Sep. 9	at Alabama	1	3	0	3
Sep. 16	Wyoming	1	16	0	16
Sep. 23	at Baylor	0	0	0	0
Sep. 30	Kansas	1	-2	0	0
Oct. 7	vs. Oklahoma	1	1	0	1
Oct. 21	at Houston	0	0	0	0
Oct. 28	BYU	1	7	0	7
Nov. 4	Kansas State	0	0	0	0
Nov. 11	at TCU			DNP	
Nov. 18	at Iowa State	0	0	0	0
Nov. 24	Texas Tech				

ROBINSON'S 2023 GAME-BY-GAME KICK RETURN STATS

Date	Opponent	No.	Yds	TD	Long
Sep. 2	Rice	1	13	0	13
Sep. 9	at Alabama	1	22	0	22
Sep. 16	Wyoming	2	52	0	27
Sep. 23	at Baylor	1	8	0	8
Sep. 30	Kansas	0	0	0	0
Oct. 7	vs. Oklahoma	2	62	0	24
Oct. 21	at Houston	2	78	0	45
Oct. 28	BYU	0	0	0	0
Nov. 4	Kansas State	2	17	0	9
Nov. 11	at TCU			DNP	
Nov. 18	at Iowa State	3	60	0	24
Nov. 24	Texas Tech				

ROBINSON'S CAREER RUSHING STATS

Year	G	Att	Yds	TD	Lg	Avg/C	Avg/G
2019	8	39	254	2	74	6.5	31.8
2021	11	45	322	3	65	7.2	29.3
2022	13	25	86	0	26	3.4	6.6
2023	10	7	49	0	23	7.0	4.9
Alabama	8	39	254	2	74	6.5	31.8
Texas	34	77	457	3	65	5.9	13.4
Career	42	116	711	5	74	6.1	16.9

ROBINSON'S CAREER RECEIVING STATS

Year	G	Rec	Yds	TD	Lg	Rec/G	Avg/C	Avg/G
2019	8	0	0	0	0	0.0	0.0	0.0
2021	11	7	57	0	25	0.6	8.1	5.2
2022	13	20	219	3	35	1.5	11.0	16.8
2023	10	6	36	0	16	0.6	6.0	3.6
Alabama	8	0	0	0	0	0.0	0.0	0.0
Texas	34	33	312	3	35	1.0	9.5	9.2
Career	42	33	312	3	35	0.8	9.5	7.4

ROBINSON'S CAREER KICK RETURN STATS

Year	G	Ret	Yds	TD	Lg	Ret/G	Avg/R	Avg/G
2019	8	1	22	0	22	0.1	22.0	2.8
2021	11	0	0	0	0	0.0	0.0	0.0
2022	13	16	403	0	52	1.2	25.2	31.0
2023	10	15	312	0	45	1.3	20.8	31.2
Alabama	8	1	22	0	22	0.1	22.0	2.8
Texas	34	31	715	0	52	0.9	23.1	21.0
Career	42	32	737	0	52	0.8	23.0	17.5

SELECT PLAYERS GAME-BY-GAME STATISTICS

8 TERRANCE BROOKS

DB | 6-0 | 200 | SO-1L
LITTLE ELM, TEXAS | LITTLE ELM

CAREER HIGHS

Tackles.....	5, vs. Oklahoma (2023)
Solo tackles.....	4, vs. Oklahoma (2023)
Tackles for loss.....	None
Sacks.....	None
Interceptions.....	1, twice, last at TCU (2023)
Pass breakups.....	2, twice, last vs. Oklahoma (2023)
Forced fumbles.....	None
Fumbles recovered.....	None
Blocked kicks.....	None

CAREER TOTALS

Games with 5-plus tackles.....	1, vs. Oklahoma (2023)
Games with 8-plus tackles.....	None
Games with 10-plus tackles.....	None

BROOKS' 2022 GAME-BY-GAME DEFENSIVE STATS

Date	Opponent	TKL(Solo)	TFL	Sacks	Int	PBU	FF	FR	Blk
Sep. 3	ULM	1 (0)	0.0	0.0	0	0	0	0	0
Sep. 10			DNP						
Sep. 17	UTSA	0 (0)	0.0	0.0	0	0	0	0	0
Sep. 24	at Texas Tech		DNP						
Oct. 1	West Virginia		DNP						
Oct. 8	vs. Oklahoma	0 (0)	0.0	0.0	0	0	0	0	0
Oct. 15	Iowa State	1 (1)	0.0	0.0	0	0	0	0	0
Oct. 22	at Oklahoma St.		DNP						
Nov. 5	at Kansas State	0 (0)	0.0	0.0	0	0	0	0	0
Nov. 12	TCU	4 (3)	0.0	0.0	0	0	0	0	0
Nov. 19	at Kansas	1 (0)	0.0	0.0	0	0	0	0	0
Nov. 25	Baylor	1 (0)	0.0	0.0	0	1	0	0	0
Dec. 29	vs. Washington	1 (1)	0.0	0.0	0	2	0	0	0

BROOKS' 2023 GAME-BY-GAME DEFENSIVE STATS

Date	Opponent	TKL(Solo)	TFL	Sacks	Int	PBU	FF	FR	Blk
Sep. 2	Rice	0 (0)	0.0	0.0	0	1	0	0	0
Sep. 9	at Alabama	0 (0)	0.0	0.0	0	0	0	0	0
Sep. 16	Wyoming	1 (0)	0.0	0.0	0	0	0	0	0
Sep. 23	at Baylor	0 (0)	0.0	0.0	0	0	0	0	0
Sep. 30	Kansas	0 (0)	0.0	0.0	0	1	0	0	0
Oct. 7	vs. Oklahoma	5 (4)	0.0	0.0	0	2	0	0	0
Oct. 21	at Houston	1 (0)	0.0	0.0	0	0	0	0	0
Oct. 28	BYU	4 (2)	0.0	0.0	1	1	0	0	0
Nov. 4	Kansas State	1 (0)	0.0	0.0	0	0	0	0	0
Nov. 11	at TCU	1 (1)	0.0	0.0	1	1	0	0	0
Nov. 18	at Iowa State	1 (0)	0.0	0.0	0	0	0	0	0
Nov. 24	Texas Tech								

BROOKS' CAREER DEFENSIVE STATS

Year	G	TKL	Solo	TFL-Yds	Sack-Yds	Int	PBU	FF	FR	Blk
2022	9	9	5	0.0-0	0.0-0	0	3	0	0	0
2023	11	14	7	0.0-0	0.0-0	2	6	0	0	0
Career	20	23	12	0.0-0	0.0-0	2	9	0	0	0

13 JORDAN WHITTINGTON

WR | 6-1 | 204 | SR-3L
CUERO, TEXAS | CUERO

CAREER HIGHS

Receptions.....	10, twice, last vs. Oklahoma (2023)
Receiving Yards.....	115, vs. Oklahoma (2023)
Receiving TDs.....	1, three times, last at TCU (2021)
Long Reception.....	43, UTEP (2020)
Rushing Attempts.....	2, vs. Oklahoma (2023)
Rushing Yards.....	16, vs. Oklahoma (2023)
Rushing Touchdowns.....	1, at Kansas State (2020)

CAREER TOTALS

10-catch games.....	2, last vs. Oklahoma (2023)
100-yard receiving games.....	2, last vs. Oklahoma (2023)
Multiple receiving TD games.....	None

WHITTINGTON'S 2019 GAME-BY-GAME RECEIVING STATS

Date	Opponent	No.	Yds	TD	Long
Aug. 31	Louisiana Tech	2	17	0	14
Sep. 7	LSU		DNP		
Sep. 14	at Rice		DNP		
Sep. 21	Oklahoma State		DNP		
Oct. 5	at West Virginia		DNP		
Oct. 12	vs. Oklahoma		DNP		
Oct. 19	Kansas		DNP		
Oct. 26	at TCU		DNP		
Nov. 9	Kansas State		DNP		
Nov. 16	at Iowa State		DNP		
Nov. 23	at Baylor		DNP		
Nov. 29	Texas Tech		DNP		
Dec. 31	vs. Utah*		DNP		

WHITTINGTON'S 2020 GAME-BY-GAME RECEIVING STATS

Date	Opponent	No.	Yds	TD	Long
Sep. 12	UTEP	2	45	0	43
Sep. 26	at Texas Tech		DNP		
Oct. 3	TCU		DNP		
Oct. 10	vs. Oklahoma	10	65	0	20
Oct. 24	Baylor		DNP		
Oct. 31	at Oklahoma State		DNP		
Nov. 7	West Virginia		DNP		
Nov. 21	Iowa State	3	26	0	13
Dec. 5	at Kansas State	3	35	0	32
Dec. 12	at Kansas		Canceled		
Dec. 29	vs. Colorado#	3	35	0	34

WHITTINGTON'S 2021 GAME-BY-GAME RECEIVING STATS

Date	Opponent	No.	Yds	TD	Long
Sep. 4	Louisiana	7	113	1	41
Sep. 11	at Arkansas	5	32	0	15
Sep. 18	Rice	1	7	0	7
Sep. 25	Texas Tech	5	93	1	36
Oct. 2	at TCU	3	79	1	37
Oct. 9	vs. Oklahoma	3	35	0	16
Oct. 16	Oklahoma State		DNP		
Oct. 30	at Baylor		DNP		
Nov. 6	at Iowa State		DNP		
Nov. 13	Kansas		DNP		
Nov. 20	at West Virginia	0	0	0	0
Nov. 26	Kansas State	2	18	0	9

WHITTINGTON'S 2022 GAME-BY-GAME RECEIVING STATS

Date	Opponent	No.	Yds	TD	Long
Sep. 3	ULM	3	26	0	11
Sep. 10	Alabama	7	64	0	17
Sep. 17	UTSA	4	56	0	26
Sep. 24	at Texas Tech	4	53	0	15
Oct. 1	West Virginia	3	58	0	31
Oct. 8	vs. Oklahoma	5	97	0	32
Oct. 15	Iowa State	2	27	1	22
Oct. 22	at Oklahoma State	1	23	0	23
Nov. 5	at Kansas State	2	22	0	18
Nov. 12	TCU	6	78	0	25
Nov. 19	at Kansas	6	56	0	21
Nov. 25	Baylor	2	48	0	29
Dec. 29	vs. Washington+	5	44	0	13

WHITTINGTON'S 2023 GAME-BY-GAME RECEIVING STATS

Date	Opponent	No.	Yds	TD	Long
Sep. 2	Rice	4	47	0	26
Sep. 9	at Alabama	3	44	0	31
Sep. 16	Wyoming	1	14	0	14
Sep. 23	at Baylor	2	19	0	14
Sep. 30	Kansas	2	18	0	11
Oct. 7	vs. Oklahoma	10	115	0	28
Oct. 21	at Houston	2	10	0	7
Oct. 28	BYU	0	0	0	0
Nov. 4	Kansas State	3	23	0	19
Nov. 11	at TCU	0	0	0	0
Nov. 18	at Iowa State	3	56	1	30
Nov. 24	Texas Tech				

WHITTINGTON'S CAREER RECEIVING STATS

Year	G	Rec	Yds	TD	Lg	Rec/G	Avg/C	Avg/G
2019	1	2	17	0	14	2.0	8.5	17.0
2020	5	21	206	0	43	4.2	9.8	41.2
2021	8	26	377	3	41	3.3	14.5	47.1
2022	13	50	652	1	32	3.8	13.0	50.2
2023	11	30	346	1	31	2.7	11.5	31.5
Career	38	129	1,598	5	43	3.4	12.4	42.1

SELECT PLAYERS GAME-BY-GAME STATISTICS

23 JAHDAE BARRON

DB | 5-11 | 192 | SR-3L

ROUND ROCK, TEXAS | CONNALLY

CAREER HIGHS

Tackles	12, at Oklahoma State (2022)
Solo tackles	8, TCU (2022)
Tackles for loss	3.5, TCU (2022)
Sacks	1.0, Baylor(2022)
Interceptions	1, three times, last at Alabama (2023)
Pass breakups	1, eight times, last vs. BYU (2023)
Forced fumbles	1, Iowa State (2022)
Fumbles recovered	1, twice, last vs. Kansas (2023)

CAREER TOTALS

Games with 5-plus tackles	12, last at TCU (2023)
Games with 8-plus tackles	5, last vs. Oklahoma (2023)
Games with 10-plus tackles	5, last vs. Oklahoma (2023)

BARRON'S 2020 GAME-BY-GAME DEFENSIVE STATS

Date	Opponent	TKL(Solo)	TFL	Sacks	Int	PBU	FF	FR	Blk
Sep. 12	UTEP	2 (2)	0.0	0.0	0	1	0	0	0
Sep. 26	at Texas Tech	0 (0)	0.0	0.0	0	0	0	0	0
Oct. 3	TCU	0 (0)	0.0	0.0	0	0	0	0	0
Oct. 10	vs. Oklahoma	0 (0)	0.0	0.0	0	0	0	0	0
Oct. 24	Baylor								
Oct. 31	at Oklahoma State								
Nov. 7	West Virginia								
Nov. 27	Iowa State								
Dec. 5	at Kansas State								
Dec. 12	at Kansas								
Dec. 29	vs. Colorado#	1 (1)	0.0	0.0	0	0	0	0	0

BARRON'S 2021 GAME-BY-GAME DEFENSIVE STATS

Date	Opponent	TKL(Solo)	TFL	Sacks	Int	PBU	FF	FR	Blk
Sep. 4	Louisiana	2 (0)	0.0	0.0	0	0	0	0	0
Sep. 11	at Arkansas	1 (1)	0.0	0.0	0	0	0	0	0
Sep. 18	Rice								
Sep. 25	Texas Tech								
Oct. 2	at TCU								
Oct. 9	vs. Oklahoma	1 (1)	0.0	0.0	0	0	0	0	0
Oct. 16	Oklahoma State	1 (1)	0.0	0.0	0	1	0	0	0
Oct. 30	at Baylor	1 (0)	0.0	0.0	0	0	0	0	0
Nov. 6	at Iowa State	3 (3)	0.0	0.0	0	0	1	0	0
Nov. 13	Kansas	2 (1)	0.0	0.0	0	1	0	0	0
Nov. 20	at West Virginia	4 (2)	1.0	0.0	0	1	0	0	0
Nov. 26	Kansas State	3 (3)	0.0	0.0	0	0	0	0	0

BARRON'S 2022 GAME-BY-GAME DEFENSIVE STATS

Date	Opponent	TKL(Solo)	TFL	Sacks	Int	PBU	FF	FR	Blk
Sep. 3	ULM	1 (0)	0.0	0.0	0	0	0	0	0
Sep. 10	Alabama	4 (2)	0.5	0.0	0	0	0	0	0
Sep. 17	UTSA	6 (3)	0.0	0.0	1	0	0	0	0
Sep. 24	at Texas Tech	10 (6)	2.0	0.0	0	0	0	0	0
Oct. 1	West Virginia	6 (5)	1.0	0.0	0	0	0	0	0
Oct. 8	vs. Oklahoma	6 (3)	0.5	0.0	1	0	0	0	0
Oct. 15	Iowa State	3 (1)	0.0	0.0	0	0	0	0	0
Oct. 22	at Oklahoma St.	12 (6)	1.5	0.0	0	0	0	0	0
Nov. 5	at Kansas State	3 (3)	0.0	0.0	0	1	0	0	0
Nov. 12	TCU	11 (8)	3.5	0.0	0	0	0	1	0
Nov. 19	at Kansas	4 (1)	0.5	0.0	0	0	0	0	0
Nov. 25	Baylor	5 (2)	2.0	1.0	0	1	0	0	0
Dec. 29	vs. Washington+	7 (3)	0.0	0.0	0	0	0	0	0

BARRON'S 2023 GAME-BY-GAME DEFENSIVE STATS

Date	Opponent	TKL(Solo)	TFL	Sacks	Int	PBU	FF	FR	Blk
Sep. 2	Rice	2 (0)	0.0	0.0	0	0	0	0	0
Sep. 9	at Alabama	4 (3)	0.0	0.0	1	0	0	0	0
Sep. 16	Wyoming	11 (6)	0.5	0.0	0	1	0	0	0
Sep. 23	at Baylor	0 (0)	0.0	0.0	0	0	0	0	0
Sep. 30	Kansas	4 (3)	1.0	0.0	0	0	0	1	0
Oct. 7	vs. Oklahoma	11 (5)	1.0	0.0	0	0	0	0	0
Oct. 21	at Houston	3 (2)	0.0	0.0	0	1	0	0	0
Oct. 28	BYU	6 (2)	2.0	0.0	0	1	0	0	0
Nov. 4	Kansas State	1 (1)	0.0	0.0	0	0	0	0	0
Nov. 11	at TCU	5 (4)	0.0	0.0	0	0	0	0	0
Nov. 18	at Iowa State	3 (1)	0.0	0.0	0	0	0	0	0
Nov. 24	Texas Tech								

BARRON'S CAREER DEFENSIVE STATS

Year	G	Tkl	Solo	TFL-Yds	Sack-Yds	Int	PBU	FF	FR	Blk
2020	5	3	3	0.0-0	0.0-0	0	1	0	0	0
2021	9	18	12	1.0-1	0.0-0	0	3	1	0	0
2022	13	78	43	11.5-32	1.0-6	2	3	0	1	0
2023	11	51	27	4.5-15	0.0-0	1	3	0	1	0
Career	38	150	85	17.0-48	1.0-6	3	10	1	2	0

24 JONATHON BROOKS

RB | 6-0 | 207 | SO-1L

HALLETTSVILLE, TEXAS | HALLETTSVILLE

CAREER HIGHS

Attempts	22, twice, vs. Kansas State (2023)
Rushing Yards	218, Kansas (2023)
Rushing TDs	2, four times, last at TCU (2023)
Long Rush	70, at Kansas (2022)
Receptions	8, at Houston (2023)
Receiving Yards	74, at TCU (2023)
Receiving TDs	1, twice, last vs. Rice (2023)
Long Reception	73, at TCU (2023)
All-Purpose Yards	241, Kansas (2023)

CAREER TOTALS

100-yard rushing games	7, last at TCU (2023)
200-yard rushing games	1, Kansas (2023)
Multiple rush TD games	4, last at TCU (2023)

BROOKS' 2021 GAME-BY-GAME RUSHING STATS

Date	Opponent	Att	Yds	TD	Long	Avg
Sept. 4	Louisiana					
Sept. 11	at Arkansas					
Sept. 18	Rice	9	63	1	25	7.0
Sept. 25	Texas Tech	7	47	0	15	6.7
Oct. 2	at TCU					
Oct. 9	vs. Oklahoma	0	0	0	0	0
Oct. 16	Oklahoma State					
Oct. 30	at Baylor					
Nov. 6	at Iowa State					
Nov. 13	Kansas	5	33	0	14	6.6
Nov. 20	at West Virginia					
Nov. 26	Kansas State					

BROOKS' 2021 GAME-BY-GAME RECEIVING STATS

Date	Opponent	No.	Yds	TD	Long
Sep. 4	Louisiana				
Sep. 11	at Arkansas				
Sep. 18	Rice	0	0	0	0
Sep. 25	Texas Tech	0	0	0	0
Oct. 2	at TCU				
Oct. 9	vs. Oklahoma	0	0	0	0
Oct. 16	Oklahoma State				
Oct. 30	at Baylor				
Nov. 6	at Iowa State				
Nov. 13	Kansas	1	12	0	12
Nov. 20	at West Virginia				
Nov. 26	Kansas State				

BROOKS' 2022 GAME-BY-GAME RUSHING STATS

Date	Opponent	Att	Yds	TD	Long	Avg
Sep. 3	ULM	6	32	1	19	5.3
Sep. 10	Alabama					
Sep. 17	UTSA	0	0	0	0	0.0
Sep. 24	at Texas Tech					
Oct. 1	West Virginia	0	0	0	0	0.0
Oct. 8	vs. Oklahoma	7	39	1	18	5.6
Oct. 15	Iowa State					
Oct. 22	at Oklahoma State					
Nov. 5	at Kansas State					
Nov. 12	TCU					
Nov. 19	at Kansas	11	108	2	70	9.8
Nov. 25	Baylor	0	0	0	0	0.0
Dec. 29	vs. Washington+	6	18	1	5	3.0

BROOKS' 2022 GAME-BY-GAME RECEIVING STATS

Date	Opponent	No.	Yds	TD	Long
Sep. 3	ULM	0	0	0	0
Sep. 10	Alabama				
Sep. 17	UTSA	0	0	0	0
Sep. 24	at Texas Tech				
Oct. 1	West Virginia	0	0	0	0
Oct. 8	vs. Oklahoma	0	0	0	0
Oct. 15	Iowa State				
Oct. 22	at Oklahoma State				
Nov. 5	at Kansas State				
Nov. 12	TCU				
Nov. 19	at Kansas	0	0	0	0
Nov. 25	Baylor	0	0	0	0
Dec. 29	vs. Washington+	2	37	1	34

BROOKS' 2023 GAME-BY-GAME RUSHING STATS

Date	Opponent	Att	Yds	TD	Long	Avg
Sep. 2	Rice	12	52	0	18	4.3
Sep. 9	at Alabama	14	57	1	14	4.1
Sep. 16	Wyoming	21	164	0	61	7.8
Sep. 23	at Baylor	18	106	2	40	5.9
Sep. 30	Kansas	21	218	2	67	10.4
Oct. 7	vs. Oklahoma	22	129	1	31	5.9
Oct. 21	at Houston	20	99	0	15	5.0
Oct. 28	BYU	16	98	1	38	6.1
Nov. 4	Kansas State	22	112	1	27	5.1
Nov. 11	at TCU	21	104	2	22	5.0
Nov. 18	at Iowa State					
Nov. 24	Texas Tech					

BROOKS' 2023 GAME-BY-GAME RECEIVING STATS

Date	Opponent	No.	Yds	TD	Long
Sep. 2	Rice	2	42	1	37
Sep. 9	at Alabama	1	4	0	4
Sep. 16	Wyoming	0	0	0	0
Sep. 23	at Baylor	1	18	0	18
Sep. 30	Kansas	1	23	0	23
Oct. 7	vs. Oklahoma	5	34	0	9
Oct. 21	at Houston	8	51	0	18
Oct. 28	BYU	4	40	0	17
Nov. 4	Kansas State	0	0	0	0
Nov. 11	at TCU	3	74	0	73
Nov. 18	at Iowa State				
Nov. 24	Texas Tech				

BROOKS' CAREER RUSHING STATS

Year	G	Att	Yds	TD	Lg	Avg/C	Avg/G
2021	4	21	143	1	25	6.8	35.8
2022	7	30	197	5	70	6.6	28.1
2023	10	187	1,139	10	67	6.1	113.9
Career	21	238	1,479	16	70	6.3	70.4

BROOKS' CAREER RECEIVING STATS

Year	G	Rec	Yds	TD	Lg	Rec/G	Avg/C	Avg/G
2021	4	1	12	0	12	0.3	12.0	3.0
2022	7	2	37	1	34	0.3	18.5	5.3
2023	10	25	286	1	73	2.5	11.4	28.6
Career	21	28	335	2	73	1.3	12.0	16.0

SELECT PLAYERS GAME-BY-GAME STATISTICS

27 RYAN SANBORN

P | 6-3 | 211 | SR-TR

SAN DIEGO, CALIF. | PARKER SCHOOL/STANFORD

CAREER HIGHS

Punts9, BYU (w/Stanford, 2022)
Long punt68, at Oregon State (w/Stanford, 2019)
Touchbacks1, seven times, last at Baylor (2023)
Fair catches5, twice, last at Oregon (w/Stanford, 2022)
Inside 20-yd line4, three times, last at California (w/Stanford, 2022)
Blocked Punts1, twice, last vs. Kansas State (2023)

CAREER TOTALS

50-yard punts49
60-yard punts4
70-yard puntsNone

SANBORN 2019 GAME-BY-GAME PUNTING STATS (STANFORD)

Date	Opponent	Punts	Avg	Long	TB	FC	I20
Aug. 31	Northwestern	5	32.6	39	1	1	1
Sep. 7	at USC	1	46.0	46	0	0	0
Sep. 14	at UCF	7	41.4	51	0	2	3
Sep. 21	Oregon	6	42.7	57	0	4	1
Sep. 28	at Oregon State	3	50.3	68	0	1	2
Oct. 5	Washington	4	36.5	54	1	1	3
Oct. 17	UCLA	8	40.5	52	0	6	1
Oct. 26	Arizona	5	43.8	52	0	0	1
Nov. 9	at Colorado	3	43.3	46	0	2	1
Nov. 16	at Washington State	0	-	-	-	-	-
Nov. 23	California	3	32.7	39	0	1	2
Nov. 30	Notre Dame	7	40.4	60	0	1	3

SANBORN 2020 GAME-BY-GAME PUNTING STATS (STANFORD)

Date	Opponent	Punts	Avg	Long	TB	FC	I20
Nov. 7	at Oregon	2	37.0	40	0	0	1
Nov. 14	Colorado	5	46.2	52	1	0	0
Nov. 21	Washington State	Canceled					
Nov. 27	at California	8	37.6	49	0	4	4
Dec. 5	at Washington	1	48.0	48	0	0	1
Dec. 12	at Oregon State	4	32.3	37	0	2	2
Dec. 19	at UCLA	3	38.3	53	0	1	1

SANBORN 2021 GAME-BY-GAME PUNTING STATS (STANFORD)

Date	Opponent	Punts	Avg	Long	TB	FC	I20
Sep. 4	Kansas State	6	39.7	51	1	2	2
Sep. 11	at USC	3	46.7	59	1	1	1
Sep. 18	at Vanderbilt	4	44.8	50	0	1	1
Sep. 25	UCLA	7	49.4	57	0	1	2
Oct. 2	Oregon	6	44.3	54	0	0	1
Oct. 8	at Arizona State	4	30.8	40	1	2	3
Oct. 16	at Washington State	4	36.3	41	0	0	0
Oct. 30	Washington	4	35.5	50	0	1	1
Nov. 5	Utah	7	46.3	60	0	0	1
Nov. 13	at Oregon State	2	49.0	51	0	0	1
Nov. 20	California	5	45.5	54	1	3	2
Nov. 27	Notre Dame	8	46.5	52	0	5	4

SANBORN 2022 GAME-BY-GAME PUNTING STATS (STANFORD)

Date	Opponent	Punts	Avg	Long	TB	FC	I20
Sep. 3	Colgate	3	44.3	53	0	0	0
Sep. 10	USC	2	47.0	48	0	1	2
Sep. 24	at Washington	4	45.5	50	0	1	1
Oct. 1	at Oregon	7	40.3	48	0	5	0
Oct. 8	Oregon State	5	39.4	49	0	3	1
Oct. 15	at Notre Dame	4	40.0	48	0	2	2
Oct. 22	Arizona State	3	43.7	51	0	2	2
Oct. 29	at UCLA	6	41.3	51	0	1	3
Nov. 5	Washington State	7	43.4	50	0	0	0
Nov. 12	at Utah	7	39.0	53	0	3	2
Nov. 19	at California	8	43.9	59	0	2	4
Nov. 26	BYU	9	36.0	44	0	2	1

SANBORN'S 2023 GAME-BY-GAME PUNTING STATS

Date	Opponent	Punts	Avg	Long	TB	FC	I20
Sep. 2	Rice	2	44.5	45	0	2	1
Sep. 9	at Alabama	3	50.0	56	0	0	1
Sep. 16	Wyoming	4	48.3	56	0	1	1
Sep. 23	at Baylor	4	44.8	50	1	1	1
Sep. 30	Kansas	0	-	-	-	-	-
Oct. 7	vs. Oklahoma	1	38.0	38	0	1	1
Oct. 21	at Houston	3	52.3	59	0	0	1
Oct. 28	BYU	3	54.0	64	1	0	1
Nov. 4	Kansas State	4	43.0	51	0	0	2
Nov. 11	at TCU	4	39.3	48	0	1	0
Nov. 18	at Iowa State	4	42.8	54	0	1	2
Nov. 24	Texas Tech						

SANBORN'S CAREER KICKING STATS

Year	G	Punts	Yds	Avg	Long	TB	FC	I20
2019	12	52	2,106	40.5	68	2	19	18
2020	6	23	898	49.0	53	1	7	9
2021	12	60	2,600	43.3	60	4	16	19
2022	12	57	2,376	41.7	59	0	22	9
2023	11	32	1,468	45.9	64	2	7	11
Stanford	42	192	7,980	41.6	68	7	64	64
Texas	11	32	1,468	45.9	64	2	7	11
Career	53	224	9,448	42.2	68	9	71	75

28 JERRIN THOMPSON

DB | 6-0 | 191 | SR-3L

LUFKIN, TEXAS | LUFKIN

CAREER HIGHS

Tackles11, twice, last vs. Washington (2022)
Solo tackles7, twice, last vs. Washington (2022)
Tackles for loss1.0, four times, last at Kansas (2022)
SacksNone
Interceptions1, five times, last at Iowa State (2023)
Pass breakups3, at Oklahoma State (2022)
Forced fumbles1, Rice (2021)
Fumbles recoveredNone

CAREER TOTALS

Games with 5-plus tackles15, last at Houston (2023)
Games with 8-plus tackles4, last vs. Washington (2022)
Games with 10-plus tackles3, last vs. Washington (2022)

THOMPSON'S 2020 GAME-BY-GAME DEFENSIVE STATS

Date	Opponent	TKL(Solo)	TFL	Sacks	Int	PBU	FF	FR	Blk
Sep. 12	UTEP	1 (0)	0.0	0.0	0	0	0	0	0
Sep. 26	at Texas Tech	0 (0)	0.0	0.0	0	0	0	0	0
Oct. 3	TCU	0 (0)	0.0	0.0	0	0	0	0	0
Oct. 10	vs. Oklahoma	3 (1)	0.0	0.0	0	0	0	0	0
Oct. 24	Baylor	0 (0)	0.0	0.0	0	0	0	0	0
Oct. 31	at Oklahoma State	0 (0)	0.0	0.0	0	0	0	0	0
Nov. 7	West Virginia	1 (1)	0.0	0.0	0	0	0	0	0
Nov. 27	Iowa State	0 (0)	0.0	0.0	0	0	0	0	0
Dec. 5	at Kansas State	3 (3)	0.0	0.0	1	1	0	0	0
Dec. 12	at Kansas	Canceled							
Dec. 29	vs. Colorado#	6 (5)	0.0	0.0	0	0	0	0	0

THOMPSON'S 2021 GAME-BY-GAME DEFENSIVE STATS

Date	Opponent	TKL(Solo)	TFL	Sacks	Int	PBU	FF	FR	Blk
Sep. 4	Louisiana	0 (0)	0.0	0.0	0	0	0	0	0
Sep. 11	at Arkansas	5 (4)	1.0	0.0	0	0	0	0	0
Sep. 18	Rice	3 (2)	0.0	0.0	0	0	1	0	0
Sep. 25	Texas Tech	4 (2)	0.0	0.0	0	0	0	0	0
Oct. 2	at TCU	5 (1)	0.0	0.0	0	0	0	0	0
Oct. 9	vs. Oklahoma	3 (3)	0.0	0.0	0	0	0	0	0
Oct. 16	Oklahoma State	2 (1)	0.0	0.0	0	0	0	0	0
Oct. 30	at Baylor	5 (2)	1.0	0.0	0	0	0	0	0
Nov. 6	at Iowa State	1 (0)	0.0	0.0	0	2	0	0	0
Nov. 13	Kansas	4 (3)	1.0	0.0	0	1	0	0	0
Nov. 20	at West Virginia	4 (3)	0.0	0.0	0	0	0	0	0
Nov. 26	Kansas State	5 (5)	0.0	0.0	0	0	0	0	0

THOMPSON'S 2022 GAME-BY-GAME DEFENSIVE STATS

Date	Opponent	TKL(Solo)	TFL	Sacks	Int	PBU	FF	FR	Blk
Sep. 3	ULM	4 (2)	0.0	0.0	0	0	0	0	0
Sep. 10	Alabama	7 (4)	0.0	0.0	0	0	0	0	0
Sep. 17	UTSA	4 (4)	0.0	0.0	0	0	0	0	0
Sep. 24	at Texas Tech	10 (7)	0.0	0.0	0	1	0	0	0
Oct. 1	West Virginia	10 (6)	0.0	0.0	0	1	0	0	0
Oct. 8	vs. Oklahoma	7 (4)	0.0	0.0	0	0	0	0	0
Oct. 15	Iowa State	4 (3)	0.0	0.0	0	1	0	0	0
Oct. 22	at Oklahoma St.	5 (3)	0.0	0.0	0	3	0	0	0
Nov. 5	at Kansas State	6 (4)	0.0	0.0	0	0	0	0	0
Nov. 12	TCU	2 (0)	0.0	0.0	0	0	0	0	0
Nov. 19	at Kansas	4 (2)	0.5	0.0	0	1	0	0	0
Nov. 25	Baylor	9 (4)	0.0	0.0	0	0	0	0	0
Dec. 29	vs. Washington+	11 (7)	0.0	0.0	1	0	0	0	0

THOMPSON'S 2023 GAME-BY-GAME DEFENSIVE STATS

Date	Opponent	TKL(Solo)	TFL	Sacks	Int	PBU	FF	FR	Blk
Sep. 2	Rice	1 (0)	0.0	0.0	0	0	0	0	0
Sep. 9	at Alabama	4 (1)	0.0	0.0	1	0	0	0	0
Sep. 16	Wyoming	3 (2)	0.0	0.0	1	1	0	0	0
Sep. 23	at Baylor	0 (0)	0.0	0.0	0	0	0	0	0
Sep. 30	Kansas	0 (0)	0.0	0.0	0	0	0	0	0
Oct. 7	vs. Oklahoma	5 (4)	0.0	0.0	0	2	0	0	0
Oct. 21	at Houston	5 (5)	0.0	0.0	0	0	0	0	0
Oct. 28	BYU	4 (1)	0.0	0.0	0	0	0	0	0
Nov. 4	Kansas State	3 (1)	0.5	0.0	0	1	0	0	0
Nov. 11	at TCU	1 (0)	0.0	0.0	0	0	0	0	0
Nov. 18	at Iowa State	4 (2)	0.0	0.0	1	1	0	0	0
Nov. 24	Texas Tech								

THOMPSON'S CAREER DEFENSIVE STATS

Year	G	Tkl	Solo	TFL-Yds	Sack-Yds	Int	PBU	FF	FR	Blk
2020	10	14	10	0.0-0	0.0-0	1	1	0	0	0
2021	12	41	26	3.0-6	0.0-0	0	3	1	0	0
2022	13	83	50	0.5-1	0.0-0	1	7	0	0	0
2023	11	30	16	0.50-0	0.0-0	3	5	0	0	0
Career	46	168	102	4.0-7	0.0-0	5	16	1	0	0

33 DAVID GBENDA

LB | 6-0 | 225 | SR-3L

KATY, TEXAS | CINCO RANCH

CAREER HIGHS

Tackles7, twice, last vs. Kansas State (2021)
Solo tackles7, Kansas State (2021)
Tackles for loss1.5, at Iowa State (2023)
Sacks1.0, twice, last at Alabama (2023)
Interceptions1, at Kansas State (2020)
Pass breakups1, three times, last at Iowa State (2023)
Forced fumblesNone
Fumbles recoveredNone
Blocked kicksNone

CAREER TOTALS

Games with 5-plus tackles7, last at Iowa State (2023)
Games with 8-plus tacklesNone
Games with 10-plus tacklesNone

GBENDA'S 2019 GAME-BY-GAME DEFENSIVE STATS

Date	Opponent	TKL(Solo)	TFL	Sacks	Int	PBU	FF	FR	Blk
Aug. 31	Louisiana Tech	0 (0)	0.0	0.0	0	0	0	0	0
Sep. 7	LSU	0 (0)	0.0	0.0	0	0	0	0	0
Sep. 14	at Rice	1 (0)	0.0	0.0	0	0	0	0	0
Sep. 21	Oklahoma State	DNP							
Oct. 5	at West Virginia	DNP							
Oct. 12	vs. Oklahoma	DNP							
Oct. 19	Kansas	1 (0)	0.0	0.0	0	0	0	0	0
Oct. 26	at TCU	DNP							
Nov. 9	Kansas State	DNP							
Nov. 16	at Iowa State	DNP							
Nov. 23	at Baylor	DNP							
Nov. 29	Texas Tech	DNP							
Dec. 31	vs. Utah*	DNP							

GBENDA'S 2020 GAME-BY-GAME DEFENSIVE STATS

Date	Opponent	TKL(Solo)	TFL	Sacks	Int	PBU	FF	FR	
------	----------	-----------	-----	-------	-----	-----	----	----	--

SELECT PLAYERS GAME-BY-GAME STATISTICS

GBENDA'S 2022 GAME-BY-GAME DEFENSIVE STATS

Date	Opponent	TKL(Solo)	TFL	Sacks	Int	PBU	FF	FR	Blk
Sep. 3	ULM	2 (1)	0.0	0.0	0	0	0	0	0
Sep. 10	Alabama	0 (0)	0.0	0.0	0	0	0	0	0
Sep. 17	UTSA	3 (3)	0.0	0.0	0	0	0	0	0
Sep. 24	at Texas Tech	2 (1)	0.0	0.0	0	0	0	0	0
Oct. 1	West Virginia	0 (0)	0.0	0.0	0	0	0	0	0
Oct. 8	vs. Oklahoma	0 (0)	0.0	0.0	0	0	0	0	0
Oct. 15	Iowa State		DNP						
Oct. 22	at Oklahoma St.		DNP						
Nov. 5	at Kansas State		DNP						
Nov. 12	TCU		DNP						
Nov. 19	at Kansas		DNP						
Nov. 25	Baylor		DNP						
Dec. 29	vs. Washington+	2 (1)	0.0	0.0	0	0	0	0	0

GBENDA'S 2023 GAME-BY-GAME DEFENSIVE STATS

Date	Opponent	TKL(Solo)	TFL	Sacks	Int	PBU	FF	FR	Blk
Sep. 2	Rice	6 (3)	0.5	0.5	0	0	0	0	0
Sep. 9	at Alabama	6 (3)	1.0	1.0	0	0	0	0	0
Sep. 16	Wyoming	6 (2)	0.5	0.0	0	0	0	0	0
Sep. 23	at Baylor	4 (2)	0.0	0.0	0	0	0	0	0
Sep. 30	Kansas	3 (0)	0.0	0.0	0	0	0	0	0
Oct. 7	vs. Oklahoma	4 (2)	0.0	0.0	0	0	0	0	0
Oct. 21	at Houston	3 (2)	0.0	0.0	0	0	0	0	0
Oct. 28	BYU	3 (2)	0.0	0.0	0	0	0	0	0
Nov. 4	Kansas State	3 (2)	0.0	0.0	0	0	0	0	0
Nov. 11	at TCU	0 (0)	0.0	0.0	0	0	0	0	0
Nov. 18	at Iowa State	6 (2)	1.5	0.0	0	1	0	0	0
Nov. 24	Texas Tech								

GBENDA'S CAREER DEFENSIVE STATS

Year	G	Tkl	Solo	TFL-Yds	Sack-Yds	Int	PBU	FF	FR	Blk
2019	4	1	0	0.0-0	0.0-0	0	0	0	0	0
2020	10	19	10	0.0-0	0.0-0	1	1	0	0	0
2021	11	23	15	2.0-4	1.0-1	0	1	0	0	0
2022	8	12	8	0.0-0	0.0-0	0	0	0	0	0
2023	11	38	18	3.5-19	1.5-15	0	1	0	0	0
Career	44	99	53	5.5-23	2.5-16	1	3	0	0	0

41 JAYLAN FORD

LB | 6-3 | 242 | SR-3L
FRISCO, TEXAS | LONE STAR

CAREER HIGHS

Tackles.....	15, UTSA (2022)
Solo tackles.....	10, UTSA (2022)
Tackles for loss.....	2.5, at Houston (2023)
Sacks.....	1.0, twice, last at Oklahoma State (2022)
Interceptions.....	1, six times, last at Baylor (2023)
Pass breakups.....	1, two times, last vs. Baylor (2022)
Forced fumbles.....	1, four times, last at Houston (2023)
Fumbles recovered.....	1, three times, last vs. Kansas State (2023)

CAREER TOTALS

Games with 5-plus tackles.....	28, last at Iowa State (2023)
Games with 8-plus tackles.....	14, last at TCU (2023)
Games with 10-plus tackles.....	9, last vs. BYU (2023)

FORD'S 2020 GAME-BY-GAME DEFENSIVE STATS

Date	Opponent	TKL(Solo)	TFL	Sacks	Int	PBU	FF	FR	Blk
Sep. 12	UTEP	3 (1)	0.0	0.0	0	0	0	0	0
Sep. 26	at Texas Tech	0 (0)	0.0	0.0	0	0	0	0	0
Oct. 3	TCU	0 (0)	0.0	0.0	0	0	0	0	0
Oct. 10	vs. Oklahoma	0 (0)	0.0	0.0	0	0	0	0	0
Oct. 24	Baylor	0 (0)	0.0	0.0	0	0	0	0	0
Oct. 31	at Oklahoma State	0 (0)	0.0	0.0	0	0	0	0	0
Nov. 7	West Virginia	0 (0)	0.0	0.0	0	0	0	0	0
Nov. 27	Iowa State	0 (0)	0.0	0.0	0	0	0	0	0
Dec. 5	at Kansas State	7 (2)	1.0	0.0	0	0	0	0	0
Dec. 12	at Kansas		Canceled						
Dec. 29	vs. Colorado#	4 (1)	0.0	0.0	0	0	0	0	0

FORD'S 2021 GAME-BY-GAME DEFENSIVE STATS

Date	Opponent	TKL(Solo)	TFL	Sacks	Int	PBU	FF	FR	Blk
Sep. 4	Louisiana	3 (1)	0.0	0.0	0	0	0	0	0
Sep. 11	at Arkansas	4 (0)	0.0	0.0	0	0	0	0	0
Sep. 18	Rice	2 (0)	0.0	0.0	0	0	0	0	0
Sep. 25	Texas Tech	4 (0)	0.0	0.0	0	0	0	0	0
Oct. 2	at TCU	3 (3)	0.0	0.0	0	0	0	0	0
Oct. 9	vs. Oklahoma	1 (1)	0.0	0.0	0	0	0	0	0
Oct. 16	Oklahoma State	12 (7)	1.0	0.0	0	0	0	0	0
Oct. 30	at Baylor	3 (5)	0.0	0.0	0	0	0	0	0
Nov. 6	at Iowa State	4 (2)	1.0	0.0	0	0	0	0	0
Nov. 13	Kansas	6 (3)	1.0	0.0	0	0	0	0	0
Nov. 20	at West Virginia	5 (3)	1.0	0.0	0	0	0	0	0
Nov. 26	Kansas State	6 (6)	2.0	0.0	0	0	0	0	0

FORD'S 2022 GAME-BY-GAME DEFENSIVE STATS

Date	Opponent	TKL(Solo)	TFL	Sacks	Int	PBU	FF	FR	Blk
Sep. 3	ULM	0 (0)	0.0	0.0	0	0	0	0	0
Sep. 10	Alabama	10 (6)	2.0	1.0	0	0	0	0	0
Sep. 17	UTSA	15 (10)	0.5	0.0	0	1	0	0	0
Sep. 24	at Texas Tech	12 (8)	1.0	0.0	0	1	0	0	0
Oct. 1	West Virginia	14 (7)	1.0	0.0	0	0	0	0	0
Oct. 8	vs. Oklahoma	7 (4)	1.0	0.0	1	0	0	0	0
Oct. 15	Iowa State	8 (2)	0.0	0.0	1	0	0	1	0
Oct. 22	at Oklahoma St.	6 (4)	2.0	1.0	0	0	0	0	0
Nov. 5	at Kansas State	10 (6)	0.0	0.0	1	0	1	1	0
Nov. 12	TCU	9 (3)	0.5	0.0	0	0	0	0	0
Nov. 19	at Kansas	5 (4)	0.0	0.0	1	0	0	0	0
Nov. 25	Baylor	13 (2)	2.0	0.0	1	1	0	0	0
Dec. 29	vs. Washington+	10 (5)	0.0	0.0	0	0	0	0	0

FORD'S 2023 GAME-BY-GAME DEFENSIVE STATS

Date	Opponent	TKL(Solo)	TFL	Sacks	Int	PBU	FF	FR	Blk
Sep. 2	Rice	5 (1)	0.0	0.0	1	0	0	0	0
Sep. 9	at Alabama	5 (2)	1.0	0.0	0	0	0	0	0
Sep. 16	Wyoming	7 (4)	1.0	0.0	0	0	0	0	0
Sep. 23	at Baylor	8 (4)	1.0	0.0	1	0	0	0	0
Sep. 30	Kansas	7 (4)	1.0	0.0	0	0	0	0	0
Oct. 7	vs. Oklahoma	8 (3)	1.0	0.0	0	0	0	0	0
Oct. 21	at Houston	6 (2)	2.5	1.0	0	0	1	0	0
Oct. 28	BYU	11 (4)	1.0	0.0	0	0	0	0	0
Nov. 4	Kansas State	8 (4)	1.5	0.0	0	0	0	1	0
Nov. 11	at TCU	9 (7)	0.0	0.0	0	1	0	0	0
Nov. 18	at Iowa State	6 (3)	0.0	0.0	0	0	0	0	0
Nov. 24	Texas Tech								

FORD'S CAREER DEFENSIVE STATS

Year	G	Tkl	Solo	TFL-Yds	Sack-Yds	Int	PBU	FF	FR	Blk
2020	10	14	5	1.0-6	0.0-0	0	0	0	0	0
2021	12	53	29	6.0-6	0.0-0	0	0	0	0	0
2022	13	119	61	10.0-41	2.0-21	4	2	3	2	0
2023	11	80	38	10.0-29	1.0-9	2	1	1	1	0
Career	46	266	133	27.0-82	3.0-30	6	3	4	3	0

45 BERT AUBURN

K | 6-0 | 183 | JR-1L
FLOWER MOUND, TEXAS | FLOWER MOUND

CAREER HIGHS

Field goals made.....	4, twice, last vs. K-State (2023)
Field goals attempted.....	5, Alabama (2022)
Long field goal.....	50, at Iowa State (2023)
PAT made.....	7, three times, last at Kansas (2022)
PAT attempted.....	7, three times, last at Kansas (2022)

CAREER TOTALS

40-yard field goals made.....	15
40-yard field goals attempted.....	19
50-yard field goals made.....	1
50-yard field goals attempted.....	3
Game-winning walk-off kicks.....	None

AUBURN'S 2021 GAME-BY-GAME KICKING STATS

Date	Opponent	FG	FGA	Long	PAT	KO	TB
Sep. 4	Louisiana			DNP			
Sep. 11	at Arkansas			DNP			
Sep. 18	Rice	-	-	-	3-3	4	1
Sep. 25	Texas Tech			DNP			
Oct. 2	at TCU			DNP			
Oct. 9	vs. Oklahoma			DNP			
Oct. 16	Oklahoma State			DNP			
Oct. 30	at Baylor			DNP			
Nov. 6	at Iowa State			DNP			
Nov. 13	Kansas			DNP			
Nov. 20	at West Virginia			DNP			
Nov. 26	Kansas State			DNP			

AUBURN'S 2022 GAME-BY-GAME KICKING STATS

Date	Opponent	FG	FGA	Long	PAT	KO	TB
Sep. 3	ULM	1	2	41	7-7	0	0
Sep. 10	Alabama	4	5	49	1-1	0	0
Sep. 17	UTSA	2	2	44	5-5	1	1
Sep. 24	at Texas Tech	2	2	48	4-4	0	0
Oct. 1	West Virginia	1	1	45	5-5	0	0
Oct. 8	vs. Oklahoma	0	1	--	7-7	0	0
Oct. 15	Iowa State	1	2	31	3-3	0	0
Oct. 22	at Oklahoma State	2	3	37	4-4	0	0
Nov. 5	at Kansas State	2	2	29	4-4	0	0
Nov. 12	TCU	1	1	22	1-1	0	0
Nov. 19	at Kansas	2	2	40	7-7	0	0
Nov. 25	Baylor	1	1	38	5-5	0	0
Dec. 29	vs. Washington+	2	2	30	2-2	0	0

AUBURN'S 2023 GAME-BY-GAME KICKING STATS

Date	Opponent	FG	FGA	Long	PAT	KO	TB
Sep. 2	Rice	3	4	49	4-4	0	0
Sep. 9	at Alabama	2	3	29	4-4	0	0
Sep. 16	Wyoming	1	1	37	4-4	0	0
Sep. 23	at Baylor	1	2	37	5-5	0	0
Sep. 30	Kansas	2	4	30	4-4	0	0
Oct. 7	vs. Oklahoma	3	3	47	3-3	0	0
Oct. 21	at Houston	1	1	25	4-4	0	0
Oct. 28	BYU	0	0	-	5-5	0	0
Nov. 4	Kansas State	4	4	49	3-3	0	0
Nov. 11	at TCU	3	3	49	2-2	0	0
Nov. 18	at Iowa State	3	3	50	1-1	0	0
Nov. 24	Texas Tech						

AUBURN'S CAREER KICKING STATS

Year	G	FG-FGA	Long	Pct	PAT	KO	TB
2021	1	0-0	-	-	3-3	4	1
2022	13	21-26	49	80.8	55-55	1	1
2023	11	23-28	50	82.1	39-39	0	0
Career	25	44-54	50	81.5	97-97	5	2

SELECT PLAYERS GAME-BY-GAME STATISTICS

85 GUNNAR HELM

TE | 6-5 | 250 | JR-2L
ENGLEWOOD, COLO. | CHERRY CREEK

CAREER HIGHS

Receptions.....4, vs. Oklahoma (2023)
Receiving Yards.....67, vs. Oklahoma (2023)
Receiving TDs.....1, vs. Oklahoma (2023)
Long Reception.....31, at Iowa State (2023)

CAREER TOTALS

100-yard receiving games.....None
Multiple receiving TD games.....None

HELMS' 2021 GAME-BY-GAME RECEIVING STATS

Date	Opponent	No.	Yds	TD	Long
Sep. 4	Louisiana	0	0	0	0
Sep. 11	at Arkansas	0	0	0	0
Sep. 18	Rice	0	0	0	0
Sep. 25	Texas Tech	0	0	0	0
Oct. 2	at TCU	0	0	0	0
Oct. 9	vs. Oklahoma	0	0	0	0
Oct. 16	Oklahoma State	0	0	0	0
Oct. 30	at Baylor	0	0	0	0
Nov. 6	at Iowa State	0	0	0	0
Nov. 13	Kansas	0	0	0	0
Nov. 20	at West Virginia	0	0	0	0
Nov. 26	Kansas State	0	0	0	0

HELMS' 2022 GAME-BY-GAME RECEIVING STATS

Date	Opponent	No.	Yds	TD	Long
Sep. 3	ULM	1	7	0	7
Sep. 10	Alabama	0	0	0	0
Sep. 17	UTSA	0	0	0	0
Sep. 24	at Texas Tech	1	5	0	5
Oct. 1	West Virginia	0	0	0	0
Oct. 8	vs. Oklahoma	2	13	0	9
Oct. 15	Iowa State	0	0	0	0
Oct. 22	at Oklahoma State	0	0	0	0
Nov. 5	at Kansas State	0	0	0	0
Nov. 12	TCU	0	0	0	0
Nov. 19	at Kansas	0	0	0	0
Nov. 25	Baylor	0	0	0	0
Dec. 29	vs. Washington+	1	19	0	19

HELMS' 2023 GAME-BY-GAME RECEIVING STATS

Date	Opponent	No.	Yds	TD	Long
Sep. 2	Rice	0	0	0	0
Sep. 9	at Alabama	0	0	0	0
Sep. 16	Wyoming	1	14	0	14
Sep. 23	at Baylor	2	37	0	21
Sep. 30	Kansas	0	0	0	0
Oct. 7	vs. Oklahoma	4	67	1	25
Oct. 21	at Houston	2	13	0	7
Oct. 28	BYU	0	0	0	0
Nov. 4	Kansas State	0	0	0	0
Nov. 11	at TCU	0	0	0	0
Nov. 18	at Iowa State	2	40	1	31
Nov. 24	Texas Tech				

HELMS' CAREER RECEIVING STATS

Year	G	Rec	Yds	TD	Lg	Rec/G	Avg/C	Avg/G
2021	12	0	0	0	0	-	-	-
2022	13	5	44	0	19	0.4	8.8	3.4
2023	11	11	171	2	31	1.0	15.5	15.5
Career	36	16	215	2	31	0.4	13.4	6.0

88 BARRYN SORRELL

EDGE | 6-4 | 261 | JR-2L
NEW ORLEANS, LA. | HOLY CROSS

CAREER HIGHS

Tackles.....11, TCU (2022)
Solo tackles.....4, twice, last vs. Oklahoma (2023)
Tackles for loss.....3.0, TCU (2022)
Sacks.....1.5, three times, last vs. TCU (2022)
Interceptions.....None
Pass breakups.....1, TCU
Forced fumbles.....1, at Oklahoma State (2022)
Fumbles recovered.....None

CAREER TOTALS

Games with 5-plus tackles.....5, last vs. Oklahoma (2023)
Games with 8-plus tackles.....1, TCU (2022)
Games with 10-plus tackles.....1, TCU (2022)

SORRELL'S 2021 GAME-BY-GAME DEFENSIVE STATS

Date	Opponent	TKL(Solo)	TFL	Sacks	Int	PBU	FF	FR	Blk
Sep. 4	Louisiana			DNP					
Sep. 11	at Arkansas			DNP					
Sep. 18	Rice	1 (0)	0.0	0.0	0	0	0	0	0
Sep. 25	Texas Tech	4 (3)	1.0	0.0	0	0	0	0	0
Oct. 2	at TCU			DNP					
Oct. 9	vs. Oklahoma	0 (0)	0.0	0.0	0	0	0	0	0
Oct. 16	Oklahoma State	1 (0)	0.0	0.0	0	0	0	0	0
Oct. 30	at Baylor	1 (0)	0.0	0.0	0	0	0	0	0
Nov. 6	at Iowa State	0 (0)	0.0	0.0	0	0	0	0	0
Nov. 13	Kansas			DNP					
Nov. 20	at West Virginia			DNP					
Nov. 26	Kansas State			DNP					

SORRELL'S 2022 GAME-BY-GAME DEFENSIVE STATS

Date	Opponent	TKL(Solo)	TFL	Sacks	Int	PBU	FF	FR	Blk
Sep. 3	ULM	6 (1)	2.0	1.5	0	0	0	0	0
Sep. 10	Alabama	1 (0)	0.0	0.0	0	0	0	0	0
Sep. 17	UTSA	3 (1)	0.0	0.0	0	0	0	0	0
Sep. 24	at Texas Tech	1 (0)	0.0	0.0	0	0	0	0	0
Oct. 1	West Virginia	3 (2)	1.5	1.5	0	0	0	0	0
Oct. 8	vs. Oklahoma	0 (0)	0.0	0.0	0	0	0	0	0
Oct. 15	Iowa State	2 (2)	0.0	0.0	0	0	0	0	0
Oct. 22	at Oklahoma St.	6 (2)	0.5	0.0	0	0	1	0	0
Nov. 5	at Kansas State	1 (1)	1.0	1.0	0	0	0	0	0
Nov. 12	TCU	11 (4)	3.0	1.5	0	1	0	0	0
Nov. 19	at Kansas	4 (3)	1.0	0.0	0	0	0	0	0
Nov. 25	Baylor	3 (0)	0.0	0.0	0	0	0	0	0
Dec. 29	vs. Washington+	3 (0)	0.0	0.0	0	0	0	0	0

SORRELL'S 2023 GAME-BY-GAME DEFENSIVE STATS

Date	Opponent	TKL(Solo)	TFL	Sacks	Int	PBU	FF	FR	Blk
Sep. 2	Rice	2 (0)	0.0	0.0	0	0	0	0	0
Sep. 9	at Alabama	2 (1)	0.0	0.0	0	0	0	0	0
Sep. 16	Wyoming	5 (3)	1.0	1.0	0	0	0	0	0
Sep. 23	at Baylor	1 (1)	0.0	0.0	0	0	0	0	0
Sep. 30	Kansas	3 (0)	0.0	0.0	0	0	0	0	0
Oct. 7	vs. Oklahoma	5 (4)	0.0	0.0	0	0	0	0	0
Oct. 21	at Houston	1 (1)	0.0	0.0	0	0	0	0	0
Oct. 28	BYU	3 (1)	1.0	1.0	0	0	0	0	0
Nov. 4	Kansas State	3 (3)	2.0	2.0	0	0	0	0	0
Nov. 11	at TCU	2 (0)	0.0	0.0	0	0	0	0	0
Nov. 18	at Iowa State	2 (0)	0.5	0.0	0	0	0	0	0
Nov. 24	Texas Tech								

SORRELL'S CAREER DEFENSIVE STATS

Year	G	Tkl	Solo	TFL	Yds	Sack	Yds	Int	PBU	FF	FR	Blk
2021	6	7	3	1.0-3	0.0-0	0	0	0	0	0	0	0
2022	13	44	16	9.0-55	5.5-46	0	1	1	0	0	0	0
2023	11	29	14	4.5-33	4.0-32	0	0	0	0	0	0	0
Career	30	80	33	14.5-91	9.5-78	0	1	1	0	0	0	0

90 BYRON MURPHY II

DL | 6-1 | 308 | JR-2L
DESOTO, TEXAS | DESOTO

CAREER HIGHS

Tackles.....5, at Texas Tech (2022)
Solo tackles.....5, at Texas Tech (2022)
Tackles for loss.....3.0, at Baylor (2023)
Sacks.....2.0, at Baylor (2023)
Interceptions.....None
Pass breakups.....None
Forced fumbles.....None
Fumbles recovered.....None

CAREER TOTALS

Games with 5-plus tackles.....1, at Texas Tech (2022)
Games with 8-plus tackles.....None
Games with 10-plus tackles.....None

MURPHY'S 2021 GAME-BY-GAME DEFENSIVE STATS

Date	Opponent	TKL(Solo)	TFL	Sacks	Int	PBU	FF	FR	Blk
Sep. 4	Louisiana	0 (0)	0.0	0.0	0	0	0	0	0
Sep. 11	at Arkansas	2 (2)	0.0	0.0	0	0	0	0	0
Sep. 18	Rice	2 (1)	1.0	1.0	0	0	0	0	0
Sep. 25	Texas Tech	2 (1)	0.0	0.0	0	0	0	0	0
Oct. 2	at TCU	2 (1)	1.0	0.0	0	0	0	0	0
Oct. 9	vs. Oklahoma	0 (0)	0.0	0.0	0	0	0	0	0
Oct. 16	Oklahoma State	0 (0)	0.0	0.0	0	0	0	0	0
Oct. 30	at Baylor	3 (3)	0.0	0.0	0	0	0	0	0
Nov. 6	at Iowa State	3 (1)	1.5	1.0	0	0	0	0	0
Nov. 13	Kansas	1 (1)	0.0	0.0	0	0	0	0	0
Nov. 20	at West Virginia	0 (0)	0.0	0.0	0	0	0	0	0
Nov. 26	Kansas State	0 (0)	0.0	0.0	0	0	0	0	0

MURPHY'S 2022 GAME-BY-GAME DEFENSIVE STATS

Date	Opponent	TKL(Solo)	TFL	Sacks	Int	PBU	FF	FR	Blk
Sep. 3	ULM	2 (1)	0.0	0.0	0	0	0	0	0
Sep. 10	Alabama	2 (1)	0.0	0.0	0	0	0	0	0
Sep. 17	UTSA	2 (0)	0.5	0.0	0	0	0	0	0
Sep. 24	at Texas Tech	5 (4)	0.0	0.0	0	0	0	0	0
Oct. 1	West Virginia	3 (1)	1.0	0.0	0	0	0	0	0
Oct. 8	vs. Oklahoma	1 (1)	1.0	1.0	0	0	0	0	0
Oct. 15	Iowa State	0 (0)	0.0	0.0	0	0	0	0	0
Oct. 22	at Oklahoma St.	3 (0)	0.5	0.0	0	0	0	0	0
Nov. 5	at Kansas State	0 (0)	0.0	0.0	0	0	0	0	0
Nov. 12	TCU	1 (0)	0.0	0.0	0	0	0	0	0
Nov. 19	at Kansas	3 (1)	0.0	0.0	0	0	0	0	0
Nov. 25	Baylor	1 (0)	0.0	0.0	0	0	0	0	0
Dec. 29	vs. Washington+	3 (0)	0.0	0.0	0	0	0	0	0

MURPHY'S 2023 GAME-BY-GAME DEFENSIVE STATS

Date	Opponent	TKL(Solo)	TFL	Sacks	Int	PBU	FF	FR	Blk
Sep. 2	Rice	3 (0)	0.5	0.5	0	0	0	0	0
Sep. 9	at Alabama	2 (1)	0.0	0.0	0	0	0	0	0
Sep. 16	Wyoming	2 (0)	0.0	0.0	0	0	0	0	0
Sep. 23	at Baylor	1 (1)	0.0	0.0	0	0	0	0	0
Sep. 30	Kansas	4 (4)	3.0	2.0	0	0	0	0	0
Oct. 7	vs. Oklahoma	3 (1)	0.0	0.0	0	0	0	0	0
Oct. 21	at Houston	1 (1)	0.0	0.0	0	0	0	0	0
Oct. 28	BYU	2 (1)	1.0	0.0	0	0	0	0	0
Nov. 4	Kansas State	0 (0)	0.0	0.0	0	0	0	0	0
Nov. 11	at TCU	2 (0)	0.5	0.0	0	0	0	0	0
Nov. 18	at Iowa State	3 (1)	1.5	1.0	0	0	0	0	0
Nov. 24	Texas Tech	2 (1)	1.5	1.5	0	0	0	0	0

MURPHY'S CAREER DEFENSIVE STATS

Year	G	Tkl	Solo	TFL	Yds	Sack	Yds	Int	PBU	FF	FR	Blk
2021	12	15	10	3.5-9	2.0-6	0	0	0	0	0	0	0
2022	13	26	9	3.0-13	1.0-7	0	0	0	0	0	0	0
2023	11	24	10	8.0-39	5.0-32	0	0	0	0	0	0	0
Career	36	65	29	14.5-61	8.0-45	0	0	0	0	0	0	0

SELECT PLAYERS GAME-BY-GAME STATISTICS

91 ETHAN BURKE

EDGE | 6-6 | 257 | SO-1L
AUSTIN, TEXAS | WESTLAKE

CAREER HIGHS

Tackles..... 6, vs. Oklahoma (2023)
Solo tackles..... 4, at Alabama (2023)
Tackles for loss..... 2.0, twice, last vs. Kansas State (2023)
Sacks..... 2.0, Kansas State (2023)
Interceptions..... None
Pass breakups..... None
Forced fumbles..... 1, Kansas State (2023)
Fumbles recovered..... None
Blocked kicks..... None

CAREER TOTALS

Games with 5-plus tackles..... 1, vs. Oklahoma (2023)
Games with 8-plus tackles..... None
Games with 10-plus tackles..... None

BURKE'S 2022 GAME-BY-GAME DEFENSIVE STATS

Date	Opponent	TKL(Solo)	TFL	Sacks	Int	PBU	FF	FR	Blk
Sep. 3	ULM	3 (1)	0.5	0.0	0	0	0	0	0
Sep. 10	Alabama	DNP							
Sep. 17	UTSA	1 (1)	0.0	0.0	0	0	0	0	0
Sep. 24	at Texas Tech	0 (0)	0.0	0.0	0	0	0	0	0
Oct. 1	West Virginia	DNP							
Oct. 8	vs. Oklahoma	1 (1)	1.0	0.0	0	0	0	0	0
Oct. 15	Iowa State	0 (0)	0.0	0.0	0	0	0	0	0
Oct. 22	at Oklahoma St.	0 (0)	0.0	0.0	0	0	0	0	0
Nov. 5	at Kansas State	0 (0)	0.0	0.0	0	0	0	0	0
Nov. 12	TCU	0 (0)	0.0	0.0	0	0	0	0	0
Nov. 19	at Kansas	1 (1)	0.0	0.0	0	0	0	0	0
Nov. 25	Baylor	0 (0)	0.0	0.0	0	0	0	0	0
Dec. 29	vs. Washington	+0 (0)	0.0	0.0	0	0	0	0	0

BURKE'S 2023 GAME-BY-GAME DEFENSIVE STATS

Date	Opponent	TKL(Solo)	TFL	Sacks	Int	PBU	FF	FR	Blk
Sep. 2	Rice	3 (1)	1.0	1.0	0	0	0	0	0
Sep. 9	at Alabama	4 (4)	2.0	1.0	0	0	0	0	0
Sep. 16	Wyoming	1 (0)	0.0	0.0	0	0	0	0	0
Sep. 23	at Baylor	1 (0)	0.0	0.0	0	0	0	0	0
Sep. 30	Kansas	3 (1)	0.0	0.0	0	0	0	0	0
Oct. 7	vs. Oklahoma	6 (3)	0.5	0.0	0	0	0	0	0
Oct. 21	at Houston	4 (1)	1.0	1.0	0	0	0	0	0
Oct. 28	BYU	DNP							
Nov. 4	Kansas State	3 (3)	2.0	2.0	0	0	1	0	0
Nov. 11	at TCU	4 (2)	1.5	0.0	0	0	0	0	0
Nov. 18	at Iowa State	2 (1)	0.5	0.0	0	0	0	0	0
Nov. 24	Texas Tech								

BURKE'S CAREER DEFENSIVE STATS

Year	G	Tkl	Solo	TFL-Yds	Sack-Yds	Int	PBU	FF	FR	Blk
2022	11	6	5	1.5-1	0.0-0	0	0	0	0	0
2023	10	31	16	8.5-40	5.5-35	0	0	1	0	0
Career	21	37	21	10.0-41	5.5-35	0	0	1	0	0

93 T'VONDRE SWEAT

DL | 6-4 | 362 | SR-4L
HUNTSVILLE, TEXAS | HUNTSVILLE

CAREER HIGHS

Tackles..... 7, BYU (2023)
Solo tackles..... 3, twice, last vs. BYU (2023)
Tackles for loss..... 2.0, vs. Oklahoma (2022)
Sacks..... 1.0, five times, last at TCU (2023)
Interceptions..... None
Pass breakups..... 1, 11 times, last vs. Kansas State (2023)
Forced fumbles..... 1, vs. Oklahoma (2020)
Fumbles recovered..... 1, twice, last vs. TCU (2020)
Blocked kicks..... 1, at Iowa State (2023)

CAREER TOTALS

Games with 5-plus tackles..... 4, last vs. BYU (2023)
Games with 8-plus tackles..... None
Games with 10-plus tackles..... None

SWEAT'S 2019 GAME-BY-GAME DEFENSIVE STATS

Date	Opponent	TKL(Solo)	TFL	Sacks	Int	PBU	FF	FR	Blk
Aug. 31	Louisiana Tech	1 (0)	0.0	0.0	0	1	0	0	0
Sep. 7	LSU	0 (0)	0.0	0.0	0	0	0	0	0
Sep. 14	at Rice	1 (0)	0.0	0.0	0	0	0	0	0
Sep. 21	Oklahoma State	0 (0)	0.0	0.0	0	0	0	0	0
Oct. 5	at West Virginia	2 (1)	0.0	0.0	0	1	0	0	0
Oct. 12	vs. Oklahoma	0 (0)	0.0	0.0	0	0	0	0	0
Oct. 19	Kansas	1 (1)	0.0	0.0	0	0	0	0	0
Oct. 26	at TCU	0 (0)	0.0	0.0	0	0	0	0	0
Nov. 9	Kansas State	2 (2)	1.0	1.0	0	0	0	0	0
Nov. 16	at Iowa State	0 (0)	0.0	0.0	0	0	0	0	0
Nov. 23	at Baylor	0 (0)	0.0	0.0	0	0	0	0	0
Nov. 29	Texas Tech	0 (0)	0.0	0.0	0	0	0	1	0
Dec. 31	vs. Utah*	2 (0)	0.0	0.0	0	0	0	0	0

SWEAT'S 2020 GAME-BY-GAME DEFENSIVE STATS

Date	Opponent	TKL(Solo)	TFL	Sacks	Int	PBU	FF	FR	Blk
Sep. 12	UTEP	1 (1)	0.0	0.0	0	0	0	0	0
Sep. 26	at Texas Tech	0 (0)	0.0	0.0	0	0	0	0	0
Oct. 3	TCU	5 (0)	0.5	0.0	0	0	0	1	0
Oct. 10	vs. Oklahoma	3 (1)	1.0	1.0	0	0	1	0	0
Oct. 24	Baylor	2 (0)	0.5	0.0	0	0	0	0	0
Oct. 31	at Oklahoma State	3 (1)	0.5	0.0	0	0	0	0	0
Nov. 7	West Virginia	4 (2)	1.0	0.0	0	1	0	0	0
Nov. 27	Iowa State	2 (0)	0.5	0.0	0	0	0	0	0
Dec. 5	at Kansas State	0 (0)	0.0	0.0	0	0	0	0	0
Dec. 12	at Kansas	Canceled							
Dec. 29	vs. Colorado#	2 (1)	0.0	0.0	0	0	0	0	0

SWEAT'S 2021 GAME-BY-GAME DEFENSIVE STATS

Date	Opponent	TKL(Solo)	TFL	Sacks	Int	PBU	FF	FR	Blk
Sep. 4	Louisiana	2 (0)	0.5	0.0	0	0	0	0	0
Sep. 11	at Arkansas	5 (2)	0.0	0.0	0	0	0	0	0
Sep. 18	Rice	2 (1)	0.0	0.0	0	0	0	0	0
Sep. 25	Texas Tech	3 (1)	0.0	0.0	0	0	0	0	0
Oct. 2	at TCU	4 (2)	0.0	0.0	0	1	0	0	0
Oct. 9	vs. Oklahoma	0 (0)	0.0	0.0	0	0	0	0	0
Oct. 16	Oklahoma State	1 (0)	0.0	0.0	0	0	0	0	0
Oct. 30	at Baylor	0 (0)	0.0	0.0	0	1	0	0	0
Nov. 6	at Iowa State	0 (0)	0.0	0.0	0	0	0	0	0
Nov. 13	Kansas	2 (1)	0.0	0.0	0	0	0	0	0
Nov. 20	at West Virginia	3 (2)	1.5	1.0	0	1	0	0	0
Nov. 26	Kansas State	0 (0)	0.0	0.0	0	0	0	0	0

SWEAT'S 2022 GAME-BY-GAME DEFENSIVE STATS

Date	Opponent	TKL(Solo)	TFL	Sacks	Int	PBU	FF	FR	Blk
Sep. 3	ULM	2 (1)	0.0	0.0	0	0	0	0	0
Sep. 10	Alabama	1 (0)	0.0	0.0	0	0	0	0	0
Sep. 17	UTSA	4 (1)	0.0	0.0	0	0	0	0	0
Sep. 24	at Texas Tech	4 (2)	0.0	0.0	0	1	0	0	0
Oct. 1	West Virginia	0 (0)	0.0	0.0	0	1	0	0	0
Oct. 8	vs. Oklahoma	4 (3)	2.0	0.0	0	0	0	0	0
Oct. 15	Iowa State	2 (0)	0.0	0.0	0	0	0	0	0
Oct. 22	at Oklahoma St.	2 (0)	0.5	0.0	0	0	0	0	0
Nov. 5	at Kansas State	3 (1)	0.0	0.0	0	0	0	0	0
Nov. 12	TCU	4 (0)	0.0	0.0	0	0	0	0	0
Nov. 19	at Kansas	2 (2)	0.0	0.0	0	0	0	0	0
Nov. 25	Baylor	1 (0)	0.0	0.0	0	1	0	0	0
Dec. 29	vs. Washington	+1 (0)	0.0	0.0	0	1	0	0	0

SWEAT'S 2023 GAME-BY-GAME DEFENSIVE STATS

Date	Opponent	TKL(Solo)	TFL	Sacks	Int	PBU	FF	FR	Blk
Sep. 2	Rice	5 (2)	0.5	0.0	0	0	0	0	0
Sep. 9	at Alabama	1 (1)	1.0	1.0	0	0	0	0	0
Sep. 16	Wyoming	3 (1)	1.0	0.0	0	0	0	0	0
Sep. 23	at Baylor	4 (3)	1.0	0.0	0	1	0	0	0
Sep. 30	Kansas	2 (0)	0.0	0.0	0	0	0	0	0
Oct. 7	vs. Oklahoma	3 (1)	0.5	0.0	0	0	0	0	0
Oct. 21	at Houston	2 (1)	0.0	0.0	0	0	0	0	0
Oct. 28	BYU	7 (3)	1.5	0.0	0	0	0	0	0
Nov. 4	Kansas State	4 (1)	1.0	0.0	0	1	0	0	0
Nov. 11	at TCU	4 (2)	1.0	1.0	0	0	0	0	0
Nov. 18	at Iowa State	1 (1)	0.0	0.0	0	1	0	0	1
Nov. 24	Texas Tech								

SWEAT'S CAREER DEFENSIVE STATS

Year	G	Tkl	Solo	TFL-Yds	Sack-Yds	Int	PBU	FF	FR	Blk
2019	13	9	4	1.0-4	1.0-4	0	2	0	1	0
2020	10	22	6	4.0-14	1.0-10	0	1	1	1	0
2021	12	22	9	2.0-6	1.0-4	0	3	0	0	0
2022	13	30	10	2.5-6	0.0-0	0	4	0	0	0
2023	11	36	16	7.5-20	2.0-10	0	3	0	0	1
Career	59	119	45	17.0-50	5.0-28	0	13	1	2	1

SELECT PLAYERS GAME-BY-GAME STATISTICS

95 ALFRED COLLINS

DL | 6-5 | 317 | SR-3L

BASTROP, TEXAS | CEDAR CREEK

CAREER HIGHS

Tackles..... 5, twice, last vs. Oklahoma State (2021)
Solo tackles..... 4, at Kansas State (2020)
Tackles for loss..... 2.0, Texas Tech (2021)
Sacks 1.0, five times, last at Houston (2023)
Interceptions 1, vs. Colorado (2020)
Pass breakups..... 1, five times, last vs. Oklahoma (2023)
Forced fumbles..... 1, at Baylor (2021)
Fumbles recovered..... None
Blocked kicks..... None

CAREER TOTALS

Games with 5-plus tackles .2, last vs. Oklahoma State (2021)
Games with 8-plus tackles None
Games with 10-plus tackles None

COLLINS' 2020 GAME-BY-GAME DEFENSIVE STATS

Date	Opponent	TKL(Solo)	TFL	Sacks	Int	PBU	FF	FR	Blk
Sep. 12	UTEP	2 (1)	1.0	1.0	0	0	0	0	0
Sep. 26	at Texas Tech	4 (2)	0.5	0.0	0	0	0	0	0
Oct. 3	TCU	1 (1)	0.0	0.0	0	0	0	0	0
Oct. 10	vs. Oklahoma	2 (0)	0.5	0.5	0	0	0	0	0
Oct. 24	Baylor	0 (0)	0.0	0.0	0	1	0	0	0
Oct. 31	at Oklahoma State	3 (2)	0.0	0.0	0	0	0	0	0
Nov. 7	West Virginia	1 (1)	0.0	0.0	0	1	0	0	0
Nov. 27	Iowa State	1 (0)	0.0	0.0	0	0	0	0	0
Dec. 5	at Kansas State	4 (4)	0.0	0.0	0	0	0	0	0
Dec. 12	at Kansas								
Dec. 29	vs. Colorado#	5 (1)	0.5	0.0	1	1	0	0	0

COLLINS' 2021 GAME-BY-GAME DEFENSIVE STATS

Date	Opponent	TKL(Solo)	TFL	Sacks	Int	PBU	FF	FR	Blk
Sep. 4	Louisiana	0 (0)	0.0	0.0	0	0	0	0	0
Sep. 11	at Arkansas	2 (1)	0.0	0.0	0	0	0	0	0
Sep. 18	Rice	2 (1)	0.0	0.0	0	0	0	0	0
Sep. 25	Texas Tech	2 (2)	2.0	1.0	0	0	0	0	0
Oct. 2	at TCU	0 (0)	0.0	0.0	0	0	0	0	0
Oct. 9	vs. Oklahoma	3 (1)	1.0	1.0	0	0	0	0	0
Oct. 16	Oklahoma State	5 (3)	1.0	0.0	0	0	0	0	0
Oct. 30	at Baylor	3 (3)	1.0	0.0	0	0	1	0	0
Nov. 6	at Iowa State	2 (2)	0.0	0.0	0	0	0	0	0
Nov. 13	Kansas	4 (2)	0.0	0.0	0	0	0	0	0
Nov. 20	at West Virginia	2 (0)	0.0	0.0	0	0	0	0	0
Nov. 26	Kansas State	0 (0)	0.0	0.0	0	0	0	0	0

COLLINS' 2022 GAME-BY-GAME DEFENSIVE STATS

Date	Opponent	TKL(Solo)	TFL	Sacks	Int	PBU	FF	FR	Blk
Sep. 3	ULM								
Sep. 10	Alabama	0 (0)	0.0	0.0	0	0	0	0	0
Sep. 17	UTSA	1 (1)	0.0	0.0	0	0	0	0	0
Sep. 24	at Texas Tech	3 (1)	0.0	0.0	0	0	0	0	0
Oct. 1	West Virginia	0 (0)	0.0	0.0	0	0	0	0	0
Oct. 8	vs. Oklahoma	2 (1)	0.0	0.0	0	0	0	0	0
Oct. 15	Iowa State	1 (1)	1.0	0.0	0	0	0	0	0
Oct. 22	at Oklahoma St.	3 (0)	0.0	0.0	0	0	0	0	0
Nov. 5	at Kansas State	0 (0)	0.0	0.0	0	0	0	0	0
Nov. 12	TCU	1 (0)	0.0	0.0	0	0	0	0	0
Nov. 19	at Kansas	1 (1)	1.0	0.0	0	0	0	0	0
Nov. 25	Baylor	4 (2)	1.0	1.0	0	0	0	0	0
Dec. 29	vs. Washington	+1 (0)	0.0	0.0	0	0	0	0	0

COLLINS' 2023 GAME-BY-GAME DEFENSIVE STATS

Date	Opponent	TKL(Solo)	TFL	Sacks	Int	PBU	FF	FR	Blk
Sep. 2	Rice	0 (0)	0.0	0.0	0	1	0	0	0
Sep. 9	at Alabama	1 (0)	0.0	0.0	0	0	0	0	0
Sep. 16	Wyoming	3 (2)	0.0	0.0	0	0	0	0	0
Sep. 23	at Baylor	1 (1)	0.0	0.0	0	0	0	0	0
Sep. 30	Kansas	1 (0)	0.0	0.0	0	0	0	0	0
Oct. 7	vs. Oklahoma	2 (1)	0.0	0.0	0	1	0	0	0
Oct. 21	at Houston	1 (1)	1.0	1.0	0	0	0	0	0
Oct. 28	BYU	0 (0)	0.0	0.0	0	0	0	0	0
Nov. 4	Kansas State	0 (0)	0.0	0.0	0	0	0	0	0
Nov. 11	at TCU	1 (1)	0.0	0.0	0	0	0	0	0
Nov. 18	at Iowa State	3 (0)	1.0	1.0	0	0	0	0	0
Nov. 24	Texas Tech								

COLLINS' CAREER DEFENSIVE STATS

Year	G	Tkl	Solo	TFL-Yds	Sack-Yds	Int	PBU	FF	FR	Blk
2020	10	23	12	2.5-11	1.5-8	1	3	0	0	0
2021	12	25	15	5.0-21	2.0-15	0	0	1	0	0
2022	12	17	7	3.0-10	1.0-4	0	0	0	0	0
2023	11	13	9	2.0-12	2.0-12	0	2	0	0	0
Career	45	78	43	12.5-54	6.5-39	1	5	1	0	0

CAREER HIGHS | OFFENSE & SPECIALISTS

BERT AUBURN, K

Points scored: 15, Kansas State, Nov. 4, 2023
Field goals made: 4, Alabama, Sept. 10, 2022; Kansas State, Nov. 4, 2023
Field goal attempts: 5, Alabama, Sept. 10, 2022
Longest field goal: 50, at Iowa State, Nov. 18, 2023
Kick PATs: 7, ULM, Sept. 3, 2022; vs. Oklahoma, Oct. 8, 2022; at Kansas, Nov. 19, 2022
Points by Kicking: 15, Kansas State, Nov. 4, 2023
Receptions: 1, at Houston, Oct. 21, 2023
Receiving yards: 1, at Houston, Oct. 21, 2023

KELVIN BANKS JR., OL

Tackles: 1, Kansas State, Nov. 4, 2023 (1-0)
Forced fumbles: 1, Kansas State, Nov. 4, 2023

CJ BAXTER, RB

Rush attempts: 20, at Iowa State, Nov. 18, 2023
Rush yards: 117, at Iowa State, Nov. 18, 2023 (20 carries)
Long rush: 54, Kansas State, Nov. 4, 2023
Rush TDs: 1, at Baylor, Sept. 23, 2023; at Houston, Oct. 21, 2023; Kansas State, Nov. 4, 2023
Receptions: 5, at Iowa State, Nov. 18, 2023
Receiving yards: 21, at Alabama, Sept. 9, 2023
Long reception: 15, Kansas, Sept. 30, 2023
Total offense attempts: 25, at Iowa State, Nov. 18, 2023 (20 rush, 5 rec)
Total offense yards: 130, at Iowa State, Nov. 18, 2023 (117 rush, 13 pass)
All-purpose yards: 130, at Iowa State, Nov. 18, 2023 (117 rush, 13 rec)

PATRICK BAYOUTH, TE

Tackles: 2, Rice, Sept. 18, 2021 (0-2)

JAYDON BLUE, RB

Rush attempts: 10, Rice, Sept. 2, 2023
Rush yards: 55, Rice, Sept. 2, 2023 (10 carries)
Long rush: 34, BYU, Oct. 28, 2023
Rush TDs: 1, BYU, Oct. 28, 2023
Receptions: 4, at Iowa State, Nov. 18, 2023
Receiving yards: 31, at Iowa State, Nov. 18, 2023
Total offense attempts: 11, at Iowa State, Nov. 18, 2023 (7 rush, 4 rec)
Total offense yards: 55, Rice, Sept. 2, 2023 (55 rush, 0 pass)
All-purpose yards: 55, Rice, Sept. 2, 2023 (55 rush, 0 rec)
Tackles: 1, Kansas, Sept. 30, 2023 (1-0)

JONATHON BROOKS, RB

Rush attempts: 22, vs. Oklahoma, Oct. 7, 2023; Kansas State, Nov. 4, 2023
Rush yards: 218, Kansas, Sept. 30, 2023 (21 carries)
Rush TDs: 2, at Kansas, Nov. 19, 2022; at Baylor, Sept. 23, 2023; Kansas, Sept. 30, 2023
Long rush: 70, at Kansas, Nov. 19, 2022
Receptions: 8, at Houston, Oct. 21, 2023
Receiving yards: 74, at TCU, Nov. 11, 2023
Long reception: 73, at TCU, Nov. 11, 2023
Total offense attempts: 28, at Houston, Oct. 21, 2023 (20 rush, 8 pass)
Total offense yards: 218, Kansas, Sept. 30, 2023 (218 rush, 0 pass)
All-purpose yards: 241, Kansas, Sept. 30, 2023 (218 rush, 23 rec)
Tackles: 1, Baylor, Nov. 25, 2022 (0-1); BYU, Oct. 28, 2023 (1-0); Kansas State, Nov. 4, 2023 (1-0)

CASEY CAIN, WR

Receptions: 4, vs. Washington (Alamo Bowl), Dec. 29, 2022
Receiving yards: 108, vs. Washington (Alamo Bowl), Dec. 29, 2022
Long reception: 49, vs. Washington (Alamo Bowl), Dec. 29, 2022
All-purpose yards: 108, vs. Washington (Alamo Bowl), Dec. 29, 2022

HAYDEN CONNER, OL

Tackles: 1, vs. Oklahoma, Oct. 7, 2023 (1-0)

JOHNTAY COOK II, WR

Receptions: 2, Rice, Sept. 2, 2023
Receiving Yards: 42, Rice, Sept. 2, 2023
Long reception: 51, at Baylor, Sept. 23, 2023

JUAN DAVIS, TE

Receptions: 1, at Arkansas, Sept. 11, 2021
Rush Attempts: 1, at Baylor, Oct. 30, 2021
Rush yards: 3, at Baylor, Oct. 30, 2021

QUINN EWERS, QB

Pass attempts: 49, at Oklahoma State, Oct. 22, 2022
Pass completions: 31, vs. Washington (Alamo Bowl), Dec. 29, 2022; vs. Oklahoma, Oct. 7, 2023
Pass yards: 369, vs. Washington (Alamo Bowl), Dec. 29, 2022
Passing Touchdowns: 4, vs. Oklahoma, Oct. 8, 2022
Rush attempts: 8, vs. Oklahoma, Oct. 7, 2023
Rush yards: 40, Kansas, Sept. 30, 2023 (7 attempts)
Long rush: 30, Kansas, Sept. 30, 2023
Long pass: 51, at Baylor, Sept. 23, 2023
Total offense attempts: 49, at Oklahoma State, Oct. 22, 2022
Total offense yards: 375, vs. Washington, Dec. 9, 2023 (369 pass, 6 rush)
Receptions: 1, at Alabama, Sept. 9, 2023
Long reception: 3, at Alabama, Sept. 9, 2023

SAWYER GORAM-WELCH, OL

Tackles: 1, vs. Colorado, Dec. 29, 2020 (1-0); Rice, Sept. 18, 2021 (0-1)

GUNNAR HELM, TE

Receptions: 4, vs. Oklahoma, Oct. 7, 2023
Receiving yards: 67, vs. Oklahoma, Oct. 7, 2023
Long reception: 31, at Iowa State, Nov. 18, 2023
Touchdowns: 1, vs. Oklahoma, Oct. 7, 2023
All-purpose yards: 67, vs. Oklahoma, Oct. 7, 2023 (0 rush, 67, rec)
Tackles: 1, Wyoming, Sept. 16, 2023 (1-0)

ADONAI MITCHELL, WR

Receptions: 10, Kansas, Sept. 30, 2023
Receiving Yards: 149, Kansas State, Nov. 4, 2023
Touchdown Receptions: 2, at Alabama, Sept. 9, 2023; BYU, Oct. 28, 2023
Long reception: 47, Kansas State, Nov. 4, 2023
Points scored: 12, at Alabama, Sept. 9, 2023; BYU, Oct. 28, 2023
Rush attempts: 1, at Alabama, Sept. 9, 2023; Kansas, Sept. 30, 2023
Long rush: 4, at Alabama, Sept. 9, 2023

DEANDRE MOORE JR., WR

Kickoff returns: 1, at TCU, Nov. 11, 2023
Kickoff return yards: 15, at TCU, Nov. 11, 2023

MAALIK MURPHY, QB

Pass attempts: 37, Kansas State, Nov. 4, 2023
Pass completions: 19, Kansas State, Nov. 4, 2023
Pass yards: 248, Kansas State, Nov. 4, 2023
Passing TDs: 2, BYU, Oct. 28, 2023
Long pass: 47, Kansas State, Nov. 4, 2023
Total offense attempts: 37, Kansas State, Nov. 4, 2023 (37 pass, 0 rush)
Total offense yards: 248, Kansas State, Nov. 4, 2023 (248 pass, 0 rush)

ISAIAH NEYOR, WR

Receptions: 1, Rice, Sept. 2, 2023
Receiving Yards: 14, Rice, Sept. 2, 2023
Long reception: 14, Rice, Sept. 2, 2023

SAVION RED, RB

Rush Attempts: 4, BYU, Oct. 28, 2023
Rush yards: 15, BYU, Oct. 28, 2023 (4 carries)
Rushing TDs: 1, at Houston, Oct. 21, 2023
Long Rush: 8, Rice, Sept. 2, 2023
Receptions: 2, at Kansas State, Nov. 5, 2022; at Kansas, Nov. 19, 2022
Receiving yards: 20, at Kansas State, Nov. 5, 2022
Long Reception: 18, at Kansas State, Nov. 5, 2022
All-purpose yards: 20, at Kansas State, Nov. 5, 2022
Pass Attempts: 1, vs. Oklahoma, Oct. 7, 2023
Pass Completions: 1, vs. Oklahoma, Oct. 7, 2023
Passing yards: 25, vs. Oklahoma, Oct. 7, 2023

KEILAN ROBINSON, RB

Rush attempts: 9, at West Virginia, Nov. 20, 2021
Rush yards: 111, at West Virginia, Nov. 20, 2021 (9 carries)
Long rush: 65, vs. Rice, Sept. 18, 2021
Total offense attempts: 10, at West Virginia, Nov. 20, 2021 (9 rush, 1 rec)
Total offense yards: 111, at West Virginia, Nov. 20, 2021 (111 rush, 0 pass)
All-purpose yards: 127, at West Virginia, Nov. 20, 2021 (111 rush, 16 rec)
Receptions: 2, vs.. TCU Oct. 2, 2021; at Texas Tech, Sept. 24, 2022
Receiving yards: 35, at Texas Tech, Sept. 24, 2022 (1 reception)
Long reception: 35 yards, at Texas Tech, Sept. 24, 2022
Tackles: 1, at TCU, Oct. 2, 2021 (1-0); West Virginia, Oct. 1, 2022 (1-0); Iowa State, Oct. 15, 2022 (1-0); at Kansas, Nov. 19, 2022 (1-0)
Kickoff returns: 4, at Oklahoma State, Oct. 22, 2022
Kickoff return yards: 109, at Oklahoma State, Oct. 22, 2022
Long kickoff return: 52, TCU, Nov. 12, 2022
Blocked punt return for TD: 1, ULM, Sept. 3, 2022
Fumble Recoveries: 1, at Oklahoma State, Oct. 22, 2022

RYAN SANBORN, P

Punts: 4, Wyoming, Sept. 16, 2023; at Baylor, Sept. 23, 2023; Kansas State, Nov. 4, 2023; at Iowa State, Nov. 18, 2023
Punt Yards: 193, Wyoming, Sept. 16, 2023
Long Punt: 64, BYU, Oct. 28, 2023
Inside 20: 2, Kansas State, Nov. 4, 2023; at Iowa State, Nov. 18, 2023
Pass attempts: 1, at Houston, Oct. 21, 2023
Pass completions: 1, at Houston, Oct. 21, 2023
Passing yards: 1, at Houston, Oct. 21, 2023

JA'TAVION SANDERS, TE

Points scored: 12, West Virginia, Oct. 1, 2022; vs. Oklahoma, Oct. 8, 2022
Touchdowns: 2, West Virginia, Oct. 1, 2022; vs. Oklahoma, Oct. 8, 2022
Receptions: 7, TCU, Nov. 12, 2022
Receiving yards: 114, at Alabama, Sept. 9, 2023
Long reception: 50, at Alabama, Sept. 9, 2023
All-purpose yards: 114, at Alabama, Sept. 9, 2023

LANCE ST. LOUIS, LS

Tackles: 1, Kansas State, Nov. 4, 2023 (0-1)

WILL STONE, K

Tackles: 2, BYU, Oct. 28, 2023 (2-0)

QUINTREVION WISNER, RB

Rush attempts: 2, Kansas, Sept. 30, 2023
Rush yards: 2, Kansas, Sept. 30, 2023 (2 carries)
Long rush: 2, Kansas, Sept. 30, 2023
Tackles: 1, Rice Sept. 2, 2023 (0-1); at Baylor, Sept. 23, 2023 (1-0); at Houston, Oct. 21, 2023 (1-0); BYU, Oct. 28, 2023 (0-1)

JORDAN WHITTINGTON, WR

Points scored: 6, at Kansas State, Dec. 05, 2020; vs. Louisiana, Sept. 4, 2021; Texas Tech, Sept. 25, 2021, at TCU, Oct. 2, 2021
Touchdowns: 1, at Kansas State, Dec. 05, 2020; vs.. Louisiana, Sept. 4, 2021; Texas Tech, Sept. 25, 2021, at TCU, Oct. 2, 2021
Rush attempts: 1, at Kansas State, Dec. 05, 2020; vs. Colorado, Dec. 29, 2020; UTEP, Sept. 12, 2020
Rush yards: 20, vs. Colorado, Dec. 29, 2020 (1 carries)
Rush TDs: 1, at Kansas State, Dec. 05, 2020
Long rush: 20, vs. Colorado, Dec. 29, 2020
Receptions: 10, vs. Oklahoma, Oct. 10, 2020; vs. Oklahoma, Oct. 7, 2023
Receiving yards: 115, vs. Oklahoma, Oct. 7, 2023
Long reception: 43, UTEP, Sept. 12, 2020
All-purpose yards: 131, vs. Oklahoma, Oct. 7, 2023 (16 rush, 115 rec)
Forced fumbles: 1, at TCU, Nov. 11, 2023

XAVIER WORTHY, WR

Receptions: 14, Kansas, Nov. 13, 2021
Receiving yards: 261, vs. Oklahoma, Oct. 9, 2021 (9 reception)
Long reception: 75, vs. Oklahoma, Oct. 9, 2021
Touchdown receptions: 3, vs. Texas Tech, Sept. 25, 2021; Kansas, Nov. 13, 2021
All-purpose yards: 286, vs. Oklahoma, Oct. 9, 2021 (261 rec, 7r, 18 KR)
Long pass completion: 35, at Baylor, Sept. 23, 2023
Rush attempts: 1, Oklahoma, Oct. 9, 2021; ULM, Sept. 3, 2022; vs. Oklahoma, Oct. 8, 2022; at Alabama, Sept. 9, 2023; Wyoming, Sept. 16, 2023; Kansas State, Nov. 4, 2023
Long rush: 16, Kansas State, Nov. 4, 2023; at Iowa State, Nov. 18, 2023
Kick returns: 1, vs. Oklahoma, Oct. 9, 2021
Kick return yards: 18, vs. Oklahoma, Oct. 9, 2021
Punt returns: 3, ULM, Sept. 3, 2022; Alabama, Sept., 10, 2022; at Oklahoma State, Oct. 22, 2022
Punt return yards: 56, at Oklahoma State, Oct. 22, 2022 (3 returns)
Long punt return: 74, BYU, Oct. 28, 2023
Punt return TDs: 1, BYU, Oct. 28, 2023
Tackles: 1, Oklahoma State, Oct. 16, 2021 (1-0); Kansas State, Nov. 26, 2021 (1-0); Kansas, Sept. 30, 2023 (1-0)
Fumble recovery: 1, at TCU, Nov. 11, 2023

CAREER HIGHS | DEFENSE

JAHDAE BARRON, DB

Points scored: 6, at Texas Tech, Sept. 26, 2020
Touchdowns: 1, at Texas Tech, Sept. 26, 2020 ; vs. UTSA, Sept. 17, 2022
Interceptions: 1, vs. UTSA, Sept. 17, 2022; vs. Oklahoma, Oct. 8, 2022; at Alabama, Sept. 9, 2023
Interception returns for TD: 1, vs. UTSA, Sept. 17, 2022
All-purpose yards: 2, at Texas Tech, Sept. 26, 2020
Punt return yards: 2, at Texas Tech, Sept. 26, 2020 (0 returns)
Long punt return: 2, at Texas Tech, Sept. 26, 2020
Tackles: 12, at Oklahoma State, Oct. 22, 2022 (6-6)
Solo tackles: 8, TCU, Nov. 12, 2022
Sacks: 1, Baylor, Nov. 25, 2022
Tackles for loss: 3.5, TCU, Nov. 12, 2022
Pass breakups: 1, UTEP, Sept. 12, 2020; Kansas, Nov.. 13, 2021; at West Virginia, Nov. 20, 2021; at Houston, Oct. 21, 2023; BYU, Oct. 28, 2023
Forced fumbles: 1, at Iowa State, Nov.. 6, 2021
Fumbles recovered: 1, TCU, Nov. 12, 2022; Kansas, Sept. 30, 2023

MORICE BLACKWELL JR., LB

Tackles: 6, at Kansas, Nov. 19, 2022 (4-2)
Solo Tackles: 4, at Kansas, Nov. 19, 2022 (4-2)
Tackles for loss: 2, BYU, Oct. 28, 2023 (2.0-3)
QB Hurries: 1, Kansas, Nov. 13, 2021
Pass breakup, 1, at Kansas State, Nov. 5, 2022
Blocked punts: 1, at Oklahoma State, Oct. 22, 2022

JARAY BLEDSOE, DL

Tackles: 1, ULM, Sept. 3, 2022 (0-1); vs. Oklahoma, Oct. 7, 2023 (0-1)
QB Hurries: 1, Kansas, Sept. 30, 2023; BYU, Oct. 28, 2023 (0-1)

X'AVION BRICE, DB

Tackles: 1, at Kansas, Nov. 19, 2022 (1-0); BYU, Oct. 28, 2023 (1-0)

TERRENCE BROOKS, DB

Tackles: 5, vs. Oklahoma, Oct. 7, 2023 (4-1)
Solo Tackles: 4, vs. Oklahoma, Oct. 7, 2023 (4-1)
Pass Breakups: 2, vs. Washington, Dec. 29, 2022; vs. Oklahoma, Oct. 7, 2023
Interceptions: 1, BYU, Oct. 28, 2023

VERNON BROUGHTON, DL

Tackles: 2, vs. Colorado, Dec. 29, 2020 (2-0); Texas Tech, Sept. 25, 2021 (0-2); ULM, Sept. 3, 2022 (1-1); at Texas Tech, Sept. 24, 2022 (2-0); Rice, Sept. 2, 2023; at TCU, Nov. 11, 2023 (2-0)
Sacks: 1.0, vs. Colorado, Dec. 29, 2020 (1-0); at Baylor, Sept. 23, 2023 (1.0-8)
Tackles for loss: 1.0, vs. Colorado, Dec. 29, 2020; at Texas Tech, Sept. 24, 2022; Wyoming, Sept. 16, 2023; at Baylor, Sept. 23, 2023 (1.0-8)
QB Hurries: 1, at Baylor, Sept. 23, 2023

AARON BRYANT, DL

Tackles: 1, at Baylor, Sept. 23, 2023 (1-0)
Solo tackles: 1, at Baylor, Sept. 23, 2023 (1-0)

ETHAN BURKE, EDGE

Tackles: 6, vs. Oklahoma, Oct. 7, 2023 (3-3)
Solo Tackles: 4, at Alabama, Sept. 9, 2023 (4-0)
Sacks: 2, Kansas State, Nov. 5, 2023 (2.0-16)
Tackles for loss: 2, at Alabama, Sept. 9, 2023 (2.0-10); Kansas State, Nov. 5, 2023 (2.0-16)
QB Hurry: 1, UTSA, Sept. 17, 2022; Kansas State, Nov. 5, 2023

JETT BUSH, LB

Tackles: 4, at Kansas State, Dec. 05, 2020 (2-2); vs. Oklahoma, Oct. 10, 2020 (4-0); vs. Oklahoma, Oct. 8, 2022 (1-3)
Sacks: 1.0, vs. Louisiana, Sept. 4, 2021 (1.0-9); at Baylor, Sept. 23, 2023 (1.0-8)
Tackles for loss: 1.0, vs. Oklahoma, Oct. 10, 2020 (1-0); at Iowa State, Nov. 6, 2021 (1.0-1); at Baylor, Sept. 23, 2023 (1.0-8)
Fumbles forced: 1, vs. Colorado, Dec. 29, 2020
Fumbles recovered: 1, at TCU, Oct. 26, 2019; Rice, Sept. 2, 2023
Pass breakups: 1, Kansas State, Nov. 5, 2023

JALEN CATALON, DB

Tackles: 7, at Alabama, Sept. 9, 2023 (6-1)
Solo tackles: 6, at Alabama, Sept. 9, 2023
Tackles for loss: 1.0 at Alabama, Sept. 9, 2023 (1.0-1)
Forced Fumbles: 1, Kansas, Sept. 30, 2023

TRILL CARTER, DL

Tackles: 2, Rice, Sept. 2, 2023 (1-1); vs. Oklahoma, Oct. 7, 2023 (0-2); Kansas State, Nov. 5, 2023 (0-2)

ALFRED COLLINS, DL

Interceptions: 1, vs. Colorado, Dec. 29, 2020
Tackles: 5, vs. Colorado, Dec. 29, 2020 (1-4); Oklahoma State, Oct.. 16, 2021 (3-2)
Sacks: 1.0, UTEP, Sept. 12, 2020 (1-0); Texas Tech, Sept. 25, 2021; vs. Oklahoma, Oct. 9, 2021 (1.0-7); Iowa State, Oct. 15, 2022 (1.0-3); Baylor, Nov. 25, 2022 (1.0-4); at Iowa State, Nov. 18, 2023 (1-4)
Tackles for loss: 2.0, Texas Tech, Sept. 25, 2021 (2.0-9)
Pass breakups: 1, vs. Colorado, Dec. 29, 2020 ; West Virginia, Nov. 07, 2020; Baylor, Oct. 24, 2020 ; Rice, Sept. 2, 2023; Wyoming, Sept. 16, 2023; vs. Oklahoma, Oct. 7, 2023
Forced Fumbles: 1, at Baylor, Oct. 20, 2021
QB Hurries: 2, at Iowa State, Nov.. 6, 2021

KITAN CRAWFORD, DB

Tackles: 7, at Oklahoma State, Oct. 22, 2022 (5-2)
Solo tackles: 5, at Oklahoma State, Oct. 22, 2022
Tackles for loss: 1.0, at Kansas State, Dec. 05, 2020 (1-0); vs. Oklahoma, Oct. 8, 2022 (1-2)
Pass breakups: 1, at Oklahoma State, Oct. 22, 2022; BYU, Oct. 28, 2023
Blocked Field Goals: 1, TCU, Nov. 12, 2022
Blocked Punt: 1, vs. Oklahoma, Oct. 7, 2023

JUSTICE FINKLEY, EDGE

Tackles: 5, BYU, Oct. 28, 2023 (1-4)
Solo tackles: 2, at Houston, Oct. 21, 2023 (2-0)
Tackles for Loss: 1.0, at Baylor, Sept. 23, 2023 (1.0-10); BYU, Oct. 28, 2023 (1.0-13)
Sacks: 1.0, at Baylor, Sept. 23, 2023 (1.0-10); at Houston, Oct. 21, 2023 (1.0-8)
QB hurry: 1, at Kansas, Nov. 19, 2022; BYU, Oct. 28, 2023; Kansas State, Nov. 5, 2023
Forced fumbles: 1, BYU, Oct. 28, 2023

JAYLAN FORD, LB

Tackles: 15, UTSA, Sept. 17, 2022 (10-5)
Solo tackles: 10, UTSA, Sept. 17, 2022
Tackles for loss: 2.5, at Houston, Oct. 21, 2023 (2.5-11)
Forced fumbles: 1, UTSA, Sept. 17, 2022; at Texas Tech, Sept. 24, 2022; at Kansas State, Nov. 5, 2022; at Houston, Oct. 21, 2023
Fumble recoveries: 1, Iowa State, Oct. 15, 2022; at Kansas State, Nov. 5, 2022; Kansas State, Nov. 5, 2023
Interceptions: 1, Iowa State, Oct. 15, 2022; at Kansas State, Nov. 5, 2022; at Kansas, Nov. 19, 2022; Rice, Sept. 2, 2023; at Baylor, Sept. 23, 2023

DAVID GBENDA, LB

Tackles: 6, Rice Sept. 2, 2023 (3-3); at Alabama, Sept. 9, 2023 (3-3)
Solo Tackles: 3, UTSA, Sept. 17, 2022 (3-0); Rice, Sept. 2, 2023 (3-3); at Alabama, Sept. 9, 2023 (3-3); Wyoming, Sept. 16, 2023 (2-4)
Tackles for Loss: 1.5, at Iowa State, Nov. 18, 2023 (1.5-3)
Sacks: 1.0, at Alabama, Sept. 9, 2023 (1.0-10)
QB Hurries: 1, at Baylor, Sept. 23, 2023
Pass Breakup: 1, at Iowa State, Nov. 18, 2023

JAYLON GUILBEAU, DB

Tackles: 5, UTSA, at Oklahoma State, Oct. 22, 2022
Solo tackles: 3, at Oklahoma State, Oct. 22, 2022
Tackles for loss: 0.5, UTSA, Sept. 17, 2022
Pass breakup: 1, ULM, Sept. 3, 2022; at Oklahoma State, Oct. 22, 2022; at Houston, Oct. 21, 2023
QB Hurries: 3, at Oklahoma State, Oct. 22, 2022

ANTHONY HILL JR., LB

Tackles: 8, vs. Oklahoma, Oct. 7, 2023 (5-3); at TCU, Nov. 11, 2023 (5-3)
Solo Tackles: 5, at Baylor, Sept. 23, 2023 (5-1); vs. Oklahoma, Oct. 7, 2023 (5-3); at TCU, Nov. 11, 2023 (5-3)
Sacks: 2, at Alabama, Sept. 9, 2023 (2.0-13)
Tackles for loss: 2, at Alabama, Sept. 9, 2023 (2.0-13)
Quarterback hurries: 1, at Alabama, Sept. 9, 2023; BYU, Oct. 28, 2023; at TCU, Nov. 11, 2023
Pass breakups: 1, vs. Oklahoma, Oct. 7, 2023; BYU, Oct. 28, 2023

GAVIN HOLMES, DB

Tackles: 4, at Baylor, Sept. 23, 2023 (4-0)
Solo Tackles: 4, at Baylor, Sept. 23, 2023 (4-0)

AUSTIN JORDAN, DB

Tackles: 2, Alabama, Sept. 10, 2022 (0-2)
Tackles for loss: 0.5, Alabama, Sept. 10, 2022 (0.5-2)
Interceptions: 1, Rice, Sept. 2, 2023

LIONA LEFAU, LB

Tackles: 1, Rice Sept. 2, 2023 (0-1); Wyoming, Sept. 16, 2023 (1-0); Kansas, Sept. 30, 2023 (1-0); at Houston, Oct. 21, 2023 (0-1); BYU, Oct. 28, 2023 (0-1)
Solo tackles: 1, Wyoming, Sept. 16, 2023 (1-0); Kansas, Sept. 30, 2023 (1-0); at TCU, Nov. 11, 2023 (1-0)

SYDIR MITCHELL, DL

Tackles: 1, Wyoming, Sept. 16, 2023 (1-0); Kansas, Sept. 30, 2023 (1-0)
Solo tackles: 1, Wyoming, Sept. 16, 2023 (1-0); Kansas, Sept. 30, 2023 (1-0)

MALIK MUHAMMAD, DB

Tackles: 5, Rice, Sept. 2, 2023 (5-0)
Solo tackles: 5, Rice, Sept. 2, 2023 (5-0)
Pass breakups: 1, Rice, Sept. 2, 2023; at Baylor, Sept. 23, 2023

BYRON MURPHY II, DL

Tackles: 5, at Texas Tech, Sept. 24, 2022 (4-1)
Sacks: 2.0, at Baylor, Sept. 23, 2023 (2.0-8)
Tackles for loss: 3.0, at Baylor, Sept. 23, 2023 (3.0-11)
QB Hurries: 3, BYU, Oct. 28, 2023
Touchdown receptions: Wyoming, Sept. 16, 2023
Long reception: 1, Wyoming, Sept. 16, 2023

BARRYN SORRELL, EDGE

Tackles: 11, TCU, Nov. 12, 2022
Solo Tackles: 4, TCU, Nov. 12, 2022 (4-7); vs. Oklahoma, Oct. 7, 2023 (4-1)
Tackles for loss: 3.0, TCU, Nov. 12, 2022
Sacks: 2.0, Kansas State, Nov. 4, 2023 (2.0-19)
QB hurry: 3, BYU, Oct. 28, 2023; Kansas State, Nov. 5, 2023
Forced fumbles: 1, at Oklahoma State, Oct. 22, 2022
Pass breakup: 1, TCU, Nov. 12, 2022

ZAC SWANSON, DL

Tackles: 1, ULM, Sept. 3, 2022 (1-0)

T'VONDRE SWEAT, DL

Tackles: 7, BYU, Oct. 28, 2023 (3-4)
Sacks: 1.0, vs. Oklahoma, Oct. 10, 2020 (1-0); Kansas State, Nov. 09, 2019 (1-0); at West Virginia, Nov.. 20, 2021 (1-4)
Tackles for loss: 2.0, vs. Oklahoma, Oct. 8, 2022 (2-5)
Fumbles forced: 1, vs. Oklahoma, Oct. 10, 2020
Fumbles recovered: 1, TCU, Oct. 03, 2020 ; Texas Tech, Nov. 29, 2019
Pass breakups: 1, Louisiana Tech, Aug. 31, 2019; at West Virginia, Oct. 5, 2019; West Virginia, Nov. 7, 2020; at TCU, Oct. 2, 2021; at Baylor, Oct. 30, 2021; at West Virginia, Nov. 20, 2021; at Texas Tech, Sept. 24, 2023; West Virginia, Oct. 1, 2022; Baylor, Nov. 11, 2022; vs. Washington, Dec. 29, 2022; at Baylor, Sept. 23, 2023; Kansas State, Nov. 4, 2023; at Iowa State, Nov. 18, 2023
Kicks Blocked: 1, at Iowa State, Nov. 18, 2023 (PAT)

MICHAEL TAAFFE, DB

Tackles: 8, at Houston, Oct. 21, 2023 (5-3)
Solo tackles: 5, at Houston, Oct. 21, 2023
Tackles for loss: 1.0, Kansas, Sept. 30, 2023
Interceptions: 1, at Houston, Oct. 21, 2023; BYU, Oct. 28, 2023; Kansas State, Nov. 5, 2023
Pass breakups: 1, at Oklahoma State, Oct. 22, 2022; Kansas, Sept. 30, 2023; at Houston, Oct. 21, 2023

J'MOND TAPP, EDGE

Tackles: 3, Wyoming, Sept. 16, 2023 (3-0)
Solo tackles: 3, Wyoming, Sept. 16, 2023 (3-0)
Tackles for Loss: 1.0, BYU, Oct. 28, 2023 (1.0-7)
QB Hurries: 1, UTSA, Sept. 17, 2022; at Baylor, Sept. 23, 2023

JERRIN THOMPSON, DB

All-purpose yards: 21, at Kansas State, Dec. 05, 2020
Interceptions: 1, at Kansas State, Dec. 05, 2020; at Alabama, Sept. 9, 2023; Wyoming, Sept. 16, 2023; at Iowa State, Nov. 18, 2023
Long interception return: 32, at Alabama, Sept. 9, 2023
Interception returns for Touchdown: 1, Wyoming, Sept. 16, 2023
Tackles: 10, West Virginia, Oct. 1, 2022 (6-4)
Tackles for loss: 1.0, at Arkansas, Sept. 11, 2021 (1.0-3); at Baylor, Oct.. 30, 2021 (1.0-2); Kansas, Nov.. 13, 2021 (1.0-1); t Kansas, Nov. 19, 2022 (1.0-2)
Fumbles forced, 1, vs. Rice, Sept. 18, 2021
Fumbles recovered: 1, Sacks: 0.5, vs. Louisiana, Sept. 4, 2021
Pass breakups: 3, at Oklahoma State, Oct. 22, 2022

RYAN WATTS, DB

Tackles: 8, Kansas State, Nov. 5, 2023 (7-1)
Solo Tackles: 7, Kansas State, Nov. 5, 2023
Tackles for loss: 2.0, TCU, Nov. 12, 2022 (2-14)
Sacks: 1.0, TCU, Nov. 12, 2022 (1-10)
Pass breakups: 2, at Texas Tech, Sept. 24, 2022
Interception: 1, at Oklahoma State, Oct. 22, 2022

DEREK WILLIAMS JR., DB

Tackles: 7, BYU, Oct. 28, 2023 (3-4)
Solo tackles: 3, at Baylor, Sept. 23, 2023 (3-0); BYU, Oct. 28, 2023 (3-4)
Tackles for loss: 1, BYU, Oct. 28, 2023 (1.0-1)
Pass breakups: 1, Rice, Sept. 2, 2023; at Houston, Oct. 21, 2023

2023 STATISTICS | OVERVIEW

2023 SCHEDULE & RESULTS

RECORD: 10-1 (7-1 BIG 12)
HOME: 5-0 ROAD: 5-0 NEUTRAL: 0-1

DATE	UT RANK	OPPONENT	W/L	SCORE	ATT
Sept. 2	11/12	RICE	W	37-10	98,017
Sept. 9	11/10	at No. 3/3 Alabama	W	34-24	100,077
Sept. 16	4/6	WYOMING	W	31-10	101,777
Sept. 23	3/6	at Baylor*	W	38-6	49,165
Sept. 30	3/5	KANSAS*	W	40-14	102,986
Oct. 7	3/4	vs. No. 12/12 Oklahoma* +	L	30-34	92,100
Oct. 21	8/8	at Houston*	W	31-24	42,812
Oct. 28	7/7	BYU*	W	35-6	101,670
Nov. 4	7/7/6	No. 23/25/RV KANSAS STATE*	W	33-30 (OT)	102,846
Nov. 11	7/7/7	at TCU*	W	29-26	50,812
Nov. 18	7/7/7	at Iowa State*	W	26-16	61,500
Nov. 24		TEXAS TECH*			

* Big 12 Conference game // + Cotton Bowl (Dallas)

TEAM TOTALS

	TEXAS	OPPONENTS
Scoring	364	200
Points per game	33.1	18.2
Points Off Turnovers	75	26
First Downs	240	196
Rushing	94	57
Passing	134	124
Penalty	12	15
Rushing Yardage	1958	910
Yards gained rushing	2193	1198
Yards lost rushing	235	288
Rushing attempts	416	320
Average per rush	4.7	2.8
Average per game	178.0	82.7
TDs Rushing	20	6
Passing Yardage	3039	2793
Comp-Att-Int	238-353-7	237-390-12
Average per pass	8.6	7.2
Average per catch	12.8	11.8
Average per game	276.3	253.9
TDs Passing	19	16
Total offense	4997	3703
Total plays	769	710
Average per play	6.5	5.2
Average per game	454.3	336.6
Kick returns: #-Yards	20-360	17-298
Punt returns: #-Yards	19-320	12-68
Int returns: #-Yards	12-167	7-110
Kick return average	18.0	17.5
Punt return average	16.8	5.7
Int return average	13.9	15.7
Fumbles-Lost	13-7	12-6
Penalties-Yards	66-524	50-387
Average per game	47.6	35.2
Punts-Yards	33-1468	55-2382
Average per punt	44.5	43.3
Net punt average	41.5	38.0
Kickoffs-Yards	73-4674	47-2932
Average per kick	64.0	62.4
Net kick average	41.2	40.2
Time of possession / game	30:56	28:54
3rd-down conversion	54/147	38/143
3rd-down pct	37%	27%
4th-down conversion	16/26	11/24
4th-down pct	62%	46%
Sacks by-Yards	29-198	22-138
Misc Yards	0	0
Touchdowns scored	42	22
Field goals - attempts	23-28	16-19
On-Side kicks	0-0	0-0
Red-zone scores	(33-42) 79%	(21-31) 68%
Red-zone touchdowns	(19-42) 45%	(12-31) 39%
PAT-attempts	(39-39) 100%	(18-19) 95%
2-point conversion-attempts	(1-3) 33%	(1-3) 33%
Attendance	507296	304374
Games / Avg per game	5/101459	5/60875
Neutral site games	-	1/92100

SCORE BY QUARTER

	1st	2nd	3rd	4th	OT	TOTAL
TEXAS	82	106	69	104	3	364
OPPONENTS	29	53	50	68	0	200

ATTENDANCE

Total	11 games	903,770 (82,161 avg)
Home	5 games	507,296 (101,458 avg)
Road	5 games	304,374 (60,875 avg)
Neutral	1 game	92,100 (92,100 avg)

RUSHING

NAME	G	ATT	GAIN	LOST	NET	AVG	TD	LONG	AVG/G
Jonathon Brooks	10	187	1158	19	1139	6.1	10	67	113.9
CJ Baxter	10	107	527	20	507	4.7	3	54	50.7
Jaydon Blue	11	36	190	5	185	5.1	1	34	16.8
Keilan Robinson	10	7	49	0	49	7.0	0	23	4.9
Savion Red	9	16	57	17	40	2.5	1	8	4.4
Xavier Worthy	11	4	35	0	35	8.8	0	16	3.2
Quinn Ewers	9	44	150	122	28	0.6	5	30	3.1
Jordan Whittington	11	2	20	4	16	8.0	0	20	1.5
Quintrevion Wisner	10	2	2	0	2	1.0	0	2	0.2
Adonai Mitchell	11	2	5	4	1	0.5	0	5	0.1
Maalik Murphy	6	1	0	18	-18	-18.0	0	0	-3.0
Team	11	8	0	26	-26	-3.3	0	0	-2.4
Total	11	416	2193	235	1958	4.7	20	67	178.0
Opponents	11	320	1198	288	910	2.8	6	62	82.7

PASSING

NAME	G	EFF	C-A-I	PCT	YDS	TD	LONG	YPG
Quinn Ewers	9	162.0	196-279-4	70.3	2513	16	73	279.2
Maalik Murphy	6	117.1	39-70-3	55.7	465	3	47	77.5
Ryan Sanborn	11	108.4	1-1-0	100.0	1	0	1	0.1
Xavier Worthy	11	394.0	1-1-0	100.0	35	0	35	3.2
Savion Red	9	310.0	1-1-0	100.0	25	0	25	2.8
Team	11	0.0	0-1-0	0.0	0	0	0	0.0
Total	11	153.5	238-353-7	67.4	3039	19	73	276.3
Opponents	11	128.3	237-390-12	60.8	2793	16	66	253.9

RECEIVING

NAME	G	NO	YDS	AVG	TD	LONG	AVG/G
Xavier Worthy	11	63	834	13.2	4	45	75.8
Adonai Mitchell	11	43	669	15.6	9	47	60.8
Jordan Whittington	11	30	346	11.5	1	31	31.5
Ja'Tavion Sanders	11	28	457	16.3	1	50	41.5
Jonathon Brooks	10	25	286	11.4	1	73	28.6
CJ Baxter	10	17	76	4.5	0	15	7.6
Gunnar Helm	11	11	171	15.5	2	31	15.5
Keilan Robinson	10	6	36	6.0	0	16	3.6
Johntay Cook II	11	6	107	17.8	0	51	9.7
Jaydon Blue	11	5	38	7.6	0	12	3.5
Isaiah Neyor	1	1	14	14.0	0	14	14.0
Quinn Ewers	9	1	3	3.0	0	3	0.3
Byron Murphy II	11	1	1	1.0	1	1	0.1
Bert Auburn	11	1	1	1.0	0	1	0.1
Total	11	238	3039	12.8	19	73	276.3
Opponents	11	237	2793	11.8	16	66	253.9

2023 STATISTICS | INDIVIDUAL

ALL-PURPOSE

NAME	G	RUSH	REC	PUNT RET	KO RET	IR	TOTAL	YPG
Jonathon Brooks	10	1139	286	0	0	0	1425	142.5
Xavier Worthy	11	35	834	310	0	0	1179	107.2
Adonai Mitchell	11	1	669	0	0	0	670	60.9
CJ Baxter	10	507	76	0	0	0	583	58.3
Ja'Tavion Sanders	11	0	457	0	0	0	457	41.5
Keilan Robinson	10	49	36	0	312	0	397	39.7
Jordan Whittington	11	16	346	3	4	0	369	33.5
Jaydon Blue	11	185	38	0	0	0	223	20.3
Gunnar Helm	11	0	171	0	0	0	171	15.5
Johntay Cook II	11	0	107	0	0	0	107	9.7
Savion Red	9	40	0	0	29	0	69	7.7
Jerrin Thompson	11	0	0	0	0	59	59	5.4
Michael Taaffe	11	0	0	0	0	45	45	4.1
Terrance Brooks	11	0	0	0	0	42	42	3.8
Quinn Ewers	9	28	3	0	0	0	31	3.4
Jahdae Barron	11	0	0	0	0	16	16	1.5
DeAndre Moore Jr.	6	0	0	0	15	0	15	2.5
Isaiah Neyor	1	0	14	0	0	0	14	14.0
Kitan Crawford	10	0	0	7	0	0	7	0.7
Jaylan Ford	11	0	0	0	0	5	5	0.5
Quintrevion Wisner	10	2	0	0	0	0	2	0.2
Byron Murphy II	11	0	1	0	0	0	1	0.1
Bert Auburn	11	0	1	0	0	0	1	0.1
Maalik Murphy	6	-18	0	0	0	0	-18	-3.0
Team	11	-26	0	0	0	0	-26	-2.4
Total	11	1958	3039	320	360	167	5844	531.3
Opponents	11	910	2793	68	298	110	4179	379.9

TOTAL OFFENSE

NAME	G	PLAYS	RUSH	PASS	YDS	YPG
Quinn Ewers	9	323	28	2513	2541	282.3
Jonathon Brooks	10	187	1139	0	1139	113.9
CJ Baxter	10	107	507	0	507	50.7
Maalik Murphy	6	71	-18	465	447	74.5
Jaydon Blue	11	36	185	0	185	16.8
Xavier Worthy	11	5	35	35	70	6.4
Savion Red	9	17	40	25	65	7.2
Keilan Robinson	10	7	49	0	49	4.9
Jordan Whittington	11	2	16	0	16	1.5
Quintrevion Wisner	10	2	2	0	2	0.2
Ryan Sanborn	11	1	0	1	1	0.1
Adonai Mitchell	11	2	1	0	1	0.1
Team	11	0	-26	0	-26	-2.4
Total	11	769	1958	3039	4997	454.3
Opponents	11	710	910	2793	3703	336.6

INTERCEPTIONS

NAME	NO	YDS	AVG	TD	LONG
Jerrin Thompson	3	59	19.7	1	32
Michael Taaffe	3	45	15.0	0	45
Jaylan Ford	2	5	2.5	0	5
Terrance Brooks	2	42	21.0	0	40
Jahdae Barron	1	16	16.0	0	16
Austin Jordan	1	0	0.0	0	0
Total	12	167	13.9	1	45
Opponents	7	110	15.7	0	40

FUMBLE RETURNS

NAME	NO	YDS	AVG	TD	LONG
Jett Bush	1	0	0.0	0	0
Jahdae Barron	1	0	0.0	0	0
Jaylan Ford	1	0	0.0	0	0
Vernon Broughton	1	0	0.0	0	0
Xavier Worthy	1	0	0.0	0	0
Jaray Bledsoe	1	0	0.0	0	0
Total	6	0	0.0	0	0
Opponents	7	0	0.0	0	0

PUNT RETURNS

NAME	NO	YDS	AVG	TD	LONG
Xavier Worthy	17	310	18.2	1	74
Kitan Crawford	1	7	7.0	0	7
Jordan Whittington	1	3	3.0	0	3
Malik Muhammad	0	0	0.0	1	0
Total	19	320	16.8	2	74
Opponents	12	68	5.7	0	18

KICK RETURNS

NAME	NO	YDS	AVG	TD	LONG
Keilan Robinson	15	312	20.8	0	45
Savion Red	2	29	14.5	0	21
Jett Bush	1	0	0.0	0	0
Jordan Whittington	1	4	4.0	0	4
DeAndre Moore Jr.	1	15	15.0	0	15
Total	20	360	18.0	0	45
Opponents	17	298	17.5	0	38

PUNTING

NAME	NO	YDS	AVG	LONG	TB	FC	I20	50+	BLK
Ryan Sanborn	32	1468	45.9	64	2	7	11	12	0
Team	1	0	0.0	0	0	0	0	0	1
Total	33	1468	44.5	64	2	7	11	12	1
Opponents	55	2382	43.3	61	0	18	17	15	1

KICKOFFS

NAME	NO	YDS	AVG	TB	OB	RETN	NET	YDLN
Will Stone	72	4609	64.0	40	1			
Ryan Sanborn	1	65	65.0	1	0			
Total	73	4674	64.0	41	1	17	41.2	23
Opponents	47	2932	62.4	25	1	19	40.2	24

2023 STATISTICS | QUARTERBACK DRIVE CHART

QUARTERBACK DRIVE CHART

	DRIVES STARTED	TDs	FGs	MFG	DRIVES ENDED BY		TO	SAFETY	CLOCK	POINTS SCORED	PTS/ DRIVE	QB EFFIC.
					PUNT	DOWN						
RICE												
Quinn Ewers	10	4	3	0	1	2	0	0	0	37	3.7	70.0%
Maalik Murphy	2	0	0	1	1	0	0	0	0	0	0.0	0.0%
AT ALABAMA												
Quinn Ewers	11	4	2	1	3	1	0	0	0	34	3.1	54.5%
Quinn Ewers/Team*	1	0	0	0	0	0	0	0	1	0	0.0	0.0%
WYOMING												
Quinn Ewers	9	3	1	0	4	0	1	0	0	24	2.7	44.4%
AT BAYLOR												
Quinn Ewers	10	5	1	1	3	0	0	0	0	38	3.8	60.0%
Maalik Murphy	1	0	0	0	1	0	0	0	0	0	0.0	0.0%
KANSAS												
Quinn Ewers	10	5	2	2	0	0	1	0	0	40	4.0	70.0%
Maalik Murphy	1	0	0	0	0	0	0	0	1	0	0.0	0.0%
VS. OKLAHOMA												
Quinn Ewers	11	2	3	0	1	1	3	0	1	23	2.1	45.5%
AT HOUSTON												
Quinn Ewers	9	3	1	0	2	2	0	0	1	24	2.7	44.4%
Maalik Murphy	2	1	0	0	1	0	0	0	0	7	3.5	50.0%
Team	1	0	0	0	0	0	0	0	1	0	0.0	0.0%
BYU												
Maalik Murphy	11	4	0	0	3	2	2	0	0	28	2.5	36.4%
KANSAS STATE												
Maalik Murphy	16	3	4	0	5	1	3	0	0	33	2.1	43.8%
AT TCU												
Quinn Ewers	12	3	3	0	4	1	1	0	0	29	2.4	50.0%
Quinn Ewers/Team*	1	0	0	0	0	0	0	0	1	0	0.0	0.0%
AT IOWA STATE												
Quinn Ewers	10	2	3	0	4	0	1	0	0	24	2.4	50.0%
Quinn Ewers/Team*	1	0	0	0	0	0	0	0	1	0	0.0	0.0%
TEXAS TECH												
PLAYER TOTALS												
Quinn Ewers	92	31	19	4	22	7	7	0	2	273	3.0	54.3%
Maalik Murphy	33	8	4	1	11	3	5	0	1	68	2.1	36.4%
Quinn Ewers/Team*	3	0	0	0	0	0	0	0	3	0	0.0	0.0%
Team	1	0	0	0	0	0	0	0	1	0	0.0	0.0%
TEXAS												
Quinn Ewers	129	39	23	5	33	10	12	0	6	341	2.6	48.1%
OPPONENTS	135	22	16	4	57	11	17	0	9	200	1.5	28.1%
CAREER TOTALS												
Quinn Ewers	194	66	32	7	52	13	17	1	6	557	2.9	50.5%
Malik Murphy	33	8	4	1	11	3	5	0	1	68	2.1	36.4%
Charles Wright	2	0	0	0	2	0	0	0	0	0	0.0	0.0%

KEY: FG - denotes successful field goal | MFG - denotes missed field goal | QB EFFIC is the percentage of drives that generated points |
Team - Team running out clock at the end of half | *Both quarterbacks participated in the drive

2023 STATISTICS | SCORING PLAYS

2023 SCORING DRIVES/NON-OFFENSIVE SCORES (66)

TIME	PLAYS-YARDS	RESULT	SCORING PLAY	OPPONENT
0:00	0-0	PAT	Austin Jordan 82 yd blocked point after return	at Iowa State
0:00	4-1	FG	Bert Auburn 42 yd field goal	Kansas State
0:00	0-0	TD	Xavier Worthy 74 yd punt return	BYU
0:00	0-0	TD	Malik Muhammad 0 yd blocked punt return	vs. Oklahoma
0:00	0-0	TD	Jerrin Thompson 27 yd interception return	Wyoming
0:04	1-8	TD	Adonai Mitchell 13 yd pass from Maalik Murphy	BYU
0:04	1-5	TD	Jonathon Brooks 5 yd rush	at Alabama
0:05	1-5	TD	Jonathon Brooks 5 yd rush	Kansas State
0:08	1-44	TD	Ja'Tavion Sanders 44 yd pass from Quinn Ewers	Rice
0:32	2-42	TD	CJ Baxter 7 yd rush	at Baylor
0:39	5-43	TD	Jonathon Brooks 22 yd rush	at TCU
0:46	2-55	TD	Jonathon Brooks 40 yd rush	at Baylor
0:48	2-75	TD	Jonathon Brooks 2 yd rush	at TCU
0:58	3-39	TD	Jaydon Blue 34 yd rush	BYU
1:01	4-75	TD	Xavier Worthy 44 yd pass from Quinn Ewers	Wyoming
1:06	3-57	TD	Gunnar Helm 31 yd pass from Quinn Ewers	at Iowa State
1:09	3-75	TD	Adonai Mitchell 7 yd pass from Quinn Ewers	at Alabama
1:13	3-47	TD	Adonai Mitchell 37 yards from Quinn Ewers	Kansas State
1:27	5-19	FG	Bert Auburn 37 yd field goal	Wyoming
1:29	4-75	TD	Xavier Worthy 44 yd pass from Quinn Ewers	at Alabama
1:31	5-71	TD	Jonathon Brooks 54 yd rush	Kansas
1:36	4-62	TD	Xavier Worthy from Quinn Ewers	at Houston
1:45	5-73	TD	Jonathon Brooks 29 yd rush	vs. Oklahoma
1:49	5-46	TD	Jonathon Brooks 2 yd rush	at Baylor
1:52	5-32	TD	Jonathon Brooks 1 yd rush	Kansas
1:58	6-53	TD	CJ Baxter 16 yd rush	at Houston
2:02	7-36	FG	Bert Auburn 46 yd field goal	Rice
2:25	10-58	FG	Bert Auburn 50 yd field goal	at Iowa State
2:32	6-52	FG	Bert Auburn 30 yd field goal	at TCU
2:36	6-55	FG	Bert Auburn 37 yd field goal	at Baylor
2:37	4-63	TD	CJ Baxter 54 yd run	Kansas State
2:40	6-75	TD	Jonathon Brooks 37 yd pass from Quinn Ewers	Rice
2:45	7-88	TD	Quinn Ewers 30 yard rush	Kansas
2:45	7-75	TD	Adonai Mitchell 39 yd pass from Quinn Ewers	at Alabama
2:50	5-63	FG	Bert Auburn 30 yd field goal	Kansas
2:54	6-75	TD	Quinn Ewers 5 yd rush	Wyoming
3:07	7-41	FG	Bert Auburn 49 yd field goal	Kansas State
3:07	6-26	TD	Jonathon Brooks 4 yd rush	BYU
3:25	8-72	TD	Adonai Mitchell 9 yd pass from Quinn Ewers	Kansas
3:28	7-95	TD	Xavier Worthy 21 yd pass from Quinn Ewers	at Baylor
3:28	9-75	TD	Quinn Ewers 29 yd rush	at Baylor
3:32	11-58	FG	Bert Auburn 47 yd field goal	vs. Oklahoma
3:30	10-68	FG	Bert Auburn 25 yd field goal	vs. Oklahoma
3:41	7-11	FG	Bert Auburn 39 yd field goal	at Iowa State
3:35	9-54	TD	Quinn Ewers 1 yd rush	Rice
3:40	8-62	TD	Adonai Mitchell 9 yd pass from Quinn Ewers	Rice
3:41	9-50	FG	Bert Auburn 27 yd field goal	Rice
3:45	10-26	FG	Bert Auburn 32 yd field goal	at Alabama
3:58	9-79	FG	Bert Auburn 32 yd field goal	Kansas State
3:59	10-75	TD	Adonai Mitchell 30 yd pass from Maalik Murphy	BYU
4:17	10-67	FG	Bert Auburn 45 yd field goal	vs. Oklahoma
4:19	11-31	FG	Bert Auburn 25 yd field goal	at Houston
4:25	9-91	TD	Jordan Whittington 23 yd pass from Quinn Ewers	at Iowa State
4:25	16-66	FG	Bert Auburn 49 yd field goal	Rice
4:31	9-58	TD	Savion Red 1 yd rush	at Houston
4:41	9-85	TD	Gunnar Helm 22 yd pass from Quinn Ewers	vs. Oklahoma
4:54	13-85	TD	Adonai Mitchell 6 yd pass from Quinn Ewers	at TCU
4:58	11-75	TD	Adonai Mitchell 14 yd pass from Quinn Ewers	at Houston
5:03	9-43	FG	Bert Auburn 32 yd field goal	at TCU
5:09	10-44	FG	Bert Auburn 49 yd field goal	at TCU
5:51	12-75	TD	Quinn Ewers 1 yd rush	Kansas
6:25	14-82	FG	Bert Auburn 29 yd field goal	at Alabama
6:26	11-56	FG	Bert Auburn 42 yd field goal	at Iowa State
6:26	14-76	FG	Bert Auburn 26 yd field goal	Kansas
6:27	14-69	FG	Bert Auburn 34 yd field goal	Kansas State
8:03	17-90	TD	Byron Murphy II 1 yd pass from Quinn Ewers	Wyoming

2023 STATISTICS | BIG PLAYS

20-YARD PLAYS (61)

YDS	TYPE	NAME	OPPONENT
73	Pass	Jonathon Brooks from Quinn Ewers	at TCU
67	Rush	Jonathon Brooks	Kansas
61	Rush	Jonathon Brooks	Wyoming
54*	Rush	CJ Baxter	Kansas State
54	Rush	Jonathon Brooks	Kansas
51	Pass	Johntay Cook II from Quinn Ewers	at Baylor
50	Pass	Ja'Tavion Sanders from Quinn Ewers	at Alabama
49	Pass	Ja'Tavion Sanders from Quinn Ewers	at Baylor
47	Pass	Adonai Mitchell from Maalik Murphy	Kansas State
45	Pass	Xavier Worthy from Quinn Ewers	at TCU
44*	Pass	Xavier Worthy from Quinn Ewers	Wyoming
44*	Pass	Xavier Worthy from Quinn Ewers	at Alabama
44*	Pass	Ja'Tavion Sanders from Quinn Ewers	Rice
42*	Pass	Xavier Worthy from Quinn Ewers	at Houston
40*	Rush	Jonathon Brooks	at Baylor
39	Pass	Xavier Worthy from Quinn Ewers	vs. Oklahoma
39	Pass	Xavier Worthy from Quinn Ewers	Kansas
39*	Pass	Adonai Mitchell from Quinn Ewers	at Alabama
38	Rush	Jonathon Brooks	BYU
37*	Pass	Adonai Mitchell from Maalik Murphy	Kansas State
37*	Pass	Jonathon Brooks from Quinn Ewers	Rice
35	Pass	Adonai Mitchell from Quinn Ewers	at TCU
35	Pass	Ja'Tavion Sanders from Xavier Worthy	at Baylor
34*	Rush	Jaydon Blue	BYU
34	Pass	Ja'Tavion Sanders from Quinn Ewers	at Alabama
32	Pass	Adonai Mitchell from Quinn Ewers	at Alabama
32	Rush	CJ Baxter	Rice
31*	Pass	Gunnar Helm from Quinn Ewers	at Iowa State
31	Rush	Jonathon Brooks	vs. Oklahoma
31	Pass	Jordan Whittington from Quinn Ewers	at Alabama
30	Pass	Jordan Whittington from Quinn Ewers	at Iowa State
30	Pass	Xavier Worthy from Quinn Ewers	at Iowa State
30*	Pass	Adonai Mitchell from Maalik Murphy	BYU
30*	Rush	Quinn Ewers	Kansas
29*	Rush	Jonathon Brooks	vs. Oklahoma
29*	Rush	Quinn Ewers	at Baylor
28	Pass	Jordan Whittington from Quinn Ewers	vs. Oklahoma
27	Rush	Jonathon Brooks	Kansas State
26	Pass	Xavier Worthy from Quinn Ewers	vs. Oklahoma
26	Pass	Johntay Cook II from Quinn Ewers	Kansas
26	Pass	Jordan Whittington from Quinn Ewers	Rice
25	Pass	Gunnar Helm from Savion Red	vs. Oklahoma
24	Pass	Xavier Worthy from Maalik Murphy	Kansas State
24	Pass	Xavier Worthy from Quinn Ewers	Rice
23*	Pass	Jordan Whittington from Quinn Ewers	at Iowa State
23	Rush	CJ Baster	at Iowa State
23	Rush	Keilan Robinson	BYU
23	Pass	Ja'Tavion Sanders from Quinn Ewers	at Houston
23	Pass	Xavier Worthy from Quinn Ewers	Kansas
23	Pass	Jonathon Brooks from Quinn Ewers	Kansas
22*	Rush	Jonathon Brooks	at TCU
22*	Pass	Gunnar Helm from Quinn Ewers	vs. Oklahoma
22	Pass	Adonai Mitchell from Quinn Ewers	Kansas
21	Rush	Jonathon Brooks	Kansas State
21	Pass	Gunnar Helm from Quinn Ewers	at Baylor
21*	Pass	Xavier Worthy from Quinn Ewers	at Baylor
20	Pass	Adonai Mitchell from Quinn Ewers	at TCU
20	Pass	Ja'Tavion Sanders from Maalik Murphy	BYU
20	Rush	Jordan Whittington	vs. Oklahoma
20	Pass	Adonai Mitchell from Quinn Ewers	Kansas
20	Rush	Jonathon Brooks	Wyoming

20-YARD PLAYS (BY PLAYER)

NAME	TD	RUSH	REC	TOTAL
Brooks, Jonathon	5	11	3	14
Worthy, Xavier	4	0	12	12
Mitchell, Adonai	3	0	9	9
Sanders, Ja'Tavion	1	0	7	7
Whittington, Jordan	1	1	5	6
Helm, Gunnar	2	0	4	4
Baxter, CJ	1	3	0	3
Ewers, Quinn	2	2	0	2
Cook II, Johntay	0	0	2	2
Blue, Jaydon	1	0	1	1
Robinson, Keilan	0	1	0	1
TOTAL	20	18	43	61

20-YARD PLAYS SUMMARY

OPPONENT	NO (TDs)
Rice	5 (2)
Pass	4 (2)
Rush	1 (0)
at Alabama	6 (2)
Pass	6 (2)
Rush	0 (0)
Wyoming	3 (1)
Pass	1 (1)
Rush	2 (0)
at Baylor	7 (3)
Pass	5 (1)
Rush	2 (2)
Kansas	9 (2)
Pass	6 (0)
Rush	3 (2)
vs. Oklahoma	8 (2)
Pass	5 (1)
Rush	3 (1)
at Houston	2 (1)
Pass	2 (1)
Rush	0 (0)
BYU	5 (2)
Pass	2 (1)
Rush	3 (1)
Kansas State	6 (2)
Pass	3 (1)
Rush	3 (1)
at TCU	5 (1)
Pass	4 (0)
Rush	1 (1)
at Iowa State	5 (2)
Pass	4 (2)
Rush	1 (0)
Texas Tech	
Pass	
Rush	

2023 STATISTICS | SUPERLATIVES

INDIVIDUAL SINGLE-GAME SUPERLATIVES

CATEGORY	NO.	INDIVIDUAL
RUSHES	22	Jonathon Brooks vs Kansas St. (11/04/2023)
	22	Jonathon Brooks vs Oklahoma (N) (10/07/2023)
YARDS RUSHING	218	Jonathon Brooks vs Kansas (09/30/2023)
TD RUSHES	2	Jonathon Brooks at TCU (11/11/2023)
	2	Jonathon Brooks vs Kansas (09/30/2023)
	2	Quinn Ewers vs Kansas (09/30/2023)
	2	Jonathon Brooks at Baylor (09/23/2023)
LONG RUSH	67	Jonathon Brooks vs Kansas (09/30/2023)
PASS ATTEMPTS	38	Quinn Ewers at Alabama (09/09/2023)
PASS COMPLETIONS	31	Quinn Ewers vs Oklahoma (N) (10/07/2023)
YARDS PASSING	349	Quinn Ewers at Alabama (09/09/2023)
TD PASSES	3	Quinn Ewers at Alabama (09/09/2023)
	3	Quinn Ewers vs Rice (09/02/2023)
LONG PASS	73	Quinn Ewers at TCU (11/11/2023)
RECEPTIONS	10	Xavier Worthy at TCU (11/11/2023)
	10	Jordan Whittington vs Oklahoma (N) (10/07/2023)
	10	Adonai Mitchell vs Kansas (09/30/2023)
YARDS RECEIVING	149	Adonai Mitchell vs Kansas St. (11/04/2023)
TD RECEPTIONS	2	Adonai Mitchell vs BYU (10/28/2023)
	2	Adonai Mitchell at Alabama (09/09/2023)
LONG RECEPTION	73	Jonathon Brooks at TCU (11/11/2023)
PUNTS	4	Ryan Sanborn at Iowa St. (11/18/2023)
	4	Ryan Sanborn at TCU (11/11/2023)
	4	Ryan Sanborn vs Kansas St. (11/04/2023)
	4	Ryan Sanborn at Baylor (09/23/2023)
	4	Ryan Sanborn vs Wyoming (09/16/2023)
PUNTING AVG	54.0	Ryan Sanborn vs BYU (10/28/2023)
LONG PUNT	64	Ryan Sanborn vs BYU (10/28/2023)
PUNTS INSIDE 20	2	Ryan Sanborn at Iowa St. (11/18/2023)
	2	Ryan Sanborn vs Kansas St. (11/04/2023)
LONG PUNT RETURN	74	Xavier Worthy vs BYU (10/28/2023)
LONG KICKOFF RETURN	45	Keilan Robinson at Houston (10/21/2023)
TACKLES	11	Jaylan Ford vs BYU (10/28/2023)
	11	Jahdae Barron vs Oklahoma (N) (10/07/2023)
	11	Jahdae Barron vs Wyoming (09/16/2023)
SACKS	2	Barryn Sorrell vs Kansas St. (11/04/2023)
	2	Ethan Burke vs Kansas St. (11/04/2023)
	2	Byron Murphy II at Baylor (09/23/2023)
	2	Anthony Hill Jr. at Alabama (09/09/2023)
TACKLES FOR LOSS	3	Byron Murphy II at Baylor (09/23/2023)
INTERCEPTIONS	1	Jerrin Thompson at Iowa St. (11/18/2023)
	1	Terrence Brooks at TCU (11/11/2023)
	1	Michael Taaffe vs Kansas St. (11/04/2023)
	1	Michael Taaffe vs BYU (10/28/2023)
	1	Terrence Brooks vs BYU (10/28/2023)
	1	Michael Taaffe at Houston (10/21/2023)
	1	Jaylan Ford at Baylor (09/23/2023)
	1	Jerrin Thompson vs Wyoming (09/16/2023)
	1	Jerrin Thompson at Alabama (09/09/2023)
	1	Jahdae Barron at Alabama (09/09/2023)
	1	Jaylan Ford vs Rice (09/02/2023)
	1	Austin Jordan vs Rice (09/02/2023)

TEAM SINGLE-GAME SUPERLATIVES

CATEGORY	NO.	TEAM
RUSHES	51	Kansas (09/30/2023)
YARDS RUSHING	336	Kansas (09/30/2023)
YARDS PER RUSH	6.6	Kansas (09/30/2023)
TD RUSHES	4	Kansas (09/30/2023)
	4	at Baylor (09/23/2023)
PASS ATTEMPTS	38	vs Oklahoma (N) (10/07/2023)
	38	at Alabama (09/09/2023)
PASS COMPLETIONS	32	vs Oklahoma (N) (10/07/2023)
YARDS PASSING	371	vs Oklahoma (N) (10/07/2023)
YARDS PER PASS	13.1	at Baylor (09/23/2023)
TD PASSES	3	at Alabama (09/09/2023)
	3	Rice (09/02/2023)
TOTAL PLAYS	86	Kansas (09/30/2023)
TOTAL OFFENSE	661	Kansas (09/30/2023)
YARDS PER PLAY	8.5	at Baylor (09/23/2023)
POINTS	40	Kansas (09/30/2023)
SACKS BY	5	at Baylor (09/23/2023)
	5	at Alabama (09/09/2023)
FIRST DOWNS	33	Kansas (09/30/2023)
PENALTIES	10	Kansas St. (11/04/2023)
PENALTY YARDS	70	vs Oklahoma (N) (10/07/2023)
TURNOVERS	3	Kansas St. (11/04/2023)
	3	vs Oklahoma (N) (10/07/2023)
PUNTS	5	Kansas St. (11/04/2023)
PUNTING AVG	54.0	BYU (10/28/2023)
LONG PUNT	64	BYU (10/28/2023)
PUNTS INSIDE 20	2	at Iowa St. (11/18/2023)
	2	Kansas St. (11/04/2023)
LONG PUNT RETURN	74	BYU (10/28/2023)

OPPONENT SINGLE-GAME SUPERLATIVES

CATEGORY	NO.	INDIVIDUAL
RUSHES	18	Harrison Waylee vs Wyoming (09/16/2023)
YARDS RUSHING	113	Dillon Gabriel vs Oklahoma (N) (10/07/2023)
TD RUSHES	2	Tawee Walker vs Oklahoma (N) (10/07/2023)
LONG RUSH	62	Harrison Waylee vs Wyoming (09/16/2023)
PASS ATTEMPTS	46	Donovan Smith at Houston (10/21/2023)
PASS COMPLETIONS	32	Donovan Smith at Houston (10/21/2023)
YARDS PASSING	378	Donovan Smith at Houston (10/21/2023)
TD PASSES	4	Will Howard vs Kansas St. (11/04/2023)
LONG PASS	66	Rocco Becht at Iowa St. (11/18/2023)
RECEPTIONS	11	Savion Williams at TCU (11/11/2023)
YARDS RECEIVING	164	Savion Williams at TCU (11/11/2023)
TD RECEPTIONS	2	Phillip Brooks vs Kansas St. (11/04/2023)
	2	Matthew Golden at Houston (10/21/2023)
LONG RECEPTION	66	Easton Dean at Iowa St. (11/18/2023)
FIELD GOALS	3	Will Reichard at Alabama (09/09/2023)
LONG FIELD GOALS	56	Griffin Kell at TCU (11/11/2023)
PUNTS	7	Jack Blumer vs Kansas St. (11/04/2023)
	7	Clayton Stewart vs Wyoming (09/16/2023)
PUNTING AVG	52.6	James Burnip at Alabama (09/09/2023)
LONG PUNT	61	James Burnip at Alabama (09/09/2023)
PUNTS INSIDE 20	3	Damon Greaves vs Kansas (09/30/2023)
	3	Clayton Stewart vs Wyoming (09/16/2023)
	3	James Burnip at Alabama (09/09/2023)
LONG PUNT RETURN	18	JP Richardson at TCU (11/11/2023)
LONG KICKOFF RETURN	38	Keelan Marion vs BYU (10/28/2023)
TACKLES	13	Jaren Kanak vs Oklahoma (N) (10/07/2023)
	13	O.J. Burroughs vs Kansas (09/30/2023)
SACKS	2	Joey Petersen at Iowa St. (11/18/2023)
	2	Jamaree Caldwell at Houston (10/21/2023)
	2	Ethan Downs vs Oklahoma (N) (10/07/2023)
	2	Matt Jones at Baylor (09/23/2023)
TACKLES FOR LOSS	3.5	Matt Jones at Baylor (09/23/2023)
INTERCEPTIONS	2	Jacob Parrish vs Kansas St. (11/04/2023)

OPPONENT TEAM SINGLE-GAME SUPERLATIVES

CATEGORY	NO.	TEAM
RUSHES	43	vs Oklahoma (N) (10/07/2023)
YARDS RUSHING	201	vs Oklahoma (N) (10/07/2023)
YARDS PER RUSH	5.0	Kansas (09/30/2023)
TD RUSHES	3	vs Oklahoma (N) (10/07/2023)
PASS ATTEMPTS	53	at Baylor (09/23/2023)
PASS COMPLETIONS	32	at Houston (10/21/2023)
YARDS PASSING	378	at Houston (10/21/2023)
YARDS PER PASS	10.1	at Iowa St. (11/18/2023)
TD PASSES	4	Kansas St. (11/04/2023)
TOTAL PLAYS	84	at Baylor (09/23/2023)
TOTAL OFFENSE	486	vs Oklahoma (N) (10/07/2023)
YARDS PER PLAY	6.3	at Iowa St. (11/18/2023)
POINTS	34	vs Oklahoma (N) (10/07/2023)
SACKS BY	5	vs Oklahoma (N) (10/07/2023)
FIRST DOWNS	28	vs Oklahoma (N) (10/07/2023)
PENALTIES	10	at Alabama (09/09/2023)
PENALTY YARDS	90	at Alabama (09/09/2023)
TURNOVERS	3	BYU (10/28/2023)
	3	Rice (09/02/2023)
PUNTS	7	Kansas St. (11/04/2023)
	7	Wyoming (09/16/2023)
PUNTING AVG	52.6	at Alabama (09/09/2023)
LONG PUNT	61	at Alabama (09/09/2023)
PUNTS INSIDE 20	3	Kansas (09/30/2023)
	3	Wyoming (09/16/2023)
	3	at Alabama (09/09/2023)
LONG PUNT RETURN	18	at TCU (11/11/2023)

2023 STATISTICS | MISCELLANEOUS

SCORING

SCORING	TD	FGS	KICK	PAT RUSH	PAT RCV	PAT PASS	PAT DXP	SAF	POINTS
Bert Auburn	-	23-28	39-39	-	-	-	-	-	108
Jonathon Brooks	11	-	-	-	-	-	-	-	66
Adonai Mitchell	9	-	-	-	-	-	-	-	54
Quinn Ewers	5	-	-	-	-	1	-	-	30
Xavier Worthy	5	-	-	-	-	-	-	-	30
CJ Baxter	3	-	-	-	-	-	-	-	18
Gunnar Helm	2	-	-	-	-	-	-	-	12
Jordan Whittington	1	-	-	-	1	-	-	-	8
Jerrin Thompson	1	-	-	-	-	-	-	-	6
Ja'Tavion Sanders	1	-	-	-	-	-	-	-	6
Byron Murphy II	1	-	-	-	-	-	-	-	6
Jaydon Blue	1	-	-	-	-	-	-	-	6
Savion Red	1	-	-	-	-	-	-	-	6
Malik Muhammad	1	-	-	-	-	-	-	-	6
Austin Jordan	-	-	-	-	-	-	1	-	2
Total	42	23-28	39-39	0	1	1	1	0	364
Opponents	22	16-19	18-19	0	1	1	0	0	200

FIELD GOAL ACCURACY

NAME	TOTAL	PCT	0-19	20-29	30-39	40-49	50+	LONG	BLK
Bert Auburn	23-28	82.1	0-0	5-6	9-9	8-10	1-3	50	0
Opponents	16-19	84.2	0-0	4-5	4-4	6-7	2-3	56	0
Opponents	15-17	88.2	0-0	4-5	4-4	5-6	2-2	56	0

FG SEQUENCE	TEXAS	OPPONENTS
Rice	(27),(46),(49),56	(43)
at Alabama	(32),(29),42	(42),(30),(51)
Wyoming	(37)	(36)
at Baylor	(37),26	(22),(36)
Kansas	(26),(30),50,47	
vs. Oklahoma	(25),(45),(47)	(27),(26),45
at Houston	(25)	(40)
BYU		(24),(32)
Kansas State	(32),(49),(34),(42)	27,(45)
at TCU	(30),(32),(49)	(41),(56)
at Iowa State	(39),(50),(42)	(45),51
Texas Tech		

Numbers in parentheses indicate field goal was made.

TEXAS IN THE RED ZONE

Possessions	42
Total scores	33
Percentage	78.6%
Points Scored	173
Touchdowns (rush/pass)	19 (12/7)
Field goals	14
Missed field goals	2
On downs	4
Turnovers (fumble/interception)	2 (0/1)
Clock	1

OPPONENTS IN THE RED ZONE

Possessions	31
Total scores	21
Percentage	67.7%
Points Scored	109
Touchdowns (rush/pass)	12 (4/8)
Field goals	9
Missed field goals	1
On downs	6
Turnovers (fumble/interception)	1 (0/1)
Clock	2

TEXAS NON-OFFENSIVE TOUCHDOWNS

YDS	PLAY	PLAYER	OPPONENT
27	INT	Jerrin Thompson	Wyoming
0	Punt Block	Malik Muhammad	vs. Oklahoma
74	Punt Return	Xavier Worthy	BYU

POINTS OFF TURNOVERS

OPPONENT	UT TOs	OPP POINTS	OPP TOs	UT POINTS
Rice	0	0	3	3
at Alabama	0	0	2	10
Wyoming	1	0	1	7
at Baylor	2	3	1	7
Kansas	1	0	1	6
vs. Oklahoma	3	7	0	0
at Houston	0	0	2	3
BYU	2	3	3	14
Kansas State	3	13	2	7
at TCU	1	0	2	10
at Iowa State	1	0	1	8
Texas Tech				
TOTAL	14	26	18	75

2023 STATISTICS | GAME CAPSULES

GAME-BY-GAME CAPSULES

GAME	1ST DOWNS R-PS-PN	RUSHING ATT-YDS TD	PASSING C-ATT-INT YDS TD	TOTAL PLAYS-YDS	3RD DOWN CONV.	TIME OF POSSESSION
Texas	7-16-1	39-158 1	22-36-0 300 3	75-458	6-15	31:36
Rice.....	3-5-0	25-27 0	14-26-2 149 1	64-259	6-16	28:24
Texas	7-12-5	37-105 1	24-38-0 349 3	75-454	7-18	32:31
Alabama	7-10-1	35-107 0	14-27-2 255 2	62-362	5-14	23:27
Texas	7-6-0	31-185 1	11-21-0 131 2	52-316	4-12	21:13
Wyoming	8-7-2	38-155 1	17-28-1 136 0	66-291	4-14	38:47
Texas	8-15-1	34-175 4	19-25-0 328 1	59-503	3-9	26:30
Baylor.....	4-14-1	31-60 0	29-53-1 305 0	84-365	5-18	33:30
Texas	14-19-0	51-336 4	25-35-1 325 1	86-661	9-15	39:41
Kansas	4-6-1	25-124 1	9-21-0 136 1	46-260	0-8	18:27
Texas	9-15-1	40-156 1	32-38-2 371 1	78-527	5-14	32:11
Oklahoma.....	11-14-3	43-201 3	23-38-0 285 1	81-486	5-14	27:49
Texas	9-10-0	37-141 2	25-32-0 219 2	69-360	3-12	31:58
Houston	2-17-1	14-19 0	32-46-1 378 3	65-392	4-13	28:02
Texas	9-7-1	35-184 2	16-25-1 170 2	60-354	6-11	33:06
BYU.....	7-8-2	26-95 0	25-40-2 197 0	66-292	3-14	26:54
Texas	9-9-0	37-230 2	19-37-2 248 1	74-478	2-15	32:08
Kansas State.....	3-16-1	29-30 0	26-43-1 327 4	72-357	2-14	27:52
Texas	6-13-3	41-165 2	22-33-1 317 1	74-482	4-13	34:18
TCU.....	8-12-2	28-88 1	24-36-1 302 2	64-390	3-11	25:42
Texas	9-12-2	34-123 0	23-33-0 281 2	67-404	5-13	31:18
Iowa State.....	0-15-1	21-9 0	24-32-1 323 2	53-332	3-11	28:42
Texas
Texas Tech.....

2023 CENTURY CLUB

RUSHING [7]

YARDS	ATTEMPTS	NAME, OPPONENT
218.....	21	Jonathon Brooks, Kansas
164.....	21	Jonathon Brooks, Wyoming
129.....	22	Jonathon Brooks, vs. Oklahoma
117.....	20	CJ Baxter, at Iowa State
112.....	22	Jonathon Brooks, Kansas State
106.....	18	Jonathon Brooks, at Baylor
104.....	21	Jonathon Brooks, at TCU

RECEIVING [7]

YARDS	RECEPTIONS	NAME, OPPONENT
149.....	8	Adonai Mitchell, Kansas State
141.....	10	Adonai Mitchell, Kansas
137.....	10	Xavier Worthy, at TCU
115.....	10	Jordan Whittington, vs. Oklahoma
114.....	5	Ja'Tavion Sanders, at Alabama
110.....	5	Ja'Tavion Sanders, at Baylor
108.....	8	Xavier Worthy, vs. Oklahoma

2023 STATISTICS | DEFENSE

DEFENSE

DEFENSIVE LEADERS	GP	SOLO	AST	TOTAL	TFL/YDS	SACKS/YDS	INT-YDS	BRUP	QBH	FR-YDS	FF	KICK	SAF
41.....Jaylan Ford.....	11	39	41	80	10-29	1-9	2-5	1	4	1-0	1		
0.....Anthony Hill Jr.....	11	32	21	53	5-5-17	3-14		2	4				
23.....Jahdae Barron.....	11	27	23	50	4-5-15		1-16	3		1-0			
33.....David Gbenda.....	11	20	24	44	3-5-19	1-5-15		1	1				
93.....T'Vondre Sweat.....	11	16	20	36	7-5-20	2-10		3	6			1	
16.....Michael Taaffe.....	11	21	15	36	1-4		3-45	1	1				
2.....Derek Williams Jr.....	10	19	13	32	1-1			2					
6.....Ryan Watts.....	9	25	6	31	1-1			3					
91.....Ethan Burke.....	10	16	15	31	8-5-40	5-5-35			2		1		
28.....Jerrin Thompson.....	11	16	14	30	0-5-0		3-59	5					
88.....Barryn Sorrell.....	11	14	15	29	4-5-33	4-32			9				
90.....Byron Murphy II.....	11	10	14	24	8-39	5-32			7				
5.....Malik Muhammad.....	11	14	7	21				2					
21.....Kitan Crawford.....	10	15	5	20	1-2			1				1	
11.....Jalen Catalon.....	7	14	2	16	1-1						1		
37.....Morice Blackwell Jr.....	8	9	6	15	2-3								
45.....Vernon Broughton.....	11	7	8	15	4-5-8	1-3		1	1	1-0			
43.....Jett Bush.....	11	6	9	15	2-11	1-8		1		1-0			
9.....Gavin Holmes.....	11	12	2	14									
8.....Terrance Brooks.....	11	7	7	14			2-42	6					
95.....Alfred Collins.....	11	9	4	13	2-12	2-12		2	2				
1.....Justice Finkley.....	11	7	4	11	3-25	2-23			2		1		
98.....Trill Carter.....	10	2	6	8	1-5-5	1-5			1		1		
3.....Jaylon Guilbeau.....	6	4	3	7	1-2			2					
17.....J'Mond Tapp.....	6	4	3	7	1-5-8				1				
18.....Liona Lefau.....	11	3	3	6									
15.....Will Stone.....	11	4		4									
26.....Quintrevion Wisner.....	11	1	3	4									
4.....Austin Jordan.....	11		3	3			1-0						
99.....Sydir Mitchell.....	3	2		2									
24.....Jonathon Brooks.....	10	2		2									
94.....Jaray Bledsoe.....	7		2	2					1	1-0			
23.....Jaydon Blue.....	11	1		1									
58.....Lance St. Louis.....	11		1	1									
14.....X'Avion Brice.....	1	1		1									
78.....Kelvin Banks Jr.....	11	1		1								1	
76.....Hayden Conner.....	11	1		1									
1.....Xavier Worthy.....	11	1		1						1-0			
53.....Aaron Bryant.....	5	1		1									
85.....Gunnar Helm.....	11	1		1									
13.....Jordan Whittington.....	11	1		1							1		
97.....Kristopher Ross.....	3		1	1					1				
Totals.....	11	385	300	685	75-295	29-198	12-167	36	43	6-0	7	2	0
Opponents.....	11	434	370	804	57-227	22-138	7-110	40	14	7-0	7	1	0

GP - games played • GS - games started • SOLO - unassisted tackles • AST - assisted tackles • TOTAL - total tackles • TFL - tackles for loss • INT - interceptions

SPECIAL TEAMS TACKLES

NAME	TT (KO/PUNT)	NAME	TT (KO/PUNT)	NAME	TT (KO/PUNT)
Liona Lefau.....	5 (2/3)	Austin Jordan.....	1 (0/1)		
Will Stone.....	4 (4/0)	Lance St. Louis.....	1 (0/1)		
Quintrevion Wisner.....	4 (4/0)	J'Mond Tapp.....	1 (0/1)		
Derek Williams Jr.....	3 (3/0)				
Michael Taaffe.....	3 (2/1)				
Kitan Crawford.....	3 (1/2)				
Jett Bush.....	2 (2/0)				
Gavin Holmes.....	2 (2/0)				
Jaydon Blue.....	1 (1/0)				
Ryan Watts.....	1 (1/0)				
Morice Blackwell Jr.....	1 (0/1)				
Gunnar Helm.....	1 (0/1)				

2023 STATISTICS | DEFENSE

GAME-BY-GAME TACKLES (INDIVIDUAL)

TOTAL TACKLES	UA-A	TOT	RICE	ALA	WYO	BU	KU	OU	UH	BYU	KSU	TCU	ISU	TTU
Jaylan Ford	39-41	80	1-4	2-3	4-3	4-4	5-2	3-5	2-4	4-7	4-4	7-2	3-3	
Anthony Hill Jr.	32-21	53	1-0	4-2	2-1	5-1	0-1	5-3	1-4	4-1	1-3	5-3	4-2	
Jahdae Barron	27-23	50	0-2	3-1	6-5	-	3-0	5-6	2-2	2-4	1-0	4-1	1-2	
David Gbenda	20-24	44	3-3	3-3	2-4	2-2	0-3	2-2	2-1	2-1	2-1	-	2-4	
Michael Taaffe	21-15	36	1-2	-	1-0	2-0	1-0	1-0	5-3	2-2	4-3	2-1	2-4	
T'Vondre Sweat	16-20	36	2-3	1-0	1-2	3-1	0-2	1-2	1-1	3-4	1-3	2-2	1-0	
Derek Williams Jr.	19-13	32	1-2	DNP	2-0	3-0	-	1-3	3-3	3-4	1-1	2-0	3-0	
Ryan Watts	25-6	31	0-1	2-2	6-0	4-0	2-0	DNP	DNP	-	7-1	2-2	2-0	
Ethan Burke	16-15	31	1-2	4-0	0-1	0-1	1-2	3-3	1-3	DNP	3-0	2-2	1-1	
Jerrin Thompson	16-14	30	0-1	1-3	2-1	-	-	4-1	5-0	1-3	1-2	0-1	2-2	
Barryn Sorrell	14-15	29	0-2	1-1	3-2	1-0	0-3	4-1	1-0	1-2	3-0	0-2	0-2	
Byron Murphy II	10-14	24	0-3	1-1	0-2	4-0	1-2	1-0	1-1	-	0-2	1-2	1-1	
Malik Muhammad	14-7	21	5-0	1-0	1-0	4-0	0-1	-	2-1	0-2	0-1	0-1	1-1	
Kitan Crawford	15-5	20	2-0	4-1	2-1	-	2-0	1-1	3-0	0-2	DNP	1-0	-	
Jalen Catalon	14-2	16	-	6-1	1-1	2-0	3-0	1-0	DNP	DNP	DNP	DNP	1-0	
Morice Blackwell Jr.	9-6	15	DNP	DNP	DNP	1-2	-	2-0	-	3-2	2-1	0-1	1-0	
Vernon Broughton	7-8	15	0-2	1-0	1-1	1-0	0-1	0-1	1-0	0-1	1-1	2-0	0-1	
Jett Bush	6-9	15	0-2	0-1	1-2	1-1	-	1-1	-	1-1	1-0	-	1-1	
Gavin Holmes	12-2	14	1-0	1-0	-	4-0	-	3-0	1-1	1-1	1-0	-	-	
Terrance Brooks	7-7	14	-	-	0-1	-	-	4-1	0-1	2-2	0-1	1-0	0-1	
Alfred Collins	9-4	13	-	0-1	2-1	1-0	0-1	1-1	1-0	-	-	1-0	3-0	
Justice Finkley	7-4	11	-	1-0	-	1-0	1-0	-	2-0	1-4	-	-	1-0	
Trill Carter	2-6	8	1-1	DNP	-	-	-	0-2	-	-	0-2	1-0	0-1	
Jaylon Guilbeau	4-3	7	1-1	DNP	-	-	DNP	DNP	1-0	0-1	DNP	2-1	DNP	
J'Mond Tapp	4-3	7	0-1	DNP	3-0	-	-	DNP	0-1	1-1	DNP	DNP	DNP	
Liona Lefau	3-3	6	0-1	-	1-0	-	1-0	-	0-1	0-1	-	1-0	-	
Will Stone	4-0	4	-	-	-	-	-	1-0	1-0	2-0	-	-	-	
Quintrevion Wisner	1-3	4	0-1	-	-	1-0	-	-	0-1	0-1	-	-	-	
Austin Jordan	0-3	3	0-1	-	-	-	-	-	-	-	0-1	0-1	-	
Jonathon Brooks	2-0	2	-	-	-	-	-	-	-	1-0	1-0	-	DNP	
Sydir Mitchell	2-0	2	-	DNP	1-0	DNP	1-0	DNP	DNP	DNP	DNP	DNP	DNP	
Jaray Bledsoe	0-2	2	-	DNP	DNP	-	-	0-1	-	0-1	-	-	DNP	
Xavier Worthy	1-0	1	-	-	-	-	1-0	-	-	-	-	-	-	
Jordan Whittington	1-0	1	-	-	-	-	-	-	-	-	-	1-0	-	
X'Avion Brice	1-0	1	DNP	DNP	DNP	DNP	DNP	DNP	DNP	1-0	DNP	DNP	DNP	
Jaydon Blue	1-0	1	-	-	-	-	1-0	-	-	-	-	-	-	
Aaron Bryant	1-0	1	-	DNP	DNP	1-0	DNP	DNP	-	-	-	DNP	DNP	
Hayden Conner	1-0	1	-	-	-	-	-	1-0	-	-	-	-	-	
Kelvin Banks Jr.	1-0	1	-	-	-	-	-	-	-	-	1-0	-	-	
Gunnar Helm	1-0	1	-	-	1-0	-	-	-	-	-	-	-	-	
Lance St. Louis	0-1	1	-	-	-	-	-	-	-	-	0-1	-	-	
Kristopher Ross	0-1	1	0-1	-	-	DNP	DNP	DNP	DNP	DNP	DNP	DNP	DNP	

2023 OFFICIATING CREWS

1 - RICE
 R: Tutashinda Salaam
 U: Bill Bishop
 HL: Matt Burks
 LJ: Kelly Deterding
 FJ: Rich Almeroth
 SJ: Eric Hartman
 BJ: Christopher Alston
 CJ: Charlie Hurd

3 - WYOMING
 R: Kevin Mar
 U: Marlow Fitzgerald
 HL: Bradford Edwards
 LJ: Bret Bascue
 FJ: Randy Smith
 SJ: James Murphy
 BJ: Lyndon Nixon
 CJ: Darren Winkley

5 - KANSAS
 R: Kevin Boitmann
 U: Apollo Martin
 HL: Eric Carmouche
 LJ: David Young
 FJ: Edward Vinzant
 SJ: Eric Hartman
 BJ: Joel Wetzell
 CJ: Stacy Hardin

7 - HOUSTON
 R: Michael VanderVelde
 U: Rick Podraza
 HL: John Braun
 LJ: Darren Deckard
 FJ: Robert Asel
 SJ: Fulton Carson
 BJ: Robert Lewis
 CJ: Chris Tallent

9 - KANSAS STATE
 R: Kevin Mar
 U: Marlow Fitzgerald
 HL: Bradford Edwards
 LJ: Bret Bascue
 FJ: Randy Smith
 SJ: James Murphy
 BJ: Lyndon Nixon
 CJ: Darren Winkley

11 - IOWA STATE
 R: Kevin Boitmann
 U: Apollo Martin
 HL: Eric Carmouche
 LJ: David Young
 FJ: Edward Vinzant
 SJ: Steven Heiman
 BJ: Joel Wetzell
 CJ: Stacy Hardin

2 - ALABAMA
 R: Matt Loeffler
 U: Stan Weihe
 HL: Nicholas Theriot
 LJ: Michael Shirey
 FJ: Antonio Smith
 SJ: Jesse Dupuy
 BJ: Tom Fimmen
 CJ: Chris Garner

4 - BAYLOR
 R: Derek Anderson
 U: Michael Henderson
 HL: Doug Moore
 LJ: Quentin Givens
 FJ: Gabriel DeLeon
 SJ: Mark Graves
 BJ: Daniel Young
 CJ: Brian Alos

6 - OKLAHOMA
 R: David Alvarez
 U: Stuart Schake
 HL: Rick Smith
 LJ: Mark Estermyer
 FJ: Joseph Martinez
 SJ: Brendon Barnes
 BJ: Terrance Jones
 CJ: Abram Anaya

8 - BYU
 R: Derek Anderson
 U: Michael Henderson
 HL: Doug Moore
 LJ: Quentin Givens
 FJ: Gabriel DeLeon
 SJ: Mark Graves
 BJ: Daniel Young
 CJ: Brian Alos

10 - TCU
 R: Tutashinda Salaam
 U: Bill Bishop
 HL: Matt Burks
 LJ: Kelly Deterding
 FJ: Rich Almeroth
 SJ: James Murphy
 BJ: Christopher Alston
 CJ: Dan Scanlan

12 - TEXAS TECH
 R:
 U:
 HL:
 LJ:
 FJ:
 SJ:
 BJ:
 CJ:

2023 STATISTICS | DEFENSE

DEFENSIVE LEADERS

[illegible]

GAME-BY-GAME DEFENSIVE STATISTICS (TEAM)

[illegible]

2023 STATISTICS | STARTERS

2023 STARTERS (GAME-BY-GAME)

OFFENSE	QB	RB	TE	WR	WR	WR/TE	LT	LG	C	RG	RT
RICE.....	Ewers.....	Baxter.....	Sanders.....	Worthy.....	A. Mitchell.....	Whittington (WR) ..	Banks Jr.....	Conner.....	Majors.....	Campbell.....	Jones
at Alabama.....	Ewers.....	Baxter.....	Sanders.....	Worthy.....	A. Mitchell.....	Helm (TE).....	Banks Jr.....	Conner.....	Majors.....	Campbell.....	Jones
WYOMING.....	Ewers.....	J. Brooks.....	Sanders.....	Worthy.....	A. Mitchell.....	Whittington (WR) ..	Banks Jr.....	Conner.....	Majors.....	Campbell.....	Jones
at Baylor.....	Ewers.....	J. Brooks.....	Sanders.....	Worthy.....	A. Mitchell.....	Whittington (WR) ..	Banks Jr.....	Conner.....	Majors.....	Campbell.....	Jones
KANSAS.....	Ewers.....	J. Brooks.....	Sanders.....	Worthy.....	A. Mitchell.....	Helm (TE).....	Banks Jr.....	Conner.....	Majors.....	Campbell.....	Jones
vs. Oklahoma.....	Ewers.....	J. Brooks.....	Sanders.....	Worthy.....	Whittington.....	Helm (TE).....	Banks Jr.....	Conner.....	Majors.....	Campbell.....	Jones
at Houston.....	Ewers.....	J. Brooks.....	Sanders.....	Worthy.....	A. Mitchell.....	Helm (TE).....	Banks Jr.....	Conner.....	Majors.....	Campbell.....	Jones
BYU.....	M. Murphy.....	J. Brooks.....	Sanders.....	Worthy.....	A. Mitchell.....	Helm (TE).....	Banks Jr.....	Conner.....	Majors.....	Campbell.....	Jones
KANSAS STATE.....	M. Murphy.....	J. Brooks.....	Sanders.....	Worthy.....	A. Mitchell.....	Whittington (WR) ..	Banks Jr.....	Conner.....	Majors.....	Campbell.....	C. Williams
at TCU.....	Ewers.....	J. Brooks.....	Sanders.....	Worthy.....	A. Mitchell.....	Whittington (WR) ..	Banks Jr.....	Conner.....	Majors.....	Campbell.....	Jones
at Iowa State.....	Ewers.....	Baxter.....	Sanders.....	Worthy.....	A. Mitchell.....	Whittington (WR) ..	Banks Jr.....	Conner.....	Majors.....	Campbell.....	Jones
TEXAS TECH.....											

DEFENSE	JACK	DT	NT	SLB/EDGE	MLB	WLB	STAR/DL/EDGE	CB	FS	BS	CB
RICE.....	Sorrell.....	Sweat.....	B. Murphy.....	Bush (SLB).....	Ford.....	Gbenda.....	Barron (STAR).....	T. Brooks.....	Catalon.....	Taaffe.....	Watts
at Alabama.....	Sorrell.....	Sweat.....	B. Murphy.....	Bush (SLB).....	Ford.....	Gbenda.....	Collins (DL).....	T. Brooks.....	Catalon.....	Thompson.....	Watts
WYOMING.....	Sorrell.....	Collins.....	B. Murphy.....	Bush (SLB).....	Ford.....	Gbenda.....	Burke (EDGE).....	T. Brooks.....	Barron.....	Thompson.....	Watts
at Baylor.....	Sorrell.....	Collins.....	B. Murphy.....	Burke (EDGE).....	Ford.....	Gbenda.....	Barron (STAR).....	T. Brooks.....	Catalon.....	Thompson.....	Watts
KANSAS.....	Sorrell.....	Collins.....	B. Murphy.....	Burke (EDGE).....	Ford.....	Gbenda.....	Barron (STAR).....	T. Brooks.....	Crawford.....	Thompson.....	Watts
vs. Oklahoma.....	Sorrell.....	Collins.....	B. Murphy.....	Burke (EDGE).....	Ford.....	Gbenda.....	Barron (STAR).....	T. Brooks.....	Catalon.....	Thompson.....	Holmes
at Houston.....	Sorrell.....	Collins.....	B. Murphy.....	Burke (EDGE).....	Ford.....	Gbenda.....	Guilbeau (STAR).....	T. Brooks.....	Crawford.....	Taaffe.....	Holmes
BYU.....	Sorrell.....	Sweat.....	B. Murphy.....	Bush (SLB).....	Ford.....	Hill.....	Barron (STAR).....	T. Brooks.....	Crawford.....	Taaffe.....	Watts
KANSAS STATE.....	Sorrell.....	Sweat.....	B. Murphy.....	Bush (SLB).....	Ford.....	Hill.....	Barron (STAR).....	T. Brooks.....	Taaffe.....	Thompson.....	Watts
at TCU.....	Sorrell.....	Sweat.....	B. Murphy.....	Burke (EDGE).....	Ford.....	Hill.....	Barron (STAR).....	T. Brooks.....	Taaffe.....	Thompson.....	Watts
at Iowa State.....	Sorrell.....	Sweat.....	B. Murphy.....	Blackwell Jr. (SLB)....	Ford.....	Gbenda.....	Broughton (DL).....	Barron.....	Taaffe.....	Thompson.....	Watts
TEXAS TECH.....											

CAREER PARTICIPATIONS/STARTS

Player	Career Games	Career Starts	Consec Games	Consec Starts	Player	Career Games	Career Starts	Consec Games	Consec Starts	Player	Career Games	Career Starts	Consec Games	Consec Starts
Malik Agbo, OL	13	0	11	0	Justice Finkley, EDGE	23	0	22	0	Isaiah Neyor, WR	1	0	0	0
Tausili Akana, EDGE	1	0	0	0	Michael Flanagan, LB	0	0	0	0	Ryan Niblett, WR	2	0	0	0
BJ Allen Jr., DB	1	0	0	0	Jaylan Ford, LB	46	26	46	20	Collin Page, RB	0	0	0	0
Rett Andersen, WR	0	0	0	0	David Gbenda, LB	44	11	12	1	Remy Patson, WR	0	0	0	0
Paxton Anderson, WR	3	0	0	0	Graham Gillespie, DB	0	0	0	0	Will Randle, TE	0	0	0	0
Ben Armstrong, EDGE	0	0	0	0	Trevor Goosby, OL	2	0	0	0	Ian Ratliff, P	0	0	0	0
Gus Asel, TE	0	0	0	0	Sawyer Goram-Welch, DL	6	0	0	0	Savion Red, RB	18	0	6	0
Bert Auburn, K	25	0	24	0	Jaylon Guilbeau, DB	15	4	0	0	Christian Rizzi, DS	1	0	0	0
Kelvin Banks Jr., OL	24	24	24	24	Derion Guilette	0	0	0	0	Warren Roberson, DB	0	0	0	0
Jahdae Barron, DB	38	20	31	4	Tate Haver, DS	0	0	0	0	Connor Robertson, OL	12	0	0	0
CJ Baxter, RB	10	3	8	1	Gunnar Helm, TE	36	9	36	0	Keilan Robinson, RB	34	4	1	0
Patrick Bayouth, TE	13	0	8	0	Anthony Hill Jr., LB	11	4	11	0	Ryan Sanborn, P	11	0	11	0
Reece Beauchamp, WR	0	0	0	0	Gavin Holmes, DB	11	2	11	0	Ja'Tavion Sanders, TE	36	24	36	24
Dorian Black, DL	0	0	0	0	Cole Hutson, OL	19	13	4	0	Brady Sarkisian, LB	0	0	0	0
Morice Blackwell Jr., LB	30	5	8	1	Ja'Faar Johnson Jr., DB	0	0	0	0	Spencer Shannon, TE	0	0	0	0
Jaray Bledsoe, DL	8	0	0	0	Christian Jones, OL	58	45	2	2	Winston Smith, LB	0	0	0	0
Jaydon Blue, RB	20	0	12	0	Austin Jordan, DB	24	0	24	0	Barryn Sorrell, EDGE	30	21	22	11
Ty Boatright, WR	0	0	0	0	Brooks Kieschnick Jr., OL	0	0	0	0	Lance St. Louis, DS	20	0	20	0
X'Avion Brice, DB	3	0	0	0	Payton Kirkland, OL	0	0	0	0	Will Stone, K	24	0	24	0
Jonathon Brooks, RB	21	8	0	0	Marshall Landwehr, LB	1	0	0	0	Connor Stroh, OL	0	0	0	0
Terrance Brooks, DB	20	13	16	0	Liona Lefau, LB	11	0	11	0	Zac Swanson, DL	3	0	0	0
Vernon Broughton, DL	37	2	12	1	Cole Lourd, QB	0	0	0	0	T'Vondre Sweat, DL	59	15	59	4
Aaron Bryant, DL	7	0	0	0	Tannahill Love, DB	1	0	0	0	Robert Sweeney, OL	0	0	0	0
Ethan Burke, EDGE	21	6	3	0	Gabriel Lozano, K	0	0	0	0	Michael Taaffe, DB	24	7	24	5
S'Maje Burrell, LB	0	0	0	0	Jake Majors, OL	39	38	38	38	J'Mond Tapp, EDGE	8	0	0	0
Jett Bush, LB	55	6	28	0	Reed Malphurs, K	0	0	0	0	Joe Tatum, QB	0	0	0	0
Casey Cain, WR	20	3	0	0	Arch Manning, QB	0	0	0	0	Jerrin Thompson, DB	46	28	46	3
DJ Campbell, OL	18	11	15	11	Carson Marshall, DB	0	0	0	0	Larry Turner-Gooden, DB	4	0	0	0
Trill Carter, DL	10	0	9	0	Rick McBroom, OL	0	0	0	0	Neto Umeozulu, OL	6	0	0	0
Jalen Catalon, DB	7	4	1	0	Jelani McDonald, DB	9	0	3	0	Colton Vasek, EDGE	0	0	0	0
Bryce Chambers, WR	0	0	0	0	Hamilton McMartin, WR	0	0	0	0	Billy Walton III, EDGE	2	0	0	0
Jaydon Chatman, OL	0	0	0	0	Max Merril, OL	0	0	0	0	Ryan Watts, DB	22	22	4	4
Anfre Cojoe, OL	0	0	0	0	Quinn Merritt, WR	0	0	0	0	Jordan Whittington, WR	38	24	26	3
Alfred Collins, DL	44	12	23	0	Thatcher Milton, WR	0	0	0	0	Cameron Williams, OL	20	1	0	0
Hayden Conner, OL	32	24	27	24	Adonai Mitchell, WR	11	10	11	5	Derek Williams Jr., DB	10	0	9	0
Johnntay Cook II, WR	11	0	11	0	Sydr Mitchell, DL	3	0	0	0	Quintrevion Wisner, RB	11	0	11	0
Kitan Crawford, DB	43	4	2	0	DeAndre Moore Jr., WR	7	0	4	0	Ky Woods, RB	2	0	0	0
Juan Davis, TE	25	0	9	0	Malik Muhammad, DB	11	0	11	0	Xavier Worthy, WR	36	36	36	36
Quinn Ewers, QB	19	19	2	2	Maalik Murphy, QB	6	2	0	0	Charles Wright, QB	4	0	0	0
Charlie Faris, K	0	0	0	0	Byron Murphy II, DL	36	13	36	11					

2023 STATISTICS | STARTERS/PARTICIPATION

#	NAME	GP/GS	RICE	ALA	WYO	BU	KU	OU	UH	BYU	KSU	TCU	ISU	TTU
0	Ja'Tavion Sanders	11/11	START	START	START	START	START	START	START	START	START	START	START	START
0	Anthony Hill Jr.	11/3	XXX	XXX	XXX	XXX	XXX	XXX	XXX	START	START	START	XXX	XXX
1	Xavier Worthy	11/11	START	START	START	START	START	START	START	START	START	START	START	START
1	Justice Finkley	11/0	XXX	XXX	XXX	XXX	XXX	XXX	XXX	XXX	XXX	XXX	XXX	XXX
2	Johntay Cook II	11/0	XXX	XXX	XXX	XXX	XXX	XXX	XXX	XXX	XXX	XXX	XXX	XXX
2	Derek Williams Jr.	10/0	XXX	...	XXX	XXX	XXX	XXX	XXX	XXX	XXX	XXX	XXX	XXX
3	Quinn Ewers	9/9	START	START	START	START	START	START	START	START	START	START
3	Jaylon Guilbeau	6/1	XXX	...	XXX	XXX	START	XXX	...	XXX
4	Austin Jordan	11/0	XXX	XXX	XXX	XXX	XXX	XXX	XXX	XXX	XXX	XXX	XXX	XXX
4	CJ Baxter	10/3	START	START	...	XXX	XXX	XXX	XXX	XXX	XXX	XXX	XXX	START
5	Adonai Mitchell	11/10	START	START	START	START	START	XXX	START	START	START	START	START	START
5	Malik Muhammad	11/0	XXX	XXX	XXX	XXX	XXX	XXX	XXX	XXX	XXX	XXX	XXX	XXX
6	Ryan Watts	9/9	START	START	START	START	START	START	START	START	START	START
6	Maalik Murphy	6/2	XXX	XXX	XXX	...	XXX	START	START
7	Keilan Robinson	10/0	XXX	XXX	XXX	XXX	XXX	XXX	XXX	XXX	XXX	...	XXX	XXX
7	BJ Allen Jr.	1/0	XXX
8	Casey Cain	7/0	XXX	XXX	XXX	XXX	XXX	XXX	XXX
8	Terrance Brooks	11/10	START	START	START	START	START	START	START	START	START	START	XXX	XXX
9	Isaiah Neyor	1/0	XXX
9	Gavin Holmes	11/2	XXX	XXX	XXX	XXX	XXX	START	START	XXX	XXX	XXX	XXX	XXX
11	Jalen Catalon	7/4	START	START	XXX	START	XXX	START	XXX	XXX
11	DeAndre Moore Jr.	6/0	XXX	XXX	XXX	XXX	XXX	XXX	XXX
13	Jordan Whittington	11/7	START	XXX	START	START	XXX	START	XXX	XXX	START	START	START	START
14	X'Avion Brice	1/0	XXX
15	Will Stone	11/0	XXX	XXX	XXX	XXX	XXX	XXX	XXX	XXX	XXX	XXX	XXX	XXX
16	Michael Taaffe	11/6	START	XXX	XXX	XXX	XXX	XXX	START	START	START	START	START	START
17	Savion Red	9/0	XXX	...	XXX	XXX	...	XXX	XXX	XXX	XXX	XXX	XXX	XXX
17	J'Mond Tapp	6/0	XXX	...	XXX	XXX	XXX	...	XXX	XXX
18	Liona Lefau	11/0	XXX	XXX	XXX	XXX	XXX	XXX	XXX	XXX	XXX	XXX	XXX	XXX
18	Ryan Niblett	2/0	XXX	XXX
21	Kitan Crawford	10/3	XXX	XXX	XXX	XXX	START	XXX	START	START	...	XXX	XXX	XXX
23	Jahdae Barron	11/9	START	XXX	START	START	START	START	XXX	START	START	START	START	START
23	Jaydon Blue	11/0	XXX	XXX	XXX	XXX	XXX	XXX	XXX	XXX	XXX	XXX	XXX	XXX
24	Jonathon Brooks	10/8	XXX	XXX	START	START	START	START	START	START	START	START
25	Jelani McDonald	9/0	XXX	XXX	XXX	XXX	XXX	XXX	XXX	XXX	XXX	XXX
26	Quintrevion Wisner	11/0	XXX	XXX	XXX	XXX	XXX	XXX	XXX	XXX	XXX	XXX	XXX	XXX
27	Ryan Sanborn	11/0	XXX	XXX	XXX	XXX	XXX	XXX	XXX	XXX	XXX	XXX	XXX	XXX
28	Jerrin Thompson	11/8	XXX	START	START	START	START	START	XXX	XXX	START	START	START	START
29	Ky Woods	2/0	XXX	XXX
31	Billy Walton III	2/0	XXX	XXX
33	David Gbenda	11/8	START	START	START	START	START	START	START	XXX	XXX	XXX	START	START
37	Morice Blackwell Jr.	8/1	XXX	XXX	XXX	XXX	XXX	XXX	XXX	START	START
41	Jaylan Ford	11/11	START	START	START	START	START	START	START	START	START	START	START	START
43	Jett Bush	11/5	START	START	START	XXX	XXX	XXX	XXX	START	START	XXX	XXX	XXX
44	Tannahill Love	1/0	XXX
45	Vernon Broughton	11/1	XXX	XXX	XXX	XXX	XXX	XXX	XXX	XXX	XXX	XXX	START	START
45	Bert Auburn	11/0	XXX	XXX	XXX	XXX	XXX	XXX	XXX	XXX	XXX	XXX	XXX	XXX
46	Tausili Akana	1/0	XXX
48	Patrick Bayouth	9/0	XXX	XXX	XXX	XXX	XXX	XXX	XXX	XXX	XXX	XXX
51	Marshall Landwehr	1/0	XXX
52	DJ Campbell	11/11	START	START	START	START	START	START	START	START	START	START	START	START
53	Aaron Bryant	5/0	XXX	XXX	XXX	XXX	XXX
54	Cole Hutson	6/0	...	XXX	XXX	XXX	XXX	XXX	XXX	XXX
56	Cameron Williams	7/1	XXX	XXX	XXX	XXX	XXX	XXX	START
58	Lance St. Louis	11/0	XXX	XXX	XXX	XXX	XXX	XXX	XXX	XXX	XXX	XXX	XXX	XXX
61	Savvyer Goram-Welch	1/0	XXX
62	Connor Robertson	8/0	XXX	XXX	XXX	XXX	XXX	XXX	XXX	XXX
65	Jake Majors	11/11	START	START	START	START	START	START	START	START	START	START	START	START
70	Christian Jones	10/10	START	START	START	START	START	START	START	START	...	START	START	START
72	Neto Umeozulu	3/0	XXX	XXX	XXX
74	Trevor Goosby	1/0	XXX
76	Hayden Conner	11/11	START	START	START	START	START	START	START	START	START	START	START	START
78	Kelvin Banks Jr.	11/11	START	START	START	START	START	START	START	START	START	START	START	START
80	Malik Agbo	11/0	XXX	XXX	XXX	XXX	XXX	XXX	XXX	XXX	XXX	XXX	XXX	XXX
81	Juan Davis	10/0	XXX	...	XXX	XXX	XXX	XXX	XXX	XXX	XXX	XXX	XXX	XXX
85	Gunnar Helm	11/5	XXX	START	XXX	XXX	START	START	START	START	XXX	XXX	XXX	XXX
88	Barryn Sorrell	11/11	START	START	START	START	START	START	START	START	START	START	START	START
90	Byron Murphy II	11/11	START	START	START	START	START	START	START	START	START	START	START	START
91	Ethan Burke	10/6	XXX	XXX	START	START	START	START	START	...	XXX	START	XXX	XXX
93	T'Vondre Sweat	11/6	START	START	XXX	XXX	XXX	XXX	XXX	START	START	START	START	START
94	Jaray Bledsoe	7/0	XXX	XXX	XXX	XXX	XXX	XXX	XXX
95	Alfred Collins	11/6	XXX	START	START	START	START	START	START	XXX	XXX	XXX	XXX	XXX
96	Zac Swanson	1/0	XXX
97	Kristopher Ross	3/0	XXX	XXX	XXX
98	Trill Carter	10/0	XXX	...	XXX	XXX	XXX	XXX	XXX	XXX	XXX	XXX	XXX	XXX
99	Sydir Mitchell	3/0	XXX	...	XXX	...	XXX