



BROADCAST INFORMATION

TELEVISION

Network FS1
 Play-by-Play Tim Brando
 Analyst Spencer Tillman
 Reporter N/A

LOCAL RADIO

Network Longhorn Radio Network/LEARFIELD
 Play-by-Play Craig Way
 Analyst Roger Wallace
 Reporter Will Matthews

SPANISH RADIO

Network Longhorn Radio Network/LEARFIELD
 Play-by-Play Dr. Rubén Pizarro-Silva
 Analyst Arturo Mata

NATIONAL RADIO

Network N/A
 Play-by-Play N/A
 Analyst N/A

COACHING STAFF

ON THE FIELD

Steve Sarkisian Head Coach
 Jeff Banks Asst. Head Coach/Special Teams Coord./TEs
 Jeff Choate Co-Defensive Coordinator/ILBs
 Tashard Choice Running Backs
 Bo Davis Defensive Line
 Kyle Flood Offensive Coordinator/OL
 Terry Joseph Defensive Passing Game Coord./Secondary
 Pete Kwiatkowski Defensive Coordinator/OLBs
 Brennan Marion Passing Game Coordinator/WR
 Torre Becton Director of Football Performance

IN THE BOOTH

Blake Gideon Safeties
 AJ Milwee Quarterbacks

WHAT'S INSIDE

1 Game Information/Coverage
 2 Media Information
 3-15 Game Notes
 16-19 Steve Sarkisian/Coaching Staff
 20 Numerical Roster
 21 Alphabetical Roster
 22-23 The Last Time
 24-27 2022 Box Scores
 28-39 Select Players Game-by-Game Statistics
 40 Career Highs (Offense & Specialists)
 41 Career Highs (Defense)
 42-50 2022 Statistics
 51-52 2022 Starters & Participation

THE MATCHUP



WEST VIRGINIA MOUNTAINEERS

Record 2-2 (0-1 Big 12)
 AP/Coaches Rank NR/NR
 Head Coach Neal Brown (UMass, 2002)
 Record at West Virginia 19-20 (4th year)
 Career Record 54-36 (8th year)

SERIES HISTORY

Overall Record West Virginia leads, 6-5
 In Austin West Virginia leads, 4-2
 In Morgantown Texas leads, 3-2
 At Neutral Never met


Brown vs. Texas 1-2
 Sarkisian vs. West Virginia 0-1

Current Streak West Virginia, Won 1 (2021)
 Last Meeting West Virginia 31, Texas 23
 Longest Texas Streak Won 2, twice (last 2019-20)
 Longest Texas Tech Streak Won 2, twice (last 2015-16)

Largest Texas Win Texas 33, West Virginia 16 (2014)
 Largest West Virginia Win West Virginia 38, Texas 20 (2015)

TEAM STATISTICAL COMPARISON

Category	'Value	FBS Rk	'Value	FBS Rk
Total Offense	490.0	18	409.8	72
Rushing Offense	217.5	20	165.0	T-63
Passing Offense	272.5	T-45	244.8	73
Team Passing Efficiency	143.80	64	148.91	51
Scoring Offense	42.8	T-14	36.5	42
Total Defense	302.8	23	380.0	75
Rushing Defense	98.2	25	135.0	63
Passing Yards Allowed	204.5	47	245.0	85
Team Passing Eff. Defense	129.02	67	125.65	57
Scoring Defense	27.5	T-85	21.8	T-53
Turnover Margin	-0.50	T-89	-0.25	T-77
3rd Down Conversion Pct	0.492	21	0.332	T-104
4th Down Conversion Pct	0.900	T-5	0.833	T-9
3rd Down Conv. Pct Defense	0.412	94	0.397	99
4th Down Conv. Pct Defense	0.571	T-81	0.500	T-51
Red Zone Offense	0.917	T-39	0.882	50
Red Zone Defense	0.818	59	0.857	T-78
Net Punting	39.56	T-67	39.71	63
Punt Returns	8.17	66	7.75	T-68
Kickoff Returns	17.75	112	20.83	64
First Downs Offense	114	5	88	T-63
First Downs Defense	68	T-35	88	T-91
Fewest Penalties per Game	7.50	T-102	6.00	T-47
Fewest Penalty Yds per Game	60.00	84	46.00	T-36
Time of Possession	33:40	14	25:46	125



TEXAS LONGHORNS

Record 2-2 (0-1 Big 12)
 AP/Coaches Rank RV/RV
 Head Coach Steve Sarkisian (BYU, 1997)
 Record at Texas 7-9 (2nd year)
 Career Record 53-44 (9th year)

GAMEDAY INFORMATION

Kickoff Time 6:30 p.m. CT
 Location Austin, Texas
 Stadium Darrell K Royal-Texas Memorial Stadium

Texas in 2022 2-2
 Home 2-1
 Road 0-1
 Neutral 0-0
 vs. Big 12 0-1
 vs. Ranked 0-1

2022 LEADERS



HUDSON CARD | SOPHOMORE



BIJAN ROBINSON | JUNIOR



JORDAN WHITTINGTON | JUNIOR



JAYLAN FORD | JUNIOR

PASSING

53-OF-80 (66.3%)
 620 YDS
 3 TD, 1 INT

RUSHING

67 ATT
 414 YDS (6.2 YPC)
 7 TD

RECEIVING

18 REC
 199 YDS (11.1 YPR)
 0 TD

TACKLES

38 TOTAL
 3.5 TFL
 1.0 SACKS

2022 SCHEDULE

 W, 52-10 Austin, Texas	 L, 19-20 Austin, Texas	 W, 41-20 Austin, Texas	 L, 34-37 Lubbock, Texas	 OCT. 1 Austin, Texas FS1 6:30 p.m.	 OCT. 8 Dallas, Texas ABC TBA	 OCT. 15 Austin, Texas TBA TBA	 OCT. 22 Stillwater, Okla. TBA TBA	 NOV. 5 Manhattan, Kan. TBA TBA	 NOV. 12 Austin, Texas TBA TBA	 NOV. 19 Lawrence, Kan. TBA TBA	 NOV. 25 Austin, Texas ABC/ESPN TBA
--------------------------------------	--------------------------------------	--------------------------------------	---------------------------------------	---	---	--	--	---	--	---	---

MEDIA INFORMATION

FOOTBALL MEDIA RELATIONS

Sr. Assoc. Athletics Director John Bianco
 john.bianco@athletics.utexas.edu
 Associate Director Thomas Stepp
 thomas.stepp@athletics.utexas.edu
 Assistant Director Ryan Tewes
 ryan.tewes@athletics.utexas.edu

SOCIAL MEDIA

WEBSITE TexasSports.com
 TWITTER @TexasFootball
 INSTAGRAM texasfootball
 Up-to-date information on the football team is available on the football page at www.TexasSports.com. Quotes from news conferences, releases, feature stories and game notes will be available. You can also follow on Twitter and Instagram for the most updated content and information.

WEEKLY NEWS CONFERENCE

A weekly news conference with head coach Steve Sarkisian is held on Monday at 11 a.m. CT in the Centennial Room. Longhorn Network and Austin Radio Network air it live and a replay is posted later in the day on TexasSports.com.

POSTGAME

The Texas locker room is closed. Postgame interviews at home are anticipated to take place in the Moncrief Athletics Complex. Interviews on the road will be determined on a game by game basis. **NO INTERVIEWS ARE TO BE CONDUCTED ON THE FIELD FOLLOWING THE GAME.** Failure to abide by this rule will result in termination of credential.

CREDENTIALS

Requests may be submitted at utcredentials.com.

SPANISH BROADCAST

The Longhorn Radio Network/LEARFIELD offers Cadena Deportiva, a Spanish language radio broadcast of Texas football games. It can be heard in Austin on KTAE 105.3 FM or in Dallas on KFCS 990 AM.

LONGHORN IMG RADIO NETWORK

For complete coverage of Texas Longhorns football, tune into the Longhorn Radio Network/LEARFIELD. Craig Way (play-by-play), Roger Wallace (color) and Will Matthews (sideline) call the action. Longhorn Weekly, Steve Sarkisian's one-hour radio show, airs Thursdays on the radio network.

Abilene	KKHR	106.3
Alpine	KVLF	1240
Amarillo	KGNC	710
Austin	KTXH*	104.9
Austin	K287FG	105.3
Austin	KLGO	1260
Austin	K253AM	98.5
Austin	KOKE	99.3
Big Spring	KBST	1490
Carthage	KGAS	104.3
Carthage	KGAS	1590
Corpus Christi	KEYS	1440
Crockett	KIVY	92.7
Dallas	KRLD	1080
Del Rio	KWMC	1490
El Paso	KROD	600
Fort Stockton	KFST	860
Henderson	KWRD	1470
Houston	KBME	790
Longview	KFRO	1370
Malakoff	KLVO	1410
Marshall	KMHT	1450
Midland	KBAT	99.9
McAllen	KVNS	1700
Orange	KOGT	1600
San Angelo	KKSA	1260
San Antonio	WOAI	1200
San Antonio	KTKR	760
Texarkana	KCMC	740/107.9
Tyler	KTBB	600
Waco	KBHT	104.9

*Flagship

SATELLITE RADIO

This week's broadcast can be heard on Satellite radio on SiriusXM channel 135 or 199 and SXM App channel 953.

USE OF AUDIO/VIDEO COVERAGE

Any accredited media entity using "video or audio materials" (film, traditional video or audio, digital video or audio, photos, etc.) from University of Texas Athletics events (games, practices, post-practice/postgame interviews and press conferences) may use that material only for traditional television newscasts, web-based or print coverage (see note below regarding policy on game video on web), or other electronic transmission as approved by The University in writing, with a limitation of up to three (3) minutes in length from any single event. That three (3)-minute package may contain no more than two (2) minutes of game highlights. Its usage must be only as supporting edited video/audio for a reported video/audio story and not simply as a raw video post/rebroadcast/streamed highlights or interview sessions. Accredited media entities may not offer any live video, audio or other coverage of the event (or tape delay rebroadcast coverage in its entirety) without the advance written permission of The University of Texas athletics department. Video is for news usage only and may not be sponsored or sold. This policy includes all games, matches, practices and events involving any of Texas' athletics programs. It includes all media events — press conferences, pre/post-practice interviews and pre/post-game interviews.

NOTE REGARDING USE OF GAME VIDEO: Policy permits entities to use up to two (2) minutes of video on air (whether taken from the network feed or shot themselves) or on the entity's website. Reports and features must be filed postgame and not during the game. If a game/event is contracted to a network television partner, all highlights may remain on a website no longer than 48 hours following the game/event's conclusion. Highlights may not be used via social media platforms except as a link back to the website/URL hosting the highlights.

EXCEPTION: With advance written permission from the UT Athletics department, media entities will be permitted to rebroadcast the Steve Sarkisian weekly Monday press conferences in its entirety. Video from that 20-minute press conference can be used for either over the air rebroadcast or web postings. Live distribution of the weekly Monday press conference is not permitted. If posted on a website, it must be removed 48 hours after the conclusion of the press conference.

PHOTOGRAPHY

Action shots of UT coaches and student-athletes can be requested by contacting the UT Athletics Photo Department at photo@athletics.utexas.edu.

COLLEGE PRESS BOX.COM is the official media website for Division I football. Access and download game notes, quotes, statistics, media guides, headshots, logos and more for all FBS schools, conferences, postseason games, awards and the College Football Playoff. For access, please register for an account at collegepressbox.com/register.

GAME NOTES

QUICK FACTS

GENERAL INFORMATION

Name	University of Texas
Location	Austin, Texas
Founded	1883
Enrollment	51,991
Nickname	Longhorns
Mascot	Bevo/Hook 'Em
Colors	Burnt Orange and White
Conference	Big 12
President	Jay Hartzell
Vice President & Director of Athletics	Chris Del Conte
Home Field	Darrell K Royal-Texas Memorial Stadium
University Website	utexas.edu
Athletics Website	TexasSports.com
Conference Website	Big12Sports.com

HISTORY

First Year of Football	1893
All-Time Record	930-387-33
All-Time Bowl Record	31-24-2
Last Bowl	2020 Alamo
Last Bowl Opponent	RV Colorado (W, 55-23)
Conference Championships	28
..... 1920, 1928, 1930, 1942, 1943, 1945, 1950, 1952	
..... 1953, 1959, 1961, 1962, 1963, 1968, 1969, 1970	
..... 1971, 1972, 1973, 1975, 1977, 1983, 1990, 1994	
..... 1995, 1996, 2005, 2009	
National Championships	4
..... 1963, 1969, 1970, 2005	
*The 1996-97 academic year was Texas' first in the Big 12	

2022 TEAM INFORMATION

Seniors (including super seniors)	29
Juniors	15
Sophomores	24
Freshmen (including redshirts)	55
Letterwinners Returning/Lost	44/31
Offense/Defense/Specialists (Returning)	20/23/1
Starters Returning/Lost	12/10
Offense	5/6
Defense	7/4

2021 INFORMATION

Overall Record	5-7
Home/Road/Neutral	4-2/1-4/0-1
Big 12 Record/Finish	3-6/7th
Final Ranking	NR (CFP) NR (AP) NR (Coaches)
Bowl Game	N/A
Bowl Opponent/Result	N/A
Bowl Result	N/A

COACHING STAFF

Head Coach	Steve Sarkisian
Alma Mater	BYU, 1997
Record at UT/Years	7-9/2nd
Career Record/Years	53-44/9th
Twitter	@CoachSark
Instagram	steve.sarkisian
Asst. HC/Special Teams Coord./TE	Jeff Banks
Co-Defensive Coordinator/ILB	Jeff Choate
Running Backs	Tashard Choice
Defensive Line	Bo Davis
Offensive Coordinator/OL	Kyle Flood
Safeties	Blake Gideon
Def. Passing Game Coord./Secondary	Terry Joseph
Defensive Coordinator/OLB	Pete Kwiatkowski
Passing Game Coord./Wide Receivers	Brennan Marion
Quarterbacks	AJ Milwee
Strength and Conditioning	Torre Becton

THE OPENING KICKOFF

- The University of Texas continues its 130th season of football on Saturday when the Longhorns play West Virginia in the Longhorns' first home conference game of the 2022 campaign.
- Last week, Texas (2-2, 0-1) fell in overtime at Texas Tech, 37-34, dropping the Big 12 Conference road opener for the first time since 2016.
- West Virginia (2-2, 0-1) arrives in Austin fresh off a road victory over Virginia Tech, 33-10, last Thursday for its second-straight victory of the season.
- Texas has won five of the last six conference home openers.
- This week's game marks the second time Texas opens the home portion of the conference slate against West Virginia and the first time since 2012.
- Texas currently boasts 930 all-time wins, tied for the sixth-most in college football history. UT holds an all-time record of 930-387-33 (.701).

SERIES HISTORY VS. WEST VIRGINIA

- Texas is set to face off with West Virginia for the 12th time in program history on Saturday, and for the seventh time in Austin.
- The Longhorns are 5-6 against West Virginia all-time, and 2-4 when the teams face off at Darrell K Royal-Texas Memorial Stadium.
- Texas and West Virginia have split the last four meetings in Austin.
- West Virginia is the only current member of the Big 12 that Texas does not hold a winning record against.
- Last season, West Virginia topped Texas, 31-23, in Morgantown to snap the Longhorns' two game winning streak over the Mountaineers.

VS. WEST VIRGINIA (ALL-TIME)

Year	Location	Result	Score
1956	Austin	L	6-7
2012	Austin	L	45-48
2013	Morgantown	W	47-40 OT
2014	Austin	W	33-16
2015	Morgantown	L	20-38
2016	Austin	L	20-24
2017	Morgantown	W	28-14
2018	Austin	L	41-42
2019	Morgantown	W	42-31
2020	Austin	W	17-13
2021	Morgantown	L	23-31

A TEXAS WIN WOULD ...

- Be Texas' 931st victory all-time, the sixth-winningest program in college football history.
- Give Steve Sarkisian his 54th victory as a head coach and eighth at Texas.
- Mark Texas' 391st win at Darrell K Royal-Texas Memorial Stadium and 537th overall home victory
- Be the Longhorns 144th victory in Big 12 Conference play and improve their all-time conference record to 144-76.

SARKISIAN ERA ENTERS SECOND SEASON

- Texas Football Head Coach Steve Sarkisian is in his second season at the helm of the Longhorns and his ninth season as a head coach overall.
- Last season, the Texas offense ranked 18th in the nation and second in the Big 12 Conference with 35.5 points per game, the third-straight top-18 scoring output for a Sarkisian-led offense.
- The offensive showing also marked the eighth top-30 scoring offense in Sarkisian's career.
- Bijan Robinson rushed for 1,127 yards in 2021,

marking the 10th consecutive year a Sarkisian coached offense has had a 1,000-yard rusher.

PREGAME ACTIVITIES START AT 2 PM

- Texas fans can tailgate with the best pregame experience in the country with Bevo Blvd presented by H-E-B, Smokey's Midway, and Hook 'Em Hangout all opening at 2 p.m. this Saturday.
- The traditional Bevo Parade presented by Texas Farm Bureau Insurance will begin at 3:30 p.m. Fans can line up at 3:15 p.m. at South Entrance on Bevo Blvd.
- The Stadium Stampede team arrival will begin at 4 p.m. and fans can line up at 3:45 p.m. at north Entrance on Bevo Blvd.

JUMPING INTO THE GAME

- Be in your seats early this Saturday as we welcome back the Red Bull Air Force back to Darrell K Royal-Texas Memorial Stadium.
- Featuring some of the most accomplished skydivers, BASE jumpers, wingsuit fliers, and pilots on the planet, with numerous world records to their credit, their team has combined for more than 150,000 skydives at air shows, football games, F1 races and more
- Fans will want to be in their seats by 6:15 p.m. to ensure they don't miss this moment.

RECORD-SETTING SEASON TICKET SALES

- Texas Football season ticket sales for the 2022 season broke an all-time record, eclipsing 64,000 season tickets to top the previous record of 63,279 set in 2019. This season, more than 8,000 new season tickets were purchased for Coach Steve Sarkisian's second season at the helm of the Longhorns.
- The 2022 home schedule, featuring seven home games for the first time since 2010, has been highlighted by the marquee non-conference home game with future Southeastern Conference foe Alabama. The Sept. 10 clash drew an all-time Darrell K Royal-Texas Memorial Stadium record of 105,213.
- It was only the third time the Longhorns and Crimson Tide had met in Austin and the first time since 1922.
- The home slate also opened with three consecutive home games for the first time since 1996 and just the second time since 1981.

DKR-TEXAS MEMORIAL STADIUM SHINES


- The Texas-Alabama game at Darrell K Royal-Texas Memorial Stadium drew record-setting crowds to the Forty Acres.
- A total of 105,213 packed DKR-Texas Memorial Stadium, topping the previous record of 103,507 established in 2018 in the Longhorns' victory over USC.
- It marked the 30th game in DKR-Texas Memorial Stadium history to draw more than 100,000 fans.
- Texas drew over 100,000 fans to a home game for the first time since 102,498 Longhorn faithful packed the house for UT's 24-10 victory over Iowa State in 2018.

DRAWING A CROWD

- A week after setting the Darrell K Royal-Texas Memorial Stadium attendance record, the Longhorns drew another huge crowd with 102,520 Longhorn faithful packing the house, the third-largest crowd in DKR-Texas Memorial Stadium history, and the 31st crowd of 100,000-plus.
- It marks the first time since 2018 that Texas has drawn back-to-back crowds of over 100,000 fans.
- The combined attendance of 207,733 (105,213 vs. Alabama; 102,520 vs. UTSA) over the last two games is the largest two-game total in stadium history.

GAME NOTES

THE LAST TIME...

	NOV. 20, 2021 Morgantown, W. Va. Milan Puskar Stadium Attendance: 48,755 TV: ESPN2	
	TEXAS NR/NR	23
	WEST VIRGINIA NR/NR	31

Score by Quarters	1	2	3	4	OT	Score
Texas	0	10	7	6	-	23
West Virginia	7	14	7	3	-	31

Scoring Summary

Qtr	Time	Team	Summary
1st	11:02	WVU	S. James 20 yd pass from J. Doege (C. Legg kick) 9-75 3:58, UT 0 - WVU 7
2nd	13:44	WVU	W. Wright 14 yd pass from J. Doege (C. Legg kick) 11-80 5:05, UT 0 - WVU 14
	08:34	UT	K. Robinson 49 yd run (C. Dicker kick) 6-79 2:39, UT 7 - WVU 21
	02:34	WVU	L. Brown 2 yd run (C. Legg kick) 12-82 5:55, UT 7 - WVU 21
	01:13	UT	C. Dicker 50 yd field goal 7-33 1:21, UT 10 - WVU 21
3rd	05:40	UT	X. Worthy 52 yd pass from H. Card (C. Dicker kick) 7-79 3:12, UT 17 - WVU 21
	00:29	WVU	S. Ryan 7 yd pass from J. Doege (C. Legg kick) 9-75 5:11, UT 17 - WVU 28
4th	12:25	UT	R. Johnson 6 yd run (pass failed) 8-72 3:04, UT 23 - WVU 28
	07:03	WVU	C. Legg 45 yd field goal 14-47 5:22, UT 23 - WVU 31

	UT	WVU
FIRST DOWNS	16	28
RUSHES-YARDS (NET)	28-203	43-158
PASSING YDS (NET)	152	301
Passes Att-Comp-Int	30-14-1	44-28-0
TOTAL OFFENSE PLAYS-YARDS	58-355	87-459
Fumble Returns-Yards	0-0	0-0
Punt Returns-Yards	1-0	3-9
Kickoff Returns-Yards	2-40	1-15
Interception Returns-Yards	0-0	1-28
Punts (Number-Avg)	5-44.2	4-44.2
Fumbles-Lost	1-0	0-0
Penalties-Yards	4-41	3-19
Possession Time	21:24	38:36
Third-Down Conversions	2 of 10	12 of 20
Fourth-Down Conversions	0 of 1	1 of 2
Red-Zone Scores-Chances	1-1	4-4
Sacks By: Number-Yards	3-24	1-2

RUSHING: UT-Robinson, Keilan 9-111; Johnson, Roschon 15-77; Card, Hudson 2-18; TEAM 1-(-1); Thompson, Casey 1-(-2). WVU-Brown, Leddie 33-158; Mathis, Tony 5-23; TEAM 1-(-2); Doege, Jarret 3-(-21).

PASSING: UT-Card, Hudson 10-16-0-123; Thompson, Casey 4-14-1-29. WVU-Doege, Jarret 27-43-0-290; Greene, Garrett 1-1-0-11.

RECEIVING: UT-Worthy, Xavier 7-85; Brewer, Cade 4-37; Robinson, Keilan 1-16; Washington, Marcus 1-10; Johnson, Roschon 1-4. WVU-Wright, Winston 6-67; James, Sam 5-64; Prather, Kaden 4-48; Ford-Wheaton, Bryce 3-58; Brown, Leddie 3-4; Smith, Reese 2-29; Esdale, Isaiah 2-13; Ryan, Sean 2-13; Banks, T.J. 1-5.

INTERCEPTIONS: UT-None. WVU-Mahone, Sean 1-28.

FUMBLES: UT-Worthy, Xavier 1-0. WVU-None.

• With four home games left to play, Texas has drawn multiple home crowds of 100,000 fans in a season for the first time since 2018 (three games) and for the second time since 2013.

THE EYES OF COLLEGE FOOTBALL ARE UPON AUSTIN

• Nearly 10.6 million viewers tuned into FOX for Texas Football's game against the Alabama Crimson Tide at Darrell K Royal-Texas Memorial Stadium on Saturday, Sept. 10, the most-watched college football game of the 2022.

• The broadcast averaged 10,595,000 viewers on FOX, peaking at over 15.1 million viewers, and was the fourth-most watch regular season college football matchup in the network's history.

• It marked the 30th game in DKR-Texas Memorial Stadium history to draw more than 100,000 fans.

• In addition to the record-setting crowds on the Forty Acres, FOX College Football announced that the game was the most streamed regular season college football or NFL game in FOX Sports history.

• ESPN's College GameDay drew its top Week 2 viewership in over a decade for the pregame show's live coverage from Lyndon B. Johnson Library Lawn.

• The show averaged 2,104,000 million viewers, an increase of 26% from 2021's Week 2 total.

• The final hour of the show, broadcast live from inside Darrell K Royal-Texas Memorial Stadium from 10 a.m. to 11 a.m. CT, drew 2.7 million viewers.

• ESPN College GameDay's viewership of 2.1 million was the highest Week 2 total for the show since 2010 and the best for a September episode since 2016.

LONGHORN GRADUATES

• Seven members of The University of Texas Football team enter the 2022 season having completed their

degree requirements and have earned their degrees prior to the season. The list includes: OL Junior Angilau, DB Anthony Cook, OL Christian Jones, WR Tarique Milton, EDGE Ovie Oghoufo, WR Gabe Sulser and LB Diamonte Tucker-Dorsey.

TRANSFERRING TO THE 40

• Ten new faces on the Forty Acres for the 2022 season have arrived via transfer from other colleges. That group includes:

Player..... Previous School

TE Jahleel Billingsley	Alabama
QB Quinn Ewers	Ohio State
WR Agiye Hall	Alabama
WR Tarique Milton	Iowa State
WR Isaiah Neyor	Wyoming
OL Will Pliska	Washington
WR Gage Sulser	Montana
P Daniel Trejo	Texas Wesleyan
LB Diamonte Tucker-Dorsey	James Madison
DB Ryan Watts	Ohio State

FRESH FACES

• A total of 12 Longhorns have made their first career starts in the Burnt Orange and White during the first four games of the season. Nine Longhorns made their starting debuts for Texas in the season-opening victory over ULM. That group was made up of OL Kelvin Banks Jr., OL Hayden Connor, QB Quinn Ewers, DB Jaylon Guilbeau, TE Gunnar Helm, OL Cole Hutson EDGE Barryn Sorrell, TE Ja'Tavion Sanders and DB Ryan Watts. Against Alabama, WR Casey Cain joined the group with a start in the second game of his career, and Jamier Johnson made his first career start against



GAME NOTES



UTSA. The following week at Texas Tech, DL Vernon Broughton earned his first career start.

- In all, 35 Longhorns have made their first career appearances for Texas this season. Thirty-three of those occurred in the season opener against ULM, with that group made up of Banks, Ewers, Guilbeau, Hutson, Watts, WR Jaden Alexis, DL Jaray Bledsoe, RB Jaydon Blue, DB X'Avion Brice, DB Terrence Brooks, DL Aaron Bryant, EDGE Ethan Burke, WR Casey Cain, OL DJ Campbell, EDGE Justice Finkley, DB Austin Jordan, WR Tarique Milton, WR Troy Omiere, P Isaac Pearson, WR Savion Red, OL Connor Robertson, DL Kristopher Ross, K Will Stone, WR Gabe Sulser, DL Zac Swanson, DB Michael Taaffe, EDGE J'Mond Tapp, WR Brenen Thompson, P Daniel Trejo, LB Diamonte Tucker-Dorsey, DB Larry Turner-Gooden, OL Neto Umeozulu and OL Cameron Williams.

- WR Agiye Hall joined the group when he made his debut for the Horns against UTSA and DS Lance St. Louis appeared in his first game at Texas Tech.

STARTING STRONG

- It was a complete team effort from the Longhorns in the season-opening 52-10 victory over the ULM Warhawks.
- Texas tallied seven touchdowns in the winning effort and scored in variety of fashions with the offense, defense and special teams all finding the end zone via a blocked punt return, an interception return, two receiving touchdowns and a trio of rushing scores.
- The 52-point output was the fifth game of 48 points or more in the last 12 contests for the Longhorns. Texas has begun each of the last five seasons with a win, besting Tulsa in 2018, Louisiana Tech in 2019, UTEP in 2020, Louisiana in 2021 and ULM in 2022.

SCORE BIG AND SCORE OFTEN

- In last season's victory over Texas Tech, the Longhorns scored 70 points in a game for the first time since 2005 Big 12 Championship Game against Colorado.
- It marked only the second time since 1977 and 11th time in school history that UT had scored 70 points in a game.
- The 70 points tied for the second most scored against a Big 12 opponent in conference play, while the 42 points scored in the first half were also the second most in a Big 12 contest.

- Texas scored at least 32 points in six of 12 games in 2021 and had four games of 48 points or more.
- Texas scored at least 40 points in the first half against Rice (44 on Sept. 18) and Texas Tech (42 on Sept. 25), marking the first time since 2003 (41 vs. Rice/49 vs. Tulane) that the Longhorns tallied at least 40 first-half points in back-to-back games.
- Texas scored 28 points in the first quarter against Oklahoma, the third time this season the Longhorns had scored 28 points in a quarter.
- The 28 points in a quarter are the most by UT against Oklahoma since at least 1942.

FINDING THE END ZONE

- In the Longhorns' season opener against ULM, Keilan Robinson returned a blocked punt for a touchdown, D'Shawn Jamison returned an interception for a score and the Texas offense scored three rushing and two passing touchdowns.
- It marked the first time since the season opener against Maryland in 2017 that Texas scored a touchdown on offense, defense and special teams.
- In the 2017 game, Holton Hill had a 31-yard interception return and returned a blocked field goal for a touchdown, and Reggie Hemphill-Mapps scored on a 91-yard punt return. Shane Buechele added a pair of touchdown passes to Armanti Foreman and Collin Johnson and ran in for another score.
- Texas tacked on a third non-offensive touchdown of the season when Jahdae Barron returned an interception 44 yards for a pick-six against UTSA.
- The three combined defensive and special teams touchdowns are the most for Texas since 2017.

DEFENSE BRINGING THE HEAT

- The Texas defense came up huge in the 20-19 defeat at the hands of Alabama in week two, the first matchup between the storied programs since the 2010 BCS Championship Game.
- Texas' defense limited the high-powered Crimson Tide offense to 20 points, just the seventh time in the last eight seasons that Alabama has been held to 20 points or fewer.
- In the first half, Alabama rushed for 94 yards on 12 carries, with 81 of those yards occurring on one play.
- Following the 81-yard run, Texas forced Alabama to punt on each of the next six drives.

BY THE NUMBERS

1 Junior RB Bijan Robinson is leading the Big 12 Conference in all purpose yards (141.50 ypg), rushing touchdowns (7), total touchdowns (8), scoring (12 ppg) and total points scored (36), while ranking second in rushing yards (412) and rushing yards per game (103.3), third in yards per reception (19.25) and fourth in yards per carry (6.15).

2 Senior EDGE Ovie Oghoufo and junior DB Jahdae Barron each registered two tackles for loss at Texas Tech and junior DB Ryan Watts recorded two pass breakups.

7 Sophomore K Bert Auburn has been successful on seven consecutive field goals since and has made 9-of-11 (81.1) attempts on the season, including all five of 40 or more yards.

9 Junior DB Jerrin Thompson posted career bests at Texas Tech with nine tackles and eight solo tackles.

14 Senior DB Anthony Cook had game highs with 14 tackles and 11 solo tackles at Texas Tech, establishing career bests in both categories.

29 Bijan Robinson has scored a combined 29 touchdowns (22 rush, 7 receiving), tied for the 13th-most total touchdowns in Longhorn history.

30 The Longhorns had three scoring plays of at least 30 yards against Texas Tech, the most in a game this season. Bijan Robinson ran for a 40-yard score, while sophomore WR Xavier Worthy hauled in a 39-yard touchdown reception and junior RB Keilan Robinson had a 35-yard touchdown reception.

35 Keilan Robinson opened the scoring against Texas Tech on Saturday with his 35-yard touchdown reception, the first receiving touchdown of his career.

76 With three catches at Texas Tech last week, Worthy brought his career total to 76 receptions in 16 games played for the Longhorns.

100 Junior LB Jaylan Ford brought his career total to 105 tackles during the game at Texas Tech. He has tallied 38 tackles in the last three games.

277 Sophomore QB Hudson Card threw for a career-high 277 yards against Texas Tech, while also establishing career bests for completions (20) and attempts (30) and equaling his career high for touchdowns (2).

GAME NOTES

LONGHORN 2022 HONOR ROLL

JUNIOR ANGILAU (SENIOR, OL)

- » Preseason All-Big 12 Second Team (Athlon Sports)
- » Preseason All-Texas Second Team (Dave Campbell's Texas Football)

BERT AUBURN (SOPHOMORE, K)

- » Lou Groza Award Star of the Week (Week 2 vs. Alabama)

KELVIN BANKS JR (FRESHMAN, OL)

- » 247Sports 2022 Preseason True Freshman All-American Team
- » ESPN 2022 Preseason True Freshman All-American Team

JAHADE BARRON (JUNIOR, DB)

- » Big 12 Conference Defensive Player of the Week (Week 3 vs. UTSA)
- » Preseason All-Big 12 Fourth Team (Athlon Sports)

JAHLEEL BILLINGSLEY (SENIOR, TE)

- » Preseason All-Big 12 Second Team (Athlon Sports)

KEONORE COBURN (SENIOR, DL)

- » Preseason All-Big 12 Third Team (Athlon Sports)
- » Preseason All-Big 12 Fourth Team (Phil Steele)

ALFRED COLLINS (JUNIOR, DL)

- » Preseason All-Big 12 Third Team (Athlon Sports)

ANTHONY COOK (SENIOR, DB)

- » Preseason All-Big 12 Third Team (Phil Steele)

QUINN EWERS (REDSHIRT FRESHMAN, QB)

- » Preseason All-Big 12 Fourth Team (Athlon Sports)

COLE HUTSON (FRESHMAN, OL)

- » 247Sports 2022 Preseason True Freshman All-American Team
- » ESPN 2022 Preseason True Freshman All-American Team

D'SHAWN JAMISON (SENIOR, DB)

- » Paul Hornung Award preseason watch list
- » Preseason All-Big 12 First Team – PR (Athlon Sports)
- » Preseason All-Big 12 Second Team – DB (Athlon Sports)
- » Preseason All-Big 12 Second Team – DB/PR (Phil Steele)

ROSCON JOHNSON (SENIOR, RB)

- » Doak Walker Award preseason watch list
- » Paul Hornung Award Honor Roll

CHRISTIAN JONES (SENIOR, OL)

- » Preseason All-Big 12 Fourth Team (Phil Steele)

ISAIAH NEYOR (JUNIOR, WR)

- » Biletnikoff Award preseason watch list
- » Preseason All-Big 12 Third Team (Athlon Sports)
- » Preseason All-Big 12 Third Team (Phil Steele)

MORO OJOMO (JUNIOR, DL)

- » Preseason All-Big 12 Fourth Team (Athlon Sports)
- » Preseason All-Big 12 Second Team (Phil Steele)



Chris Low
@ClowESPN · Follow

3:23 PM · Aug 17, 2022



3:23 PM · Aug 17, 2022

768 Reply Copy link

HEISMAN HOPEFUL: BIJAN ROBINSON

- Texas has a strong Heisman tradition when it comes to the running back position with two of the greats - Earl Campbell (1977) and Ricky Williams (1998) hailing from the Forty Acres.
- Additionally, the Longhorns have had 10 running backs or fullbacks place in the Top-10 in Heisman Trophy voting, most recently D'Onta Foreman in 2016.
- Current Big 12 Conference programs have produced five Heisman Trophy Winners from the running back/tailback position: Campbell, Williams, Billy Vessels (1952), Billy Simms (1978) and Barry Sanders (1988).
- The last three running backs named as the Heisman Trophy winner have been sophomores or juniors: Reggie Bush (2005), Mark Ingram (2009) and Derrick Henry (2015).

ROBINSON BY THE NUMBERS

- Bijan Robinson has been one of the top performers in the FBS this season, ranking second in total touchdowns (8), scoring (12.0 ppg) and points scored (48) and third in rushing touchdowns (7), while also ranking 14th in all purpose yards per game (141.50) and 17th in rushing yards (412) and rushing yards per game (103.3).
- He leads the Big 12 Conference in rushing touchdowns, all purpose yards per game, scoring, total points scoring and total touchdowns, while ranking second in rushing yards and rushing yards per game. Additionally, Robinson is third in the conference in yards per reception (19.25) and fourth in yards per carry (6.15).
- This offseason, Robinson focused on maintaining his speed for 90 yards (instead of the 40-yard dash), and was clocked at 22.3 mph on the GPS.
- Robinson has a history of not only making people miss and getting the tough yards, but also breaking big plays as both a rusher and receiver. For his career, Robinson has 33 plays (23 rushes/10 receptions) of 20-plus yards and that includes seven of 50 or more (all runs).
- Over his last 16 games, his ratio of long plays is

even more impressive. During that time, he has 28 plays (19 rushes/9 receptions) of 20-or-more yards, including five runs of 50-plus. He's accomplished that in just 320 plays (281 rushes/39 receptions) in that 16-game span, or a play of 20-plus yards on average about every 11 plays.

- In four games this season, he has seven plays (4 rushes/3 receptions) of 20-or-more yards, including touchdown runs of 78, 41 and 40 yards.
- In 10 games last season, he had 12 plays (9 rushes/3 receptions) of 20-or-more yards, including two of 50-plus, with five touchdowns.

BIJAN BRINGS IT

- Robinson has been on a roll the last two games of the season, combining for 285 yards on 36 carries (7.9 ypc) with 5 rushing TDs, while also hauling in a pair of passes for 41 yards.
- Against Texas Tech, the junior carried the ball 16 times for 103 yards and two scores, including a 40-yard rushing touchdown, and opened the game with a 22-yard reception on the first play from scrimmage.
- With a pair rushing TDs against the Red Raiders, Robinson notched his sixth career multi-rushing TD game in 23 games played.
- The scores also gave him nine multi-touchdown games (rushing or receiving) in his career.
- He has scored a rushing touchdown in four-straight games and has reached the end zone in five consecutive games overall.
- Robinson has scored eight touchdowns (7 rush/1 rec) through four games, the most by a Longhorn in the first four games of a season since Cedric Benson had eight (7 rush/1 rec) in 2004 and is tied for the third-most in UT history.

MOST TOUCHDOWNS THROUGH 4 GAMES (TEXAS, ALL-TIME)

Player	Total TDs	Years
1. Ricky Williams	15 (all rush).....	1998
2. Ricky Williams	9 (all rush).....	1997
3. Bijan Robinson	8 (7 rush/1 rec).....	2022
Cedric Benson	8 (7 rush/1 rec).....	2004
Earl Campbell	8 (all rush).....	1977

- His 100-yard effort against the Roadrunners was the 11th of his career in 23 games.
- The two rushing TDs brought his total to 22 for his career.
- Robinson has scored a combined 29 touchdowns (22 rushing, 7 receiving).
- Robinson rushed for a season high 183 yards on 20 carries in Texas' victory over UTSA and equalled his career high with three rushing touchdowns.
- It marked the third time in his career that he rushed for 180 yards in a game.
- He also has three career games of three rushing touchdowns and five games of three combined rushing and receiving touchdowns.
- Robinson rushed for scores of 78 and 41 yards against the Roadrunners, the first Longhorn to have multiple touchdown runs of 40-plus yards in a season

GAME NOTES



since D'Onta Foreman (4) in 2016.

- He is the first Longhorn to have multiple touchdown runs of 40-plus yards in the same game since Jamaal Charles had two (40, 88) against Nebraska in 2007.

WHAT THEY'RE SAYING ABOUT BIJAN

- "I think he's unique. The ball skills, the illusiveness, the power, the acceleration, the balance, the football IQ, he's a very well-rounded player." – Steve Sarkisian
- "This kid may be the best player in the sport. This kid is big-time." – Kirk Herbstreit
- "Bijan Robinson is the best running back in the country. He's turning into the most dynamic offensive player in the country. He catches it well out of the backfield, they can get it to him in several different ways, he can affect the game at any moment, from anywhere and because of that, I feel very comfortable saying if I had to vote for a Heisman winner today, it would be Bijan Robinson. I think he's the most dynamic player in the country." – Joel Klatt

CLIMBING THE CHARTS

- Robinson has totaled 2,244 career rushing yards, moving ahead of Sam Ehlinger, Marty Akins, Darron Norris and Phil Brown into 17th on the UT all-time rushing list this season.

MOST RUSHING YARDS (TEXAS, ALL-TIME)

Player	Rushing Yards	Years
11. Hodges Mitchell	2,664	1997-2000
12. Eric Metcalf	2,661	1985-88
13. Johnathan Gray	2,607	2012-15
14. Jim Bertlesen	2,510	1969-71
15. Adrian Walker	2,473	1989-92
16. Steve Worster	2,353	1968-70
17. Bijan Robinson	2,244	2020-pr.

- Robinson is averaging 6.4 yards per carry for his career (2,244 yards/348 carries), equaling the best mark among Texas running backs in UT's all-time

Top-25 rushing list alongside D'Onta Foreman's 6.4 ypc (2,782 yds/433 carries) and trailing overall leader QB Vince Young's mark of 6.8 ypc (3,127 yds/457 carries).

- The Tucson, Ariz. native has scored a combined 29 touchdowns during his Longhorn career, tied for 13th-most in program history and four shy of the Top-10.

MOST TOUCHDOWNS SCORED (TEXAS, ALL-TIME)

Player	Total TDs	How Scored
1. Ricky Williams	75	72 rush, 3 rec
2. Cedric Benson	64	64 rush, 3 rec
3. Earl Campbell	41	40 rush, 1 rec
4. Jamaal Charles	39	36 rush, 3 rec
Roy Williams	39	36 rec, 3 rush
6. Vince Young	37	37 rush
Jordan Shipley	37	33 rec, 3 PR, 1 KR
8. Cody Johnson	36	36 rush
Steve Worster	36	36 rush
10. Sam Ehlinger	33	33 rush
Jim Bertlesen	33	33 rush
12. Eric Metcalf	31	23 rush, 7 rec, 1 PR
13. Bijan Robinson	29	22 rush, 7 rec
Selvin Young	29	25 rush, 2 PR, 1 rec, 1 KR

MR. VERSATILITY

- A dual threat, Robinson is one of three players in Texas history with multiple games of at least 100 rushing yards and 50 receiving yards. With three such games in his career (12/5/20 vs. Kansas State - 172/51; 9/4/21 vs. Louisiana - 137/54; 9/25/21 vs. Texas Tech - 103/73), he trails only Longhorn Legend Cedric Benson's four, while they are joined by Texas Great Eric Metcalf, who had two.

- Since 2020, his three games of 100 rushing and 50 receiving yards are tops among active players who accomplished the feat in Power 5 Conferences and he is the only Power 5 Conference player to accomplish the feat multiple times during that stretch.

LONGHORN 2022 HONOR ROLL (CON'T)

DEMARVION OVERSHOWN (SENIOR, LB)

- » Bednarik Award preseason watch list
- » Bronko Nagurski Trophy preseason watch list
- » Butkus Award preseason watch list
- » Lombardi Award preseason watch list
- » Preseason All-Big 12 Team
- » Preseason All-Big 12 First Team (Athlon Sports)
- » Preseason All-Big 12 First Team (Phil Steele)
- » Preseason All-Texas First Team (Dave Campbell's Texas Football)

BIJAN ROBINSON (JUNIOR, RB)

- » Doak Walker Award preseason watch list
- » Earl Campbell Tyler Rose Award Player of the Week Honorable Mention (Week 3 vs. UTSA)
- » Maxwell Award preseason watch list
- » Preseason All-America First Team (Action Network)
- » Preseason All-America First Team (AP)
- » Preseason All-America First Team (Athlon Sports)
- » Preseason All-America First Team (CBS Sports)
- » Preseason All-America First Team (Phil Steele)
- » Preseason All-America First Team (Sporting News)
- » Preseason All-America First Team (Sports Illustrated)
- » Preseason All-America First Team (Walter Camp Football Foundation)
- » Preseason All-Big 12 Team
- » Preseason All-Big 12 First Team (Athlon Sports)
- » Preseason All-Big 12 First Team (Phil Steele)
- » Preseason Big 12 Offensive Player of the Year
- » Preseason All-Texas First Team (Dave Campbell's Texas Football)
- » Preseason All-Texas Best Running Back (Dave Campbell's Texas Football)
- » Walter Camp Player of the Year preseason watch list
- » Wuerffel Trophy preseason watch list

JAT'AVION SANDERS (SOPHOMORE, TE)

- » John Mackey Award preseason watch list

DIAMONTE TUCKER-DORSEY (SENIOR, LB)

- » Preseason All-Big 12 Fourth Team (Phil Steele)

JORDAN WHITTINGTON (JUNIOR, WR)

- » Preseason All-Big 12 Fourth Team (Athlon Sports)

XAVIER WORTHY (SOPHOMORE, WR)

- » Biletnikoff Award preseason watch list
- » Preseason All-America Second Team (AP)
- » Preseason All-America Second Team (Athlon Sports)
- » Preseason All-America Second Team (Phil Steele)
- » Preseason All-America Second Team (Sporting News)
- » Preseason All-America Second Team (Walter Camp Football Foundation)
- » Preseason All-Big 12 Team
- » Preseason All-Big 12 First Team (Athlon Sports)
- » Preseason All-Big 12 First Team (Phil Steele)
- » Preseason All-Texas First Team (Dave Campbell's Texas Football)
- » Maxwell Award preseason watch list
- » Walter Camp Player of the Year preseason watch list

GAME NOTES

TEXAS' RECORD WHEN...

	2022	Sarkisian Era
Overall.....	2-2	7-9
Big 12	0-1	3-7
Non-conference	2-1	4-2
Home	2-1	6-3
Away	0-1	1-5
Neutral	0-0	0-1
Current streak	L1	L1
Current home streak	W1	W1
Current road streak	--	L4
Current neutral site streak	--	L1

Day game	0-2	4-6
Night game	2-0	3-3
August	0-0	0-0
September	2-2	5-3
October	0-0	1-3
November	0-0	1-3
December	0-0	0-0
January	0-0	0-0
vs. Top 25 teams	0-1	1-4
vs. unranked teams	2-1	6-5
On natural grass	0-0	1-3
On artificial surface	2-2	6-6

Scoring first	1-1	4-4
Opponent scores first	1-1	3-5
Leading after 1st quarter	1-1	4-4
Trailing after 1st quarter	1-1	2-5
Tied after 1st quarter	0-0	1-0
Leading at halftime	1-1	5-5
Trailing at halftime	0-0	1-3
Tied at halftime	1-1	1-1
Leading after 3rd quarter	2-2	7-5
Trailing after 3rd quarter	0-0	0-4
Tied after 3rd quarter	0-0	0-0
Overtime	0-0	0-2

Scoring 0-19	0-1	0-2
Scoring 20-29	0-0	1-4
Scoring 30-39	0-1	2-1
Scoring 40+ points	2-0	4-2
Allowing 0-19	1-0	4-0
Allowing 20-29	1-1	2-1
Allowing 30-39	0-1	1-5
Allowing 40+ points	0-0	0-3

Game decided by 1-9	0-2	2-7
Game decided by 10-19	0-0	0-1
Game decided by 20-29	1-0	2-1
Game decided by 30-39	0-0	1-0
Game decided by 40+	1-0	2-0

With 100-yard rusher	1-1	6-4
Allow 100-yard rusher	0-0	2-6
With 300-yard passer	0-0	1-2
Allow 300-yard passer	0-1	1-1
Outgaining opponent	2-0	7-1
Outgained by opponent	0-2	0-8

No turnovers	1-1	2-1
One to three turnovers	1-1	5-7
Three or more turnovers	0-0	0-1
No takeaways	0-2	1-4
One to three takeaways	2-0	6-5
Three or more takeaways	0-0	0-0
Win turnover margin	1-0	4-2
Tie turnover margin	1-1	2-3
Lose turnover margin	0-1	1-4
Win time of possession	0-1	4-1
Lose time of possession	2-1	3-8



• The three games are also more than any other program has achieved since 2020, with Ohio State, Oklahoma and Oregon having players rush for 100 yards and have 50 yards receiving on two occasions.

100 RUSHING, 50 RECEIVING YARD GAMES (ACTIVE POWER 5 PLAYERS SINCE 2020)

Name, School	Total	Games
1. Bijan Robinson, Texas	3	23
2. Roman Hemby, Maryland	1	6
2. TreVeyon Henderson, Ohio State	1	17
2. Raheim Sanders, Arkansas	1	17
2. Zach Evans, TCU/Ole Miss	1	19
2. Zach Charbonnet, Michigan/UCLA	1	20
2. Travis Dye, Oregon/USC	1	25
2. Evan Hull, Northwestern	1	25
2. Sean Tucker, Syracuse	1	25
2. SaRodrick Thompson, Texas Tech	1	26
2. Deuce Vaughn, Kansas State	1	27

• Equally adept at rushing, receiving and blocking, in the season opening win over ULM, he had a rushing and receiving TD in the same game for the fourth time.

• He rushed for a 1-yard touchdown against Alabama, had three rushing touchdowns against UTSA and two rushing scores against Texas Tech, giving him a rushing touchdown in four-straight games and a rushing or receiving score in 15 of his last 16 games.

ALL PURPOSE YARDS PER GAME (CAREER, ACTIVE POWER 5 PLAYERS)

Name, School	Avg.	Games
1. Jahmyr Gibbs, Ga. Tech/Alabama	140.22	23
2. Deuce Vaughn, Kansas State	133.70	27
3. Bijan Robinson, Texas	126.22	23
4. Will Shipley, Clemson	119.71	14
5. Sean Tucker, Syracuse	118.92	25

RUSHING YARDS PER GAME (CAREER, ACTIVE POWER 5 PLAYERS)

Name, School	Avg.	Games
1. Braelon Allen, Wisconsin	110.3	16
2. Mohamed Ibrahim, Minnesota	108.2	33
3. Bijan Robinson, Texas	97.5	23
4. Sean Tucker, Syracuse	97.4	25
5. Deuce Vaughn, Kansas State	93.1	27

BIJAN WITH THE BURST

• Bijan Robinson was on a roll last season, racking up yards at an astonishing rate before an elbow injury sidelined him for the final two games of the season. In 10 games, he had 1,127 yards on 195 carries (5.8 ypc) and 11 touchdowns to go along with 26 receptions for 295 yards (11.3 ypr) and four more scores. In 221 plays he had 1,422 yards for 6.4 yards per play and 15 touchdowns.

• The Tucson, Ariz. native's strong season earned him semifinalist nods for the Maxwell Award, Doak Walker Award and Earl Campbell Tyler Rose Award.

• The hot first half of the season earned him nods on five midseason All-America teams, garnering accolades from the Associated Press, CBS Sports, ESPN, The Athletic and The Sporting News.

• Robinson eclipsed 1,000 rushing yards for the season in the Iowa State game to become the 13th Longhorn to surpass 1,000 yards on the ground in a season. It marked the 24th time in program history in which a Longhorn has accomplished the feat.

• Robinson finished third in the Big 12 Conference in all-purpose yards (142.20), rushing yards per game (112.7), scoring (9.0 points per game) and total touchdowns (15), fifth in rushing yards per carry (5.78), sixth third in rushing yards (1,127) and rushing touchdowns (11), and eighth in total points scored (90). His marks in rushing yards, rushing yards per game, rushing touchdowns, total

GAME NOTES

touchdowns and all-purpose yards all ranked in the top-50 nationally.

- Over his 10 games of 2021 and the final four of 2020, Robinson totaled 1,649 rushing yards on 242 carries (6.8 ypc) with 15 touchdowns, while hauling in 34 receptions for 424 yards (12.5 ypr) and scoring six touchdowns. All told, he had 2,073 yards on 276 plays for 7.5 yards per play and 21 touchdowns.

- He scored 21 touchdowns (15 rushing and six receiving) in his last 11 games.

MOST CONSECUTIVE GAMES W/ TD SCORED (TEXAS ALL-TIME)

Player	Games
1. Ricky Williams (1998-99)	11
Cedric Benson (2003-04)	11
3. Bijan Robinson (2020-21)	10
Jordan Shipley (2008)	10
5. Jamaal Charles (2006-07)	9

- In a 10-game stretch that began in the 2020 season against Kansas State and concluded against Baylor last season, Robinson scored a rushing or receiving touchdown in each game, equaling the longest stretch for a Longhorn since Jordan Shipley scored in 10 consecutive games in 2008. It was the longest streak for a UT running back since Cedric Benson in 2003-04, when Benson matched Ricky Williams' UT record of 11 consecutive games in 1998-99.
- Against Kansas last season, Robinson carried the ball 14 times for 70 yards (5.0 ypc) and caught three passes for 48 yards, including a 25-yard touchdown reception, before leaving the game in the third quarter with an elbow injury.

- Robinson hauled in a career-high eight passes for 32 yards at Iowa State and rushed 18 times for 90 yards (5.0 ypc).

- Against Oklahoma State, Robinson had 135 yards rushing on 21 carries with two touchdowns, while also grabbing three receptions for 38 yards and one touchdown.

- He had six games of 100 rushing yards last season, tied with Cedric Benson for 11th-most by a Longhorn in a season.

- The sophomore has surpassed 100 yards rushing in eight of his last 12 games and nine of the last 14.

- Against Oklahoma, Robinson carried the ball 20 times for 137 yards, including runs of 50 and 33 yards, with one rushing touchdown.

- He earned Big 12 Offensive Player of the Week and Earl Campbell Tyler Rose Award Player of the Week honors following the Longhorns win at TCU after establishing career highs with 35 carries and 216 yards (6.2 ypc), scoring two touchdowns and catching two passes for 22 yards. He also set a personal-best with 238 all-purpose yards.

- Robinson's 216 yards on the ground were the 21st-most in UT history and was the 37th time a Longhorn had surpassed the 200-yard mark. He was the 13th individual to accomplish the feat and first since D'Onta Foreman against Texas Tech in 2016.

- He carried the ball 18 times for 137 yards against

Texas Tech and had two receptions for 54 yards and one touchdown. He had a career-long 38-yard touchdown reception and runs of 33 and 22 yards, giving him.

- Robinson rushed for 127 yards on 13 carries (9.8 ypc) and scored three touchdowns against Rice to earn an Honorable Mention Player of the Week nod from The Earl Campbell Tyler Rose Award.

- Robinson opened the 2021 campaign in style, earning Walter Camp Football Foundation (WCFF) National Offensive Player of the Week honors after racking up 176 all-purpose yards and two touchdowns, including 103 on the ground and a touchdown on 20 carries, along with four receptions for 73 yards and a touchdown in leading the Longhorns to an opening week win over No. 23 Louisiana.

- Had seven touchdowns through the first four games last year, surpassing the six he scored as a freshman in five fewer games played.

- Surpassed 1,000 career rushing yards in the Texas' 58-0 victory over Rice, becoming the 55th Longhorn to reach the mark.

- He reached 1,000 yards on his 138th career carry, the fastest Longhorn to reach the mark since Jamaal Charles accomplished it on his 138th career carry. Vince Young was the fastest to the mark in recent UT history, reaching 1,000 rushing yards on his 136th attempt.

BIJAN BREAKS OUT

- During his freshman season in 2020, Robinson appeared in nine games and made six-straight starts to close out his first season of college football. He led the Longhorns with 703 rushing yards on 86 carries (8.2 ypc) and scored four touchdowns. Robinson was also the team's fifth-leading receiver with 15 catches for 196 and added two more touchdowns as a receiver.

- His standout performances over the second half of last season have put him front and center and many preseason watch lists, including the Doak Walker Award, the Maxwell Award and the Walter Camp Football Foundation Player of the Year lists.

MOST RUSHING YARDS (SEASON, TEXAS TRUE FRESHMAN)

Name	Yards	Year
1. Cedric Benson	1,053	2001
2. Ricky Williams	990	1995
3. Earl Campbell	928	1974
4. Jamaal Charles	878	2005
5. Malcolm Brown	779	2011
6. Keaontay Ingram	708	2018
7. Bijan Robinson	703	2020
8. Jonathan Gray	701	2012
9. Roschon Johnson	649	2019
10. Johnny "Lam" Jones	624	1976

- Robinson was a big-play machine for the Longhorns in 2020, logging a team-high 14 explosive plays (20-plus yards) last year. Ten were as a runner and four

NCAA / BIG 12 TEAM RANKINGS

CATEGORY	NCAA	BIG 12	VALUE
3rd Down Conversion Pct	104	8	0.333
3rd Down Conv. Pct Defense	84	7	0.397
4th Down Conversion Pct	9	2	0.833
4th Down Conv. Pct Defense	51	6	0.500
Blocked Kicks	22	2	1
Blocked Kicks Allowed	89	6	1
Blocked Punts	13	1	1
Blocked Punts Allowed	1	1	0
Completion Percentage	36	6	0.672
Defensive TDs	5	1	2
Fewest Penalties	51	5	24
Fewest Penalties Per Game	47	4	6.00
Fewest Penalty Yards	38	4	184
Fewest Penalty Yds Per Game	36	3	46.00
First Downs Defense	91	8	88
First Downs Offense	63	6	88
Fumbles Lost	10	1	1
Fumbles Recovered	-	-	-
Kickoff Return Defense	58	4	19.22
Kickoff Returns	64	7	20.83
Net Punting	63	7	39.71
Passes Had Intercepted	34	6	2
Passes Intercepted	84	6	2
Passing Offense	73	7	244.8
Passing Yards Allowed	85	7	245.0
Passing Yards per Comp.	54	5	12.55
Punt Return Defense	58	8	5.67
Punt Returns	68	8	7.75
Red Zone Defense	78	7	0.857
Red Zone Offense	50	5	0.882
Rushing Defense	63	7	135.0
Rushing Offense	63	7	165.0
Sacks Allowed	56	6	1.75
Scoring Defense	53	6	21.8
Scoring Offense	42	8	36.5
Tackles for Loss Allowed	54	7	5.00
Team Passing Efficiency	51	6	148.91
Team Passing Eff. Defense	57	6	126.65
Team Sacks	71	7	2.00
Team Tackles for Loss	29	3	6.8
Time of Possession	125	8	25:46
Total Defense	75	9	380.0
Total Offense	72	8	409.8
Turnover Margin	77	7	-0.25
Turnovers Gained	124	9	2
Turnovers Lost	17	4	3
Winning Percentage	62	9	.500

NCAA / BIG 12 INDIVIDUAL RANKINGS

NAME/CATEGORY	NCAA	BIG 12	VALUE
Bert Auburn			
Field Goal Percentage	49	4	.818
Field Goals Per Game	2	1	2.25
Scoring	5	2	11.0
Total Points Scored	6	2	44

Jahdae Barron			
Total Interceptions	64	7	1

Anthony Cook			
Solo Tackles	27	3	5.5
Total Tackles	65	5	8.0

Hudson Card			
Completion Percentage	46	6	0.662
Passing Efficiency	70	7	141.2
Passing Yards Per Completion	72	5	11.70
Yards Per Pass Attempt	64	5	7.75

Jaylan Ford			
Solo Tackles	9	1	6.0
Total Tackles	28	1	9.2

D'Shawn Jamison			
Total Interceptions	64	7	1

DeMarvion Overshown			
Solo Tackles	43	5	5.0

Bijan Robinson			
All Purpose	14	1	141.50
Points Responsible For	61	8	48
Points Responsible For Per Game	65	9	12.0
Rushing Yards Per Carry	29	4	6.15
Rushing TDs	3	1	7
Rushing Yards	17	2	413
Rushing Yards per Game	17	2	103.3
Scoring	2	1	12.0
Total Points Scored	2	1	48
Total Touchdowns	2	1	8
Yards Per Reception	28	3	19.25

Xavier Worthy			
Punt Returns	47	6	7.1

**Must be ranked in the NCAA Top 75 and Big 12 Top 10

GAME NOTES

2022 BIG 12 STANDINGS

Team	Big 12	Overall
Kansas	1-0	4-0
Baylor	1-0	3-1
Kansas State	1-0	3-1
Texas Tech	1-0	3-1
Oklahoma State	0-0	3-0
TCU	0-0	3-0
Iowa State	0-1	3-1
Oklahoma	0-1	3-1
TEXAS	0-1	2-2
West Virginia	0-1	2-2

TEXAS' 2022 OPPONENTS

Opponents	Record
ULM	2-2
Alabama	4-0
UTSA	2-2
at Texas Tech	3-1
West Virginia	2-2
vs. Oklahoma (Cotton Bowl in Dallas)	3-1
Iowa State	3-1
at Oklahoma State	3-0
at Kansas State	3-1
TCU	3-0
at Kansas	4-0
Baylor	3-1
TOTAL	35-11 (.761)

2022 LONGHORN CAPTAINS

ULM

RB Roschon Johnson, EDGE Ovie Oghoufo,
LB DeMarvion Overshown, RB Bijan Robinson

ALABAMA

DL Keondre Coburn, DB Anthony Cook,
RB Keilan Robinson, WR Jordan Whittington

UTSA

OL Jake Majors, DL Moro Ojomo,
DB Jerrin Thompson, WR Xavier Worthy

TEXAS TECH

QB Hudson Card, LB Jaylan Ford,
DB D'Shawn Jamison, OL Christian Jones

WEST VIRGINIA

OKLAHOMA

IOWA STATE

OKLAHOMA STATE

KANSAS STATE

TCU

KANSAS

BAYLOR

as a receiver. Five of those came in the Alamo Bowl as he logged runs of 27, 50, 66 and 21 yards, as well as catching a 23-yard touchdown pass.

• His 66-yard run is the second-longest by a Longhorn in a bowl game, while his 50-yarder is tied for the fifth-longest in a bowl game on school record.

• He saved his best game for last earning Offensive MVP honors of the Alamo Bowl when he carried the ball 10 times for 183 yards (18.3 avg) and scored one touchdown, and also caught two passes for 37 yards and two touchdowns.

• His 183 rushing yards were the most ever by a UT freshman in a bowl game, and the fourth-most by a Longhorn, regardless of class, in a bowl game all-time. It was the sixth-best rushing game in terms of yardage by a freshman in school history overall.

• His rushing yardage total is the best by a freshman in a bowl game in Big 12 history.

• Regardless of class, his rushing total was the best by a Longhorn since D'Onta Foreman tallied 250 yards against Kansas during his Doak Walker Award-winning season in 2016.

• He logged the third 100-yard rushing game of his true freshman season, the third-most in school history. Cedric Benson (5 in 2001), Earl Campbell (4 in 1974), Ricky Williams (3 in 1995), Vince Young (3 in 2003), Jamaal Charles (3 in 2005) and Malcolm Brown (3 in 2011) are the only other Longhorns to record at least three 100-yard games as freshmen.

• He joined Cedric Benson (twice, 2001) and Adrian Walker (twice, 1989) as the only Longhorns to rush for 150-plus yards on multiple occasions during their freshman season.

• Finished the season as the 11th UT freshman to rush for at least 700 yards.

• Broke the Texas single-season records for yards per rush average, averaging 8.2 yards per carry (703 yds/86 carries) this season. James Saxton (7.9 ypc) set the previous record during the 1961 season.

• The Tucson, Ariz. native produced back-to-back impressive performances including against Kansas State on Dec. 5, as he carried the ball nine times for 172 yards (19.1 ypc) and three touchdowns. He also caught three passes for 51 yards out of the backfield.

• Robinson's 172 rushing yards against the Wildcats rank as the eighth-most by a freshman in Texas history. His three touchdowns on the ground are also tied for the second-most by a UT freshman.

• He broke Gib Dawson's 69-year-old school record for yards per carry in a game (min. 8 carries). Dawson averaged 16.0 yards per carry (9 for 144) against North Carolina in 1951.

• Robinson is the first Longhorn to record at least 150 rushing yards and 50 receiving yards in the same game since Cedric Benson vs. Kansas in 2001.

• On Texas' first possession of the third quarter, Robinson broke a 75-yard touchdown run. It was the sixth-longest run by a freshman in school history and one of four explosive plays (20-plus yards) he recorded against K-State.

• Robinson also had runs of 27 and 30 yards, as well as a 27-yard reception from QB Sam Ehlinger.

• He scored his first collegiate touchdown on Texas' opening possession, finding pay dirt from 12 yards out on the ground.

• It was the second 100-yard game of Robinson's young career, the first of which came against West Virginia on Nov. 7. That day, he carried the ball 12 times for 113 yards and caught two passes for 38 yards. It was the first 100-yard game of his career.

• His 9.4 yards per carry had been the best single-game average by a Longhorn against a Big 12 opponent (min. 10 carries) since Doak Walker Award winner D'Onta Foreman vs. Texas Tech in 2016 (10.3 ypc) until his performance against Kansas State.

• Robinson did not lose yardage on any of his 12 carries against the Mountaineers, with 11 resulting in positive yardage and one going for no gain.

• He was named the Big 12 Newcomer of the Week and appeared on the FWAA's Fresh Four for the first time in his career following his breakout day.

• Robinson's first career start came against Baylor on Oct. 24 at Darrell K Royal-Texas Memorial Stadium. That day, he carried the ball 12 times for 55 yards, both season-highs for the Tucson, Ariz. native to that point.

• His second was a week later in a Halloween matchup at No. 6/6 Oklahoma State. Robinson carried the ball 13 times for a team-high 59 yards in the come-from-behind win over the Cowboys.

• He made his collegiate debut in Texas' season opener against UTEP, carrying the ball five times for 38 yards and catching two passes for nine yards. Robinson broke off a 29-yard run late in the third quarter.

BIJAN'S BACKGROUND

• Prior to arriving on the Forty Acres, Bijan Robinson was an All-American and two-time state player of the year at Salpointe High School in Arizona. He was selected to participate in the 2020 All-American Bowl and became the first player in Arizona high school football history to twice win the Ed Doherty Award as the state's top high school football player by the Grand Canyon State Gridiron Club.

• Robinson left high school as Arizona's all-time career touchdown leader with 114, and the state's all-time leading rusher with 7,036 yards to his name. He also became the first player in Arizona history to rush for more than 2,000 yards in three consecutive seasons.

• Coming out of high school, he was ranked No. 14 nationally, No. 1 at all-purpose back and No. 2 overall in Arizona by Rivals. He was slotted at No. 22 nationally, No. 4 among running backs and No. 2 in Arizona by ESPN, and at No. 23 nationally, No. 2 at running back and No. 2 in Arizona by 247Sports.

• Robinson was named the Arizona Gatorade Player of the Year in 2019 and received the Arizona National Football Foundation Frank Kush Player of the Year honor.

GAME NOTES

A FREQUENT FACE IN THE AP POLL

- Texas has made 750 all-time appearances in the Associated Press Top 25, which debuted in 1936. Oklahoma and West Virginia are the league's only other current members to feature in the AP Top 25 on more than 300 occasions.
- The Longhorns' AP Top 25 history includes 55 preseason poll appearances (34 top-10), 45 total weeks at No. 1 and 49 appearances in the final poll (27 top-10).
- Texas has been ranked in 41 of the last 68 AP Polls, dating back to week five of the 2018 season. That stretch includes a streak of 21-straight appearances in the AP Top 25.
- A 162-week run that covered 11 years (2000-10) ranks as UT's longest consecutive streak of being ranked in the AP Top 25 in program history.

MOST AP POLL TOP 25 APPEARANCES (BIG 12 PROGRAMS, ALL-TIME)

Rank	Current Rank	App.
1. Oklahoma.....	No. 18	882
2. Texas	NR	750
3. West Virginia	NR	304
4. Oklahoma State.....	No. 9	275
5. TCU.....	RV	243
6. Baylor	No. 16	225
7. Kansas State.....	No. 25	219
8. Texas Tech.....	RV	141
9. Kansas	RV	109
10. Iowa State.....	NR	70

TEXAS VS. RANKED OPPONENTS (ALL TIME)

Overall record	134-160-8 (.459)
Home	50-48-4 (.510)
Away	35-49-0 (.417)
Neutral (includes bowls)	50-63-4 (.444)

ALL ABOUT ZAY

- Sophomore WR Xavier Worthy opened his 2022 campaign with a solid outing against ULM and a standout performance against No. 1 Alabama to move past 1,000 career receiving yards and climb closer to 100 career receptions.
- Against Texas Tech, Worthy caught three passes for 50 yards, including a 39-yard reception for the 13th touchdown of his career before leaving the game with an injury.
- The three catches brought his career total to 76 and extended his streak of receptions to 16 games.
- In the Longhorns' 41-20 victory over UTSA, Worthy hauled in four receptions for 41 yards.
- Worthy caught five passes for a game-high 97 yards against Alabama, including a diving 46-yard reception at the end of the first quarter.
- He had a pair of receptions for 24 yards against ULM and also returned three punts for 33 yards, including a career long 21 yard returned, and ran the ball once for seven yards.
- Worthy was a dynamic performer in 2021 during his first season on the Forty Acres, smashing decades-old Texas records and setting a new standard for Longhorn freshmen.
- He established Texas freshman single-season receiving records for receptions (62), yards (981) and touchdowns (12), while also holding the top single-game marks for receptions (14), yards (261) and touchdowns (3, twice).
- He was named the Big 12 Conference's Offensive Freshman of the Year and earned All-Big 12 First Team honors, the only freshman among the conference's first- and second-team selections.
- Worthy was the sixth Longhorn to earn the league's offensive freshman of the year honors and the first since Colt McCoy in 2006.
- He joined Caden Sterns (2018) as the only Longhorn freshmen to earn both the conference's highest

IN THE RANKINGS

ASSOCIATED PRESS TOP 25 (Week 5)

Rk	Team (1st)	Record	Points
1	Georgia (55)	4-0	1565
2	Alabama (4)	4-0	1487
3	Ohio State (4)	4-0	1483
4	Michigan	4-0	1354
5	Clemson	4-0	1311
6	USC	4-0	1236
7	Kentucky	4-0	1127
8	Tennessee	4-0	1119
9	Oklahoma State	3-0	1081
10	NC State	4-0	920
11	Penn State	4-0	876
12	Utah	3-1	760
13	Oregon	3-1	727
14	Ole Miss	4-0	691
15	Washington	4-0	657
16	Baylor	3-1	550
17	Texas A&M	3-1	543
18	Oklahoma	3-1	529
19	BYU	3-1	482
20	Arkansas	3-1	457
21	Minnesota	4-0	288
22	Wake Forest	3-1	265
23	Florida State	4-0	244
24	Pittsburgh	3-1	209
25	Kansas State	3-1	166

Others Receiving Votes: Kansas 125, Cincinnati 60, Florida 56, Washington State 31, Syracuse 22, Oregon State 16, Texas Tech 11, North Carolina 9, LSU 7, Tulane 3, UCLA 3, TCU 1

COACHES POLL TOP 25 (Week 5)

Rk	Team (1st)	Record	Points
1	Georgia (34)	4-0	1563
2	Alabama (26)	4-0	1558
3	Ohio State (4)	4-0	1486
4	Michigan	4-0	1379
5	Clemson	4-0	1339
6	USC	4-0	1226
7	Oklahoma State	3-0	1176
8	Kentucky	4-0	1136
9	Tennessee	4-0	1077
10	NC State	4-0	1015
11	Ole Miss	4-0	864
12	Penn State	4-0	824
13	Utah	3-1	822
14	Baylor	3-1	638
15	Oregon	3-1	622
16	Oklahoma	3-1	601
17	Texas A&M	3-1	574
18	Washington	4-0	539
19	Arkansas	3-1	509
20	BYU	3-1	359
21	Wake Forest	3-1	352
22	Florida State	4-0	252
23	Minnesota	4-0	238
24	Pittsburgh	3-1	223
25	Syracuse	4-0	74

Others Receiving Votes: Cincinnati 63, Kansas 59, Florida 49, Texas Tech 36, Kansas State 30, **TEXAS 25**, TCU 20, Michigan State 13, James Madison 11, Mississippi State 10, Air Force 8, Oregon State 7, UCLA 6, Washington State 4, LSU 4, Notre Dame 3, Iowa State 3, Maryland 2, Coastal Carolina 1

2022 WEEK-BY-WEEK RANKINGS

WEEK	AP	COACHES	CFP
Preseason	RV	18	N/A
Week 2	RV	22	N/A
Week 3	21	20	N/A
Week 4	22	19	N/A
Week 5	-	RV	N/A
Week 6	-	-	N/A
Week 7	-	-	N/A
Week 8	-	-	N/A
Week 9	-	-	N/A
Week 10	-	-	-
Week 11	-	-	-
Week 12	-	-	-
Week 13	-	-	-
Week 14	-	-	-
Week 15	-	-	-
Final	-	-	-



Xavier Worthy

GAME NOTES

WINNINGEST PROGRAMS

BY VICTORIES

RK	TEAM	W	L	T	PCT	YEARS
1.	Michigan	980	352	36	0.729	143
2.	Ohio State	946	329	53	0.732	133
	Alabama	946	333	43	0.732	128
4.	Notre Dame	931	332	42	0.730	132
	Oklahoma	931	332	53	0.728	128
6.	TEXAS	930	387	33	0.701	130
7.	Penn State	913	404	42	0.687	136
8.	Nebraska	909	412	40	0.683	133
9.	USC	860	360	54	0.696	129
	Tennessee	860	408	53	0.671	126

BY WINNING PERCENTAGE

RK	TEAM	W	L	T	PCT	YEARS
1.	Ohio State	946	329	53	0.732	133
2.	Alabama	946	333	43	0.732	128
3.	Michigan	980	352	36	0.730	143
4.	Notre Dame	931	332	42	0.730	132
5.	Oklahoma	931	332	53	0.728	128
6.	Boise State	474	179	2	0.725	27
7.	TEXAS	930	387	33	0.701	130
8.	USC	860	360	54	0.696	129
9.	Penn State	913	404	42	0.687	136
10.	Nebraska	909	412	40	0.683	133

MILESTONE VICTORIES

WIN	DATE	OPPONENT	SCORE
50	11/28/1901	Texas A&M	32-0
100	10/29/1910	Auburn	9-0
150	11/3/1918	Ream Flying Field	26-2
200	10/24/1925	Rice	27-6
250	10/28/1933	Rice	18-0
300	10/16/1943	Arkansas	34-0
350	11/24/1949	at Texas A&M	42-14
400	9/26/1958	at Tulane	21-20
450	11/28/1963	at Texas A&M	15-13
500	1/1/1970	vs. Notre Dame ^	21-17
550	10/25/1975	Rice	41-9
600	10/24/1981	at SMU	9-7
650	11/14/1987	TCU	24-21
700	10/21/1995	Virginia	17-16
750	10/20/2001	Colorado	41-7
800	1/4/2006	vs. USC !	41-38
850	11/20/2010	Florida Atlantic	51-17
900	9/15/2018	USC	37-14

^ Cotton Bowl

! Rose Bowl/BCS National Championship Game

freshman honor and be named to the first team in the same season.

• His strong season earned him a finalist nod for the Shaun Alexander Freshman of the Year Award and a semifinalist honor for the Earl Campbell Tyler Rose Award.

MOST RECEPTIONS (TEXAS FRESHMAN - SEASON)

Name	Receptions	Year
1. Xavier Worthy	62	2021
2. Mike Davis	47	2010
3. Jaxon Shipley	44	2011
4. B.J. Johnson	41	2000
5. Roy Williams	40	2000

MOST RECEIVING YARDS (TEXAS FRESHMAN - SEASON)

Name	Yards	Year
1. Xavier Worthy	981	2021
2. Roy Williams	809	2000
3. B.J. Johnson	698	2000
4. Jaxon Shipley	607	2011
5. Mike Davis	478	2010

MOST RECEIVING TOUCHDOWNS (TEXAS FRESHMAN - SEASON)

Name	TDs	Year
1. Xavier Worthy	12	2021
2. Roy Williams	8	2000
3. Jake Smith	6	2019
4. Eight tied, last by Devin Duvernay & Collin Johnson	3	2016

MOST RECEIVING TOUCHDOWNS (TEXAS - SEASON)

Name	Receptions	Year
1. Jordan Shipley	13	2009
2. Xavier Worthy	12	2021
Lima Sweed	12	2006
Roy Williams	12	2002
5. Jordan Shipley	11	2008

MOST RECEIVING TOUCHDOWNS (FBS FRESHMEN - SEASON)

Name	Receptions	Year
1. Michael Crabtree, Texas Tech	22	2007
2. Davante Adams, Fresno State	14	2012
Davone Bess, Hawai'i	14	2005
Mike Williams, USC	14	2002
Jabar Gaffney, Florida	14	2000
-- Xavier Worthy, Texas	12	2021

• A spectacular first half to his freshman campaign landed him on a pair of Freshman Midseason AllAmerica teams with nods from ESPN and The Athletic, as well as a spot on the Biletnikoff Award watch list.

• His 12 touchdowns last season tied for second-most in a season in Texas history (Limas Sweed-2006; Roy Williams-2002) and were the most since Jordan Shipley's school-record 13 in 2009.

• Worthy averaged 31.2 yards per touchdown catch (374 yards on 12 TDs).

• Worthy led all FBS freshmen in receiving yards, receiving yards per game and touchdown receptions and topped Power 5 freshmen with 62 receptions.

• He tallied six receptions for 65 yards against Kansas State, finishing the season with at least five receptions in six games during the season and at least one catch in all 12 games.

• At West Virginia, Worthy caught seven passes for 85 yards, including a 52-yard touchdown.

• Hauled in a touchdown reception in his fourth-straight game, tied for the fifth-longest streak in UT history.

• His 52-yard touchdown reception was his fourth of 50 or more yards.

• The seven receptions against West Virginia are tied for the ninth-most in a game by a freshman in UT history and gave him four of the top-14 marks in the Texas record book.

• Worthy put on a show against Kansas, hauling in 14 receptions for 152 yards and three touchdowns.

• His 14 receptions are tied for second-most and the most ever for a freshman in Texas Football history, while his three touchdowns in the game tied his own freshman record.

• The three scores marked his third multi-touchdown receiving game of the season, a new Texas freshman record, and marked the third consecutive game in which he has had a receiving touchdown, tied for the eighth-longest streak in UT history.

• It was his fourth 100-yard receiving game this season, the only freshman in UT history with more than two in a season, and is tied for the sixth-most in a season in program history.

• Against Iowa State, Worthy caught two passes for 32 yards, including a four-yard score that gave him eight touchdown receptions for the season, equaling Roy Williams' freshman record established in 2000.

• At Baylor, Worthy caught four passes for 115 yards, including a 63-yard touchdown reception, his third touchdown of at least 60 yards during the season.

• Against Oklahoma State, he hauled in five receptions for 28 yards, his fourth five-reception game last year.

• In his Red River Showdown debut against Oklahoma, Worthy hauled in nine receptions for 261 yards and two touchdowns.

• His 261 receiving yards against Oklahoma were a freshman record, the second-most in a game in UT history (273, Jordan Shipley vs. UCF, 2009) and the best output ever for a Longhorn against the Sooners.

• The nine receptions against Oklahoma were at the time tied for fourth-most by a freshman in a single game in program history.

• Worthy's 261 yards (on nine receptions) vs. Oklahoma were the fourth-most in a game by any FBS player last season, while his three TD catches vs. Texas Tech and Kansas were the tied for the seventh-most in a game for any FBS player in 2021, and tied for the most by a freshman.

• He was the first freshman in UT history to have three 100-yard receiving games in a season and the only one with a 200-yard performance.

• Worthy earned Big 12 Newcomer of the Week honors following UT's victory over Texas Tech, after

GAME NOTES

setting a freshman record with three touchdown catches in a game, highlighted by a 62-yard score that ranked then as the 18th-longest touchdown reception by a freshman in program history.

- Worthy finished the day with five receptions for 100 yards, becoming the 13th freshman to hit the century mark in Longhorn history.
- Prior to the showing against the Red Raiders, Worthy came up huge in the Longhorns' win over Rice, establishing a then career best with a six receptions, to go along with 71 receiving yards and one touchdown reception, the first score of his career.
- Worthy's six receptions were tied for 11th-most by a freshman in a game in UT history at the time.
- Explosive plays have become a norm for Worthy, with 14 plays of 20 or more yards last season, including 62-yard and 23-yard touchdown receptions against Texas Tech and 75 and 62-yard touchdowns against Oklahoma in the first six games.
- Worthy also had a 34-yard reception against Louisiana, a 25-yard catch at Arkansas, and a 31-yard grab against Rice.

RUNNING WITH ROSCHON

- Senior RB Roschon Johnson is 24th on the Longhorn all-time rushing list with 1,782, one yard behind Byron Townsend for 23rd on the list.
- This season, he was named a semifinalist for the William V. Campbell Trophy by the National Football Foundation & College Hall of Fame.
- The Campbell Trophy recognizes an individual as the absolute best football scholar-athlete in the nation for his combined academic success, football performance and exemplary leadership.
- The award was previously earned by Longhorn greats Dallas Griffin (2007) and Sam Acho (2010).
- Head Coach Steve Sarkisian on Roschon Johnson:

"What this guy brings every single day, is pretty incredible. He's so mature, he's got unbelievable work ethic, he's an awesome teammate. Think of the teammate that's probably at the lowest of his lows on our team right now, Roschon Johnson is the guy that's picking him up. After a tough loss, Roschon Johnson is the guy that's addressing the team. After a guy scores a touchdown or makes his first tackle of his career, Roschon Johnson's one of the first guys there to celebrate with him. Not to mention what he's doing in school, not to mention what he's done outside school to continue to build his own brand and what he stands for. So, so proud of him and love having him on our team. All of the accolades that he gets, he completely deserves. He's got the utmost respect of everybody in our building, that is for sure."

- Against Texas Tech, he lined up in several positions in the backfield, rushing nine times for 24 yards while also catching a pair of passes for 23 yards.
- He was named to the Paul Hornung Award Honor Roll following Texas' 41-20 victory over UTSA in which he carried the ball 11 times for 81 yards, tallied three receptions for 23 yards and one touchdown, accounting for seven first downs (six rushing, one receiving). He also took snaps when the Longhorns lined up in the wildcat formation.
- Johnson registered 16 yards on five carries against Alabama, while hauling three receptions for 20 yards.
- He opened the 2022 season with a five carry, 34-yard performance against ULM that included the 19th

rushing touchdown of his career, a 16-yard run that capped off a five-play 73-yard drive.

- In 2021, Johnson carried the ball 96 times for 569 yards (5.9 ypc) with five touchdowns and did not have a negative carry until the Longhorns' ninth game of the season, while also adding 11 receptions for 83 yards (7.5 ypr).
- The Point Neches, Texas native put on a show in the season finale against K-State, carrying the Longhorns to victory by rushing the ball a career-high 31 times for a career-best 179 yards while adding a touchdown.
- The performance earned him Earl Campbell Tyler Rose Award Player of the Week Honorable Mention honors.
- He made his mark in the Longhorns' 58-0 win over Rice early in the game, racing for a 72-yard touchdown early in the contest to give Texas a 14-0 first-quarter lead.
- The 72-yard run was a career-long for Johnson, who finished the game with three carries for 112 yards (37.3 ypc).
- Johnson's run continued against Texas Tech, when he carried the ball 13 times for 64 yards (4.9 ypc) and two scores.
- He had a productive 2020 season in the Longhorns' running back rotation. He carried the ball 80 times for 418 yards (5.2 ypc) and scored six touchdowns.
- Johnson's 418 rushing yards and six touchdowns were both the second-best mark by a Longhorn last season.
- Johnson had his best day of the 2020 season in a road win over Kansas State, carrying the ball 14 times for a career-high 139 yards and scoring three touchdowns.
- It was the second time in his career he scored three rushing touchdowns in a game. He previously hit that mark vs. Texas Tech in 2019.
- Johnson surpassed 1,000 career rushing yards against K-State. He was the 54th 1,000-yard rusher in UT history.
- Three seasons ago, Johnson logged 807 all-purpose yards (649 rush/158 rec) on 146 touches (123 rush/23 rec) during his first year at Texas.
- In Big 12 games, Johnson rushed for 485 yards on 92 carries (5.3 ypc) and scored seven touchdowns.
- He posted two 100-yard games on the ground, both coming against conference opponents.
- His first was a 121-yard effort on the road against West Virginia in October. In Morgantown, he averaged 5.8 yards per carry on 21 attempts and scored one touchdown. Johnson was named the Big 12 Newcomer of the Week for the first time in his career for his performance.
- Johnson's second 100-yard outing came in the regular-season finale against Texas Tech, where he totaled 105 rushing yards on 23 carries and scored three rushing touchdowns.
- Johnson was the only Big 12 competitor to rush for more than 100 yards and more than one score during the final week of the regular season, helping him earn Big 12 Newcomer of the Week honors a second time.
- Johnson also rushed for 95 yards and a touchdown in the 2019 AT&T Red River Showdown, his first appearance against Oklahoma.
- His 95 rushing yards were the most by a Longhorn true freshman against the Sooners since Jamaal Charles logged 116 rushing yards in the 2005 Red River Showdown.
- Johnson was an early enrollee at quarterback for the Longhorns in 2019, but converted to the running back spot one week before the season opener against Louisiana Tech due to a slew of injuries to UT's backfield in training camp.

QUINN IN COMMAND

- Redshirt freshman QB Quinn Ewers started the first two games of the season for the Longhorns, completing 25-of-36 passes (69.4%), for 359 yards and two touchdowns in four total quarters of action.
- Against No. 1 Alabama, Ewers passed for 134 yards and connected on 9-of-12 passes before being sidelined with an injury at the end of the first quarter.
- He made his first career start and his Longhorn debut in the season opener against ULM, guiding the Texas to a season-opening 52-10 victory.
- The transfer from Ohio State completed 16-of-24 passes for 225 yards and two touchdowns. After throwing an interception on his second career passing attempt, he bounced back to connect on eight-straight passes and nine of 10, guiding Texas to four touchdowns, a field goal and a field goal attempt on his next six drives. The stretch included a 19-yard touchdown pass to Ja'Tavion Sanders and a 43-yard completion to Casey Cain.
- Ewers' 225 passing yards were the third-most since 1950 for a freshman starting in the season opener, trailing Shea Morenz's 347 (1993) and Shane Buechele's 280 (2016).
- He was the sixth Longhorn freshman to start the season and the fifth to lead Texas to victory:

Name	Year	Result
Bobby Lane	1944	W
Shea Morenz	1993	L
Colt McCoy	2016	W
Shane Buechele	2016	W
Hudson Card	2021	W
Quinn Ewers	2022	W

IT'S IN THE CARD(S)

- Sophomore QB Hudson Card has proven a dual threat for the Longhorns in the first four games of the season, making plays with his arm and legs.
- Against Texas Tech, Card threw for a career-high 277 yards on 20-of-30 passing, equaling his career best with two touchdown passes.
- He also ran three times for 22 yards, including a 22-yard scramble on third down that helped set up his 39-yard touchdown pass to Xavier Worthy.
- He led the offense on a four-play 46-yard drive in just 21 seconds to set up the game-tying field goal against the Red Raiders.
- Card led the Longhorns to a 41-20 victory UTSA, connecting on 15-of-23 passes for 161 yards and a touchdown, establishing then-career bests for completions and attempts while also breaking a career-long 32-yard run.
- He came up big against top-ranked Alabama, guiding the Longhorns on three scoring drives, including a pair of drives that led to Bert Auburn field goals that gave Texas the lead.
- After entering late in the first quarter against the Tide, Card completed 14-of-22 passes (63.6%) for 158 yards, including a 42-yard pass to Bijan Robinson, while also scampering for a then-career-best 20-yard run on second-and-19 late in the third quarter to advance a drive that culminated in a 24-yard field goal to give Texas a 16-10 lead.
- In the season opener against ULM, he threw for 24 yards and connected on 4-of-5 passes.
- He made his first career start in the 2021 season-opening victory over Louisiana, completing 14-of-21 passes (66.7 percent) for 224 yards and two

GAME NOTES

LONGHORNS IN THE NFL

ACTIVE	TEAM
Calvin Anderson	Denver Broncos
Andrew Beck	Denver Broncos
Tarik Black*	New York Jets
Kris Boyd	Minnesota Vikings
Sam Cosmi	Washington Commanders
Michael Dickson	Seattle Seahawks
Quandre Diggs	Seattle Seahawks
Devin Duvernay	Baltimore Ravens
Sam Ehlinger	Indianapolis Colts
DeShon Elliott	Detroit Lions
Poona Ford	Seattle Seahawks
D'Onta Foreman	Carolina Panthers
Marquise Goodwin	Seattle Seahawks
Ta'Quan Graham	Atlanta Falcons
Jordan Hicks	Minnesota Vikings
Lil'Jordan Humphrey	New England Patriots
Malik Jefferson*	Dallas Cowboys
Collin Johnson^	New York Giants
Brandon Jones	Miami Dolphins
PJ Locke III	Denver Broncos
Colt McCoy^	Arizona Cardinals
Charles Omenihu	San Francisco 49ers
Joseph Ossai	Cincinnati Bengals
Adrian Phillips	New England Patriots
Hassan Ridgeway	San Francisco 49ers
Malcolm Roach^	New Orleans Saints
Brenden Schooler	New England Patriots
Caden Sterns	Denver Broncos
Geoff Swaim	Tennessee Titans
Josh Thompson*	Jacksonville Jaguars
Justin Tucker	Baltimore Ravens
Connor Williams	Miami Dolphins

HEAD COACHES	TEAM
Kyle Shanahan	San Francisco 49ers

ASSISTANT COACHES	TEAM
Jerry Gray	Green Bay Packers
Richard Hightower	Chicago Bears

* Practice Squad

^ Injured Reserve

** List last updated on September 25, 2022**

touchdowns and also adding a rushing touchdown.

- Card connected with Bijan Robinson for his first career touchdown on an 18-yard pass to give Texas its first lead of the game late in the first quarter.
- During the Longhorns' first scoring drive of that season, he scrambled six yards on fourth-and-6 to keep the drive alive.
- Also threw a score to Cade Brewer with two minutes remaining in the opening half.
- Ran in a touchdown on third-and-goal from the 3-yard line for the first rushing score of his career.
- Closed out his first career start with more passing yards than Colt McCoy (178) and Sam Ehlinger (222) in their first starts as Longhorns.

LONGHORNS MAKING THEIR MARK

- Currently, the Texas Football program has 32 players on NFL rosters.
- The current crop of Longhorns in the NFL have won a combined four Super Bowl titles, been named to eight All-Pro teams and been selected to appear in six Pro Bowl games.
- It marked the seventh straight year at least one Longhorn has been drafted after Texas set the NFL record with a player selected in 76 consecutive drafts from 1938-2013.

WHITTINGTON PUTS IN THE WORK

- Jordan Whittington has been go-to receiver for Texas QBs in the early part of the season, catching a team-leading 18 passes for 199 yards through the first four games.
- He caught four passes for 52 yards against Texas Tech and had four receptions for 56 yards, including 42 yards after the catch against UTSA.
- The junior was Texas' top target in the matchup with No. 1 Alabama, hauling in seven passes for 64 yards, including a first-quarter, third-down 17-yard reception that kept the Longhorns' second scoring drive alive.
- He opened last season strong in the Longhorns' victory against Louisiana, hauling in seven receptions for a career-high 113 yards and one touchdown. Of those 113 yards, 54 of them came after the catch.
- He came through in the clutch to keep drives alive with four of his seven catches occurring on third down, including a pair of third-down receptions on UT's second touchdown drive, a 41-yard play on third-and-11 that set up the Horns' third touchdown and a 16-yard reception in the fourth quarter that opened the door for his first touchdown catch of the season three plays later. All told, with the four receptions on third down he had 83 yards (20.8 ypc).
- In the Longhorns' victory over TCU, Whittington had a pair of receptions over 30 yards, including a 32-yard touchdown, finishing the day with three receptions for 79 yards and one score.
- Against Texas Tech, Whittington hauled in five passes for 93 yards and added his second touchdown of the year.
- Last season, Whittington set career highs with 26 receptions, 377 yards and three touchdowns.
- Whittington entered the 2021 season with career marks of 23 receptions for 223 receiving yards, including a career-best 10 catches and 65 yards against Oklahoma in 2020.

SANDERS IS A SENSATION

- Sophomore TE Ja'Tavion Sanders has shown his versatility as a blocker and pass catcher during the 2022 campaign.
- At Texas Tech, he was the top target for QB Hudson Card, making five catches for 40 yards.
- He made his first career start in the season opener against ULM and did not disappoint, establishing career highs with six receptions, 85 yards and his first touchdown.
- The 85 receiving yards were the most for a Texas tight end since Jermichael Finley tallied 149 yards on four receptions in against Oklahoma in the 2007 Red River Showdown.
- A tremendous blocker as well, Sanders was targeted six times and caught all six passes, including a pair of clutch catches on third and fourth down that set up a pair of touchdowns.
- He then added three receptions against No. 1 Alabama.

KEILAN COMING THROUGH

- Junior RB Keilan Robinson picked up right where he left off last season, making an impact on the offense and on special teams.
- He hauled in his first-career touchdown reception at Texas Tech, a 35-yard score that he caught at the 22-yard line along the left side of the field, sprinting in for the score.
- Robinson found the end zone with a special teams touchdown on a scoop and score against ULM off a blocked punt for Texas' first points of the season.
- At West Virginia in 2021, he ran for a career-high 111 yards on nine carries (12.3 ypc), including a 49-yard touchdown run.
- Against Rice, the transfer from Alabama blocked a punt in the first quarter that rolled out of the back of the end zone for a safety, the first blocked punt for a score for UT since last season's Big 12 opener against Texas Tech.
- Robinson added a career-long 65-yard touchdown run early in the third quarter that put Texas up 51-0. On the day, Robinson had five carries for 83 yards (16.6 ypc) and one touchdown.
- With four carries against Texas Tech, the sophomore ran for 42 yards, including a 30-yard run, and added a touchdown.
- In 11 games with one start this season, Robinson has rushed the ball 45 times for 322 yards (7.2 ypc) and scored three touchdowns.

DEMARVION IS DIALED IN

- Senior LB DeMarvion Overshown has become a leader and proven big-play maker during his time on the Forty Acres.
- Against Texas Tech, he tallied six tackles (five solo) and had his first sack of the season while playing in just the second half of the game.
- In UT's victory over UTSA, Overshown had 10 tackles (four solo) for his third career game with 10 or more tackles. He also added a half a tackle for loss and a pass break up.
- He tallied five solo tackles in the Longhorns one-point loss to Alabama, helping hold the high-powered Crimson Tide offense to just 20 points.
- He led Texas with eight tackles (six solo) and posted two tackles for loss in the opener against ULM, helping the defense hold the Warhawks to 10 yards or less on six of their first 10 drives.

GAME NOTES

- A Butkus Award semifinalist in 2021, Overshown racked up 74 tackles (38 solo) with 5.5 tackles for loss and 2.0 sacks.
- Last season at Baylor, Overshown had a team-high two pass breakups while collecting five tackles (three solo).
- Totaled four tackles (one solo) against Oklahoma State before leaving early in the second half with an injury.
- Against Oklahoma, the Arp, Texas native had eight tackles (five solo) with two tackles for loss, a fumble recovery and his first career blocked punt.
- In Texas' victory over TCU, Overshown registered 10 tackles, including a career-best eight solo tackles, for his second game of 10 or more tackles on the season.
- He collected a team-high eight tackles against Arkansas, the second-straight game in which he has led the team in tackles.
- In UT's season-opening win over Louisiana, Overshown registered a career-best 13 tackles (4 solo), while also picking up a half sack for a loss of four yards.
- Overshown recorded 21 tackles in the first two games of the season, the most tackles for a Longhorn in the first two contests of the season since Cedric Reed had 24 in 2013.
- In 2020, he recorded 60 tackles, 8.0 tackles for loss, and broke up a team-high seven passes. He also notched one sack, two interceptions, four quarterback hurries, two forced fumbles and one recovery.
- Overshown earned Defensive Player of the Game honors from the UT coaching staff after Texas' 59-3 win over UTEP. He registered four total tackles (three solo) and two tackles for loss against the Miners.
- Overshown made a then career-high 11 tackles and returned an interception 29 yards vs. Oklahoma in the AT&T Red River Showdown.
- His propensity for coming up with the big play at the right time has helped land Overshown on the Butkus Award preseason watch list.
- He posted five tackles (four solo), one tackle for loss, one forced fumble and broke up one pass in Texas' Halloween win at No. 6/6 Oklahoma State.
- Overshown was an anchor for the defense against

West Virginia, registering eight tackles, two tackles for loss, one sack, one pass breakup and one forced fumble.

- He saved one of his best performances for last in 2020, earning Defensive MVP honors in the Alamo Bowl against Colorado with six tackles, a half TFL, an interception and a fumble recovery.
- Overshown appeared in nine games and made starts against Kansas and at Baylor in 2019. He posted five tackles, two tackles for loss, one sack and one pass breakup against the Jayhawks during the first start of his career.
- Totaled 12 tackles (11 solo) and four tackles for loss over Texas' final four games of the 2019 season, including a five-tackle effort at Baylor.

COBURN CLOGS THE MIDDLE

- Senior DL Keondre Coburn has appeared in 42 games with 36 starts during his four-year career at Texas.
- He recorded three tackles (one solo) in the Horns' victory over UTSA in week three.
- Coburn notched three tackles (one solo) against Alabama, causing havoc in the middle of the line and helping hold the Crimson Tide to 20 points.
- He had a strong opening game of the 2022 season against ULM, registering three tackles with a sack for a loss of six yards to help the Texas defense hold the Warhawks to under 100 rushing yards.
- During the 2021 season, Coburn registered 15 tackles (nine solo), with two tackles for loss and one sack.
- He tallied multiple tackles on six occasions, including each of the last three games.
- In the 2021 season-opening win over Louisiana, Coburn became the first Longhorn since 2019 to block a PAT.
- Coburn became a key fixture in the Longhorns' defensive line rotation at the start of the 2019 season, and since then he has helped UT stifle its opponents in the run game. Since the start of the 2019 season, the Texas defense has held nine opponents under 100 yards rushing, including five times in 2019.

- Anchored by Coburn in 2020, Texas held UTEP, Baylor and West Virginia to under 100 rushing yards last year.
- Coburn logged 25 tackles, 4.5 tackles for loss and one sack in 2020.
- He recorded a career-high 11 tackles (4 solo) and two tackles for loss vs. TCU on Oct. 3.
- In 2019, Coburn played in all 13 games and started 12 times. He made 26 tackles, including 18 solo stops 4.5 tackles for loss, two sacks and forced one fumble.
- The Houston native has logged multiple tackles on 17 occasions during his career.

JAMISON TURNS ON THE JETS

- Super senior DB D'Shawn Jamison is one of the most electrifying returners in school history, and a threat to score anytime he touches the football.
- At Texas Tech, he recorded three tackles, including the first sack of his career.
- Against UTSA, Jamison had a pair of solo tackles and broke up two passes in the Longhorns' victory.
- He notched one tackle and broke up a pass in the matchup with Alabama.
- Jamison showcased his dynamic skill-set in the 2022 season opener against ULM, blocking the first punt of the game, which led to a touchdown, then intercepting a pass in the third quarter and returning it 69 yards for the first defensive touchdown of his career - the 14th-longest interception return for a touchdown in Texas Football history.
- His blocked punt made him the first Longhorn to have both a punt return for a touchdown and a blocked punt in his career.
- Jamison's interception return for a score was the fourth non-offensive touchdown of his career, adding to his two career kickoff return scores and a punt return. The number is tied for second in UT history with Aaron Ross (three punt returns, one fumble return) and Jordan Shipley (three punt returns and one kickoff return). Michael Huff holds the Texas record with five (four interception returns, one fumble return).
- For his career, Jamison ranks fourth in program history in kick returns (54) and kick return yards (1,435), while his current average 26.5 yards per return stands as the second-best in UT history.

MOST KICK RETURNS (CAREER)

Player	Kick Returns	Years
1. Quan Cosby	73	2005-08
2. D.J. Monroe	68	2009-12
3. Mike Adams	63	1992-96
4. D'Shawn Jamison	54	2018-pr.
5. Marquise Goodwin	44	2009-12
Daje Johnson	44	2012-15

MOST KICK RETURN YARDS (CAREER)

Player	Kick Return Yards	Years
1. Quan Cosby	1,731	2005-08
2. D.J. Monroe	1,621	2009-12
3. Mike Adams	1,591	1992-96
4. D'Shawn Jamison	1,435	2018-pr.
5. Victor Ike	1,107	1999-2001

- In 2021, he returned 19 kicks for 424 yards (22.3 ypr) and 12 punts for 105 yards (8.8 ypr).



DeMarvion
Overshown

GAME NOTES

- The defensive back intercepted his first pass of the season against Oklahoma State, the fourth pick of his career and first since 2019.
- At TCU, he had three tackles (two solo) and recovered a fumble in the first quarter, the second fumble recovery of his career and first since 2019 against Oklahoma.
- Jamison moved into fourth on UT's all-time kick return yardage list with a pair of 36-yard returns at TCU, giving him 1,155 yards for his career at that time.
- In 2020, he set a UT single-game record against Kansas State on Dec. 5, averaging 50.0 yards per kickoff return. He returned three kickoffs a total of 150 yards (98, 37, 15) to break Fozzy Whittaker's nine-year-old school record (252 yds/6 ret, 42.0 avg).
- Jamison is one of only five Longhorns to return both a punt and kickoff for a touchdown during his career.
- He has returned three kicks for touchdowns in his career overall (2 kickoff/1 punt), which is tied for the second-most in school history. Jordan Shipley (1 kickoff/3 punt) is the only Longhorn with more kick return touchdowns all-time.
- Jamison notched his second career kickoff return for a touchdown with a 100-yard effort in a road win at No. 6/6 Oklahoma State on Halloween. It was the fifth 100-yard touchdown return in school history.
- He was named the Big 12 Special Teams Player of the Week following his effort against the Cowboys.
- Prior to 2020, Jamison returned a kickoff 98 yards late in the fourth quarter of a 48-13 win over Rice in 2019, and a 90-yard punt return against Kansas State in 2018.
- He joined Raymond Clayborn, Quan Cosby, Jordan Shipley and Selvin Young as the only Longhorns to achieve both feats with his score against the Owls at NRG Stadium in Houston.
- He also flashed his return skills against Kansas in 2019, when he recovered a blocked PAT and returned it 90-plus yards for a defensive two-point conversion.
- Earlier in the 2019 season against West Virginia, Jamison picked off two passes and logged four tackles.
- He bagged his team-high third interception of the season at Iowa State. Jamison also made a career-high nine tackles.

NON-OFFENSIVE TOUCHDOWNS

- Texas has made scoring non-offensive touchdowns a habit, registering at least one in 13 of the last 14 seasons.
- The Horns wasted no time this season when Keilan Robinson scored on a D'Shawn Jamison blocked punt to close out the first drive of the season opener by ULM.
- Jamison secured a defensive score with a third-quarter, 69-yard interception return against ULM, giving UT multiple non-offensive touchdowns in a season for the fourth time in six years.
- UT added a third for the 2022 campaign when Jahdae Barron intercepted a pass against UTSA at the Roadrunner 44-yard line and took it to the house for the first interception return of his career.
- Josh Thompson tallied a 27-yard interception return against Texas Tech last season that marked the fifth-straight season in which the Longhorns had a non-offensive touchdown.
- D'Shawn Jamison's 100-yard kickoff return against

- Oklahoma State in 2020 was the second of his career and fueled the Longhorns comeback from an 11-point deficit at the sixth-ranked Cowboys.
- Texas has scored a non-offensive touchdown in 15 of the last 16 seasons.
- Thompson's touchdown was the first for the Texas since defense since Anthony Wheeler's 38-yard fumble return in the 2017 Texas Bowl.
- It was the first interception returned for a touchdown since DeShon Elliott's 43-yard return at Baylor, also in 2017.
- The score was the 79th interception returned for a touchdown in UT history.
- UT finished 2017 with eight non-offensive touchdowns, tied for the most in the country. It was their most since registering 11 in 2009.

Year	Touchdowns
2022.....	2 (2 INT, PR Block)
2021.....	1 (INT)
2020.....	2 (KR, PR Block)
2019.....	1 (KR)
2018.....	2 (FG Block, PR)
2017.....	8 (5 INT, PR, FR, FG Block)
2016.....	None
2015.....	4 (2 FR, INT, PR)
2014.....	2 (2 INT)
2013.....	3 (INT, FR, PR)
2012.....	3 (2 INT, FR)
2011.....	4 (2 KR, INT, PR Block)
2010.....	2 (INT, FR)
2009.....	11 (4 INT, 4 PR, 3 KR)

FORD FOUNDATION

- Junior LB Jaylan Ford has emerged as a crucial member of the defense during the 2022 season.
- At Texas Tech, he recorded 13 tackles (four solo), his third-straight game with 10-or-more tackles, and had a forced fumble.
- Ford was a force against UTSA, posting career best numbers with 15 tackles, 10 solo tackles and his first forced fumble.
- He had a breakout performance against No. 1 Alabama, posting a team-high 10 tackles (six solo) with two tackles for loss and one sack, helping hold the Crimson Tide to 20 points.
- In 2021, the Frisco, Texas native led the team with six tackles for loss. He collected at least one five of the least six games of the season with two in the season finale against Kansas State.
- He notched a career-high 12 tackles (seven solo) against Oklahoma State.
- Ford had at least six tackles in each of the last three games of the season, recording six against Kansas, five at West Virginia and six (all solo) against K-State.

GOING BIG WITH OGHOUFU

- Senior EDGE Ovie Oghoufu has been a dependable cog in the Longhorn defense this season.
- Against Texas Tech, he had six tackles (four solo) and a career-best two tackles for loss.
- He wreaked havoc on UTSA, registering seven tackles (two solo) and tallying one QB hurry.
- Oghoufu made an impact all over the field against No. 1 Alabama, registering five tackles (three solo) and one tackle for loss, including a sack for four yards.
- Oghoufu appeared in all 12 games last season with

- eight starts and totaled 42 tackles (21 solo), with 5.5 TFLs, two sacks, two pass breakups and two quarterback hurries.
- At Baylor, Oghoufu started and collected five tackles, including 1.5 TFLs, his third game of the season with one and a half tackles for loss.
- Against Oklahoma State, the Notre Dame transfer recorded career-high eight tackles and three solo tackles.
- In the victory over Rice, he totaled five tackles (two solo) with 1.5 TFLs and one sack.
- Oghoufu made his first career start and appearance for the Longhorns in the season-opening win over Louisiana.
- He collected seven tackles (one solo) with 1.5 TFLs and one sack in the victory.
- The junior also registered his first career sack as a Longhorn, ending a Louisiana drive late in the third quarter.

LESS THAN 100 RUSHING YARDS

Year	Occurrences
2022	1 (92 ULM)
2021	1 (76 UL)
2020	3 (43 UTEP, 43 WVU, 64 BU)
2019	5 (51 KSU, 71 TTU, 73 LT, 87 RICE, 96 WVU)
2018	4 (-5 USC, 62 ISU, 72 UGA, 88 BU)
2017	7 (10 ISU, 31 BU, 42 SJSU, 56 WVU, 62 TTU, 71 USC, 96 KU)
2016	1 (98 ISU)
2015	None
2014	2
2013	2
2012	1
2011	6
2010	4
2009	10

OJOMO IS ON IT

- Senior DL Moro Ojomo has become a stalwart of the Texas line, appearing in 41 games with 28 starts in his four years on the Forty Acres.
- He collected a pair of tackles (one solo) and had a tackle for loss of three yards against UTSA.
- Versus Alabama, Ojomo picked up a pair of tackles and had one quarterback hurry.
- In the 2022 season opener against ULM, Ojomo posted three tackles (one solo) and had half a sack to help limit the Warhawk rushing attack to 92 yards.
- In 2021, Ojomo tallied career highs for tackles (29), solo tackles (17) and tackles for loss (3), while also adding a pass breakup, which he recorded in the season opener against Louisiana.
- He posted a career-best five games with at least three tackles and had seven multi-tackle games on the year.
- At Arkansas, the Katy, Texas native recorded four

GAME NOTES

tackles (two solo) and one tackle for loss.

- He added another four-tackle game against Oklahoma State.
- At West Virginia, Ojomo tied a career high with five tackles and set a personal best with four solo tackles.
- He equaled that career-best with four solo tackles in the victory over K-State.
- For his career, Ojomo has registered 63 tackles (34 solo), eight tackles for loss and two sacks.
- A consistent presence for the Longhorns, Ojomo has appeared in each of Texas' last 37 games.

SORRELL SETS HIS SIGHTS

- Sophomore EDGE Barryn Sorrell has become a reliable stopper on the defensive line in his first season as a starter for Texas.
- Sorrell recorded three tackles and had a QB hurry in UT's comeback win over UTSA.
- Against Alabama, he registered one tackle and notched one quarterback hurry against the top-ranked team in the nation.
- He collected his first career start in the season opener and made an immediate impact, registering career highs with six tackles (one solo), two tackles for loss and 1.5 sacks.
- His efforts helped silence the ULM ground game, holding the Warhawks to 92 yards on the ground.

JERRIN'S JUMPSTART

- Junior DB Jerrin Thompson has become the field general of the Longhorn secondary, starting each of the first three games of the 2022 campaign as a focally leader of the defense.
- At Texas Tech, Thompson established career highs with nine tackles and eight solo tackles, while also breaking up one pass.
- Against UTSA, he had four solo tackles in helping UT pick up the win.
- Thompson registered one of the best games of his career against Alabama, tallying seven tackles (four solo) against the Crimson Tide.
- That effort was preceded by a four tackle (two solo) performance against ULM in the season opener.
- He had six starts in his 12 appearances last year, registering 41 tackles (26 solo) with three tackles for loss, one forced fumble and a fumble recovery.
- Thompson made his first start of the season against Arkansas, finishing with five tackles (four solo) and the first tackle for loss of his career.
- Thompson made his first career start on Dec. 5 vs. Kansas State last year, and wasted no time making an impact for the Longhorns.
- He notched his first career interception in the first quarter and returned it 21 yards to the K-State 3-yard line, setting up the Longhorns for an easy touchdown.
- He tallied three tackles, all unassisted, the interception and one pass breakup in his first career start.
- In his second start, Thompson led the team with six tackles in the Alamo Bowl.
- In 2020, Thompson appeared in all 10 games and contributed on special teams. He totaled 14 tackles, 10 of which were solo stops.

ANTHONY IS COOKIN'

- Super senior DB Anthony Cook has become a leader in the Texas secondary, pacing the defensive backfield with 32 tackles (22 solo) through the first four games of the season.
- Cook had a career game at Texas Tech, recording personal bests with 14 tackles and 11 solo tackles, while also adding a pass breakup.
- He tallied six tackles (three solo) in UT's win over UTSA, the 11th game of his career with five or more tackles.
- Against Alabama, he collected nine tackles (six solo) and had a career-best tying two tackles for loss.
- He had breakout year in 2021, appearing in all 12 games with eight starts and establishing career highs for tackles (47), solo tackles (27), tackles for loss (three) and pass breakups (three), while equaling his career best with one sack and one fumble recovery.
- He had four tackles (two solo) in the season-opening victory over Louisiana and followed that with four tackles (two solo) and two pass breakups at Arkansas.
- Against Texas Tech, Cook tallied six tackles (three solo).
- He had a standout game at TCU, establishing a career high with eight tackles (six solo), including two tackles for loss and a strip-sack fumble recovery.
- Cook notched five tackles (four solo) against Kansas and equaled his career high with eight tackles (three solo) at West Virginia.
- He eclipsed 100 career tackles at West Virginia and heads into the 2022 season with a total of 107.
- His 47 career games are second-most among active Longhorns.
- For his career, Cook has 110 tackles (62 solo), 6.5 tackles for loss, two sacks, six pass breakups, two forced fumbles and a fumble recovery.

COLLINS CRUSH

- Junior DL Alfred Collins became a force on the defensive front last season, collecting 25 tackles (15 solo) in 12 games, including five tackles for loss and two sacks.
- Against Baylor, he tallied three tackles, all three solo, including a tackle for loss, his third-straight game with a TFL.
- He made his first start of the season against Oklahoma State, equaling a career high with five tackles (three solo), while also registering a tackle for loss.
- In the Red River Showdown against Oklahoma, Collins totaled three tackles, highlighted by a sack for a seven-yard loss.
- He came up big in the Longhorns' win against Texas Tech, recording two tackles for loss including a sack that dropped the Red Raiders quarterback for an eight-yard loss.
- In 2020, he made an impact in his collegiate debut vs. UTEP, registering two tackles and a sack. Collins was the first UT freshman to record a sack in his first game since Jackson Jeffcoat in 2010 vs. Rice.
- In his first Big 12 action, a road contest at Texas Tech, he made four tackles, including one for a loss.
- He made his AT&T Red River Showdown debut on Oct. 10, notching two tackles and teaming up with Jacoby Jones to log his second sack of the season.
- He made his first career start in the Alamo Bowl and

finished with five tackles, one interception and one pass breakup. His interception, the first of his career, set up the UT offense at the Colorado 32-yard line.

- Collins, a Bastrop, Texas native, was an All-America, all-state and three-time all-district honoree at Cedar Creek High School. He was twice named his district's defensive lineman of the year, and was selected to participate in the 2020 All-American Bowl.

THE NATION IS WATCHING

- Texas' home game against No. 1 Alabama, the Crimson Tide's first visit to Austin since 1922 and just the third time Texas hosted the top-ranked team in the nation, drew more than 10.6 million viewers during the second week of the season, more than the combined total of the second and third-ranked game that week.
- During the 2021 season, three of Texas' games were among the Top-5 most viewed broadcasts of the week with each drawing more than three million viewers. In all, six of the Longhorns' games were among the Top-10 most viewed that week.
- In 2020, six of the Longhorns' nine regular-season games were among the Top-5 most viewed games of the week, with three broadcasts drawing more than 3.5 million viewers. Eight of the contests landed in the Top-10 most viewed games.
- Five of Texas' games in 2019 garnered huge television audiences. ABC's featured telecast, "Saturday Night Football," broadcasted both the LSU and Oklahoma State games and brought in ABC/ESPN's largest viewership for that weekend in each of those games. When totaled with an Oct. 5 matchup at West Virginia, UT's three games on ABC last season recorded a combined 15.7 million viewers.
- Dating back to 2018, the Longhorns have had 17 games pull in audiences of three million or more viewers. Including an audience of 13.3 million tuning in to the AllState Sugar Bowl (ESPN), 10.6 million for Alabama (FOX) and 10.3 million viewers watching the Big 12 Championship game (ABC), those 17 games over the past six seasons have tallied a total of 97.2 million viewers. Eleven of those 17 broadcasts were the network broadcasted the games top rated game of the weekend. The 2019 Alamo Bowl was the second-highest rated non-New Year's Six bowl game.

TEXAS' TOP-RATED TV BROADCASTS (SINCE 2018)

Date	Game (Network)	TV Households
9/10/22Alabama (FOX).....	10.6 million*
10/16/21Oklahoma State (FOX).....	3.13 million*
10/9/21vs. Oklahoma (ABC).....	3.4 million*
9/11/21at Arkansas (ESPN).....	3.36 million*
11/27/20Iowa State (ABC).....	3.57 million
10/31/20at Oklahoma State (FOX).....	4.04 million
10/10/20vs. Oklahoma (FOX).....	4.81 million*
12/31/19vs. Utah (ESPN).....	5.6 million
10/12/19vs. Oklahoma (FOX).....	7.2 million*
10/5/19at West Virginia (ABC).....	3.2 million
9/21/19Oklahoma State (ABC).....	3.8 million*
9/7/19LSU (ABC).....	8.7 million*
1/1/19vs. Georgia (ESPN).....	13.3 million
12/1/18vs. Oklahoma (ABC).....	10.3 million
10/27/18at Oklahoma State (ABC).....	3.6 million*
10/6/18vs. Oklahoma (FOX).....	5.6 million*
9/15/18USC (FOX).....	3 million*

COACHING STAFF

STEVE SARKISIAN



HEAD COACH



Entering his 22nd year of coaching and ninth as a head coach, Steve Sarkisian is in his second year as head coach at The University of Texas. A former All-American quarterback at BYU whose coaching career includes six years as an offensive coordinator at both the NFL and collegiate levels, Sarkisian was the 2020 Broyles Award winner (best assistant coach in college football) as offensive coordinator at Alabama. The former head coach at USC and Washington, he was named the 31st Head Football Coach at The University of Texas on January 2, 2021.

Year one of the Coach Sark era at Texas had its ups and downs as the Longhorns dealt with inconsistency, injuries and adversity in a 5-7 campaign. Texas opened and closed the 2021 season with big victories as the Sarkisian era began with a 38-18 victory over No. 23 Louisiana and ended with a 22-17 win over Kansas State. In between, five of the Horns' seven losses came down to the end with Texas falling by eight points or fewer in each of those. The Longhorns offense averaged nearly 200 yards rushing and 425 total yards while ranking 18th nationally in scoring at 35.2 points per game on the season. Wide receiver Xavier Worthy had a record-setting season on his way to Freshman All-America and Big 12 Offensive Freshman of the Year honors. Despite missing the final two games with an injury, running back Bijan Robinson compiled 1,127 rushing yards and 11 touchdowns to go with 26 receptions for 295 yards and four more touchdowns. Kicker Cameron Dicker and offensive lineman Derek Kerstetter joined Worthy and Robinson as four Longhorns who earned first-team All-Big 12 honors. All totaled, 14 Longhorns earned All-Big 12 recognition.

Prior to arriving on the Forty Acres, Sarkisian served as the offensive coordinator and quarterbacks coach at Alabama where he was the architect of 24 straight games in which the Crimson Tide's offense scored 35 or more points, the longest streak in major college football history. Despite coming up just short of that in a 31-14 win over Notre Dame in the College Football Playoff semifinals, the victory propelled Alabama to the National Championship Game where they defeated No. 3 Ohio State, 52-24.

In 2020, Alabama's offense ranked second in the nation in scoring and led all Power 5 schools with 48.5 points per game, which set a school record and included five 50-point games against Southeastern Conference competition. The Crimson Tide became the first team in league history to record five such games in a single season in conference play. The Tide followed that by posting 52 points against Florida in the 2020 SEC Championship to earn the No. 1 seed in the College Football Playoff. They later matched that total in the National Championship Game.

Alabama led the nation in third-down conversion percentage (58.9), team passing efficiency (198.99) and completion percentage (76.2), led by Heisman Trophy finalist and Davey O'Brien Award winner Mac Jones, who posted the top individual ratings in passing efficiency (203.1) and completion percentage

(77.4), as well. The receiving end of the nation's No. 3 passing offense (358.2 ypg) featured the Heisman Trophy winner in DeVonta Smith, who led the nation in receiving yards (1,856) and receiving touchdowns (23), and was second in receiving yards per game (142.8 ypg) despite missing the second half of the National Championship Game due to injury. Along with the Heisman Trophy, Smith claimed the Walter Camp Football Foundation Player of the Year Award, the Maxwell Award and the Biletnikoff Award.

The offense also boasted the nation's leader in rushing touchdowns in Doak Walker Award winner RB Najee Harris with 26, while Harris was third in rushing yards (1,466) and 13th in rushing yards per game (112.8 ypg). Harris finished fifth in the voting for the Heisman Trophy to make Alabama the second team ever to place three players in the top five of the same Heisman vote, joining 1946 Army with Glenn Davis, Doc Blanchard and Arnold Tucker.

Blocking for that group was an offensive line that won the Joe Moore Award and was anchored by two first-team All-Americans in Outland Trophy winner LT Alex Leatherwood and Rimington Trophy winner C Landon Dickerson. Jones, Smith and Harris have all received first-team All-America honors, as well. As a team, Alabama ranked fourth in the nation in total offense at 541.6 yards per game to break the school record.

The 2019 Alabama offense averaged a school-record 47.2 points per game, which ranked second nationally, while averaging 510.8 yards per game, which was sixth nationally and is currently second on school record. Quarterbacks Tua Tagovailoa and Mac Jones combined to throw for 4,449 yards and 49 touchdowns which equated to a school-record 342.2 passing yards per game that ranked third nationally. Alabama's 199.61 passing efficiency rating was not only a school record, but the second-best mark in NCAA history. Smith ranked fifth nationally with 14 receiving touchdowns and 11th with 1,256 receiving yards. The receiving corps also featured Jerry Jeudy, who was 25th (10) and 20th (1,163) in those categories, respectively. Harris was also in the top 25 in rushing touchdowns (21st/13) and rushing yards (1,224). Jeudy and Leatherwood both earned first-team All-America honors, while Smith and OT Jedrick Willis were tabbed second-team All-America. Four members of the Crimson Tide offense went on to be drafted in the first 15 picks of the first round, including Tagovailoa (No. 5/Miami), Willis (No. 10/Cleveland Browns), WR Henry Ruggs III (No. 12 Oakland Raiders) and Jeudy (No. 15/Denver Broncos).

The past two seasons marked Sarkisian's second stint at Alabama after serving as an analyst for most of the 2016 season before being promoted to offensive coordinator for the 2017 College Football Playoff National Championship Game.

Prior to his return to Alabama, Sarkisian was the offensive coordinator for the Atlanta Falcons. During his two years coordinating the Falcons' attack, Sarkisian built one of the most dangerous offenses in

THE SARKISIAN FILE

PERSONAL

Hometown Torrance, Calif.
Education BYU (1997)
Wife Loreal Smith
Children Ashley, Taylor, Brady

YEAR-BY-YEAR

AS HEAD COACH			
Year	School	Record	Postseason
2022	Texas	2-2	--
2021	Texas	5-7	--
2015	USC	3-2	--
2014	USC	9-4	Holiday Bowl
2013	Washington	8-4	Fight Hunger Bowl*
2012	Washington	7-6	Maaco Bowl
2011	Washington	7-6	Alamo Bowl
2010	Washington	7-6	Holiday Bowl
2009	Washington	5-7	--

*Did not coach in bowl

CAREER RECORD (8 seasons) 53-44 (.546)
BOWL RECORD 2-2 (.500)

AS ASSISTANT COACH

Year	School (Position)	Postseason
2020	Alabama (OC/QB)	CFP Championship*
2019	Alabama (OC/QB)	Citrus Bowl
2018	Atlanta Falcons (OC)	--
2017	Atlanta Falcons (OC)	NFC Divisional
2016	Alabama (Interim OC/Analyst)	CFP Championship!
2008	USC (Asst. HC/OC/QB)	Rose Bowl
2007	USC (Asst. HC/OC/QB)	Rose Bowl
2006	USC (QB)	Rose Bowl
2005	USC (QB)	Rose Bowl^
2004	Oakland Raiders (QB)	--
2003	USC (QB)	Rose Bowl
2002	USC (QB)	Orange Bowl
2001	USC (QB)	Las Vegas Bowl
2000	El Camino College (QB)	--

& Semifinal - Cotton Bowl | Championship - Miami, Fla.

! Semifinal - Peach Bowl | Championship - Tampa, Fla.

^ BCS National Championship Game

RECORD BY OPPONENT

Opponent	Overall	At Texas
Alabama	0-1	0-1
Arizona	4-2	0-0
Arizona State	1-4	0-0
Arkansas	0-1	0-1
Arkansas State	1-0	0-0
Baylor	0-2	0-1
Boise State	1-1	0-0
Boston College	0-1	0-0
BYU	0-1	0-0
California	6-0	0-0
Colorado	4-0	0-0
Eastern Washington	1-0	0-0
Fresno State	1-0	0-0
Hawaii	1-0	0-0
Idaho	2-0	0-0
Idaho State	1-0	0-0
Illinois	1-0	0-0
Iowa State	0-1	0-0
Kansas	0-1	0-1
Kansas State	1-0	1-0
Louisiana	1-0	1-0
LSU	0-2	0-0
Nebraska	2-2	0-0
Notre Dame	1-1	0-0
Oklahoma	0-1	0-1
Oklahoma State	0-0	0-1
Oregon	0-5	0-0
Oregon State	4-2	0-0
Portland State	1-0	0-0
Rice	1-0	1-0
San Diego State	1-0	0-0
Southern California (USC)	2-2	0-0
Stanford	2-5	0-0
Syracuse	1-0	0-0
TCU	1-0	1-0
Texas Tech	1-1	1-1
UCLA	1-3	0-0
ULM	1-0	0-0
Utah	2-1	0-0
UTSA	1-0	1-0
Washington	0-1	0-0
Washington State	5-1	0-0
West Virginia	0-0	0-1
OVERALL	53-44	7-9
BOWL GAMES	2-2	0-0

COACHING STAFF

THE SARKISIAN FILE (CONT.)

Sarkisian's Record When	As Head Coach	At Texas
Overall.....	53-44.....	7-9
Conference.....	34-33.....	3-7
Non-conference.....	19-11.....	4-2
Home.....	38-14.....	6-3
Away.....	13-27.....	1-5
Neutral.....	2-3.....	0-1
Day game.....	32-27.....	4-6
Night game.....	21-17.....	3-3
On natural grass.....	15-20.....	1-3
On artificial turf.....	38-24.....	6-6
August.....	2-0.....	0-0
September.....	22-11.....	5-3
October.....	11-19.....	1-3
November.....	14-12.....	1-3
December.....	4-2.....	0-0
January.....	0-0.....	0-0
vs. unranked teams.....	42-19.....	6-5
vs. Top 25 teams.....	11-25.....	1-4
vs. Top 20 teams.....	9-24.....	0-4
vs. Top 15 teams.....	6-19.....	0-3
vs. Top 10 teams.....	4-11.....	0-2
vs. Top 5 teams.....	1-7.....	0-1
Scoring first.....	38-19.....	4-4
Opponent scores first.....	15-25.....	3-5
Leading after 1st quarter.....	34-12.....	4-4
Trailing after 1st quarter.....	12-29.....	2-5
Tied after 1st quarter.....	7-3.....	1-0
Leading at halftime.....	44-12.....	5-5
Trailing at halftime.....	6-31.....	1-3
Tied at halftime.....	3-1.....	1-1
Leading after 3rd quarter.....	43-10.....	7-5
Trailing after 3rd quarter.....	6-34.....	0-4
Tied after 3rd quarter.....	3-0.....	0-0
Overtime.....	1-4.....	0-2
With a 100-yard rusher.....	37-21.....	6-4
With a 100-yard receiver.....	19-11.....	2-3
With a 300-yard passer.....	14-7.....	1-2
Allowing a 100-yard rusher.....	10-27.....	2-6
Allowing a 100-yard receiver.....	19-8.....	1-1
Allowing a 300-yard passer.....	12-5.....	1-1
Outgaining opponent.....	41-8.....	7-1
Outgained by opponent.....	11-36.....	0-8
Scoring 0-9 points.....	0-3.....	0-1
Scoring 10-19 points.....	4-13.....	0-1
Scoring 20-29 points.....	7-17.....	1-4
Scoring 30-39 points.....	18-8.....	2-1
Scoring 40-49 points.....	11-1.....	1-1
Scoring 50+ points.....	12-2.....	3-1
Allowing 0-9 points.....	10-0.....	1-0
Allowing 10-19 points.....	22-3.....	3-0
Allowing 20-29 points.....	13-8.....	2-1
Allowing 30-39 points.....	7-15.....	1-5
Allowing 40-49 points.....	1-10.....	0-1
Allowing 50+ points.....	0-8.....	0-2
Game decided by 1-9.....	19-19.....	2-7
Game decided by 10-19.....	11-10.....	0-1
Game decided by 20-29.....	8-7.....	2-1
Game decided by 30-39.....	8-6.....	1-0
Game decided by 40-49.....	3-2.....	1-0
Game decided by 50+.....	3-0.....	1-0
No turnovers.....	15-7.....	2-1
One to three turnovers.....	37-32.....	5-7
Four or more turnovers.....	1-4.....	0-1
No takeaways.....	5-9.....	1-4
One to three takeaways.....	38-33.....	6-5
Four or more takeaways.....	10-2.....	0-0
Win turnover margin.....	35-7.....	4-2
Tie turnover margin.....	9-22.....	2-3
Lose turnover margin.....	9-15.....	1-4
Win time of possession.....	32-13.....	4-1
Lose time of possession.....	21-31.....	3-8

the NFL. The 2018 unit finished in the top 10 in the NFL in passing yards (fourth – 4,653 yards), total yards (sixth – 6,226 yards) and scoring (10th – 25.9 ppg). Quarterback Matt Ryan was third in the NFL in passing yards (4,924 yards) while tossing 35 touchdowns. Wide receiver Julio Jones caught 113 passes for 1,677 yards and eight touchdowns, and Calvin Ridley added 64 catches for 821 yards and a team-high 10 scores. Jones led the league in receiving yards in 2018, while Ridley paced all rookies in receiving yards and touchdowns.

In 2017, two pieces of the Falcons offense, Jones and center Alex Mack, were selected to the Pro Bowl. Atlanta led the NFL in third-down percentage in Sarkisian's first season, while finishing eighth in the league in passing offense (249.4) and third in yards per play (5.93).

Sarkisian not only boasts play-calling experience at the highest levels of football, but seven years as an FBS head coach. He guided the Southern California program in 2014-15, and the Washington Huskies from 2009-13. He posted a head coaching record of 46-35 over those seven seasons while leading his teams to five bowl appearances.

During his time as head coach at USC, Sarkisian led the Trojans to a 12-6 overall record including a second-place finish in the Pac-12's Southern Division in 2014. His 2014 offense ranked in the top 25 nationally in passing efficiency (fourth – 165.35), passing offense (15th – 296.6 ypg), third down conversions (19th – 46.6 percent) and scoring offense (22nd – 35.8 ppg). The Trojans finished 9-4 overall, including wins in four of their last five games, and capped the year with a Holiday Bowl win over Nebraska.

In 2014, Sarkisian produced a pair of first-team All-Americans in DE Leonard Williams and WR Nelson Agholor, a sophomore All-American first teamer in S/ LB Su'a Cravens, a quartet of Freshman All-American first teamers in CB/WR Adoree' Jackson, who was the Pac-12 Freshman Defensive Player of the Year, along with OL Toa Lobendahn, WR JuJu Smith and OG Viane Talamaivao. Quarterback Cody Kessler had the most efficient passing season in USC history (69.7 completion percentage, 39 passing TDs, five interceptions), Agholor had 104 receptions, which was third-best in USC history, and Allen rushed for 1,489 yards, the most by a Trojan since 2005. USC's offense ranked in the national Top 25 in passing efficiency, passing offense, third down conversions and scoring offense, while the defense was in the nation's Top 20 in turnover margin, red zone defense and third down conversion defense. Six Trojans were drafted by the NFL, including a pair of first rounders in Williams and Agholor, along with four players he coached at Washington, including three in the first round in DT Danny Shelton, CB Marcus Peters and LB Shaq Thompson.

At Washington, Sarkisian inherited a program in 2009

that had won just 12 games during the previous five seasons, including a winless season the year prior. Despite that challenge, he guided the Huskies to bowl games in his last four seasons. His eight victories in 2013 were the most at UW since 2000 and the Huskies finished ranked No. 25 in the Associated Press poll. His overall Washington record was 34-29, and his tenure in Seattle resulted in eight wins over Associated Press Top 25 teams (No. 3 USC, No. 19 California in 2009; No. 18 USC, No. 18 Nebraska and No. 24 Oregon State in 2010; No. 7 Oregon State and No. 8 Stanford in 2012; No. 13 Boise State in 2013).

Among the UW players Sarkisian coached were nine additional NFL draftees, including QB Jake Locker, CB Desmond Trufant, LBs Donald Butler and All-American Mason Foster, DE Daniel Te'o-Nesheim and RB Bishop Sankey, plus All-Pac-12 RB Chris Polk.

Sarkisian arrived at Southern Cal as an assistant in 2001 and took over as the quarterbacks coach in 2002, where he tutored quarterback Carson Palmer to the Heisman Trophy and the No. 1 overall pick in the 2003 NFL Draft. After spending the 2004 season as the quarterbacks coach for the Oakland Raiders, Sarkisian returned to the Trojan staff in February of 2005 as the assistant head coach and quarterbacks coach for four seasons (2005-08). He added the offensive coordinator role to his duties in 2007 and 2008 at USC.

At USC, Sarkisian coached Heisman Trophy-winning quarterbacks in Palmer and Leinart, along with NFL signal-callers Mark Sanchez, John David Booty and Matt Cassel. The Trojans went 23-3 during his tenure as the offensive coordinator.

Prior to his start in coaching as quarterbacks coach at El Camino College in 2000, Sarkisian starred at the quarterback position at the prep, collegiate and pro levels. He spent time with the Saskatchewan Roughriders of the Canadian Football League for three seasons (1997-99) following his collegiate career at BYU.

While with the Cougars from 1995-96, he completed 549-of-824 passes (66.6 percent) for 7,755 yards and 55 touchdowns. His 162.0 career passing efficiency rating was third on the all-time NCAA list when he finished playing. As a senior in 1996, he led the nation in passing efficiency (173.6, the fourth-best mark in NCAA history at the time), leading the Cougars to the WAC championship and a win in the 1997 Cotton Bowl. He was the WAC Offensive Player of the Year in 1996 and earned second team All-America honors.

Sarkisian earned his bachelor's degree in sociology from BYU in 1997 after getting his associate's degree in general studies from El Camino College in 1994.

He is married to the former Loreal Smith, who competed and coached in track and field. He has two daughters, Ashley and Taylor, and a son, Brady.

COACHING STAFF



JEFF BANKS
Asst. HC, ST Coord.
(Tight Ends)



JEFF CHOATE
Co-Defensive Coach.
(Inside Linebackers)



TASHARD CHOICE
Assistant Coach
(Running Backs)



BO DAVIS
Assistant Coach
(Defensive Line)



KYLE FLOOD
Offensive Coordinator
(Offensive Line)



BLAKE GIDEON
Assistant Coach
(Safeties)



TERRY JOSEPH
Assistant Coach
(Def. Pass Game)



PETE KWIATKOWSKI
Defensive Coordinator
(Outside Linebackers)



BRENNAN MARION
Assistant Coach
(Pass Game Coord./WRs)



AJ MILWEE
Assistant Coach
(Quarterbacks)



TORRE BECTON
Director of
Football Performance

2022 NUMERICAL ROSTER

NO	NAME	POS	HT	WT	CL-EX	HOMETOWN (PREVIOUS SCHOOL)	NO	NAME	POS	HT	WT	CL-EX	HOMETOWN (PREVIOUS SCHOOL)
0	DeMarvion Overshown*	LB	6-4	220	Sr.-4L	Arp, Texas (Arp)	40	Ben Armstrong	EDGE	6-3	259	Fr.-HS	Leander, Texas (Rouse)
0	Ja'Tavion Sanders	TE	6-4	242	So.-1L	Denton, Texas (Ryan)	41	Jaylan Ford	LB	6-3	234	Jr.-2L	Frisco, Texas (Lone Star)
1	Hudson Card	QB	6-2	201	So.-1L	Austin, Texas (Lake Travis)	42	D.J. Harris Jr.	EDGE	6-2	235	Fr.-RS	New Caney, Texas (New Caney)
1	Justice Finkley	EDGE	6-2	248	Fr.-HS	Trussville, Ala. (Hewitt-Trussville)	42	Nathan Hatter	TE	6-2	245	Sr.-SQ	Leander, Texas (Glenn)
2	Roschon Johnson	RB	6-2	222	Sr.-3L	Port Neches, Texas (Port Neches-Groves)	43	Jett Bush	LB	6-2	238	Sr.-3L	Houston, Texas (Strake Jesuit)
3	Quinn Ewers	QB	6-2	207	Fr.-TR	Southlake, Texas (Carroll/Ohio State)	44	Tannahill Love	LB	5-11	230	Jr.-SQ	Fort Worth, Texas (All Saints)
3	Diamondte Tucker-Dorsey*	LB	5-10	219	Sr.-TR	Norfolk, Va. (Lake Taylor/James Madison)	45	Bert Auburn	K	6-0	182	So.-SQ	Flower Mound, Texas (Flower Mound)
4	Austin Jordan	DB	6-0	196	Fr.-HS	Denton, Texas (Ryan)	45	Vernon Broughton	DL	6-4	293	So.-1L	Houston, Texas (Cypress Ridge)
4	Jordan Whittington	WR	6-1	205	Jr.-2L	Cuero, Texas (Cuero)	46	Joshua Egbuna	EDGE	6-3	255	Fr.-HS	Mansfield, Texas (Lake Ridge)
5	D'Shawn Jamison*	DB	5-10	187	Sr.-4L	Houston, Texas (Lamar)	47	Luke Brockermeyer	LB	6-3	224	Sr.-3L	Fort Worth, Texas (All Saints Episcopal)
5	Bijan Robinson	RB	6-0	222	Jr.-2L	Tucson, Ariz. (Salpointe)	47	Charles Feris	K	6-2	214	Fr.-HS	Houston, Texas (Cypress Ranch)
6	Maalik Murphy	QB	6-5	225	Fr.-HS	Inglewood, Calif. (Junipero Serra)	48	Patrick Bayouth	TE	6-4	273	Sr.-SQ	Bellaire, Texas (Houston Episcopal)
6	Ryan Watts	DB	6-3	206	Jr.-TR	Little Elm, Texas (Little Elm/Ohio State)	49	Thatcher Milton	WR	5-10	185	So.-SQ	Cypress, Texas (Cy-Fair)
7	BJ Allen Jr.	DB	6-1	206	Fr.-HS	Aledo, Texas (Aledo)	49	Isaac Pearson	P	6-2	223	Fr.-RS	Newcastle, Australia (University of Newcastle)
7	Keilan Robinson	RB	5-9	185	Jr.-1L	Washington, D.C. (St. John's/Alabama)	50	Michael Flanagan	LB	6-2	229	Fr.-HS	Frisco, Texas (Wakeland)
8	Terrance Brooks	DB	6-0	197	Fr.-HS	Little Elm, Texas (Little Elm)	51	Michael Landwehr	LB	6-0	223	So.-SQ	Dallas, Texas (Highland Park)
8	Xavier Worthy	WR	6-1	164	So.-1L	Fresno, Calif. (Central East)	52	DJ Campbell	OL	6-3	323	Fr.-HS	Arlington, Texas (Bowie)
9	Jahleel Billingsley	TE	6-4	220	Sr.-TR	Chicago, Ill. (Phillips Academy/Alabama)	52	Chris Hannon	EDGE	6-2	219	Sr.-SQ	Houston, Texas (Second Baptist)
9	Larry Turner-Gooden	DB	6-0	199	Fr.-HS	South Central Los Angeles, Calif. (Bishop Alemany)	53	Aaron Bryant	DL	6-2	307	Fr.-HS	Southaven, Miss. (Southaven)
11	Anthony Cook*	DB	6-1	188	Sr.-4L	Houston, Texas (Lamar)	54	Cole Hutton	OL	6-5	303	Fr.-HS	Frisco, Texas (Frisco)
11	Brenen Thompson	WR	5-10	163	Fr.-HS	Spearman, Texas (Spearman)	55	Winston Smith	LB	6-1	208	Fr.-HS	Houston, Texas (Memorial)
13	Jaden Alexis	WR	6-0	186	Fr.-RS	Pompano Beach, Fla. (Monarch)	56	Cameron Williams	OL	6-5	364	Fr.-HS	Duncanville, Texas (Duncanville)
13	Jaylon Guilbeau	DB	6-0	182	Fr.-HS	Port Arthur, Texas (Memorial)	57	Christian Rizzi	DS	5-11	224	So.-SQ	Metairie, La. (Metairie Park Country Day)
14	X'Avion Brice	DB	6-1	174	Fr.-HS	Arlington, Texas (Seguin)	58	Lance St. Louis	DS	6-0	217	Fr.-HS	Gilbert, Ariz. (Williams Field)
14	Charles Wright	QB	6-1	202	Fr.-RS	Austin, Texas (Austin)	59	Will Pliska	OL	6-5	285	Sr.-TR	Kirkland, Wash. (Lake Washington/Washington)
15	Agiye Hall	WR	6-3	196	So.-TR	Valrico, Fla. (Bloomington/Alabama)	61	Sawyer Goram-Welch	OL	6-4	296	So.-1L	Longview, Texas (Longview)
15	Will Stone	K	6-0	186	Fr.-HS	Austin, Texas (Regents School)	62	Connor Robertson	OL	6-4	307	Fr.-HS	Austin, Texas (Westlake)
16	Ben Ballard	QB	5-11	203	Sr.-1L	Austin, Texas (Hyde Park Baptist)	63	Rick McBroom	OL	6-2	302	Fr.-HS	Fort Worth, Texas (All Saints Episcopal)
16	Tarique Milton	WR	5-10	196	Sr.-TR	Bradenton, Fla. (Manatee/Iowa State)	64	Michael Balis	OL	6-5	275	Sr.-SQ	Plano, Texas (Plano West)
17	Savion Red	WR	5-10	209	Fr.-HS	Grand Prairie, Texas (Grand Prairie)	65	Jake Majors	OL	6-3	314	So.-1L	Prosper, Texas (Prosper)
17	J'Mond Tapp	EDGE	6-3	241	Fr.-HS	Donaldsville, La. (Ascension Catholic)	66	Chad Wolf	OL	6-3	274	Sr.-SQ	Austin, Texas (Lake Travis)
18	Isaiah Neyor	WR	6-3	213	Jr.-TR	Fort Worth, Texas (Arlington Lamar/Wyoming)	67	Malik Agbo	OL	6-4	339	Fr.-HS	Federal Way, Wash. (Beamer)
18	Ovie Oghoufo	EDGE	6-3	239	Sr.-1L	Lathrup Village, Mich. (Harrison/Notre Dame)	69	Andrej Karic	OL	6-5	306	So.-2L	Southlake, Texas (Carroll)
19	Ishmael Ibraheem	DB	6-2	169	Fr.-RS	Dallas, Texas (Kimball)	70	Christian Jones	OL	6-6	328	Sr.-3L	Cypress, Texas (Cypress Woods)
19	Cole Lourd	QB	6-2	220	So.-SQ	Los Angeles, Calif. (Brentwood School)	71	Logan Parr	OL	6-4	314	Fr.-RS	Helotes, Texas (O'Connor)
21	Kitan Crawford	DB	5-11	202	Jr.-2L	Tyler, Texas (John Tyler)	72	Neto Umeozulu	OL	6-4	306	Fr.-HS	Allen, Texas (Allen)
21	Troy Omeire	WR	6-3	213	So.-SQ	Sugar Land, Texas (Fort Bend)	75	Junior Angilau	OL	6-6	311	Sr.-3L	Salt Lake City, Utah (East)
23	Jahdae Barron	DB	5-11	190	Jr.-2L	Austin, Texas (Connally)	76	Hayden Conner	OL	6-5	324	So.-1L	Katy, Texas (Taylor)
23	Jaydon Blue	RB	6-0	194	Fr.-HS	Houston, Texas (Klein Cain)	78	Kelvin Banks Jr.	OL	6-4	320	Fr.-HS	Humble, Texas (Summer Creek)
24	Jonathon Brooks	RB	6-0	202	Fr.-RS	Hallettsville, Texas (Hallettsville)	79	Max Merrill	OL	6-4	292	Fr.-RS	Houston, Texas (Strake Jesuit)
25	Trevell Johnson	LB	5-11	187	Fr.-HS	Arlington, Texas (Martin)	80	Myles Hill	TE	6-2	207	Fr.-HS	Arlington, Texas (Martin)
25	Joe Tatum	QB	5-11	174	Fr.-HS	Los Angeles, Calif. (Loyola)	81	Juan Davis	TE	6-4	219	So.-1L	Fort Worth, Texas (Everman)
26	Derrick Brown	LB	6-3	202	Fr.-HS	Texarkana, Texas (Texas)	82	Gus Asel	WR	6-1	214	Jr.-SQ	Frisco, Texas (Reedy/Hendrix College)
26	Ky Woods	RB	5-9	171	Fr.-HS	League City, Texas (Clear Springs)	83	Gabe Sulser*	WR	5-9	163	Sr.-TR	Billings, Mont. (Billings Senior/Montana)
27	JD Coffey III	DB	6-0	189	So.-1L	Kennedale, Texas (Kennedale)	84	Reece Beauchamp	WR	6-2	190	Fr.-HS	Austin, Texas (Vandegrift)
27	Colin Page	RB	5-10	214	Fr.-HS	Austin, Texas (Anderson)	85	Gunner Helm	TE	6-5	251	So.-1L	Englewood, Colo. (Cherry Creek)
28	Jerrin Thompson	DB	6-0	187	Jr.-2L	Lufkin, Texas (Lufkin)	86	Paxton Anderson	WR	6-4	214	Jr.-SQ	Dallas, Texas (Highland Park)
29	Zach Edwards	DS	5-11	212	Sr.-2L	Azle, Texas (Azle/Oklahoma)	86	Zac Swanson	DL	6-4	257	Fr.-HS	Phoenix, Ariz. (Brophy College Prep)
29	Carson Marshall	DB	6-0	189	Fr.-HS	Katy, Texas (Katy)	87	Parker Alford	WR	5-10	176	Sr.-SQ	Dripping Springs, Texas (Dripping Springs)
30	Devin Richardson	LB	6-3	234	Sr.-1L	Klein, Texas (Klein/New Mexico State)	88	Casey Cain	WR	6-3	195	Fr.-RS	New Orleans, La. (Warren Easton)
31	Jamier Johnson	DB	6-0	175	So.-1L	Pasadena, Calif. (Muir)	88	Barryn Sorrell	EDGE	6-4	256	So.-1L	New Orleans, La. (Holy Cross)
32	Prince Dorbah	EDGE	6-3	232	So.-SQ	Dallas, Texas (Highland Park)	89	Brayden Liebrock	TE	6-4	228	Jr.-1L	Chandler, Ariz. (Chandler)
33	David Gbenda	LB	6-0	229	Jr.-2L	Katy, Texas (Cinco Ranch)	90	Byron Murphy II	DL	6-1	312	So.-1L	DeSoto, Texas (DeSoto)
35	Koby Kidd	LB	6-2	215	Fr.-HS	Weatherford, Texas (Weatherford)	91	Ethan Burke	EDGE	6-6	245	Fr.-HS	Austin, Texas (Westlake)
35	Daniel Trejo	P	6-2	195	Sr.-TR	Fort Worth, Texas (Castleberry/Texas Wesleyan)	93	T'Vondre Sweat	DL	6-4	346	Sr.-3L	Huntsville, Texas (Huntsville)
36	Quinn Merritt	WR	6-1	190	Fr.-HS	Los Gatos, Calif. (Los Gatos)	94	Jaray Bledsoe	DL	6-4	260	Fr.-HS	Marlin, Texas (Marlin)
36	Michael Taaffe	DB	6-0	188	So.-SQ	Austin, Texas (Westlake)	95	Alfred Collins	DL	6-5	288	Jr.-2L	Bastrop, Texas (Cedar Creek)
37	Morice Blackwell Jr.	DB	6-1	196	So.-1L	Arlington, Texas (Martin)	96	Gabriel Lozano	K	6-1	179	Sr.-SQ	Austin, Texas (Westlake/Texas Tech)
37	Doak Wilson	DB	6-0	190	Sr.-SQ	Austin, Texas (Westlake)	97	Kristopher Ross	DL	6-2	263	Fr.-HS	Houston, Texas (North Shore)
38	Graham Gillespie	DB	6-0	191	Fr.-HS	Cypress, Texas (Bridgeland)	98	Moro Ojomo	DL	6-3	284	Sr.-3L	Katy, Texas (Katy)
38	Remy Patson	WR	5-9	164	Fr.-HS	Austin, Texas (Regents School)	99	Keondre Coburn	DL	6-2	344	Sr.-3L	Houston, Texas (Westfield)
39	Hamilton McMartin	WR	6-0	184	Fr.-HS	Katy, Texas (Katy)							

*Super Senior

PRONUNCIATIONS

Malik Agbo.....	AHG-boh	Jaylon Guilbeau.....	JAY-lon GILL-boh	DeMarvion Overshown.....	deh-MAR-vee-on
Junior Angilau.....	ONG-ee-lau	Agiye Hall.....	uh-JYE	Savion Red.....	SAY-vee-on
Jahdae Barron.....	jah-DAY	Ishmael Ibraheem.....	ish-MY-el EE-brah-heem	Bijan Robinson.....	bee-ZAHN
Morice Blackwell Jr.....	mahr-EECE	Jamier Johnson.....	juh-MEER	Keilan Robinson.....	KEE-lan
Jaray Bledsoe.....	juh-RAY	Roschon Johnson.....	ROH-shahn	Ja'Tavion Sanders.....	juh-TAY-vee-on
X'Avion Brice.....	x-AY-vee-on	Andrej Karic.....	AHN-dray CAR-ick	Barryn Sorrell.....	BAER-in sore-ELL
Vernon Broughton.....	BRAWT-un	Brayden Liebrock.....	LIE-brock	Gabe Sulser.....	SUL-sir
Keondre Coburn.....	kee-AHN-dray	Isaiah Neyor.....	NAY-or	T'Vondre Sweat.....	tuh-VOHN-dray SWET
Kitan Crawford.....	KEE-tuhn	Ovie Oghoufo.....	OH-vee uh-GO-fu	Michael Taaffe.....	TAF
Prince Dorbah.....	DORE-bah	Moro Ojomo.....	OH-juh-mo	Neto Umeozulu.....	NAY-toe you-MOO-zah-low
David Gbenda.....	BEND-ah	Troy Omeire.....	oh-MEER-ee	Xavier Worthy.....	x-ZAY-vee-er

2022 ALPHABETICAL ROSTER

NO	NAME	POS	HT	WT	CL-EX	HOMETOWN (PREVIOUS SCHOOL)	NO	NAME	POS	HT	WT	CL-EX	HOMETOWN (PREVIOUS SCHOOL)
67	Malik Agbo	OL	6-4	339	Fr-HS	Federal Way, Wash. (Beamer)	70	Christian Jones	OL	6-6	333	Sr-3L	Cypress, Texas (Cypress Woods)
13	Jaden Alexis	WR	6-0	186	Fr-RS	Pompano Beach, Fla. (Monarch)	4	Austin Jordan	DB	6-0	196	Fr-HS	Denton, Texas (Ryan)
87	Parker Alford	WR	5-10	176	Sr-SQ	Dripping Springs, Texas (Dripping Springs)	69	Andrej Karic	OL	6-5	306	So-2L	Southlake, Texas (Carroll)
7	BJ Allen Jr.	DB	6-1	206	Fr-HS	Aledo, Texas (Aledo)	35	Koby Kidd	LB	6-2	215	Fr-HS	Weatherford, Texas (Weatherford)
86	Paxton Anderson	WR	6-4	214	Jr-SQ	Dallas, Texas (Highland Park)	51	Marshall Landwehr	LB	6-0	223	So-SQ	Dallas, Texas (Highland Park)
75	Junior Angilau	OL	6-6	311	Sr-3L	Salt Lake City, Utah (East)	89	Brayden Liebrock	TE	6-4	228	Jr-1L	Chandler, Ariz. (Chandler)
40	Ben Armstrong	EDGE	6-3	259	Fr-HS	Leander, Texas (Rouse)	19	Cole Lourd	QB	6-2	220	So-2L	Los Angeles, Calif. (Brentwood School)
82	Gus Asel	WR	6-1	214	Jr-SQ	Frisco, Texas (Reedy/Hendrix College)	44	Tannahill Love	LB	5-11	230	Jr-SQ	Fort Worth, Texas (All Saints)
45	Bert Auburn	K	6-0	182	So-SQ	Flower Mound, Texas (Flower Mound)	96	Gabriel Lozano	K	6-1	179	Sr-SQ	Austin, Texas (Westlake/Texas Tech)
64	Michael Balis	OL	6-5	275	Sr-SQ	Plano, Texas (Plano West)	65	Jake Majors	OL	6-3	314	So-1L	Prosper, Texas (Prosper)
16	Ben Ballard	QB	5-11	203	Sr-1L	Austin, Texas (Hyde Park Baptist)	29	Carson Marshall	DB	6-0	189	Fr-HS	Katy, Texas (Katy)
78	Kelvin Banks Jr.	OL	6-4	320	Fr-HS	Humble, Texas (Summer Creek)	63	Rick McBroom	OL	6-2	302	Fr-HS	Fort Worth, Texas (All Saints Episcopal)
23	Jahdae Barron	DB	5-11	190	Jr-2L	Austin, Texas (Connally)	39	Hamilton McMartin	WR	6-0	184	Fr-HS	Katy, Texas (Katy)
48	Patrick Bayouth	TE	6-4	273	Sr-SQ	Bellaire, Texas (Houston Episcopal)	79	Max Merrill	OL	6-4	292	Fr-RS	Houston, Texas (Strake Jesuit)
84	Reece Beauchamp	WR	6-2	190	Fr-HS	Austin, Texas (Vandegrift)	36	Quinn Merritt	WR	6-1	190	Fr-HS	Los Gatos, Calif. (Los Gatos)
9	Lekele Billingsley	TE	6-4	220	Sr-TR	Chicago, Ill. (Phillips Academy/Alabama)	76	Tarique Milton	WR	5-10	196	Sr-TR	Bradenton, Fla. (Manatee/Iowa State)
37	Morice Blackwell Jr.	DB	6-1	196	So-1L	Arlington, Texas (Martin)	49	Thatcher Milton	WR	5-10	185	So-SQ	Cypress, Texas (Cy-Fair)
94	Jaray Bledsoe	DL	6-4	260	Fr-HS	Marlin, Texas (Marlin)	6	Maalik Murphy	QB	6-5	225	Fr-HS	Inglewood, Calif. (Junipero Serra)
23	Jaydon Blue	RB	6-0	194	Fr-HS	Houston, Texas (Klein Cain)	90	Byron Murphy II	DL	6-1	312	So-1L	DeSoto, Texas (DeSoto)
47	Luke Brockermeyer	LB	6-3	224	Sr-3L	Fort Worth, Texas (All Saints Episcopal)	18	Isaiah Neyor	WR	6-3	213	Jr-TR	Fort Worth, Texas (Arlington Lamar/Wyoming)
14	X'Avion Brice	DB	6-1	174	Fr-HS	Arlington, Texas (Seguin)	18	Ovie Oghoufo	EDGE	6-3	239	Sr-1L	Lathrup Village, Mich. (Harrison/Notre Dame)
24	Jonathon Brooks	RB	6-0	202	Fr-RS	Hallettsville, Texas (Hallettsville)	98	Moro Ojomo	DL	6-3	284	Sr-3L	Katy, Texas (Katy)
8	Terrance Brooks	DB	6-0	197	Fr-HS	Little Elm, Texas (Little Elm)	21	Troy Omeire	WR	6-3	213	So-SQ	Sugar Land, Texas (Fort Bend)
45	Vernon Broughton	DL	6-4	293	So-1L	Houston, Texas (Cypress Ridge)	0	DeMarvion Overshown*	LB	6-4	220	Sr-4L	Arp, Texas (Arp)
26	Derrick Brown	LB	6-3	202	Fr-HS	Texarkana, Texas (Texas)	27	Colin Page	RB	5-10	214	Fr-HS	Austin, Texas (Anderson)
53	Aaron Bryant	DL	6-2	307	Fr-HS	Southaven, Miss. (Southaven)	71	Logan Parr	OL	6-4	314	Fr-RS	Helotes, Texas (O'Connor)
91	Ethan Burke	EDGE	6-6	245	Fr-HS	Austin, Texas (Westlake)	38	Remy Patson	WR	5-9	164	Fr-HS	Austin, Texas (Regents School)
43	Jett Bush	LB	6-2	238	Sr-3L	Houston, Texas (Strake Jesuit)	49	Isaac Pearson	P	6-2	223	Fr-RS	Newcastle, Australia (University of Newcastle)
88	Casey Cain	WR	6-3	195	Fr-RS	New Orleans, La. (Warren Easton)	59	Will Pliska	OL	6-5	285	Sr-TR	Kirkland, Wash. (Lake Washington/Washington)
52	DJ Campbell	OL	6-3	323	Fr-HS	Arlington, Texas (Bowie)	17	Savion Red	WR	5-10	209	Fr-HS	Grand Prairie, Texas (Grand Prairie)
1	Hudson Card	QB	6-2	201	So-1L	Austin, Texas (Lake Travis)	30	Devin Richardson	LB	6-3	234	Sr-1L	Klein, Texas (Klein/New Mexico State)
99	Keondre Coburn	DL	6-2	344	Sr-3L	Houston, Texas (Westfield)	57	Christian Rizzi	DS	5-11	224	So-SQ	Metairie, La. (Metairie Park Country Day)
27	JD Coffey III	DB	6-0	189	So-1L	Kennedale, Texas (Kennedale)	62	Connor Robertson	OL	6-4	307	Fr-HS	Austin, Texas (Westlake)
95	Alfred Collins	DL	6-5	291	Jr-2L	Bastrop, Texas (Cedar Creek)	5	Bijan Robinson	RB	6-0	222	Jr-2L	Tucson, Ariz. (Salpointe)
76	Hayden Conner	OL	6-5	324	So-1L	Katy, Texas (Taylor)	7	Keilan Robinson	RB	5-9	185	Jr-1L	Washington, D.C. (St. John's/Alabama)
11	Anthony Cook*	DB	6-1	188	Sr-4L	Houston, Texas (Lamar)	97	Kristopher Ross	DL	6-2	263	Fr-HS	Houston, Texas (North Shore)
21	Kitan Crawford	DB	5-11	202	Jr-2L	Tyler, Texas (John Tyler)	0	Ja'Tavion Sanders	TE	6-4	242	So-1L	Denton, Texas (Ryan)
81	Juan Davis	TE	6-4	219	So-1L	Fort Worth, Texas (Everman)	55	Winston Smith	LB	6-1	208	Fr-HS	Houston, Texas (Memorial)
32	Prince Dorbah	EDGE	6-3	232	So-SQ	Dallas, Texas (Highland Park)	88	Barryn Sorrell	EDGE	6-4	258	So-1L	New Orleans, La. (Holy Cross)
29	Zach Edwards	DS	5-11	212	Sr-2L	Azle, Texas (Azle/Oklahoma)	58	Lance St. Louis	DS	6-0	217	Fr-HS	Gilbert, Ariz. (Williams Field)
46	Joshua Egbuna	EDGE	6-3	255	Fr-HS	Mansfield, Texas (Lake Ridge)	15	Will Stone	K	6-0	186	Fr-HS	Austin, Texas (Regents School)
3	Quinn Ewers	QB	6-2	207	Fr-TR	Southlake, Texas (Carroll/Ohio State)	83	Gabe Sulser*	WR	5-9	163	Sr-TR	Billings, Mont. (Billings Senior/Montana)
47	Charles Feris	K	6-2	214	Fr-HS	Houston, Texas (Cypress Ranch)	86	Zac Swanson	DL	6-4	257	Fr-HS	Phoenix, Ariz. (Brophy College Prep)
1	Justice Finkley	EDGE	6-2	248	Fr-HS	Trussville, Ala. (Hewitt-Trussville)	93	T'Vondre Sweat	DL	6-4	346	Sr-3L	Huntsville, Texas (Huntsville)
50	Michael Flanagan	LB	6-2	229	Fr-HS	Frisco, Texas (Wakeland)	36	Michael Taaffe	DB	6-0	188	So-SQ	Austin, Texas (Westlake)
41	Jaylan Ford	LB	6-3	234	Jr-2L	Frisco, Texas (Lone Star)	17	J'Mond Tapp	EDGE	6-3	241	Fr-HS	Donaldsville, La. (Ascension Catholic)
33	David Gbenda	LB	6-0	229	Jr-2L	Katy, Texas (Cinco Ranch)	25	Joe Tatum	QB	5-11	174	Fr-HS	Los Angeles, Calif. (Loyola)
38	Graham Gillespie	DB	6-0	191	Fr-HS	Cypress, Texas (Bridgeland)	11	Brenen Thompson	WR	5-10	163	Fr-HS	Spearman, Texas (Spearman)
61	Sawyer Gorum-Welch	OL	6-4	296	So-1L	Longview, Texas (Longview)	28	Jerrin Thompson	DB	6-0	187	Jr-2L	Lufkin, Texas (Lufkin)
13	Jaylon Guilbeau	DB	6-0	182	Fr-HS	Port Arthur, Texas (Memorial)	35	Daniel Trejo	P	6-2	195	Sr-TR	Fort Worth, Texas (Castleberry/Texas Wesleyan)
15	Agiye Hall	WR	6-3	196	So-TR	Valrico, Fla. (Bloomington/Alabama)	3	Diamonte Tucker-Dorsey*	LB	5-10	219	Sr-TR	Norfolk, Va. (Lake Taylor/James Madison)
52	Chris Hannon	EDGE	6-2	219	Sr-SQ	Houston, Texas (Second Baptist)	9	Larry Turner-Gooden	DB	6-0	199	Fr-HS	South Central Los Angeles, Calif. (Bishop Alemany)
42	D.J. Harris Jr.	EDGE	6-2	235	Fr-RS	New Caney, Texas (New Caney)	72	Neto Umeozulu	OL	6-4	306	Fr-HS	Allen, Texas (Allen)
42	Nathan Hatter	TE	6-2	245	Sr-SQ	Leander, Texas (Glenn)	6	Ryan Watts	DB	6-3	206	Jr-TR	Little Elm, Texas (Little Elm/Ohio State)
85	Gunnar Helm	TE	6-5	251	So-1L	Englewood, Colo. (Cherry Creek)	4	Jordan Whittington	WR	6-1	205	Jr-2L	Cuero, Texas (Cuero)
80	Myles Hill	TE	6-2	207	Fr-HS	Arlington, Texas (Martin)	56	Cameron Williams	OL	6-5	364	Fr-HS	Duncanville, Texas (Duncanville)
54	Cole Hutson	OL	6-5	305	Fr-HS	Frisco, Texas (Frisco)	37	Doak Wilson	DB	6-0	190	Sr-SQ	Austin, Texas (Westlake)
19	Ishmael Ibraheem	DB	6-2	169	Fr-RS	Dallas, Texas (Kimball)	66	Chad Wolf	OL	6-3	274	Sr-SQ	Austin, Texas (Lake Travis)
5	D'Shawn Jamison*	DB	5-10	187	Sr-4L	Houston, Texas (Lamar)	26	Ky Woods	RB	5-9	171	Fr-HS	League City, Texas (Clear Springs)
31	Jamier Johnson	DB	6-0	175	So-1L	Pasadena, Calif. (Muir)	8	Xavier Worthy	WR	6-1	164	So-1L	Fresno, Calif. (Central East)
2	Roschon Johnson	RB	6-2	222	Sr-3L	Port Neches, Texas (Port Neches-Groves)	14	Charles Wright	QB	6-1	202	Fr-RS	Austin, Texas (Austin)
25	Trevell Johnson	LB	5-11	187	Fr-HS	Arlington, Texas (Martin)	*Super Senior						

PRONUNCIATIONS

Malik Agbo.....AHG-boh
 Junior Angilau.....ONG-ee-lau
 Jahdae Barron.....jah-DAY
 Morice Blackwell Jr.....mahr-EECE
 Jaray Bledsoe.....juh-RAY
 X'Avion Brice.....x-AY-vee-on
 Vernon Broughton.....BRAWT-un
 Keondre Coburn.....kee-AHN-dray
 Kitan Crawford.....KEE-tuhn
 Prince Dorbah.....DORE-bah
 David Gbenda.....BEND-ah

Jaylon Guilbeau.....JAY-lon GILL-boh
 Agiye Hall.....uh-JYE
 Ishmael Ibraheem.....ish-MY-el EE-brah-heem
 Jamier Johnson.....juh-MEER
 Roschon Johnson.....ROH-shahn
 Andrej Karic.....AHN-dray CAR-ick
 Brayden Liebrock.....LIE-brock
 Isaiah Neyor.....NAY-or
 Ovie Oghoufo.....OH-vee uh-GO-fu
 Moro Ojomo.....OH-juh-mo
 Troy Omeire.....oh-MEER-ee

DeMarvion Overshown.....deh-MAR-vee-on
 Savion Red.....SAY-vee-on
 Bijan Robinson.....bee-ZAHN
 Keilan Robinson.....KEE-lan
 Ja'Tavion Sanders.....juh-TAY-vee-on
 Barryn Sorrell.....BAER-in sore-ELL
 Gabe Sulser.....SUL-sir
 T'Vondre Sweat.....tuh-VOHN-dray SWET
 Michael Taaffe.....TAF
 Neto Umeozulu.....NAY-toe you-MOO-zah-low
 Xavier Worthy.....x-ZAY-vee-er

THE LAST TIME ... TEXAS

TEAM

	LAST TIME	SPAN
Scored 50-59.....	52-10 • ULM (9/3/2022).....	3 games
Scored 60-69.....	69-31 • at Kansas State (12/5/2020).....	17 games
Scored 70+.....	70-35 • Texas Tech (9/25/2021).....	11 games
Scored <10.....	7-30 • at Iowa State (11/6/2021).....	7 games
Scored <7.....	3-38 • at Notre Dame (9/5/2015).....	89 games
Was shutout.....	0-24 • at Iowa State (10/31/2015).....	82 games
Was shutout (home).....	0-30 • Houston (11/6/1976).....	257 home
Shutout opponent.....	58-0 • Rice (9/18/2021).....	12 games
Shutout opponent (home).....	58-0 • Rice (9/18/2021).....	7 home
Shutout opponent (road).....	23-0 • at Kansas (9/27/2014).....	39 road
Shutout a Big 12 opponent.....	23-0 • at Kansas (9/27/2014).....	71 Big 12
Shutout by Big 12 opponent.....	0-24 • at Iowa State (10/31/2015).....	61 Big 12
300-399 yards rushing.....	336 • Texas Tech (9/25/2021).....	11 games
400+ yards rushing.....	428 • Rice (9/18/2021).....	13 games
<100 yards rushing.....	79 • Alabama (9/10/2022).....	2 games
<0 yds rushing.....	-7 • vs. Oklahoma (10/07/2000).....	299 games
300-399 passing yards.....	388 • vs. Oklahoma (10/9/2021).....	10 games
400-499 passing yards.....	410 • Kansas (11/13/2021).....	6 games
500-599 total yards.....	516 • at Rice (10/9/2021).....	10 games
600+ total yards.....	639 • Texas Tech (9/18/2021).....	12 games
<200 yards total offense.....	163 • at Notre Dame (9/5/2015).....	89 games
<100 yards total offense.....	59 • vs. Arkansas (12/29/2014).....	90 games
100-yard rusher & 100-yard receiver.....	137 rush, Bijan Robinson; 261 rec, Xavier Worthy • vs. Oklahoma (10/9/2021).....	10 games
30+ first downs.....	30 • Kansas (11/13/2021).....	6 games
100+ penalty yards.....	142 • at Oklahoma State (10/31/2020).....	20 games
2+ fumbles lost.....	2 • Kansas (11/13/2021).....	6 games
Scored a safety.....	• Rice (9/18/2021).....	13 games
Allowed a safety.....	vs. Oklahoma (12/1/2018).....	41 games
Scored a 1-point safety.....	Texas A&M (11/26/2004).....	221 games
Forced turnovers on 3+ consecutive drives.....	3 (INT, Fumble, Fumble) • vs. Oklahoma (10/10/2020).....	22 games
Forced 5+ turnovers.....	5 (3 INT, 2 FR) • Rice (9/12/2015).....	88 games
Committed 5+ turnovers.....	5 • at West Virginia (11/14/2015).....	79 games
4+ interceptions.....	4 • at West Virginia (10/5/2019).....	33 games
Forced 2+ fumbles.....	2 • at Texas Tech (9/24/2022).....	LAST GAME
2+ defensive TD's.....	Oklahoma State (9/26/2015).....	83 games
.....	34-yard fumble return by Hassan Ridgeway, 41-yd interception return by Holton Hill	
Defensive & special teams TD.....	ULM (9/3/2022).....	3 games
.....	9-yard INT by D'Shawn Jamison, 12-yd blocked punt return by Keilan Robinson	
4 TD's in game.....	Sam Ehlinger (4 rush) • vs. Oklahoma (10/10/20).....	22 games

PASSING

	LAST TIME	SPAN
300-399 yards.....	358 by Casey Thompson • Kansas (11/13/2021).....	6 games
400+ yards.....	426 by Sam Ehlinger • UTEP (9/12/2020).....	24 games
40-49 attempts.....	40 by Casey Thompson • Kansas (11/13/2021).....	6 games
50+ attempts.....	53 by Sam Ehlinger • vs. Oklahoma (10/10/20).....	22 games
25+ completions.....	30 by Sam Ehlinger • vs. Oklahoma (10/10/20).....	22 games
3+ touchdowns.....	6 by Casey Thompson • Kansas (11/13/2021).....	6 games
4+ touchdowns.....	6 by Casey Thompson • Kansas (11/13/2021).....	6 games
5+ touchdowns.....	6 by Casey Thompson • Kansas (11/13/2021).....	6 games
6+ touchdowns.....	6 by Casey Thompson • Kansas (11/13/2021).....	6 games
Consecutive 4+ TD games.....	3, 5-5-4 by Sam Ehlinger • vs. UTEP, at Texas Tech, vs. TCU (9/12-10/3/2020).....	23 games
Consecutive 5+ TD games.....	2, 5-5 by Sam Ehlinger • vs. UTEP, at Texas Tech (9/12-9/26/2020).....	24 games
Consecutive 300+ yd games.....	399, 321 by Sam Ehlinger • vs. Kansas, at TCU (10/26/2019).....	31 games
50-59 yard completion.....	52 by Hudson Card to Xavier Worthy • at West Virginia (11/20/2021).....	5 games
60-69 yard completion.....	63 by Casey Thompson to Xavier Worthy • at Baylor (9/25/2021).....	8 games
70-79 yard completion.....	75 by Casey Thompson to Xavier Worthy • vs. Oklahoma (10/9/2021).....	10 games
80-89 yard completion.....	80 by Shane Buechele to Devin Duvernay • at Kansas State (10/22/2016).....	70 games
90+ yard completion.....	90 by Sam Ehlinger to John Burt • Oklahoma State (10/21/2017).....	59 games

RUSHING

	LAST TIME	SPAN
100-199 yards.....	103 by Bijan Robinson • at Texas Tech (9/24/2022).....	LAST GAME
200-299 yards.....	216 by Bijan Robinson • at TCU (10/2/2021).....	10 games
300-399 yards.....	341 by D'Onta Foreman • Texas Tech (11/6/2016).....	68 games
2 players w/ 100+ yards.....	127 by Bijan Robinson; 112 by Roschon Johnson • Rice (9/18/2021).....	12 games
30+ attempts.....	31 by Roschon Johnson • Kansas State (11/26/2021).....	4 games
Consecutive 100-yard games.....	Bijan Robinson • 183 vs. UTSA; 103 at Texas Tech (9/17/2022, 9/24/2022).....	LAST GAME
Consecutive 200-yard games.....	D'Onta Foreman • Baylor & at Texas Tech (2016).....	68 games
50-59 yard run.....	50 by Bijan Robinson • vs. Oklahoma (10/9/2021).....	9 games
60-69 yard run.....	65 by Keilan Robinson; 62 by Bijan Robinson • Rice (9/18/2021).....	13 games
70-79 yard run.....	78 by Bijan Robinson • UTSA (9/17/2022).....	1 game
80-89 yard run.....	81 by D'Onta Foreman • vs. Oklahoma (10/10/2015).....	82 games
90+ yard run.....	91 by Chris Warren III • Texas Tech (11/26/2015).....	77 games
3+ touchdowns.....	3 by Bijan Robinson • UTSA (9/17/2022).....	1 game
4+ touchdowns.....	4 by Sam Ehlinger • vs. Oklahoma (10/10/20).....	21 games
2 players w/ 3+ touchdowns.....	3 by Bijan Robinson; 3 by Roschon Johnson • at Kansas State (12/5/2020).....	16 games
3 players w/ 60+ yard runs.....	72 by Roschon Johnson; 65 by Keilan Robinson; • Rice (9/18/2021).....	12 games
.....	62 by Bijan Robinson	
4 players w/ rushing TD.....	3 by Bijan Robinson, 1 by Roschon Johnson; • Rice (9/18/2021).....	12 games
.....	1 by Keilan Robinson; 1 by Jonathon Brooks	

RECEIVING

	LAST TIME	SPAN
100-199 yards.....	152 by Xavier Worthy; 100 by Marcus Washington • Kansas (11/13/2021).....	6 games
200+ yards.....	261 by Xavier Worthy • vs. Oklahoma (10/9/2021).....	10 games
2 players w/ 100+ yards.....	152 by Xavier Worthy; 100 by Marcus Washington • Kansas (11/13/2021).....	6 games
10+ receptions.....	14 by Xavier Worthy • Kansas (11/13/2021).....	6 games
15+ receptions.....	15 by Jordan Shipley • Oklahoma State (10/25/2008).....	174 games
Consecutive 100-yard games.....	D. Duvernay • Kansas, at TCU, K-State, Iowa State (11/9/2019).....	29 games
3+ Consecutive 100-yard games.....	D. Duvernay • Kansas, at TCU, K-State, Iowa State (11/9/2019).....	29 games
4+ Consecutive 100-yard games.....	D. Duvernay • Kansas, at TCU, K-State, Iowa State (11/9/2019).....	29 games
50-59 yard reception.....	52 by Xavier Worthy • at West Virginia (11/20/2021).....	5 games
60-69 yard reception.....	63 by Xavier Worthy • at Baylor (10/30/2021).....	9 games
70-79 yard reception.....	75 by Xavier Worthy • vs. Oklahoma (10/9/2021).....	10 games
80-89 yard reception.....	80 by Devin Duvernay • at Kansas State (10/22/2016).....	70 games
90+ yard reception.....	90 by John Burt • Oklahoma State (10/21/2017).....	58 games
3+ touchdowns.....	3 by Xavier Worthy • Kansas (11/13/2021).....	6 games

SPECIAL TEAMS

	LAST TIME	SPAN
50-59 yard field goal.....	50 by Cameron Dicker • at West Virginia (11/20/2021).....	5 games
60+ yard field goal.....	60 by Russell Erxleben • Texas Tech (10/29/1977).....	550 games
Made 3+ field goals.....	4 by Bert Auburn • Alabama (9/10/2022).....	2 games
Made 7+ PAT's.....	7 by Bert Auburn • ULM (9/3/2022).....	3 games
Made 9+ PAT's.....	10 by Cameron Dicker • Texas Tech (9/25/2021).....	12 games
60-69 yard punt.....	61 by Daniel Trejo • Alabama (9/10/2022).....	2 games
70+ yard punt.....	79 by Cameron Dicker • vs. Oklahoma State (10/16/2021).....	9 games
Missed PAT.....	by Cameron Dicker • Kansas State (11/26/2021).....	4 games
TD on kickoff return.....	100 by D'Shawn Jamison • at Oklahoma State (10/31/2020).....	20 games
TD on punt return.....	90 by D'Shawn Jamison • Kansas State (9/29/2018).....	48 games
90-99 yard kickoff return.....	98 by D'Shawn Jamison • at Kansas State (12/5/2020).....	17 games
50-69 yard punt return.....	53 by Brandon Jones • Kansas State (11/9/2019).....	30 games
70+ yard punt return.....	71 by D'Shawn Jamison • vs. Utah (12/31/2019).....	26 games
2+ TD on kickoff return.....	NEVER	
TD on kickoff return to start game.....	88 by Greg Lott • at Texas Tech (9/24/1966).....	675 games
Consecutive games with special teams TD.....	by Fozzy Whittaker (2011).....	135 games
.....	100 KR vs. Oklahoma & 100 KR Oklahoma State	
Recovered on-side kick.....	by Malcolm Epps • at Texas Tech (9/26/2020).....	24 games
2-point conversion.....	Sam Ehlinger pass to Cade Brewer • at Oklahoma State (10/31/2020).....	20 games
Defensive 2-point conversion.....	D'Shawn Jamison • Kansas (10/19/2019).....	32 games
Blocked PAT.....	Keondre Coburn • Louisiana (9/4/2021).....	15 games
Blocked FG.....	Joseph Ossai • Kansas (10/19/2019).....	32 games
Blocked punt.....	by D'Shawn Jamison • ULM (9/3/2022).....	3 games
2+ Consecutive Games w/ blocked punt.....	at Iowa State; Kansas (11/13/2021).....	6 games
TD on blocked FG.....	46 by Anthony Wheeler • USC (9/15/2018).....	50 games
TD on blocked punt.....	12 yd return by Keilan Robinson • ULM (9/3/2022).....	3 games
Safety on a blocked punt.....	TEAM • Rice (9/18/2021).....	12 games

DEFENSE

	LAST TIME	SPAN
10-14 tackles.....	14 by Anthony Cook; 13 by Jaylan Ford • at Texas Tech (9/24/2022).....	LAST GAME
15+ tackles.....	15 by Jaylan Ford • UTSA (9/17/2022).....	1 game
10+ solo tackles.....	11 by Anthony Cook • UTSA (9/24/2022).....	LAST GAME
6+ tackles for loss.....	6 by Joseph Ossai • at Oklahoma State (10/31/2020).....	20 games
5+ tackles for loss.....	6 by Joseph Ossai • at Oklahoma State (10/31/2020).....	20 games
4+ tackles for loss.....	6 by Joseph Ossai • at Oklahoma State (10/31/2020).....	20 games
4+ sacks.....	4.5 by Alex Okafor • vs. Oregon State (12/29/2012).....	116 games
3+ sacks.....	3.0 by Joseph Ossai • at Oklahoma State (10/31/2020).....	20 games
2+ interceptions.....	2 by D'Shawn Jamison • at West Virginia (10/5/2019).....	34 games
2+ fumble recoveries.....	2 by John Bonney • at Baylor (10/28/2017).....	58 games
TD on interception return.....	44 by Jahdae Barron • UTSA (9/17/2022).....	1 game
TD on fumble return.....	38 by Anthony Wheeler • vs. Missouri (12/27/2017).....	53 games
Sack, forced fumble and fumble recovery.....	by Anthony Cook • at TCU (10/2/2021).....	11 games

THE LAST TIME ... OPPONENTS

TEAM	LAST TIME	SPAN
Scored 50-59.....	56-57 (OT) • Kansas (11/13/2021).....	6 games
Scored 60-69.....	21-63 • vs. Oklahoma (10/13/2012).....	125 games
Scored 70+.....	NEVER.....	NEVER
Scored <10.....	58-0 • Rice (9/18/2021).....	13 games
Scored <7.....	58-0 • Rice (9/18/2021).....	13 games
300+ yards rushing.....	339 • vs. Oklahoma (10/9/2021).....	10 games
<100 yards rushing.....	92 • ULM (9/3/2022).....	3 games
<0 yards rushing.....	5 • USC (9/15/2018).....	50 games
300-399 passing yards.....	331 • at Texas Tech (9/24/2022).....	LAST GAME
400+ passing yards.....	400 • at Oklahoma State (10/31/2020).....	20 games
<100 passing yards.....	65 • Kansas State (11/26/2021).....	4 games
500-599 total yards.....	530 • at Oklahoma State (10/31/2020).....	20 games
600+ total yards.....	662 • vs. Oklahoma (10/9/2021).....	10 games
100-199 total yards.....	192 • at Oklahoma State (11/15/2014).....	91 games
<100 total yards.....	94 • North Texas (8/30/2014).....	104 games
30+ first downs.....	31 • at Texas Tech (9/24/2022).....	LAST GAME
100+ penalty yards.....	100 • Alabama (9/10/2022).....	2 games
2+ fumbles lost.....	3 • at TCU (10/2/2021).....	11 games
Scored a safety.....	vs. Oklahoma (12/1/2018).....	40 games
4+ interceptions.....	4 • at TCU (10/26/2019).....	31 games
2+ non-offensive TDs.....	40-yard fumble return, 33-yard interception return • TCU (11/27/2014).....	91 games
3 total touchdowns (rush+rec).....	3 rushing by Devin Neal • Kansas (11/13/2021).....	6 games
4+ total touchdowns (rush+rec).....	3 rushing, 1 receiving by Devin Neal • Kansas (11/13/2021).....	6 games

RUSHING	LAST TIME	SPAN
100-199 yards.....	143 by Deuce Vaughn • Kansas State (11/26/2021).....	4 games
200-299 yards.....	217 by Kennedy Brooks • vs. Oklahoma (10/9/2021).....	10 games
300+ yards.....	317 by Rashaan Salaam • Colorado (10/1/1994).....	356 games
3+ touchdowns.....	3 by Devin Neal • Kansas (11/13/2021).....	6 games
30+ attempts.....	33 by Leddie Brown • at West Virginia (11/20/2021).....	5 games
50-59 yard run.....	58 by Devin Neal • Kansas (11/13/2021).....	7 games
60-69 yard run.....	66 by Caleb Williams; 65 by Kennedy Brooks • vs. Oklahoma (10/9/2021).....	10 games
70-79 yard run.....	71 by Will Howard • Kansas State (11/26/2021).....	9 games
80+ yard run.....	81 by Jase McClellan • Alabama (9/10/2022).....	2 games


PASSING	LAST TIME	SPAN
300-399 yards.....	331 by Donovan Smith • at Texas Tech (9/24/2022).....	LAST GAME
400+ yards.....	400 by Spencer Sanders • at Oklahoma State (10/31/2020).....	20 games
40-49 attempts.....	43 by Jarret Doege • at West Virginia (11/20/2021).....	5 games
50+ attempts.....	56 by Donovan Smith • at Texas Tech (9/24/2022).....	LAST GAME
25+ completions.....	38 by Donovan Smith • at Texas Tech (9/24/2022).....	LAST GAME
3+ touchdowns.....	3 by Jarret Doege • at West Virginia (11/20/2021).....	5 games
4+ touchdowns.....	4 by Spencer Sanders • at Oklahoma State (10/31/2020).....	20 games
5+ touchdowns.....	5 by Alan Bowman • at Texas Tech (9/26/2020).....	24 games
6+ touchdowns.....	6 by Kliff Kingsbury • Texas Tech (11/16/2002).....	251 games
50-59 yard completion.....	52 by Caleb Williams • vs. Oklahoma (10/9/2021).....	10 games
60-69 yard completion.....	61 by Joe Burrow • LSU (9/7/2019).....	34 games
70-79 yard completion.....	75 by Brock Purdy • at Iowa State (Nov. 16, 2019).....	29 games
80+ yard completion.....	97 by Sam B. Richardson • Iowa State (10/3/2013).....	110 games

RECEIVING	LAST TIME	SPAN
100-199 yards.....	136 by Marvin Mims • vs. Oklahoma (10/9/2021).....	10 games
200+ yards.....	222 by Tylan Wallace • vs. Oklahoma State (10/27/2018).....	45 games
2 players w/ 100+ yards.....	150 by K. Carter, 135 by E. Ezukanma • vs. Texas Tech (11/29/2019).....	27 games
3 players w/ 100+ yards.....	163 by J. Jefferson, 147 by J. Chase, 123 by T. Marshall • LSU (9/7/2019).....	37 games
15+ receptions.....	16 by Kevin White • West Virginia (11/8/2014).....	92 games
50-59 yard reception.....	52 by Marvin Mims • vs. Oklahoma (10/9/2021).....	10 games
60-69 yard reception.....	61 by Justin Jefferson • LSU (9/7/2019).....	37 games
70-79 yard reception.....	75 by Deshaunte Jones • at Iowa State (Nov. 16, 2019).....	29 games
80+ yard reception.....	97 by Quenton Bundrage • Iowa State (10/3/2013).....	110 games
3+ touchdowns.....	3 by CeeDee Lamb • vs. Oklahoma (10/12/2019).....	33 games

SPECIAL TEAMS	LAST TIME	SPAN
50-59 yard field goal.....	52 by Will Reichard • Alabama (9/10/2022).....	2 games
60+ yard field goal.....	67 by Steve Little • Arkansas (10/15/1977).....	551 games
Made 3+ field goals.....	3 by Trey Wolff • at Texas Tech (9/24/2022).....	LAST GAME
Made 7+ PAT's.....	7 by Jacob Borcila • Kansas (11/13/2021).....	6 games
60-69 yard punt.....	60 by Tom Hutton • Oklahoma State (10/16/2021).....	9 games
70+ yard Punt.....	85 by Michael Turk • vs. Oklahoma (10/9/2021).....	10 games
Missed PAT.....	by Ben Grogan • at Oklahoma State (10/1/2016).....	74 games
TD on kickoff return.....	91 by Alex Ross • Kansas State (11/9/2019).....	30 games
TD on punt return.....	73 by Jeff Scott • Ole Miss (9/14/2013).....	114 games
2-point conversion.....	Jared Casey pass from Jalon Daniels • Kansas (11/13/2021).....	6 games
Defensive 2-point conversion.....	at Oklahoma State (10/1/2016).....	75 games
Blocked PAT.....	vs. Oklahoma (12/1/2018).....	40 games
Blocked FG.....	by Will Anderson Jr. • Alabama (9/10/2022).....	2 games
Blocked Punt.....	at Baylor (10/30/2021).....	8 games
TD on blocked FG.....	71 by Antoine Brooks, Jr. • Maryland (9/2/2017).....	65 games
TD on blocked punt.....	6 by Ghaali Muhammad • Wyoming (9/12/2009).....	166 games
TD on fumbled punt.....	0 yd return by Xavier Martin • at Texas Tech (9/26/2020).....	24 games

DEFENSE	LAST TIME	SPAN
10+ tackles.....	10 by DeMarcco Hellams, 10 by Jaylen Moody • Alabama (9/10/2022).....	2 games
5+ tackles for loss.....	7 by Ndamukong Suh • vs. Nebraska (12/5/2009).....	155 games
4+ sacks.....	4.5 by Ndamukong Suh • vs. Nebraska (12/5/2009).....	155 games
2+ interceptions.....	2 by Sam Carter • TCU (11/27/2014).....	90 games
2+ fumble recoveries.....	2 by Ian Campbell • Kansas State (11/11/2006).....	196 games
TD on interception return.....	31 by Jacobee Bryant • Kansas (11/13/2021).....	6 games
TD on fumble return.....	0 by Xavier Martin • at Texas Tech (9/26/2020).....	24 games

2022 BOX SCORES

	GAME ONE Sept. 3, 2022 Austin, Texas Attendance: 94,873 TV: LHN
ULM NR/NR	10
TEXAS RV/18	52

Score by Quarters	1	2	3	4	OT	Score
ULM	3	0	0	7	-	10
Texas	14	10	21	7	-	42

Scoring Summary			
Qtr	Time	Team	Summary
1st	13:12	UT	K. Robinson 12 yd punt block return (B. Auburn kick) 0-0 0:00, ULM 0 - UT 7
	05:11	ULM	C. Sutherland 25 yd field goal 10-34 4:24, ULM 3 - UT 7
	01:47	UT	J. Sanders 19 yd pass from Q. Ewers (B. Auburn kick) 7-64 3:19, ULM 3 - UT 14
2nd	10:50	UT	R. Johnson 16 yd run (B. Auburn kick) 5-73 1:49, ULM 3 - UT 21
	03:14	UT	B. Auburn 41 yd field goal 7-25 3:10, ULM 3 - UT 24
3rd	13:08	UT	B. Robinson 16 yd pass from Q. Ewers (B. Auburn kick) 6-52 1:46, ULM 3 - UT 31
	09:41	UT	B. Robinson 9 yd run (B. Auburn kick) 5-50 1:26, ULM 3 - UT 38
	07:13	UT	D. Jamison 69 yd interception return (B. Auburn kick) 0-0 0:00, ULM 3 - UT 45
4th	06:24	UT	J. Brooks 19 yd run (B. Auburn kick) 11-62 5:22, ULM 3 - UT 52
	03:39	ULM	Z. Martin 23 yd run (C. Sutherland kick) 5-83 2:36, ULM 10 - UT 52

	ULM	UT
FIRST DOWNS	12	22
RUSHES-YARDS (NET)	41-92	29-134
PASSING YDS (NET)	167	249
Passes Comp-Att-Int	16-23-1	20-29-1
TOTAL OFFENSE PLAYS-YARDS	64-259	58-383
Fumble Returns-Yards	0-0	0-0
Punt Returns-Yards	0-0	5-55
Kickoff Returns-Yards	2-41	2-30
Interception Returns-Yards	1-0	1-69
Punts (Number-Avg)	8-35.6	3-31.7
Fumbles-Lost	0-0	0-0
Penalties-Yards	7-63	5-25
Possession Time	35:26	24:34
Third-Down Conversions	6 of 16	5 of 13
Fourth-Down Conversions	0 of 1	3 of 3
Red-Zone Scores-Chances	1-1	6-7
Sacks By: Number-Yards	3-20	3-24


RUSHING: ULM-Martin, Zach 4-39; Jackson, Malik 9-19; Henry, Andrew 10-17; Rogers, Chandler 12-8; Phillips, Isaiah 1-3' Wright, Jiya 1-3; Galloway, Bennett 3-3; Norman, Charles 1-0. Texas-Robinson, Bijan 10-71; Johnson, Roschon 5-34; Brooks, Jonathon 6-32; Robinson, Keilan 1-7; Worthy, Xavier 1-7; Blue, Jaydon 3-3; Ewers, Quinn 1-(-9); Card, Hudson 2-(-11).

PASSING: ULM-Rogers, Chandler 14-19-1-108; Hable, Garrett 2-4-0-59. Texas-Ewers, Quinn 16-24-1-225; Card, Hudson 4-5-0-24.

RECEIVING: ULM-Frett, Jevin 4-61; Knight, Boogie 4-26; Lloyd Jr., Fred 1-24; Wiley, Dariyan 1-23; Norman, Charles 1-13; Green, Rylan 1-12; Howell, Tyrone 2-8; Mortimer, Bugs 1-(-3). Texas-Sanders, Ja'Tavion 6-85; Cain, Casey 1-43; Robinson, Bijan 4-30; Whittington, Jordan 3-26; Worthy, Xavier 2-24; Sulser, Gabe 2-10; Omeire, Troy 1-9; Helm, Gunnar 1-7; Red, Savion 1-5.

INTERCEPTIONS: ULM-Driggers, Trsitian 1-0. Texas-Jamison, D'Shawn 1-69.

FUMBLES: ULM-None. Texas-None.

	GAME TWO Sept. 10, 2022 Austin, Texas Attendance: 105,213 TV: FOX
ALABAMA 1/1	20
TEXAS RV/22	19

Score by Quarters	1	2	3	4	OT	Score
Alabama	10	0	0	10	-	20
Texas	3	7	3	6	-	19

Scoring Summary			
Qtr	Time	Team	Summary
1st	08:47	ALA	W. Reichard 52 yd field goal 11-57 6:07, ALA 3 - UT 0
	02:51	UT	B. Auburn 26 yd field goal 14-67 5:56, ALA 3 - UT 3
	02:34	ALA	J. McClellan 81 yd run (W. Reichard kick) 1-81 0:13, ALA 10 - UT 3
2nd	14:55	UT	B. Robinson yd run (B. Auburn kick) 6-75 2:39, ALA 10 - UT 10
3rd	06:27	UT	B. Auburn 33 yd field goal 6-24 3:12, ALA 10 - UT 13
4th	12:55	UT	B. Auburn 24 yd field goal 12-65 5:47, ALA 10 - UT 16
	08:29	ALA	J. Gibbs 7 yd pass from B. Young (W. Reichard kick) 11-75 1:26, ALA 17 - UT 16
	01:39	UT	B. Auburn 49 yd field goal 8-44 2:26, ALA 17 - UT 19
	00:10	ALA	W. Reichard 33 yd field goal 9-61 1:19, ALA 20 - UT 19

	ALA	UT
FIRST DOWNS	16	25
RUSHES-YARDS (NET)	24-161	33-79
PASSING YDS (NET)	213	292
Passes Comp-Att-Int	27-39-0	23-34-0
TOTAL OFFENSE PLAYS-YARDS	63-374	67-371
Fumble Returns-Yards	0-0	0-0
Punt Returns-Yards	2-(-3)	3-10
Kickoff Returns-Yards	2-36	2-39
Interception Returns-Yards	0-0	0-0
Punts (Number-Avg)	6-41.5	5-46.4
Fumbles-Lost	0-0	0-0
Penalties-Yards	15-100	5-30
Possession Time	29:16	30:44
Third-Down Conversions	5 of 15	3 of 12
Fourth-Down Conversions	1 of 2	0 of 0
Red-Zone Scores-Chances	2-2	4-5
Sacks By: Number-Yards	3-28	2-15


RUSHING: Alabama-McClellan, Jase 6-97; Young, Bryce 7-38; Gibbs, Jahmyr 9-22; Williams, Roydell 2-4. Texas-Robinson, Bijan 21-57; Johnson, Roschon 5-16; Card, Hudson 6-8; Robinson, Keilan 1-(-2).

PASSING: Alabama-Young, Bryce 27-39-0-213. Texas-Card, Hudson 14-22-0-158; Ewers, Quinn 9-12-0-134.

RECEIVING: Alabama-Gibbs, Jahmyr 9-74; Holden, Traeshon 4-39; Brooks, Ja'Corey 3-33; Latu, Cameron 4-28; Prentice, Kobe 4-27; Burton, Jermaine 2-10; McClellan, Jase 1-2. Texas-Worthy, Xavier 5-97; Robinson, Bijan 3-73; Whittington, Jordan 7-64; Cain, Casey 1-29; Johnson, Roschon 3-20; Robinson, Keilan 1-5; Sanders, Ja'Tavion 3-4.

INTERCEPTIONS: Alabama-None. Texas-None.

FUMBLES: Alabama-None. Texas-None.

	GAME THREE Sept. 17, 2022 Austin, Texas Attendance: 102,520 TV: LHN
UTSA NR/NR	20
TEXAS 21/20	41

Score by Quarters	1	2	3	4	OT	Score
UTSA	3	14	3	0	-	10
Texas	0	17	14	10	-	42

Scoring Summary			
Qtr	Time	Team	Summary
1st	03:28	UTSA	J. Sackett 24 yd field goal 20-74 8:27, UTSA 3 - UT 0
2nd	14:03	UT	R. Johnson 11 yd pass from H. Card (B. Auburn kick) 10-34 4:24, UTSA 3 - UT 7
	10:07	UTSA	B. Brady 2 yd run (J. Sackett kick) 10-65 3:56, UTSA 10 - UT 7
	09:36	UTSA	Z. Franklin 35 yd pass from B. Brady (J. Sackett kick) 2-52 0:31, UTSA 17 - UT 7
	05:20	UT	B. Robinson 3 yd run (B. Auburn kick) 11-67 4:08, UTSA 17 - UT 14
	00:12	UT	B. Auburn 44 yd field goal 11-62 2:03, UTSA 17 - UT 17
3rd	11:56	UT	B. Robinson 78 yd run (B. Auburn kick) 2-80 0:40, UTSA 17 - UT 24
	03:21	UTSA	J. Sackett 30 yd field goal 13-74 5:38, UTSA 20 - UT 24
	00:18	UT	J. Barron 44 yd interception return (B. Auburn kick) 0-0 0:00, UTSA 20 - UT 31
4th	09:36	UT	B. Robinson 41 yd run (B. Auburn kick) 4-71 2:10, UTSA 20 - UT 38
	04:59	UT	B. Auburn 26 yd field goal 7-48 3:21, UTSA 20 - UT 41

	UTSA	UT
FIRST DOWNS	29	21
RUSHES-YARDS (NET)	44-139	36-298
PASSING YDS (NET)	269	161
Passes Comp-Att-Int	26-40-1	15-23-0
TOTAL OFFENSE PLAYS-YARDS	84-408	59-459
Fumble Returns-Yards	0-0	0-0
Punt Returns-Yards	0-0	5-55
Kickoff Returns-Yards	2-30	1-26
Interception Returns-Yards	0-0	1-44
Punts (Number-Avg)	4-43.0	3-45.3
Fumbles-Lost	2-0	0-0
Penalties-Yards	10-45	9-88
Possession Time	36:07	23:39
Third-Down Conversions	9 of 17	4 of 11
Fourth-Down Conversions	0 of 2	1 of 1
Red-Zone Scores-Chances	3-4	3-3
Sacks By: Number-Yards	0-0	1-7

RUSHING: UTSA-Brady, Brenden 21-70; Harris, Frank 10-38; Marburger, Eddie Lee 3-12; Edwards, Tye 4-11; Barnes, Kevorian 3-8; Cardenas, Oscar 1-2; TEAM 1-(-1); Williams, Julon 1-(-1). Texas-Robinson, Bijan 20-183; Johnson, Roschon 11-81; Card, Judson 2-35; Robinson, Keilan 2-0; TEAM 1-(-1).


PASSING: UTSA-Harris, Frank 24-35-1; Marburger, Eddie Lee 1-4-0; Brady, Brenden 1-1-0. Texas-Card, Hudson 15-23-0.

RECEIVING: UTSA-Cephus, Joshua 7-80; Franklin, Zakhari 6-84; Clark, De'Corian 5-40; Cardenas, Oscar 3-22; Dishman, Dan 2-22; Brady, Brenden 2-15; Barnes, Kevorian 1-0. Texas-Whittington, Jordan 4-56; Worthy, Xavier 4-41; Johnson, Roschon 3-30; Robinson, Bijan 1-19; Robinson, Keilan 1-10; Cain, Casey 1-7; Sanders, Ja'Tavion 1-5.

INTERCEPTIONS: UTSA-None. Texas-Barron, Jahdae 1-44.

FUMBLES: UTSA-None. Texas-None.

2022 BOX SCORES

	GAME FOUR Sept. 24, 2022 Lubbock, Texas Attendance: 60,975 TV: ESPN
TEXAS 22/19	34
TEXAS TECH NR/NR	37

Score by Quarters	1	2	3	4	OT	Score
Texas	10	14	7	3	0	34
Texas Tech	7	7	10	10	3	37

Scoring Summary			
Qtr	Time	Team	Summary
1st	13:36	UT	K. Robinson 35 yd pass from H. Card (B. Auburn kick)
			3-62 1:24, UT 7 - TTU 0
	05:41	TTU	D. Smith 4 yd run (T. Wolff kick)
			18-75 7:55, UT 7 - TTU 7
	01:52	UT	B. Auburn 40 yd field goal
			10-43 3:49, UT 10 - TTU 7
2nd	12:06	TTU	T. Brooks 17 yd pass from D. Smith (T. Wolff kick)
			13-83 4:46, UT 10 - TTU 14
	06:07	UT	X. Worthy 39 yd pass from H. Card (B. Auburn kick)
			6-69 2:49, UT 17 - TTU 14
	00:24	UT	B. Robinson 8 yd run (B. Auburn kick)
			8-75 4:11, UT 24 - TTU 14
3rd	08:16	TTU	T. Wolff 27 yd field goal
			15-59 4:32, UT 24 - TTU 17
	04:27	UT	B. Robinson 40 yd run (B. Auburn kick)
			8-75 3:49, UT 31 - TTU 17
	01:55	TTU	S. Thompson 1 yd run (T. Wolff kick)
			10-75 2:32, UT 31 - TTU 28
4th	07:54	TTU	B. Cupp 19 yd pass from D. Smith (T. Wolff kick)
			5-30 1:29, UT 31 - TTU 31
	00:21	TTU	T. Wolff 45 yd field goal
			11-56 2:53, UT 31 - TTU 34
	00:00	UT	B. Auburn 48 yd field goal
			4-46 0:21, UT 34 - TTU 34
OT1	00:00	UT	T. Wolff 20 yd field goal
			5-23 0:00, UT 34 - TTU 37

	UT	TTU
FIRST DOWNS	20	31
RUSHES-YARDS (NET)	30-151	44-148
PASSING YDS (NET)	277	331
Passes Comp-Att-Int	20-30-1	38-56-0
TOTAL OFFENSE PLAYS-YARDS	60-428	100-479
Fumble Returns-Yards	0-0	1-0
Punt Returns-Yards	1-7	1-20
Kickoff Returns-Yards	1-30	3-66
Interception Returns-Yards	0-0	1-25
Punts (Number-Avg)	3-43.3	2-42.5
Fumbles-Lost	1-1	2-0
Penalties-Yards	5-41	5-31
Possession Time	24:06	34:02
Third-Down Conversions	3 of 9	7 of 20
Fourth-Down Conversions	1 of 2	6 of 8
Red-Zone Scores-Chances	2-2	6-7
Sacks By: Number-Yards	2-3	1-6


RUSHING: Texas-Robinson, Bijan 16-103; Card, Hudson 3-24; Johnson, Roschon 3-24; Robinson, Keilan 2-9. Texas Tech-Thompson, SaRodorick 17-70; Smith, Donovan 15-42; Brooks, Tahj 12-36.


PASSING: Texas-Card, Hudson 20-30-1-277. Texas Tech-Smith, Donovan 38-56-0-331.

RECEIVING: Texas-Sanders, Ja'Tavion 5-40; Whittington, Jordan 4-53; Worthy, Xavier 3-50; Johnson, Roschon 2-23; Robinson, Keilan 1-35; Milton, Tarique 1-28; Robinson, Bijan 1-22; Cain, Casey 1-14; Hall, Agiye 1-7; Helm, Gunnar 1-5. Texas Tech-Price Myles 13-98; Cupp, Baylor 4-65; Sparkman, J.J. 4-35; Brooks, Tahj 4-21; Martinez, Nehemiah 3-14; Bradley, Jerand 2-26; Boyd, Brady 2-20; White, Xavier 2-11; Thompson, SaRodorick 2-(-7); Cleveland, Trey 1-35; Tharp, Mason 1-13.

INTERCEPTIONS: Texas-None. Texas Tech-Pearson, Reggie 1-25.

FUMBLES: Texas-Robinson, Bijan 1-1. Texas Tech-Price, Myles 1-0; Smith, Donovan 1-0.

	GAME FIVE Oct. 1, 2022 Austin, Texas Attendance: TBD TV: FS1
WEST VIRGINIA NR/NR	-
TEXAS NR/RV	-

	GAME SIX Oct. 8, 2022 Dallas, Texas Attendance: TBD TV: ABC
TEXAS -/-	-
OKLAHOMA -/-	-

2022 BOX SCORES



GAME SEVEN

Oct. 15, 2022 | Austin, Texas
Attendance: TBD | TV: TBD

IOWA STATE 1/1	-
TEXAS -/-	-



GAME EIGHT

Oct. 22, 2022 | Stillwater, Okla.
Attendance: TBD | TV: TBD

TEXAS -/-	-
OKLAHOMA STATE -/-	-






GAME NINE

Nov. 5, 2022 | Manhattan, Kan.
Attendance: TBD | TV: TBD

TEXAS -/-	-
KANSAS STATE -/-	-

2022 BOX SCORES

	GAME 10 Nov. 12, 2022 Austin, Texas Attendance: TBD TV: TBD		GAME 11 Nov. 19, 2022 Lawrence, Kan. Attendance: TBD TV: TBD		GAME 12 Nov. 25, 2022 Austin, Texas Attendance: TBD TV: ABC/ESPN
TCU -/-	-	TEXAS -/-	-	BAYLOR -/-	-
TEXAS -/-	-	KANSAS -/-	-	TEXAS -/-	-

SELECT PLAYERS GAME-BY-GAME STATISTICS

O DEMARVION OVERSHOWN

LB | 6-4 | 220 | SR-4L
ARP, TEXAS | ARP

CAREER HIGHS

Tackles.....	13, vs. Louisiana (2021)
Solo tackles.....	8, at TCU (2021)
Tackles for loss.....	2.0, four times, last vs. ULM (2022)
Sacks.....	1.0, four times, last vs. Oklahoma (2021)
Interceptions.....	1, twice, last vs. Oklahoma (2020)
Pass breakups.....	2, twice, last at Baylor (2021)
Forced fumbles.....	1, three times, last vs. West Virginia (2020)
Fumbles recovered.....	1, twice, last vs. Oklahoma (2021)
Blocked kicks.....	1 (punt), vs. Oklahoma (2021)

CAREER TOTALS

Games with 5-plus tackles.....	17, last vs. UTSA (2022)
Games with 8-plus tackles.....	8, last vs. UTSA (2022)
Games with 10-plus tackles.....	2, last vs. UTSA (2022)

OVERSHOWN'S 2018 GAME-BY-GAME DEFENSIVE STATS

Date	Opponent	TKL(Solo)	TFL	Sacks	Int	PBU	FF	FR	Blk
Sept. 1	at Maryland			DNP					
Sept. 8	Tulsa			DNP					
Sept. 15	USC			DNP					
Sept. 22	TCU			DNP					
Sept. 29	at Kansas State	0 (0)	0	0	0	0	0	0	0
Oct. 6	vs. Oklahoma	1 (0)	0	0	0	0	0	0	0
Oct. 13	Baylor	0 (0)	0	0	0	0	0	0	0
Oct. 27	at Oklahoma State	0 (0)	0	0	0	0	0	0	0
Nov. 3	West Virginia	0 (0)	0	0	0	0	0	0	0
Nov. 10	at Texas Tech			DNP					
Nov. 17	Iowa State	0 (0)	0	0	0	0	0	0	0
Nov. 23	at Kansas	0 (0)	0	0	0	0	0	0	0
Dec. 1	vs. Oklahoma &	0 (0)	0	0	0	0	0	0	0
Jan. 1	vs. Georgia !	0 (0)	0	0	0	0	0	0	0

OVERSHOWN'S 2019 GAME-BY-GAME DEFENSIVE STATS

Date	Opponent	TKL(Solo)	TFL	Sacks	Int	PBU	FF	FR	Blk
Aug. 31	Louisiana Tech	1 (1)	1.0	1.0	1	0	0	0	0
Sept. 7	LSU	0 (0)	0	0	0	0	0	0	0
Sept. 14	at Rice			DNP					
Sept. 21	Oklahoma State			DNP					
Oct. 5	at West Virginia			DNP					
Oct. 12	vs. Oklahoma	0 (0)	0	0	0	0	0	0	0
Oct. 19	Kansas	5 (5)	2.0	1.0	0	1	0	0	0
Oct. 26	at TCU			DNP					
Nov. 9	Kansas State			DNP					
Nov. 16	at Iowa State	3 (3)	2.0	0	0	0	0	0	0
Nov. 23	at Baylor	5 (4)	1.0	0	0	1	1	0	0
Nov. 29	Texas Tech	4 (4)	1.0	0	0	1	0	0	0
Dec. 31	vs. Utah*	0 (0)	0	0	0	0	0	0	0

OVERSHOWN'S 2020 GAME-BY-GAME DEFENSIVE STATS

Date	Opponent	TKL(Solo)	TFL	Sacks	Int	PBU	FF	FR	Blk
Sept. 12	UTEP	4 (1)	2.0	0	0	0	0	0	0
Sept. 26	at Texas Tech	2 (2)	1.0	0	0	2	0	0	0
Oct. 3	TCU	7 (2)	0	0	0	1	0	0	0
Oct. 10	vs. Oklahoma	11 (3)	0.5	0	1	0	0	0	0
Oct. 24	Baylor	5 (2)	0	0	0	1	0	0	0
Oct. 31	at Oklahoma State	5 (4)	1.0	0	0	1	1	0	0
Nov. 7	West Virginia	8 (5)	2.0	1.0	0	1	1	0	0
Nov. 27	Iowa State	8 (5)	1.0	0	0	1	0	0	0
Dec. 5	at Kansas State	4 (4)	0	0	0	0	0	0	0
Dec. 12	at Kansas			Canceled					
Dec. 29	vs. Colorado#	6 (4)	0.5	0	1	0	0	1	0

OVERSHOWN'S 2021 GAME-BY-GAME DEFENSIVE STATS

Date	Opponent	TKL(Solo)	TFL	Sacks	Int	PBU	FF	FR	Blk
Sept. 4	Louisiana	13 (4)	0.5	0.5	0	0	0	0	0
Sept. 11	at Arkansas	8 (5)	1.0	0	0	0	0	0	0
Sept. 18	Rice	4 (2)	0	0	0	0	0	0	0
Sept. 25	Texas Tech	9 (3)	0.5	0	0	0	0	0	0
Oct. 2	at TCU	10 (8)	0	0	0	0	0	1	0
Oct. 9	vs. Oklahoma	8 (5)	2.0	1.0	0	0	0	1	1
Oct. 16	Oklahoma State	4 (1)	0	0	0	0	0	0	0
Oct. 30	at Baylor	5 (2)	0.5	0	0	2	0	0	0
Nov. 6	at Iowa State	4 (2)	0.5	0	0	0	0	0	0
Nov. 13	Kansas	7 (5)	0.5	0.5	0	0	0	0	0
Nov. 20	at West Virginia	2 (0)	0	0	0	0	0	0	0
Nov. 26	Kansas State			DNP					

OVERSHOWN'S 2021 GAME-BY-GAME DEFENSIVE STATS

Date	Opponent	TKL(Solo)	TFL	Sacks	Int	PBU	FF	FR	Blk
Sept. 4	Louisiana	13 (4)	0.5	0.5	0	0	0	0	0
Sept. 11	at Arkansas	8 (5)	1.0	0	0	0	0	0	0
Sept. 18	Rice	4 (2)	0	0	0	0	0	0	0
Sept. 25	Texas Tech	9 (3)	0.5	0	0	0	0	0	0
Oct. 2	at TCU	10 (8)	0	0	0	0	0	1	0
Oct. 9	vs. Oklahoma	8 (5)	2.0	1.0	0	0	0	1	1
Oct. 16	Oklahoma State	4 (1)	0	0	0	0	0	0	0
Oct. 30	at Baylor	5 (2)	0.5	0	0	2	0	0	0
Nov. 6	at Iowa State	4 (2)	0.5	0	0	0	0	0	0
Nov. 13	Kansas	7 (5)	0.5	0.5	0	0	0	0	0
Nov. 20	at West Virginia	2 (0)	0	0	0	0	0	0	0
Nov. 26	Kansas State			DNP					

OVERSHOWN'S 2022 GAME-BY-GAME DEFENSIVE STATS

Date	Opponent	TKL(Solo)	TFL	Sacks	Int	PBU	FF	FR	Blk
Sept. 3	ULM	8 (2)	2.0	0.0	0	0	0	0	0
Sept. 10	Alabama	5 (5)	0.0	0.0	0	0	0	0	0
Sept. 17	UTSA	10 (4)	0.5	0.0	0	1	0	0	0
Sept. 24	at Texas Tech	6 (1)	1.0	1.0	0	0	0	0	0
Oct. 1	West Virginia								
Oct. 8	vs. Oklahoma								
Oct. 15	Iowa State								
Oct. 22	at Oklahoma St								
Nov. 5	at Kansas State								
Nov. 12	TCU								
Nov. 19	at Kansas								
Nov. 25	Baylor								

OVERSHOWN'S CAREER DEFENSIVE STATS

Year	G	Tkl	Solo	TFL-Yds	Sack-Yds	Int	PBU	FF	FR	Blk
2018	9	1	0	0-0	0-0-0	0	0	0	0	0
2019	8	18	17	7.0-26	2.0-13	1	3	1	0	0
2020	10	60	32	8.0-26	1.0-9	2	7	2	1	0
2021	11	74	38	5.5-19	2.0-14	0	2	0	2	1
2022	4	29	20	3.5-12	1.0-2	0	1	0	0	0
Career	42	182	107	24.0-84	6.0-38	3	13	3	3	1

O JA'TAVION SANDERS

TE | 6-4 | 242 | SO-1L
DENTON, TEXAS | RYAN

CAREER HIGHS

Receptions.....	6, ULM (2022)
Receiving Yards.....	85, ULM (2022)
Receiving TDs.....	1, ULM (2022)
Long Reception.....	25, ULM (2022)

CAREER TOTALS

100-yard receiving games.....	None
Multiple receiving TD games.....	None

SANDERS' 2021 GAME-BY-GAME RECEIVING STATS

Date	Opponent	No.	Yds	TD	Long
Sept. 4	Louisiana	0	0	0	0
Sept. 11	at Arkansas	0	0	0	0
Sept. 18	Rice	0	0	0	0
Sept. 25	Texas Tech	0	0	0	0
Oct. 2	at TCU	0	0	0	0
Oct. 9	vs. Oklahoma	0	0	0	0
Oct. 16	Oklahoma State	0	0	0	0
Oct. 30	at Baylor	0	0	0	0
Nov. 6	at Iowa State	0	0	0	0
Nov. 13	Kansas	0	0	0	0
Nov. 20	at West Virginia	0	0	0	0
Nov. 26	Kansas State	0	0	0	0

SANDERS' 2022 GAME-BY-GAME RECEIVING STATS

Date	Opponent	No.	Yds	TD	Long
Sept. 3	ULM	6	85	1	25
Sept. 10	Alabama	3	4	0	8
Sept. 17	UTSA	1	5	0	5
Sept. 24	at Texas Tech	5	40	0	10
Oct. 1	West Virginia				
Oct. 8	vs. Oklahoma				
Oct. 15	Iowa State				
Oct. 22	at Oklahoma State				
Nov. 5	at Kansas State				
Nov. 12	TCU				
Nov. 19	at Kansas				
Nov. 25	Baylor				

SANDERS' CAREER RECEIVING STATS

Year	G	Rec	Yds	TD	Lg	Rec/G	Avg/C	Avg/G
2021	12	0	0	0	0	-	-	-
2022	4	15	134	1	25	3.8	8.9	33.5
Career	16	15	134	1	25	0.9	8.9	8.4

SELECT PLAYERS GAME-BY-GAME STATISTICS

1 HUDSON CARD

QB | 6-2 | 201 | SO-1L

AUSTIN, TEXAS | LAKE TRAVIS

CAREER HIGHS

Completions.....	20, at Texas Tech (2022)
Attempts.....	30, at Texas Tech (2022)
Passing Yards.....	277, at Texas Tech (2022)
Passing TDs.....	2, twice, last at Texas Tech (2022)
Long Pass.....	52, at West Virginia (2021)
Carries.....	6, twice, last vs. Alabama (2022)
Rushing Yards.....	35, UTSA (2022)
Rushing TDs.....	1, Louisiana (2021)
Long Rush.....	32, UTSA (2022)
Total Offense.....	301, at Texas Tech (2022)
Total TDs.....	3, Louisiana (2021)

CAREER TOTALS

200-yard passing games.....	2, last at Texas Tech (2022)
300-yard passing games.....	None
Multiple pass TD games.....	2, last at Texas Tech (2022)
70-yard rushing games.....	None
Games with pass and rush TD.....	1, vs. Louisiana (2021)
Record as a starter.....	2-2 (.500)

CARD'S 2020 GAME-BY-GAME PASSING STATS

Date	Opponent	Comp	Att	INT	Yds	TD	Long	Sack
Sept. 12	UTEP	0	1	0	0	0	0	0
Sept. 26	at Texas Tech				DNP			
Oct. 3	TCU				DNP			
Oct. 10	vs. Oklahoma				DNP			
Oct. 24	Baylor				DNP			
Oct. 31	at Oklahoma State				DNP			
Nov. 7	West Virginia				DNP			
Nov. 27	Iowa State				DNP			
Dec. 5	at Kansas State				DNP			
Dec. 12	at Kansas				Canceled			
Dec. 29	vs. Colorado#	1	2	0	5	0	5	0

CARD'S 2020 GAME-BY-GAME RUSHING STATS

Date	Opponent	Att	Yds	TD	Long	Avg
Sept. 12	UTEP	2	8	0	7	4.0
Sept. 26	at Texas Tech				DNP	
Oct. 3	TCU				DNP	
Oct. 10	vs. Oklahoma				DNP	
Oct. 24	Baylor				DNP	
Oct. 31	at Oklahoma State				DNP	
Nov. 7	West Virginia				DNP	
Nov. 27	Iowa State				DNP	
Dec. 5	at Kansas State				DNP	
Dec. 12	at Kansas				Canceled	
Dec. 29	vs. Colorado#	2	3	0	2	1.5

CARD'S 2021 GAME-BY-GAME PASSING STATS

Date	Opponent	Comp	Att	INT	Yds	TD	Long	Sack
Sept. 4	Louisiana	14	21	0	224	2	41	3
Sept. 11	at Arkansas	8	15	0	61	0	25	3
Sept. 18	Rice	2	3	0	29	0	22	0
Sept. 25	Texas Tech	0	0	0	0	0	0	0
Oct. 2	at TCU				DNP			
Oct. 9	vs. Oklahoma				DNP			
Oct. 16	Oklahoma State	0	0	0	0	0	0	0
Oct. 30	at Baylor				DNP			
Nov. 6	at Iowa State	14	23	0	101	1	24	4
Nov. 13	Kansas	3	5	1	52	1	33	1
Nov. 20	at West Virginia	10	16	0	123	1	52	0
Nov. 26	Kansas State				DNP			

CARD'S 2021 GAME-BY-GAME RUSHING STATS

Date	Opponent	Att	Yds	TD	Long	Avg
Sept. 4	Louisiana	6	-1	1	6	-1.0
Sept. 11	at Arkansas	8	14	0	8	1.8
Sept. 18	Rice	1	2	0	2	2.0
Sept. 25	Texas Tech	1	13	0	13	13.0
Oct. 2	at TCU				DNP	
Oct. 9	vs. Oklahoma				DNP	
Oct. 16	Oklahoma State	0	0	0	0	0
Oct. 30	at Baylor				DNP	
Nov. 6	at Iowa State	7	-25	0	3	-3.6
Nov. 13	Kansas	1	-4	0	0	-4.0
Nov. 20	at West Virginia	2	18	0	13	9.0
Nov. 26	Kansas State				DNP	

CARD'S 2022 GAME-BY-GAME PASSING STATS

Date	Opponent	Comp	Att	INT	Yds	TD	Long	Sack
Sept. 3	ULM	4	5	0	24	0	9	2
Sept. 10	Alabama	14	22	0	158	0	42	3
Sept. 17	UTSA	15	23	0	161	1	26	0
Sept. 24	at Texas Tech	20	30	1	277	2	39	1
Oct. 1	West Virginia							
Oct. 8	vs. Oklahoma							
Oct. 15	Iowa State							
Oct. 22	at Oklahoma State							
Nov. 5	at Kansas State							
Nov. 12	TCU							
Nov. 19	at Kansas							
Nov. 25	Baylor							

CARD'S 2022 GAME-BY-GAME RUSHING STATS

Date	Opponent	Att	Yds	TD	Long	Avg
Sept. 3	ULM	2	-11	0	0	0.0
Sept. 10	Alabama	6	8	0	20	0.8
Sept. 17	UTSA	2	35	0	32	17.5
Sept. 24	at Texas Tech	3	24	0	22	8.0
Oct. 1	West Virginia					
Oct. 8	vs. Oklahoma					
Oct. 15	Iowa State					
Oct. 22	at Oklahoma State					
Nov. 5	at Kansas State					
Nov. 12	TCU					
Nov. 19	at Kansas					
Nov. 25	Baylor					

CARD'S CAREER PASSING STATS

Year	G	Comp	Att	Int	Yds	TD	Lg	Pct	Avg/P	Avg/G	Eff
2020	2	1	3	0	5	0	5	33.3	1.67	2.5	47.33
2021	8	51	83	1	590	5	52	61.4	7.1	73.8	138.6
2022	4	53	80	1	620	3	42	66.3	11.7	155.0	141.2
Career	14	105	166	2	1215	8	52	63.3	7.3	86.8	138.2

CARD'S CAREER RUSHING STATS

Year	G	Att	Yds	TD	Lg	Avg/C	Avg/G
2020	2	4	11	0	7	2.8	5.5
2021	8	26	17	1	13	0.7	2.1
2022	4	13	56	0	32	4.3	14.0
Career	14	43	84	1	32	2.0	6.0

2 ROSCHON JOHNSON

RB | 6-2 | 222 | SR-3L

PORT NECHES, TEXAS | PORT NECHES-GROVES

CAREER HIGHS

Attempts.....	31, Kansas State (2021)
Rushing Yards.....	179, Kansas State (2021)
Rushing TDs.....	3, twice, last at Kansas State (2020)
Long Rush.....	72, Rice (2021)
Receptions.....	4, vs. Oklahoma (2019)
Receiving Yards.....	30, at Rice (2019)
Receiving TDs.....	1, twice, last vs. TCU (2020)
Long Reception.....	25, at Rice (2019)
All-Purpose Yards.....	189, Kansas State (2021)

CAREER TOTALS

100-yard rushing games.....	5, last vs. Kansas State (2021)
Multiple rush TD games.....	3, last vs. Texas Tech (2021)

JOHNSON'S 2019 GAME-BY-GAME RUSHING STATS

Date	Opponent	Att	Yds	TD	Long	Avg
Aug. 31	Louisiana Tech	7	26	0	8	3.7
Sept. 7	LSU	7	32	0	7	4.6
Sept. 14	at Rice	11	59	0	13	5.4
Sept. 21	Oklahoma State	9	30	1	14	3.3
Oct. 5	at West Virginia	21	121	0	17	5.8
Oct. 12	vs. Oklahoma	8	95	1	57	11.9
Oct. 19	Kansas	11	46	1	14	4.2
Oct. 26	at TCU	5	9	1	3	1.8
Nov. 9	Kansas State	5	37	0	20	7.4
Nov. 16	at Iowa State	5	18	0	5	3.0
Nov. 23	at Baylor	4	22	0	10	5.5
Nov. 29	Texas Tech	23	105	3	16	4.6
Dec. 31	vs. Utah*	6	49	0	29	8.2

JOHNSON'S 2019 GAME-BY-GAME RECEIVING STATS

Date	Opponent	No.	Yds	TD	Long
Aug. 31	Louisiana Tech	2	14	0	13
Sept. 7	LSU	3	17	0	7
Sept. 14	at Rice	3	30	1	25
Sept. 21	Oklahoma State	1	15	0	15
Oct. 5	at West Virginia	1	10	0	10
Oct. 12	vs. Oklahoma	4	23	0	11
Oct. 19	Kansas	0	0	0	0
Oct. 26	at TCU	1	5	0	5
Nov. 9	Kansas State	1	7	0	7
Nov. 16	at Iowa State	2	17	0	12
Nov. 23	at Baylor	3	16	0	6
Nov. 29	Texas Tech	2	4	0	5
Dec. 31	vs. Utah*	0	0	0	0

JOHNSON'S 2020 GAME-BY-GAME RUSHING STATS

Date	Opponent	Att	Yds	TD	Long	Avg
Sept. 12	UTEP	8	38	1	9	4.8
Sept. 26	at Texas Tech	16	44	1	12	2.8
Oct. 3	TCU	5	63	0	40	12.6
Oct. 10	vs. Oklahoma	3	-3	0	0	-1.0
Oct. 24	Baylor	1	1	0	1	1.0
Oct. 31	at Oklahoma State	9	49	0	29	5.4
Nov. 7	West Virginia	10	29	0	8	2.9
Nov. 27	Iowa State	4	26	0	11	6.5
Dec. 5	at Kansas State	14	139	3	43	9.9
Dec. 12	at Kansas				Canceled	
Dec. 29	vs. Colorado#	10	32	1	21	3.2

JOHNSON'S 2020 GAME-BY-GAME RECEIVING STATS

Date	Opponent	No.	Yds	TD	Long
Sept. 12	UTEP	0	0	0	0
Sept. 26	at Texas Tech	0	0	0	0
Oct. 3	TCU	1	7	1	7
Oct. 10	vs. Oklahoma	0	0	0	0
Oct. 24	Baylor	1	7	0	7
Oct. 31	at Oklahoma State	0	0	0	0
Nov. 7	West Virginia	3	14	0	8
Nov. 27	Iowa State	2	22	0	13
Dec. 5	at Kansas State	0	0	0	0
Dec. 12	at Kansas				Canceled
Dec. 29	vs. Colorado#	1	1	0	1

SELECT PLAYERS GAME-BY-GAME STATISTICS

JOHNSON'S 2021 GAME-BY-GAME RUSHING STATS

Date	Opponent	Att	Yds	TD	Long	Avg
Sept. 4	Louisiana	8	27	0	6	3.4
Sept. 11	at Arkansas	1	3	0	3	3.0
Sept. 18	Rice	3	112	1	72	37.3
Sept. 25	Texas Tech	13	64	2	11	4.9
Oct. 2	at TCU	7	22	0	6	3.1
Oct. 9	vs. Oklahoma	0	0	0	0	0
Oct. 16	Oklahoma State	2	6	0	3	3.0
Oct. 30	at Baylor	5	23	0	6	4.6
Nov. 6	at Iowa State	5	19	0	7	3.8
Nov. 13	Kansas	6	37	0	14	6.2
Nov. 20	at West Virginia	15	77	1	19	5.1
Nov. 26	Kansas State	31	179	1	24	5.8

JOHNSON'S 2021 GAME-BY-GAME RECEIVING STATS

Date	Opponent	No.	Yds	TD	Long
Sept. 4	Louisiana	2	22	0	14
Sept. 11	at Arkansas	2	15	0	9
Sept. 18	Rice	0	0	0	0
Sept. 25	Texas Tech	0	0	0	0
Oct. 2	at TCU	1	8	0	8
Oct. 9	vs. Oklahoma	0	0	0	0
Oct. 16	Oklahoma State	1	5	0	5
Oct. 30	at Baylor	0	0	0	0
Nov. 6	at Iowa State	0	0	0	0
Nov. 13	Kansas	3	19	0	10
Nov. 20	at West Virginia	1	4	0	4
Nov. 26	Kansas State	1	10	0	10

JOHNSON'S 2022 GAME-BY-GAME RUSHING STATS

Date	Opponent	Att	Yds	TD	Long	Avg
Sept. 3	ULM	5	34	1	16	6.8
Sept. 10	Alabama	6	16	0	6	3.2
Sept. 17	UTSA	11	81	0	32	7.4
Sept. 24	at Texas Tech	9	15	0	8	1.7
Oct. 1	West Virginia					
Oct. 8	vs. Oklahoma					
Oct. 15	Iowa State					
Oct. 22	at Oklahoma State					
Nov. 5	at Kansas State					
Nov. 12	TCU					
Nov. 19	at Kansas					
Nov. 25	Baylor					

JOHNSON'S 2022 GAME-BY-GAME RECEIVING STATS

Date	Opponent	No.	Yds	TD	Long
Sept. 3	LMU	0	0	0	0
Sept. 10	Alabama	3	20	0	11
Sept. 17	UTSA	3	23	1	19
Sept. 24	at Texas Tech	2	23	0	23
Oct. 1	West Virginia				
Oct. 8	vs. Oklahoma				
Oct. 15	Iowa State				
Oct. 22	at Oklahoma State				
Nov. 5	at Kansas State				
Nov. 12	TCU				
Nov. 19	at Kansas				
Nov. 25	Baylor				

JOHNSON'S CAREER RUSHING STATS

Year	G	Att	Yds	TD	Lg	Avg/C	Avg/G
2019	13	123	649	7	57	5.3	49.9
2020	10	80	418	6	43	5.2	41.8
2021	12	96	569	5	72	5.9	47.4
2022	4	30	146	1	32	4.9	36.5
Career	39	329	1782	19	72	5.4	45.7

JOHNSON'S CAREER RECEIVING STATS

Year	G	Rec	Yds	TD	Lg	Rec/G	Avg/C	Avg/G
2019	13	23	158	1	25	1.8	6.9	12.2
2020	10	8	51	1	13	0.8	6.4	5.1
2021	12	11	83	0	14	0.9	7.5	6.9
2022	4	8	66	1	19	2.0	8.3	16.5
Career	39	50	358	3	25	1.3	7.2	9.2

3 QUINN EWERS

QB | 6-2 | 207 | FR-TR

SOUTHLAKE, TEXAS | CARROLL/OHIO STATE

CAREER HIGHS

Completions.....	16, ULM (2022)
Attempts.....	24, ULM (2022)
Passing Yards.....	225, ULM (2022)
Passing TDs.....	2, ULM (2022)
Long Pass.....	46, Alabama (2022)
Carries.....	1, ULM (2022)
Rushing Yards.....	-9, ULM (2022)
Rushing TDs.....	None
Long Rush.....	None
Total Offense.....	216, ULM (2022)
Total TDs.....	2, ULM (2022)

CAREER TOTALS

200-yard passing games.....	1, ULM (2022)
300-yard passing games.....	None
Multiple pass TD games.....	None
70-yard rushing games.....	None
Games with pass and rush TD.....	None
Record as a starter.....	1-1 (.500)

EWERS' 2021 GAME-BY-GAME PASSING STATS (OHIO STATE)

Date	Opponent	Comp	Att	INT	Yds	TD	Long	Sack
Sept. 2	at Minnesota			DNP				
Sept. 11	Oregon			DNP				
Sept. 18	Tulsa			DNP				
Sept. 25	Akron			DNP				
Oct. 2	at Rutgers			DNP				
Oct. 9	Maryland			DNP				
Oct. 23	at Indiana			DNP				
Oct. 30	Penn State			DNP				
Nov. 6	at Nebraska			DNP				
Nov. 13	Purdue			DNP				
Nov. 20	Michigan State	0	0	0	0	0	0	0
Nov. 27	at Michigan			DNP				
Jan. 1	vs. Utah \$			DNP				

EWERS' 2021 GAME-BY-GAME RUSHING STATS (OHIO STATE)

Date	Opponent	Att	Yds	TD	Long	Avg
Sept. 2	at Minnesota			DNP		
Sept. 11	Oregon			DNP		
Sept. 18	Tulsa			DNP		
Sept. 25	Akron			DNP		
Oct. 2	at Rutgers			DNP		
Oct. 9	Maryland			DNP		
Oct. 23	at Indiana			DNP		
Oct. 30	Penn State			DNP		
Nov. 6	at Nebraska			DNP		
Nov. 13	Purdue			DNP		
Nov. 20	Michigan State	0	0	0	0	0.0
Nov. 27	at Michigan			DNP		
Jan. 1	vs. Utah \$			DNP		

EWERS' 2022 GAME-BY-GAME PASSING STATS

Date	Opponent	Comp	Att	INT	Yds	TD	Long	Sack
Sept. 3	ULM	16	24	1	225	2	43	1
Sept. 10	Alabama	9	12	0	134	0	46	0
Sept. 17	UTSA			DNP				
Sept. 24	at Texas Tech			DNP				
Oct. 1	West Virginia							
Oct. 8	vs. Oklahoma							
Oct. 15	Iowa State							
Oct. 22	at Oklahoma State							
Nov. 5	at Kansas State							
Nov. 12	TCU							
Nov. 19	at Kansas							
Nov. 25	Baylor							

EWERS' 2022 GAME-BY-GAME RUSHING STATS

Date	Opponent	Att	Yds	TD	Long	Avg
Sept. 3	ULM	1	-9	0	0	-9.0
Sept. 10	Alabama	0	0	0	0	0.0
Sept. 17	UTSA			DNP		
Sept. 24	at Texas Tech			DNP		
Oct. 1	West Virginia					
Oct. 8	vs. Oklahoma					
Oct. 15	Iowa State					
Oct. 22	at Oklahoma State					
Nov. 5	at Kansas State					
Nov. 12	TCU					
Nov. 19	at Kansas					
Nov. 25	Baylor					

EWERS' CAREER PASSING STATS

Year	G	Cmp	Att	Int	Yds	TD	Lg	Pct	Avg/P	Avg/G	Effic
2022	2	25	36	1	359	2	46	69.4	14.1	225.0	164.6
Career	2	25	36	1	359	2	46	69.4	14.1	225.0	164.6

EWERS' CAREER RUSHING STATS

Year	G	Att	Yds	TD	Lg	Avg/C	Avg/G
2022	2	1	-9	0	0	-9.0	-4.5
Career	2	1	-9	0	0	-9.0	-4.5

SELECT PLAYERS GAME-BY-GAME STATISTICS

3 DIAMONTE TUCKER-DORSEY

LB | 5-10 | 219 | SR-TR

NORFOLK, VA. | LAKE TAYLOR/JAMES MADISON

CAREER HIGHS

Tackles..... 12, twice, last vs. Montana (w/JMU) (2021)
Solo tackles..... 5, four times, last at ND State (w/JMU) (2021)
Tackles for loss..... 1.5, three times, last at ND State (w/JMU) (2021)
Sacks..... 1.0, three times, last vs. UTSA (2022)
Interceptions..... 2, Southeastern La. (w/JMU) (2021)
Pass breakups..... 1, five times, last at ND State (w/JMU) (2021)
Forced fumbles..... 1, three, last vs. UTSA (2022)
Fumbles recovered..... 1, Southeastern La. (w/JMU) (2021)
Blocked kicks..... None

CAREER TOTALS

Games with 5-plus tackles..... 23, last at ND State (w/JMU) (2021)
Games with 8-plus tackles..... 12, last at ND State (w/JMU) (2021)
Games with 10-plus tackles..... 2, last vs. Montana (w/JMU) (2021)

TUCKER-DORSEY'S '18 GAME-BY-GAME DEFENSIVE STATS [JMU]

Date	Opponent	TKL(Solo)	TFL	Sacks	Int	PBU	FF	FR	Blk
Sept. 1	at NC State	0 (0)	0	0	0	0	0	0	0
Sept. 8	at Norfolk State	0 (0)	0	0	0	0	0	0	0
Sept. 13	Robert Morris	4 (3)	0.5	0	0	0	0	0	0
Sept. 22	William & Mary	1 (1)	0	0	0	0	0	0	0
Sept. 29	at Richmond	0 (0)	0	0	0	0	0	0	0
Oct. 6	Elon	0 (0)	0	0	0	0	0	0	0
Oct. 13	at Villanova	0 (0)	0	0	0	0	0	0	0
Oct. 27	Stony Brook		DNP						
Nov. 3	at New Hampshire	0 (0)	0	0	0	0	0	0	0
Nov. 10	Rhode Island	0 (0)	0	0	0	0	0	0	0
Nov. 17	at Towson	1 (1)	0	0	0	0	0	0	0
Nov. 24	Delaware	0 (0)	0	0	0	0	0	0	0
Dec. 1	at Colgate	0 (0)	0	0	0	0	0	0	0

TUCKER-DORSEY'S '19 GAME-BY-GAME DEFENSIVE STATS [JMU]

Date	Opponent	TKL(Solo)	TFL	Sacks	Int	PBU	FF	FR	Blk
Aug. 31	at West Virginia	0 (0)	0	0	0	0	0	0	0
Sept. 7	Saint Francis (Pa.)	2 (0)	0	0	0	0	0	0	0
Sept. 14	Morgan State	5 (2)	0	0	0	0	0	0	0
Sept. 21	at Chattanooga	1 (1)	0	0	0	0	0	0	0
Sept. 28	at Elon	1 (0)	0	0	0	0	0	0	0
Oct. 5	at Stony Brook	2 (0)	0.5	0.5	0	0	0	0	0
Oct. 12	Villanova	2 (0)	0	0	0	0	0	0	0
Oct. 19	at William & Mary	2 (1)	1.5	0.5	0	0	0	0	0
Oct. 26	Towson	2 (2)	0	0	0	0	0	0	0
Nov. 9	New Hampshire	5 (1)	0	0	0	0	0	0	0
Nov. 16	Richmond	0 (0)	0	0	0	0	0	0	0
Nov. 23	at Rhode Island	4 (3)	1.0	0	0	0	0	0	0
Dec. 7	Monmouth	1 (0)	0	0	0	0	0	0	0
Dec. 14	Northern Iowa	0 (0)	0	0	0	0	0	0	0
Dec. 21	Weber State	5 (0)	0	0	0	0	0	0	0
Jan. 11	vs. N. Dakota St.	0 (0)	0	0	0	0	0	0	0

TUCKER-DORSEY'S '20 GAME-BY-GAME DEFENSIVE STATS [JMU]

Date ('21)	Opponent	TKL(Solo)	TFL	Sacks	Int	PBU	FF	FR	Blk
Feb. 20	Morehead State	8 (1)	1.0	0	0	0	0	0	0
Feb. 27	Roberto Morris	4 (3)	0	0	0	0	0	0	0
Mar. 6	at Elon	7 (2)	0	0	0	0	0	0	0
Mar. 27	at William & Mary	5 (2)	1.0	0	0	0	0	0	0
Apr. 17	Richmond	5 (3)	0	0	0	0	0	0	0
Apr. 24	VMI	6 (4)	0.5	0.5	0	1	0	0	0
May 2	North Dakota	8 (2)	0	0	0	0	0	0	0
May 8	at Sam Houston	8 (2)	0	0	0	0	0	0	0

TUCKER-DORSEY'S '21 GAME-BY-GAME DEFENSIVE STATS [JMU]

Date	Opponent	TKL(Solo)	TFL	Sacks	Int	PBU	FF	FR	Blk
Sept. 4	Morehead State	6 (1)	1.5	0	0	0	0	0	0
Sept. 11	Maine	7 (5)	1.0	1.0	0	1	0	0	0
Sept. 18	at Weber State	7 (2)	1.0	0	1	0	0	0	0
Oct. 2	at New Hampshire	5 (2)	0.5	0	1	0	0	0	0
Oct. 9	Villanova	10 (1)	0	0	0	0	0	0	0
Oct. 16	Richmond	10 (4)	0.5	0	0	0	0	0	0
Oct. 23	at Delaware	9 (3)	0	0	0	0	0	0	0
Oct. 30	Elon	2 (0)	0	0	0	0	0	1	0
Nov. 6	Campbell	10 (2)	0.5	0	0	0	0	0	0
Nov. 13	at William & Mary	8 (5)	1.0	0	0	0	1	0	0
Nov. 20	Towson	12 (1)	0	0	1	0	0	0	0
Dec. 4	Southeastern La.	8 (5)	1.0	1.0	2	1	1	0	0
Dec. 10	Montana	12 (3)	0.5	0.5	0	0	0	0	0
Dec. 17	at N. Dakota State	10 (5)	1.5	0	0	1	0	0	0

TUCKER-DORSEY'S 2022 GAME-BY-GAME DEFENSIVE STATS

Date	Opponent	TKL(Solo)	TFL	Sacks	Int	PBU	FF	FR	Blk
Sept. 3	ULM	4 (2)	0.0	0.0	0	0	0	0	0
Sept. 10	Alabama	1 (0)	0.0	0.0	0	0	0	0	0
Sept. 17	UTSA	3 (2)	1.5	1.0	0	0	1	0	0
Sept. 24	at Texas Tech	4 (1)	0.0	0.0	0	0	0	0	0
Oct. 1	West Virginia								
Oct. 8	vs. Oklahoma								
Oct. 15	Iowa State								
Oct. 22	at Oklahoma St								
Nov. 5	at Kansas State								
Nov. 12	TCU								
Nov. 19	at Kansas								
Nov. 25	Baylor								

TUCKER-DORSEY'S CAREER DEFENSIVE STATS

Year	G	TKL	Solo	TFL-Yds	Sack-Yds	Int	PBU	FF	FR	Blk
2018	12	6	5	0.5-2	0-0	0	0	0	0	0
2019	16	32	10	3.0-10	1.0-3	0	0	0	0	0
2020	9	51	19	2.5-6	0.5-2	0	1	0	0	0
2021	13	104	36	8.5-29	2.0-10	4	4	2	1	0
2022	3	8	4	1.5-8	1.0-7	0	0	1	0	0
JMU	49	193	70	14.5-47	3.5-15	4	5	2	1	0
Texas	4	12	5	1.5-8	1.0-7	0	0	1	0	0
Career	53	205	75	16.0-53	4.5-22	4	5	3	1	0

4 JORDAN WHITTINGTON

WR | 6-1 | 205 | JR-2L

CUERO, TEXAS | CUERO

CAREER HIGHS

Receptions..... 10, vs. Oklahoma (2020)
Receiving Yards..... 113, Louisiana (2021)
Receiving TDs..... 1, three times, last at TCU (2021)
Long Reception..... 43, UTEP (2020)
Rushing Attempts..... 1, three time, last vs. Oklahoma (2021)
Rushing Yards..... 15, twice, last at Kansas State (2020)
Rushing Touchdowns..... 1, at Kansas State (2020)

CAREER TOTALS

10-catch games..... 1, vs. Oklahoma (2020)
100-yard receiving games..... 1, Louisiana (2021)
Multiple receiving TD games..... None

WHITTINGTON'S 2019 GAME-BY-GAME RECEIVING STATS

Date	Opponent	No.	Yds	TD	Long
Aug. 31	Louisiana Tech	2	17	0	14
Sept. 7	LSU		DNP		
Sept. 14	at Rice		DNP		
Sept. 21	Oklahoma State		DNP		
Oct. 5	at West Virginia		DNP		
Oct. 12	vs. Oklahoma		DNP		
Oct. 19	Kansas		DNP		
Oct. 26	at TCU		DNP		
Nov. 9	Kansas State		DNP		
Nov. 16	at Iowa State		DNP		
Nov. 23	at Baylor		DNP		
Nov. 29	Texas Tech		DNP		
Dec. 31	vs. Utah*		DNP		

WHITTINGTON'S 2020 GAME-BY-GAME RECEIVING STATS

Date	Opponent	No.	Yds	TD	Long
Sept. 12	UTEP	2	45	0	43
Sept. 26	at Texas Tech		DNP		
Oct. 3	TCU		DNP		
Oct. 10	vs. Oklahoma	10	65	0	20
Oct. 24	Baylor		DNP		
Oct. 31	at Oklahoma State		DNP		
Nov. 7	West Virginia		DNP		
Nov. 21	Iowa State	3	26	0	13
Dec. 5	at Kansas State	3	35	0	32
Dec. 12	at Kansas		Canceled		
Dec. 29	vs. Colorado#	3	35	0	34

WHITTINGTON'S 2021 GAME-BY-GAME RECEIVING STATS

Date	Opponent	No.	Yds	TD	Long
Sept. 4	Louisiana	7	113	1	41
Sept. 11	at Arkansas	5	32	0	15
Sept. 18	Rice	1	7	0	7
Sept. 25	Texas Tech	5	93	1	36
Oct. 2	at TCU	3	79	1	37
Oct. 9	vs. Oklahoma	3	35	0	16
Oct. 16	Oklahoma State		DNP		
Oct. 30	at Baylor		DNP		
Nov. 6	at Iowa State		DNP		
Nov. 13	Kansas		DNP		
Nov. 20	at West Virginia	0	0	0	0
Nov. 26	Kansas State	2	18	0	9

WHITTINGTON'S 2022 GAME-BY-GAME RECEIVING STATS

Date	Opponent	No.	Yds	TD	Long
Sept. 3	LMU	3	26	0	11
Sept. 10	Alabama	7	64	0	17
Sept. 17	UTSA	4	56	0	26
Sept. 24	at Texas Tech	4	53	0	15
Oct. 1	West Virginia				
Oct. 8	vs. Oklahoma				
Oct. 15	Iowa State				
Oct. 22	at Oklahoma State				
Nov. 5	at Kansas State				
Nov. 12	TCU				
Nov. 19	at Kansas				
Nov. 25	Baylor				

WHITTINGTON'S CAREER RECEIVING STATS

Year	G	Rec	Yds	TD	Lg	Rec/G	Avg/C	Avg/G
2019	1	2	17	0	14	2.0	8.5	17.0
2020	5	21	206	0	43	4.2	9.8	41.2
2021	8	26	377	3	41	3.3	14.5	47.1
2022	4	18	199	0	26	4.5	11.1	49.8
Career	18	67	799	3	43	3.7	11.9	44.3

SELECT PLAYERS GAME-BY-GAME STATISTICS

5 D'SHAWN JAMISON

DB/KR/PR | 5-10 | 187 | SR-4L
HOUSTON, TEXAS | LAMAR

CAREER HIGHS

Tackles.....	9, at Iowa State (2019)
Solo tackles.....	8, at Iowa State (2019)
Tackles for loss.....	1.5, vs. Oklahoma State (2019)
Sacks.....	1.0, at Texas Tech (2022)
Interceptions.....	2, at West Virginia (2019)
Pass breakups.....	2, three times, last vs. UTSA (2022)
Forced fumbles.....	1, at Baylor (2019)
Fumbles recovered.....	1, twice, last at TCU (2021)
Blocked kicks.....	1 (punt), ULM (2022)
Interception return for TD.....	1, ULM (2022)
Punt return for TD.....	1, last at Kansas State (2018)
Kickoff return for TD.....	2, last at Oklahoma State (2020)

CAREER TOTALS

Games with 5-plus tackles.....	11, last at West Virginia (2021)
Games with 8-plus tackles.....	1, at Iowa State (2019)
Games with 10-plus tackles.....	None

JAMISON'S 2018 GAME-BY-GAME DEFENSIVE STATS

Date	Opponent	TKL(Solo)	TFL	Sacks	Int	PBU	FF	FR	Blk
Sept. 1	at Maryland	0 (0)	0	0	0	0	0	0	0
Sept. 8	Tulsa	0 (0)	0	0	0	0	0	0	0
Sept. 15	USC	0 (0)	0	0	0	0	0	0	0
Sept. 22	TCU	0 (0)	0	0	0	0	0	0	0
Sept. 29	at Kansas State	0 (0)	0	0	0	0	0	0	0
Oct. 6	vs. Oklahoma	0 (0)	0	0	0	0	0	0	0
Oct. 13	Baylor	0 (0)	0	0	0	0	0	0	0
Oct. 27	at Oklahoma State	0 (0)	0	0	0	0	0	0	0
Nov. 3	West Virginia	0 (0)	0	0	0	0	0	0	0
Nov. 10	at Texas Tech	0 (0)	0	0	0	0	0	0	0
Nov. 17	Iowa State	0 (0)	0	0	0	0	0	0	0
Nov. 23	at Kansas	0 (0)	0	0	0	0	0	0	0
Dec. 1	vs. Oklahoma & Georgia	0 (0)	DNP	0	0	0	0	0	0

JAMISON'S 2018 GAME-BY-GAME KICK RETURN STATS

Date	Opponent	No.	Yds	TD	Long
Sept. 1	at Maryland	3	73	0	26
Sept. 8	Tulsa	1	21	0	21
Sept. 15	USC	1	24	0	24
Sept. 22	TCU	2	34	0	24
Sept. 29	at Kansas State	2	37	0	22
Oct. 6	vs. Oklahoma	0	0	0	0
Oct. 13	Baylor	0	0	0	0
Oct. 27	at Oklahoma State	1	13	0	13
Nov. 3	West Virginia	0	0	0	0
Nov. 10	at Texas Tech	0	0	0	0
Nov. 17	Iowa State	0	0	0	0
Nov. 23	at Kansas	0	0	0	0
Dec. 1	vs. Oklahoma & Georgia	0	DNP	0	0
Jan. 1	vs. Georgia	0	0	0	0

JAMISON'S 2018 GAME-BY-GAME PUNT RETURN STATS

Date	Opponent	No.	Yds	TD	Long
Sept. 1	at Maryland	0	0	0	0
Sept. 8	Tulsa	1	-6	0	0
Sept. 15	USC	0	0	0	0
Sept. 22	TCU	0	0	0	0
Sept. 29	at Kansas State	1	90	1	90
Oct. 6	vs. Oklahoma	1	-1	0	0
Oct. 13	Baylor	3	-5	0	0
Oct. 27	at Oklahoma State	1	4	0	4
Nov. 3	West Virginia	1	29	0	29
Nov. 10	at Texas Tech	0	0	0	0
Nov. 17	Iowa State	1	7	0	7
Nov. 23	at Kansas	0	0	0	0
Dec. 1	vs. Oklahoma & Georgia	0	DNP	0	0
Jan. 1	vs. Georgia	0	0	0	0

JAMISON'S 2019 GAME-BY-GAME DEFENSIVE STATS

Date	Opponent	TKL(Solo)	TFL	Sacks	Int	PBU	FF	FR	Blk
Aug. 31	Louisiana Tech	1 (1)	0	0	0	0	0	0	0
Sept. 7	LSU	0 (0)	0	0	0	0	0	0	0
Sept. 14	at Rice	3 (2)	1.0	0	0	0	0	0	0
Sept. 21	Oklahoma State	2 (1)	1.5	0	0	0	0	0	0
Oct. 5	at West Virginia	4 (4)	0	0	2	0	0	0	0
Oct. 12	vs. Oklahoma	4 (2)	0	0	0	0	1	0	0
Oct. 19	Kansas	1 (1)	0	0	0	0	0	0	0
Oct. 26	at TCU	5 (5)	0	0	0	0	0	0	0
Nov. 9	Kansas State	0	0	0	0	1	0	0	0
Nov. 16	at Iowa State	9 (8)	0	0	1	0	0	0	0
Nov. 23	at Baylor	3 (2)	0	0	0	0	1	0	0
Nov. 29	Texas Tech	3 (3)	1.0	0	0	2	0	0	0
Dec. 31	vs. Utah*	0 (0)	0	0	0	0	0	0	0

JAMISON'S 2019 GAME-BY-GAME KICK RETURN STATS

Date	Opponent	No.	Yds	TD	Long
Aug. 31	Louisiana Tech	1	17	0	17
Sept. 7	LSU	0	0	0	0
Sept. 14	at Rice	2	120	1	98
Sept. 21	Oklahoma State	0	0	0	0
Oct. 5	at West Virginia	0	0	0	0
Oct. 12	vs. Oklahoma	0	0	0	0
Oct. 19	Kansas	1	13	0	13
Oct. 26	at TCU	1	20	0	20
Nov. 9	Kansas State	0	0	0	0
Nov. 16	at Iowa State	1	19	0	19
Nov. 23	at Baylor	0	0	0	0
Nov. 29	Texas Tech	1	34	0	34
Dec. 31	vs. Utah*	1	22	0	22

JAMISON'S 2019 GAME-BY-GAME PUNT RETURN STATS

Date	Opponent	No.	Yds	TD	Long
Aug. 31	Louisiana Tech	0	0	0	0
Sept. 7	LSU	0	0	0	0
Sept. 14	at Rice	0	0	0	0
Sept. 21	Oklahoma State	0	0	0	0
Oct. 5	at West Virginia	0	0	0	0
Oct. 12	vs. Oklahoma	0	0	0	0
Oct. 19	Kansas	0	0	0	0
Oct. 26	at TCU	0	0	0	0
Nov. 9	Kansas State	0	0	0	0
Nov. 16	at Iowa State	0	0	0	0
Nov. 23	at Baylor	0	0	0	0
Nov. 29	Texas Tech	0	0	0	0
Dec. 31	vs. Utah*	4	102	0	71

JAMISON'S 2020 GAME-BY-GAME DEFENSIVE STATS

Date	Opponent	TKL(Solo)	TFL	Sacks	Int	PBU	FF	FR	Blk
Sept. 12	UTEP	5 (2)	0.5	0	0	0	0	0	0
Sept. 26	at Texas Tech	1 (1)	0	0	0	0	0	0	0
Oct. 3	TCU	0 (0)	0	0	0	0	0	0	0
Oct. 10	vs. Oklahoma	2 (2)	0	0	0	2	0	0	0
Oct. 24	Baylor	2 (2)	0	0	0	1	0	0	0
Oct. 31	at Oklahoma State	2 (2)	0	0	0	1	0	0	0
Nov. 7	West Virginia	7 (5)	0	0	0	0	0	0	0
Nov. 27	Iowa State	6 (5)	0	0	0	0	0	0	0
Dec. 5	at Kansas State	4 (4)	0	0	0	1	0	0	0
Dec. 12	at Kansas		Canceled						
Dec. 29	vs. Colorado#	2 (2)	0	0	0	1	0	0	0

JAMISON'S 2020 GAME-BY-GAME KICK RETURN STATS

Date	Opponent	No.	Yds	TD	Long
Sept. 12	UTEP	1	22	0	22
Sept. 26	at Texas Tech	1	42	0	42
Oct. 3	TCU	1	36	0	36
Oct. 10	vs. Oklahoma	0	0	0	0
Oct. 24	Baylor	0	0	0	0
Oct. 31	at Oklahoma State	3	132	1	100
Nov. 7	West Virginia	2	36	0	20
Nov. 27	Iowa State	4	94	0	30
Dec. 5	at Kansas State	3	150	0	98
Dec. 12	at Kansas		Canceled		
Dec. 29	vs. Colorado#	2	52	0	27

JAMISON'S 2020 GAME-BY-GAME PUNT RETURN STATS

Date	Opponent	No.	Yds	TD	Long
Sept. 12	UTEP	4	13	0	12
Sept. 26	at Texas Tech	1	-17	0	0
Oct. 3	TCU	0	0	0	0
Oct. 10	vs. Oklahoma	2	25	0	16
Oct. 24	Baylor	0	0	0	0
Oct. 31	at Oklahoma State	1	1	0	1
Nov. 7	West Virginia	3	-2	0	0
Nov. 27	Iowa State	1	4	0	4
Dec. 5	at Kansas State	1	10	0	10
Dec. 12	at Kansas		Canceled		
Dec. 29	vs. Colorado#	4	-1	0	3

JAMISON'S 2021 GAME-BY-GAME DEFENSIVE STATS

Date	Opponent	TKL(Solo)	TFL	Sacks	Int	PBU	FF	FR	Blk
Sept. 4	Louisiana	3 (2)	0	0	0	0	0	0	0
Sept. 11	at Arkansas	3 (2)	0	0	0	0	0	0	0
Sept. 18	Rice	5 (3)	0	0	0	0	0	0	0
Sept. 25	Texas Tech	0	0	0	0	0	0	0	0
Oct. 2	at TCU	3 (2)	0	0	0	0	1	0	0
Oct. 9	vs. Oklahoma	7 (5)	0	0	0	1	0	0	0
Oct. 16	Oklahoma State	5 (5)	0	0	1	0	0	0	0
Oct. 30	at Baylor	3 (2)	0	0	0	0	0	0	0
Nov. 6	at Iowa State	5 (1)	0	0	0	0	0	0	0
Nov. 13	Kansas	5 (4)	0	0	0	0	0	0	0
Nov. 20	at West Virginia	7 (3)	0	0	0	0	0	0	0
Nov. 26	Kansas State	2 (2)	0	0	0	0	0	0	0

JAMISON'S 2021 GAME-BY-GAME KICK RETURN STATS

Date	Opponent	No.	Yds	TD	Long
Sept. 4	Louisiana	1	25	0	25
Sept. 11	at Arkansas	2	38	0	21
Sept. 18	Rice	0	0	0	0
Sept. 25	Texas Tech	1	13	0	13
Oct. 2	at TCU	2	76	0	38
Oct. 9	vs. Oklahoma	1	18	0	18
Oct. 16	Oklahoma State	3	71	0	26
Oct. 30	at Baylor	0	0	0	0
Nov. 6	at Iowa State	3	53	0	20
Nov. 13	Kansas	2	35	0	18
Nov. 20	at West Virginia	2	40	0	28
Nov. 26	Kansas State	2	55	0	30

JAMISON'S 2021 GAME-BY-GAME PUNT RETURN STATS

Date	Opponent	No.	Yds	TD	Long
Sept. 4	Louisiana	1	6	0	6
Sept. 11	at Arkansas	0	0	0	0
Sept. 18	Rice	2	11	0	6
Sept. 25	Texas Tech	1	43	0	43
Oct. 2	at TCU	0	10	0	0
Oct. 9	vs. Oklahoma	1	9	0	9
Oct. 16	Oklahoma State	2	1	0	1
Oct. 30	at Baylor	1	4	0	4
Nov. 6	at Iowa State	1	1	0	1
Nov. 13	Kansas	1	25	0	25
Nov. 20	at West Virginia	1	0	0	0
Nov. 26	Kansas State	1	5	0	5

JAMISON'S 2022 GAME-BY-GAME DEFENSIVE STATS

Date	Opponent	TKL(Solo)	TFL	Sacks	Int	PBU	FF	FR	Blk
Sept. 3	ULM	2 (2)	0.0	0.0	1	0	0	0	1
Sept. 10	Alabama	1 (1)	0.0	0.0	0	1	0	0	0
Sept. 17	UTSA	2 (2)	0.0	0.0	0	2	0	0	0
Sept. 24	at Texas Tech	3 (3)	1.0	1.0	0	0	0	0	0
Oct. 1	West Virginia								
Oct. 8	vs. Oklahoma								
Oct. 15	Iowa State								
Oct. 22	at Oklahoma St								
Nov. 5	at Kansas State								
Nov. 12	TCU								
Nov. 19	at Kansas								
Nov. 25	Baylor								

JAMISON'S 2022 GAME-BY-GAME KICK RETURN STATS

Date	Opponent	No.	Yds	TD	Long
Sept. 3	ULM	0	0	0	0
Sept. 10	Alabama	0	0	0	0
Sept. 17	UTSA	0	0	0	0
Sept. 24	at Texas Tech	0	0	0	0
Oct. 1	West Virginia				
Oct. 8	vs. Oklahoma				
Oct. 15	Iowa State				
Oct. 23	at Oklahoma State				
Nov. 5	at Kansas State				
Nov. 12	TCU				
Nov. 19	at Kansas				
Nov. 25	Baylor				

SELECT PLAYERS GAME-BY-GAME STATISTICS

5 BIJAN ROBINSON

RB | 6-0 | 222 | JR-2L
TUCSON, ARIZ. | SALPOINTE

CAREER HIGHS

Attempts.....	35, at TCU (2021)
Rushing Yards.....	216, at TCU (2021)
Rushing TDs.....	3, three times, last vs. UTSA (2022)
Long Rush.....	78, UTSA (2022)
Receptions.....	8, at Iowa State (2021)
Receiving Yards.....	73, Louisiana (2021)
Receiving TDs.....	2, Colorado (2020)
Long Reception.....	42, Alabama (2022)
All-Purpose Yards.....	238, at TCU (2021)

CAREER TOTALS

100-yard rushing games.....	10, last vs. UTSA (2022)
150-yard rushing games.....	4, last vs. UTSA (2022)
200-yard all-purpose games.....	4, last vs. UTSA (2022)
Multiple rush TD games.....	5, last vs. UTSA (2022)

ROBINSON'S 2020 GAME-BY-GAME RUSHING STATS

Date	Opponent	Att	Yds	TD	Long	Avg
Sept. 12	UTEP	5	38	0	29	7.6
Sept. 26	at Texas Tech	4	12	0	5	3.0
Oct. 3	TCU		DNP			
Oct. 10	vs. Oklahoma	5	17	0	9	3.4
Oct. 24	Baylor	12	55	0	12	4.6
Oct. 31	at Oklahoma State	13	59	0	24	4.5
Nov. 7	West Virginia	12	113	0	54	9.4
Nov. 27	Iowa State	16	54	0	18	3.4
Dec. 5	at Kansas State	9	172	3	75	19.1
Dec. 12	at Kansas		Canceled			
Dec. 29	vs. Colorado#	10	183	1	66	18.3

ROBINSON'S 2020 GAME-BY-GAME RECEIVING STATS

Date	Opponent	No.	Yds	TD	Long
Sept. 12	UTEP	2	9	0	11
Sept. 26	at Texas Tech	1	11	0	11
Oct. 3	TCU		DNP		
Oct. 10	vs. Oklahoma	2	39	0	26
Oct. 24	Baylor	0	0	0	0
Oct. 31	at Oklahoma State	2	8	0	8
Nov. 7	West Virginia	2	38	0	35
Nov. 27	Iowa State	1	3	0	3
Dec. 5	at Kansas State	3	51	0	27
Dec. 12	at Kansas		Canceled		
Dec. 29	vs. Colorado#	2	37	2	23

ROBINSON'S 2021 GAME-BY-GAME RUSHING STATS

Date	Opponent	Att	Yds	TD	Long	Avg
Sept. 4	Louisiana	20	103	1	19	5.2
Sept. 11	at Arkansas	19	69	1	20	3.6
Sept. 18	Rice	13	127	3	62	9.8
Sept. 25	Texas Tech	18	137	0	33	7.6
Oct. 2	at TCU	35	216	2	27	6.2
Oct. 9	vs. Oklahoma	20	137	1	50	6.8
Oct. 16	Oklahoma State	21	135	2	38	6.4
Oct. 30	at Baylor	17	43	1	9	2.5
Nov. 6	at Iowa State	18	90	0	14	5.0
Nov. 13	Kansas	14	70	0	16	5.0
Nov. 20	at West Virginia		DNP			
Nov. 26	Kansas State		DNP			

ROBINSON'S 2021 GAME-BY-GAME RECEIVING STATS

Date	Opponent	No.	Yds	TD	Long
Sept. 4	Louisiana	4	73	1	28
Sept. 11	at Arkansas	1	4	0	4
Sept. 18	Rice	1	14	0	14
Sept. 25	Texas Tech	2	54	1	38
Oct. 2	at TCU	2	22	0	16
Oct. 9	vs. Oklahoma	1	2	0	2
Oct. 16	Oklahoma State	3	38	1	17
Oct. 30	at Baylor	1	4	0	4
Nov. 6	at Iowa State	8	36	0	9
Nov. 13	Kansas	3	48	1	25
Nov. 20	at West Virginia		DNP		
Nov. 26	Kansas State		DNP		

ROBINSON'S 2022 GAME-BY-GAME RUSHING STATS

Date	Opponent	Att	Yds	TD	Long	Avg
Sept. 3	ULM	10	71	1	21	7.1
Sept. 10	Alabama	21	57	1	18	2.7
Sept. 17	UTSA	20	183	3	78	9.2
Sept. 24	at Texas Tech	16	103	2	40	6.4
Oct. 1	West Virginia					
Oct. 8	vs. Oklahoma					
Oct. 15	Iowa State					
Oct. 22	at Oklahoma State					
Nov. 5	at Kansas State					
Nov. 12	TCU					
Nov. 19	at Kansas					
Nov. 25	Baylor					

ROBINSON'S 2022 GAME-BY-GAME RECEIVING STATS

Date	Opponent	No.	Yds	TD	Long
Sept. 3	LMU	3	40	1	16
Sept. 10	Alabama	3	73	0	42
Sept. 17	UTSA	1	19	0	19
Sept. 24	at Texas Tech	1	22	0	22
Oct. 1	West Virginia				
Oct. 8	vs. Oklahoma				
Oct. 15	Iowa State				
Oct. 22	at Oklahoma State				
Nov. 5	at Kansas State				
Nov. 12	TCU				
Nov. 19	at Kansas				
Nov. 25	Baylor				

ROBINSON'S CAREER RUSHING STATS

Year	G	Att	Yds	TD	Lg	Avg/C	Avg/G
2020	9	86	703	4	75	8.2	78.1
2021	10	195	1,127	11	62	5.8	112.7
2022	4	67	414	7	78	6.2	103.5
TOTAL	23	348	2,244	22	78	6.4	97.6

ROBINSON'S CAREER RECEIVING STATS

Year	G	Rec	Yds	TD	Lg	Rec/G	Avg/C	Avg/G
2020	9	15	196	2	35	1.7	13.1	21.8
2021	10	26	295	4	38	2.6	11.3	29.5
2022	4	8	154	1	42	2.0	19.3	38.5
Career	23	49	645	7	42	2.1	13.2	28.0

6 RYAN WATTS

DB | 6-3 | 206 | JR-TR
LITTLE ELM, TEXAS | (LITTLE ELM/OHIO STATE)

CAREER HIGHS

Tackles.....	7, at Texas Tech (2022)
Solo tackles.....	5, at Texas Tech (2022)
Tackles for loss.....	1.0, ULM (2022)
Sacks.....	None
Interceptions.....	1, twice, last vs. Maryland (w/Ohio State) (2021)
Pass breakups.....	2, three times, last at Texas Tech (2022)
Forced fumbles.....	None
Fumbles recovered.....	None
Blocked kicks.....	None

CAREER TOTALS

Games with 5-plus tackles.....	2, last at Texas Tech (2022)
Games with 8-plus tackles.....	None
Games with 10-plus tackles.....	None

WATTS' 2020 GAME-BY-GAME DEFENSIVE STATS (OHIO STATE)

Date	Opponent	TKL(Solo)	TFL	Sacks	Int	PBU	FF	FR	Blk
Oct. 24	Nebraska	1 (1)	0	0	0	0	0	0	0
Oct. 31	at Penn State	0 (0)	0	0	0	0	0	0	0
Nov. 7	Rutgers	3 (3)	0	0	0	0	0	0	0
Nov. 14	at Maryland		Canceled	0					
Nov. 21	Indiana	0 (0)	0	0	0	0	0	0	0
Nov. 28	at Illinois		Canceled	0					
Dec. 5	at Michigan State	0 (0)	0	0	0	0	0	0	0
Dec. 12	Michigan		Canceled	0					
Dec. 19	vs. Northwestern^	0 (0)	0	0	0	0	0	0	0
Jan. 1	vs. Clemson !!	0 (0)	0	0	0	0	0	0	0
Jan. 11	vs. Alabama %		DNP						

WATTS' 2021 GAME-BY-GAME DEFENSIVE STATS (OHIO STATE)

Date	Opponent	TKL(Solo)	TFL	Sacks	Int	PBU	FF	FR	Blk
Sept. 2	at Minnesota	3 (3)	0	0	0	0	0	0	0
Sept. 11	Oregon	0 (0)	0	0	0	0	0	0	0
Sept. 18	Tulsa	0 (0)	0	0	0	0	0	0	0
Sept. 25	Akron		DNP						
Oct. 2	at Rutgers	2 (1)	0	0	1	0	0	0	0
Oct. 9	Maryland	1 (1)	0	0	1	0	0	0	0
Oct. 23	at Indiana	0 (0)	0	0	0	0	0	0	0
Oct. 30	Penn State	0 (0)	0	0	0	0	0	0	0
Nov. 6	at Nebraska	0 (0)	0	0	0	0	0	0	0
Nov. 13	Purdue	0 (0)	0	0	0	0	0	0	0
Nov. 20	Michigan State	0 (0)	0	0	0	0	0	0	0
Nov. 27	at Michigan	0 (0)	0	0	0	0	0	0	0
Jan. 1	vs. Utah \$		DNP						

WATTS' 2022 GAME-BY-GAME DEFENSIVE STATS

Date	Opponent	TKL(Solo)	TFL	Sacks	Int	PBU	FF	FR	Blk
Sept. 3	ULM	2 (1)	1.0	0.0	0	0	0	0	0
Sept. 10	Alabama	5 (3)	0.0	0.0	0	0	0	0	0
Sept. 17	UTSA	2 (1)	0.0	0.0	0	0	0	0	0
Sept. 24	at Texas Tech	7 (5)	0.0	0.0	0	2	0	0	0
Oct. 1	West Virginia								
Oct. 8	vs. Oklahoma								
Oct. 15	Iowa State								
Oct. 22	at Oklahoma St								
Nov. 5	at Kansas State								
Nov. 12	TCU								
Nov. 19	at Kansas								
Nov. 25	Baylor								

WATTS' CAREER DEFENSIVE STATS

Year	G	Tkl	Solo	TFL-Yds	Sack-Yds	Int	PBU	FF	FR	Blk
2020	7	5	5	0.0-0	0.0-0	0	0	0	0	0
2021	11	6	5	0.0-0	0.0-0	2	0	0	0	0
2022	3	9	5	1.0-1	0.0-0	0	0	0	0	0
Ohio St.	18	11	10	0.0-0	0.0-0	2	0	0	0	0
Texas	4	16	10	1.0-1	0.0-0	0	2	0	0	0
Career	22	27	20	1.0-1	0.0-0	2	2	0	0	0

SELECT PLAYERS GAME-BY-GAME STATISTICS

7 KEILAN ROBINSON

RB | 5-9 | 185 | JR-1L

WASHINGTON, D.C. | ST. JOHN'S/ALABAMA

CAREER HIGHS

Attempts	9, three, last vs. Kansas State (2021)
Rushing Yards	111, at West Virginia (2021)
Rushing TDs	1, five times, last at West Virginia (2021)
Long Rush	74, New Mexico State (w/Alabama) (2019)
Receptions	2, at TCU (2021)
Receiving Yards	35, at Texas Tech (2022)
Receiving TDs	1, at Texas Tech (2022)
Long Reception	35, at Texas Tech (2022)
All-Purpose Yards	127, at West Virginia (2021)
Blocked kicks	1 (punt), Rice (2021)
Blocked punt return for TD	1, ULM (2022)

CAREER TOTALS

100-yard rushing games	1, at West Virginia (2021)
Multiple rush TD games	None

ROBINSON'S 2019 GAME-BY-GAME RUSHING STATS (ALABAMA)

Date	Opponent	Att	Yds	TD	Long	Avg
Aug. 31	vs. Duke	2	5	0	4	2.5
Sept. 7	New Mexico State	5	80	1	74	16.0
Sept. 14	at South Carolina	4	12	0	4	3.0
Sept. 21	Southern Miss		DNP			
Sept. 28	Ole Miss	5	20	0	8	4.0
Oct. 12	at Texas A&M		DNP			
Oct. 19	Tennessee	3	6	0	4	2.0
Oct. 26	Arkansas	9	29	0	5	3.2
Nov. 9	LSU		DNP			
Nov. 16	at Mississippi State	3	10	0	9	3.3
Nov. 23	Western Carolina	8	92	1	46	11.5
Nov. 30	at Auburn		DNP			
Jan. 1	vs. Michigan @		DNP			

ROBINSON'S 2019 GAME-BY-GAME RECEIVING STATS (ALA.)

Date	Opponent	No.	Yds	TD	Long
Aug. 31	vs. Duke	0	0	0	0
Sept. 7	New Mexico State	0	0	0	0
Sept. 14	at South Carolina	0	0	0	0
Sept. 21	Southern Miss		DNP		
Sept. 28	Ole Miss	0	0	0	0
Oct. 12	at Texas A&M		DNP		
Oct. 19	Tennessee	0	0	0	0
Oct. 26	Arkansas	0	0	0	0
Nov. 9	LSU		DNP		
Nov. 16	at Mississippi State	0	0	0	0
Nov. 23	Western Carolina	0	0	0	0
Nov. 30	at Auburn		DNP		
Jan. 1	vs. Michigan @		DNP		

ROBINSON'S 2021 GAME-BY-GAME RUSHING STATS

Date	Opponent	Att	Yds	TD	Long	Avg
Sept. 4	Louisiana	8	41	0	25	5.1
Sept. 11	at Arkansas	6	9	0	6	1.5
Sept. 18	Rice	5	83	1	65	16.6
Sept. 25	Texas Tech	4	42	1	30	10.5
Oct. 2	at TCU	0	0	0	0	0
Oct. 9	vs. Oklahoma	0	0	0	0	0
Oct. 16	Oklahoma State	1	1	0	1	1.0
Oct. 30	at Baylor	0	0	0	0	0
Nov. 6	at Iowa State	3	18	0	8	6.0
Nov. 13	Kansas		DNP			
Nov. 20	at West Virginia	9	111	1	49	12.3
Nov. 26	Kansas State	9	17	0	11	1.9

ROBINSON'S 2021 GAME-BY-GAME RECEIVING STATS

Date	Opponent	No.	Yds	TD	Long
Sept. 4	Louisiana	0	0	0	0
Sept. 11	at Arkansas	0	0	0	0
Sept. 18	Rice	0	0	0	0
Sept. 25	Texas Tech	0	0	1	0
Oct. 2	at TCU	2	13	0	12
Oct. 9	vs. Oklahoma	0	0	0	0
Oct. 16	Oklahoma State	1	25	0	25
Oct. 30	at Baylor	1	-1	0	0
Nov. 6	at Iowa State	1	2	0	2
Nov. 13	Kansas		DNP		
Nov. 20	at West Virginia	1	16	0	16
Nov. 26	Kansas State	1	2	0	2

ROBINSON'S 2022 GAME-BY-GAME RUSHING STATS

Date	Opponent	Att	Yds	TD	Long	Avg
Sept. 3	ULM	1	7	0	7	7.0
Sept. 10	Alabama	1	-2	0	-2	0.0
Sept. 17	UTSA	2	0	0	4	0.0
Sept. 24	at Texas Tech	2	9	0	5	4.5
Oct. 1	West Virginia					
Oct. 8	vs. Oklahoma					
Oct. 15	Iowa State					
Oct. 22	at Oklahoma State					
Nov. 5	at Kansas State					
Nov. 12	TCU					
Nov. 19	at Kansas					
Nov. 25	Baylor					

ROBINSON'S 2022 GAME-BY-GAME RECEIVING STATS

Date	Opponent	No.	Yds	TD	Long
Sept. 3	LMU	0	0	0	0
Sept. 10	Alabama	1	5	0	5
Sept. 17	UTSA	1	10	0	10
Sept. 24	at Texas Tech	1	35	1	35
Oct. 1	West Virginia				
Oct. 8	vs. Oklahoma				
Oct. 15	Iowa State				
Oct. 22	at Oklahoma State				
Nov. 5	at Kansas State				
Nov. 12	TCU				
Nov. 19	at Kansas				
Nov. 25	Baylor				

ROBINSON'S CAREER RUSHING STATS

Year	G	Att	Yds	TD	Lg	Avg/C	Avg/G
2019	8	39	254	2	74	6.5	31.8
2021	11	45	322	3	65	7.2	29.3
2022	4	6	14	0	7	2.3	3.5
Alabama	8	39	254	2	74	6.5	31.8
Texas	15	51	336	3	65	6.6	22.4
Career	23	90	590	5	74	6.5	25.7

ROBINSON'S CAREER RECEIVING STATS

Year	G	Rec	Yds	TD	Lg	Rec/G	Avg/C	Avg/G
2019	8	0	0	0	0	0.0	0.0	0.0
2021	11	7	57	0	25	0.6	8.1	5.2
2022	4	3	50	1	35	0.8	16.7	12.5
Alabama	8	0	0	0	0	0.0	0.0	0.0
Texas	15	10	107	1	35	0.7	10.7	7.1
Career	23	10	107	1	35	0.4	10.7	4.7

8 XAVIER WORTHY

WR | 6-1 | 164 | SO-1L

FRESNO, CALIF. | CENTRAL EAST

CAREER HIGHS

Receptions	14, Kansas (2021)
Receiving Yards	261, vs. Oklahoma (2021)
Receiving TDs	3, twice, last vs. Kansas (2021)
Long Reception	75 vs. Oklahoma (2021)
All-Purpose Yards	286 vs. Oklahoma (2021)

CAREER TOTALS

100-yard receiving games	4, last vs. Kansas (2021)
200-yard receiving games	1, vs. Oklahoma (2021)
Multiple receiving TD games	3, last vs. Kansas (2021)

WORTHY'S 2021 GAME-BY-GAME RECEIVING STATS

Date	Opponent	No.	Yds	TD	Long
Sept. 4	Louisiana	1	34	0	34
Sept. 11	at Arkansas	2	41	0	25
Sept. 18	Rice	6	71	1	31
Sept. 25	Texas Tech	5	100	3	62
Oct. 2	at TCU	1	7	0	7
Oct. 9	vs. Oklahoma	9	261	2	75
Oct. 16	Oklahoma State	5	28	0	19
Oct. 30	at Baylor	4	115	1	63
Nov. 6	at Iowa State	2	22	1	18
Nov. 13	Kansas	14	152	3	33
Nov. 20	at West Virginia	7	85	1	52
Nov. 26	Kansas State	6	65	0	28

WORTHY'S 2022 GAME-BY-GAME RECEIVING STATS

Date	Opponent	No.	Yds	TD	Long
Sept. 3	LMU	2	24	0	19
Sept. 10	Alabama	5	97	0	46
Sept. 17	UTSA	4	41	0	19
Sept. 24	at Texas Tech	3	50	1	39
Oct. 1	West Virginia				
Oct. 8	vs. Oklahoma				
Oct. 15	Iowa State				
Oct. 22	at Oklahoma State				
Nov. 5	at Kansas State				
Nov. 12	TCU				
Nov. 19	at Kansas				
Nov. 25	Baylor				

WORTHY'S CAREER RECEIVING STATS

Year	G	Rec	Yds	TD	Lg	Rec/G	Avg/C	Avg/G
2021	12	62	981	12	75	5.2	15.8	81.8
2022	4	14	212	1	46	3.5	15.1	53.0
TOTAL	16	76	1193	13	75	4.8	15.7	74.6

SELECT PLAYERS GAME-BY-GAME STATISTICS

9 JAHLEEL BILLINGSLEY

TE | 6-4 | 220 | SR-TR

CHICAGO, ILL. | PHILLIPS ACADEMY/ALABAMA

CAREER HIGHS

Receptions.....5, vs. Southern Miss (w/Alabama) (2021)
Receiving Yards.....105, vs. Southern Miss (w/Alabama) (2021)
Receiving TDs.....1, six times, last vs. NM State (w/Alabama) (2021)
Long Reception.....34, vs. Kentucky (w/Alabama) (2020)

CAREER TOTALS

100-yard receiving games...1, vs. Southern Miss (w/Alabama) (2021)
Multiple receiving TD games.....None

BILLINGSLEY'S 2019 GAME-BY-GAME RECEIVING STATS (ALA.)

Date	Opponent	No.	Yds	TD	Long
Aug. 31	vs. Duke		DNP		
Sept. 7	New Mexico State	0	0	0	0
Sept. 14	at South Carolina	0	0	0	0
Sept. 21	Southern Miss		DNP		
Sept. 28	Ole Miss	0	0	0	0
Oct. 12	at Texas A&M		DNP		
Oct. 19	Tennessee		DNP		
Oct. 26	Arkansas	0	0	0	0
Nov. 9	LSU	0	0	0	0
Nov. 16	at Mississippi State	1	19	0	19
Nov. 23	Western Carolina	0	0	0	0
Nov. 30	at Auburn	0	0	0	0
Jan. 1	vs. Michigan @	1	-3	0	0

BILLINGSLEY'S 2020 GAME-BY-GAME RECEIVING STATS (ALA.)

Date	Opponent	No.	Yds	TD	Long
Sept. 26	at Missouri	0	0	0	0
Oct. 3	Texas A&M	0	0	0	0
Oct. 10	at Ole Miss		DNP		
Oct. 17	Georgia	0	0	0	0
Oct. 24	at Tennessee	1	13	0	13
Oct. 31	Mississippi State	0	0	0	0
Nov. 21	Kentucky	3	78	0	34
Nov. 28	Auburn	2	33	1	24
Dec. 5	at LSU	4	68	1	27
Dec. 12	at Arkansas	0	0	0	0
Dec. 19	vs. Florida </	2	29	0	15
Jan. 1	vs. Notre Dame >/	4	39	1	15
Jan. 11	vs. Ohio State %	2	27	0	22

BILLINGSLEY'S 2021 GAME-BY-GAME RECEIVING STATS (ALA.)

Date	Opponent	No.	Yds	TD	Long
Sept. 4	vs. Miami	0	0	0	0
Sept. 11	Mercer	0	0	0	0
Sept. 18	at Florida	1	26	1	26
Sept. 25	Southern Miss	5	105	1	33
Oct. 2	Ole Miss	4	47	0	19
Oct. 9	at Texas A&M	0	0	0	0
Oct. 16	at Mississippi State	0	0	0	0
Oct. 23	Tennessee	1	8	0	8
Nov. 6	LSU	0	0	0	0
Nov. 13	New Mexico State	1	5	1	5
Nov. 20	Arkansas	1	12	0	12
Nov. 27	at Auburn	1	14	0	14
Dec. 4	vs. Georgia }	2	27	0	22
Dec. 31	vs. Cincinnati ><	1	12	0	12
Jan. 10	vs. Georgia <>	0	0	0	0

BILLINGSLEY'S 2022 GAME-BY-GAME RECEIVING STATS

Sept. 3	ULM		DNP		
Sept. 10	Alabama		DNP		
Sept. 17	UTSA		DNP		
Sept. 24	at Texas Tech		DNP		
Oct. 1	West Virginia				
Oct. 8	vs. Oklahoma				
Oct. 15	Iowa State				
Oct. 22	at Oklahoma State				
Nov. 5	at Kansas State				
Nov. 12	TCU				
Nov. 19	at Kansas				
Nov. 25	Baylor				

BILLINGSLEY'S CAREER RECEIVING STATS

Year	G	Rec	Yds	TD	Lg	Rec/G	Avg/C	Avg/G
2019	9	2	16	0	19	0.2	8.0	1.8
2020	12	19	287	3	34	1.5	15.9	23.9
2021	15	17	256	3	33	1.1	15.1	17.1
2022	-	-	-	-	-	-	-	-
Alabama	36	37	559	6	34	1.0	15.1	15.5
Texas	-	-	-	-	-	-	-	-
Career	36	37	559	6	34	1.0	15.1	15.5

11 ANTHONY COOK

DB | 6-1 | 188 | SR-4L

HOUSTON, TEXAS | LAMAR

CAREER HIGHS

Tackles.....14, at Texas Tech (2022)
Solo tackles.....11, at Texas Tech (2022)
Tackles for loss.....2.0, Alabama (2022)
Sacks.....1.0, twice, last at TCU (2021)
Interceptions.....None
Pass breakups.....2, at Arkansas (2021)
Forced fumbles.....1, twice, last at TCU (2021)
Fumbles recovered.....1, at TCU (2021)
Blocked kicks.....None

CAREER TOTALS

Games with 5-plus tackles.....12, last at Texas Tech (2022)
Games with 8-plus tackles.....4, last at Texas Tech (2022)
Games with 10-plus tackles.....1, at Texas Tech (2022)

COOK'S 2018 GAME-BY-GAME DEFENSIVE STATS

Date	Opponent	TKL(Solo)	TFL	Sacks	Int	PBU	FF	FR	Blk
Sept. 1	at Maryland	0 (0)	0	0	0	0	0	0	0
Sept. 8	Tulsa	0 (0)	0	0	0	0	0	0	0
Sept. 15	USC	2 (1)	0	0	0	0	0	0	0
Sept. 22	TCU	0 (0)	0	0	0	0	0	0	0
Sept. 29	at Kansas State	0 (0)	0	0	0	0	0	0	0
Oct. 6	vs. Oklahoma	0 (0)	0	0	0	0	0	0	0
Oct. 13	Baylor	0 (0)	0	0	0	0	0	0	0
Oct. 27	at Oklahoma State	2 (1)	0	0	0	0	0	0	0
Nov. 3	West Virginia	6 (4)	0	0	0	1	0	0	0
Nov. 10	at Texas Tech	5 (5)	0	0	0	0	0	0	0
Nov. 17	Iowa State	1 (0)	0	0	0	0	0	0	0
Nov. 23	at Kansas	2 (2)	1.0	1.0	0	0	0	0	0
Dec. 1	vs. Oklahoma &	0 (0)	0	0	0	0	0	0	0
Jan. 1	vs. Georgia !	0 (0)	0	0	0	0	0	0	0

COOK'S 2019 GAME-BY-GAME DEFENSIVE STATS

Date	Opponent	TKL(Solo)	TFL	Sacks	Int	PBU	FF	FR	Blk
Aug. 31	Louisiana Tech	0 (0)	0	0	0	0	0	0	0
Sept. 7	LSU	0 (0)	0	0	0	0	0	0	0
Sept. 14	at Rice	0 (0)	0	0	0	1	0	0	0
Sept. 21	Oklahoma State	1 (1)	0	0	0	0	0	0	0
Oct. 5	at West Virginia	7 (5)	0	0	0	0	0	0	0
Oct. 12	vs. Oklahoma	2 (2)	1.0	0	0	0	1	0	0
Oct. 19	Kansas	4 (4)	0	0	0	1	0	0	0
Oct. 26	at TCU	1 (1)	0	0	0	0	0	0	0
Nov. 9	Kansas State	2 (2)	0	0	0	0	0	0	0
Nov. 16	at Iowa State	1 (1)	0	0	0	0	0	0	0
Nov. 23	at Baylor		DNP						
Nov. 29	Texas Tech		DNP						
Dec. 31	vs. Utah*	6 (4)	0	0	0	0	0	0	0

COOK'S 2020 GAME-BY-GAME DEFENSIVE STATS

Date	Opponent	TKL(Solo)	TFL	Sacks	Int	PBU	FF	FR	Blk
Sept. 12	UTEP	2 (0)	0.5	0	0	0	0	0	0
Sept. 26	at Texas Tech	1 (0)	0	0	0	0	0	0	0
Oct. 3	TCU	2 (1)	0	0	0	0	0	0	0
Oct. 10	vs. Oklahoma	5 (2)	0	0	0	0	0	0	0
Oct. 24	Baylor	2 (1)	0	0	0	0	0	0	0
Oct. 31	at Oklahoma State	2 (2)	0	0	0	0	0	0	0
Nov. 7	West Virginia	1 (1)	1.0	0	0	0	0	0	0
Nov. 27	Iowa State	0 (0)	0	0	0	0	0	0	0
Dec. 5	at Kansas State	3 (3)	0	0	0	0	0	0	0
Dec. 12	at Kansas		Canceled						
Dec. 29	vs. Colorado#	0 (0)	0	0	0	0	0	0	0

COOK'S 2021 GAME-BY-GAME DEFENSIVE STATS

Date	Opponent	TKL(Solo)	TFL	Sacks	Int	PBU	FF	FR	Blk
Sept. 4	Louisiana	4 (2)	0	0	0	0	0	0	0
Sept. 11	at Arkansas	4 (2)	0	0	0	2	0	0	0
Sept. 18	Rice	2 (0)	0	0	0	0	0	0	0
Sept. 25	Texas Tech	6 (3)	0	0	0	0	0	0	0
Oct. 2	at TCU	8 (6)	2.0	1.0	0	0	1	1	0
Oct. 9	vs. Oklahoma	3 (3)	1.0	0	0	0	0	0	0
Oct. 16	Oklahoma State	1 (0)	0	0	0	0	0	0	0
Oct. 30	at Baylor	3 (2)	0	0	0	0	0	0	0
Nov. 6	at Iowa State	2 (1)	0	0	0	0	0	0	0
Nov. 13	Kansas	5 (4)	0	0	0	1	0	0	0
Nov. 20	at West Virginia	8 (3)	0	0	0	0	0	0	0
Nov. 26	Kansas State	1 (1)	0	0	0	0	0	0	0

COOK'S 2022 GAME-BY-GAME DEFENSIVE STATS

Date	Opponent	TKL(Solo)	TFL	Sacks	Int	PBU	FF	FR	Blk
Sept. 3	ULM	3 (2)	0.0	0.0	0	0	0	0	0
Sept. 10	Alabama	9 (6)	2.0	0.0	0	0	0	0	0
Sept. 17	UTSA	6 (3)	0.0	0.0	0	0	0	0	0
Sept. 24	at Texas Tech	14 (11)	0.0	0.0	0	1	0	0	0
Oct. 1	West Virginia								
Oct. 8	vs. Oklahoma								
Oct. 15	Iowa State								
Oct. 22	at Oklahoma St								
Nov. 5	at Kansas State								
Nov. 12	TCU								
Nov. 19	at Kansas								
Nov. 25	Baylor								

COOK'S CAREER DEFENSIVE STATS

Year	G	TKL	Solo	TFL-Yds	Sack-Yds	Int	PBU	FF	FR	Blk
2018	14	18	13	1.0-6	1.0-6	0	1	0	0	0
2019	11	24	20	1.0-6	0.0-0	0	2	1	0	0
2020	10	18	10	1.5-3	0.0-0	0	0	0	0	0
2021	12	47	27	3.0-12	1.0-7	0	3	1	1	0
2022	4	32	22	2.0-2	0-0	0	1	0	0	0
Career	51	138	81	10.5-29	2.0-13	0	6	2	1	0

SELECT PLAYERS GAME-BY-GAME STATISTICS

18 OVIE OGHOUFO

EDGE | 6-3 | 239 | SR-1L

LATHRUP VILLAGE, MICH. | HARRISON/NOTRE DAME

CAREER HIGHS

Tackles..... 8, Oklahoma State (2021)
Solo tackles..... 4, at Baylor (2021)
Tackles for loss..... 1.5, three times, last at Baylor (2021)
Sacks..... 1.0, four times, last vs. Alabama (2022)
Interceptions..... None
Pass breakups..... 1, twice, last vs. Oklahoma (2021)
Forced fumbles..... 1, at Texas Tech (2022)
Fumbles recovered..... None

CAREER TOTALS

Games with 5-plus tackles..... 6, last vs. UTSA (2022)
Games with 8-plus tackles..... 1, vs. Oklahoma State (2021)
Games with 10-plus tackles..... None

OGHOUFFO'S 2019 GAME-BY-GAME DEFENSIVE STATS (ND)

Date	Opponent	TKL(Solo)	TFL	Sacks	Int	PBU	FF	FR	Blk
Sept. 2	at Louisville		DNP						
Sept. 14	New Mexico		DNP						
Sept. 21	at Georgia		DNP						
Sept. 28	Virginia		DNP						
Oct. 5	Bowling Green		DNP						
Oct. 12	USC		DNP						
Oct. 26	at Michigan		DNP						
Nov. 2	Virginia Tech		DNP						
Nov. 9	at Duke		DNP						
Nov. 16	Navy		DNP						
Nov. 23	Boston College	2 (0)	0	0	0	0	0	0	0
Nov. 30	at Stanford		DNP						
Dec. 28	vs. Iowa State **	2 (0)	0	0	0	0	0	0	0

OGHOUFFO'S 2020 GAME-BY-GAME DEFENSIVE STATS (ND)

Date	Opponent	TKL(Solo)	TFL	Sacks	Int	PBU	FF	FR	Blk
Sept. 12	Duke	1 (0)	0	0	0	0	0	0	0
Sept. 19	South Florida		DNP						
Oct. 10	Florida State	2 (2)	1.0	1.0	0	0	0	0	0
Oct. 17	Louisville		DNP						
Oct. 24	at Pittsburgh	3 (1)	0.5	0.5	0	0	0	0	0
Oct. 31	at Georgia Tech		DNP						
Nov. 7	Clemson		DNP						
Nov. 14	at Boston College		DNP						
Nov. 27	at North Carolina		DNP						
Dec. 5	Syracuse		DNP						
Dec. 19	vs. Clemson //		DNP						
Jan. 1	vs. Alabama >/		DNP						

OGHOUFFO'S 2021 GAME-BY-GAME DEFENSIVE STATS

Date	Opponent	TKL(Solo)	TFL	Sacks	Int	PBU	FF	FR	Blk
Sept. 4	Louisiana	7 (1)	1.5	1.0	0	0	0	0	0
Sept. 11	at Arkansas	1 (0)	0	0	0	0	0	0	0
Sept. 18	Rice	5 (2)	1.5	1.0	0	1	0	0	0
Sept. 25	Texas Tech	1 (1)	0	0	0	0	0	0	0
Oct. 2	at TCU	2 (0)	0	0	0	0	0	0	0
Oct. 9	vs. Oklahoma	3 (2)	0	0	0	1	0	0	0
Oct. 16	Oklahoma State	8 (3)	0	0	0	0	0	0	0
Oct. 30	at Baylor	5 (4)	1.5	0	0	0	0	0	0
Nov. 6	at Iowa State	3 (3)	0	0	0	0	0	0	0
Nov. 13	Kansas	3 (3)	0	0	0	0	0	0	0
Nov. 20	at West Virginia	2 (0)	0	0	0	0	0	0	0
Nov. 26	Kansas State	2 (2)	1.0	0	0	0	0	0	0

OGHOUFFO'S 2022 GAME-BY-GAME DEFENSIVE STATS

Date	Opponent	TKL(Solo)	TFL	Sacks	Int	PBU	FF	FR	Blk
Sept. 3	ULM	2 (0)	0.5	0.0	0	0	0	0	0
Sept. 10	Alabama	5 (3)	1.0	1.0	0	0	0	0	0
Sept. 17	UTSA	7 (2)	0.0	0.0	0	0	0	0	0
Sept. 24	at Texas Tech	6 (4)	2.0	0.0	0	0	1	0	0
Oct. 1	West Virginia								
Oct. 8	vs. Oklahoma								
Oct. 15	Iowa State								
Oct. 22	at Oklahoma St								
Nov. 5	at Kansas State								
Nov. 12	TCU								
Nov. 19	at Kansas								
Nov. 25	Baylor								

OGHOUFFO'S CAREER DEFENSIVE STATS

Year	G	Tkl	Solo	TFL-Yds	Sack-Yds	Int	PBU	FF	FR	Blk
2019	2	4	0	0.0-0	0.0-0	0	0	0	0	0
2020	3	6	3	1.5-9	1.5-9	0	0	0	0	0
2021	12	42	21	5.5-13	2.0-7	0	2	0	0	0
2022	4	20	9	3.5-12	1.0-4	0	0	1	0	0
N. Dame	5	10	3	1.5-9	1.5-9	0	0	0	0	0
Texas	16	62	30	9.0-25	3.0-11	0	2	1	0	0
Career	21	72	33	10.5-34	4.5-20	0	2	1	0	0

28 JERRIN THOMPSON

DB | 6-0 | 187 | JR-2L

LUFKIN, TEXAS | LUFKIN

CAREER HIGHS

Tackles..... 9, at Texas Tech (2022)
Solo tackles..... 8, at Texas Tech (2022)
Tackles for loss..... 1.0, three times, last vs. Kansas (2021)
Sacks..... None
Interceptions..... 1, at Kansas State (2020)
Pass breakups..... 2, at Iowa State (2021)
Forced fumbles..... 1, Rice (2021)
Fumbles recovered..... None

CAREER TOTALS

Games with 5-plus tackles..... 7, last at Texas Tech (2022)
Games with 8-plus tackles..... 1, at Texas Tech (2022)
Games with 10-plus tackles..... None

THOMPSON'S 2020 GAME-BY-GAME DEFENSIVE STATS

Date	Opponent	TKL(Solo)	TFL	Sacks	Int	PBU	FF	FR	Blk
Sept. 12	UTEP	1 (0)	0	0	0	0	0	0	0
Sept. 26	at Texas Tech	0 (0)	0	0	0	0	0	0	0
Oct. 3	TCU	0 (0)	0	0	0	0	0	0	0
Oct. 10	vs. Oklahoma	3 (1)	0	0	0	0	0	0	0
Oct. 24	Baylor	0 (0)	0	0	0	0	0	0	0
Oct. 31	at Oklahoma State	0 (0)	0	0	0	0	0	0	0
Nov. 7	West Virginia	1 (1)	0	0	0	0	0	0	0
Nov. 27	Iowa State	0 (0)	0	0	0	0	0	0	0
Dec. 5	at Kansas State	3 (3)	0	0	1	1	0	0	0
Dec. 12	at Kansas		Canceled						
Dec. 29	vs. Colorado#	6 (5)	0	0	0	0	0	0	0

THOMPSON'S 2021 GAME-BY-GAME DEFENSIVE STATS

Date	Opponent	TKL(Solo)	TFL	Sacks	Int	PBU	FF	FR	Blk
Sept. 4	Louisiana	0 (0)	0	0	0	0	0	0	0
Sept. 11	at Arkansas	5 (4)	1.0	0	0	0	0	0	0
Sept. 18	Rice	3 (2)	0	0	0	0	1	0	0
Sept. 25	Texas Tech	4 (2)	0	0	0	0	0	0	0
Oct. 2	at TCU	5 (1)	0	0	0	0	0	0	0
Oct. 9	vs. Oklahoma	3 (3)	0	0	0	0	0	0	0
Oct. 16	Oklahoma State	2 (1)	0	0	0	0	0	0	0
Oct. 30	at Baylor	5 (2)	1.0	0	0	0	0	0	0
Nov. 6	at Iowa State	1 (0)	0	0	0	2	0	0	0
Nov. 13	Kansas	4 (3)	1.0	0	0	1	0	0	0
Nov. 20	at West Virginia	4 (3)	0	0	0	0	0	0	0
Nov. 26	Kansas State	5 (5)	0	0	0	0	0	0	0

THOMPSON'S 2022 GAME-BY-GAME DEFENSIVE STATS

Date	Opponent	TKL(Solo)	TFL	Sacks	Int	PBU	FF	FR	Blk
Sept. 3	ULM	4 (2)	0	0	0	0	0	0	0
Sept. 10	Alabama	7 (4)	0	0	0	0	0	0	0
Sept. 17	UTSA	4 (4)	0	0	0	0	0	0	0
Sept. 24	at Texas Tech								
Oct. 1	West Virginia								
Oct. 8	vs. Oklahoma								
Oct. 15	Iowa State								
Oct. 22	at Oklahoma St								
Nov. 5	at Kansas State								
Nov. 12	TCU								
Nov. 19	at Kansas								
Nov. 25	Baylor								

THOMPSON'S CAREER DEFENSIVE STATS

Year	G	Tkl	Solo	TFL-Yds	Sack-Yds	Int	PBU	FF	FR	Blk
2020	10	14	10	0.0-0	0.0-0	1	1	0	0	0
2021	12	41	26	3.0-6	0.0-0	0	3	1	0	0
2022	3	15	10	0.0-0	0.0-0	0	0	0	0	0
Career	25	70	46	3.0-6	0.0-0	1	4	1	0	0

41 JAYLAN FORD

LB | 6-3 | 234 | JR-2L

FRISCO, TEXAS | LONE STAR

CAREER HIGHS

Tackles..... 15, UTSA (2022)
Solo tackles..... 10, UTSA (2022)
Tackles for loss..... 2.0, twice, last vs. Alabama (2022)
Sacks..... 1.0, Alabama (2022)
Interceptions..... None
Pass breakups..... None
Forced fumbles..... 1, twice, last at Texas Tech (2022)
Fumbles recovered..... None

CAREER TOTALS

Games with 5-plus tackles..... 8, last at Texas Tech (2022)
Games with 8-plus tackles..... 4, last at Texas Tech (2022)
Games with 10-plus tackles..... 4, last at Texas Tech (2022)

FORD'S 2020 GAME-BY-GAME DEFENSIVE STATS

Date	Opponent	TKL(Solo)	TFL	Sacks	Int	PBU	FF	FR	Blk
Sept. 12	UTEP	3 (1)	0	0	0	0	0	0	0
Sept. 26	at Texas Tech	0	0	0	0	0	0	0	0
Oct. 3	TCU	0	0	0	0	0	0	0	0
Oct. 10	vs. Oklahoma	0	0	0	0	0	0	0	0
Oct. 24	Baylor	0	0	0	0	0	0	0	0
Oct. 31	at Oklahoma State	0	0	0	0	0	0	0	0
Nov. 7	West Virginia	0	0	0	0	0	0	0	0
Nov. 27	Iowa State	0	0	0	0	0	0	0	0
Dec. 5	at Kansas State	7 (2)	1.0	0	0	0	0	0	0
Dec. 12	at Kansas		Canceled						
Dec. 29	vs. Colorado#	4 (1)	0	0	0	0	0	0	0

FORD'S 2021 GAME-BY-GAME DEFENSIVE STATS

Date	Opponent	TKL(Solo)	TFL	Sacks	Int	PBU	FF	FR	Blk
Sept. 4	Louisiana	3 (1)	0	0	0	0	0	0	0
Sept. 11	at Arkansas	4 (0)	0	0	0	0	0	0	0
Sept. 18	Rice	2 (0)	0	0	0	0	0	0	0
Sept. 25	Texas Tech	4 (0)	0	0	0	0	0	0	0
Oct. 2	at TCU	3 (3)	0	0	0	0	0	0	0
Oct. 9	vs. Oklahoma	1 (1)	0	0	0	0	0	0	0
Oct. 16	Oklahoma State	12 (7)	1.0	0	0	0	0	0	0
Oct. 30	at Baylor	3 (5)	0	0	0	0	0	0	0
Nov. 6	at Iowa State	4 (2)	1.0	0	0	0	0	0	0
Nov. 13	Kansas	6 (3)	1.0	0	0	0	0	0	0
Nov. 20	at West Virginia	5 (3)	1.0	0	0	0	0	0	0
Nov. 26	Kansas State	6 (6)	2.0	0	0	0	0	0	0

FORD'S 2022 GAME-BY-GAME DEFENSIVE STATS

Date	Opponent	TKL(Solo)	TFL	Sacks	Int	PBU	FF	FR	Blk
Sept. 3	ULM	0 (0)	0.0	0.0	0	0	0	0	0
Sept. 10	Alabama	10 (6)	2.0	1.0	0	0	0	0	0
Sept. 17	UTSA	15 (10)	0.5	0.0	0	0	1	0	0
Sept. 24	at Texas Tech	13 (9)	1.0	0.0	0	0	1	0	0
Oct. 1	West Virginia								
Oct. 8	vs. Oklahoma								
Oct. 15	Iowa State								
Oct. 22	at Oklahoma St								
Nov. 5	at Kansas State								
Nov. 12	TCU								
Nov. 19	at Kansas								
Nov. 25	Baylor								

SELECT PLAYERS GAME-BY-GAME STATISTICS

45 BERT AUBURN

K | 6-0 | 182 | SO-SQ

FLOWER MOUND, TEXAS | FLOWER MOUND

CAREER HIGHS

Field goals made.....	4, Alabama (2022)
Field goals attempted.....	5, Alabama (2022)
Long field goal.....	49, Alabama (2022)
PAT made.....	7, ULM (2022)
PAT attempted.....	7, ULM (2022)

CAREER TOTALS

40-yard field goals made.....	5
40-yard field goals attempted.....	5
50-yard field goals made.....	None
50-yard field goals attempted.....	None
Game-winning walk-off kicks.....	None

AUBURN'S 2021 GAME-BY-GAME KICKING STATS

Date	Opponent	FG	FGA	Long	PAT	KO	TB
Sept. 4	Louisiana			DNP			
Sept. 11	at Arkansas			DNP			
Sept. 18	Rice			-	3-3	4	1
Sept. 25	Texas Tech			DNP			
Oct. 2	at TCU			DNP			
Oct. 9	vs. Oklahoma			DNP			
Oct. 16	Oklahoma State			DNP			
Oct. 30	at Baylor			DNP			
Nov. 6	at Iowa State			DNP			
Nov. 13	Kansas			DNP			
Nov. 20	at West Virginia			DNP			
Nov. 26	Kansas State			DNP			

AUBURN'S 2022 GAME-BY-GAME KICKING STATS

Date	Opponent	FG	FGA	Long	PAT	KO	TB
Sept. 3	ULM	1	2	41	7-7	0	0
Sept. 10	Alabama	4	5	49	1-1	0	0
Sept. 17	UTSA	2	2	44	5-5	1	1
Sept. 24	at Texas Tech	2	2	48	4-4	0	0
Oct. 1	West Virginia						
Oct. 8	vs. Oklahoma						
Oct. 15	Iowa State						
Oct. 22	at Oklahoma State						
Nov. 5	at Kansas State						
Nov. 12	TCU						
Nov. 19	at Kansas						
Nov. 25	Baylor						

AUBURN'S CAREER KICKING STATS

Year	G	FG-FGA	Long	Pct	PAT	KO	TB
2021	1	0-0	-	-	3-3	4	1
2022	4	9-11	49	81.8	17-17	1	1
Career	5	9-11	49	81.8	20-20	5	2

47 LUKE BROCKERMEYER

LB | 6-3 | 225 | SR-1L

FORT WORTH, TEXAS | ALL-SAINTS EPISCOPAL

CAREER HIGHS

Tackles.....	12, vs. Oklahoma (2021)
Solo tackles.....	7, Oklahoma State (2021)
Tackles for loss.....	2.0, Oklahoma State (2021)
Sacks.....	0.5, Louisiana (2021)
Interceptions.....	1, twice, last at Baylor (2021)
Pass breakups.....	1, vs. Oklahoma (2021)

CAREER TOTALS

Games with 5-plus tackles.....	8, last at West Virginia (2021)
Games with 8-plus tackles.....	4, last vs. Oklahoma State (2021)
Games with 10-plus tackles.....	2, last vs. Oklahoma (2021)

BROCKERMEYER'S 2019 GAME-BY-GAME DEFENSIVE STATS

Date	Opponent	TKL(Solo)	TFL	Sacks	Int	PBU	FF	FR	Blk
Aug. 31	Louisiana Tech	0	0	0	0	0	0	0	0
Sept. 7	LSU			DNP					
Sept. 14	at Rice	0	0	0	0	0	0	0	0
Sept. 21	Oklahoma State			DNP					
Oct. 5	at West Virginia			DNP					
Oct. 12	vs. Oklahoma			DNP					
Oct. 19	Kansas			DNP					
Oct. 26	at TCU			DNP					
Nov. 9	Kansas State			DNP					
Nov. 16	at Iowa State			DNP					
Nov. 23	at Baylor			DNP					
Nov. 29	Texas Tech			DNP					
Dec. 31	vs. Utah*			DNP					

BROCKERMEYER'S 2020 GAME-BY-GAME DEFENSIVE STATS

Date	Opponent	TKL(Solo)	TFL	Sacks	Int	PBU	FF	FR	Blk
Sept. 12	UTEP			DNP					
Sept. 26	at Texas Tech			DNP					
Oct. 3	TCU			DNP					
Oct. 10	vs. Oklahoma	0	0	0	0	0	0	0	0
Oct. 24	Baylor			DNP					
Oct. 31	at Oklahoma State			DNP					
Nov. 7	West Virginia	0	0	0	0	0	0	0	0
Nov. 27	Iowa State	0	0	0	0	0	0	0	0
Dec. 5	at Kansas State	1 (1)	0	0	0	0	0	0	0
Dec. 12	at Kansas			Canceled					
Dec. 29	vs. Colorado#	1 (1)	0	0	0	0	0	0	0

BROCKERMEYER'S 2021 GAME-BY-GAME DEFENSIVE STATS

Date	Opponent	TKL(Solo)	TFL	Sacks	Int	PBU	FF	FR	Blk
Sept. 4	Louisiana	10 (4)	1.5	0.5	0	0	0	0	0
Sept. 11	at Arkansas	4 (1)	1.5	0	0	0	0	0	0
Sept. 18	Rice	6 (0)	0	0	0	0	0	0	0
Sept. 25	Texas Tech	4 (1)	0	0	1	0	0	0	0
Oct. 2	at TCU	9 (5)	0	0	0	0	0	0	0
Oct. 9	vs. Oklahoma	12 (6)	0	0	0	1	0	0	0
Oct. 16	Oklahoma State	9 (7)	2.0	0	0	0	0	0	0
Oct. 30	at Baylor	5 (4)	0	0	1	0	0	0	0
Nov. 6	at Iowa State	3 (3)	0	0	0	0	0	0	0
Nov. 13	Kansas	5 (1)	0	0	0	0	0	0	0
Nov. 20	at West Virginia	5 (4)	0	0	0	0	0	0	0
Nov. 26	Kansas State			DNP					

BROCKERMEYER'S 2022 GAME-BY-GAME DEFENSIVE STATS

Date	Opponent	TKL(Solo)	TFL	Sacks	Int	PBU	FF	FR	Blk
Sept. 3	ULM	1 (1)	0	0	0	0	0	0	0
Sept. 10	Alabama			DNP					
Sept. 17	UTSA			DNP					
Sept. 24	at Texas Tech			DNP					
Oct. 1	West Virginia								
Oct. 8	vs. Oklahoma								
Oct. 15	Iowa State								
Oct. 22	at Oklahoma St								
Nov. 5	at Kansas State								
Nov. 12	TCU								
Nov. 19	at Kansas								
Nov. 25	Baylor								

BROCKERMEYER'S CAREER DEFENSIVE STATS

Year	G	Tkl	Solo	TFL-Yds	Sack-Yds	Int	PBU	FF	FR	Blk
2019	2	0	0	0.0-0	0.0-0	0	0	0	0	0
2020	5	2	2	0.0-0	0.0-0	0	0	0	0	0
2021	11	72	36	5.0-9	0.5-4	2	1	0	0	0
2022	1	1	1	0.0-0	0.0-0	0	0	0	0	0
Career	19	75	39	5.0-9	0.5-4	2	1	0	0	0

90 BYRON MURPHY II

DL | 6-1 | 302 | SO-1L

DESOTO, TEXAS | DESOTO

CAREER HIGHS

Tackles.....	5, at Texas Tech (2022)
Solo tackles.....	5, at Texas Tech (2022)
Tackles for loss.....	1.5, at Iowa State (2021)
Sacks.....	1.0, twice, last at Iowa State (2021)
Interceptions.....	None
Pass breakups.....	None
Forced fumbles.....	None
Fumbles recovered.....	None
Blocked kicks.....	None

CAREER TOTALS

Games with 5-plus tackles.....	1, at Texas Tech (2022)
Games with 8-plus tackles.....	None
Games with 10-plus tackles.....	None

MURPHY'S 2021 GAME-BY-GAME DEFENSIVE STATS

Date	Opponent	TKL(Solo)	TFL	Sacks	Int	PBU	FF	FR	Blk
Sept. 4	Louisiana	0 (0)	0	0	0	0	0	0	0
Sept. 11	at Arkansas	2 (2)	0	0	0	0	0	0	0
Sept. 18	Rice	2 (1)	1.0	1.0	0	0	0	0	0
Sept. 25	Texas Tech	2 (1)	0	0	0	0	0	0	0
Oct. 2	at TCU	2 (1)	1.0	0	0	0	0	0	0
Oct. 9	vs. Oklahoma	0 (0)	0	0	0	0	0	0	0
Oct. 16	Oklahoma State	0 (0)	0	0	0	0	0	0	0
Oct. 30	at Baylor	3 (3)	0	0	0	0	0	0	0
Nov. 6	at Iowa State	3 (1)	1.5	1.0	0	0	0	0	0
Nov. 13	Kansas	1 (1)	0	0	0	0	0	0	0
Nov. 20	at West Virginia	0 (0)	0	0	0	0	0	0	0
Nov. 26	Kansas State	0 (0)	0	0	0	0	0	0	0

MURPHY'S 2022 GAME-BY-GAME DEFENSIVE STATS

Date	Opponent	TKL(Solo)	TFL	Sacks	Int	PBU	FF	FR	Blk
Sept. 3	ULM	2 (1)	0.0	0.0	0	0	0	0	0
Sept. 10	Alabama	2 (1)	0.0	0.0	0	0	0	0	0
Sept. 17	UTSA	2 (0)	0.5	0.0	0	0	0	0	0
Sept. 24	at Texas Tech	5 (5)	0.0	0.0	0	0	0	0	0
Oct. 1	West Virginia								
Oct. 8	vs. Oklahoma								
Oct. 15	Iowa State								
Oct. 22	at Oklahoma St								
Nov. 5	at Kansas State								
Nov. 12	TCU								
Nov. 19	at Kansas								
Nov. 25	Baylor								

MURPHY'S CAREER DEFENSIVE STATS

Year	G	Tkl	Solo	TFL-Yds	Sack-Yds	Int	PBU	FF	FR	Blk
2021	12	15	10	3.5-9	2.0-6	0	0	0	0	0
2022	4	11	7	0.5-1	0.0-0	0	0	0	0	0
Career	16	26	17	4.0-10	2.0-6	0	0	0	0	0

SELECT PLAYERS GAME-BY-GAME STATISTICS

93 T'VONDRE SWEAT

DL | 6-4 | 346 | 3R-3L
HUNTSVILLE, TEXAS | HUNTSVILLE

CAREER HIGHS

Tackles..... 5, twice, last at Arkansas (2021)
Solo tackles..... 2, four times, last at TCU (2021)
Tackles for loss..... 1.5, at West Virginia (2021)
Sacks..... 1.0, twice, last vs. Oklahoma (2020)
Interceptions..... None
Pass breakups..... 1, seven times, last at Texas Tech (2022)
Forced fumbles..... 1, vs. Oklahoma (2020)
Fumbles recovered..... 1, twice, last vs. TCU (2020)
Blocked kicks..... None

CAREER TOTALS

Games with 5-plus tackles..... 2, last at Arkansas (2021)
Games with 8-plus tackles..... None
Games with 10-plus tackles..... None

SWEAT'S 2019 GAME-BY-GAME DEFENSIVE STATS

Date	Opponent	TKL(Solo)	TFL	Sacks	Int	PBU	FF	FR	Blk
Aug. 31	Louisiana Tech	1 (0)	0	0	0	1	0	0	0
Sept. 7	LSU	0 (0)	0	0	0	0	0	0	0
Sept. 14	at Rice	1 (0)	0	0	0	0	0	0	0
Sept. 21	Oklahoma State	0 (0)	0	0	0	0	0	0	0
Oct. 5	at West Virginia	2 (1)	0	0	0	1	0	0	0
Oct. 12	vs. Oklahoma	0 (0)	0	0	0	0	0	0	0
Oct. 19	Kansas	1 (1)	0	0	0	0	0	0	0
Oct. 26	at TCU	0 (0)	0	0	0	0	0	0	0
Nov. 9	Kansas State	2 (2)	1.0	1.0	0	0	0	0	0
Nov. 16	at Iowa State	0 (0)	0	0	0	0	0	0	0
Nov. 23	at Baylor	0 (0)	0	0	0	0	0	0	0
Nov. 29	Texas Tech	0 (0)	0	0	0	0	0	1	0
Dec. 31	vs. Utah*	2 (0)	0	0	0	0	0	0	0

SWEAT'S 2020 GAME-BY-GAME DEFENSIVE STATS

Date	Opponent	TKL(Solo)	TFL	Sacks	Int	PBU	FF	FR	Blk
Sept. 12	UTEP	1 (1)	0	0	0	0	0	0	0
Sept. 26	at Texas Tech	0 (0)	0	0	0	0	0	0	0
Oct. 3	TCU	5 (0)	0.5	0	0	0	0	1	0
Oct. 10	vs. Oklahoma	3 (1)	1.0	1.0	0	0	0	1	0
Oct. 24	Baylor	2 (0)	0.5	0	0	0	0	0	0
Oct. 31	at Oklahoma State	3 (1)	0.5	0	0	0	0	0	0
Nov. 7	West Virginia	4 (2)	1.0	0	0	1	0	0	0
Nov. 27	Iowa State	2 (0)	0.5	0	0	0	0	0	0
Dec. 5	at Kansas State	0 (0)	0	0	0	0	0	0	0
Dec. 12	at Kansas				Canceled				
Dec. 29	vs. Colorado#	2 (1)	0	0	0	0	0	0	0

SWEAT'S 2021 GAME-BY-GAME DEFENSIVE STATS

Date	Opponent	TKL(Solo)	TFL	Sacks	Int	PBU	FF	FR	Blk
Sept. 4	Louisiana	2 (0)	0.5	0	0	0	0	0	0
Sept. 11	at Arkansas	5 (2)	0	0	0	0	0	0	0
Sept. 18	Rice	2 (1)	0	0	0	0	0	0	0
Sept. 25	Texas Tech	3 (1)	0	0	0	0	0	0	0
Oct. 2	at TCU	4 (2)	0	0	0	1	0	0	0
Oct. 9	vs. Oklahoma	0 (0)	0	0	0	0	0	0	0
Oct. 16	Oklahoma State	1 (0)	0	0	0	0	0	0	0
Oct. 30	at Baylor	0 (0)	0	0	0	1	0	0	0
Nov. 6	at Iowa State	0 (0)	0	0	0	0	0	0	0
Nov. 13	Kansas	2 (1)	0	0	0	0	0	0	0
Nov. 20	at West Virginia	3 (2)	1.5	1.0	0	1	0	0	0
Nov. 26	Kansas State	0 (0)	0	0	0	0	0	0	0

SWEAT'S 2022 GAME-BY-GAME DEFENSIVE STATS

Date	Opponent	TKL(Solo)	TFL	Sacks	Int	PBU	FF	FR	Blk
Sept. 3	ULM	2 (1)	0	0	0	0	0	0	0
Sept. 10	Alabama	1 (0)	0	0	0	0	0	0	0
Sept. 17	UTSA	4 (1)	0	0	0	0	0	0	0
Sept. 24	at Texas Tech	3 (2)	0	0	0	0	0	0	0
Oct. 1	West Virginia								
Oct. 8	vs. Oklahoma								
Oct. 15	Iowa State								
Oct. 22	at Oklahoma St								
Nov. 5	at Kansas State								
Nov. 12	TCU								
Nov. 19	at Kansas								
Nov. 25	Baylor								

SWEAT'S CAREER DEFENSIVE STATS

Year	G	Tkl	Solo	TFL-Yds	Sack-Yds	Int	PBU	FF	FR	Blk
2019	13	9	4	1.0-4	1.0-4	0	2	0	1	0
2020	10	22	6	4.0-14	1.0-10	0	1	1	1	0
2021	12	22	9	2.0-6	1.0-4	0	3	0	0	0
2022	4	10	4	0.0-0	0.0-0	0	1	0	0	0
Career	39	63	22	7.0-24	3.0-18	0	7	1	2	0

95 ALFRED COLLINS

DL | 6-5 | 291 | JR-2L
BASTROP, TEXAS | CEDAR CREEK

CAREER HIGHS

Tackles..... 5, twice, last vs. Oklahoma State (2021)
Solo tackles..... 4, at Kansas State (2020)
Tackles for loss..... 2.0, Texas Tech (2021)
Sacks..... 1.0, three times, last vs. Oklahoma (2021)
Interceptions..... 1, vs. Colorado (2020)
Pass breakups..... 1, three times, last vs. Colorado (2020)
Forced fumbles..... 1, at Baylor (2021)
Fumbles recovered..... None
Blocked kicks..... None

CAREER TOTALS

Games with 5-plus tackles..... 2, last vs. Oklahoma State (2021)
Games with 8-plus tackles..... None
Games with 10-plus tackles..... None

COLLINS' 2020 GAME-BY-GAME DEFENSIVE STATS

Date	Opponent	TKL(Solo)	TFL	Sacks	Int	PBU	FF	FR	Blk
Sept. 12	UTEP	2 (1)	1.0	1.0	0	0	0	0	0
Sept. 26	at Texas Tech	4 (2)	0.5	0	0	0	0	0	0
Oct. 3	TCU	1 (1)	0	0	0	0	0	0	0
Oct. 10	vs. Oklahoma	2 (0)	0.5	0.5	0	0	0	0	0
Oct. 24	Baylor	0 (0)	0	0	0	1	0	0	0
Oct. 31	at Oklahoma State	3 (2)	0	0	0	0	0	0	0
Nov. 7	West Virginia	1 (1)	0	0	0	1	0	0	0
Nov. 27	Iowa State	1 (0)	0	0	0	0	0	0	0
Dec. 5	at Kansas State	4 (4)	0	0	0	0	0	0	0
Dec. 12	at Kansas				Canceled				
Dec. 29	vs. Colorado#	5 (1)	0.5	0	1	1	0	0	0

COLLINS' 2021 GAME-BY-GAME DEFENSIVE STATS

Date	Opponent	TKL(Solo)	TFL	Sacks	Int	PBU	FF	FR	Blk
Sept. 4	Louisiana	0 (0)	0	0	0	0	0	0	0
Sept. 11	at Arkansas	2 (1)	0	0	0	0	0	0	0
Sept. 18	Rice	2 (1)	0	0	0	0	0	0	0
Sept. 25	Texas Tech	2 (2)	2.0	1.0	0	0	0	0	0
Oct. 2	at TCU	0 (0)	0	0	0	0	0	0	0
Oct. 9	vs. Oklahoma	3 (1)	1.0	1.0	0	0	0	0	0
Oct. 16	Oklahoma State	5 (3)	1.0	0	0	0	0	0	0
Oct. 30	at Baylor	3 (3)	1.0	0	0	0	1	0	0
Nov. 6	at Iowa State	2 (2)	0	0	0	0	0	0	0
Nov. 13	Kansas	4 (2)	0	0	0	0	0	0	0
Nov. 20	at West Virginia	2 (0)	0	0	0	0	0	0	0
Nov. 26	Kansas State	0 (0)	0	0	0	0	0	0	0

COLLINS' 2022 GAME-BY-GAME DEFENSIVE STATS

Date	Opponent	TKL(Solo)	TFL	Sacks	Int	PBU	FF	FR	Blk
Sept. 3	ULM				DNP				
Sept. 10	Alabama	0 (0)	0	0	0	0	0	0	0
Sept. 17	UTSA	1 (1)	0	0	0	0	0	0	0
Sept. 24	at Texas Tech	3 (1)	0	0	0	0	0	0	0
Oct. 1	West Virginia								
Oct. 8	vs. Oklahoma								
Oct. 15	Iowa State								
Oct. 22	at Oklahoma St								
Nov. 5	at Kansas State								
Nov. 12	TCU								
Nov. 19	at Kansas								
Nov. 25	Baylor								

COLLINS' CAREER DEFENSIVE STATS

Year	G	Tkl	Solo	TFL-Yds	Sack-Yds	Int	PBU	FF	FR	Blk
2020	10	23	12	2.5-11	1.5-8	1	3	0	0	0
2021	12	25	15	5.0-21	2.0-15	0	0	1	0	0
2022	3	4	2	0.0-0	0.0-0	0	0	0	0	0
Career	25	52	29	7.5-32	3.5-23	1	3	1	0	0

98 MORO OJOMO

DL | 6-3 | 284 | SR-3L
KATY, TEXAS | KATY

CAREER HIGHS

Tackles..... 5, twice, last at West Virginia (2021)
Solo tackles..... 4, at West Virginia (2021)
Tackles for loss..... 1.5, Baylor (2020)
Sacks..... 1.0, twice, last vs. West Virginia (2020)
Interceptions..... None
Pass breakups..... 1, twice, last vs. Louisiana (2021)
Forced fumbles..... None
Fumbles recovered..... 1, Kansas State (2019)
Blocked kicks..... None

CAREER TOTALS

Games with 5-plus tackles..... 1, vs. West Virginia (2020)
Games with 8-plus tackles..... None
Games with 10-plus tackles..... None

OJOMO'S 2018 GAME-BY-GAME DEFENSIVE STATS

Date	Opponent	TKL(Solo)	TFL	Sacks	Int	PBU	FF	FR	Blk
Sept. 1	at Maryland			DNP					
Sept. 8	Tulsa			DNP					
Sept. 15	USC			DNP					
Sept. 22	TCU			DNP					
Sept. 29	at Kansas State			DNP					
Oct. 6	vs. Oklahoma			DNP					
Oct. 13	Baylor			DNP					
Oct. 27	at Oklahoma State			DNP					
Nov. 3	West Virginia	0 (0)	0	0	0	0	0	0	0
Nov. 10	at Texas Tech			DNP					
Nov. 17	Iowa State			DNP					
Nov. 23	at Kansas			DNP					
Dec. 1	vs. Oklahoma &	0 (0)	0	0	0	0	0	0	0
Jan. 1	vs. Georgia !	0 (0)	0	0	0	0	0	0	0

OJOMO'S 2019 GAME-BY-GAME DEFENSIVE STATS

Date	Opponent	TKL(Solo)	TFL	Sacks	Int	PBU	FF	FR	Blk
Aug. 31	Louisiana Tech	1 (0)	0	0	0	0	0	0	0
Sept. 7	LSU	0 (0)	0	0	0	0	0	0	0
Sept. 14	at Rice	0 (0)	0	0	0	0	0	0	0
Sept. 21	Oklahoma State	3 (2)	0.5	0	0	0	0	0	0
Oct. 5	at West Virginia	1 (1)	0	0	0	0	0	0	0
Oct. 12	vs. Oklahoma	0 (0)	0	0	0	0	0	0	0
Oct. 19	Kansas	1 (0)	0	0	0	0	0	0	0
Oct. 26	at TCU	1 (0)	0	0	0	0	0	0	0
Nov. 9	Kansas State	1 (1)	0	0	0	0	0	1	0
Nov. 16	at Iowa State	0 (0)	0	0	0	0	0	0	0
Nov. 23	at Baylor	1 (1)	0	0	0	0	0	0	0
Nov. 29	Texas Tech	1 (1)	1.0	0	0	0	0	0	0
Dec. 31	vs. Utah*	3 (1)	1.0	0	0	0	0	0	0

OJOMO'S 2020 GAME-BY-GAME DEFENSIVE STATS

Date	Opponent	TKL(Solo)	TFL	Sacks	Int	PBU	FF	FR	Blk
Sept. 12	UTEP	0 (0)	0	0	0	0	0	0	0
Sept. 26	at Texas Tech	2 (2)	0	0	0	0	0	0	0
Oct. 3	TCU	4 (1)	0	0	0	0	0	0	0
Oct. 10	vs. Oklahoma	2 (1)	0	0	0	1	0	0	0
Oct. 24	Baylor	3 (2)	1.5	1.0	0	0	0	0	0
Oct. 31	at Oklahoma State	3 (1)	0	0	0	0	0	0	0
Nov. 7	West Virginia	5 (2)	1.0	1.0	0	0	0	0	0
Nov. 27	Iowa State	0 (0)	0	0	0	0	0	0	0
Dec. 5	at Kansas State	1 (1)	0	0	0	0	0	0	0
Dec. 12	at Kansas		Canceled						
Dec. 29	vs. Colorado#	1 (0)	0	0	0	0	0	0	0

SELECT PLAYERS GAME-BY-GAME STATISTICS

DJOMO'S 2022 GAME-BY-GAME DEFENSIVE STATS

Date	Opponent	TKL(Solo)	TFL	Sacks	Int	PBU	FF	FR	Blk
Sept. 3	ULM	3 (1)	0.5	0.5	0	0	0	0	0
Sept. 10	Alabama	2 (1)	0.0	0.0	0	0	0	0	0
Sept. 17	UTSA	2 (1)	1.0	0.0	0	0	0	0	0
Sept. 24	at Texas Tech		DNP						
Oct. 1	West Virginia								
Oct. 8	vs. Oklahoma								
Oct. 15	Iowa State								
Oct. 22	at Oklahoma St								
Nov. 5	at Kansas State								
Nov. 12	TCU								
Nov. 19	at Kansas								
Nov. 25	Baylor								

DJOMO'S CAREER DEFENSIVE STATS

Year	G	Tkl	Solo	TFL-Yds	Sack-Yds	Int	PBU	FF	FR	Blk
2018	3	0	0	0.0-0	0.0-0	0	0	0	0	0
2019	13	13	7	2.5-6	0.0-0	0	0	0	1	0
2020	10	21	10	2.5-15	2.0-14	0	1	0	0	0
2021	12	29	17	3.0-4	0.0-0	0	1	0	0	0
2022	3	7	3	1.5-7	0.5-4	0	0	0	0	0
Career	41	70	37	9.5-32	2.5-18	0	2	0	1	0

99 KEONDRÉ COBURN

DL | 6-2 | 344 | SR-3L

HOUSTON, TEXAS | WESTFIELD

CAREER HIGHS

Tackles.....	11, TCU (2020)
Solo tackles.....	4, TCU (2020)
Tackles for loss.....	2.0, TCU (2020)
Sacks.....	1.0, three times, last vs. ULM (2022)
Interceptions.....	None
Pass breakups.....	1, vs. Baylor (2020)
Forced fumbles.....	1, Texas Tech (2019)
Fumbles recovered.....	None
Blocked kicks.....	1 (extra point), Louisiana (2021)

CAREER TOTALS

Games with 5-plus tackles.....	2, last vs. Colorado (2020)
Games with 8-plus tackles.....	1, vs. TCU (2020)
Games with 10-plus tackles.....	1, vs. TCU (2020)

COBURN'S 2018 GAME-BY-GAME DEFENSIVE STATS

Date	Opponent	TKL(Solo)	TFL	Sacks	Int	PBU	FF	FR	Blk
Sept. 1	at Maryland			DNP					
Sept. 8	Tulsa			DNP					
Sept. 15	USC			DNP					
Sept. 22	TCU			DNP					
Sept. 29	at Kansas State			DNP					
Oct. 6	vs. Oklahoma			DNP					
Oct. 13	Baylor			DNP					
Oct. 27	at Oklahoma State			DNP					
Nov. 3	West Virginia	1 (1)	0	0	0	0	0	0	0
Nov. 10	at Texas Tech			DNP					
Nov. 17	Iowa State			DNP					
Nov. 23	at Kansas	0 (0)	0	0	0	0	0	0	0
Dec. 1	vs. Oklahoma &			DNP					
Jan. 1	vs. Georgia !	1 (1)	0	0	0	0	0	0	0

COBURN'S 2019 GAME-BY-GAME DEFENSIVE STATS

Date	Opponent	TKL(Solo)	TFL	Sacks	Int	PBU	FF	FR	Blk
Aug. 31	Louisiana Tech	1 (0)	0	0	0	0	0	0	0
Sept. 7	LSU	0 (0)	0	0	0	0	0	0	0
Sept. 14	at Rice	4 (2)	1.0	1.0	0	0	0	0	0
Sept. 21	Oklahoma State	1 (1)	0	0	0	0	0	0	0
Oct. 5	at West Virginia	2 (2)	0	0	0	0	0	0	0
Oct. 12	vs. Oklahoma	4 (3)	0	0	0	0	0	0	0
Oct. 19	Kansas	3 (2)	0.5	0	0	0	0	0	0
Oct. 26	at TCU	3 (3)	0	0	0	0	0	0	0
Nov. 9	Kansas State	4 (1)	1.0	0	0	0	0	0	0
Nov. 16	at Iowa State	0 (0)	0	0	0	0	0	0	0
Nov. 23	at Baylor	0 (0)	0	0	0	0	0	0	0
Nov. 29	Texas Tech	1 (1)	1.0	1.0	0	0	1	0	0
Dec. 31	vs. Utah*	3 (3)	1.0	0	0	0	0	0	0

COBURN'S 2020 GAME-BY-GAME DEFENSIVE STATS

Date	Opponent	TKL(Solo)	TFL	Sacks	Int	PBU	FF	FR	Blk
Sept. 12	UTEP	2 (1)	0	0	0	0	0	0	0
Sept. 26	at Texas Tech	1 (0)	0	0	0	0	0	0	0
Oct. 3	TCU	11 (4)	2.0	0	0	0	0	0	0
Oct. 10	vs. Oklahoma	1 (0)	0	0	0	0	0	0	0
Oct. 24	Baylor	1 (1)	0	0	0	1	0	0	0
Oct. 31	at Oklahoma State	1 (1)	0	0	0	0	0	0	0
Nov. 7	West Virginia	0 (0)	0	0	0	0	0	0	0
Nov. 27	Iowa State	2 (1)	1.0	1.0	0	0	0	0	0
Dec. 5	at Kansas State	1 (1)	0	0	0	0	0	0	0
Dec. 12	at Kansas								
Dec. 29	vs. Colorado#	5 (4)	1.5	0	0	1	0	0	0

COBURN'S 2021 GAME-BY-GAME DEFENSIVE STATS

Date	Opponent	TKL(Solo)	TFL	Sacks	Int	PBU	FF	FR	Blk
Sept. 4	Louisiana	0	0	0	0	0	0	0	1
Sept. 11	at Arkansas	2 (0)	0	0	0	0	0	0	0
Sept. 18	Rice	1 (0)	0	0	0	0	0	0	0
Sept. 25	Texas Tech	0	0	0	0	0	0	0	0
Oct. 2	at TCU	0	0	0	0	0	0	0	0
Oct. 9	vs. Oklahoma	2 (1)	0	0	0	0	0	0	0
Oct. 16	Oklahoma State	3 (2)	1.0	1	0	0	0	0	0
Oct. 30	at Baylor	0	0	0	0	0	0	0	0
Nov. 6	at Iowa State	0	0	0	0	0	0	0	0
Nov. 13	Kansas	3 (3)	1.0	0	0	0	0	0	0
Nov. 20	at West Virginia	2 (1)	0	0	0	0	0	0	0
Nov. 26	Kansas State	2 (2)	0	0	0	0	0	0	0

COBURN'S 2022 GAME-BY-GAME DEFENSIVE STATS

Date	Opponent	TKL(Solo)	TFL	Sacks	Int	PBU	FF	FR	Blk
Sept. 3	ULM	3 (1)	1.0	1.0	0	0	0	0	0
Sept. 10	Alabama	3 (1)	0.0	0.0	0	0	0	0	0
Sept. 17	UTSA	3 (1)	0.0	0	0	0	0	0	0
Sept. 24	at Texas Tech	0 (0)	0.0	0	0	0	0	0	0
Oct. 1	West Virginia								
Oct. 8	vs. Oklahoma								
Oct. 15	Iowa State								
Oct. 22	at Oklahoma St								
Nov. 5	at Kansas State								
Nov. 12	TCU								
Nov. 19	at Kansas								
Nov. 25	Baylor								

COBURN'S CAREER DEFENSIVE STATS

Year	G	Tkl	Solo	TFL-Yds	Sack-Yds	Int	PBU	FF	FR	Blk
2018	3	2	2	0.0-0	0.0-0	0	0	0	0	0
2019	13	26	18	4.5-11	2.0-3	0	0	1	0	0
2020	10	25	13	4.5-12	1.0-7	0	2	0	0	0
2021	12	15	9	2.0-8	1.0-7	0	0	0	0	1
2022	4	9	3	1.0-6	1.0-6	0	0	0	0	0
Career	42	77	45	12.0-37	5.0-23	0	2	1	0	1

& - 2018 Big 12 Championship Game (Arlington, Texas)

! - 2019 Sugar Bowl (New Orleans, La.)

* - 2019 Alamo Bowl (San Antonio, Texas)

** - 2019 Camping World Bowl (Orlando, Fla.)

!! - 2020 Sugar Bowl (New Orleans, La.)

^ - 2020 Big 10 Championship Game (Indianapolis, Ind.)

// - 2020 ACC Championship Game (Charlotte, N.C.)

</ - 2020 SEC Championship Game (Atlanta, Ga.)

- 2020 Alamo Bowl (San Antonio, Texas)

@ - 2021 Citrus Bowl - CFP Semifinal (Orlando, Fla.)

>/ - 2021 Rose Bowl - CFP Semifinal (Arlington, Calif.)

% - 2021 CFP National Championship Game (Miami, Fla.)

℥ - 2021 SEC Championship Game (Atlanta, Ga.)

>< - 2021 Cotton Bowl Classic - CFP Semifinal (Arlington, Texas)

\$ - 2022 Rose Bowl (Pasadena, Calif.)

<> - 2022 CFP National Championship (Indianapolis, Ind.)

CAREER HIGHS | OFFENSE & SPECIALISTS

JUNIOR ANGILAU, OL

Tackles: 1, at West Virginia, Oct. 05, 2019 (1-0)

BERT AUBURN, K

Points scored: 13, Alabama, Sept. 10, 2022
Field goals made: 4, Alabama, Sept. 10, 2022
Field goal attempts: 5, Alabama, Sept. 10, 2022
Longest field goal: 49, Alabama, Sept. 10, 2022
Kick PATs: 7, ULM, Sept. 3, 2022
Points by kicking: 13, Alabama, Sept. 10, 2022

BEN BALLARD, QB

Rush attempts: 1, vs. Colorado, Dec. 29, 2020
Rush yards: 7, vs. Colorado, Dec. 29, 2020 (1 carries)
Long rush: 7, vs. Colorado, Dec. 29, 2020
Total offense attempts: 1, vs. Colorado, Dec. 29, 2020 (1 rush, 0 pass)
Total offense yards: 7, vs. Colorado, Dec. 29, 2020 (7 rush, 0 pass)
All-purpose yards: 7, vs. Colorado, Dec. 29, 2020

PATRICK BAYOUTH, TE

Tackles: 2, Rice, Sept. 18, 2021 (0-2)

JAYDON BLUE, RB

Rush attempts: 3, ULM, Sept. 3, 2022
Rush yards: 3, ULM, Sept. 3, 2022 (3 carries)
Total offense attempts: 3, ULM, Sept. 3, 2022 (3 rush, 0 pass)
Total offense yards: ULM, Sept. 3, 2022 (3 rush, 0 pass)
All-purpose yards: ULM, Sept. 3, 2022 (3 rush, 0 pass)

JONATHON BROOKS, RB

Rush attempts: 9, vs. Rice, Sept. 18, 2021
Rush yards: 63, vs. Rice, Sept. 18, 2021 (9 carries)
Rush TDs: 1, ULM, Sept. 3, 2022; Rice, Sept. 18, 2021
Long rush: 25 vs. Rice, Sept. 18, 2021
Receptions: 1, Kansas, Nov. 13, 2021
Receiving yards: 12, Kansas, Nov. 13, 2021
Total offense attempts: 9, vs. Rice, Sept. 18, 2021 (9 rush, 0 pass)
Total offense yards: 63, vs. Rice, Sept. 18, 2021 (63 rush, 0 pass)
All-purpose yards: 63, vs. Rice, Sept. 18, 2021 (63 rush, 0 pass)

CASEY CAIN, WR

Receptions: 1, ULM, Sept. 3, 2022; Alabama, Sept. 10, 2022; UTSA, Sept. 17, 2022; at Texas Tech, Sept. 24, 2022
Receiving yards: 43, ULM, Sept. 3, 2022
Long reception: 43, ULM, Sept. 3, 2022
All-purpose yards: 43, ULM, Sept. 3, 2022

HUDSON CARD, QB

Pass attempts: 30, at Texas Tech, Sept. 24, 2022
Pass completions: 20, at Texas Tech, Sept. 24, 2022
Pass yards: 277, at Texas Tech, Sept. 24, 2022
Long pass: 52, at West Virginia, Nov. 20, 2021
Rush attempts: 6, vs. Louisiana, Sept. 4, 2021
Rush yards: 35, UTSA, Sept. 17, 2022 (two carries)
Long rush: 32, vs. UTSA, Sept. 17, 2022
Total offense attempts: 33, at Texas Tech, Sept. 24, 2022
Total offense yards: 301, at Texas Tech, Sept. 24, 2022
All-purpose yards: 35, UTSA, Sept. 17, 2022
Tackles: 1, at Arkansas, Sept. 11, 2021 (1-0)

JUAN DAVIS, TE

Receptions: 1, at Arkansas, Sept. 11, 2021
Rush Attempts: 1, at Baylor, Oct. 30, 2021
Rush yards: 3, at Baylor, Oct. 30, 2021

QUINN EWERS, QB

Pass attempts: 24, ULM, Sept. 3, 2022
Pass completions: 16, ULM, Sept. 3, 2022
Pass yards: 225, ULM, Sept. 3, 2022
Long pass: 46, Alabama, Sept. 10, 2022
Total offense attempts: 25, ULM, Sept. 3, 2022
Total offense yards: 216, ULM, Sept. 3, 2022

SAWYER GORAM-WELCH, OL

Tackles: 1, vs. Colorado, Dec. 29, 2020 (1-0); Rice, Sept. 18, 2021 (0-1)

AGIYE HALL, WR

Receptions: 1, at Texas Tech, Sept. 24, 2022
Receiving yards: 7, at Texas Tech, Sept. 24, 2022
All-purpose yards: 7, at Texas Tech, Sept. 24, 2022

GUNNAR HELM, TE

Receptions: 1, ULM, Sept. 3, 2022; at Texas Tech, Sept. 24, 2022
Receiving yards: 7, ULM, Sept. 3, 2022
All-purpose yards: 7, ULM, Sept. 3, 2022

ROSCHON JOHNSON, RB

Points scored: 18 [t-8th], at Kansas State, Dec. 05, 2020; Texas Tech, Nov. 29, 2019
Touchdowns: 3 [t-8th], at Kansas State, Dec. 05, 2020 ; Texas Tech, Nov. 29, 2019
Rush attempts: 31, Kansas State, Nov. 26, 2021
Rush yards: 179, Kansas State, Nov. 26, 2021 (31 carries)
Rush TDs: 3 [t-8th], at Kansas State, Dec. 05, 2020 ; Texas Tech, Nov. 29, 2019
Long rush: 72, vs. Rice, Sept. 18, 2021
Pass attempts: 1, Texas Tech, Nov. 29, 2019
Receptions: 4, vs. Oklahoma, Oct. 12, 2019
Receiving yards: 30, at Rice, Sept. 14, 2019 (3 receptions)
Receiving TDs: 1, TCU, Oct. 03, 2020 ; at Rice, Sept. 14, 2019
Long reception: 25, at Rice, Sept. 14, 2019
Total offense attempts: 24, Texas Tech, Nov. 29, 2019 (23 rush, 1 pass)
Total offense yards: 179, Kansas State, Nov. 26, 2021 (179 rush, 0 pass)
All-purpose yards: 189, Kansas State, Nov. 26, 2021 (179 rush, 10 rec.)
Kick returns: 2, at Oklahoma State, Oct. 31, 2020
Kick return yards: 33, at Oklahoma State, Oct. 31, 2020 (2 returns)
Long kick return: 21, at Texas Tech, Sept. 26, 2020
Tackles: 1, TCU, Oct. 03, 2020 (1-0); at Baylor, Nov. 23, 2019 (1-0); Rice, Sept. 18, 2021 (0-1).

ANDREJ KARIC, OL

Tackles: 1, at West Virginia, Nov. 20, 2021 (1-0)

TARIQUE MILTON, WR

Receptions: 1, at Texas Tech, Sept. 24, 2022
Receiving yards: 28, at Texas Tech, Sept. 24, 2022
All-purpose yards: 28, at Texas Tech, Sept. 24, 2022

TROY OMEIRE, WR

Receptions: 1, ULM, Sept. 3, 2022
Receiving yards: 9, ULM, Sept. 3, 2022
All-purpose yards: 9, ULM, Sept. 3, 2022

ISAAC PEARSON, P

Punt attempts: 1, ULM, Sept. 3, 2022
Punt yards: 15, ULM, Sept. 3, 2022 (1 punt)
Longest punt: 15, ULM, Sept. 3, 2022, 2021

SAVION RED, WR

Receptions: 2, ULM, Sept. 3, 2022
Receiving yards: 5, ULM, Sept. 3, 2022
All-purpose yards: 5, ULM, Sept. 3, 2022

BIJAN ROBINSON, RB

Points scored: 18 [t-8th], at Kansas State, Dec. 05, 2020; vs. Colorado, Dec. 29, 2020, Rice, Sept. 18, 2021; vs. UTSA, Sept. 17, 2022.
Touchdowns: 3 [t-8th], at Kansas State, Dec. 05, 2020 ; vs. Colorado, Dec. 29, 2020, Sept. 18., 2021; vs. UTSA, Sept. 17, 2022.
Rush attempts: 35, at TCU, Oct. 2, 2021
Rush yards: 216, at TCU, Oct. 2, 2021 (35 carries)
Rush TDs: 3 [t-8th], at Kansas State, Dec. 05, 2020; vs.. Rice, Sept.. 18, 2021, Rice Sept.. 18, 2021; vs. UTSA, Sept. 17, 2022.
Long rush: 78, vs. UTSA, Sept. 17, 2022.
Receptions: 8, at Iowa State, Nov.. 6, 2021
Receiving yards: 73, vs. Louisiana, Sept.. 4, 2021 (4 receptions)
Receiving TDs: 2 [t-4th], vs. Colorado, Dec. 29, 2020
Long reception: 42, Alabama, Sept. 10, 2022
Total offense attempts: 35, at TCU, Oct. 2, 2021 (35 rush, 0 pass)
Total offense yards: 216, at TCU, Oct. 2, 2021 (216 rush, 0 pass)
All-purpose yards: 238, at TCU, Oct. 2, 2021
Kick returns: 1, vs. Colorado, Dec. 29, 2020
Kick return yards: 16, vs. Colorado, Dec. 29, 2020 (1 returns)
Long kick return: 16, vs. Colorado, Dec. 29, 2020
Tackles: 1, at Texas Tech, Sept. 24, 2022 (1-0)

KEILAN ROBINSON, RB

Rush attempts: 9, at West Virginia, Nov.. 20 , 2021
Rush yards: 111, at West Virginia, Nov.. 20, 2021 (9 carries)
Long rush: 65 vs. Rice, Sept.. 18, 2021
Total offense attempts: 10, at West Virginia, Nov. 20 , 2021 (9 rush, 1 rec)
Total offense yards: 111, at West Virginia, Nov. 20 , 2021 (111 rush, 0 pass)
All-purpose yards: 127, at West Virginia, Nov. 20 , 2021 (111 rush, 16 rec)
Receptions: 2, vs.. TCU Oct. 2, 2021; at Texas Tech, Sept. 24, 2022
Receiving yards: 35, at Texas Tech, Sept. 24, 2022 (1 reception)
Long reception: 35 yards, at Texas Tech, Sept. 24, 2022
Blocked punt: 1, Rice, Sept.. 18, 2021
Tackles: 1, at TCU, Oct.. 2, 2021 (1-0)
Blocked punt return for TD: 1, ULM, Sept. 3, 2022

JA'TAVION SANDERS, TE

Points scored: 6, ULM, Sept. 3, 2022
Touchdowns: 1, ULM, Sept. 3, 2022
Receptions: 6, ULM, Sept. 3, 2022
Receiving yards: 85, ULM, Sept. 3, 2022
All-purpose yards: 85, ULM, Sept. 3, 2022

GABE SULSER, WR

Receptions: 2, ULM, Sept. 3, 2022
Receiving yards: 10, ULM, Sept. 3, 2022
All-purpose yards: 10, ULM, Sept. 3, 2022

DANIEL TREJO, P

Punt attempts: 5, Alabama, Sept. 10, 2022
Punt yards: 232, Alabama, Sept. 10, 2022 (5 punts)
Longest punt: 61, Alabama, Sept. 10, 2022

JORDAN WHITTINGTON, WR

Points scored: 6, at Kansas State, Dec. 05, 2020; vs. Louisiana, Sept. 4, 2021; Texas Tech, Sept. 25, 2021, at TCU, Oct. 2, 2021
Touchdowns: 1, at Kansas State, Dec. 05, 2020; vs.. Louisiana, Sept.. 4, 2021; Texas Tech, Sept.. 25, 2021, at TCU, Oct.. 2, 2021
Rush attempts: 1, at Kansas State, Dec. 05, 2020 ; vs. Colorado, Dec. 29, 2020 ; UTEP, Sept.. 12, 2020
Rush yards: 20, vs. Colorado, Dec. 29, 2020 (1 carries)
Rush TDs: 1, at Kansas State, Dec. 05, 2020
Long rush: 20, vs. Colorado, Dec. 29, 2020
Receptions: 10 [t-5th], vs. Oklahoma, Oct. 10, 2020
Receiving yards: 113, vs.. Louisiana, Sept.. 4, 2021 (7 receptions)
Long reception: 43, UTEP, Sept. 12, 2020
All-purpose yards: 113, Louisiana, Sept. 4, 2021

XAVIER WORTHY, WR

Receptions: 14, Kansas, Nov.13, 2021
Receiving yards: 261, vs. Oklahoma, Oct. 9, 2021 (9 reception)
Long reception: 75, vs. Oklahoma, Oct.. 9, 2021
Touchdown receptions: 3, vs. Texas Tech, Sept.. 25, 2021; Kansas, Nov. 13, 2021
All-purpose yards: 286, vs. Oklahoma, Oct.. 9, 2021 (261 rec, 7r, 18 KR)
Kick returns: 1, vs. Oklahoma, Oct.. 9, 2021
Kick return yards: 18, vs. Oklahoma, Oct.. 9, 2021
Punt returns: 3, ULM, Sept. 3, 2022
Punt return yards: 33, ULM, Sept. 3, 2022 (3 returns)
Long punt return: 22, ULM, Sept. 3, 2022
Tackles: 1, Oklahoma State, Oct. 16, 2021 (1-0); Kansas State, Nov. 26, 2021 (1-0)

CAREER HIGHS | DEFENSE

JAHDAE BARRON, DB

Points scored: 6, at Texas Tech, Sept. 26, 2020
Touchdowns: 1, at Texas Tech, Sept. 26, 2020 ; vs. UTSA, Sept. 17, 2022
Interceptions: 1, vs. UTSA, Sept. 17, 2022
Interceptions return for Touchdown: 1, vs. UTSA, Sept. 17, 2022
All-purpose yards: 2, at Texas Tech, Sept. 26, 2020
Punt return yards: 2, at Texas Tech, Sept. 26, 2020 (0 returns)
Long punt return: 2, at Texas Tech, Sept. 26, 2020
Tackles: 9, at Texas Tech, Sept. 24, 2022 (5-4)
Solo tackles: 5, at Texas Tech, Sept. 24, 2022
Tackles for loss: 2.0, at Texas Tech, Sept. 24, 2022
Pass breakups: 1, UTEP, Sept. 12, 2020; Kansas, Nov.. 13, 2021; at West Virginia, Nov.. 20, 2021
Forced fumbles: 1, at Iowa State, Nov.. 6, 2021

MORICE BLACKWELL JR., LB

Tackles: 2, Kansas, Nov.. 13, 2021 (2-0)
QB Hurries: 1, Kansas, Nov.. 13, 2021

JARAY BLEDSOE, DL

Tackles: 1, ULM, Sept. 3, 2022 (0-1)

LUKE BROCKERMEYER, LB

Tackles: 12, vs.. Oklahoma, Oct.. 9, 2021 (6-6)
Sacks: 0.5, vs.. Louisiana, Sept. 4, 2021 (0.5-5)
Solo tackles: 7, Oklahoma State, Oct.. 16, 2021
Tackles for loss: 2.0, Oklahoma State, Oct.. 16, 2021
Interceptions: 1, Texas Tech, Sept. 25, 2021; at Baylor, Oct.. 30, 2021
Pass breakups: 1, vs.. Oklahoma, Oct.. 9, 2021
Hurries: 1, vs.. Rice, Sept. 18, 2021; Texas Tech, Sept.. 25, 2021

TERRENCE BROOKS, DB

Tackles: 1, ULM, Sept. 3, 2022 (0-1)

VERNON BROUGHTON, DL

Tackles: 2, vs. Colorado, Dec. 29, 2020 (2-0); Texas Tech, Sept. 25, 2021 (0-2); ULM, Sept. 3, 2022 (1-1); at Texas Tech, Sept. 24, 2022 (2-0)
Sacks: 1.0, vs. Colorado, Dec. 29, 2020 (1-0)
Tackles for loss: 1.0, vs. Colorado, Dec. 29, 2020 (1-0); at Texas Tech, Sept. 24, 2022 (1-0)

ETHAN BURKE, EDGE

Tackles: 3, ULM, Sept. 3, 2022 (1-2)
Tackles for loss: 0.5, ULM, Sept. 3, 2022 (0.5-0)
QB Hurry: 1, UTSA, Sept. 17, 2022

JETT BUSH, LB

Tackles: 4, at Kansas State, Dec. 05, 2020 (2-2); vs. Oklahoma, Oct. 10, 2020 (4-0)
Sacks: 1.0, vs.. Louisiana, Sept. 4, 2021 (1.0-9)
Tackles for loss: 1.0, vs. Oklahoma, Oct. 10, 2020 (1-0); at Iowa State, Nov.. 6, 2021 (1.0-1)
Fumbles forced: 1 [t-5th], vs. Colorado, Dec. 29, 2020
Fumbles recovered: 1 [t-5th], at TCU, Oct. 26, 2019

KEONDRE COBURN, DL

Tackles: 11, TCU, Oct. 03, 2020 (4-7)
Sacks: 1.0, Iowa State, Nov. 27, 2020 (1-0); Texas Tech, Nov. 29, 2019 (1-0); at Rice, Sept. 14, 2019 (1-0); Oklahoma State, Oct.. 16, 2021 (1.0-7)
Tackles for loss: 2.0, TCU, Oct. 03, 2020 (2-0)
Fumbles forced: 1 [t-5th], Texas Tech, Nov. 29, 2019
Pass breakups: 1, vs. Colorado, Dec. 29, 2020 ; Baylor, Oct. 24, 2020
Blocks: 1, Sacks: 0.5, vs.. Louisiana, Sept. 4, 2021 (PAT)
QB Hurries: 1, at Baylor, Oct.. 30, 2021

JD COFFEY III, DB

Tackles: 5, ULM, Sept. 3, 2022 (2-3)

ALFRED COLLINS, DL

Interceptions: 1, vs. Colorado, Dec. 29, 2020
Tackles: 5, vs. Colorado, Dec. 29, 2020 (1-4); Oklahoma State, Oct.. 16, 2021 (3-2)
Sacks: 1.0, UTEP, Sept. 12, 2020 (1-0); Texas Tech, Sept. 25, 2021; vs.. Oklahoma, Oct.. 9, 2021 (1.0-7)
Tackles for loss: 2.0, Texas Tech, Sept. 25, 2021 (2.0-9)
Pass breakups: 1, vs. Colorado, Dec. 29, 2020 ; West Virginia, Nov. 07, 2020 ; Baylor, Oct. 24, 2020
Forced Fumbles: 1, at Baylor, Oct.. 30, 2021
QB Hurries: 2, at Iowa State, Nov.. 6, 2021

ANTHONY COOK, DB

Tackles: 14, at Texas Tech, Sept. 24, 2022 (11-3)
Sacks: 1.0, at Kansas, Nov. 23, 2018 (1-0), at TCU, Oct.. 2, 2021 (1-7)
Tackles for loss: 2.0, at TCU, Oct.. 2, 2021 (2-9); Alabama, Sept. 10, 2022 (2-2)
Fumbles forced: 1, vs. Oklahoma, Oct. 12, 2019, at TCU, Oct.. 2, 2021
Fumbles recovered: 1, at TCU, Oct.. 2, 2021
Pass breakups: 2, at Arkansas, Sept. 11, 2021

KITAN CRAWFORD, DB

Tackles: 3, Baylor, Oct. 24, 2020 (1-2), at TCU, Oct.. 2, 2021 (3-0)
Tackles for loss: 1.0, at Kansas State, Dec. 05, 2020 (1-0)

PRINCE DORBAH, LB

Tackles: 3, Rice, Sept.. 18, 2021 (1-2)

JUSTICE FINKLEY, EDGE

Tackles: 1, ULM, Sept. 3, 2022 (0-1)

JAYLAN FORD, LB

Tackles: 15, UTSA, Sept. 17, 2022 (10-5)
Solo tackles: 10, UTSA, Sept. 17, 2022
Tackles for loss: 2.0, Kansas State, Nov. 26, 2021 (2.0-2); Alabama, Sept. 10, 2022 (2-18)
Sacks: 1.0, Alabama, Sept. 10, 2022 (1.0-11)
Forced fumbles: 1, UTSA, Sept. 17, 2022; at Texas Tech, Sept. 24, 2022

DAVID GBENDA, LB

Tackles: 3, UTSA, Sept. 17, 2022 (3-0)

JAYLON GUILBEAU, DB

Tackles: 4, UTSA, Sept. 17, 2022 (2-2); at Texas Tech, Sept. 24, 2022 (2-2)
Tackles for loss: 0.5, UTSA, Sept. 17, 2022
Pass breakup: 1, ULM, Sept. 3, 2022
QB Hurray: 1, ULM, Sept. 3, 2022

D.J. HARRIS, JR., EDGE

Tackles: 2, Rice, Sept. 18, 2021 (2-0)
Sacks: 1.0, Rice, Sept. 18, 2021 (1.0-2)
Tackles for loss: 1.0, Rice, Sept. 18, 2021 (1.0-2)

ISHMAEL IBRAHEEM, DB

Pass breakup: 1, ULM, Sept. 3, 2022

D'SHAWN JAMISON, DB

Points scored: 6, at Rice, Sept. 14, 2019 ; at Kansas State, Sept. 29, 2018 ; at Oklahoma State, Oct. 31, 2020
Touchdowns: 1, at Rice, Sept. 14, 2019 ; at Kansas State, Sept. 29, 2018; at Oklahoma State, Oct. 31, 2020
Rush attempts: 2, at Kansas, Nov. 23, 2018 ; at Maryland, Sept. 01, 2018 ; vs. Maryland, Sept. 01, 2018
Rush yards: 14, at Kansas, Nov. 23, 2018 (2 carries)
Long rush: 8, at Kansas, Nov. 23, 2018
Receptions: 1, 4 times
Receiving yards: 17, Baylor, Oct. 13, 2018 (1 receptions)
Long reception: 17, Baylor, Oct. 13, 2018
Total offense attempts: 2, at Kansas, Nov. 23, 2018 (2 rush,0 pass); at Maryland, Sept. 01, 2018 (2 rush,0 pass); vs. Maryland, Sept. 01, 2018 (2 rush,0 pass)
Total offense yards: 14, at Kansas, Nov. 23, 2018 (14 rush,0 pass)
All-purpose yards: 160, at Kansas State, Dec. 05, 2020
Punt returns: 4 [t-3rd], vs. Utah, Dec. 31, 2019 ; vs. Colorado, Dec. 29, 2020 ; UTEP, Sept. 12, 2020
Punt return yards: 102 [3rd], vs. Utah, Dec. 31, 2019 (4 returns)
Long punt return: 90 [2nd], at Kansas State, Sept. 29, 2018
Kick returns: 4, Iowa State, Nov. 27, 2020
Kick return yards: 150 [3rd], at Kansas State, Dec. 05, 2020 (3 returns)
Long kick return: 100 [t-1st], at Oklahoma State, Oct. 31, 2020
Interceptions: 2 [t-1st], at West Virginia, Oct. 05, 2019
Long interception return: 69, ULM, Sept. 3, 2022
Tackles: 9, at Iowa State, Nov. 16, 2019 (8-1)
Tackles for loss: 1.5, Oklahoma State, Sept. 21, 2019 (1-0)
Fumbles forced: 1 [t-5th], at Baylor, Nov. 23, 2019
Fumbles recovered: 1 [t-5th], vs. Oklahoma, Oct. 12, 2019, at TCU, Oct.. 2, 2021
Pass breakups: 2, Texas Tech, Nov. 29, 2019 ; vs. Oklahoma, Oct. 10, 2020; UTSA, Sept. 17, 2022
Sacks: 1.0, at Texas Tech, Sept. 24, 2022 (1-1)
Blocked punt: 1, ULM, Sept. 3, 2022

JAMIER JOHNSON, DB

Tackles: 2, ULM, Sept. 3, 2022 (1-1); UTSA, Sept. 17, 2022 (2-0)

AUSTIN JORDAN, DB

Tackles: 2, Alabama, Sept. 10, 2022 (0-2)
Tackles for loss: 0.5, Alabama, Sept. 10, 2022 (0.5-2)

BYRON MURPHY II, DL

Tackles: 5, at Texas Tech, Sept. 24, 2022 (5-0)
Sacks: 1.0, Rice, Sept. 18, 2021 (1.0-5); at Iowa State, Nov.. 6, 2021
Tackles for loss: 1.5, at Iowa State, Nov.. 6, 2021 (1.5-1)

OVIE OGHOUFO, EDGE

Tackles: 8, Oklahoma State, Oct. 16, 2021 (3-5)
Solo tackles, 4, at Baylor, Oct.. 30, 2021
Sacks: 1.0, vs. Louisiana, Sept. 4, 2021 (1-6); vs. Rice, Sept. 18, 2021 (1.0-1); Alabama, Sept. 10, 2022 (1.0-4)
Tackles for loss: 2.0, at Texas Tech, Sept. 24, 2022 (2.0-5)
Hurries: 1, at Arkansas, Sept. 11, 2021; Oklahoma State, Oct.. 16, 2021; UTSA, Sept. 17, 2022
Pass breakups: 1, vs. Rice, Sept. 18, 2021
Forced fumbles: 1, at Texas Tech, Sept. 24, 2022

MORO OJOMO, DL

Tackles: 5, West Virginia, Nov. 07, 2020 (2-3); at West Virginia, Nov.. 20, 2021 (4-1)
Solo Tackles: 4, at West Virginia, Nov.. 20, 2021; Kansas State, Nov. 26, 2021
Sacks: 1.0, West Virginia, Nov. 07, 2020 (1-0); Baylor, Oct. 24, 2020 (1-0); UTSA, Sept. 17, 2022
Tackles for loss: 1.5, Baylor, Oct. 24, 2020 (1-0)
Fumbles recovered: 1 [t-5th], Kansas State, Nov. 09, 2019
Hurries: 1, at Arkansas (Sept. 11, 2021)
Pass breakups: 1, vs. Oklahoma, Oct. 10, 2020
Sacks: 0.5, vs.. Louisiana, Sept. 4, 2021

DEMARVION OVERSHOWN, LB

All-purpose yards: 29, vs. Oklahoma, Oct. 10, 2020
Interceptions: 1, Louisiana Tech, Aug. 31, 2019; vs. Colorado, Dec. 29, 2020 ; vs. Oklahoma, Oct. 10, 2020
Long interception return: 29, vs. Oklahoma, Oct. 10, 2020
Tackles: 13, Sacks: 0.5, vs. Louisiana, Sept. 4, 2021 (4-9)
Sacks: 1.0, Louisiana Tech, Aug. 31, 2019 (1-0); West Virginia, Nov. 07, 2020 (1-0); Kansas, Oct. 19, 2019 (1-0)
Tackles for loss: 2.0, West Virginia, Nov. 07, 2020 (2-0); at Iowa State, Nov. 16, 2019 (2-0); Kansas, Oct. 19, 2019 (2-0); vs.. Oklahoma, Oct.. 9, 2021 (2-10)
Fumbles forced: 1 [t-5th], West Virginia, Nov. 07, 2020; at Baylor, Nov. 23, 2019; at Oklahoma State, Oct. 31, 2020
Fumbles recovered: 1 [t-5th], vs. Colorado, Dec. 29, 2020
Pass breakups: 2, at Texas Tech, Sept. 26, 2020; at Baylor, Oct.. 30, 2021

DEVIN RICHARDSON, LB

Tackles: 4, ULM, Sept. 3, 2022 (2-2)
Tackles for loss: 0.5, ULM, Sept. 3, 2022 (0.5-1)

KRISTOPHER ROSS, DL

Tackles: 2, ULM, Sept. 3, 2022 (0-2)

BARRYN SORRELL, EDGE

Tackles: 6, ULM, Sept. 3, 2022 (1-5)
Tackles for loss: 2.0, ULM, Sept. 3, 2022 (2.0-17)
Sacks: 1.5, ULM, Sept. 3, 2022 (1.5-14)

ZAC SWANSON, DL

Tackles: 1, ULM, Sept. 3, 2022 (1-0)

T'VONDRE SWEAT, DL

Tackles: 5, TCU, Oct. 03, 2020 (0-5); at Arkansas, Sept. 11, 2021 (2-3)
Sacks: 1.0, vs. Oklahoma, Oct. 10, 2020 (1-0); Kansas State, Nov. 09, 2019 (1-0); at West Virginia, Nov.. 20, 2021 (1-4)
Tackles for loss: 1.5, at West Virginia, Nov.. 20, 2021 (1.5-6)
Fumbles forced: 1 [t-5th], vs. Oklahoma, Oct. 10, 2020
Fumbles recovered: 1 [t-5th], TCU, Oct. 03, 2020 ; Texas Tech, Nov. 29, 2019
Pass breakups: 1, West Virginia, Nov. 07, 2020 ; Louisiana Tech, Aug. 31, 2019; at West Virginia, Oct. 05, 2019; at Baylor, Oct.. 30, 2021; at Texas Tech, Sept. 24, 2022

MICHAEL TAAFFE, DB

Tackles: 3, UTSA, Sept. 17, 2022 (1-2)
Tackels for loss: 0.5, UTSA, Sept. 17, 2022

J'MOND TAPP, EDGE

Tackles: 1, ULM, Sept. 3, 2022 (0-1)
QB Hurries: 1, UTSA, Sept. 17, 2022

JERRIN THOMPSON, DB

All-purpose yards: 21, at Kansas State, Dec. 05, 2020
Interceptions: 1, at Kansas State, Dec. 05, 2020
Long interception return: 21, at Kansas State, Dec. 05, 2020
Tackles: 9, at Texas Tech, Sept. 24, 2022 (8-1)
Tackles for loss: 1.0, at Arkansas, Sept. 11, 2021 (1.0-3); at Baylor, Oct.. 30, 2021 (1.0-2); Kansas, Nov.. 13, 2021 (1.0-1)
Fumbles forced, 1, vs.. Rice, Sept. 18, 2021
Fumbles recovered: 1, Sacks: 0.5, vs.. Louisiana, Sept. 4, 2021
Pass breakups: 2, at Iowa State, Nov.. 6, 2021

DIAMONTE TUCKER-DORSEY, LB

Tackles: 4, ULM, Sept. 3, 2022 (2-2); at Texas Tech, Sept. 24, 2022 (1-3)
Sacks: 1.0, UTSA, Sept. 17, 2022 (1.0-7)
Tackles for loss: 1.5, UTSA, Sept. 17, 2022 (1.5-8)

RYAN WATTS, DB

Tackles: 7, at Texas Tech, Sept. 24, 2022 (5-2)
Tackles for loss: 1.0, ULM, Sept. 3, 2022 (1.0-1)
Pass breakups: 2, at Texas Tech, Sept. 24, 2022

2022 STATISTICS | OVERVIEW

2022 SCHEDULE & RESULTS

RECORD: 2-2 (0-1 BIG 12)
HOME: 2-1 ROAD: 0-1 NEUTRAL: 0-0

DATE	UT RANK	OPPONENT	W/L	SCORE	ATT
Sept. 3	RV/18	ULM	W	52-10	94,873
Sept. 10	RV/22	1/1 ALABAMA	L	19-20	105,213
Sept. 17	21/20	UTSA	W	41-20	102,520
Sept. 24	22/19	at Texas Tech*	L	34-37 (OT)	60,975
Oct. 1		WEST VIRGINIA*			
Oct. 8		vs. Oklahoma*+			
Oct. 15		IOWA STATE*			
Oct. 22		at Oklahoma State*			
Nov. 5		at Kansas State*			
Nov. 12		TCU*			
Nov. 29		at Kansas*			
Nov. 25		BAYLOR*			

* Big 12 Conference game // + Cotton Bowl (Dallas)

TEAM TOTALS

	TEXAS	OPPONENTS
Scoring	146	87
Points per game	36.5	21.8
Points Off Turnovers	14	6
First Downs	88	88
Rushing	30	28
Passing	46	54
Penalty	12	6
Rushing Yardage	662	540
Yards gained rushing	746	617
Yards lost rushing	84	77
Rushing attempts	128	153
Average per rush	5.2	3.5
Average per game	165.5	135.0
TDs Rushing	9	5
Passing Yardage	979	980
Comp-Att-Int	78-116-2	107-158-2
Average per pass	8.4	6.2
Average per catch	12.6	9.2
Average per game	244.8	245.0
TDs Passing	5	4
Total offense	1641	1520
Total plays	244	311
Average per play	6.7	4.9
Average per game	410.3	380.0
Kick returns: #-Yards	6-125	9-173
Punt returns: #-Yards	8-62	3-17
Int returns: #-Yards	2-113	2-25
Kick return average	20.8	19.2
Punt return average	7.8	5.7
Int return average	56.5	12.5
Fumbles-Lost	1-1	4-0
Penalties-Yards	24-184	37-239
Average per game	46.0	59.8
Punts-Yards	14-593	20-791
Average per punt	42.4	39.6
Net punt average	39.7	35.1
Kickoffs-Yards	29-1833	19-1143
Average per kick	63.2	60.2
Net kick average	40.6	37.2
Time of possession / game	25:46	33:43
3rd-down conversion	15/45	27/68
3rd-down pct	33%	40%
4th-down conversion	5/6	7/14
4th-down pct	83%	50%
Sacks by-Yards	8-49	7-54
Misc Yards	0	0
Touchdowns scored	17	9
Field goals - attempts	9-11	8-8
On-Side kicks	0-0	0-0
Red-zone scores	(15-17) 88%	(12-14) 86%
Red-zone touchdowns	(9-17) 53%	(6-14) 43%
PAT-attempts	(17-17) 100%	(9-9) 100%
2-point conversion-attempts	(0-0) 0%	(0-0) 0%
Attendance	302,606	60,975
Games / Avg per game	3/100,869	1/60,975
Neutral site games	-	0/0

SCORE BY QUARTER

	1st	2nd	3rd	4th	OT	TOTAL
TEXAS	27	48	45	26	0	146
OPPONENTS	23	21	13	27	3	87

ATTENDANCE

Total	3 games	363,581 (90,895 avg)
Home	3 games	302,606 (100,869 avg)
Road	1 games	60,975 (60,975 avg)
Neutral	0 games	-- (-- avg)

RUSHING

NAME	G	ATT	GAIN	LOST	NET	AVG	TD	LONG	AVG/G
Bijan Robinson	4	67	431	17	414	6.2	7	78	103.5
Roschon Johnson	4	30	151	5	146	4.9	1	32	36.5
Hudson Card	4	13	101	45	56	4.3	0	32	14.0
Keilan Robinson	4	6	20	6	14	2.3	0	7	3.5
Jonathon Brooks	2	6	32	0	32	5.3	1	19	16.0
Jaydon Blue	2	3	4	1	3	1.0	0	3	1.5
Quinn Ewers	2	1	0	9	-9	-9.0	0	0	-4.5
Xavier Worthy	4	1	7	0	7	7.0	0	7	1.8
Team	4	1	0	1	-1	-1.0	0	0	-0.3
Total	4	128	746	84	662	5.2	9	78	165.5
Opponents	4	153	617	77	540	3.5	5	81	135.0

PASSING

NAME	G	EFF	C-A-I	PCT	YDS	TD	LONG	YPG
Hudson Card	4	141.2	53-80-1	66.3	620	3	42	155.0
Quinn Ewers	2	166.0	25-36-1	69.4	359	2	46	179.5
Total	4	148.9	78-116-2	67.2	979	5	46	244.8
Opponents	4	125.6	107-158-2	67.7	980	4	46	245.0

RECEIVING

NAME	G	NO	YDS	AVG	TD	LONG	AVG/G
Jordan Whittington	4	18	199	11.1	0	26	49.8
Ja'Tavion Sanders	4	15	134	8.9	1	25	33.5
Xavier Worthy	4	14	212	15.1	1	46	53.0
Roschon Johnson	4	8	66	8.3	1	23	16.5
Bijan Robinson	4	8	154	19.3	1	42	38.5
Casey Cain	4	4	93	23.3	0	43	23.3
Keilan Robinson	4	3	50	16.7	1	35	12.5
Gabe Sulser	2	2	10	5.0	0	6	5.0
Gunnar Helm	4	2	12	6.0	0	7	3.0
Troy Omeire	2	1	9	9.0	0	9	4.5
Tarique Milton	4	1	28	28.0	0	28	7.0
Agiye Hall	2	1	7	7.0	0	7	3.5
Savion Red	2	1	5	5.0	0	5	2.5
Total	4	78	979	12.6	5	46	244.8
Opponents	4	107	980	9.2	4	46	245.0

2022 STATISTICS | INDIVIDUAL

ALL-PURPOSE

NAME	G	RUSH	REC	PUNT RET	KO RET	IR	TOTAL	YPG
Bijan Robinson	4	414	154	0	0	0	568	142.0
Xavier Worthy	4	7	212	50	0	0	269	67.3
Roschon Johnson	4	146	66	0	39	0	251	62.8
Jordan Whittington	4	0	199	0	18	0	217	54.3
Ja'Tavion Sanders	4	0	134	0	0	0	134	33.5
Keilan Robinson	4	14	50	12	56	0	132	33.0
Casey Cain	4	0	93	0	0	0	93	23.3
D'Shawn Jamison	4	0	0	0	0	69	69	17.3
Hudson Card	4	56	0	0	0	0	56	14.0
Jahdae Barron	4	0	0	0	0	44	44	11.0
Jonathon Brooks	2	32	0	0	0	0	32	16.0
Tarique Milton	4	0	28	0	0	0	28	7.0
Gunnar Helm	4	0	12	0	12	0	24	6.0
Gabe Sulser	2	0	10	0	0	0	10	5.0
Troy Ormeire	2	0	9	0	0	0	9	4.5
Agiye Hall	2	0	7	0	0	0	7	3.5
Savion Red	2	0	5	0	0	0	5	2.5
Jaydon Blue	2	3	0	0	0	0	3	1.5
Quinn Ewers	2	-9	0	0	0	0	-9	-4.5
Team	4	-1	0	0	0	0	-1	-0.3
Total	4	662	979	62	125	113	1941	485.3
Opponents	4	540	980	17	173	25	1735	433.8

TOTAL OFFENSE

NAME	G	PLAYS	RUSH	PASS	YDS	YPG
Hudson Card	4	93	56	620	676	169.0
Bijan Robinson	4	67	414	0	414	103.5
Quinn Ewers	2	37	-9	359	350	175.0
Roschon Johnson	4	30	146	0	146	36.5
Jonathon Brooks	2	6	32	0	32	16.0
Keilan Robinson	4	6	14	0	14	3.5
Xavier Worthy	4	1	7	0	7	1.8
Jaydon Blue	2	3	3	0	3	1.5
Team	4	0	-1	0	-1	-0.3
Total	4	244	662	979	1641	410.3
Opponents	4	311	540	980	1520	380.0

INTERCEPTIONS

NAME	NO	YDS	AVG	TD	LONG
D'Shawn Jamison	1	69	69.0	1	69
Jahdae Barron	1	44	44.0	1	44
Total	2	113	56.5	2	69
Opponents	2	25	12.5	0	25

FUMBLE RETURNS

NAME	NO	YDS	AVG	TD	LONG
Total	0	0	0.0	0	0
Opponents	1	0	0.0	0	0

PUNT RETURNS

NAME	NO	YDS	AVG	TD	LONG
Xavier Worthy	7	50	7.1	0	21
D'Shawn Jamison	1	0	0.0	0	0
Total	8	62	7.8	1	21
Opponents	3	17	5.7	0	20

KICK RETURNS

NAME	NO	YDS	AVG	TD	LONG
Keilan Robinson	2	56	28.0	0	30
Roschon Johnson	2	39	19.5	0	24
Jordan Whittington	1	18	18.0	0	18
Gunnar Helm	1	12	12.0	0	12
Total	6	125	20.8	0	30
Opponents	9	173	19.2	0	31

PUNTING

NAME	NO	YDS	AVG	LONG	TB	FC	I20	50+	BLK
Daniel Trejo	13	578	44.5	61	1	5	3	3	0
Isaac Pearson	1	15	15.0	15	0	0	0	0	0
Total	14	593	42.4	61	1	5	3	3	0
Opponents	20	791	39.6	59	2	4	5	4	1

KICKOFFS

NAME	NO	YDS	AVG	TB	OB	RETN	NET	YDLN
Will Stone	28	1768	63.1	11	2			
Bert Auburn	1	65	65.0	1	0			
Total	29	1833	63.2	12	2	9	40.6	24
Opponents	12	713	59.4	6	0	5	37.4	27

2022 STATISTICS | SCORING/BIG PLAYS

2022 SCORING DRIVES/NON-OFFENSIVE SCORES (26)

TIME	PLAYS-YARDS	RESULT	SCORING PLAY	OPPONENT
0:00.....	0-0.....	TD.....	Keilan Robinson 12 yd blk punt return.....	ULM
0:00.....	0-0.....	TD.....	D'Shawn Jamison 69 yd interception return.....	ULM
0:00.....	0-0.....	TD.....	Jahdae Barron 44 yd interception return.....	UTSA
0:21.....	4-46.....	FG.....	Bert Auburn 48 yd field goal.....	Texas Tech
0:40.....	2-80.....	TD.....	Bijan Robinson 78 yd run.....	UTSA
1:24.....	3-62.....	TD.....	Keilan Robinson 35 yd pass from Hudson Card.....	Texas Tech
1:26.....	5-50.....	TD.....	Bijan Robinson 9 yd run.....	ULM
1:46.....	6-52.....	TD.....	Bijan Robinson 16 yd pass from Quinn Ewers.....	ULM
1:49.....	5-73.....	TD.....	Roschon Johnson 16 yd run.....	ULM
2:03.....	11-62.....	FG.....	Bert Auburn 44 yd field goal.....	UTSA
2:10.....	4-71.....	TD.....	Bijan Robinson 41 yd run.....	UTSA
2:26.....	8-44.....	FG.....	Bert Auburn 49 yd field goal.....	Alabama
2:39.....	6-75.....	TD.....	Bijan Robinson 1 yd run.....	Alabama
2:49.....	6-69.....	TD.....	Xavier Worthy 39 yd pass from Hudson Card.....	Texas Tech
3:10.....	7-25.....	FG.....	Bert Auburn 41 yd field goal.....	ULM
3:12.....	6-24.....	FG.....	Bert Auburn 33 yd field goal.....	Alabama
3:19.....	7-64.....	TD.....	Ja'Tavion Sanders 19 yd pass from Quinn Ewers.....	ULM
3:21.....	7-48.....	FG.....	Bert Auburn 26 yd field goal.....	UTSA
3:49.....	10-43.....	FG.....	Bert Auburn 40 yd field goal.....	Texas Tech
3:49.....	8-75.....	TD.....	Bijan Robinson 40 yd run.....	Texas Tech
4:08.....	11-67.....	TD.....	Bijan Robinson 3 yd run.....	UTSA
4:11.....	12-82.....	TD.....	Bijan Robinson 8 yd run.....	Texas Tech
4:25.....	10-75.....	TD.....	Roschon Johnson 11 yd pass from Hudson Card.....	UTSA
5:22.....	11-62.....	TD.....	Jonathon Brooks 19 yd run.....	ULM
5:47.....	12-65.....	FG.....	Bert Auburn 24 yd field goal.....	Alabama
5:56.....	14-67.....	FG.....	Bert Auburn 26 yd field goal.....	Alabama

20-YARD PLAYS (22)

YDS	TYPE	NAME(S)	OPPONENT
78*	Rush.....	Bijan Robinson.....	UTSA
46.....	Pass.....	Xavier Worthy from Quinn Ewers.....	Alabama
43.....	Pass.....	Casey Cain from Quinn Ewers.....	ULM
42.....	Pass.....	Bijan Robinson from Hudson Card.....	Alabama
41*	Rush.....	Bijan Robinson.....	UTSA
40*	Rush.....	Bijan Robinson.....	Texas Tech
39*	Pass.....	Xavier Worthy from Hudson Card.....	Texas Tech
35*	Pass.....	Keilan Robinson from Hudson Card.....	Texas Tech
32.....	Rush.....	Roschon Johnson.....	UTSA
32.....	Rush.....	Hudson Card.....	UTSA
30.....	Pass.....	Bijan Robinson from Hudson.....	Alabama
29.....	Pass.....	Casey Cain from Hudson Card.....	Alabama
28.....	Pass.....	Tarique Milton from Hudson Card.....	Texas Tech
26.....	Pass.....	Jordan Whittington from Hudson Card.....	UTSA
25.....	Pass.....	Ja'Tavion Sanders from Quinn Ewers.....	ULM
25.....	Pass.....	Ja'Tavion Sanders from Quinn Ewers.....	ULM
23.....	Pass.....	Roschon Johnson from Hudson Card.....	Texas Tech
22.....	Rush.....	Hudson Card.....	Texas Tech
22.....	Pass.....	Bijan Robinson from Hudson Card.....	Texas Tech
22.....	Pass.....	Xavier Worthy from Quinn Ewers.....	Alabama
21.....	Rush.....	Bijan Robinson.....	ULM
20.....	Rush.....	Hudson Card.....	Alabama

*touchdown scored on play

20-YARD PLAYS (BY PLAYER)

NAME	TD	RUSH	REC	TOTAL
Robinson, Bijan.....	3	4	3	7
Worthy, Xavier.....	1	0	3	3
Card, Hudson.....	0	3	0	3
Cain, Casey.....	0	0	2	2
Johnson, Roschon.....	0	1	1	2
Sanders, Ja'Tavion.....	0	0	2	2
Robinson, Keilan.....	1	0	1	1
Milton, Tarique.....	0	0	1	1
Whittington, Jordan.....	0	0	1	1

20-YARD PLAYS SUMMARY

OPPONENT	NO (TDs)
ULM	4 (0)
Pass.....	3 (0)
Rush.....	1 (0)
Alabama	6 (0)
Pass.....	5 (0)
Rush.....	1 (0)
UTSA	5 (2)
Pass.....	1 (0)
Rush.....	4 (2)
at Texas Tech	7 (3)
Pass.....	5 (2)
Rush.....	2 (1)
West Virginia	0 (0)
Pass.....	0 (0)
Rush.....	0 (0)
vs. Oklahoma	0 (0)
Pass.....	0 (0)
Rush.....	0 (0)
Iowa State	0 (0)
Pass.....	0 (0)
Rush.....	0 (0)
at Oklahoma State	0 (0)
Pass.....	0 (0)
Rush.....	0 (0)
at Kansas State	0 (0)
Pass.....	0 (0)
Rush.....	0 (0)
TCU	0 (0)
Pass.....	0 (0)
Rush.....	0 (0)
at Kansas	0 (0)
Pass.....	0 (0)
Rush.....	0 (0)
 Baylor	0 (0)
Pass.....	0 (0)
Rush.....	0 (0)

2022 STATISTICS | SUPERLATIVES

INDIVIDUAL SINGLE-GAME SUPERLATIVES

CATEGORY	NO.	INDIVIDUAL
RUSHES	21	Bijan Robinson vs Alabama (09/10/2022)
YARDS RUSHING	183	Bijan Robinson vs UTSA (09/17/2022)
TD RUSHES	3	Bijan Robinson vs UTSA (09/17/2022)
LONG RUSH	78	Bijan Robinson vs UTSA (09/17/2022)
PASS ATTEMPTS	30	Hudson Card at Texas Tech (09/24/2022)
PASS COMPLETIONS	20	Hudson Card at Texas Tech (09/24/2022)
YARDS PASSING	277	Hudson Card at Texas Tech (09/24/2022)
TD PASSES	2	Hudson Card at Texas Tech (09/24/2022)
	2	Quinn Ewers vs ULM (09/03/2022)
LONG PASS	46	Quinn Ewers vs Alabama (09/10/2022)
RECEPTIONS	7	Jordan Whittington vs Alabama (09/10/2022)
YARDS RECEIVING	97	Xavier Worthy vs Alabama (09/10/2022)
TD RECEPTIONS	1	Keilan Robinson at Texas Tech (09/24/2022)
	1	Xavier Worthy at Texas Tech (09/24/2022)
	1	Roschon Johnson vs UTSA (09/17/2022)
	1	Ja Tavion Sanders vs ULM (09/03/2022)
	1	Bijan Robinson vs ULM (09/03/2022)
LONG RECEPTION	46	Xavier Worthy vs Alabama (09/10/2022)
PUNTS	5	Daniel Trejo vs Alabama (09/10/2022)
PUNTING AVG	46.4	Daniel Trejo vs Alabama (09/10/2022)
LONG PUNT	61	Daniel Trejo vs Alabama (09/10/2022)
PUNTS INSIDE 20	1	Daniel Trejo at Texas Tech (09/24/2022)
	1	Daniel Trejo vs UTSA (09/17/2022)
LONG PUNT RETURN	21	Daniel Trejo vs Alabama (09/10/2022)
LONG KICKOFF RETURN	30	Xavier Worthy vs ULM (09/03/2022)
TACKLES	15	Keilan Robinson at Texas Tech (09/24/2022)
SACKS	1.5	Jaylan Ford vs UTSA (09/17/2022)
TACKLES FOR LOSS	2	Barryrn Sorrell vs ULM (09/03/2022)
	2	Jahdae Barron at Texas Tech (09/24/2022)
	2	Ovie Oghoufo at Texas Tech (09/24/2022)
	2	Jaylan Ford vs Alabama (09/10/2022)
	2	Anthony Cook vs Alabama (09/10/2022)
	2	Barryrn Sorrell vs ULM (09/03/2022)
	2	DeMarvion Overshown vs ULM (09/03/2022)
INTERCEPTIONS	1	Jahdae Barron vs UTSA (09/17/2022)
	1	D'Shawn Jamison vs ULM (09/03/2022)

TEAM SINGLE-GAME SUPERLATIVES

CATEGORY	NO.	TEAM
RUSHES	36	UTSA (09/17/2022)
YARDS RUSHING	298	UTSA (09/17/2022)
YARDS PER RUSH	8.3	UTSA (09/17/2022)
TD RUSHES	3	UTSA (09/17/2022)
	3	ULM (09/03/2022)
PASS ATTEMPTS	34	Alabama (09/10/2022)
PASS COMPLETIONS	23	Alabama (09/10/2022)
YARDS PASSING	292	Alabama (09/10/2022)
YARDS PER PASS	9.2	at Texas Tech (09/24/2022)
TD PASSES	2	at Texas Tech (09/24/2022)
	2	ULM (09/03/2022)
TOTAL PLAYS	67	Alabama (09/10/2022)
TOTAL OFFENSE	459	UTSA (09/17/2022)
YARDS PER PLAY	7.8	UTSA (09/17/2022)
POINTS	52	ULM (09/03/2022)
SACKS BY	3	ULM (09/03/2022)
FIRST DOWNS	25	Alabama (09/10/2022)
PENALTIES	9	UTSA (09/17/2022)
PENALTY YARDS	88	UTSA (09/17/2022)
TURNOVERS	2	at Texas Tech (09/24/2022)
PUNTS	5	Alabama (09/10/2022)
PUNTING AVG	46.4	Alabama (09/10/2022)
LONG PUNT	61	Alabama (09/10/2022)
PUNTS INSIDE 20	1	at Texas Tech (09/24/2022)
	1	UTSA (09/17/2022)
	1	Alabama (09/10/2022)
LONG PUNT RETURN	21	ULM (09/03/2022)

OPPONENT SINGLE-GAME SUPERLATIVES

CATEGORY	NO.	INDIVIDUAL
RUSHES	21	Brenden Brady vs UTSA (09/17/2022)
YARDS RUSHING	97	Jase McClellan vs Alabama (09/10/2022)
TD RUSHES	1	SaRodrick Thompson at Texas Tech (09/24/2022)
	1	Donovan Smith at Texas Tech (09/24/2022)
	1	Brenden Brady vs UTSA (09/17/2022)
	1	Jase McClellan vs Alabama (09/10/2022)
	1	Zack Martin vs ULM (09/03/2022)
LONG RUSH	81	Jase McClellan vs Alabama (09/10/2022)
PASS ATTEMPTS	56	Donovan Smith at Texas Tech (09/24/2022)
PASS COMPLETIONS	38	Donovan Smith at Texas Tech (09/24/2022)
YARDS PASSING	331	Donovan Smith at Texas Tech (09/24/2022)
TD PASSES	2	Donovan Smith at Texas Tech (09/24/2022)
LONG PASS	46	Garrett Hable vs ULM (09/03/2022)
RECEPTIONS	13	Myles Price at Texas Tech (09/24/2022)
YARDS RECEIVING	98	Myles Price at Texas Tech (09/24/2022)
TD RECEPTIONS	1	Baylor Cupp at Texas Tech (09/24/2022)
	1	Tahj Brooks at Texas Tech (09/24/2022)
	1	Zakhari Franklin vs UTSA (09/17/2022)
	1	Jahmyr Gibbs vs Alabama (09/10/2022)
LONG RECEPTION	46	Jevin Frett vs ULM (09/03/2022)
FIELD GOALS	3	Trey Wolff at Texas Tech (09/24/2022)
LONG FIELD GOALS	52	Will Reichard vs Alabama (09/10/2022)
PUNTS	7	Dewyn McCormick vs ULM (09/03/2022)
PUNTING AVG	43.0	Lucas Dean vs UTSA (09/17/2022)
LONG PUNT	59	Austin McNamara at Texas Tech (09/24/2022)
PUNTS INSIDE 20	3	James Burnip vs Alabama (09/10/2022)
LONG PUNT RETURN	20	Myles Price at Texas Tech (09/24/2022)
LONG KICKOFF RETURN	31	Bennett Galloway vs ULM (09/03/2022)
TACKLES	10	DeMarco Hellams vs Alabama (09/10/2022)
	10	Jaylen Moody vs Alabama (09/10/2022)
SACKS	1	Kool-Aid McKinstry vs Alabama (09/10/2022)
	1	Jaylen Moody vs Alabama (09/10/2022)
	1	Will Anderson Jr. vs Alabama (09/10/2022)
	1	Cooper Webb vs ULM (09/03/2022)
	1	Quincy Ledet vs ULM (09/03/2022)
	1	Anthony Campbell vs ULM (09/03/2022)
TACKLES FOR LOSS	2	Trevor Harmanson vs UTSA (09/17/2022)
	2	Will Anderson Jr. vs Alabama (09/10/2022)
INTERCEPTIONS	1	Reggie Pearson at Texas Tech (09/24/2022)
	1	Tristan Driggers vs ULM (09/03/2022)

OPPONENT TEAM SINGLE-GAME SUPERLATIVES

CATEGORY	NO.	TEAM
RUSHES	44	at Texas Tech (09/24/2022)
	44	UTSA (09/17/2022)
YARDS RUSHING	161	Alabama (09/10/2022)
YARDS PER RUSH	6.7	Alabama (09/10/2022)
TD RUSHES	2	at Texas Tech (09/24/2022)
PASS ATTEMPTS	56	at Texas Tech (09/24/2022)
PASS COMPLETIONS	38	at Texas Tech (09/24/2022)
YARDS PASSING	331	at Texas Tech (09/24/2022)
YARDS PER PASS	7.3	ULM (09/03/2022)
TD PASSES	2	at Texas Tech (09/24/2022)
TOTAL PLAYS	100	at Texas Tech (09/24/2022)
TOTAL OFFENSE	479	at Texas Tech (09/24/2022)
YARDS PER PLAY	5.9	Alabama (09/10/2022)
POINTS	37	at Texas Tech (09/24/2022)
SACKS BY	3	Alabama (09/10/2022)
	3	ULM (09/03/2022)
FIRST DOWNS	31	at Texas Tech (09/24/2022)
PENALTIES	15	Alabama (09/10/2022)
PENALTY YARDS	100	Alabama (09/10/2022)
TURNOVERS	1	UTSA (09/17/2022)
	1	ULM (09/03/2022)
PUNTS	8	ULM (09/03/2022)
PUNTING AVG	43.0	UTSA (09/17/2022)
LONG PUNT	59	at Texas Tech (09/24/2022)
PUNTS INSIDE 20	3	Alabama (09/10/2022)
LONG PUNT RETURN	20	at Texas Tech (09/24/2022)
	0	ULM (09/03/2022)

2022 STATISTICS | MISCELLANEOUS

SCORING

SCORING	TD	FGS	KICK	PAT RUSH	PAT RCV	PAT PASS	PAT DXP	SAF	POINTS
Bijan Robinson.....	8	-	-	-	-	-	-	-	48
Bert Auburn.....	-	9-11	17-17	-	-	-	-	-	44
Keilan Robinson.....	2	-	-	-	-	-	-	-	12
Roschon Johnson.....	2	-	-	-	-	-	-	-	12
D'Shawn Jamison.....	1	-	-	-	-	-	-	-	6
Jahdae Barron.....	1	-	-	-	-	-	-	-	6
Ja'Tavion Sanders.....	1	-	-	-	-	-	-	-	6
Xavier Worthy.....	1	-	-	-	-	-	-	-	6
Jonathon Brooks.....	1	-	-	-	-	-	-	-	6
Total.....	17	9-11	17-17	0	0	0	0	0	146
Opponents.....	9	8-8	9-9	0	0	0	0	0	87

FIELD GOAL ACCURACY

NAME	TOTAL	PCT	0-19	20-29	30-39	40-49	50+	LONG	BLK
Bert Auburn.....	9-11	81.8	0-0	3-4	1-2	5-5	0-0	49	1
Opponents.....	8-8	100.0	0-0	4-4	2-2	1-1	1-1	52	0

FG SEQUENCE	TEXAS	OPPONENTS
ULM.....	(41),38	(25)
Alabama.....	(26),20,(33),(24),(49)	(52),(33)
UTSA.....	(44),(26)	(24),(30)
at Texas Tech.....	(40),(48)	(27),(45),(20)
West Virginia.....		
vs. Oklahoma.....		
Iowa State.....		
at Oklahoma State.....		
at Kansas State.....		
TCU.....		
at Kansas.....		
Baylor.....		

Numbers in (parentheses) indicate field goal was made.

TEXAS IN THE RED ZONE

Possessions.....	17
Total scores.....	15
Percentage.....	88.2%
Points Scored.....	81
Touchdowns (rush/pass).....	9 (6/3)
Field goals.....	8
Missed field goals.....	2
On downs.....	0
Turnovers (fumble/interception).....	0 (0/0)
Clock.....	0

OPPONENTS IN THE RED ZONE

Possessions.....	17
Total scores.....	12
Percentage.....	85.7%
Points Scored.....	60
Touchdowns (rush/pass).....	6 (3/3)
Field goals.....	6
Missed field goals.....	0
On downs.....	2
Turnovers (fumble/interception).....	0 (0/0)
Clock.....	0

TEXAS NON-OFFENSIVE TOUCHDOWNS

YDS	PLAY	PLAYER	OPPONENT
44	INT Return.....	Jahdea Barron.....	UTSA
69	INT Return.....	D'Shawn Jamison.....	ULM
12	Bik Punt Return.....	Keilan Robinson.....	ULM

POINTS OFF TURNOVERS

OPPONENT	UT TOs	OPP POINTS	OPP TOs	UT POINTS
ULM.....	1	3	1	7
Alabama.....	0	0	0	0
UTSA.....	0	0	1	7
at Texas Tech.....	2	3	0	0
West Virginia.....				
vs. Oklahoma.....				
Iowa State.....				
at Oklahoma State.....				
at Kansas State.....				
TCU.....				
at Kansas State.....				
Kansas State.....				
TOTAL.....	3	6	2	14

2022 STATISTICS | GAME CAPSULES

GAME-BY-GAME CAPSULES

GAME	1ST DOWNS R-PS-PN	RUSHING ATT-YDS TD	PASSING C-ATT-INT YDS TD	TOTAL PLAYS-YDS	3RD DOWN CONV.	TIME OF POSSESSION
Texas	6-15-1	29-1343	20-29-12492	58-383	5-13	24:34
ULM	4-8-0	41-921	16-23-11670	64-259	6-16	35:26
Texas	5-12-8	33-791	23-34-02920	67-371	5-15	30:44
Alabama	5-11-0	24-1611	27-39-02131	63-374	3-12	29:16
Texas	12-8-1	36-2983	15-23-01611	59-459	4-11	23:39
UTSA	10-15-4	44-1391	26-40-12691	84-804	9-17	36:07
Texas	7-11-2	30-1512	20-30-12772	60-428	3-9	24:06
Texas Tech.....	9-20-2	44-1482	38-56-03312	100-479	7-20	35:54
Texas						
West Virginia						
Texas						
Oklahoma.....						
Texas						
Iowa State.....						
Texas						
Oklahoma State.....						
Texas						
Kansas State.....						
Texas						
TCU.....						
Texas						
Kansas						
Texas						
Baylor.....						

2022 CENTURY CLUB

RUSHING [2]

YARDS	ATTEMPTS	NAME, OPPONENT
183.....	20	Bijan Robinson, UTSA (9/17/2022)
103.....	16	Bijan Robinson, Texas Tech (9/24/2022)

RECEIVING [0]

YARDS	RECEPTIONS	NAME, OPPONENT
-	-	-

2022 STATISTICS | DEFENSE

DEFENSE

DEFENSIVE LEADERS	GP	SOLO	AST	TOTAL	TFL/YDS	SACKS/YDS	INT-YDS	BRUP	QBH	FR-YDS	FF	KICK	SAF
41 Jaylan Ford	4	25	13	38	3.5-20	1-11			1		2		
11 Anthony Cook	4	22	10	32	2-2			1					
0 DeMarvion Overshown	4	20	9	29	3.5-12	1-2		1					
28 Jerrin Thompson	4	18	6	24				1					
23 Jahdae Barron	4	10	10	20	2.5-8		1-44		1				
18 Ovie Oghoufo	4	9	11	20	3.5-12	1-4			1		1		
6 Ryan Watts	4	10	6	16	1-1			2					
3 Diamonte Tucker-Dorsey	4	5	7	12	1.5-7	1-7					1		
90 Byron Murphy II	4	7	4	11	0.5-1				2				
88 Barryn Sorrell	4	2	9	11	2-17	1.5-14			2				
93 TVondre Sweat	4	4	6	10				1	1				
13 Jaylon Guilbeau	4	4	5	9	0.5-1			1	1				
99 Keondre Coburn	4	3	6	9	1-6	1-6							
5 D'Shawn Jamison	4	8		8	1-1	1-1	1-69	3				1	
98 Moro Ojomo	3	3	4	7	1.5-7	0.5-4			1				
33 David Gbenda	4	5	2	7									
36 Michael Taaffe	4	1	4	5	0.5-0								
27 JD Coffey III	2	2	3	5									
21 Kitan Crawford	4	3	1	4									
91 Ethan Burke	3	3	1	4	0.5-0				1				
31 Jamier Johnson	3	4		4									
43 Jett Bush	3	3	1	4									
30 Devin Richardson	2	2	2	4	0.5-1								
45 Vernon Broughton	4	3	1	4	1-1				2				
95 Alfred Collins	3	2	2	4					1				
4 Austin Jordan	4		2	2	0.5-2								
2 Roschon Johnson	4	1	1	2									
97 Kristopher Ross	1		2	2									
32 Prince Dorbah	3		2	2									
94 Jaray Bledsoe	1		1	1									
42 D.J. Harris Jr.	1		1	1									
47 Luke Brockermeyer	1	1		1									
86 Zac Swanson	2	1		1									
1 Justice Finkley	3		1	1									
8 Terrance Brooks	2		1	1									
17 J'Mond Tapp	2		1	1					1				
5 Bijan Robinson	4	1		1									
29 Zach Edwards	3		1	1									
19 Ishmael Ibraheem	1							1					
Totals	4	182	136	318	27-99	8-49	2-113	11	12	0-0	4	1	0
Opponents	4	144	94	238	20-90	7-54	2-25	6	4	1-0	1	1	0

GP - games played • GS - games started • SOLO - unassisted tackles • AST - assisted tackles • TOTAL - total tackles • TFL - tackles for loss • INT - interceptions

SPECIAL TEAMS TACKLES

[illegible]

2022 STATISTICS | DEFENSE

GAME-BY-GAME TACKLES (INDIVIDUAL)

TOTAL TACKLES	UA-A	TOT	ULM	ALA	UTSA	TT	WV	OU	ISU	OSU	KSU	TCU	KU	BU
Jaylan Ford	25-13	38	-	6-4	10-5	9-4								
Anthony Cook	22-10	32	2-1	6-3	3-3	11-3								
DeMarvion Overshown	20-9	29	6-2	5-0	4-6	5-1								
Jerrin Thompson	18-6	24	2-2	4-3	4-0	8-1								
Jahdae Barron	10-10	20	0-1	2-2	3-3	5-4								
Ovie Oghoufo	9-11	20	0-2	3-2	2-5	4-2								
Ryan Watts	10-6	16	1-1	3-2	1-1	5-2								
Diamonte Tucker-Dorsey	5-7	12	2-2	0-1	2-1	1-3								
Byron Murphy II	7-4	11	1-1	1-1	0-2	5-0								
Barryn Sorrell	2-9	11	1-5	0-1	1-2	0-1								
T'Vondre Sweat	4-6	10	1-1	0-1	1-3	2-1								
Jaylon Guilbeau	4-5	9	0-1	-	2-2	2-2								
Keondre Coburn	3-6	9	1-2	1-2	1-2	-								
D'Shawn Jamison	8-0	8	2-0	1-0	2-0	3-0								
David Gbenda	5-2	7	1-1	-	3-0	1-1								
Moro Ojomo	3-4	7	1-2	1-1	1-1	DNP								
JD Coffey III	2-3	5	2-3	DNP	-	DNP								
Michael Taaffe	1-4	5	0-2	-	1-2	-								
Jamier Johnson	4-0	4	2-0	-	2-0	DNP								
Vernon Broughton	3-1	4	1-1	-	-	2-0								
Jett Bush	3-1	4	1-1	-	2-0	DNP								
Ethan Burke	3-1	4	2-1	DNP	1-0	-								
Kitan Crawford	3-1	4	0-1	-	1-0	2-0								
Alfred Collins	2-2	4	DNP	-	1-0	1-2								
Devin Richardson	2-2	4	2-2	DNP	-	DNP								
Roschon Johnson	1-1	2	-	-	-	1-1								
Prince Dorbah	0-2	2	0-2	DNP	-	-								
Kristopher Ross	0-2	2	0-2	DNP	DNP	DNP								
Austin Jordan	0-2	2	-	0-2	-	-								
Bijan Robinson	1-0	1	-	-	-	1-0								
Luke Brockermeyer	1-0	1	1-0	DNP	DNP	DNP								
Zac Swanson	1-0	1	1-0	DNP	-	DNP								
J'Mond Tapp	0-1	1	0-1	DNP	-	DNP								
Jaray Bledsoe	0-1	1	0-1	DNP	DNP	DNP								
Justice Finkley	0-1	1	0-1	DNP	-	-								
Zach Edwards	0-1	1	-	0-1	-	DNP								
Terrance Brooks	0-1	1	0-1	DNP	-	DNP								
D.J. Harris Jr.	0-1	1	0-1	DNP	DNP	DNP								

2022 OFFICIATING CREWS

1 - ULM
 R: Chris Tallent
 U: Rick DiBernardo
 HL: Greg Downum
 LJ: Steve Hoslett
 FJ: Buddy Furqueron
 SJ: John Teague
 BJ: Chris Bailey
 CJ: Craig Hesler

2 - ALABAMA
 R: Scott Campbell
 U: Rick Podraza
 HL: Andy Warner
 LJ: Keith Garmond
 FJ: Matt Mills
 SJ: Marion Seneca
 BJ: Tyree Walton
 CJ: Corey Long

3 - UTSA
 R: Derek Anderson
 U: Michael Henderson
 HL: Doug Moore
 LJ: Quentin Givens
 FJ: Gabriel DeLeon
 SJ: Mark Graves
 BJ: Daniel Young
 CJ: Brian Alos

4 - TEXAS TECH
 R: David Alvarez
 U: Stuart Schake
 HL: Rick Smith
 LJ: Mark Estermyer
 FJ: Joseph Martinez
 SJ: Cory Luxner
 BJ: Terry Jones
 CJ: Ronnie Ford

5 - WEST VIRGINIA
 R:
 U:
 HL:
 LJ:
 FJ:
 SJ:
 BJ:
 CJ:

6 - OKLAHOMA
 R:
 U:
 HL:
 LJ:
 FJ:
 SJ:
 BJ:
 CJ:

7 - IOWA STATE
 R:
 U:
 HL:
 LJ:
 FJ:
 SJ:
 BJ:
 CJ:

8 - OKLAHOMA STATE
 R:
 U:
 HL:
 LJ:
 FJ:
 SJ:
 BJ:
 CJ:

9 - KANSAS STATE
 R:
 U:
 HL:
 LJ:
 FJ:
 SJ:
 BJ:
 CJ:

10 - TCU
 R:
 U:
 HL:
 LJ:
 FJ:
 SJ:
 BJ:
 CJ:

11 - KANSAS
 R:
 U:
 HL:
 LJ:
 FJ:
 SJ:
 BJ:
 CJ:

12 - BAYLOR
 R:
 U:
 HL:
 LJ:
 FJ:
 SJ:
 BJ:
 CJ:

2022 STATISTICS | DEFENSE

DEFENSIVE LEADERS

SACKS	8.0-49	MULTI-TFL GAMES	7	FORCED FUMBLES	4	PASS BREAKUPS	11
Barryn Sorrell	1.5-14	Jaylan Ford	2.0-18, Alabama	Jaylan Ford	2	D'Shawn Jamison	3
Jaylan Ford	1.0-11	Barryn Sorrell	2.0-17, ULM	Ovie Oghoufo	1	Ryan Watts	2
Diamonte Tucker-Dorsey	1.0-7	DeMarvion Overshown	2.0-9, ULM	Diamonte Tucker-Dorsey	1	Anthony Cook	1
Keondre Coburn	1.0-6	Jahdae Barron	2.0-6, Texas Tech			Jaylon Guilbeau	1
Ovie Oghoufo	1.0-4	Ovie Oghoufo	2.0-5, Texas Tech	RECOVERED FUMBLES	0-0	Ishmael Ibraheem	1
DeMarvion Overshown	1.0-2	Anthony Cook	2.0-2, Alabama			DeMarvion Overshown	1
D'Shawn Jamison	1.0-1	Diamonte Tucker-Dorsey	1.5-7, UTSA	INTERCEPTIONS	2-113	T'Vondre Sweat	1
Moro Ojomo	0.5-4			D'Shawn Jamison	1-69	Jerrin Thompson	1
		MULTI-SACK GAMES	1	Jahdae Barron	1-44	BLOCKED PUNTS	1
TACKLES FOR LOSS	27.0-91	Barryn Sorrell (ULM)	1.5-14			D'Shawn Jamison	1
Jaylan Ford	3.5-20	QB PRESSURES	12			BLOCKED FIELD GOALS/PAT	0
Ovie Oghoufo	3.5-12	Vernon Broughton	2				
DeMarvion Overshown	3.5-12	Barryn Sorrell	2				
Barryn Sorrell	2.0-17	Ethan Burke	1				
Jahdae Barron	2.0-6	Alfred Collins	1				
Anthony Cook	2.0-2	Jaylan Ford	1				
Moro Ojomo	1.5-7	Jaylon Guilbeau	1				
Diamonte Tucker-Dorsey	1.5-7	Moro Ojomo	1				
Keondre Coburn	1.0-6	Ovie Oghoufo	1				
Vernon Braughton	1.0-1	T'Vondre Sweat	1				
D'Shawn Jamison	1.0-1	J'Mond Tapp	1				
Ryan Watts	1.0-1						
Jahdae Barron	0.5-2						
Austin Jordan	0.5-2						
Jaylon Guilbeau	0.5-1						
Byron Murphy II	0.5-1						
Devin Richardson	0.5-1						
Ethan Burke	0.5-0						
Michael Taaffe	0.5-0						

GAME-BY-GAME DEFENSIVE STATISTICS (TEAM)

OPPONENT	SACKS	TFL	FF	FR	INT	PBU	P BLK	FG BLK	XP BLK	QBP
ULM.....	3.0.....	8.0.....	0.....	0.....	1.....	2.....	1.....	0.....	0.....	1.....
ALABAMA.....	2.0.....	6.0.....	0.....	0.....	0.....	1.....	0.....	0.....	0.....	7.....
UTSA.....	1.0.....	5.0.....	2.....	0.....	1.....	3.....	0.....	0.....	0.....	4.....
at Texas Tech.....	2.0.....	8.0.....	2.....	0.....	0.....	5.....	0.....	0.....	0.....	0.....
WEST VIRGINIA.....										
vs. Oklahoma.....										
IOWA STATE.....										
at Oklahoma State.....										
at Kansas State.....										
TCU.....										
at Kansas.....										
BAYLOR.....										

2022 STATISTICS | STARTERS

2022 STARTERS (GAME-BY-GAME)

OFFENSE	QB	RB	TE	WR	WR	WR/TE	LT	LG	C	RG	RT
ULM.....	Ewers.....	B. Robinson.....	Sanders.....	Worthy.....	Whittington.....	Helm (TE).....	Banks Jr.....	Conner.....	Majors.....	Hutson.....	Jones
ALABAMA.....	Ewers.....	B. Robinson.....	Sanders.....	Worthy.....	Whittington.....	Cain (WR).....	Banks Jr.....	Conner.....	Majors.....	Hutson.....	Jones
UTSA.....	Card.....	B. Robinson.....	Sanders.....	Worthy.....	Whittington.....	Karic (TE).....	Banks Jr.....	Conner.....	Majors.....	Hutson.....	Jones
at Texas Tech.....	Card.....	B. Robinson.....	Sanders.....	Worthy ..	K. Robinson (RB) ..	R.Johnson (RB).....	Banks Jr.....	Conner.....	Majors.....	Hutson.....	Jones
WEST VIRGINIA.....											
vs. Oklahoma.....											
IOWA STATE.....											
at Oklahoma State.....											
at Kansas State.....											
TCU.....											
at Kansas.....											
BAYLOR.....											

DEFENSE	JACK	DT	NT	END/BUCK	SLB	MLB	WLB/SPUR	CB	BS	FS	CB
ULM.....	Sorrell.....	Ojomo.....	Coburn.....	Oghoufo.....	Overshown.....	Ford.....	Guilbeau (SPUR).....	Jamison.....	Cook.....	J. Thompson.....	Watts
ALABAMA.....	Sorrell.....	Ojomo.....	Coburn.....	Oghoufo.....	Overshown.....	Ford.....	Guilbeau (SPUR).....	Jamison.....	Cook.....	J. Thompson.....	Watts
UTSA.....	Sorrell.....	Ojomo.....	Coburn.....	Oghoufo.....	Overshown.....	Ford.....	Barron (SPUR).....	J. Johnson.....	Cook.....	J. Thompson.....	Watts
at Texas Tech.....	Guilbeau (DB) ..	Broughton ..	Murphy II ..	Collins.....	Blackwell Jr.	Gbenda ..	Barron (SPUR)	Jamison.....	Cook.....	J. Thompson.....	Watts
WEST VIRGINIA.....											
vs. Oklahoma.....											
IOWA STATE.....											
at Oklahoma State.....											
at Kansas State.....											
TCU.....											
at Kansas.....											
BAYLOR.....											

CAREER PARTICIPATIONS/STARTS

Player	Career Games	Career Starts	Consec Games	Consec Starts	Player	Career Games	Career Starts	Consec Games	Consec Starts	Player	Career Games	Career Starts	Consec Games	Consec Starts
Malik Agbo, OL	0	0	0	0	Quinn Ewers, QB	2	2	0	0	Ovie Oghoufo, EDGE	16	11	16	0
Jaden Alexis, WR	1	0	0	0	Charles Faris, K	0	0	0	0	Moro Ojomo, DL	41	28	0	0
Parker Alford, WR	2	0	0	0	Justice Finkley, EDGE	3	0	2	0	Troy Omeire, WR	2	0	0	0
BJ Allen Jr., DB	0	0	0	0	Michael Flanagan, LB	0	0	0	0	DeMarvion Overshown, LB	42	25	4	0
Paxton Anderson, WR	3	0	0	0	Jaylan Ford, LB	26	6	26	0	Colin Page, RB	0	0	0	0
Junior Angilau, OL	34	34	0	0	David Gbenda, LB	29	3	11	1	Logan Parr, OL	8	0	4	0
Ben Armstrong, EDGE	0	0	0	0	Graham Gillespie, DB	0	0	0	0	Remy Patson, WR	0	0	0	0
Gus Asel, WR	0	0	0	0	Sawyer Goram-Welch, DL	5	0	0	0	Isaac Pearson, P	1	0	0	0
Bert Auburn, K	5	0	4	0	Jaylon Guilbeau, DB	4	3	4	1	Will Pliska, OL	0	0	0	0
Michael Balis, OL	1	0	0	0	Aglye Hall, WR	2	0	2	0	Savion Red, WR	2	0	0	0
Ben Ballard, QB	2	0	0	0	Chris Hannon, EDGE	0	0	0	0	Devin Richardson, LB	13	0	0	0
Kelvin Banks Jr., OL	4	4	4	4	D.J. Harris, EDGE	3	0	0	0	Christian Rizzi, DS	1	0	0	0
Jahdae Barron, DB	18	4	11	2	Nathan Hatter, TE	1	0	0	0	Connor Robertson, OL	1	0	0	0
Patrick Bayouth, TE	2	0	0	0	Gunnar Helm, TE	16	1	16	0	Bijan Robinson, RB	23	20	4	4
Reece Beauchamp, WR	0	0	0	0	Myles Hill, TE	0	0	0	0	Keilan Robinson, RB	15	2	6	1
Jahleel Billingsley, TE	0	0	0	0	Cole Hutson, OL	4	4	4	4	Kristopher Ross, DL	1	0	0	0
Morice Blackwell Jr., LB	21	2	3	1	Ishmael Ibraheem, DB	2	0	0	0	Ja'Tavion Sanders, TE	16	4	16	4
Jaray Bledsoe, DL	1	0	0	0	D'Shawn Jamison, DB	52	34	40	1	Winston Smith, LB	0	0	0	0
Jaydon Blue, RB	3	0	2	0	Jamier Johnson, DB	14	1	9	0	Barryn Sorrell, EDGE	10	3	4	0
X'Avion Brice, DB	1	0	0	0	Roschon Johnson, RB	39	5	39	1	Lance St. Louis, DS	1	0	1	0
Luke Brockermeyer, LB	19	10	0	0	Trevell Johnson, LB	0	0	0	0	Will Stone, K	4	0	4	0
Jonathon Brooks, RB	6	0	0	0	Christian Jones, OL	39	26	39	26	Gabe Sulser, WR	2	0	0	0
Terrance Brooks, DB	2	0	0	0	Austin Jordan, DB	4	0	4	0	Zac Swanson, DL	2	0	0	0
Vernon Broughton, DL	19	1	18	1	Andrej Karic, OL	18	3	15	0	T'Vondre Sweat, DL	39	0	39	0
Derrick Brown, LB	0	0	0	0	Koby Kidd, LB	0	0	0	0	Michael Taaffe, DB	4	0	4	0
Aaron Bryant, DL	2	0	0	0	Marshall Landwehr, LB	0	0	0	0	J'Mond Tapp, EDGE	2	0	0	0
Ethan Burke, EDGE	3	0	2	0	Brayden Liebrock, TE	7	0	0	0	Joe Tatum, QB	0	0	0	0
Jett Bush, LB	35	1	8	0	Cole Lourd, QB	0	0	0	0	Brenen Thompson, WR	1	0	0	0
Casey Cain, WR	4	1	4	0	Tannahill Love, DB	0	0	0	0	Jerrin Thompson, DB	26	12	26	5
DJ Campbell, OL	1	0	0	0	Gabriel Lozano, K	0	0	0	0	Daniel Trejo, P	4	0	4	0
Hudson Card, QB	14	4	4	2	Jake Majors, OL	19	18	18	18	Diamonte Tucker-Dorsey, LB	4	0	4	0
Keondre Coburn, DL	42	36	40	0	Carson Marshall, DB	0	0	0	0	Larry Turner-Gooden, DB	1	0	0	0
JD Coffey III, DB	8	0	0	0	Rick McBroom, OL	0	0	0	0	Neto Umeozulu, OL	1	0	0	0
Alfred Collins, DL	25	6	3	1	Hamilton McMartin, WR	0	0	0	0	Ryan Watts, DB	4	4	4	4
Hayden Conner, OL	12	4	7	4	Max Merril, OL	0	0	0	0	Jordan Whittington, WR	18	8	6	0
Anthony Cook, DB	51	19	37	7	Quinn Merritt, WR	0	0	0	0	Cameron Williams, OL	4	0	4	0
Kitan Crawford, DB	24	0	7	0	Tarique Milton, WR	4	0	4	0	Doak Wilson, DB	0	0	0	0
Juan Davis, TE	7	0	0	0	Thatcher Milton, WR	0	0	0	0	Chad Wolf, OL	0	0	0	0
Prince Dorbah, EDGE	5	0	2	0	Maalik Murphy, QB	0	0	0	0	Ky Woods, RB	0	0	0	0
Zach Edwards, DS	15	0	0	0	Byron Murphy II, DL	16	2	16	1	Xavier Worthy, WR	16	16	16	16
Joshua Egbuna, EDGE	0	0	0	0	Isaiah Neyor, WR	0	0	0	0	Charles Wright, QB	3	0	0	0

2022 STATISTICS | STARTERS/PARTICIPATION

# NAME	GP/GS	ULM	ALA	UTSA	TTU	WVU	OU	ISU	OSU	KSU	TCU	KU	BU
0 DeMarvion Overshown	4/3	START	START	START	XXX								
0 Ja'Tavion Sanders	4/4	START	START	START	START								
1 Hudson Card	4/2	XXX	XXX	START	START								
1 Justice Finkley	3/0	XXX	...	XXX	XXX								
2 Roschon Johnson	4/1	XXX	XXX	XXX	START								
3 Diamonte Tucker-Dorsey	4/0	XXX	XXX	XXX	XXX								
3 Quinn Ewers	2/2	START	START								
4 Jordan Whittington	4/3	START	START	START	XXX								
4 Austin Jordan	4/0	XXX	XXX	XXX	XXX								
5 D'Shawn Jamison	4/3	START	START	XXX	START								
5 Bijan Robinson	4/4	START	START	START	START								
6 Ryan Watts	4/4	START	START	START	START								
7 Keilan Robinson	4/1	XXX	XXX	XXX	START								
8 Xavierorthy	4/4	START	START	START	START								
8 Terrance Brooks	2/0	XXX	...	XXX	...								
9 Larry Turner-Gooden	1/0	XXX								
11 Anthony Cook	4/4	START	START	START	START								
11 Brenen Thompson	1/0	XXX								
13 Jaden Alexis	1/0	XXX								
13 Jaylon Guilbeau	4/3	START	START	XXX	START								
14 Charles Wright	2/0	XXX	...	XXX	...								
14 X'Avion Brice	1/0	XXX								
15 Agiye Hall	1/0	XXX	XXX								
15 Will Stone	4/0	XXX	XXX	XXX	XXX								
16 Tarique Milton	4/0	XXX	XXX	XXX	XXX								
17 Savion Red	2/0	XXX	...	XXX	...								
17 J'Mond Tapp	2/0	XXX	...	XXX	...								
18 Ovie Oghoufo	4/3	START	START	START	XXX								
19 Ishmael Ibraheem	1/0	XXX								
21 Kitan Crawford	4/0	XXX	XXX	XXX	XXX								
21 Troy Omeire	2/0	XXX	...	XXX	...								
23 Jahdae Barron	4/2	XXX	XXX	START	START								
23 Jaydon Blue	3/0	XXX	...	XXX	XXX								
24 Jonathon Brooks	2/0	XXX	...	XXX	...								
27 JD Coffey III	2/0	XXX	...	XXX	...								
28 Jerrin Thompson	4/4	START	START	START	START								
29 Zach Edwards	3/0	XXX	XXX	XXX	...								
30 Devin Richardson	2/0	XXX	...	XXX	...								
31 Jamier Johnson	4/1	XXX	XXX	START	XXX								
32 Prince Dorbah	3/0	XXX	...	XXX	XXX								
33 David Gbenda	4/1	XXX	XXX	XXX	START								
35 Daniel Trejo	4/0	XXX	XXX	XXX	XXX								
36 Michael Taaffe	4/0	XXX	XXX	XXX	XXX								
37 Morice Blackwell Jr.	3/1	...	XXX	XXX	START								
41 Jaylan Ford	4/3	START	START	START	XXX								
42 D.J. Harris Jr.	1/0	XXX								
43 Jett Bush	4/0	XXX	XXX	XXX	XXX								
45 Vernon Broughton	4/1	XXX	XXX	XXX	START								
45 Bert Auburn	4/0	XXX	XXX	XXX	XXX								
47 Luke Brockermeyer	1/0	XXX								
48 Patrick Bayouth	1/0	XXX								
49 Isaac Pearson	1/0	XXX								
52 DJ Campbell	1/0	XXX								
53 Aaron Bryant	2/0	XXX	...	XXX	...								
54 Cole Hutson	4/4	START	START	START	START								
56 Cameron Williams	4/0	XXX	XXX	XXX	XXX								
58 Lance St. Louis	1/0	XXX								
62 Connor Robertson	1/0	XXX								
65 Jake Majors	4/4	START	START	START	START								
69 Andrej Karic	4/1	XXX	XXX	START	XXX								
70 Christian Jones	4/4	START	START	START	START								
71 Logan Parr	4/0	XXX	XXX	XXX	XXX								
72 Neto Umeozulu	1/0	XXX								
76 Hayden Conner	4/4	START	START	START	START								
78 Kelvin Banks Jr.	4/4	START	START	START	START								
81 Juan Davis	2/0	XXX	...	XXX	...								
83 Gabe Sulser	2/0	XXX	...	XXX	...								
85 Gunnar Helm	4/1	START	XXX	XXX	XXX								
86 Paxton Anderson	1/0	XXX								
86 Zac Swanson	2/0	XXX	...	XXX	...								
88 Casey Cain	4/1	XXX	START	XXX	XXX								
88 Barryn Sorrell	4/3	START	START	START	XXX								
90 Byron Murphy II	4/1	XXX	XXX	XXX	START								
91 Ethan Burke	3/0	XXX	...	XXX	XXX								
93 T'Vondre Sweat	4/0	XXX	XXX	XXX	XXX								
94 Jaray Bledsoe	1/0	XXX								
95 Alfred Collins	3/1	...	XXX	XXX	START								
97 Kristopher Ross	1/0	XXX								
98 Moro Ojomo	3/3	START	START	START	...								
99 Keondre Coburn	4/3	START	START	START	XXX								