



TEXAS BASEBALL GAME NOTES

SIX-TIME NATIONAL CHAMPIONS | 1949 1950 1975 1983 2002 2005

CONTACT: Kevin Rodriguez (krod@utexas.edu | 817-528-7402)

2022 SCHEDULE & RESULTS

FEBRUARY

18 RICE	W, 7-0
19 RICE	W, 15-1
20 RICE	W, 14-2
22 at A&M-Corpus Christi	W, 12-0
23 at A&M-Corpus Christi	W, 5-4
25 ALABAMA	W, 1-0
26 ALABAMA	W, 2-0
27 ALABAMA	W, 6-1

MARCH

1 at Sam Houston	W, 10-2
4 vs. #17 Tennessee [^]	W, 7-2
5 vs. #7 LSU [^]	W, 6-1
6 vs. UCLA [^]	L, 5-1
8 at Texas State	W, 9-8
9 TEXAS STATE	L, 6-4
12 at South Carolina	W, 9-5
13 at South Carolina	L, 4-2
13 at South Carolina	L, 9-5
15 at College of Charleston	L, 8-4
16 at The Citadel	W, 18-4
18 UIW	W, 19-2
19 UIW	W, 10-2
20 UIW	W, 12-0
22 CENTRAL ARKANSAS	W, 7-2
25 at #16 Texas Tech*	6:30 p.m.
26 at #16 Texas Tech*	2 p.m.
27 at #16 Texas Tech*	2 p.m.
29 TEXAS A&M	6:30 p.m.

APRIL

1 at Oklahoma*	6:30 p.m.
2 at Oklahoma*	12 p.m.
3 at Oklahoma*	12 p.m.
5 UTRGV	6:30 p.m.
8 TCU*	6:30 p.m.
9 TCU*	5 p.m.
10 TCU*	12 p.m.
12 STEPHEN F. AUSTIN	6:30 p.m.
14 at Kansas State	6 p.m.
15 at Kansas State	6 p.m.
16 at Kansas State	4 p.m.
19 AIR FORCE	6:30 p.m.
20 AIR FORCE	4:00 p.m.
22 BAYLOR*	6:30 p.m.
23 BAYLOR*	1 p.m.
24 BAYLOR*	1 p.m.
26 at UTRGV	6:30 p.m.
29 OKLAHOMA STATE*	6:30 p.m.
30 OKLAHOMA STATE*	2:30 p.m.

MAY

1 OKLAHOMA STATE*	1 p.m.
3 HOUSTON BAPTIST	6:30 p.m.
6 at West Virginia*	5:30 p.m.
7 at West Virginia*	3 p.m.
8 at West Virginia*	12 p.m.
10 TEXAS SOUTHERN	6:30 p.m.
17 SAM HOUSTON	6:30 p.m.
19 KANSAS*	6:30 p.m.
20 KANSAS*	6:30 p.m.
21 KANSAS*	2:30 p.m.

All times Central | Home games in **BOLD**

*Big 12 Conference Game

%Whataburger Field | ^at Minute Maid Park | &Globe Life Field

MARCH 25-27 | at TEXAS TECH | DAN LAW FIELD AT RIP GRIFFIN PARK



#2 TEXAS LONGHORNS

RECORD.....18-5 (0-0 Big 12)
RANKING D1 BASEBALL2
HEAD COACH.....David Pierce (Houston '88)
CAREER RECORD.....387-208 (11th season)
RECORD @ TEXAS.....190-99 (6th season)



#16 TEXAS TECH RED RAIDERS

RECORD.....18-4 (0-0 Big 12)
RANKING D1 BASEBALL16
HEAD COACH.....Tim Tadlock (Texas Tech '91)
CAREER RECORD.....793-303 (20th season)
RECORD @ TEXAS TECH.....358-176 (10th season)

PROBABLE PITCHERS

FRIDAY—Texas LHP Pete Hansen (4-0, 2.57) vs. Texas Tech RHP Andrew Morris (2-0, 4.84)

SATURDAY—Texas RHP Tristan Stevens (4-1, 1.17) vs. Texas Tech RHP Brandon Birdsell (3-1, 1.80)

SUNDAY—Texas LHP Lucas Gordon (1-1, 1.61) vs. Texas Tech LHP Mason Molina (1-2, 2.70)

SERIES BY THE NUMBERS

TEXAS	OFFENSE	TEXAS TECH	TEXAS	PITCHING/DEFENSE	TEXAS TECH
.306	Batting Avg.....	.290	2.63	ERA.....	3.81
.410	On-Base Pct.....	.418	202.0	Innings Pitched.....	196.0
.499	Slugging Pct.....	.461	0	Complete Games.....	0
51	Doubles.....	44	5	Saves.....	6
7	Triples.....	6	2.72	Strikeout/Walk Ratio.....	3.05
29	Home Runs.....	25	.219	Opponent Batting Avg.....	.203
120	Walks.....	151	12	Errors.....	20
22-28	Stolen Bases-Att.....	21-21	14	Double Plays.....	7

ALL-TIME SERIES Texas leads, 117-51 | **LAST MEETING:** Texas lost the series, two games to one, in Austin in 2021
IN AUSTIN Texas leads, 57-24 | **IN LUBBOCK** Texas leads, 53-23 | **NEUTRAL SITE** Texas leads, 7-4 | **POSTSEASON** Texas leads, 10-4

LONGHORNS NOTES

THE MATCHUPS—Texas heads back on the road to open up Big 12 Conference play at Texas Tech. The Longhorns make their first trip to Lubbock since winning a series at Rip Griffin Park in 2018. Last season, the Red Raiders won the series at UFCU Disch-Falk Field. The Longhorns and Red Raiders have one common opponent this season, both sweeping Rice.

A LOOK AT THE LONGHORNS—The Longhorns have won five-straight after a tough stretch of games in which they won only one of the previous five. During the current winning streak, Texas is averaging 13.2 runs per game and batting .388 with 15 doubles and 11 homers. Offensively the Longhorns are led by Murphy Stehly, batting .443 with 39 hits, 10 doubles, five homers, 22 RBI and 20 runs scored. Ivan Melendez is the leading run producer with eight doubles, two triples, 10 homers, 34 RBI and 28 runs scored. Eric Kennedy and Douglas Hodo III have done well at the top of the batting order. Kennedy is batting .358 with four doubles, one triple, three homers and 27 runs scored. Hodo is batting .296 with nine doubles, one triple, two homers and 23 runs scored. Starting pitchers Pete Hansen and Tristan Stevens have set the tone on the mound this season. Hansen is 4-0 with a 2.57 ERA and a team-high 33 strikeouts, while Stevens is 4-1 with a 1.17 ERA in 30.2 innings.

TWO-OUT HITTING—Texas has had a knack for scoring runs with two outs this season, driving in 49% of its RBI with two outs. The Longhorns have 81 total two-out RBI of their 166 runs driven in. Ivan Melendez not only leads the team with 33 RBI, but also leads the way with 15 two-out RBI. Douglas Hodo III also has 14 two-out RBI, while Murphy Stehly has 11 and Trey Faltine has 10. Conversely, the Texas pitching staff has been extremely tough with two outs and allowed just 15 two-out RBI this season and held opponents to a .202 batting average with two outs.

TITANIC—Ivan Melendez launched his 10th homer of the season on Tuesday against Central Arkansas, upping his career total at Texas to 23. He currently ranks in the top-10 nationally in home runs (5th), RBI (5th) and total bases (3rd). He also ranks 15th nationally with 28 runs scored and 16th overall with 20 base on balls. Melendez's first titanic blast of the season was a "Monster Shot," making him the first player to clear the batter's eye in center field three times. Last season Melendez burst onto the scene with 13 homers, a .319 batting average and .603 slugging percentage. He also had a stretch in the month of April in which he homered in six-consecutive games.

MURPH DOG—Murphy Stehly has been unstoppable through the first 23 games of the season, batting .443 with 10 doubles, one triple and five homers. He has a hit in all but two games and has 13 games with multiple hits, including just the sixth three-homer game in Texas Baseball history. His versatility has also been on display, playing first base, second base, third base and right field throughout the season.

INFIELD HIT MACHINE—Throughout his career on the Forty Acres, Eric Kennedy has used his speed as a means to get on base. With two bunt singles this season, Kennedy now has 53 career infield singles (30 bunts). Last season he had 27 infield singles, including 16 bunt hits.

MARCH MADNESS—Texas Baseball started the month of March with a tough stretch of 11 games in the first 16 days of the month. Making it even tougher, the majority of those games were away from UFCU Disch-Falk Field, with 10 of 11 on the road. The road was grueling and the Longhorns started the month with a 6-5 record. The back end of the March schedule will be tough as well, starting Big 12 Conference play at Texas Tech, March 25-27, before hosting Texas A&M for a midweek game on March 29.

ON AIR

TV Big 12 Now on ESPN+

Chris Slyvester
Mike Gustafson

LIVESTREAM WatchESPN

RADIO Longhorn IMG Radio | 104.9 FM/1260 AM

Tom Barfield
Keith Moreland

LIVESTATS texastech.statbroadcast.com



BIG 12 CONFERENCE STANDINGS

	BIG 12	PCT.	OVERALL	PCT.
TCU	2-1	.667	15-5	.750
Baylor	1-2	.333	11-9	.550
Texas Tech	0-0	.000	18-4	.818
TEXAS	0-0	.000	18-5	.783
Oklahoma State	0-0	.000	15-6	.714
Oklahoma	0-0	.000	12-7	.632
Kansas State	0-0	.000	11-8	.579
West Virginia	0-0	.000	10-8	.556
Kansas	0-0	.000	8-10	.444

QUICK FACTS

UNIVERSITY & ATHLETICS

SCHOOL.....	The University of Texas
CITY, STATE.....	Austin, TX
FOUNDED.....	1883
ENROLLMENT.....	51,991 (40,916 undergraduate)
NICKNAME.....	Longhorns
SCHOOL COLORS... Burnt Orange(Pantone 159) & White	
HOME FIELD (CAPACITY) ... UFCU Disch-Falk Field (7,373)	
SURFACE.....	FieldTurf
DIMENSIONS ... LF-340', CF-400', RF-325', LCF-370', RCF-365'	
AFFILIATION.....	NCAA Division I
CONFERENCE.....	Big 12 Conference
PRESIDENT.....	Jay Hartzell
VICE PRESIDENT & ATHLETICS DIRECTOR....	Chris Del Conte
ATHLETIC DEPT. PHONE.....	(512) 471-6036
TICKET OFFICE PHONE.....	(512) 471-3333

BASEBALL HISTORY

FIRST YEAR OF BASEBALL.....	1895
ALL-TIME COLLEGIATE RECORD ...	3,497-1,231-28 (.738)
ALL-TIME OVERALL RECORD	3,667-1,379-32 (.725)
ALL-TIME CONFERENCE RECORD	1,427-561-13 (.716)
NATIONAL CHAMPIONSHIPS	6
COLLEGE WORLD SERIES APPEARANCES/LAST ...	37/2021
SUPER REGIONAL APPEARANCES/LAST	11/2021
NCAA REGIONAL APPEARANCES/LAST	58/2021

COACHES & SUPPORT STAFF

HEAD COACH.....	David Pierce
ALMA MATER, YEAR.....	Houston '88
RECORD AT TEXAS/YEARS.....	190-99 (.657)/6
CAREER RECORD/YEARS.....	387-208 (.650)/11
BASEBALL OFFICE PHONE.....	(512) 471-5732
BASEBALL OFFICE FAX.....	(512) 471-5516
ASSISTANT COACH.....	Sean Allen
ALMA MATER, YEAR.....	Houston '01
ASSISTANT COACH.....	Philip Miller
ALMA MATER, YEAR... Northwestern State '05; SHSU '10	
ASSISTANT COACH.....	Troy Tulowitzki
DIR. OF BASEBALL OPERATIONS.....	Heather Vacek
DIR. OF PLAYER DEVELOPMENT.....	Carli Todd
COORDINATOR, PITCHING/HITTING DEV.....	Caleb Longley
BASEBALL ACADEMIC COUNSELOR.....	Kat Hastings
BASEBALL ATHLETIC TRAINER.....	Tom Mendez
BASEBALL STRENGTH COACH.....	Matt Couch
BASEBALL EQUIPMENT MANAGER.....	Chris Quinn
BASEBALL DIETITIAN.....	Sami Fuhrmann

2022 PREVIEW

2021 RECORD.....	50-17
2020 BIG 12 RECORD.....	17-7
POSITION STARTERS RETURNING/LOST.....	6/3
PITCHERS RETURNING/LOST	10/7
LETTERMEN RETURNING/LOST	18/13
NEWCOMERS	17

OTHER MEDIA INFORMATION

WEBSITE.....	TEXASSPORTS.COM
BASEBALL TWITTER.....	@TEXASBASEBALL
BASEBALL INSTAGRAM	@TEXASBASEBALL
RADIO STATION.....	104.9 THE HORN/AM 1260
CONTACT/PLAY-BY-PLAY.....	Craig Way
ADDRESS.....	705 North Lamar, Austin, TX 78703
PHONE/FAX.....	(512) 684-7434 / (512) 473-2233

LONGHORNS NOTES

DEFENSE WINS CHAMPIONSHIPS—It's an old adage that played out well in Texas' journey to a record 37th College World Series appearance in 2021. The Longhorns 2.93 ERA led the NCAA by nearly a quarter of a run and the Big 12 Conference by more than a run. Texas' .980 fielding percentage also led the Big 12 and was the 10th-best percentage in the nation. Through 23 games this season, the Longhorns have a 2.63 ERA and are fielding .986.

FLASHING THE LEATHER—Trey Faltine has been a human highlight reel throughout his career, making the difficult look routine. Last season, the Longhorns shortstop led the Big 12 with 203 assists and ranked second with 40 double plays while sporting a .968 fielding percentage in 308 chances. This season, Faltine currently second in the Big 12 with 68 assists, behind Mitchell Daly with 69. Faltine had a career-high eight assists against UIW on March 20.

COMMANDING THE ZONE—Tristan Stevens' command has been outstanding start to the season, winning four of his first five starts and allowing just four earned runs in 30.2 innings pitched. He's struck out 19 batters and issued just three walks, while holding hitters to a .230 batting average. Last season, Stevens led the Big 12 with 11 wins and he only walked 23 batters in 111.1 innings pitched.

IMMEDIATE IMPACT—Texas struck gold last season with the addition of graduate transfer Mike Antico from St. John's. The outfielder became the first Longhorn and first player in Big 12 history to hit 10 homers and steal 40 bases in a season. This season the Longhorns will hope for a big contribution from grad transfer Skyler Messinger from Kansas. Last season he led Kansas in batting average (.324), games played (56), games started (56), at bats (213), runs (43), hits (69), doubles (19), RBI (39) and slugging percentage (.460).

PRESEASON PICKS—In a vote of the league's head coaches, Texas was selected to finish first in the Preseason Big 12 Baseball Coaches' Poll. The Longhorns landed in the top spot in the poll for the ninth time overall and for the first time since 2010. LHP Pete Hansen was named the Big 12 Conference Preseason Pitcher of the Year, leading seven total Longhorns on the Preseason All-Big 12 team. Tristan Stevens and Ivan Melendez were unanimous selections, while Silas Ardoin, Mitchell Daly, Trey Faltine and Aaron Nixon also landed on the team.

MORE NATIONAL ACCOLADES—Pete Hansen and Tanner Witt were named to the USA Baseball Golden Spikes Award Preseason Watch List to lead a group of seven Longhorns earning national preseason recognition. Hansen and Ivan Melendez were both named first team Preseason All-American by NCBWA and Collegiate Baseball and second team by D1Baseball and Perfect Game. Aaron Nixon earned first team preseason honors from D1Baseball and NCBWA. Witt and Nixon, along with Trey Faltine and Tristan Stevens landed on the Collegiate Baseball preseason second team, joined by Mitchell Daly on the third team. Nixon was also named to the NCBWA Stopper of the Year Preseason Watch List.

HEAR 'EM—In partnership with Learfield IMG College, Texas games will be broadcast on the Austin Radio Network, primarily on 104.9 The Horn and AM 1260. Craig Way handles primary play-by-play duties alongside Roger Wallace. This season fans will also hear analysis from Longhorn greats Keith Moreland, Ty Harrington and Nathan Thornhill throughout the season.

HITTING STREAKS

	LONGEST	CURRENT
Melendez, Ivan	10	3
Kennedy, Eric	9	-
Stehly, Murphy	8	7
Messinger, Skyler	6	6
Faltine, Trey	6	6
Hodo III, Douglas	5	2
Daly, Mitchell	4	1
Ardoin, Silas	3	2
Campbell, Dylan	3	1
O'Dowd, Jack	3	-
Todd, Austin	2	1
Powell, Peyton	1	-
Schuessler, Kimble	1	1

REACHED-BASE STREAKS

	LONGEST	CURRENT
Melendez, Ivan	23	23
Kennedy, Eric	14	6
Hodo III, Douglas	11	11
Stehly, Murphy	8	7
Faltine, Trey	7	6
Ardoin, Silas	6	6
Messinger, Skyler	6	6
Daly, Mitchell	6	6
Campbell, Dylan	4	2
O'Dowd, Jack	4	1
Powell, Peyton	3	-
Todd, Austin	2	1
Kash, Gavin	2	-
Constantine, Cam	1	-
Schuessler, Kimble	1	1
Whitehead, Ace	1	-

TEXAS BY THE NUMBERS

	LAST HR	OFF	MOST HITS, GAME ('22)	MOST RBI, GAME ('22)
Ardoin	3/16/22 at The Citadel	Starling	3, 2x-last 2/23 at A&M-Corpus	4, 3/16 at The Citadel
Campbell	3/23/21 vs. UIW	Walker	3, 2/20 vs. Rice	1, 4x-last 2/27 vs. Alabama
Constantine	-	-	-	1, 3/22 vs. Central Arkansas
Daly	4/25/21 at Oklahoma State	Martin	2, 4x-last 3/18 vs. UIW	3, 3/18 vs. UIW
Faltine	3/16/22 at The Citadel	Graf	3, 3x-last 3/20 vs. UIW	4, 2/19 vs. Rice
Hodo III	3/18/22 vs. UIW	Minter	3, 4x-last 3/20 vs. UIW	3, 3x-last 3/20 vs. UIW
Kash	-	-	-	-
Kennedy	3/18/22 vs. UIW	Calabrese	3, 2x-last 3/20 vs. UIW	4, 2/19 vs. UIW
Melendez	3/22/22 vs. Central Arkansas	Janak	3, 2x-last 3/16 at The Citadel	6, 2/20 vs. Rice
Messinger	3/1/22 at Sam Houston	Rudis	4, 3/22 vs. Central Arkansas	3, 3/18 vs. UIW
O'Dowd	-	-	2, 3/16 at The Citadel	-
Powell	3/13/21 vs. South Carolina	Jordan	1, 3/13 at South Carolina	-
Schuessler	-	-	1, 2x-last 2/18 vs. UIW	-
Stehly	3/20/22 vs. UIW	Rollins	4, 2/18 vs. UIW	6, 2/18 vs. UIW
Todd	3/8/20 vs. Cal State Fullerton	Magrisi	2, 2/22 at A&M-Corpus	3, 2/22 at A&M-Corpus

W-L BY POSITION (STARTS)									
	C	1B	2B	SS	3B	LF	CF	RF	DH
Ardoin	18-3								0-2
Campbell						2-0		4-3	3-0
Constantine									1-0
Daly		18-4							
Faltine				18-5					
Hodo							18-5		
Kennedy						16-5			
Melendez		18-5							
Messinger					16-3				
O'Dowd									4-1
Powell									0-1
Schuessler	0-2								
Stehly			0-1		2-2			5-1	10-1
Todd								9-1	

W-L BY BATTING ORDER (STARTS)									
	1	2	3	4	5	6	7	8	9
Ardoin				5-5	12-0				
Campbell							3-0		6-3
Constantine									1-0
Daly				11-0	1-1		0-1	0-1	5-1
Faltine						1-1		16-4	
Hodo	16-5	1-0							
Kennedy	1-0	14-5							
Melendez			17-5						
Messinger						1-0	14-3		
O'Dowd						3-0	0-1	1-0	
Powell						0-1			
Schuessler						0-1			0-1
Stehly		2-0		1-0	3-3	5-2			5-0
Todd					1-1	7-0			1-0

RUNS SCORED BY INNING											
	1	2	3	4	5	6	7	8	9	10+	Total
Texas	15	20	21	36	34	19	20	9	10	0	184
Opponents	14	4	13	9	12	6	4	4	2	0	68

TEXAS BY THE NUMBERS		
Current streak: W5	Ahead after 6-7-8: 16-0/18-0/18-0	Hit homer: 11-5
Current record: 18-5	Behind after 6-7-8: 0-5/0-4/0-4	Homer with men on: 8-1
Home/Road/Neutral: 10-1/6-3/2-1	Tied after 6-7-8: 2-0/0-0/0-0	Hit multiple homers: 7-0
Day/Night: 9-3/9-2	1-run games: 3-0	Score first: 11-3
Big 12 record: 0-0	2-run games: 1-2	Score 5 or more: 16-1
Series W-L-T (home): 3-0-0	Extra innings: 0-0	Score less than 5: 2-1
Series W-L-T (road): 0-1-0	Collect 10 or more hits: 13-1	Outhit opponents: 15-1
vs. LH/RH starters: 5-1/13-4	Opp. 10 or more hits: 2-2	Outhit by opponents: 2-4
White/Orange/Gray/Cream/Pin: 4-0/5-2/5-2/1-1/3-0	Come-from-behind wins: 8	Opp. come-from-behind wins: 3

MISCELLANEOUS		
Game-Tying & Go-Ahead RBI: Melendez (11), Faltine (6), Kennedy (6), Messinger (5), Hodo (4), Ardoin (2), Stehly (2), Todd (2), Daly (1)	Weekly Awards: Ivan Melendez (3/14 Big 12 Player), Murphy Stehly (3/21 Big 12 Player)	
2-Out RBI (81): Melendez (15), Hodo (14), Stehly (11), Faltine (10), Kennedy (9), Daly (6), Messinger (6), Todd (4), Ardoin (4), Campbell (2)		
Bunt Singles (5): Hodo (2), Kennedy (2), Stehly (1)		
OF Assists (3): Hodo (1), Kennedy (1), Stehly (1)		
Batted Around (3): 2/19 vs. Rice (5th inn.), 2/20 vs Rice (4th inn.), 2/20 vs Rice (5th inn.), 3/8 at Texas State (4th inn.), 3/16 at Citadel (9th inn.), 3/18 vs UIW (5th inn.), 3/19 vs UIW (5th inn.).		

TEXAS PITCHING BY THE NUMBERS									
	W-L-S	G	ERA	IP	H	ER	BB	SO	HR
Totals	18-5-5	23	2.63	202.0	161	59	72	196	13
Big 12	-	-	-	-	-	-	-	-	-
Starters	14-3-0	23	2.85	113.2	93	36	24	97	10
Relievers	4-2-5	23	2.34	88.1	68	23	48	99	3
Home	10-1-2	11	1.36	99.0	67	15	29	92	5
Road	6-3-2	9	4.50	76.0	70	38	33	77	7
Neutral	2-1-1	3	2.00	27.0	24	6	10	27	1
February	8-0-3	8	0.50	72.0	41	4	22	78	2
March	10-5-2	15	3.81	130.0	120	55	50	118	11
April	-	-	-	-	-	-	-	-	-
May	-	-	-	-	-	-	-	-	-
June	-	-	-	-	-	-	-	-	-

MULTIPLE-HIT GAMES					
	2	3	4	5+	TOTAL
Stehly, Murphy	8	4	1	-	13
Melendez, Ivan	8	2	-	-	10
Kennedy, Eric	7	2	-	-	9
Faltine, Trey	5	3	-	-	8
Hodo III, Douglas	4	4	-	-	8
Ardoin, Silas	5	2	-	-	7
Messinger, Skyler	3	2	1	-	6
Daly, Mitchell	4	-	-	-	4
Campbell, Dylan	1	-	-	-	1
Todd, Austin	1	-	-	-	1
O'Dowd, Jack	1	-	-	-	1
TEAM	47	19	2	0	68

MULTIPLE-RBI GAMES					
	2	3	4	5+	TOTAL
Melendez, Ivan	7	-	2	1	10
Faltine, Trey	4	1	1	-	6
Hodo III, Douglas	2	3	-	-	5
Stehly, Murphy	2	1	1	1	5
Kennedy, Eric	3	-	1	-	4
Ardoin, Silas	1	2	1	-	4
Messinger, Skyler	3	1	-	-	4
Daly, Mitchell	2	1	-	-	3
Todd, Austin	-	1	-	-	1
TEAM	24	10	6	2	42

CATCHERS				
	PB	FLD%	CS-ATT.	CS%
Ardoin	2	.994	12-18	67%
Schuessler	1	1.000	0-5	0%
Totals	3	.995	12-23	52%

HOME RUNS					
	1R	2R	3R	SLAM	TOTAL
Melendez	3	4	3	-	10
Faltine	3	3	-	-	6
Stehly	4	-	1	-	5
Kennedy	1	2	-	-	3
Ardoin	1	-	-	1	2
Hodo	-	-	2	-	2
Messinger	-	1	-	-	1
Totals	12	10	6	1	29

WEEKLY RANKING SUMMARY					
POLL	D1	NCBWA	BA	CBN	COACHES
Pre	1	1	1	1	1
Feb. 21	1	1	1	1	1
Feb. 28	1	1	1	1	1
Mar. 7	1	1	1	1	1
Mar. 14	2	3	4	6	2
Mar. 21	2	4	3	4	3
Mar. 28	-	-	-	-	-
Apr. 4	-	-	-	-	-
Apr. 11	-	-	-	-	-
Apr. 18	-	-	-	-	-
Apr. 25	-	-	-	-	-
May 2	-	-	-	-	-
May 9	-	-	-	-	-
May 16	-	-	-	-	-
May 23	-	-	-	-	-
May 30	-	-	-	-	-



HEAD COACH DAVID PIERCE 22

6th season at Texas | 11th season as head coach

HIGH SCHOOL **St. Pius X High School**
JUNIOR COLLEGE **Wharton County Junior College**
ALMA MATER **University of Houston, 1988**

A Texas native who has spent most of his 30-year career coaching in the state, David Pierce was named head baseball coach at The University of Texas on June 29, 2016. Pierce, just the fifth Longhorn head coach since 1911 (with the exception of the war years of 1943-

45 when Blair Cherry was at the helm), is the 13th head coach in 123 years of Texas baseball. Entering his sixth season as the Longhorns' head coach in 2022, Pierce has an overall record of 172-94 at Texas and a 369-203 mark in 10 seasons as a Division I head coach.

The 2021 season saw Texas return to the College World Series and come just one game shy of the CWS Finals. Pierce guided the Longhorns to the Big 12 Championship and their first 50-win season since 2010, while being named the Big 12 Conference Coach of the Year for the second time. He was also recognized as the ABCA Central Regional Coach of the Year, a distinction he had not received since the 2012 season. The Longhorns had 13 total players recognized on the All-Big 12 teams, including the Big 12 Pitcher of the Year Ty Madden. Madden was also named a First Team All-American and became the highest drafted Texas player since Taylor Jungmann in 2011. Including Madden, seven total Texas players were selected in the 2021 MLB Draft. The 2021 Longhorns led the nation with a 2.93 ERA, the best mark for the program since 2014. The pitching staff also totaled 556 strikeouts, the most for a Longhorn pitching staff since 2011. Offensively the Longhorns blasted 68 home runs, the most since a program record 81 in 2010. The team not only hit for power, finishing with more stolen bases (92) than any Texas team in over 15 years.

In just his second season at the helm, Pierce was named Baseball America's National Coach of the Year after guiding the Longhorns to a 42-23 record and back to the College World Series for the first time since 2014. With a 17-7 mark in league play, Pierce, who was named the Big 12 Conference Coach of the Year, led his team to the Big 12 Conference title—the first conference title for Texas since 2011—and hosted both an NCAA Regional and an NCAA Super Regional. In the Austin Regional, the Longhorns went 3-0 with wins over Texas Southern, Texas A&M, and Indiana. In the Super Regional, Texas dropped game one to Tennessee Tech before taking games two and three to send Pierce to Omaha for the first time as head coach. The Longhorns finished ranked in the top eight in every major poll to close out the season and finished first in the nation in double plays (73) and ninth in triples (22). Under Pierce and his staff's tutelage, second baseman Kody Clemens completed one of the best offensive seasons in Texas history. A third-round draft pick by the Detroit Tigers, Clemens was named a unanimous first team All-American at second base, becoming the first to earn that honor under Pierce. Clemens, the ABCA National Player of the Year and a finalist for both the Dick Howser Trophy and the USA Baseball Golden Spikes Award, blasted 24 home runs on the year, good for second in the country and second-most in a single season in Texas Baseball history. Clemens also ranked nationally in total bases (second, 180), slugging percentage (fifth, .726), and RBI (12th, 72).

In his first season leading the Longhorns, Pierce led Texas to a 39-24 record, a 14-win improvement from the 2016 campaign. Texas came within one win of taking the Big 12 Conference tournament title before earning a No. 2 seed in the Long Beach Regional. Texas won its first two games of the regional before its season came to a close at the hands of LBSU. As a team, the Longhorns finished in the top 10 nationally in several statistical categories including double plays turned (fourth, 65), fielding percentage (fourth, .982), earned run average (ninth, 3.15), and hits allowed per nine innings (ninth, 7.60). Right-handed pitcher Morgan Cooper, a third team All-America selection, was taken in the second round of the MLB Draft, the first of 11 Longhorns to be selected in 2017, the most for any school. In Pierce's two seasons, a total of 16 Longhorns have been chosen in the draft.

The 56-year-old Pierce came to Texas from Tulane, where he spent the previous two seasons as head coach following a three-year stint at Sam Houston State in the same role. Pierce's teams have qualified for the NCAA tournament in seven years with him at the helm, and including his time as an assistant, Pierce was a part of programs that advanced to the postseason in 18 consecutive years, played in eight Super Regionals and reached five College World Series, winning a title in 2003 with Rice. In the summer of 2016, he was also named an assistant coach with the U.S. Collegiate National Team. Joining the Tulane Green Wave in 2015, the Houston native guided the school into its first season in the American Athletic Conference. His team posted a school-record nine shutouts, which ranked fourth in the nation, en route to a 35-25 record and the program's first regional appearance since 2008.

Pierce's second season at Tulane brought even more success as he led the 2016 Green Wave to a 41-21 record, a regular season AAC championship and a second-consecutive regional appearance. The 41 wins were the most for the program since 2006. The team led the nation with 13 shutouts and ranked in the top 25 in both ERA (23rd/3.24) and WHIP (25th/1.24), while belting out 66 home runs, which was tied for 13th nationally. Tulane produced two third-round picks in the 2016 Major League Baseball Draft in catcher Jake Rogers and shortstop Stephen Alemas with Rogers becoming Tulane's highest draft pick since 2008. Seven players earned All-AAC honors, including four first-team selections, while starting pitcher Ross Massey was named freshman All-America after leading the conference and tying for 18th in the nation in victories (10).

In three seasons as head coach at Sam Houston State, Pierce compiled a record of 121-63 (.658). During his tenure, the Bearkats made three straight NCAA Regional appearances for just the second time in program history. Sam Houston State was crowned Southland Conference champions in each of his three seasons (the program's only previous league title came in 1989), and Pierce was named the conference coach of the year in both 2012 and 2013. The recognition in back-to-back years made him the first Southland Conference coach to earn consecutive honors since UTSA's Sherman Corbett (2007-08).

In his first season as head coach in 2012, the Bearkats were ranked in each of the major Division I polls for the first time in program history. He was honored as an American Baseball Coaches Association (ABCA) Regional Coach of the Year that season. In 2014, his final season in Huntsville, Pierce guided SHSU to a 43-19 record, the second-highest single-season win total for the Bearkats since they joined Division I in 1987. The team ranked in the top 25 in the nation and second in the conference in both ERA (17th/2.73) and hits (25th/610). It also led the conference in scoring (5.7 rpg), home runs (31) and slugging percentage (.390).

A native of Houston, Pierce was born on October 13, 1962. He and his wife, Susan, have two children and one grandchild. Pierce's daughter, Chelsea, graduated from The University of Texas in 2012 is married to husband Bryan Caffey, and the couple have two daughters, Beckett and Lochlan. David and Susan's son, Shea, played for his father at both Sam Houston (2012-15) and Tulane (2016).

PLAYING CAREER

1982-83	Wharton County Junior College
1984-85	Houston

COACHING CAREER

1989-90	St. Pius X High School	Head Coach
1991	Rice	Assistant Coach
1992-95	Episcopal High School	Assistant Coach
1996-01	J. Frank Dobie High School	Head Coach
2001-02	Houston	Assistant Coach
2003-11	Rice	Assistant Coach
2012-14	Sam Houston State	Head Coach
2015-16	Tulane	Head Coach
2017-present	Texas	Head Coach

YEAR-BY-YEAR COACHING RECORD

Yr.	School	Record	Pct.	Conf.	Pct.	Postseason
2012	Sam Houston	40-22	.645	24-9 (1 st)	.727	NCAA Regional
2013	Sam Houston	38-22	.633	20-7 (1 st)	.741	NCAA Regional
2014	Sam Houston	43-19	.694	22-8 (1 st)	.733	NCAA Regional
2015	Tulane	35-25	.583	13-11 (T3 rd)	.542	NCAA Regional
2016	Tulane	41-21	.661	15-7 (1 st)	.682	NCAA Regional
2017	Texas	39-24	.619	11-12 (6 th)	.478	NCAA Regional
2018	Texas	42-23	.646	17-7 (1 st)	.708	World Series
2019	Texas	27-27	.500	7-16 (9 th)	.304	-
2020	Texas	14-3	.824	0-0	-	-
2021	Texas	50-17	.746	17-7 (1 st)	.708	World Series
2022	Texas	18-5	.783	-	-	-
Total	10 seasons	387-208	.650	146-84	.635	

8 Regionals, 2 Super Regional, 2 College World Series

COACHING HONORS

2021	ABCA Regional Coach of the Year
2021	Big 12 Conference Coach of the Year
2018	Baseball America National Coach of the Year
2018	Big 12 Conference Coach of the Year
2016	Assistant Coach - U.S. Collegiate National Team
2013	Southland Conference Coach of the Year
2012	Southland Conference Coach of the Year
2012	ABCA Regional Coach of the Year

COACHING STAFF



9 SEAN ALLEN
Assistant Coach
6th Season
Houston, 2001



12 PHILIP MILLER
Assistant Coach
6th Season
Northwestern St., 2005



2 TROY TULOWITZKI
Assistant Coach
3rd Season

2022 TEXAS ROSTER

#	NAME	POS.	B/T	HT.	WT.	YR.	HOMETOWN / HIGHSCHOOL
0	Trey Faltine	INF	R/R	6-2	198	R-So.	Richmond, Texas / Travis
4	Silas Ardoin	C	R/R	6-0	215	R-So.	Moss Bluff, La. /Sam Houston (La.)
5	Skyler Messinger	INF	R/R	6-3	220	R-Sr.	Niwot, Colo. / Niwot / Kansas
6	Gavin Kash	INF	L/R	6-3	198	Fr.	Sour Lake, Texas / Monsignor Kelly Catholic
7	Douglas Hodo III	OF	R/R	6-0	185	R-So.	Boerne, Texas / Boerne
8	Dylan Campbell	INF/OF	R/R	5-11	205	So.	Houston, Texas / Strake Jesuit
10	Kimble Schuessler	C	R/R	6-2	205	So.	Llano / Llano / Texas A&M
11	Tanner Witt	RHP	R/R	6-5	215	So.	Houston, Texas / Episcopal
13	Lucas Gordon	LHP	L/L	6-1	193	So.	Los Angeles, Calif. / Notre Dame
14	Murphy Stehly	INF	R/R	5-10	205	R-Sr.	Carlsbad, Calif. / Santa Fe Christian / Orange Coast
15	Peyton Powell	UTL	L/R	6-1	195	R-So.	Robinson, Texas / Robinson
17	Ivan Melendez	INF	R/R	6-3	225	R-Jr.	El Paso, Texas / Coronado / Odessa
19	Mitchell Daly	INF	R/R	6-1	185	So.	Madison, Ala. / Bob Jones
24	Chase Lummus	LHP	L/L	6-1	205	R-Fr.	Godley, Texas / Godley
27	Jack O'Dowd	INF	L/R	6-2	195	So.	Nashville, Tenn. / Lipscomb Academy / Vanderbilt
28	Ace Whitehead	OF/LHP	L/L	5-11	185	Fr.	Lampasas, Texas / Lampasas
29	Cam Constantine	OF	R/R	6-0	200	R-Fr.	McKinney, Texas / McKinney North
30	Eric Kennedy	OF	L/R	5-11	203	R-Jr.	Tampa, Fla. / Calvary Christian
31	Jace Hutchins	RHP	R/R	6-5	220	R-So.	College Station, Texas / College Station / Blinn
33	Pete Hansen	LHP	R/L	6-2	205	R-So.	El Dorado Hills, Calif. / Oak Ridge
34	Joshua Stewart	RHP	R/R	6-2	185	Fr.	Georgetown, Texas / St. Dominic Savio Catholic
35	Tristan Stevens	RHP	R/R	6-2	200	R-Sr.	Springfield, Mo. / Kickapoo / MCC-Maple Woods
36	Daniel Blair	RHP	R/R	6-3	205	R-Jr.	Peachtree City, Ga. / Spartanburg Methodist / Winthrop
37	Zane Morehouse	RHP	R/R	6-4	200	R-So.	Dawson, Texas / Dawson / Bossier / Dyersburg
38	Caden Noah	LHP	L/L	5-10	190	So.	Longview, Texas / Spring Hill
39	Travis Sthele	RHP	R/R	6-0	198	R-Fr.	San Antonio, Texas / Reagan
41	Aaron Nixon	RHP	R/R	6-1	205	So.	McAllen, Texas, / McAllen
42	Jack Arthur	OF/RHP	R/R	6-1	195	Fr.	Flower Mound, Texas / Flower Mound
43	Alec Grossman	RHP	R/R	5-10	170	Fr.	Austin, Texas / Lake Travis
44	Austin Todd	OF	R/R	6-1	195	R-Sr.	Round Rock, Texas / Round Rock
45	Coy Cobb	RHP	R/R	6-4	195	R-Jr.	Katy, Texas / Katy
46	Marcus Olivarez	RHP	R/R	6-3	200	R-Sr.	Columbus, Texas / Columbus / Lamar
47	Sam Walbridge	LHP	L/L	6-5	210	R-So.	San Antonio, Texas / Saint Mary's Hall
48	Cameron O'Banan	RHP	R/R	6-2	185	Fr.	Dripping Springs, Texas / Dripping Springs
49	Jared Southard	RHP	R/R	6-2	220	R-So.	Leander, Texas / Rouse
53	Luke Harrison	LHP	L/L	6-2	175	Fr.	Friendswood, Texas / Lutheran South Academy
54	Cameron Dayton	1B/LHP	L/L	6-3	207	Jr.	Round Rock, Texas / Round Rock / Midland
56	Justin Eckhardt	RHP	R/R	6-2	205	R-So.	Sealy, Texas / Sealy
57	Lebarron Johnson Jr.	RHP	R/R	6-4	207	R-Fr.	Jacksonville, Fla. / Paxon School for Advanced Studies
58	Carson McKinney	RHP	R/R	6-4	225	Fr.	Birmingham, Ala. / Briarwood Christian
88	André Duplantier II	RHP	R/R	6-2	215	R-Fr.	Humble, Texas / Summer Creek

#	Name	Pos.
4	Silas Ardoin	C
42	Jack Arthur	OF/RHP
36	Daniel Blair	RHP
8	Dylan Campbell	INF/OF
45	Coy Cobb	RHP
29	Cam Constantine	OF
19	Mitchell Daly	INF
54	Cameron Dayton	1B/LHP
88	André Duplantier II	RHP
56	Justin Eckhardt	RHP
0	Trey Faltine	INF
13	Lucas Gordon	LHP
43	Alec Grossman	RHP
33	Pete Hansen	LHP
53	Luke Harrison	LHP
7	Douglas Hodo III	OF
31	Jace Hutchins	RHP
57	Lebarron Johnson Jr.	RHP
6	Gavin Kash	INF
30	Eric Kennedy	OF
24	Chase Lummus	LHP
58	Carson McKinney	RHP
17	Ivan Melendez	INF
5	Skyler Messinger	INF
37	Zane Morehouse	RHP
41	Aaron Nixon	RHP
38	Caden Noah	LHP
48	Cameron O'Banan	RHP
27	Jack O'Dowd	INF
46	Marcus Olivarez	RHP
15	Peyton Powell	UTL
10	Kimble Schuessler	C
49	Jared Southard	RHP
14	Murphy Stehly	INF
35	Tristan Stevens	RHP
34	Joshua Stewart	RHP
39	Travis Sthele	RHP
44	Austin Todd	OF
47	Sam Walbridge	LHP
28	Ace Whitehead	OF/LHP
11	Tanner Witt	RHP

PRONUNCIATION: TREY FALTINE (FAL-TEE-NEE); SILAS ARDOIN (CY-LISS ARD-WANN); SKYLAR MESSINGER (MESSENGER); KIMBLE SCHUESSLER (SHOO-SLER); MURPHY STEHLY (STAY-LEE); CHASE LUMMUS (LOO-MISS); JARED SOUTHARD (SUH-THERD); JUSTIN ECKHARDT (ECK-HEART); TRAVIS STELE (STAY-LEE); ANDRE DUPLANTIER (DOO-PLAN-TEE-AY)

COACHING STAFF

22	David Pierce	Head Coach
9	Sean Allen	Assistant Coach
12	Philip Miller	Assistant Coach
5	Troy Tulowitzki	Assistant Coach
	Heather Vacek	Director of Operations
	Matt Couch	Athletic Performance
	Tom Mendez	Assistant Athletic Trainer
	Carli Todd	Director of Player Development
	Caleb Longley	Coordinator Hitting/Pitching Dev.
	Chris Quinn	Equipment Manager

ROSTER BREAKDOWN BY CLASS

R-Senior (5): Messinger, Olivarez, Stehly, Stevens, Todd
R-Junior (4): Blair, Cobb, Kennedy, Melendez
Junior (1): Dayton
R-Sophomore (10): Ardoin, Eckhardt, Faltine, Hansen, Hodo, Hutchins, Morehouse, Powell, Southard, Walbridge
Sophomore (8): Campbell, Daly, Gordon, Nixon, Noah, O'Dowd, Schuessler, Witt
R-Freshmen (5): Constantine, Duplantier, Johnson, Lummus, Sthele
Freshmen (8): Arthur, Grossman, Harrison, Kash, McKinney, O'Banan, Stewart, Whitehead

ROSTER BREAKDOWN BY POSITION

LHP (8): Dayton, Gordon, Hansen, Harrison, Lummus, Noah, Walbridge, Whitehead
RHP (18): Arthur, Blair, Cobb, Duplantier, Eckhardt, Grossman, Hutchins, McKinney, Morehouse, Nixon, Johnson, O'Banan, Olivarez, Southard, Sthele, Stevens, Stewart, Witt
C (3): Ardoin, Constantine, Schuessler
INF (9): Campbell, Daly, Dayton, Faltine, Kash, Melendez, Messinger, O'Dowd, Stehly
OF (7): Arthur, Campbell, Constantine, Hodo, Kennedy, Todd, Whitehead
UTL (1): Powell



2022 TEXAS LONGHORNS BASEBALL



0 TREY FALTINE
INF R/R 6-2 195 R-So.
Richmond, Texas



4 SILAS ARDOON
C R/R 5-11 200 R-So.
Moss Bluff, La.



5 SKYLER MESSINGER
IF R/R 6-3 220 R-Sr.
Niwot, Colo.



6 GAVIN KASH
IF R/R 6-3 198 Fr.
Sour Lake, Texas



7 DOUGLAS HODO III
OF R/R 6-0 185 R-So.
Boerne, Texas



8 DYLAN CAMPBELL
RHP R/R 5-11 205 So.
Houston, Texas



10 KIMBLE SCHUESSLER
C R/R 6-2 205 So.
Llano, Texas




11 TANNER WITT
RHP R/R 6-5 215 So.
Houston, Texas



13 LUCAS GORDON
LHP L/L 6-1 193 So.
Los Angeles, Calif.



14 MURPHY STEHLY
INF R/R 5-10 205 R-Sr.
Carlsbad, Calif.



15 PEYTON POWELL
C L/R 6-1 195 R-So.
Robinson, Texas




17 IVAN MELENDEZ
INF R/R 6-3 225 R-Jr.
El Paso, Texas




19 MITCHELL DALY
INF R/R 6-1 185 So.
Madison, Ala.



24 CHASE LUMMUS
LHP L/L 6-1 205 R-Fr.
Godley, Texas



27 JACK O'DOWD
IF L/R 6-2 195 R-So.
Nashville, Tenn.



28 ACE WHITEHEAD
OF/RHP L/L 5-11 185 Fr.
Lampasas, Texas



29 CAM CONSTANTINE
C/OF R/R 6-0 200 R-Fr.
McKinney, Texas



30 ERIC KENNEDY
OF L/R 5-11 203 R-Jr.
Tampa, Fla.



31 JACE HUTCHINS
RHP L/R 6-5 220 R-So.
College Station, Texas



33 PETE HANSEN
LHP R/L 6-2 200 R-So.
El Dorado Hills, Calif.



34 JOSHUA STEWART
RHP R/R 6-2 185 Fr.
Georgetown, Texas




35 TRISTAN STEVENS
RHP R/R 6-2 200 R-Sr.
Springfield, Mo.



36 DANIEL BLAIR
RHP R/R 6-3 205 R-Jr.
Peachtree City, Ga.



37 ZANE MOREHOUSE
RHP R/R 6-4 200 R-So.
Dawson, Texas



38 CADEN NOAH
LHP L/L 5-10 190 So.
Longview, Texas



39 TRAVIS STEHLE
RHP R/R 6-0 198 R-Fr.
San Antonio, Texas




41 AARON NIXON
RHP R/R 6-1 205 So.
McAllen, Texas



42 JACK ARTHUR
INF/RHP R/R 6-1 195 Fr.
Flower Mound, Texas



43 ALEC GROSSMAN
RHP R/R 5-10 170 Fr.
Austin, Texas



44 AUSTIN TODD
OF R/R 6-1 195 R-Sr.
Round Rock, Texas



45 COY COBB
RHP R/R 6-4 193 R-Jr.
Katy, Texas



46 MARCUS OLIVAREZ
RHP R/R 6-3 200 R-Sr.
Columbus, Texas



47 SAM WALBRIDGE
LHP L/L 6-5 210 R-So.
San Antonio, Texas



48 CAMERON O'BANAN
RHP R/R 6-2 185 Fr.
Dripping Springs, Texas



49 JARED SOUTHARD
RHP R/R 6-2 220 R-So.
Leander, Texas



53 LUKE HARRISON
LHP L/L 6-2 175 Fr.
Friendswood, Texas



54 CAMERON DAYTON
1B/LHP L/L 6-3 207 Jr.
Round Rock, Texas



56 JUSTIN ECKHARDT
RHP R/R 6-2 205 R-So.
Sealy, Texas



57 LEBARRON JOHNSON, JR.
RHP R/R 6-4 207 R-Fr.
Jacksonville, Fla.



58 CARSON MCKINNEY
RHP R/R 6-4 225 Fr.
Birmingham, Ala.



88 ANDRE DUPLANTIER II
RHP R/R 6-2 215 R-Fr.
Humble, Texas



22 DAVID PIERCE
Head Coach
6th Season



9 SEAN ALLEN
Assistant Coach
6th Season



12 PHILIP MILLER
Assistant Coach
6th Season



2 TROY TULOWITZKI
Assistant Coach
3rd Season

PROBABLE STARTING PITCHER



LEFT-HANDED PITCHER
PETE HANSEN 33

CLASS **R-Sophomore** HOMETOWN **El Dorado Hills, Calif.** HIGH SCHOOL **Oak Ridge**

2021 SEASON Named to the NCBWA Freshman All-America first team...named an Honorable Mention All-Big selection...made 19 total appearances with 14 starts on the mound...finished with a 9-1 record and a 1.88 ERA in 91 innings pitched...struck out 80 batters to only 23 walks and held opponents to a .201 batting average against...made first start of the season with three scoreless innings against BYU (2/24)...picked up first win of the season in a designated start with four innings pitched against Sam Houston (3/9)...pitched six scoreless innings with six strikeouts in the win over SFA (4/7)...tossed a career-high 8.1 innings and allowed just one run at Texas State (4/20)...pitched 7.2 innings of relief with seven strikeouts against Texas Tech (5/2) and picked up the win...moved into the weekend rotation to finish the season...pitched seven shutout innings at TCU (5/9)...pitched six innings with six strikeouts against West Virginia (5/22) as Texas won the Big 12 title...pitched twice at the College World Series, first with two scoreless innings of relief against Mississippi State and then a 5.2 inning start with six strikeouts and two runs allowed.

2020 SEASON Named a shortened season Freshman All-American by Collegiate Baseball Newspaper...did not allow an earned run during shortened first season at Texas...pitched 17 innings and struck out 18 batters with only two walks allowed...opponents batted just .158 against...made a total of six appearances, including one start, and posted a 2-0 record with one save...pitched 3.2 shutout innings of relief against Cal State Fullerton to pick up second win of the season...had six strikeouts over 5.0 innings during his first career win against Sam Houston State on Feb. 25...had four strikeouts over 3.0 innings, earning his first career save against UTSA on Feb. 18...first appearance on the mound was at Rice on Feb. 15.

HIGH SCHOOL A two-year starter and three-year letterman at Oak Ridge High School under head coach Todd Melton...also played outfield and first base at Oak Ridge...named Most Valuable Pitcher at the Perfect Game World Series in 2018...named first team SFL and second team All-Metro as a junior...a two-time participant in the Area Code Games, representing the Athletics.

PERSONAL Son of Tom Hansen...has one brother, Cole, and one sister, Bridget...was born in Texas but moved to California at age 5.


CAREER GAME-BY-GAME																						
Date	OPPONENT	GS	IP	H	R	ER	BB	SO	2B	3B	HR	WP	BK	HBP	IBB	Score	W	L	SV	ERA	NP	
Feb 15, 2020	Rice		2.0	1	0	0	0	2	0	0	0	0	0	0	0	4-0	0	0	0	0.00	31	
Feb 18, 2020	UTSA		3.0	3	0	0	0	4	0	0	0	0	0	0	0	6-2	0	0	1	0.00	35	
Feb 25, 2020	SAM HOUSTON	*	5.0	2	1	0	1	6	0	0	0	0	0	0	0	4-1	1	0	1	0.00	70	
Feb 29, 2020	Arkansas		1.2	1	0	0	0	2	0	0	0	0	0	1	0	8-7	1	0	1	0.00	27	
Mar 03, 2020	ARIZONA		1.2	0	0	0	0	2	0	0	0	0	0	0	0	6-8	1	0	1	0.00	17	
Mar 07, 2020	CSU-FULLERTON		3.2	2	0	0	1	2	0	0	0	0	0	0	0	4-3	2	0	1	0.00	46	
Feb 20, 2021	Mississippi State		1.0	3	2	1	1	1	0	0	0	0	1	0	0	3-8	0	0	0	9.00	27	
Feb 24, 2021	BYU	*	3.0	0	0	0	2	2	0	0	0	0	0	0	0	3-1	0	0	0	2.25	50	
Mar 03, 2021	Texas State	*	2.1	3	2	1	1	2	0	1	0	1	0	0	0	10-3	0	0	0	2.84	49	
Mar 09, 2021	SAM HOUSTON	*	4.0	4	2	2	0	3	1	0	0	0	0	0	0	15-9	1	0	0	3.48	73	
Mar 16, 2021	UTRGV	*	5.0	5	2	2	1	4	1	0	0	0	0	0	0	15-2	2	0	0	3.52	61	
Mar 23, 2021	UIW	*	4.1	4	0	0	2	4	0	0	0	0	0	0	0	10-1	2	0	0	2.75	77	
Mar 30, 2021	Texas A&M	*	5.1	4	1	1	2	3	0	0	1	0	0	1	0	0-2	2	1	0	2.52	69	
Apr 07, 2021	STEPHEN F. AUSTIN	*	6.0	2	0	0	3	3	0	0	0	0	0	0	0	9-1	3	1	0	2.03	82	
Apr 11, 2021	KANSAS STATE		1.0	0	0	0	0	2	0	0	0	0	0	0	0	9-2	3	1	0	1.97	16	
Apr 14, 2021	NEVADA	*	7.0	6	3	3	1	2	3	0	0	0	0	0	0	6-5	3	1	0	2.31	81	
Apr 20, 2021	Texas State	*	8.1	3	1	1	0	4	0	0	0	0	0	0	0	5-1	4	1	0	2.09	92	
Apr 25, 2021	Oklahoma State		2.0	3	1	1	1	3	0	0	1	0	0	0	0	3-7	4	1	0	2.19	39	
May 02, 2021	TEXAS TECH		7.2	7	1	1	0	7	2	0	0	0	0	0	0	11-3	5	1	0	2.05	94	
May 09, 2021	TCU	*	7.0	2	0	0	3	4	0	0	0	0	0	1	0	9-3	6	1	0	1.83	95	
May 22, 2021	WEST VIRGINIA	*	6.0	2	1	1	4	6	0	0	0	0	0	0	0	12-2	7	1	0	1.80	83	
May 28, 2021	West Virginia	*	6.2	6	2	2	0	9	2	0	0	0	0	0	0	3-2	8	1	0	1.88	98	
Jun 06, 2021	FAIRFIELD	*	6.2	6	2	1	0	13	3	0	0	0	0	0	0	12-2	9	1	0	1.84	91	
Jun 20, 2021	Mississippi State		2.0	1	0	0	0	2	0	0	0	0	0	0	0	1-2	9	1	0	1.79	26	
Jun 24, 2021	Virginia	*	5.2	5	2	2	2	6	1	0	1	1	0	0	0	6-2	9	1	0	1.88	89	
Feb 18, 2022	RICE	*	6.0	3	0	0	1	8	1	0	0	0	0	0	0	7-0	1	0	0	0.00	78	
Feb 25, 2022	ALABAMA	*	5.0	4	0	0	1	8	2	0	0	0	0	0	0	1-0	1	0	0	0.00	86	
Mar 04, 2022	Tennessee	*	6.0	5	1	1	1	5	0	0	1	0	0	1	0	7-2	2	0	0	0.53	90	
Mar 12, 2022	South Carolina	*	6.0	9	5	5	2	6	2	0	1	1	0	0	0	9-5	3	0	0	2.35	98	
Mar 18, 2022	UIW	*	5.0	4	2	2	1	6	2	0	0	0	0	0	0	19-2	4	0	0	2.57	72	

CAREER STATISTICS																						
Year	ERA	W	L	App	GS	CG	SHO	CBO	SV	IP	H	R	ER	BB	SO	2B	3B	HR	BF	B/Avg	WP	HBP
2020	0.00	2	0	6	1	0	0	1	1	17.0	9	1	0	2	18	0	0	0	60	.158	0	1
2021	1.88	9	1	19	14	0	0	0	0	91.0	66	22	19	23	80	13	1	3	358	.201	2	2
2022	2.57	4	0	5	5	0	0	2	0	28.0	25	8	8	6	33	7	0	2	110	.245	1	1
TOTAL	1.79	15	1	30	20	0	0	3	1	136.0	100	31	27	31	131	20	1	5	528	.205	3	4

SINGLE GAME CAREER HIGHS

Innings pitched: 8.1, at Texas State, Apr 20, 2021
Walks allowed: 4, West Virginia, May 22, 2021
Strikeouts: 13, at Fairfield, Jun 06, 2021
Batters faced: 28, Nevada, Apr 14, 2021 ; Texas Tech, May 02, 2021
Field chances: 3, Stephen F. Austin, Apr 07, 2021 ; Nevada, Apr 14, 2021 ; UTRGV, Mar 16, 2021
Putouts: 1, 4 times
Assists: 3, Nevada, Apr 14, 2021
Runners CS: 2, at South Carolina, Mar 12, 2022

PROBABLE STARTING PITCHER



RIGHT-HANDED PITCHER TRISTAN STEVENS 35

CLASS **R-Senior** HOMETOWN **Springfield, Mo.** HIGH SCHOOL **Kickapoo** PREVIOUS SCHOOL **MCC-Maple Woods**

2021 SEASON First Team All-Big 12 starting pitcher after moving into the weekend rotation in 2021...led the Longhorns with an 11-3 record on the mound...finished with a 3.31 ERA and 77 strikeouts in 111.1 innings pitched...picked up first win of the season with six scoreless innings against South Carolina (3/13)...won seven-straight starts from March 13 to April 24...struck out a season-high seven batters on two occasions, against Oklahoma (3/27) and Oklahoma State (4/24)...pitched a career-high eight innings in a win over West Virginia (5/21)...started in the Super Regional win over South Florida to send Texas to the College World Series.

2020 SEASON Named to the Academic All-Big 12 second team...tied for the team lead with eight relief appearances...recorded a 1.50 ERA with a 2-0 record in six innings pitched with six strikeouts...opponents batted just .227 against him...regularly asked to pitch in situations with inherited runners and only allowed five of 12 runners to score...did not allow a run over his last three outings of the season...pitched a scoreless inning with three strikeouts against Arizona on March 3...allowed one hit over 2 innings and got the win against UTSA on Feb. 18...recorded his first win of the season at Rice on Feb. 16...first appearance on the mound was at Rice on Feb. 14.

2019 SEASON Named to Academic All-Big 12 second team...made a team-high 23 appearances on the mound in 2019...finished with a 5.31 ERA and a 3-2 record in 20.1 innings pitched...picked up the win in the season finale, pitching 2.1 innings and allowing just one run with three strikeouts...tossed back-to-back scoreless outings with one inning against Incarnate Word on May 14 and Oklahoma on May 16...went six-straight outings without allowing a run, spanning six innings, from March 31 to April 16...struck out a season-high four batters in 2.1 innings pitched against Kansas State on April 14...picked up the win with 0.2 innings pitched against Arkansas on March 20...first win of the season was against UTRGV on March 5...first appearance was on Feb.16 at Louisiana

2018 SEASON Made two starts on the season...allowed one run on one hit and two walks on April 24 vs. Houston...made his first career appearance/start on April 17 vs. UTRGV, going two scoreless and allowing two hits...named to the Fall 2017 and Spring 2018 Big 12 Commissioner's Honor Roll.

MAPLE WOODS JC (2017) Made just five appearances at MCC-Maple Woods and went 3-1 in 20.2 innings of work before undergoing Tommy John surgery.

HIGH SCHOOL Started and lettered in three seasons at Kickapoo High School (Mo.) under head coach Jason Howser... earned all-conference honors and academic honor roll in each of those three seasons...as a senior, compiled a 1.75 ERA with 55 strikeouts in 35 innings of work...as a junior, started and closed for Kickapoo...struck out 35 and did not allow an earned run in 25 innings of work.

PERSONAL Son of Preston and Marsha Stevens...his brother, Ryan, also played at Maple Woods before committing to Lipscomb University.

CAREER GAME-BY-GAME STARTS

Date	OPPONENT	GS	IP	H	R	ER	BB	SO	2B	3B	HR	WP	BK	HBP	IBB	Score	W	L	SV	ERA	NP
Apr 17, 2018	UTRGV	*	2.0	2	0	0	0	0	0	0	0	0	0	2	0	13-2	0	0	0	0.00	23
Apr 24, 2018	HOUSTON	*	0.1	1	1	1	2	0	0	0	0	0	0	0	0	9-4	0	0	0	3.86	15
Feb 21, 2021	Arkansas	*	5.1	2	3	3	2	2	0	0	0	2	0	1	0	0-4	0	1	0	5.06	66
Feb 27, 2021	BYU	*	5.1	6	4	4	0	4	1	0	0	0	0	0	0	4-5	0	1	0	5.91	79
Mar 06, 2021	Houston	*	5.2	3	2	2	3	4	1	0	0	0	0	0	0	2-3	0	1	0	4.96	89
Mar 13, 2021	SOUTH CAROLINA	*	6.0	5	0	0	1	5	1	0	0	0	0	0	1	3-0	1	1	0	3.63	87
Mar 20, 2021	Baylor	*	6.0	7	2	2	0	6	2	0	1	0	0	0	0	4-3	2	1	0	3.49	95
Mar 27, 2021	OKLAHOMA	*	6.0	6	4	4	2	7	0	0	2	0	0	0	0	11-6	3	1	0	3.93	92
Apr 02, 2021	Kansas	*	7.0	7	0	0	0	4	2	0	0	0	0	1	0	7-0	4	1	0	3.27	107
Apr 10, 2021	KANSAS STATE	*	7.0	8	1	1	0	2	2	0	1	0	0	0	0	15-1	5	1	0	2.98	68
Apr 17, 2021	ABILENE CHRISTIAN	*	7.0	5	1	1	0	6	1	0	0	0	0	1	0	3-1	6	1	0	2.77	88
Apr 24, 2021	Oklahoma State-2	*	7.0	5	2	2	3	7	0	0	0	0	0	0	0	5-2	7	1	0	2.74	100
May 01, 2021	TEXAS TECH	*	6.0	6	5	5	1	6	2	0	0	1	0	2	0	3-5	7	2	0	3.16	88
May 08, 2021	TCU	*	7.0	6	2	2	1	4	0	0	0	0	1	0	0	1-2	7	3	0	3.11	89
May 21, 2021	WEST VIRGINIA	*	8.0	8	3	3	2	4	0	0	1	0	0	0	0	14-3	8	3	0	3.13	85
May 27, 2021	Oklahoma	*	7.0	4	1	1	2	4	0	0	0	0	0	1	0	4-1	9	3	0	2.99	102
Jun 04, 2021	SOUTHERN	*	7.0	4	0	0	0	6	1	0	0	0	0	0	0	11-0	10	3	0	2.77	82
Jun 13, 2021	SOUTH FLORIDA	*	5.2	8	4	4	2	3	2	0	0	0	0	1	0	12-4	11	3	0	2.97	81
Jun 22, 2021	Tennessee	*	3.1	6	4	4	3	1	1	0	0	0	0	0	0	8-4	11	3	0	3.22	58
Jun 26, 2021	Mississippi State	*	5.0	9	3	3	1	2	3	0	0	0	0	0	0	3-4	11	3	0	3.31	72
Feb 19, 2022	RICE	*	6.0	4	0	0	2	3	2	0	0	0	0	0	0	15-1	1	0	0	0.00	67
Feb 26, 2022	ALABAMA	*	6.0	4	0	0	0	4	0	0	0	0	0	0	0	2-0	2	0	0	0.00	92
Mar 05, 2022	LSU	*	7.0	5	0	0	0	7	0	0	0	0	0	2	0	6-1	3	0	0	0.00	100
Mar 13, 2022	South Carolina-1	*	4.2	6	4	2	1	3	1	0	0	0	0	0	0	2-4	3	1	0	0.76	71
Mar 19, 2022	UIW	*	7.0	7	2	2	0	2	1	0	1	0	0	1	0	10-2	4	1	0	1.17	72

CAREER STATISTICS

Year	ERA	W	L	App	GS	CG	SHO	CBO	SV	IP	H	R	ER	BB	SO	2B	3B	HR	BF	B/Avg	WP	HBP	BK	SFA	SHA
2018	3.86	0	0	2	2	0	0	0	0	2.1	3	1	1	2	0	0	0	0	12	.375	0	2	0	0	0
2019	5.31	3	2	23	0	0	0	2	0	20.1	16	14	12	17	20	2	0	1	100	.205	2	2	0	1	2
2020	1.50	2	0	8	0	0	0	0	0	6.0	5	1	1	3	6	2	0	0	26	.227	1	0	0	0	1
2021	3.31	11	3	18	18	0	0	3	0	111.1	105	41	41	23	77	19	0	5	457	.248	3	7	1	1	2
2022	1.17	4	1	5	5	0	0	1	0	30.2	26	6	4	3	19	4	0	1	121	.230	0	3	0	2	0
TOTAL	3.11	20	6	56	25	0	0	6	0	170.2	155	63	59	48	122	27	0	7	716	.240	6	14	1	4	5

SINGLE GAME CAREER HIGHS

Innings pitched: 8.0, West Virginia, May 21, 2021

Walks allowed: 3, at Oklahoma State, Apr 24, 2021 ; vs Tennessee, Jun 22, 2021 ; at Houston, Mar 06, 2021

Strikeouts: 7, at Oklahoma State, Apr 24, 2021 ; vs LSU, Mar 05, 2022 ; Oklahoma, Mar 27, 2021

Batters faced: 31, West Virginia, May 21, 2021

Field chances: 4, Rice, Feb 19, 2022

Putouts: 3, Rice, Feb 19, 2022

Assists: 2, 6 times

Runners CS: 1, 5 times



LEFT-HANDED PITCHER

LUCAS GORDON 13

CLASS **Sophomore** HOMETOWN **Los Angeles, Calif.** HIGH SCHOOL **Notre Dame**

AS A FRESHMAN (2021) Pitched in 19 games with one start during debut season...finished with a 3.32 ERA and one save in 21.2 innings pitched...struck out 19 batters and held opponents to a .197 batting average against...had five-straight scoreless outings from March to early April, pitching 6.2 consecutive scoreless innings...pitched a perfect inning of relief with one strikeout to earn the save against Nevada (4/14)...made first career start, pitching three shutout innings with two strikeouts and only one hit allowed...had another scoreless streak from April to early May, with seven straight scoreless outings spanning 9.1 innings.

HIGH SCHOOL Four-year first baseman and left-handed pitcher for head coach Tom Dill at Notre Dame High School...named the 2019 Mission League MVP...posted a 5-1 record with a 1.39 ERA and 56 strikeouts in 45.1 innings pitched as a junior...also batted .366 with seven doubles and two triples...participated in the inaugural High School MLB All-Star game in Cleveland in 2019...made the 20-man roster for the 2019 18U National Team that won silver at the U-18 Baseball World Cup in Gijang, South Korea...member of the 2017 USA Baseball 15U National Team that was named co-champions of the COPABE Pan American 'AA' Championships.

PERSONAL Son of Stephanie Gloria and Jeff Gordon.

CAREER GAME-BY-GAME

Date	OPPONENT	GS	IP	H	R	ER	BB	SO	2B	3B	HR	WP	BK	HBP	IBB	Score	W	L	SV	ERA	NP
Feb 22, 2021	Ole Miss		0.0	1	3	3	1	0	0	0	0	0	0	1	0	1-8	0	0	0	999.00	14
Feb 25, 2021	BYU		1.2	2	1	1	2	0	1	0	0	0	0	0	0	12-6	0	0	0	21.60	39
Mar 09, 2021	SAM HOUSTON		2.0	1	0	0	1	3	0	0	0	0	0	0	0	15-9	0	0	0	9.82	32
Mar 21, 2021	Baylor		1.2	1	0	0	0	0	0	0	0	0	0	0	0	2-11	0	0	0	6.75	18
Mar 23, 2021	UIW		1.0	1	0	0	0	1	0	0	0	0	0	0	0	10-1	0	0	0	5.68	16
Mar 27, 2021	OKLAHOMA		1.0	0	0	0	1	0	0	0	0	0	0	0	0	11-6	0	0	0	4.91	16
Apr 03, 2021	Kansas		1.0	0	0	0	0	2	0	0	0	0	0	0	0	11-2	0	0	0	4.32	16
Apr 06, 2021	A&M-CORPUS		1.0	1	2	2	1	2	0	0	1	0	0	0	0	14-4	0	0	0	5.79	23
Apr 10, 2021	KANSAS STATE		2.0	1	0	0	0	3	0	0	0	0	0	0	0	15-1	0	0	0	4.76	33
Apr 14, 2021	NEVADA		1.0	0	0	0	0	1	0	0	0	0	0	0	0	6-5	0	0	1	4.38	13
Apr 18, 2021	ABILENE CHRISTIAN		1.0	0	0	0	0	1	0	0	0	0	0	1	0	11-1	0	0	1	4.05	16
Apr 24, 2021	Oklahoma State-1		0.2	0	0	0	1	1	0	0	0	0	0	0	0	4-3	0	0	1	3.86	10
Apr 25, 2021	Oklahoma State		2.0	0	0	0	1	1	0	0	0	0	0	0	0	3-7	0	0	1	3.38	17
Apr 27, 2021	UIW		1.2	1	0	0	0	2	0	0	0	0	0	0	0	5-3	0	0	1	3.06	28
May 04, 2021	TEXAS STATE	*	3.0	1	0	0	0	2	0	0	0	0	0	0	0	4-1	0	0	1	2.61	42
May 07, 2021	TCU		0.0	2	1	1	0	0	0	0	0	1	0	0	0	5-4	0	0	1	3.05	8
May 09, 2021	TCU		0.0	1	0	0	1	0	0	0	0	0	0	0	0	9-3	0	0	1	3.05	10
May 22, 2021	WEST VIRGINIA		0.2	2	1	1	0	0	0	0	1	0	0	0	0	12-2	0	0	1	3.38	13
Jun 06, 2021	FAIRFIELD		0.1	0	0	0	0	0	0	0	0	0	0	0	0	12-2	0	0	1	3.32	5
Feb 19, 2022	RICE		1.0	0	0	0	1	0	0	0	0	0	0	0	0	15-1	0	0	0	0.00	19
Feb 23, 2022	A&M-Corpus Christi	*	5.0	1	4	0	0	4	1	0	0	2	0	1	0	5-4	0	0	0	0.00	75
Feb 27, 2022	ALABAMA		2.0	1	0	0	0	1	0	0	0	1	0	1	0	6-1	0	0	0	0.00	20
Mar 06, 2022	UCLA	*	4.0	4	1	1	1	1	1	0	0	0	0	0	0	1-5	0	0	0	0.75	63
Mar 13, 2022	South Carolina-2	*	3.1	5	3	3	4	4	0	0	0	0	0	0	0	4-9	0	1	0	2.35	74
Mar 20, 2022	UIW	*	7.0	4	0	0	0	4	0	0	0	0	0	0	0	12-0	1	1	0	1.61	80

CAREER STATISTICS

Year	ERA	W	L	App	GS	CG	SHO	CBO	SV	IP	H	R	ER	BB	SO	2B	3B	HR	BF	B/Avg	WP	HBP	BK	SFA	SHA
2021	3.32	0	0	19	1	0	0	0	1	21.2	15	8	8	9	19	1	0	2	87	.197	1	2	0	0	0
2022	1.61	1	1	6	4	0	0	1	0	22.1	15	8	4	6	14	2	0	0	89	.185	3	2	0	0	0
TOTAL	2.45	1	1	25	5	0	0	1	1	44.0	30	16	12	15	33	3	0	2	176	.191	4	4	0	0	0

SINGLE GAME CAREER HIGHS

Innings pitched: 7.0, UIW, Mar 20, 2022
Walks allowed: 4, at South Carolina, Mar 13, 2022
Strikeouts: 4, at A&M-Corpus Christi, Feb 23, 2022 ; at South Carolina, Mar 13, 2022 ; UIW, Mar 20, 2022
Batters faced: 24, UIW, Mar 20, 2022
Field chances: 2, at South Carolina, Mar 13, 2022
Putouts: 1, at Oklahoma State, Apr 24, 2021
Assists: 2, at South Carolina, Mar 13, 2022
Runners CS: 2, at South Carolina, Mar 13, 2022



2022 Texas Baseball
Overall Statistics for Texas (as of Mar 22, 2022)
(All games Sorted by Batting avg)



Record: 18-5 Home: 10-1 Away: 6-3 Neutral: 2-1 Big 12: 0-0

Player	avg	gp-gs	ab	r	h	2b	3b	hr	rbi	tb	slg%	bb	hp	so	gdp	ob%	sf	sh	sb-att	po	a	e	fld%
Stehly, Murphy	.443	22-22	88	20	39	10	1	5	22	66	.750	7	2	13	1	.490	1	1	4-5	12	13	1	.962
Kennedy, Eric	.358	21-21	81	27	29	4	1	3	17	44	.543	16	2	12	1	.470	1	3	7-8	27	1	2	.933
Melendez, Ivan	.353	23-23	85	28	30	8	2	10	34	72	.847	20	3	18	2	.486	1	0	1-1	198	8	1	.995
Faltine, Trey	.333	23-23	81	21	27	5	1	6	20	52	.642	11	3	31	1	.427	1	1	3-3	28	68	4	.960
Messinger, Skyler	.315	21-19	73	14	23	3	1	1	15	31	.425	4	1	19	1	.354	1	2	0-0	16	35	0	1.000
Hodo III, Douglas	.296	23-23	98	23	29	9	1	2	17	46	.469	12	4	26	0	.395	0	2	4-5	53	1	0	1.000
Ardoyn, Silas	.289	23-23	83	16	24	8	0	2	17	38	.458	10	4	12	2	.384	2	1	0-0	157	23	1	.994
Todd, Austin	.258	11-10	31	5	8	1	0	0	7	9	.290	6	1	5	1	.385	1	1	0-1	19	0	0	1.000
Daly, Mitchell	.213	22-22	75	14	16	3	0	0	12	19	.253	16	2	21	0	.366	0	1	1-2	35	69	2	.981
Campbell, Dylan	.190	21-12	42	9	8	0	0	0	4	8	.190	11	0	14	0	.352	1	0	2-3	20	0	0	1.000
O'Dowd, Jack	.174	10-5	23	5	4	0	0	0	0	4	.174	4	1	4	0	.321	0	1	0-0	0	0	0	.000

Powell, Peyton	.286	5-1	7	0	2	0	0	0	0	2	.286	1	0	4	0	.375	0	0	0-0	0	0	0	.000
Schuessler, Kimble	.200	9-2	10	0	2	0	0	0	0	2	.200	1	0	4	0	.273	0	0	0-0	35	1	0	1.000
Kash, Gavin	.000	5-0	3	0	0	0	0	0	0	0	.000	0	2	3	0	.400	0	0	0-0	0	0	0	.000
Constantine, Cam	.000	4-1	3	0	0	0	0	0	1	0	.000	0	1	1	0	.200	1	0	0-0	0	0	0	.000
Whitehead, Ace	.000	6-0	2	2	0	0	0	0	0	0	.000	1	0	1	0	.333	0	0	0-0	1	0	0	1.000
Dayton, Cameron	.000	3-0	2	0	0	0	0	0	0	0	.000	0	0	1	0	.000	0	0	0-0	0	0	0	.000
Totals	.306	23	787	184	241	51	7	29	166	393	.499	120	26	189	9	.410	10	13	22-28	606	240	12	.986
Opponents	.219	23	734	68	161	30	2	13	61	234	.319	72	21	196	13	.305	6	4	11-25	582	188	24	.970

LOB - Team (190), Opp (164). DPs turned - Team (14), Opp (14). CI - Team (1), Ardoyn 1. IBB - Team (1), Faltine 1. Picked off - Faltine 1, Melendez 1.

(All games Sorted by Earned run avg)

Player	era	w-l	app	gs	cg	sho	sv	ip	h	r	er	bb	so	2b	3b	hr	b/avg	wp	hp	bk	sfa	sha
Stevens, Tristan	1.17	4-1	5	5	0	0/1	0	30.2	26	6	4	3	19	4	0	1	.230	0	3	0	2	0
Hansen, Pete	2.57	4-0	5	5	0	0/2	0	28.0	25	8	8	6	33	7	0	2	.245	1	1	0	1	0

Nixon, Aaron	0.00	0-0	9	0	0	0/2	3	10.2	3	0	0	9	13	1	0	0	.086	1	0	0	0	0
Olivarez, Marcus	0.00	0-0	5	0	0	0/1	0	5.0	2	0	0	3	4	0	0	0	.125	0	0	0	0	0
Walbridge, Sam	0.00	0-0	3	0	0	0/0	0	1.1	1	0	0	1	0	0	0	0	.250	0	0	0	0	0
Dayton, Cameron	0.00	0-0	3	0	0	0/0	0	1.1	0	0	0	1	2	0	0	0	.000	0	0	0	0	0
Harrison, Luke	1.35	0-0	10	0	0	0/1	2	13.1	10	2	2	6	13	3	1	0	.213	0	1	0	0	1
Southard, Jared	1.50	0-0	8	0	0	0/3	0	6.0	2	1	1	5	11	0	0	1	.100	0	1	0	0	0
Gordon, Lucas	1.61	1-1	6	4	0	0/1	0	22.1	15	8	4	6	14	2	0	0	.185	3	2	0	0	0
Witt, Tanner	1.64	2-0	2	2	0	0/0	0	11.0	9	2	2	3	14	1	0	2	.220	0	0	0	0	1
Cobb, Coy	1.69	1-0	5	0	0	0/0	0	5.1	3	1	1	0	5	0	0	0	.176	0	2	0	1	1
Sthele, Travis	1.76	2-0	8	0	0	0/3	0	15.1	13	3	3	4	18	4	0	0	.241	0	4	0	0	0
Eckhardt, Justin	2.92	1-0	4	2	0	0/0	0	12.1	8	4	4	2	12	1	0	0	.186	1	0	0	0	1
Johnson, Lebaron	4.15	0-1	5	0	0	0/1	0	4.1	2	3	2	2	6	0	0	0	.133	3	1	0	0	0
Blair, Daniel	6.43	1-1	7	0	0	0/0	0	7.0	10	6	5	7	10	2	0	1	.333	1	0	0	0	0
Duplantier II, Andre	6.50	2-1	7	4	0	0/1	0	18.0	15	14	13	8	12	1	0	4	.224	1	4	1	1	0
Stewart, Joshua	8.31	0-0	5	1	0	0/0	0	4.1	6	4	4	3	4	2	0	1	.353	0	0	0	1	0
Morehouse, Zane	9.00	0-0	5	0	0	0/1	0	5.0	8	5	5	3	6	1	0	1	.348	2	2	0	0	0
Whitehead, Ace	13.50	0-0	1	0	0	0/0	0	0.2	3	1	1	0	0	1	1	0	.600	0	0	0	0	0
Totals	2.63	18-5	23	23	0	5/5	5	202.0	161	68	59	72	196	30	2	13	.219	13	21	1	6	4
Opponents	8.03	5-18	23	23	0	0/0	3	194.0	241	184	173	120	189	51	7	29	.306	19	26	6	10	13

PB - Team (3), Ardoyn 2, Schuessler 1, Opp (7). Pickoffs - Team (4), Gordon 2, Olivarez 1, Ardoyn 1, Opp (2). SBA/ATT - Ardoyn (6-18), Schuessler (5-5), Johnson (3-3), Eckhardt (1-3), Hansen (0-3), Blair (2-2), Duplantier (0-2), Sthele (0-2), Gordon (0-2), Morehouse (2-2), Southard (1-1), Stevens (0-1), Stewart (0-1), Walbridge (0-1), Witt (1-1), Nixon (1-1).



2021 Texas Baseball
Conference statistics for Texas (as of May 22, 2021)
(Big 12 games only Sorted by Batting avg)



Record: 17-7 Home: 8-4 Away: 9-3 Big 12: 17-7

Player	avg	gp-gs	ab	r	h	2b	3b	hr	rbi	tb	slg%	bb	hp	so	gdp	ob%	sf	sh	sb-att	po	a	e	fld%
Williams, Cam	.361	20-20	72	15	26	8	1	5	18	51	.708	7	3	17	1	.439	0	4	0-0	6	28	5	.872
Daly, Mitchell	.356	23-23	87	17	31	9	0	1	12	43	.494	10	2	13	2	.430	1	2	2-2	22	64	4	.956
Melendez, Ivan	.329	21-21	73	18	24	4	2	8	19	56	.767	12	6	23	0	.462	0	0	0-0	12	0	0	1.000
Antico, Mike	.318	24-23	85	22	27	6	1	7	24	56	.659	20	3	11	0	.450	3	2	6-8	53	1	2	.964
Faltine, Trey	.289	23-23	76	17	22	8	0	3	12	39	.513	9	3	21	0	.382	1	3	0-1	35	69	4	.963
Hodo III, Douglas	.289	24-24	83	18	24	5	0	2	17	35	.422	13	3	25	1	.392	3	5	1-2	35	3	1	.974
Ardoyn, Silas	.267	22-19	75	16	20	2	1	0	8	24	.320	11	1	16	4	.368	0	2	1-2	158	20	0	1.000
Kennedy, Eric	.235	23-23	85	13	20	1	1	2	9	29	.341	7	1	22	0	.301	0	5	5-7	37	0	0	1.000
Zubia, Zach	.216	24-23	88	16	19	1	2	5	19	39	.443	20	1	26	1	.364	1	0	1-1	213	14	1	.996

Stehly, Murphy	.286	8-4	21	3	6	1	1	0	4	9	.429	1	0	8	0	.304	1	0	0-0	4	7	2	.846
Petrinsky, DJ	.231	12-7	26	0	6	0	0	0	4	6	.231	4	0	6	0	.333	0	0	0-0	41	7	0	1.000
Campbell, Dylan	.200	12-3	20	3	4	2	0	0	3	6	.300	2	1	6	1	.280	2	0	1-1	8	3	0	1.000
Porter, Dalton	.143	7-1	7	0	1	0	0	0	0	1	.143	0	0	4	1	.143	0	0	0-0	3	0	0	1.000
Ford, Lance	.143	8-1	7	3	1	0	0	0	0	1	.143	3	0	0	0	.400	0	0	0-0	0	4	0	1.000
Powell, Peyton	.000	3-1	3	0	0	0	0	0	0	0	.000	0	0	1	0	.000	0	0	0-0	0	0	0	.000
Witt, Tanner	.000	1-0	1	0	0	0	0	0	0	0	.000	0	0	0	0	.000	0	0	0-0	4	2	1	.857
Geib, Peter	.000	1-0	0	1	0	0	0	0	0	0	.000	1	0	0	0	1.000	0	0	0-0	0	0	0	.000
Totals	.286	24	809	162	231	47	9	33	149	395	.488	120	24	199	11	.389	12	23	17-24	642	248	21	.977
Opponents	.238	24	793	87	189	33	5	17	76	283	.357	80	16	205	17	.318	8	7	8-17	631	217	25	.971

LOB - Team (195), Opp (175). DPs turned - Team (20), Opp (12). IBB - Team (2), Faltine 1, Melendez 1, Opp (4). Picked off - Williams 1, Antico 1.

(Big 12 games only Sorted by Earned run avg)

Player	era	w-l	app	gs	cg	sho	sv	ip	h	r	er	bb	so	2b	3b	hr	b/avg	wp	hp	bk	sfa	sha
Hansen, Pete	1.14	3-0	5	2	0	0/0	0	23.2	14	3	3	8	22	2	0	1	.182	0	1	0	1	2
Stevens, Tristan	3.17	6-2	8	8	0	0/1	0	54.0	53	19	19	9	40	8	0	5	.255	1	3	1	1	0
Madden, Ty	3.47	3-2	8	8	0	0/0	0	49.1	45	24	19	17	55	10	4	5	.247	2	4	0	1	1
Kubichek, Kolby	4.50	2-2	6	6	0	0/0	0	24.0	26	15	12	18	12	5	0	2	.274	4	3	0	2	2

Southard, Jared	0.00	0-0	2	0	0	0/0	0	1.2	1	0	0	0	4	1	0	0	.167	0	1	0	0	0
Cobb, Coy	0.00	0-0	1	0	0	0/0	0	1.0	0	0	0	1	1	0	0	0	.000	0	0	0	0	0
Gordon, Lucas	2.00	0-0	9	0	0	0/0	0	9.0	7	2	2	4	7	0	0	1	.226	1	0	0	0	0
Quintanilla, Cole	2.57	1-0	11	0	0	0/1	0	14.0	10	4	4	5	17	3	1	1	.204	1	0	0	1	1
Witt, Tanner	2.60	1-0	10	0	0	0/0	1	17.1	10	7	5	12	23	0	0	0	.167	2	1	0	1	1
Nixon, Aaron	2.63	1-1	11	0	0	0/0	4	13.2	12	4	4	1	18	1	0	1	.226	2	2	0	0	0
Wenzel, Palmer	8.31	0-0	6	0	0	0/0	0	4.1	6	4	4	3	2	0	0	0	.333	0	0	0	1	0
Shifflet, Drew	13.50	0-0	2	0	0	0/0	0	2.0	3	3	3	2	4	1	0	1	.333	0	0	0	0	0
Walbridge, Sam	99.00	0-0	1	0	0	0/0	0	0.0	2	2	2	0	0	2	0	0	1.000	0	1	0	0	0
Totals	3.24	17-7	24	24	0	1/1	5	214.0	189	87	77	80	205	33	5	17	.238	13	16	1	8	7
Opponents	6.29	7-17	24	24	0	0/0	4	210.1	231	162	147	120	199	47	9	33	.286	20	24	1	12	23

PB - Team (2), Ardoyn 2, Opp (2). Pickoffs - Team (1), Madden 1, Opp (2). SBA/ATT - Ardoyn (5-12), Madden (2-6), Petrinsky (3-5), Stevens (3-5), Quintanilla (2-3), Hansen (0-1), Gordon (0-1), Witt (1-1).



INFIELDER
**TREY
FALTINE 0**

CLASS **R-Sophomore**
HOMETOWN **Richmond, Texas**
HIGH SCHOOL **William B. Travis**

BATS **RIGHT**
THROWS **RIGHT**
HEIGHT **6'2"**
WEIGHT **198**

CAREERHIGHS

Hits: 3, 4 times
Doubles: 2, 4 times
Triples: 1, Rice, Feb 18, 2022
Home runs: 2, West Virginia, May 21, 2021
Total bases: 8, West Virginia, May 21, 2021
RBI: 4, Rice, Feb 19, 2022 ; at Texas State, Mar 03, 2021 ; West Virginia, May 21, 2021
Runs scored: 3, BYU, Feb 26, 2021 ; UIW, Mar 19, 2022
Walks: 3, BYU, Feb 26, 2021
Hit by pitch: 2, at South Florida, Jun 13, 2021
Struck out: 3, 12 times
Sac flies: 1, 5 times
Sac bunts: 1, 10 times
At bats: 6, at Fairfield, Jun 06, 2021
Stolen bases: 2, South Carolina, Mar 14, 2021
Caught stealing: 1, 4 times
Field chances: 12, UIW, Mar 20, 2022
Putouts: 4, 4 times
Assists: 8, UIW, Mar 20, 2022

CAREER STATISTICS

Year	Avg	GP	GS	AB	R	H	2B	3B	HR	RBI	TB	SLG%	BB	HBP	SO	GDP	OB%	SF	SH	SB	ATT	PO	A	E	FLD%
2020	.259	17	17	58	12	15	3	0	1	7	21	.362	6	2	11	1	.343	1	2	2	3	18	57	2	.974
2021	.249	66	66	217	51	54	18	0	5	37	87	.401	35	10	72	4	.374	3	7	7	10	95	203	10	.968
2022	.333	23	23	81	21	27	5	1	6	20	52	.642	11	3	31	1	.427	1	1	3	3	28	68	4	.960
TOTAL	.270	106	106	356	84	96	26	1	12	64	160	.449	52	15	114	6	.381	5	10	12	16	141	328	16	.967



CATCHER
**SILAS
ARDOIN 4**

CLASS **R-Sophomore**
HOMETOWN **Lake Charles, La.**
HIGH SCHOOL **Sam Houston (La.)**

BATS **RIGHT**
THROWS **RIGHT**
HEIGHT **6'0"**
WEIGHT **215**

CAREERHIGHS

Hits: 3, Rice, Feb 18, 2022 ; at A&M-Corpus Christi, Feb 23, 2022 ; UTRGV, Mar 16, 2021
Doubles: 2, at A&M-Corpus Christi, Feb 23, 2022 ; at Texas State, Mar 03, 2021
Triples: 1, West Virginia, May 22, 2021
Home runs: 1, Rice, Feb 18, 2022 ; UTRGV, Mar 16, 2021 ; at Citadel, Mar 16, 2022
Total bases: 7, Rice, Feb 18, 2022 ; UTRGV, Mar 16, 2021
RBI: 5, UTRGV, Mar 16, 2021
Runs scored: 3, at A&M-Corpus Christi, Feb 23, 2022 ; Texas Tech, May 02, 2021
Walks: 4, Stephen F. Austin, Apr 07, 2021
Hit by pitch: 1, 9 times
Struck out: 3, 4 times
Sac flies: 1, 5 times
Sac bunts: 1, 6 times
At bats: 5, 10 times
Stolen bases: 1, Oklahoma, Mar 26, 2021
Caught stealing: 1, at Kansas, Apr 03, 2021
Field chances: 16, at Citadel, Mar 16, 2022
Putouts: 14, at Oklahoma State, Apr 24, 2021 ; at Citadel, Mar 16, 2022
Assists: 5, vs Mississippi State, Jun 20, 2021
Runners CS: 2, 7 times

CAREER STATISTICS

Year	Avg	GP	GS	AB	R	H	2B	3B	HR	RBI	TB	SLG%	BB	HBP	SO	GDP	OB%	SF	SH	SB	ATT	PO	A	E	FLD%
2020	.241	11	8	29	7	7	1	0	0	4	8	.276	5	1	5	0	.371	0	1	0	0	82	5	3	.967
2021	.239	60	53	184	30	44	9	1	1	33	58	.315	43	4	50	6	.389	3	4	1	2	443	51	0	1.000
2022	.289	23	23	83	16	24	8	0	2	17	38	.458	10	4	12	2	.384	2	1	0	0	157	23	1	.994
TOTAL	.253	94	84	296	53	75	18	1	3	54	104	.351	58	9	67	8	.386	5	6	1	2	682	79	4	.995



INFIELDER
**SKYLER
MESSINGER 5**

CLASS **R-Senior**
HOMETOWN **Niwot, Colo**
PREVIOUS **Kansas**
HIGH SCHOOL **Niwot**


BATS **RIGHT**
THROWS **RIGHT**
HEIGHT **6'3"**
WEIGHT **220**

CAREERHIGHS

Hits: 4, Central Arkansas, Mar 22, 2022
Doubles: 2, UIW, Mar 18, 2022
Triples: 1, at A&M-Corpus Christi, Feb 22, 2022
Home runs: 1, at Sam Houston, Mar 01, 2022
Total bases: 5, at Sam Houston, Mar 01, 2022 ; UIW, Mar 18, 2022
RBI: 3, UIW, Mar 18, 2022
Runs scored: 2, 4 times
Walks: 1, 4 times
Hit by pitch: 1, UIW, Mar 19, 2022
Struck out: 3, vs Tennessee, Mar 04, 2022 ; at Texas State, Mar 08, 2022 ; at South Carolina, Mar 12, 2022
Sac flies: 1, at A&M-Corpus Christi, Feb 23, 2022
Sac bunts: 1, Rice, Feb 18, 2022 ; at Texas State, Mar 08, 2022
At bats: 6, at A&M-Corpus Christi, Feb 22, 2022
Field chances: 5, at CofC, Mar 15, 2022 ; UIW, Mar 18, 2022
Putouts: 2, 5 times
Assists: 4, vs LSU, Mar 05, 2022 ; at South Carolina, Mar 12, 2022

CAREER STATISTICS

Year	Avg	GP	GS	AB	R	H	2B	3B	HR	RBI	TB	SLG%	BB	HBP	SO	GDP	OB%	SF	SH	SB	ATT	PO	A	E	FLD%
2022	.315	21	19	73	14	23	3	1	1	15	31	.425	4	1	19	1	.354	1	2	0	0	16	35	0	1.000
TOTAL	.315	21	19	73	14	23	3	1	1	15	31	.425	4	1	19	1	.354	1	2	0	0	16	35	0	1.000



INFIELDER
GAVIN KASH 6

CLASS **Freshman**
HOMETOWN **Sour Lake, Texas**
HIGH SCHOOL **Monsignor Kelly Catholic**

BATS **LEFT**
THROWS **RIGHT**
HEIGHT **6'3"**
WEIGHT **198**

CAREER STATISTICS

Year	Avg	GP	GS	AB	R	H	2B	3B	HR	RBI	TB	SLG%	BB	HBP	SO	GDP	OB%	SF	SH	SB	ATT	PO	A	E	FLD%
2022	.000	5	0	3	0	0	0	0	0	0	0	.000	0	2	3	0	.400	0	0	0	0	0	0	0	.000
TOTAL	.000	5	0	3	0	0	0	0	0	0	0	.000	0	2	3	0	.400	0	0	0	0	0	0	0	.000

CAREER HIGHS

Hit by pitch: 1, Rice, Feb 19, 2022 ; Rice, Feb 20, 2022
Struck out: 1, Texas State, Mar 09, 2022 ; at South Carolina, Mar 13, 2022 ; UIW, Mar 18, 2022
At bats: 1, Texas State, Mar 09, 2022 ; at South Carolina, Mar 13, 2022 ; UIW, Mar 18, 2022



OUTFIELDER
DOUGLAS HODO III 7

CLASS **R-Sophomore**
HOMETOWN **Boerne, Texas**
HIGH SCHOOL **Boerne**

BATS **RIGHT**
THROWS **RIGHT**
HEIGHT **6'0"**
WEIGHT **185**

CAREER STATISTICS

Year	Avg	GP	GS	AB	R	H	2B	3B	HR	RBI	TB	SLG%	BB	HBP	SO	GDP	OB%	SF	SH	SB	ATT	PO	A	E	FLD%
2020	.147	16	12	34	7	5	0	0	1	4	8	.235	12	0	18	0	.370	0	0	2	2	7	0	0	1.000
2021	.281	64	62	221	52	62	9	1	5	44	88	.398	32	9	61	1	.384	6	11	6	9	99	4	1	.990
2022	.296	23	23	98	23	29	9	1	2	17	46	.469	12	4	26	0	.395	0	2	4	5	53	1	0	1.000
TOTAL	.272	103	97	353	82	96	18	2	8	65	142	.402	56	13	105	1	.386	6	13	12	16	159	5	1	.994

CAREER HIGHS

Hits: 3, 4 times
Doubles: 1, 18 times
Triples: 1, at Fairfield, Jun 06, 2021 ; at South Carolina, Mar 12, 2022
Home runs: 1, 8 times
Total bases: 6, Nevada, Apr 14, 2021
RBI: 4, at Fairfield, Jun 06, 2021 ; Texas Tech, May 02, 2021
Runs scored: 3, Texas Tech, May 02, 2021
Walks: 3, Sam Houston State, Feb 25, 2020
Hit by pitch: 2, Rice, Feb 19, 2022 ; at Fairfield, Jun 06, 2021
Struck out: 3, 7 times
Sac flies: 2, West Virginia, May 21, 2021
Sac bunts: 1, 13 times
At bats: 7, at Citadel, Mar 16, 2022
Stolen bases: 1, 12 times
Caught stealing: 1, 4 times
Field chances: 5, Kansas State, Apr 09, 2021 ; vs Tennessee, Mar 04, 2022 ; vs UCLA, Mar 06, 2022
Putouts: 5, Kansas State, Apr 09, 2021 ; vs Tennessee, Mar 04, 2022 ; vs UCLA, Mar 06, 2022
Assists: 1, 5 times



INFIELDER/OUTFIELDER
DYLAN CAMPBELL 8

CLASS **Sophomore**
HOMETOWN **Houston, Texas**
HIGH SCHOOL **Strake Jesuit**

BATS **RIGHT**
THROWS **RIGHT**
HEIGHT **5'11"**
WEIGHT **205**

CAREER STATISTICS

Year	Avg	GP	GS	AB	R	H	2B	3B	HR	RBI	TB	SLG%	BB	HBP	SO	GDP	OB%	SF	SH	SB	ATT	PO	A	E	FLD%
2021	.189	32	12	53	10	10	3	0	1	7	16	.302	5	1	9	2	.262	2	0	2	2	21	13	1	.971
2022	.190	21	12	42	9	8	0	0	0	4	8	.190	11	0	14	0	.352	1	0	2	3	20	0	0	1.000
TOTAL	.189	53	24	95	19	18	3	0	1	11	24	.253	16	1	23	2	.304	3	0	4	5	41	13	1	.982

CAREER HIGHS

SINGLE-GAME HIGHS [all-time ranking]:
Hits: 2, Rice, Feb 20, 2022 ; UIW, Mar 23, 2021
Doubles: 1, Kansas State, Apr 10, 2021 ; A&M-Corpus Christi, Mar 02, 2021 ; Oklahoma, Mar 27, 2021
Home runs: 1, UIW, Mar 23, 2021
Total bases: 5, UIW, Mar 23, 2021
RBI: 3, UIW, Mar 23, 2021
Runs scored: 1, 19 times
Walks: 2, Rice, Feb 20, 2022
Hit by pitch: 1, Oklahoma, Mar 26, 2021
Struck out: 2, 4 times
Sac flies: 1, Kansas State, Apr 10, 2021 ; at Oklahoma State, Apr 25, 2021 ; Rice, Feb 18, 2022
At bats: 5, Kansas State, Apr 09, 2021
Stolen bases: 1, 4 times
Caught stealing: 1, vs LSU, Mar 05, 2022
Field chances: 6, BYU, Feb 25, 2021
Putouts: 4, UIW, Mar 23, 2021
Assists: 5, BYU, Feb 25, 2021



CATCHER
KIMBLE SCHUESSLER 10

CLASS **Sophomore**
HOMETOWN **Llano, Texas**
PREVIOUS **Texas A&M**
HIGH SCHOOL **Llano**

BATS **RIGHT** THROWS **RIGHT** HEIGHT **6'2"** WEIGHT **205**

CAREER STATISTICS

Year	Avg	GP	GS	AB	R	H	2B	3B	HR	RBI	TB	SLG%	BB	HBP	SO	GDP	OB%	SF	SH	SB	ATT	PO	A	E	FLD%
2022	.200	9	2	10	0	2	0	0	0	0	2	.200	1	0	4	0	.273	0	0	0	0	35	1	0	1.000
TOTAL	.200	9	2	10	0	2	0	0	0	0	2	.200	1	0	4	0	.273	0	0	0	0	35	1	0	1.000

CAREER HIGHS

Hits: 1, vs UCLA, Mar 06, 2022 ; UIW, Mar 18, 2022
Total bases: 1, vs UCLA, Mar 06, 2022 ; UIW, Mar 18, 2022
Walks: 1, Rice, Feb 19, 2022
Struck out: 2, at South Carolina, Mar 13, 2022
At bats: 3, at South Carolina, Mar 13, 2022
Field chances: 10, at South Carolina, Mar 13, 2022
Putouts: 10, at South Carolina, Mar 13, 2022
Assists: 1, at A&M-Corpus Christi, Feb 22, 2022



INFIELDER
MURPHY STEHLY 14

CLASS **R-Senior**
HOMETOWN **Carlsbad, Calif.**
PREVIOUS **Orange Coast**
HIGH SCHOOL **Santa Fe Christian**

BATS **RIGHT** THROWS **RIGHT** HEIGHT **5'10"** WEIGHT **205**

CAREER STATISTICS

Year	Avg	GP	GS	AB	R	H	2B	3B	HR	RBI	TB	SLG%	BB	HBP	SO	GDP	OB%	SF	SH	SB	ATT	PO	A	E	FLD%
2020	.256	13	12	39	7	10	4	0	1	10	17	.436	1	1	8	0	.286	1	1	1	1	9	24	1	.971
2021	.294	29	12	51	8	15	2	1	0	7	19	.373	7	1	18	0	.383	1	2	2	2	15	39	3	.947
2022	.443	22	22	88	20	39	10	1	5	22	66	.750	7	2	13	1	.490	1	1	4	5	12	13	1	.962
TOTAL	.360	64	46	178	35	64	16	2	6	39	102	.573	15	4	39	1	.415	3	4	7	8	36	76	5	.957

CAREER HIGHS

Hits: 4, UIW, Mar 18, 2022
Doubles: 1, 16 times
Triples: 1, Kansas State, Apr 10, 2021 ; Alabama, Feb 27, 2022
Home runs: 3, UIW, Mar 20, 2022
Total bases: 12, UIW, Mar 20, 2022
RBI: 6, UIW, Mar 18, 2022
Runs scored: 3, at Rice, Feb 14, 2020 ; UIW, Mar 18, 2022 ; UIW, Mar 20, 2022
Walks: 2, at Sam Houston, Mar 01, 2022
Hit by pitch: 1, 4 times
Struck out: 2, 9 times
Sac flies: 1, Kansas State, Apr 09, 2021 ; Lamar, Feb 19, 2020 ; Texas State, Mar 09, 2022
Sac bunts: 1, 4 times
At bats: 5, 7 times
Stolen bases: 1, 7 times
Caught stealing: 1, Rice, Feb 19, 2022
Field chances: 6, A&M-Corpus Christi, Mar 02, 2021
Putouts: 6, A&M-Corpus Christi, Mar 02, 2021
Assists: 5, UIW, Apr 27, 2021



UTILITY
PEYTON POWELL 15

CLASS **R-Sophomore**
HOMETOWN **Robinson, Texas**
HIGH SCHOOL **Robinson**

BATS **LEFT** THROWS **RIGHT** HEIGHT **6'1"** WEIGHT **195**

CAREER STATISTICS

Year	Avg	GP	GS	AB	R	H	2B	3B	HR	RBI	TB	SLG%	BB	HBP	SO	GDP	OB%	SF	SH	SB	ATT	PO	A	E	FLD%
2020	.364	6	3	11	5	4	3	0	1	2	10	.909	4	0	2	0	.533	0	0	1	1	0	0	0	.000
2021	.273	9	2	11	4	3	0	0	1	2	6	.545	1	0	1	0	.333	0	0	0	0	3	0	0	1.000
2022	.286	5	1	7	0	2	0	0	0	0	2	.286	1	0	4	0	.375	0	0	0	0	0	0	0	.000
TOTAL	.310	20	6	29	9	9	3	0	2	4	18	.621	6	0	7	0	.429	0	0	1	1	3	0	0	1.000

CAREER HIGHS

Hits: 2, Cal State Fullerton, Mar 08, 2020
Doubles: 1, Boise State, Feb 22, 2020 ; Cal State Fullerton, Mar 06, 2020 ; Cal State Fullerton, Mar 08, 2020
Home runs: 1, Cal State Fullerton, Mar 08, 2020 ; South Carolina, Mar 13, 2021
Total bases: 6, Cal State Fullerton, Mar 08, 2020
RBI: 1, 4 times
Runs scored: 2, Cal State Fullerton, Mar 08, 2020
Walks: 3, Abilene Christian, Mar 11, 2020
Struck out: 2, at CofC, Mar 15, 2022
At bats: 4, Cal State Fullerton, Mar 08, 2020
Stolen bases: 1, Boise State, Feb 21, 2020
Field chances: 3, Abilene Christian, Apr 16, 2021
Putouts: 3, Abilene Christian, Apr 16, 2021



INFIELDER
IVAN MELENDEZ 17

CLASS **R-Junior**
HOMETOWN **El Paso, Texas**
PREVIOUS **Odessa**
HIGH SCHOOL **Coronado**

BATS **RIGHT** THROWS **RIGHT** HEIGHT **6'3"** WEIGHT **225**

CAREER STATISTICS

Year	Avg	GP	GS	AB	R	H	2B	3B	HR	RBI	TB	SLG%	BB	HBP	SO	GDP	OB%	SF	SH	SB	ATT	PO	A	E	FLD%
2021	.319	59	58	204	38	65	13	3	13	51	123	.603	34	10	65	1	.438	1	0	1	1	56	1	0	1.000
2022	.353	23	23	85	28	30	8	2	10	34	72	.847	20	3	18	2	.486	1	0	1	1	198	8	1	.995
TOTAL	.329	82	81	289	66	95	21	5	23	85	195	.675	54	13	83	3	.453	2	0	2	2	254	9	1	.996

CAREER HIGHS

Hits: 4, at Kansas, Apr 02, 2021 ; A&M-Corpus Christi, Apr 06, 2021
Doubles: 2, at Kansas, Apr 02, 2021 ; A&M-Corpus Christi, Apr 06, 2021
Triples: 1, 5 times
Home runs: 2, Kansas State, Apr 11, 2021 ; Rice, Feb 20, 2022 ; at South Carolina, Mar 12, 2022
Total bases: 9, A&M-Corpus Christi, Apr 06, 2021
RBI: 6, Rice, Feb 20, 2022
Runs scored: 4, Rice, Feb 20, 2022
Walks: 3, at Fairfield, Jun 06, 2021 ; UIW, Mar 18, 2022
Hit by pitch: 1, 13 times
Struck out: 4, West Virginia, May 20, 2021
Sac flies: 1, at Texas State, Mar 08, 2022 ; UIW, Mar 23, 2021
At bats: 5, 15 times
Stolen bases: 1, A&M-Corpus Christi, Apr 06, 2021 ; UIW, Mar 18, 2022
Field chances: 17, at Texas State, Mar 03, 2021
Putouts: 16, at Texas State, Mar 03, 2021
Assists: 4, Rice, Feb 19, 2022



INFIELDER
MITCHELL DALY 19

CLASS **Sophomore**
HOMETOWN **Madison, Ala.**
HIGH SCHOOL **Bob Jones**


BATS **RIGHT** THROWS **RIGHT** HEIGHT **6'1"** WEIGHT **185**

CAREER STATISTICS

Year	Avg	GP	GS	AB	R	H	2B	3B	HR	RBI	TB	SLG%	BB	HBP	SO	GDP	OB%	SF	SH	SB	ATT	PO	A	E	FLD%
2021	.316	61	59	209	35	66	15	0	2	31	87	.416	31	5	41	3	.413	2	9	8	13	66	178	9	.964
2022	.213	22	22	75	14	16	3	0	0	12	19	.253	16	2	21	0	.366	0	1	1	2	35	69	2	.981
TOTAL	.289	83	81	284	49	82	18	0	2	43	106	.373	47	7	62	3	.400	2	10	9	15	101	247	11	.969

CAREER HIGHS

Hits: 4, at Kansas, Apr 01, 2021
Doubles: 2, Oklahoma, Mar 26, 2021
Home runs: 1, at Oklahoma State, Apr 25, 2021 ; South Carolina, Mar 13, 2021
Total bases: 5, at Kansas, Apr 01, 2021
RBI: 4, A&M-Corpus Christi, Apr 06, 2021
Runs scored: 3, at Texas State, Apr 20, 2021
Walks: 3, Rice, Feb 20, 2022
Hit by pitch: 1, 7 times
Struck out: 3, at Texas State, Mar 03, 2021
Sac flies: 1, at Oklahoma State, Apr 25, 2021 ; South Carolina, Mar 14, 2021
Sac bunts: 2, vs Mississippi State, Jun 26, 2021
At bats: 5, 13 times
Stolen bases: 1, 9 times
Caught stealing: 1, 6 times
Field chances: 9, 4 times
Putouts: 6, at South Carolina, Mar 12, 2022
Assists: 8, at Texas State, Mar 03, 2021



INFIELDER
JACK O'DOWD 27

CLASS **Sophomore**
HOMETOWN **Nashville, Tenn.**
PREVIOUS **Vanderbilt**
HIGH SCHOOL **Lipscomb Academy**


BATS **LEFT** THROWS **RIGHT** HEIGHT **6'2"** WEIGHT **195**

CAREER STATISTICS

Year	Avg	GP	GS	AB	R	H	2B	3B	HR	RBI	TB	SLG%	BB	HBP	SO	GDP	OB%	SF	SH	SB	ATT	PO	A	E	FLD%
2022	.174	10	5	23	5	4	0	0	0	0	4	.174	4	1	4	0	.321	0	1	0	0	0	0	0	.000
TOTAL	.174	10	5	23	5	4	0	0	0	0	4	.174	4	1	4	0	.321	0	1	0	0	0	0	0	.000

CAREER HIGHS

Hits: 2, at Citadel, Mar 16, 2022
Total bases: 2, at Citadel, Mar 16, 2022
Runs scored: 2, at Citadel, Mar 16, 2022
Walks: 2, at Citadel, Mar 16, 2022
Hit by pitch: 1, Central Arkansas, Mar 22, 2022
Struck out: 2, Texas State, Mar 09, 2022
Sac bunts: 1, at Citadel, Mar 16, 2022
At bats: 4, Texas State, Mar 09, 2022 ; UIW, Mar 18, 2022 ; UIW, Mar 19, 2022



OUTFIELDER/LHP
**ACE
WHITEHEAD 28**

CLASS **Freshman**
HOMETOWN **Lampasas, Texas**
HIGH SCHOOL **Lampasas**

BATS
LEFT

THROWS
LEFT

HEIGHT
5'11"

WEIGHT
185

CAREER STATISTICS

Year	Avg	GP	GS	AB	R	H	2B	3B	HR	RBI	TB	SLG%	BB	HBP	SO	GDP	OB%	SF	SH	SB	ATT	PO	A	E	FLD%
2022	.000	6	0	2	2	0	0	0	0	0	0	.000	1	0	1	0	.333	0	0	0	0	1	0	0	1.000
TOTAL	.000	6	0	2	2	0	0	0	0	0	0	.000	1	0	1	0	.333	0	0	0	0	1	0	0	1.000

CAREER HIGHS

Runs scored: 1, Rice, Feb 19, 2022 ; at South Carolina, Mar 13, 2022
Walks: 1, at South Carolina, Mar 13, 2022
Struck out: 1, at Citadel, Mar 16, 2022
At bats: 1, at South Carolina, Mar 13, 2022 ; at Citadel, Mar 16, 2022



CATCHER/OUTFIELDER
**CAM
CONSTANTINE 29**

CLASS **R-Freshman**
HOMETOWN **McKinney, Texas**
HIGH SCHOOL **McKinney North**

BATS
RIGHT

THROWS
RIGHT

HEIGHT
6'0"


WEIGHT
200

CAREER STATISTICS

Year	Avg	GP	GS	AB	R	H	2B	3B	HR	RBI	TB	SLG%	BB	HBP	SO	GDP	OB%	SF	SH	SB	ATT	PO	A	E	FLD%
2021	.000	1	0	1	0	0	0	0	0	0	0	.000	0	0	1	0	.000	0	0	0	0	0	0	0	.000
2022	.000	4	1	3	0	0	0	0	0	1	0	.000	0	1	1	0	.200	1	0	0	0	0	0	0	.000
TOTAL	.000	5	1	4	0	0	0	0	0	1	0	.000	0	1	2	0	.167	1	0	0	0	0	0	0	.000

CAREER HIGHS

RBI: 1, Central Arkansas, Mar 22, 2022
Hit by pitch: 1, at Citadel, Mar 16, 2022
Struck out: 1, Rice, Feb 19, 2022 ; A&M-Corpus Christi, Mar 02, 2021
Sac flies: 1, Central Arkansas, Mar 22, 2022
At bats: 1, 4 times



OUTFIELDER
**ERIC
KENNEDY 30**

CLASS **R-Junior**
HOMETOWN **Tampa, Fla.**
HIGH SCHOOL **Calvary Christian**

BATS
LEFT

THROWS
RIGHT

HEIGHT
5'11"


WEIGHT
203

CAREER STATISTICS

Year	Avg	GP	GS	AB	R	H	2B	3B	HR	RBI	TB	SLG%	BB	HBP	SO	GDP	OB%	SF	SH	SB	ATT	PO	A	E	FLD%
2019	.310	49	46	184	41	57	8	3	2	28	77	.418	21	1	23	3	.382	1	7	9	11	65	4	5	.932
2020	.288	17	17	59	11	17	1	0	1	13	21	.356	9	1	12	0	.380	2	0	8	8	17	2	0	1.000
2021	.253	65	61	233	42	59	7	2	4	27	82	.352	21	8	58	1	.333	2	9	18	22	95	0	0	1.000
2022	.358	21	21	81	27	29	4	1	3	17	44	.543	16	2	12	1	.470	1	3	7	8	27	1	2	.933
TOTAL	.291	152	145	557	121	162	20	6	10	85	224	.402	67	12	105	5	.375	6	19	42	49	204	7	7	.968

CAREER HIGHS

Hits: 4, West Virginia, Apr 26, 2019 ; at TCU, Mar 23, 2019 ; at TCU, Mar 24, 2019
Doubles: 2, LSU, Mar 03, 2019
Triples: 1, 6 times
Home runs: 1, 10 times
Total bases: 8, West Virginia, May 22, 2021
RBI: 4, Arizona, Mar 03, 2020 ; UIW, Mar 19, 2022 ; West Virginia, May 22, 2021
Runs scored: 4, Rice, Feb 20, 2022
Walks: 3, 4 times
Hit by pitch: 1, 12 times
Struck out: 3, 7 times
Sac flies: 1, 6 times
Sac bunts: 2, at Stanford, Mar 09, 2019
At bats: 6, at Rice, Feb 19, 2019 ; at Sam Houston, Mar 01, 2022
Stolen bases: 3, Abilene Christian, Mar 11, 2020
Caught stealing: 2, West Virginia, Apr 26, 2019
Field chances: 7, at TCU, May 09, 2021
Putouts: 7, at TCU, May 09, 2021
Assists: 1, 7 times



OUTFIELDER
**AUSTIN
TODD 44**

CLASS **R-Senior**
HOMETOWN **Round Rock, Texas**
HIGH SCHOOL **Round Rock**

BATS
RIGHT

THROWS
RIGHT

HEIGHT
6'1"

WEIGHT
195

CAREER HIGHS

- Hits: 5, at TCU, May 05, 2017
- Doubles: 2, Texas A&M, Apr 02, 2019 ; Richmond, Mar 07, 2017 ; at TCU, Mar 23, 2019
- Triples: 1, 4 times
- Home runs: 1, 6 times
- Total bases: 8, at TCU, May 05, 2017
- RBI: 3, 8 times
- Runs scored: 3, Texas A&M - CC, Mar 08, 2017 ; Cal State Fullerton, Mar 08, 2020 ; at TCU, May 05, 2017
- Walks: 3, LSU, Mar 01, 2019 ; at Kansas State, Mar 29, 2018
- Hit by pitch: 2, TCU, May 17, 2018
- Struck out: 3, at Oklahoma, Apr 15, 2018 ; at LSU, Feb 23, 2018 ; vs Tennessee, Mar 04, 2022
- Sac flies: 1, 7 times
- Sac bunts: 1, 12 times
- At bats: 6, 4 times
- Stolen bases: 2, at Rice, Feb 19, 2019
- Caught stealing: 1, 7 times
- Field chances: 6, UCLA, Mar 10, 2017
- Putouts: 6, UCLA, Mar 10, 2017
- Assists: 1, 9 times

CAREER STATISTICS

Year	Avg	GP	GS	AB	R	H	2B	3B	HR	RBI	TB	SLG%	BB	HBP	SO	GDP	OB%	SF	SH	SB	ATT	PO	A	E	FLD%
2017	.276	48	39	145	24	40	7	1	1	19	52	.359	20	0	25	1	.359	2	3	2	3	72	2	3	.961
2018	.219	34	20	73	13	16	3	0	1	13	22	.301	12	4	18	2	.352	2	3	3	3	43	3	0	1.000
2019	.256	52	51	195	35	50	10	2	3	38	73	.374	26	1	23	6	.344	2	5	7	9	88	2	4	.957
2020	.375	17	17	72	14	27	4	1	1	15	36	.500	5	2	12	1	.430	0	0	2	4	18	3	1	.955
2021	.292	6	6	24	1	7	0	0	0	2	7	.292	2	0	6	0	.346	0	0	0	1	8	0	0	1.000
2022	.258	11	10	31	5	8	1	0	0	7	9	.290	6	1	5	1	.385	1	1	0	1	19	0	0	1.000
TOTAL	.274	168	143	540	92	148	25	4	6	94	199	.369	71	8	89	11	.363	7	12	14	21	248	10	8	.970



FIRST BASE/LHP
**CAM
DAYTON 54**

CLASS **Junior**
HOMETOWN **Round Rock, Texas**
PREVIOUS **Midland**
HIGH SCHOOL **Round Rock**

BATS
LEFT

THROWS
LEFT

HEIGHT
6'3"

WEIGHT
207

CAREER HIGHS

- Struck out: 1, vs UCLA, Mar 06, 2022
- At bats: 1, vs UCLA, Mar 06, 2022 ; UIW, Mar 19, 2022

CAREER STATISTICS

Year	Avg	GP	GS	AB	R	H	2B	3B	HR	RBI	TB	SLG%	BB	HBP	SO	GDP	OB%	SF	SH	SB	ATT	PO	A	E	FLD%
2022	.000	3	0	2	0	0	0	0	0	0	0	.000	0	0	1	0	.000	0	0	0	0	0	0	0	.000
TOTAL	.000	3	0	2	0	0	0	0	0	0	0	.000	0	0	1	0	.000	0	0	0	0	0	0	0	.000



LEFT-HANDED PITCHER

LUCAS GORDON 13

CLASS **Freshman**
HOMETOWN **Los Angeles, Calif.**
HIGH SCHOOL **Notre Dame**

CAREER HIGHS

Innings pitched: 7.0, UIW, Mar 20, 2022
Walks allowed: 4, at South Carolina, Mar 13, 2022
Strikeouts: 4, at A&M-Corpus Christi, Feb 23, 2022 ; at South Carolina, Mar 13, 2022 ; UIW, Mar 20, 2022
Batters faced: 24, UIW, Mar 20, 2022
Field chances: 2, at South Carolina, Mar 13, 2022
Putouts: 1, at Oklahoma State, Apr 24, 2021
Assists: 2, at South Carolina, Mar 13, 2022
Runners CS: 2, at South Carolina, Mar 13, 2022

CAREER STATISTICS

Year	ERA	W	L	App	GS	CG	SHO	CBO	SV	IP	H	R	ER	BB	SO	2B	3B	HR	BF	B/Avg	WP	HBP	BK	SFA	SHA
2021	3.32	0	0	19	1	0	0	0	1	21.2	15	8	8	9	19	1	0	2	87	.197	1	2	0	0	0
2022	1.61	1	1	6	4	0	0	1	0	22.1	15	8	4	6	14	2	0	0	89	.185	3	2	0	0	0
TOTAL	2.45	1	1	25	5	0	0	1	1	44.0	30	16	12	15	33	3	0	2	176	.191	4	4	0	0	0



LEFT-HANDED PITCHER

ACE WHITEHEAD 28

CLASS **Freshman**
HOMETOWN **Lampasas, Texas**
HIGH SCHOOL **Lampasas**

CAREER HIGHS

Innings pitched: 0.2, vs UCLA, Mar 06, 2022
Batters faced: 5, vs UCLA, Mar 06, 2022

CAREER STATISTICS

Year	ERA	W	L	App	GS	CG	SHO	CBO	SV	IP	H	R	ER	BB	SO	2B	3B	HR	BF	B/Avg	WP	HBP	BK	SFA	SHA
2022	13.50	0	0	1	0	0	0	0	0	0.2	3	1	1	0	0	1	1	0	5	.600	0	0	0	0	0
TOTAL	13.50	0	0	1	0	0	0	0	0	0.2	3	1	1	0	0	1	1	0	5	.600	0	0	0	0	0



RIGHT-HANDED PITCHER

JOSHUA STEWART 34

CLASS **Freshman**
HOMETOWN **Georgetown, Texas**
HIGH SCHOOL **St. Dominic Savio Catholic**

CAREER HIGHS

Innings pitched: 1.0, 4 times
Walks allowed: 2, at South Carolina, Mar 13, 2022
Strikeouts: 2, at Citadel, Mar 16, 2022
Batters faced: 6, at South Carolina, Mar 13, 2022 ; at Citadel, Mar 16, 2022
Field chances: 1, Texas State, Mar 09, 2022
Assists: 1, Texas State, Mar 09, 2022
Runners CS: 1, Texas State, Mar 09, 2022

CAREER STATISTICS

Year	ERA	W	L	App	GS	CG	SHO	CBO	SV	IP	H	R	ER	BB	SO	2B	3B	HR	BF	B/Avg	WP	HBP	BK	SFA	SHA
2022	8.31	0	0	5	1	0	0	0	0	4.1	6	4	4	3	4	2	0	1	21	.353	0	0	0	1	0
TOTAL	8.31	0	0	5	1	0	0	0	0	4.1	6	4	4	3	4	2	0	1	21	.353	0	0	0	1	0



RIGHT-HANDED PITCHER

DANIEL BLAIR 36

CLASS **R-Junior**
HOMETOWN **Peachtree City, Ga.**
PREVIOUS **Spartanburg Methodist/Winthrop**
HIGH SCHOOL **McIntosh**

CAREER HIGHS

Innings pitched: 2.0, vs UCLA, Mar 06, 2022 ; UIW, Mar 18, 2022
Walks allowed: 2, UIW, Mar 18, 2022
Strikeouts: 4, vs UCLA, Mar 06, 2022
Batters faced: 8, vs UCLA, Mar 06, 2022 ; UIW, Mar 18, 2022

CAREER STATISTICS

Year	ERA	W	L	App	GS	CG	SHO	CBO	SV	IP	H	R	ER	BB	SO	2B	3B	HR	BF	B/Avg	WP	HBP	BK	SFA	SHA
2022	6.43	1	1	7	0	0	0	0	0	7.0	10	6	5	7	10	2	0	1	37	.333	1	0	0	0	0
TOTAL	6.43	1	1	7	0	0	0	0	0	7.0	10	6	5	7	10	2	0	1	37	.333	1	0	0	0	0



RIGHT-HANDED PITCHER


**ZANE
MOREHOUSE 37**

CLASS **R-Junior**
HOMETOWN **Dawson, Texas**
PREVIOUS **Dyersburg State**
HIGH SCHOOL **Dawson**

CAREER HIGHS

Innings pitched: 1.2, Texas State, Mar 09, 2022
Walks allowed: 1, at A&M-Corpus Christi, Feb 22, 2022 ; at South Carolina, Mar 13, 2022 ; at Citadel, Mar 16, 2022
Strikeouts: 2, at A&M-Corpus Christi, Feb 22, 2022
Batters faced: 7, Texas State, Mar 09, 2022

CAREER STATISTICS																									
Year	ERA	W	L	App	GS	CG	SHO	CBO	SV	IP	H	R	ER	BB	SO	2B	3B	HR	BF	B/Avg	WP	HBP	BK	SFA	SHA
2022	9.00	0	0	5	0	0	0	1	0	5.0	8	5	5	3	6	1	0	1	28	.348	2	2	0	0	0
TOTAL	9.00	0	0	5	0	0	0	1	0	5.0	8	5	5	3	6	1	0	1	28	.348	2	2	0	0	0



LEFT-HANDED PITCHER

**CADEN
NOAH 38**

CLASS **Sophomore**
HOMETOWN **Longview, Texas**
HIGH SCHOOL **Spring Hill**

CAREER HIGHS

Innings pitched: 1.0, Abilene Christian, Apr 16, 2021 ; vs Mississippi State, Feb 20, 2021
Strikeouts: 2, Abilene Christian, Apr 16, 2021
Batters faced: 6, vs Mississippi State, Feb 20, 2021

CAREER STATISTICS																									
Year	ERA	W	L	App	GS	CG	SHO	CBO	SV	IP	H	R	ER	BB	SO	2B	3B	HR	BF	B/Avg	WP	HBP	BK	SFA	SHA
2021	11.57	0	1	3	0	0	0	1	0	2.1	4	3	3	0	3	1	0	1	12	.400	0	1	0	1	0
2022	-	-	-	-	-	-	-	-	-	-	-	-	-	-	-	-	-	-	-	-	-	-	-	-	-
TOTAL	11.57	0	1	3	0	0	0	1	0	2.1	4	3	3	0	3	1	0	1	12	.400	0	1	0	1	0



RIGHT-HANDED PITCHER


**TRAVIS
STHELE 39**

CLASS **R-Freshman**
HOMETOWN **San Antonio, Texas**
HIGH SCHOOL **Reagan**

CAREER HIGHS

Innings pitched: 3.2, at Citadel, Mar 16, 2022
Walks allowed: 1, 4 times
Strikeouts: 8, at Citadel, Mar 16, 2022
Batters faced: 13, at Citadel, Mar 16, 2022
Field chances: 1, Alabama, Feb 25, 2022 ; at Texas State, Mar 08, 2022
Assists: 1, Alabama, Feb 25, 2022 ; at Texas State, Mar 08, 2022
Runners CS: 1, Rice, Feb 18, 2022 ; at Citadel, Mar 16, 2022

CAREER STATISTICS																									
Year	ERA	W	L	App	GS	CG	SHO	CBO	SV	IP	H	R	ER	BB	SO	2B	3B	HR	BF	B/Avg	WP	HBP	BK	SFA	SHA
2022	1.76	2	0	8	0	0	0	3	0	15.1	13	3	3	4	18	4	0	0	62	.241	0	4	0	0	0
TOTAL	1.76	2	0	8	0	0	0	3	0	15.1	13	3	3	4	18	4	0	0	62	.241	0	4	0	0	0



RIGHT-HANDED PITCHER


**AARON
NIXON 41**

CLASS **Sophomore**
HOMETOWN **McAllen, Texas**
HIGH SCHOOL **McAllen**

CAREER HIGHS

Innings pitched: 2.2, Oklahoma, Mar 26, 2021
Walks allowed: 3, at Texas State, Mar 08, 2022
Strikeouts: 5, at Houston, Mar 06, 2021
Batters faced: 10, at Houston, Mar 06, 2021 ; Oklahoma, Mar 26, 2021
Field chances: 1, 4 times
Putouts: 1, at Houston, Mar 06, 2021
Assists: 1, Nevada, Apr 13, 2021 ; Rice, Feb 20, 2022 ; A&M-Corpus Christi, Mar 02, 2021

CAREER STATISTICS																									
Year	ERA	W	L	App	GS	CG	SHO	CBO	SV	IP	H	R	ER	BB	SO	2B	3B	HR	BF	B/Avg	WP	HBP	BK	SFA	SHA
2021	2.12	4	3	27	0	0	0	0	9	34.0	26	8	8	10	35	2	0	2	140	.211	2	4	0	0	2
2022	0.00	0	0	9	0	0	0	2	3	10.2	3	0	0	9	13	1	0	0	44	.086	1	0	0	0	0
TOTAL	1.61	4	3	36	0	0	0	2	12	44.2	29	8	8	19	48	3	0	2	184	.184	3	4	0	0	2



RIGHT-HANDED PITCHER

**COY
COBB 45**

 CLASS R-Junior
 HOMETOWN Katy, Texas
 HIGH SCHOOL Katy
CAREER HIGHS
 Innings pitched: 7.0, Purdue, Feb 23, 2019 ; Xavier, Mar 31, 2019
 Walks allowed: 5, at A&M-Corpus Christi, Apr 30, 2019
 Strikeouts: 8, Xavier, Mar 31, 2019
 Batters faced: 30, Xavier, Mar 31, 2019
 Field chances: 3, Purdue, Feb 23, 2019 ; vs Missouri, Mar 01, 2020
 Putouts: 2, Purdue, Feb 23, 2019
 Assists: 2, at Louisiana, Feb 17, 2019 ; vs Missouri, Mar 01, 2020
 Runners CS: 1, Kansas State, Apr 14, 2019
CAREER STATISTICS

Year	ERA	W	L	App	GS	CG	SHO	CBO	SV	IP	H	R	ER	BB	SO	2B	3B	HR	BF	B/Avg	WP	HBP	BK	SFA	SHA
2019	3.45	1	3	13	10	0	0	1	0	44.1	37	20	17	21	23	5	0	3	192	.228	4	7	0	0	2
2020	4.02	0	0	4	4	0	0	0	0	15.2	16	9	7	7	11	1	0	1	72	.262	1	4	0	0	0
2021	7.50	0	0	6	0	0	0	1	0	6.0	7	5	5	3	5	2	1	1	28	.280	1	0	0	0	0
2022	1.69	1	0	5	0	0	0	0	0	5.1	3	1	1	0	5	0	0	0	22	.176	0	2	0	1	1
TOTAL	3.79	2	3	28	14	0	0	2	0	71.1	63	35	30	31	44	8	1	5	314	.238	6	13	0	1	3



RIGHT-HANDED PITCHER

**MARCUS
OLIVAREZ 46**

 CLASS R-Senior
 HOMETOWN Columbus, Texas
 PREVIOUS Lamar
 HIGH SCHOOL Columbus
CAREER HIGHS
 Innings pitched: 1.0, 5 times
 Walks allowed: 2, UIW, Mar 19, 2022
 Strikeouts: 1, 4 times
 Batters faced: 5, UIW, Mar 19, 2022
 Field chances: 2, at CofC, Mar 15, 2022
 Assists: 1, Texas State, Mar 09, 2022 ; at CofC, Mar 15, 2022
CAREER STATISTICS

Year	ERA	W	L	App	GS	CG	SHO	CBO	SV	IP	H	R	ER	BB	SO	2B	3B	HR	BF	B/Avg	WP	HBP	BK	SFA	SHA
2022	0.00	0	0	5	0	0	0	1	0	5.0	2	0	0	3	4	0	0	0	19	.125	0	0	0	0	0
TOTAL	0.00	0	0	5	0	0	0	1	0	5.0	2	0	0	3	4	0	0	0	19	.125	0	0	0	0	0



LEFT-HANDED PITCHER

**SAM
WALBRIDGE 47**

 CLASS R-Sophomore
 HOMETOWN San Antonio, Texas
 HIGH SCHOOL Saint Mary's Hall
CAREER HIGHS
 Innings pitched: 1.0, 4 times
 Walks allowed: 1, 4 times
 Strikeouts: 3, Stephen F. Austin, Apr 07, 2021
 Batters faced: 5, Stephen F. Austin, Apr 07, 2021
 Field chances: 1, vs Missouri, Mar 01, 2020
 Putouts: 1, vs Missouri, Mar 01, 2020
 Runners CS: 1, at Citadel, Mar 16, 2022
CAREER STATISTICS

Year	ERA	W	L	App	GS	CG	SHO	CBO	SV	IP	H	R	ER	BB	SO	2B	3B	HR	BF	B/Avg	WP	HBP	BK	SFA	SHA
2020	0.00	0	0	6	0	0	0	0	0	3.1	3	0	0	3	4	0	0	0	18	.231	1	2	0	0	0
2021	9.00	0	0	3	0	0	0	0	0	2.0	3	2	2	0	4	2	0	0	11	.300	0	1	0	0	0
2022	0.00	0	0	3	0	0	0	0	0	1.1	1	0	0	1	0	0	0	0	5	.250	0	0	0	0	0
TOTAL	2.70	0	0	12	0	0	0	0	0	6.2	7	2	2	4	8	2	0	0	34	.259	1	3	0	0	0



RIGHT-HANDED PITCHER

**JARED
SOUTHARD 49**

 CLASS R-Sophomore
 HOMETOWN Leander, Texas
 HIGH SCHOOL Rouse
CAREER HIGHS
 Innings pitched: 1.1, at Citadel, Mar 16, 2022
 Walks allowed: 2, Abilene Christian, Apr 16, 2021
 Strikeouts: 3, Abilene Christian, Apr 16, 2021 ; Boise State, Feb 21, 2020 ; at Citadel, Mar 16, 2022
 Batters faced: 6, Arizona, Mar 03, 2020 ; at Citadel, Mar 16, 2022
CAREER STATISTICS

Year	ERA	W	L	App	GS	CG	SHO	CBO	SV	IP	H	R	ER	BB	SO	2B	3B	HR	BF	B/Avg	WP	HBP	BK	SFA	SHA
2020	7.71	0	0	3	0	0	0	1	0	2.1	1	2	2	1	6	0	0	0	11	.125	1	2	0	0	0
2021	0.00	0	0	12	0	0	0	2	0	10.0	4	0	0	7	16	2	0	0	44	.118	2	3	0	0	0
2022	1.50	0	0	8	0	0	0	3	0	6.0	2	1	1	5	11	0	0	1	26	.100	0	1	0	0	0
TOTAL	1.47	0	0	23	0	0	0	6	0	18.1	7	3	3	13	33	2	0	1	81	.113	3	6	0	0	0



LEFT-HANDED PITCHER

LUKE HARRISON 53

CLASS Freshman
HOMETOWN Friendswood, Texas
HIGH SCHOOL Lutheran South Academy

CAREER HIGHS

Innings pitched: 3.0, Alabama, Feb 26, 2022
Walks allowed: 2, Central Arkansas, Mar 22, 2022
Strikeouts: 4, Alabama, Feb 26, 2022
Batters faced: 12, at CofC, Mar 15, 2022
Field chances: 1, Texas State, Mar 09, 2022
Assists: 1, Texas State, Mar 09, 2022

CAREER STATISTICS

Year	ERA	W	L	App	GS	CG	SHO	CBO	SV	IP	H	R	ER	BB	SO	2B	3B	HR	BF	B/Avg	WP	HBP	BK	SFA	SHA
2022	1.35	0	0	10	0	0	0	1	2	13.1	10	2	2	6	13	3	1	0	55	.213	0	1	0	0	1
TOTAL	1.35	0	0	10	0	0	0	1	2	13.1	10	2	2	6	13	3	1	0	55	.213	0	1	0	0	1



RIGHT-HANDED PITCHER

JUSTIN ECKHARDT 56

CLASS R-Sophomore
HOMETOWN Sealy, Texas
HIGH SCHOOL Sealy

CAREER HIGHS

Innings pitched: 6.0, Central Arkansas, Mar 22, 2022
Walks allowed: 4, BYU, Feb 25, 2021
Strikeouts: 7, Central Arkansas, Mar 22, 2022
Batters faced: 21, Central Arkansas, Mar 22, 2022
Field chances: 1, Nevada, Apr 13, 2021 ; Texas State, Mar 09, 2022 ; Central Arkansas, Mar 22, 2022
Assists: 1, Nevada, Apr 13, 2021 ; Texas State, Mar 09, 2022 ; Central Arkansas, Mar 22, 2022
Runners CS: 2, at CofC, Mar 15, 2022

CAREER STATISTICS

Year	ERA	W	L	App	GS	CG	SHO	CBO	SV	IP	H	R	ER	BB	SO	2B	3B	HR	BF	B/Avg	WP	HBP	BK	SFA	SHA
2020	0.00	0	0	1	0	0	0	0	0	1.0	0	0	0	0	0	0	0	0	3	.000	0	0	0	0	0
2021	6.75	0	0	6	4	0	0	0	0	13.1	10	11	10	10	5	2	0	2	61	.208	2	2	0	1	0
2022	2.92	1	0	4	2	0	0	0	0	12.1	8	4	4	2	12	1	0	0	46	.186	1	0	0	0	1
TOTAL	4.72	1	0	11	6	0	0	0	0	26.2	18	15	14	12	17	3	0	2	110	.191	3	2	0	1	1



RIGHT-HANDED PITCHER

LEBARRON JOHNSON JR. 57

CLASS R-Freshman
HOMETOWN Jacksonville, Fla.
HIGH SCHOOL Paxon School

CAREER HIGHS

Innings pitched: 1.0, 4 times
Walks allowed: 1, vs UCLA, Mar 06, 2022 ; Texas State, Mar 09, 2022
Strikeouts: 2, at A&M-Corpus Christi, Feb 22, 2022 ; at Sam Houston, Mar 01, 2022
Batters faced: 5, Rice, Feb 20, 2022

CAREER STATISTICS

Year	ERA	W	L	App	GS	CG	SHO	CBO	SV	IP	H	R	ER	BB	SO	2B	3B	HR	BF	B/Avg	WP	HBP	BK	SFA	SHA
2022	4.15	0	1	5	0	0	0	1	0	4.1	2	3	2	2	6	0	0	0	18	.133	3	1	0	0	0
TOTAL	4.15	0	1	5	0	0	0	1	0	4.1	2	3	2	2	6	0	0	0	18	.133	3	1	0	0	0



RIGHT-HANDED PITCHER

ANDRE DUPLANTIER II 88

CLASS R-Freshman
HOMETOWN Humble, Texas
HIGH SCHOOL Summer Creek

CAREER HIGHS

Runs scored: 1, vs Missouri, Mar 01, 2020
Walks: 1, Abilene Christian, Mar 11, 2020
Struck out: 2, Cal State Fullerton, Mar 08, 2020
At bats: 4, Cal State Fullerton, Mar 08, 2020
Innings pitched: 6.0, at Sam Houston, Mar 01, 2022
Walks allowed: 2, at A&M-Corpus Christi, Feb 22, 2022 ; at Sam Houston, Mar 01, 2022 ; vs LSU, Mar 05, 2022
Strikeouts: 3, 4 times
Batters faced: 23, at Texas State, Mar 08, 2022
Field chances: 8, Abilene Christian, Mar 11, 2020
Putouts: 7, Abilene Christian, Mar 11, 2020
Assists: 1, 4 times
Runners CS: 1, at A&M-Corpus Christi, Feb 22, 2022 ; at Sam Houston, Mar 01, 2022

CAREER STATISTICS

Year	ERA	W	L	App	GS	CG	SHO	CBO	SV	IP	H	R	ER	BB	SO	2B	3B	HR	BF	B/Avg	WP	HBP	BK	SFA	SHA
2020	2.00	0	0	8	0	0	0	1	3	9.0	4	2	2	3	13	2	0	0	35	.129	0	1	0	0	0
2022	6.50	2	1	7	4	0	0	1	0	18.0	15	14	13	8	12	1	0	4	80	.224	1	4	1	1	0
TOTAL	5.00	2	1	15	4	0	0	2	3	27.0	19	16	15	11	25	3	0	4	115	.194	1	5	1	1	0

2022 SCHEDULE & RESULTS

#	GAME	FINAL	WP	LP	SAVE	W-L	BIG 12 W-L	ATT.	HOME TOT.	TIME
1	2/18 vs. Rice	W, 7-0	Hansen (1-0)	Chandler (0-1)	-	1-0	0-0	7,355	7,355	2:52
2	2/19 vs. Rice	W, 15-1	Stevens (1-0)	Deskins (0-1)	-	2-0	0-0	7,186	14,541	3:39
3	2/20 vs. Rice	W, 14-2	Witt (1-0)	Burbank (0-1)	-	3-0	0-0	7,039	21,580	3:57
4	2/22 at A&M-Corpus Christi%	W, 12-0	Duplantier II (1-0)	Thomas (0-1)	-	4-0	0-0	4,372	21,580	3:25
5	2/23 at A&M-Corpus Christi%	W, 5-4	Blair (1-0)	Garcia (0-1)	Nixon (1)	5-0	0-0	1,743	21,580	2:53
6	2/25 vs. Alabama	W, 1-0	Sthele (1-0)	Ray (0-1)	Nixon (2)	6-0	0-0	6,361	27,941	2:51
7	2/26 vs. Alabama	W, 2-0	Stevens (2-0)	Jean (0-1)	Harrison (1)	7-0	0-0	6,509	34,450	2:11
8	2/27 vs. Alabama	W, 6-1	Witt (2-0)	Holman (0-1)	-	8-0	0-0	7,160	41,610	2:57
9	3/1 at Sam Houston	W, 10-2	Duplantier II (2-0)	Wesneski (1-1)	-	9-0	0-0	2,928	41,610	3:10
10	3/4 vs. #17 Tennessee^	W, 7-2	Hansen (2-0)	Sewell (2-1)	-	10-0	0-0	16,515	41,610	3:21
11	3/5 vs. #7 LSU^	W, 6-1	Stevens (3-0)	Floyd (2-1)	Harrison (2)	11-0	0-0	24,787	41,610	3:32
12	3/6 vs. UCLA^	L, 5-1	Austin (1-0)	Johnson (0-1)	Tredwell (2)	11-1	0-0	12,577	41,610	3:33
13	3/8 at Texas State	W, 9-8	Cobb (1-0)	Sundgren (1-1)	Nixon (3)	12-1	0-0	3,283	41,610	3:12
14	3/9 vs. Texas State	L, 6-4	Wofford (1-0)	Blair (1-1)	Stivors (4)	12-2	0-0	7,469	49,079	3:34
15	3/12 at South Carolina	W, 9-5	Hansen (3-0)	Hall (0-2)	-	13-2	0-0	6,754	49,079	3:28
16	3/13 at South Carolina	L, 4-2	Sanders (3-0)	Stevens (3-1)	Braswell (3)	13-3	0-0	6,572	49,079	2:13
17	3/13 at South Carolina	L, 9-4	Becker (1-0)	Gordon (0-1)	-	13-4	0-0	6,010	49,079	3:16
18	3/15 at College of Charleston	L, 8-4	Parris (2-0)	Duplantier II (2-1)	-	13-5	0-0	1,438	49,079	2:47
19	3/16 at The Citadel	W, 18-4	Sthele (2-0)	Graf (0-2)	-	14-5	0-0	1,316	49,079	3:39
20	3/18 vs. UIW	W, 19-2	Hansen (4-0)	Garza (2-2)	-	15-5	0-0	6,516	55,595	3:18
21	3/19 vs. UIW	W, 10-2	Stevens (4-1)	Celestino (3-1)	-	16-5	0-0	7,458	63,053	2:46
22	3/20 vs. UIW	W, 12-0	Gordon (1-1)	Zavala (1-2)	-	17-5	0-0	6,786	69,839	2:36
23	3/22 vs. Central Arkansas	W, 7-2	Eckhardt (1-0)	Janak (1-1)	-	18-5	0-0	5,678	75,517	2:51
24	3/25 at #16 Texas Tech*									
25	3/26 at #16 Texas Tech*									
26	3/27 at #16 Texas Tech*									
27	3/29 vs. Texas A&M									
28	4/1 at Oklahoma&*									
29	4/2 at Oklahoma&*									
30	4/3 at Oklahoma&*									
31	4/5 vs. UTRGV									
32	4/8 vs. TCU*									
33	4/9 vs. TCU*									
34	4/10 vs. TCU*									
35	4/12 vs. Stephen F. Austin									
36	4/14 at Kansas State*									
37	4/15 at Kansas State*									
38	4/16 at Kansas State*									
39	4/19 vs. Air Force									
40	4/20 vs. Air Force									
41	4/22 vs. Baylor*									
42	4/23 vs. Baylor*									
43	4/24 vs. Baylor*									
44	4/26 at UTRGV									
45	4/29 vs. Oklahoma State*									
46	4/30 vs. Oklahoma State*									
47	5/1 vs. Oklahoma State*									
48	5/3 vs. Houston Baptist									
49	5/6 at West Virginia*									
50	5/7 at West Virginia*									
51	5/8 at West Virginia*									
52	5/10 vs. Texas Southern									
53	5/17 vs. Sam Houston									
54	5/19 vs. Kansas*									
55	5/20 vs. Kansas*									
56	5/21 vs. Kansas*									

* Big 12 Conference game | % Whataburger Field | ^ Minute Maid Park | & Globe Life Field