



TEXAS BASEBALL GAME NOTES

SIX-TIME NATIONAL CHAMPIONS | 1949 1950 1975 1983 2002 2005

CONTACT: Kevin Rodriguez (krod@utexas.edu | 817-528-7402)

2021 SCHEDULE & RESULTS

FEBRUARY

20 vs. #7 Mississippi State^A
21 vs. #8 Arkansas^A
22 vs. #6 Ole Miss^A
24 BYU
25 BYU
26 BYU
27 BYU



L, 8-3
L, 4-0
L, 8-1
W, 3-1
W, 12-6
W, 11-1
L, 5-4

MARCH

2 A&M-CORPUS CHRISTI
3 at Texas State
5 at Houston
6 at Houston
7 at Houston
9 SAM HOUSTON
12 #12 SOUTH CAROLINA
13 #12 SOUTH CAROLINA
14 #12 SOUTH CAROLINA
16 UTRGV
19 at Baylor*
20 at Baylor*
21 at Baylor*
23 UIW
26 OKLAHOMA*
27 OKLAHOMA*
28 OKLAHOMA*
30 at Texas A&M

W, 12-1
W, 10-3
W, 1-0
L, 3-2 (11)
W, 8-2
W, 15-9
W, 4-1
W, 3-0
W, 8-5
W, 15-2 (7)
W, 5-3
W, 4-3
L, 11-2
W, 10-1
W, 4-3 (11)
W, 11-6
L, 3-2
L, 2-0

APRIL

1 at Kansas*
2 at Kansas*
3 at Kansas*
6 A&M-CORPUS CHRISTI
7 STEPHEN F. AUSTIN
9 KANSAS STATE*
10 KANSAS STATE*
11 KANSAS STATE*
13 NEVADA
14 NEVADA
16 ABILENE CHRISTIAN
17 ABILENE CHRISTIAN
18 ABILENE CHRISTIAN
20 at Texas State
24 at #24 Oklahoma State*
24 at #24 Oklahoma State*
25 at #24 Oklahoma State*
27 UIW
30 #11 TEXAS TECH*

W, 5-2
W, 7-0
W, 11-2
W, 14-4
W, 9-1
W, 13-6
W, 15-1
W, 9-2
W, 4-3
W, 6-5
W, 18-0
W, 3-1
W, 11-1 (7)
W, 5-1
W, 4-3
W, 5-2
L, 7-3
W, 5-3
L, 6-3

MAY

1 #11 TEXAS TECH*
2 #11 TEXAS TECH*
4 TEXAS STATE
7 at #3 TCU*
8 at #3 TCU*
9 at #3 TCU*
20 WEST VIRGINIA*
21 WEST VIRGINIA*
22 WEST VIRGINIA*
26 vs. West Virginia#
27 vs. Oklahoma#
28 vs. West Virginia#
29 vs. Oklahoma State#

L, 5-3
W, 11-3
W, 4-1
W, 5-4
L, 2-1
W, 9-3
L, 5-4
W, 14-3
W, 12-2 (8)
L, 5-1
W, 4-1
W, 3-2
L, 5-4

JUNE

4 vs. Southern%
5 vs. Arizona State%
6 vs. Fairfield%
12 vs. South Florida%
13 vs. South Florida%
20 vs. Mississippi State%

W, 11-0
W, 10-3
W, 12-2
W, 4-3
W, 12-4
6 p.m.

All times Central | Home games in **BOLD**
*Big 12 Conference Game | #Big 12 Tournament Game
%NCAA Tournament Game
^at Globe Life Field

ON AIR

TV ESPN / ESPN2 / ESPN

Karl Ravech, Kyle Peterson, Eduardo Perez, Kris Budden
Tom Hart, Chris Burke, Ben McDonald, Kris Budden

LIVESTREAM WatchESPN

RADIO Longhorn IMG Radio | 104.9 FM/1260 AM

Craig Way
Roger Wallace

LIVESTATS NCAA.StatBroadcast.com

JUNE 19-30 | NCAA COLLEGE WORLD SERIES | TD AMERITRADE PARK



#2 TEXAS LONGHORNS

RECORD.....47-15 (17-7 Big 12)
RANKING D1 BASEBALL.....3
HEAD COACH.....David Pierce (Houston '88)
CAREER RECORD.....366-201 (10th season)
RECORD @ TEXAS.....169-92 (5th season)

LONGHORNS BY THE NUMBERS

TEXAS	OFFENSE	OPPONENTS
.281	Batting Avg.	.213
.400	On-Base Pct	.294
.447	Slugging Pct	.317
121	Doubles	79
14	Triples	12
63	Home Runs	35
355	Walks	196
85-107	Stolen Bases-Att	33-51

TEXAS vs. THE BRACKET

ALL-TIME SERIES vs. MISSISSIPPI STATE: Series tied, 5-5 | **vs. TENNESSEE:** Tennessee leads, 2-0 | **vs. VIRGINIA:** n/a
NCAA TOURNAMENT RECORD vs. MISSISSIPPI STATE: Texas leads, 4-1 | **vs. TENNESSEE:** n/a | **vs. VIRGINIA:** n/a
NCAA COLLEGE WORLD SERIES RECORD vs. MISSISSIPPI STATE: Texas leads, 2-0 | **vs. TENNESSEE:** n/a | **vs. VIRGINIA:** n/a

LONGHORNS NOTES

THE MATCHUPS—Second-seeded Texas arrives in Omaha as the highest remaining seed in the NCAA Tournament and is slotted in the bracket with No. 3 Tennessee, No. 7 Mississippi State and Virginia. The Longhorns will open College World Series play on Sunday at 6 p.m. CT against Mississippi State, then face either Tennessee or Virginia on Tuesday. Mississippi State advanced to the College World Series with a three-game defeat of Notre Dame in the Starkville Super Regional after sweeping their way through the Starkville Regional. Tennessee is riding a five-game winning streak after sweeping the Knoxville Regional and Super Regional, while Virginia defeated Dallas Baptist in three games at the Columbia Super Regional after winning the Columbia Regional in five games. The other side of the College World Series bracket includes No. 4 Vanderbilt, No. 5 Arizona, No. 9 Stanford and NC State.

A LOOK AT THE LONGHORNS—Texas swept through the NCAA Austin Super Regional against South Florida, winning in a ninth-inning walk-off, 4-3, on Saturday, then with a dominant 12-4 victory on Sunday. The Longhorns have won all five NCAA Tournament games, sweeping through the Regional and Super Regional rounds for the second time in program history. In the Regional round, the Longhorns outscored Southern, Arizona State and Fairfield by a combined score of 33-5. The 33 runs were the second-most scored by the Longhorns since the current four-team regional format began in 1999 and the most since scoring 58 runs over five games in the 2005 Austin Regional. The Texas pitching staff has compiled a 2.89 ERA, which ranks No. 1 nationally and leads the Big 12 by over a run. The starting pitching trio of Pete Hansen (1.84), Ty Madden (2.41), and Tristan Stevens (2.97) all rank in the top six in ERA in the Big 12, while Stevens' 11 wins lead the conference and are the sixth-most in the NCAA.

ALL-BIG 12 HONORS—Ty Madden led a total of 13 Longhorns named to All-Big 12 teams this season. Right-handed pitcher Tristan Stevens, second baseman Mitchell Daly and designated hitter Ivan Melendez join Madden on the first team. Third baseman Cam Williams and outfielder Mike Antico both landed on the second team. Seven other Longhorns picked up Honorable Mention recognition: Silas Ardoin, Trey Faltine, Pete Hansen, Douglas Hodo III, Aaron Nixon, Tanner Witt, Zach Zubia. First-year Longhorns Daly, Nixon and Witt all landed on the Big 12 All-Freshman team. The 13 total players recognized leads the Big 12 and are the most for Texas since 2005.



COLLEGE WORLD SERIES

CWS APPEARANCES (last).....37th (2018)
ALL-TIME CWS RECORD.....85-61
CWS CHAMPIONSHIPS (last).....6 (2005)
CWS FINALS APPEARANCES (last).....12 (2009)
CWS GAMES PLAYED.....146 (most all-time)

TEXAS	PITCHING/DEFENSE	OPPONENTS
2.89	ERA	6.64
551.1	Innings Pitched	527.0
1	Complete Games	1
15	Saves	8
2.68	Strikeout/Walk Ratio	1.45
.213	Opponent Batting Avg	.281
47	Errors	65
49	Double Plays	31

BIG 12 PITCHER OF THE YEAR—Ty Madden was named the Big 12 Pitcher of the Year leading into the Phillips 66 Big 12 Championship. Madden has compiled a 2.41 ERA and a 7-4 record in 16 starts this season. He has struck out 119 batters in 100.2 innings pitched and has the best opponents' batting average in the league at .189. Madden is the Longhorns' first Big 12 Pitcher of the Year since Taylor Jungmann in 2011 and the seventh Longhorn overall.

BIG 12 COACH OF THE YEAR—For the second time in his five seasons at Texas, head coach David Pierce led the Longhorns to the Big 12 regular season title and was named the league's coach of the year. The award is his fourth overall as a head coach after receiving the honor twice in the Southland Conference while leading Sam Houston.

DEFENSE WINS CHAMPIONSHIPS—It's an old adage that has played out well in Texas' journey to a record 37th College World Series appearance. The Longhorns 2.89 ERA leads the NCAA by a quarter of a run and the Big 12 Conference by more than a run. Texas' .980 fielding percentage also leads the Big 12 and is the 13th-best percentage in the nation. The squad has committed a conference-low 47 errors while also turning 49 double plays, tied for the most in the Big 12.

MOUND PRESENCE—The Texas pitching staff has been among the most dominant groups in the nation. Three Texas starters rank in the top-six in the Big 12 Conference in earned run average, with Pete Hansen leading the conference with a 1.84 ERA. Ty Madden sits in second with a 2.41 ERA, while Tristan Stevens' 2.97 ERA ranks sixth. As a staff, the Longhorns have the best ERA in the nation at 2.89, a mark that leads the conference by more than a run.

MR. CONSISTENT—With a ninth-inning RBI-single against South Florida on Sunday in the NCAA Austin Super Regional, Zach Zubia extended his streak of reaching base safely to 38 games. During the streak, Zubia has hit .324 with seven doubles, two triples, seven home runs, 35 RBI and 30 runs scored while walking 32 times for a .451 on-base percentage. Zubia has 13 multi-hit games and eight multi-walk games during the run, including five three-hit games, one three-walk and one four-walk game. On the season, the redshirt junior's 45 walks are fourth in the Big 12 Conference and rank 29th in the NCAA.

2021 BIG 12 CONFERENCE STANDINGS

	BIG 12	PCT.	OVERALL	PCT.
TEXAS	17-7	.708	47-15	.758
TCU	17-7	.708	41-19	.683
Texas Tech	14-10	.583	39-17	.696
Oklahoma State	12-12	.500	36-19-1	.652
Oklahoma	11-13	.458	27-28	.491
Baylor	11-13	.458	31-20	.608
Kansas State	10-14	.417	34-23	.596
West Virginia	8-16	.333	25-27	.481
Kansas	8-16	.333	30-27	.526

QUICK FACTS

UNIVERSITY & ATHLETICS

SCHOOL.....	The University of Texas
CITY, STATE	Austin, TX
FOUNDED.....	1883
ENROLLMENT.....	51,832 (40,804 undergraduate)
NICKNAME.....	Longhorns
SCHOOL COLORS ...	Burnt Orange(Pantone 159) & White
HOME FIELD (CAPACITY) ...	UFU Disch-Falk Field (7,373)
SURFACE.....	FieldTurf
DIMENSIONS ...	LF-340', CF-400', RF-325', LCF-370', RCF-365'
AFFILIATION.....	NCAA Division I
CONFERENCE.....	Big 12 Conference
PRESIDENT.....	Jay Hartzell
VICE PRESIDENT & ATHLETICS DIRECTOR....	Chris Del Conte
ATHLETIC DEPT. PHONE.....	(512) 471-6036
TICKET OFFICE PHONE.....	(512) 471-3333

BASEBALL HISTORY

FIRST YEAR OF BASEBALL.....	1895
ALL-TIME COLLEGIATE RECORD ...	3,476-1,224-28 (.738)
ALL-TIME OVERALL RECORD	3,646-1,372-32 (.725)
ALL-TIME CONFERENCE RECORD	1,427-561-13 (.716)
NATIONAL CHAMPIONSHIPS	6
COLLEGE WORLD SERIES APPEARANCES/LAST	36/2018
SUPER REGIONAL APPEARANCES/LAST	10/2018
NCAA REGIONAL APPEARANCES/LAST	57/2018

COACHES & SUPPORT STAFF

HEAD COACH.....	David Pierce
ALMA MATER, YEAR.....	Houston '88
RECORD AT TEXAS/YEARS.....	169-92 (.648)/5
CAREER RECORD/YEARS.....	366-201 (.646)/10
BASEBALL OFFICE PHONE.....	(512) 471-5732
BASEBALL OFFICE FAX.....	(512) 471-5516
ASSISTANT COACH.....	Sean Allen
ALMA MATER, YEAR.....	Houston '01
ASSISTANT COACH.....	Philip Miller
ALMA MATER, YEAR... Northwestern State '05; SHSU '10	
ASSISTANT COACH.....	Troy Tulowitzki
DIR. OF BASEBALL OPERATIONS	Drew Bishop
DIR. OF PLAYER DEVELOPMENT.....	Carli Todd
DIR. PLAYER PERSONNEL & ANALYTICS ...	Ryan Monsevalles
BASEBALL ACADEMIC COUNSELOR	Kat Hastings
BASEBALL ADMINISTRATIVE ASSOCIATE.....	Heather Vacek
BASEBALL ATHLETIC TRAINER	Tom Mendez
BASEBALL STRENGTH COACH.....	Matt Couch
BASEBALL DIETITIAN	Katie McInnis

2021 PREVIEW

2020 RECORD.....	14-3
2020 BIG 12 RECORD.....	N/A
POSITION STARTERS RETURNING/LOST.....	8/2
PITCHERS RETURNING/LOST	14/4
LETTERMEN RETURNING/LOST	22/5
NEWCOMERS	14

OTHER MEDIA INFORMATION

WEBSITE.....	TEXASSPORTS.COM
BASEBALL TWITTER.....	@TEXASBASEBALL
BASEBALL INSTAGRAM	@TEXASBASEBALL
RADIO STATION.....	104.9 THE HORN/AM 1260
CONTACT/PLAY-BY-PLAY.....	Craig Way
ADDRESS.....	705 North Lamar, Austin, TX 78703
PHONE/FAX.....	(512) 684-7434 / (512) 473-2233

LONGHORNS NOTES

FLASHING THE LEATHER—Trey Faltine has been a human highlight reel this season, making the difficult look routine. The Longhorns shortstop leads the Big 12 with 184 assists and ranks second with 33 double plays while sporting a .971 fielding percentage in 273 chances.

DALY GETTING IT DONE—Mitchell Daly has had a breakout season at the plate, reaching base safely in 50 of the 54 games he has started this season with 16 multi-hit games, including three three-hit games and a four-hit game. Daly's .321 batting average is tied for 15th in the Big 12 Conference. The freshman is currently tied for the team lead in batting average, is second in hits (62) and tied for third in doubles (15), while sitting fifth in on-base percentage (.417), slugging percentage (.430) and OPS (.847) and seventh in total bases (83).

ANTICO CREATING CHAOS—Mike Antico is second in the nation and leads the Big 12 Conference with 39 stolen bases, the most for a Longhorn since 2002 (Tim Moss, 40). His 39 steals are tied for seventh by a Longhorn in a single season and 10 shy of the program record. Antico has also walked 60 times this season, the second-highest total in the nation and the most in a season for a Longhorn since Wylie Campbell had 64 in 1994. The redshirt senior stole four bases against Fairfield in the NCAA Austin Regional Championship, the first Longhorn to swipe four bags in a game since 2016 (Joe Baker vs. Stanford, Feb. 26). In Texas' five postseason games, Antico has walked nine times, stolen 10 bases and has now reached base safely in 25 consecutive games.

INFIELD HIT MACHINE—Throughout his career on the Forty Acres, Eric Kennedy has used his speed as a means to get on base. This season is no different, with 26 infield singles, including 15 bunt hits. In his career, Kennedy has 50 infield hits (27 bunts). He's not the only speedy Longhorn, as Texas has 31 total bunt singles this season. Douglas Hodo II has seven bunt hits, Mike Antico has four, Mitchell Daly has three and Trey Faltine has two.

HITTING STREAKS

	LONGEST	CURRENT
Melendez, Ivan	14	1
Kennedy, Eric	12	-
Faltine, Trey	11	11
Daly, Mitchell	9	-
Williams, Cam	9	1
Antico, Mike	7	4
Zubia, Zach	6	1
Ardoin, Silas	6	1
Petrinsky, DJ	5	-
Stehly, Murphy	5	1
Todd, Austin	4	4
Hodo III, Douglas	4	1
Campbell, Dylan	2	-
Witt, Tanner	2	-
Ford, Lance	1	-
Geib, Peter	1	1
Powell, Peyton	1	1
Porter, Dalton	1	-

TEXAS BY THE NUMBERS

	LAST HR	OFF	MOST HITS, GAME ('21)	MOST RBI, GAME ('21)
Antico	5/20/21 vs. WVU	Wolf	4, 4/9 vs. K-State	5, 4/9 vs. K-State
Ardoin	3/16/21 vs. UTRGV	Rodriguez	3, 3/16 vs. UTRGV	5, 3/16 vs. UTRGV
Campbell	3/23/21 vs. UIW	Walker	2, 3/23 vs. UIW	3, 3/23 vs. UIW
Daly	4/25/21 at Oklahoma State	Martin	4, 4/1 at Kansas	4, 4/6 vs. A&M-Corpus
Faltine	5/21/21 vs. WVU	Lyles	3, 3/27 vs. Oklahoma	4, 2x-last 5/21 vs. WVU
Ford	4/28/19 vs. West Virginia	Helverson	1, 4/10 vs. K-State	-
Geib	3/23/21 vs. UIW	Beddingfield	1, 3/23 vs. UIW	3, 3/23 vs. UIW
Hodo III	5/2/21 vs. Texas Tech	Wells	2, 19-last 6/4 vs. Southern	4, 2x-last 6/5 vs. Fairfield
Kennedy	5/26/21 vs. WVU	Wolf	3, 4x-last 5/22 vs. WVU	4, 5/22 vs. WVU
Melendez	6/4/21 vs. Southern	Snyder	4, 2x-last 4/6 vs. A&M-Corpus	4, 4x-last 4/11 vs. K-State
Peter	3/19/19 vs. Arkansas	Wicklander	-	-
Petrinsky	4/7/21 vs. SFA	Caple	1, 13x-last 5/1 vs. Texas Tech	2, 2x-last 3/20 at Baylor
Porter	3/16/21 vs. UTRGV	Gerik	1, 4x-last 3/21 at Baylor	1, 2x-last 3/16 vs. UTRGV
Powell	3/13/21 vs. South Carolina	Jordan	1, 3/14 vs. South Carolina	1, 3/14 vs. South Carolina
Stehly	2/14/20 at Rice	Cienfuegos	2, 4x-last 4/16 vs. ACU	3, 2x-last 4/16 vs. ACU
Todd	3/8/20 vs. Cal State Fullerton	Magrisi	2, 2x-last 3/9 vs. Sam Houston	1, 2x-last 3/7 at Houston
Williams	6/13/21 vs. South Florida	Burns	3, 4x-last 6/5 vs. Arizona State	4, 3/27 vs. Oklahoma
Witt	-	-	2, 3/23 vs. UIW	-
Zubia	6/5/21 vs. Arizona State	Bodlovich	3, 7x-last 5/27 vs. Oklahoma	5, 3/9 vs. Sam Houston

MAKING A BIG IMPRESSION—After a relatively quiet start to the season, Ivan Melendez caught fire in the month of April. For the month, Melendez hit .412 with eight doubles, one triple, eight home runs, 27 RBI and 16 runs scored. In that span, he compiled a .529 on-base percentage and .912 slugging percentage for an OPS of 1.441. He raised his batting average from .263 to .344 during the 19 games. From April 3-11, he established a program-record six-game home run streak that culminated with a pair of bombs against Kansas State on April 11. For his efforts in April, he was named Big 12 Player of the Week, National Collegiate Baseball Writers Association (NCBWA) Hitter of the Week, and Big 12 Co-Newcomer of the Week.

COMMANDING THE ZONE—Tristan Stevens' command has been on point this season, yielding only 14 walks over his last 92.2 innings pitched. Prior to issuing a walk to open the sixth inning at Oklahoma State on April 24, Stevens had gone 113 batters (28 1/3 innings) without relinquishing a free pass. On the season, Stevens leads the Big 12 with 11 wins and 103 innings, while the 19 walks he has yielded this year are the sixth fewest among starting pitchers in the conference.

HAMMER KEEPS HAMMERING—Cam Williams has been crushing the ball all season and is currently second on the squad with 11 home runs, including a pair from each side of the plate against Oklahoma on March 27. His 20 doubles this season lead the Big 12 and rank 16th in the NCAA. The redshirt junior is second on the team in RBIs (47), slugging percentage (.596), OPS (1.020) and total bases (112), while sitting third in batting average (.303) and on-base percentage (.424).

PIERCE AT THE HELM—David Pierce will be making his second College World Series appearance as a head coach and sixth overall. Pierce led the Longhorns to the CWS in 2018 and was an assistant with Rice in four CWS (2003, 2006-08), including as part of the staff for the Owls' 2003 College World Series championship team.

REACHED-BASE STREAKS

	LONGEST	CURRENT
Zubia, Zach	38	38
Antico, Mike	25	25
Daly, Mitchell	23	5
Melendez, Ivan	17	1
Kennedy, Eric	17	13
Hodo III, Douglas	14	1
Williams, Cam	13	1
Ardoin, Silas	12	1
Faltine, Trey	11	11
Stehly, Murphy	11	1
Petrinsky, DJ	7	-
Todd, Austin	6	6
Campbell, Dylan	5	-
Geib, Peter	3	3
Ford, Lance	3	3
Porter, Dalton	2	-
Witt, Tanner	2	-
Powell, Peyton	1	1
Peter, Caston	1	1

2021 W-L BY POSITION (STARTS)									
	C	1B	2B	SS	3B	LF	CF	RF	DH
Antico							45-14		0-1
Ardoin	39-9								
Campbell			3-0			5-2			2-0
Daly			43-11						
Faltine				46-15					
Ford					1-0				
Hodo						1-0		44-11	0-1
Kennedy						41-12	2-1		
Melendez		3-2							39-9
Petrinsky	8-6								1-2
Porter						0-1		0-1	1-0
Powell									1-1
Stehly			1-4	1-0	4-1				0-1
Todd								3-3	
Williams					42-14				
Witt									2-0
Zubia		44-13							1-0

2021 W-L BY BATTING ORDER (STARTS)									
	1	2	3	4	5	6	7	8	9
Antico	30-10		9-3		0-2			6-0	
Ardoin				11-2	15-2	2-0	3-2	6-3	2-0
Campbell	1-0							5-1	4-1
Daly		26-7			2-0		1-2	3-0	11-2
Faltine			4-1		0-2	12-2	8-3	2-0	20-7
Ford							1-0		
Hodo	8-3	4-2			1-0	17-6	12-1		3-0
Kennedy	6-0	17-6					6-1	8-4	6-2
Melendez			2-1	22-6	2-0	10-4	6-0		
Petrinsky				0-1	5-2	1-1	2-2		
Porter						1-1		0-1	
Powell							1-0	0-1	
Stehly				0-1			1-0	4-2	1-3
Todd	2-2		1-1						
Williams			2-2	5-2	16-5	3-0	4-4	12-1	
Witt						1-0	1-0		
Zubia			29-7	9-3	6-2	0-1	1-0		

2021 RUNS SCORED BY INNING											
	1	2	3	4	5	6	7	8	9	10+	Total
Texas	51	66	61	49	40	44	42	58	12	1	424
Opponents	31	17	14	18	20	39	18	14	22	1	194

2021 TEXAS BY THE NUMBERS		
Current streak: W5	Ahead after 6-7-8: 44-0/42-0/43-0	Hit homer: 31-8
Current record: 47-15	Behind after 6-7-8: 0-13/0-13/0-12	Homer with men on: 21-1
Home/Road/Neutral: 32-5/13-5/2-5	Tied after 6-7-8: 3-2/3-2/1-3	Hit multiple homers: 14-2
Day/Night: 17-12/30-3	1-run games: 9-6	Score first: 32-1
Big 12 record: 17-7	2-run games: 4-2	Score 5 or more: 34-0
Series W-L-T (home): 7-1-0	Extra innings: 1-1	Score less than 5: 13-15
Series W-L-T (road): 5-0-0	Collect 10 or more hits: 29-0	Outhit opponents: 37-5
vs. LH/RH starters: 20-7/27-8	Opp. 10 or more hits: 6-3	Outhit by opponents: 7-9
White/Orange/Gray/Cream/Pin: 8-5/13-4/12-4/7-0/7-2	Come-from-behind wins: 16	Opp. come-from-behind wins: 3

2021 MISCELLANEOUS		
Game-Tying & Go-Ahead RBI: Zubia (16), Antico (12), Daly (11), Williams (11), Hodo (10), Faltine (9), Ardoin (9), Melendez (5), Kennedy (3), Petrinsky (1), Powell (1)	4/9 vs. K-State (8th inn.), 4/10 vs. K-State (3rd inn.), 4/16 vs. ACU (3rd. inn), 5/9 at TCU (6th inn.), 5/21 vs. WVU (3rd inn.)	
2-Out RBI (141): Melendez (22), Williams (21), Hodo (18), Zubia (15), Antico (15), Daly (14), Faltine (11), Kennedy (9), Ardoin (5), Geib (3), Stehly (3), Campbell (2), Todd (1), Porter (1), Powell (1)	Weekly Awards: Williams (3/1 Big 12 Player); Madden (3/1 Big 12 Pitcher); Madden (3/8 Big 12 Pitcher/Collegiate Baseball/Perfect Game/NCBWA); Ivan Melendez (4/5 Big 12 Co-Newcomer); Ivan Melendez (4/12 Big 12 Player/Collegiate Baseball); Tristan Stevens (4/12 Big 12 Pitcher); Mike Antico (4/12 Big 12 Newcomer); Mike Antico (5/24 Big 12 Newcomer)	
Bunt Singles: Kennedy (15), Hodo (7), Antico (4), Daly (3), Faltine (2)		
OF Assists: Antico (4), Hodo (4)		
Batted Around (10): 2/25 vs. BYU (7th inn.), 3/16 vs. UTRGV (5th inn.), 3/19 at Baylor (2nd inn.), 4/6 vs. A&M-Corpus (8th inn.),		

2021 TEXAS PITCHING BY THE NUMBERS									
	W-L-S	G	ERA	IP	H	ER	BB	SO	HR
Totals	47-15-15	62	2.89	551.1	428	177	197	528	35
Big 12	17-7-5	24	3.24	214.0	189	77	80	205	17
Starters	31-11-0	62	2.81	339.0	264	106	110	299	18
Relievers	16-4-15	62	3.01	212.1	164	71	87	229	17
Home	32-5-8	37	2.75	330.0	246	101	110	310	21
Road	13-5-5	18	2.54	159.1	131	45	60	153	9
Neutral	2-5-2	7	4.50	62.0	51	31	27	65	5
February	3-4-1	7	4.50	62.0	47	31	27	60	6
March	14-4-3	18	2.85	161.1	126	51	69	156	9
April	17-2-6	19	2.41	168.0	142	45	51	145	9
May	8-5-4	13	3.05	115.0	83	39	37	116	8
June	5-0-1	5	2.20	45.0	30	11	13	51	3

MULTIPLE-HIT GAMES					
	2	3	4	5+	TOTAL
Hodo III, Douglas	19	-	-	-	19
Melendez, Ivan	13	3	2	-	18
Zubia, Zach	9	8	-	-	17
Daly, Mitchell	11	4	1	-	16
Kennedy, Eric	12	4	-	-	16
Antico, Mike	12	2	1	-	15
Faltine, Trey	13	1	-	-	14
Williams, Cam	9	4	-	-	13
Ardoin, Silas	12	1	-	-	13
Stehly, Murphy	4	-	-	-	4
Todd, Austin	2	-	-	-	2
Witt, Tanner	1	-	-	-	1
Campbell, Dylan	1	-	-	-	1
TEAM	118	27	4	0	149

MULTIPLE-RBI GAMES					
	2	3	4	5+	TOTAL
Zubia, Zach	14	2	1	1	18
Melendez, Ivan	6	3	4	-	13
Williams, Cam	8	3	1	-	12
Faltine, Trey	5	3	2	-	10
Hodo III, Douglas	6	2	2	-	10
Ardoin, Silas	7	1	-	1	9
Antico, Mike	5	3	-	1	9
Kennedy, Eric	4	-	1	-	5
Daly, Mitchell	3	1	1	-	5
Petrinsky, DJ	2	-	-	-	2
Stehly, Murphy	-	2	-	-	2
Campbell, Dylan	1	1	-	-	2
Geib, Peter	-	1	-	-	1
TEAM	61	22	12	3	98

2021 CATCHERS				
	PB	FLD%	CS-ATT.	CS%
Ardoin	6	1.000	16-40	40%
Petrinsky	0	1.000	2-11	18%
Totals	6	1.000	18-51	35%

2021 HOME RUNS					
	1R	2R	3R	SLAM	TOTAL
Melendez	6	5	1	-	12
Williams	4	7	-	-	11
Zubia	6	3	1	-	10
Antico	6	1	2	-	9
Hodo	2	2	-	1	5
Faltine	3	2	-	-	5
Daly	2	-	-	-	2
Kennedy	2	-	1	-	3
Geib	-	-	1	-	1
Ardoin	-	1	-	-	1
Campbell	-	1	-	-	1
Petrinsky	1	-	-	-	1
Porter	1	-	-	-	1
Powell	1	-	-	-	1
Totals	34	22	6	1	63

WEEKLY RANKING SUMMARY					
POLL	D1	NCBWA	BA	CBN	COACHES
Pre	9	9	12	20	12
Feb. 22	19	21	18	NR	NR
Mar. 1	19	19	20	NR	NR
Mar. 8	19	19	20	NR	21
Mar. 15	10	14	10	14	12
Mar. 22	9	9	9	9	10
Mar. 29	5	6	7	6	8
Apr. 5	4	3	6	3	6
Apr. 12	3	3	4	3	5
Apr. 19	3	3	5	3	3
Apr. 26	3	3	3	3	3
May 3	6	5	9	5	5
May 10	5	4	7	4	4
May 17	2	2	4	4	3
May 24	2	2	4	4	2
May 31	3	2	5	4	4

TEXAS IN THE COLLEGE WORLD SERIES

1949

St. John's	7-1	W
Wake Forest	8-1	W
Wake Forest	10-3	W

College World Series Champions

1950

Rutgers	2-4	L
Colorado A&M	3-1	W
Tufts	7-0	W
Washington State	12-1	W
Rutgers	15-9	W
Washington State	3-0	W

College World Series Champions

1952

Penn State	3-5	L
Oregon State	10-1	W
Holy Cross	1-2	L

Fifth-Place Tie

1953

Duke	2-1	W
Lafayette	7-3	W
Michigan	5-12	L
Michigan	6-4	W
Lafayette	13-3	W
Michigan	5-7	L

College World Series Runner-up

1957

Connecticut	3-0	W
Penn State	1-4	L
Notre Dame	0-9	L

Fifth-Place Tie

1961

USC	6-8	L
Western Michigan	2-8	L

Seventh-Place Tie

1962

Michigan	1-3	L
Colorado State	12-3	W
Ithaca College	3-2	W
Michigan	7-0	W
Santa Clara	3-4	L

Third Place

1963

USC	8-3	W
Missouri	2-3	L
Penn State	6-4	W
Arizona	8-10	L

Third-Place Tie

1965

Washington State	5-12	L
Florida State	2-3	L

Seventh-Place Tie

1966

Arizona	5-1	W
St. John's (N.Y.)	0-2	L
Oklahoma State	1-6	L

Fifth-Place Tie

1968

Oklahoma State	5-8	L
Brigham Young	7-0	W
North Carolina State	5-6	L

Fifth-Place Tie

1969

Arizona State	4-0	W
Tulsa	2-4	L
Mississippi	14-1	W
New York	2-3	L

Fourth Place

1970

Delaware	12-4	W
Ohio	7-2	W
Florida State	5-1	W
USC	7-8 (14)	L
Florida State	2-11	L

Third Place

1972

Connecticut	0-3 (10)	L
Mississippi	9-8	W
Oklahoma	7-1	W
USC	3-4 (10)	L

Third-Place Tie

1973

Georgia Southern	6-3	W
USC	1-4	L
Oklahoma	10-2	W
Arizona State	5-6	L

Third-Place Tie

1974

USC	2-9	L
Seton Hall	12-2	W
Oklahoma	10-4	W
USC	3-5	L

Fourth Place

1975

Oklahoma	4-2	W
Arizona State	2-5	L
Seton Hall	12-10	W
South Carolina	17-6	W
South Carolina	5-1	W

College World Series Champions

1979

Connecticut	11-5	W
Mississippi State	8-2	W
Arkansas	4-9	L
Pepperdine	4-6	L

Fourth Place

1981

Arizona State	2-11	L
Michigan	6-5	W
Miami (Fla.)	5-4	W
Oklahoma State	15-8 (13)	W
Arizona State	3-12	L

Third Place

1982

Oklahoma State	9-1	W
Stanford	8-6 (12)	W
Miami (Fla.)	1-2	L
Wichita State	4-8	L

Third-Place Tie

1983

James Madison	12-0	W
Oklahoma State	6-5 (11)	W
Alabama	6-4 (10)	W
Michigan	4-2	W
Alabama	4-3	W

College World Series Champions

1984

New Orleans	6-3	W
Cal State Fullerton	6-4	W
Arizona State	8-4	W
Oklahoma State	13-18	L
Cal State Fullerton	1-3	L

College World Series Runner-up

1985

Arizona	2-1	W
Miami (Fla.)	8-4	W
Mississippi State	12-7	W
Arkansas	8-7 (10)	W
Miami (Fla.)	1-2	L
Miami (Fla.)	6-10	L

College World Series Runner-up

1987

Arkansas	13-6	W
Stanford	1-6	L
Florida State	6-4 (10)	W
Oklahoma State	6-5	W
Stanford	3-9	L

Third Place

1989

Long Beach State	7-1	W
Miami (Fla.)	12-2	W
LSU	12-7	W
Wichita State	3-5	L

College World Series Runner-up

1992

Oklahoma	15-3	W
Pepperdine	0-7	L
Oklahoma	8-5	W
Pepperdine	4-5	L

Third-Place Tie

1993

Oklahoma State	6-5	W
Wichita State	6-7	L
Oklahoma State	6-7	L

Fifth-Place Tie

2000

LSU	5-13	L
Florida State	2-6	L

Seventh-Place Tie

2002

Rice	2-1	W
Stanford	8-7	W
Stanford	6-5	W
South Carolina	12-6	W

College World Series Champions

2003

Miami (Fla.)	13-2	W
Rice	2-12	L
Miami (Fla.)	5-1	W
Rice	4-5	L

Third-Place Tie

2004

Arkansas	13-2	W
Georgia	9-3	W
Georgia	7-6	W
Cal State Fullerton	4-6	L
Cal State Fullerton	2-3	L

College World Series Runner-up

2005

Baylor	W	5-1
Tulane	W	5-0
Baylor	W	4-3
Florida	W	4-2
Florida	W	6-2

College World Series Champions

2009

Southern Mississippi	7-6	W
Arizona State	10-6	W
Arizona State	4-3	W
LSU	6-7 (10)	L
LSU	5-1	W
LSU	4-11	L

College World Series Runner-up

2011

Florida	8-4	L
North Carolina	3-0	L

Seventh-Place Tie

2014

UC Irvine	3-1	L
Louisville	4-1	W
UC Irvine	1-0	W
Vanderbilt	4-0	W
Vanderbilt	4-3 (10)	L

Third-Place Tie

2018

Arkansas	11-5	L
Florida	6-1	L

Seventh-Place Tie

TEXAS W/L AT COLLEGE WORLD SERIES

TEXAS vs. (W-L)

Alabama	2-0
Arizona	4-1
Arizona State	2-4
Arkansas	3-2
Baylor	2-0
BYU	1-0
Cal State Fullerton	1-3
Colorado State	2-0
Connecticut	2-1
Delaware	1-0
Duke	1-0
Florida	2-2
Florida State	2-3
Georgia	2-0
Georgia Southern	1-0
Holy Cross	0-1
Ithaca College	1-0
James Madison	1-0
Lafayette	2-0
Long Beach State	1-0
Louisville	1-0
LSU	2-3
Miami (Fla.)	5-3
Michigan	4-3
Mississippi	2-0
Mississippi State	2-0
Missouri	0-1
New Orleans	1-0
North Carolina	0-1

TEXAS vs. (W-L)

North Carolina State	0-1
NYU	0-1
Notre Dame	0-1
Ohio	1-0
Oklahoma	6-0
Oklahoma State	5-4
Oregon State	1-0
Penn State	1-2
Pepperdine	0-3
Rice	1-2
Rutgers	1-1
Santa Clara	0-1
Seton Hall	2-0
South Carolina	3-0
Southern Miss	1-0
St. John's (N.Y.)	1-1
Stanford	3-2
Tufts	1-0
Tulane	1-0
Tulsa	0-1
UC Irvine	1-1
USC	1-6
Vanderbilt	1-1
Wake Forest	2-0
Washington State	2-1
Western Michigan	0-1
Wichita State	0-3
Total	85-61



HEAD COACH DAVID PIERCE 22

5th season at Texas | 10th season as head coach

HIGH SCHOOL **St. Pius X High School**
JUNIOR COLLEGE **Wharton County Junior College**
ALMA MATER **University of Houston, 1988**

A Texas native who has spent most of his 30-year career coaching in the state, David Pierce was named head baseball coach at The University of Texas on June 29, 2016. Pierce, just the fifth Longhorn head coach since 1911 (with the exception

of the war years of 1943-45 when Blair Cherry was at the helm), is the 13th head coach in 122 years of Texas baseball.

Entering his fifth season as the Longhorns' head coach in 2021, Pierce has an overall record of 122-77 at Texas and a 319-186 mark in nine seasons as a Division I head coach.

In just his second season at the helm, Pierce was named Baseball America's National Coach of the Year after guiding the Longhorns to a 42-23 record and back to the College World Series for the first time since 2014. With a 17-7 mark in league play, Pierce, who was named the Big 12 Conference Coach of the Year, led his team to the Big 12 Conference title—the first conference title for Texas since 2011—and hosted both an NCAA Regional and an NCAA Super Regional. In the Austin Regional, the Longhorns went 3-0 with wins over Texas Southern, Texas A&M, and Indiana. In the Super Regional, Texas dropped game one to Tennessee Tech before taking games two and three to send Pierce to Omaha for the first time as head coach. The Longhorns finished ranked in the top eight in every major poll to close out the season and finished first in the nation in double plays (73) and ninth in triples (22). Under Pierce and his staff's tutelage, second baseman Kody Clemens completed one of the best offensive seasons in Texas history. A third-round draft pick by the Detroit Tigers, Clemens was named a unanimous first team All-American at second base, becoming the first to earn that honor under Pierce. Clemens, the ABCA National Player of the Year and a finalist for both the Dick Howser Trophy and the USA Baseball Golden Spikes Award, blasted 24 home runs on the year, good for second in the country and second-most in a single season in Texas Baseball history. Clemens also ranked nationally in total bases (second, 180), slugging percentage (fifth, .726), and RBI (12th, 72).

In his first season leading the Longhorns, Pierce led Texas to a 39-24 record, a 14-win improvement from the 2016 campaign. Texas came within one win of taking the Big 12 Conference tournament title before earning a No. 2 seed in the Long Beach Regional. Texas won its first two games of the regional before its season came to a close at the hands of LBSU. As a team, the Longhorns finished in the top 10 nationally in several statistical categories including double plays turned (fourth, 65), fielding percentage (fourth, .982), earned run average (ninth, 3.15), and hits allowed per nine innings (ninth, 7.60). Right-handed pitcher Morgan Cooper, a third team All-America selection, was taken in the second round of the MLB Draft, the first of 11 Longhorns to be selected in 2017, the most for any school. In Pierce's two seasons, a total of 16 Longhorns have been chosen in the draft.

The 56-year-old Pierce came to Texas from Tulane, where he spent the previous two seasons as head coach following a three-year stint at Sam Houston State in the same role. Pierce's teams have qualified for the NCAA tournament in seven years with him at the helm, and including his time as an assistant, Pierce was a part of programs that advanced to the postseason in 18 consecutive years, played in eight Super Regionals and reached five College World Series, winning a title in 2003 with Rice. In the summer of 2016, he was also named an assistant coach with the U.S. Collegiate National Team. Joining the Tulane Green Wave in 2015, the Houston native guided the school into its first season in the American Athletic Conference. His team posted a school-record nine shutouts, which ranked fourth in the nation, en route to a 35-25 record and the program's first regional appearance since 2008.

Pierce's second season at Tulane brought even more success as he led the 2016 Green Wave to a 41-21 record, a regular season AAC championship and a second-consecutive regional appearance. The 41 wins were the most for the program since 2006. The team led the nation with 13 shutouts and ranked in the top 25 in both ERA (23rd/3.24) and WHIP (25th/1.24), while belting out 66 home runs, which was tied for 13th nationally. Tulane produced two third-round picks in the 2016 Major League Baseball Draft in catcher Jake Rogers and shortstop Stephen Alemals with Rogers becoming Tulane's highest draft pick since 2008. Seven players earned All-AAC honors, including four first-team selections, while starting pitcher Ross Massey was named freshman All-America after leading the conference and tying for 18th in the nation in victories (10).

In three seasons as head coach at Sam Houston State, Pierce compiled a record of 121-63 (.658). During his tenure, the Bearkats made three straight NCAA Regional appearances for just the second time in program history. Sam Houston State was crowned Southland Conference champions in each of his three seasons (the program's only previous league title came in 1989), and Pierce was named the conference coach of the year in both 2012 and 2013. The recognition in back-to-back years made him the first Southland Conference coach to earn consecutive honors since UTSA's Sherman Corbett (2007-08).

In his first season as head coach in 2012, the Bearkats were ranked in each of the major Division I polls for the first time in program history. He was honored as an American Baseball Coaches Association (ABCA) Regional Coach of the Year that season. In 2014, his final season in Huntsville, Pierce guided SHSU to a 43-19 record, the second-highest single-season win total for the Bearkats since they joined Division I in 1987. The team ranked in the top 25 in the nation and second in the conference in both ERA (17th/2.73) and hits (25th/610). It also led the conference in scoring (5.7 rpg), home runs (31) and slugging percentage (.390).

A native of Houston, Pierce was born on October 13, 1962. He and his wife, Susan, have two children – a daughter, Chelsea, who graduated from The University of Texas in 2012 and is married to husband Bryan Caffey, and a son, Shea, who played for his father at both Sam Houston (2012-15) and Tulane (2016).

PLAYING CAREER

1982-83	Wharton County Junior College
1984-85	Houston

COACHING CAREER

1989-90	St. Pius X High School	Head Coach
1991	Rice	Assistant Coach
1992-95	Episcopal High School	Assistant Coach
1996-01	J. Frank Dobie High School	Head Coach
2001-02	Houston	Assistant Coach
2003-11	Rice	Assistant Coach
2012-14	Sam Houston State	Head Coach
2015-16	Tulane	Head Coach
2017-present	Texas	Head Coach

YEAR-BY-YEAR COACHING RECORD

Yr.	School	Record	Pct.	Conf.	Pct.	Postseason
2012	Sam Houston	40-22	.645	24-9 (1 st)	.727	NCAA Regional
2013	Sam Houston	38-22	.633	20-7 (1 st)	.741	NCAA Regional
2014	Sam Houston	43-19	.694	22-8 (1 st)	.733	NCAA Regional
2015	Tulane	35-25	.583	13-11 (T3 rd)	.542	NCAA Regional
2016	Tulane	41-21	.661	15-7 (1 st)	.682	NCAA Regional
2017	Texas	39-24	.619	11-12 (6 th)	.478	NCAA Regional
2018	Texas	42-23	.646	17-7 (1 st)	.708	World Series
2019	Texas	27-27	.500	7-16 (9 th)	.304	-
2020	Texas	14-3	.824	0-0	-	-
2021	Texas	47-15	.758	17-7	.708	World Series
Total	10 seasons	366-201	.646	147-83	.639	

8 Regionals, 2 Super Regionals, 2 College World Series

COACHING HONORS

2021	Big 12 Conference Coach of the Year
2018	Baseball America National Coach of the Year
2018	Big 12 Conference Coach of the Year
2016	Assistant Coach - U.S. Collegiate National Team
2013	Southland Conference Coach of the Year
2012	Southland Conference Coach of the Year
2012	ABCA Regional Coach of the Year

COACHING STAFF



9 SEAN ALLEN
Assistant Coach
5th Season
Houston, 2001



12 PHILIP MILLER
Assistant Coach
5th Season
Northwestern St., 2005



2 TROY TULOWITZKI
Assistant Coach
2nd Season

2021 TEXAS ROSTER

#	NAME	POS.	B/T	HT.	WT.	YR.	HOMETOWN / HIGHSCHOOL
0	Trey Faltine	INF	R/R	6-2	198	R-Fr.	Richmond, Texas / Travis
4	Silas Ardoin	C	R/R	5-11	205	R-Fr.	Moss Bluff, La. /Sam Houston (La.)
5	Mike Antico	OF	L/R	5-10	210	R-Sr.	Colts Neck, N.J. / Colts Neck / St. John's
6	DJ Petrinsky	C	R/R	6-0	195	R-Sr.	Magnolia, Texas / Magnolia West / Hill
7	Douglas Hodo III	OF	R/R	6-0	185	R-Fr.	Boerne, Texas / Boerne
8	Dylan Campbell	INF	R/R	5-11	205	Fr.	Houston, Texas / Strake Jesuit
11	Tanner Witt	RHP/INF	R/R	6-5	215	Fr.	Houston, Texas / Episcopal
13	Lucas Gordon	LHP	L/L	6-1	193	Fr.	Los Angeles, Calif. / Notre Dame
14	Murphy Stehly	INF	R/R	5-10	205	R-Jr.	Carlsbad, Calif. / Santa Fe Christian / Orange Coast
15	Peyton Powell	C	L/R	6-1	188	R-Fr.	Robinson, Texas / Robinson
17	Ivan Melendez	INF	R/R	6-3	225	R-So.	El Paso, Texas / Coronado / Odessa
19	Mitchell Daly	INF	R/R	6-1	185	Fr.	Madison, Ala. / Bob Jones
24	Chase Lummus	LHP	L/L	6-1	205	R-Fr.	Godley, Texas / Godley
27	Kolby Kubichek	RHP	R/R	6-0	180	R-So.	Bryan, Texas / Bryan
28	Lance Ford	INF	L/R	5-10	175	R-So.	Kerrville, Texas / Tivy
29	Cam Constantine	C/OF	R/R	6-0	200	R-Fr.	McKinney, Texas / McKinney North
30	Eric Kennedy	OF	L/R	5-11	203	R-So.	Tampa, Fla. / Calvary Christian
32	Ty Madden	RHP	R/R	6-3	215	R-So.	Cypress, Texas / Cypress Ranch
33	Pete Hansen	LHP	R/L	6-2	205	R-Fr.	El Dorado Hills, Calif. / Oak Ridge
34	Cole Quintanilla	RHP	R/R	6-5	220	R-So.	Cedar Park, Texas / Cedar Park
35	Tristan Stevens	RHP	R/R	6-2	200	R-Jr.	Springfield, Mo. / Kickapoo / MCC-Maple Woods
38	Caden Noah	LHP	L/L	5-10	190	Fr.	Longview, Texas / Spring Hill
39	Travis Sthele	RHP	R/R	6-0	198	Fr.	San Antonio, Texas / Reagan
40	Austin Wallace	LHP	L/L	6-4	212	R-Fr.	Flower Mound, Texas / Flower Mound
41	Aaron Nixon	RHP/INF	R/R	6-1	205	Fr.	McAllen, Texas, / McAllen
42	Dawson Merryman	RHP	R/R	6-1	215	R-So.	Greenwood, Texas / Greenwood / Midland
43	Peter Geib	INF	R/R	6-2	210	R-So.	Houston, Texas / Episcopal
44	Austin Todd	OF	R/R	6-1	195	R-Sr.	Round Rock, Texas / Round Rock
45	Coy Cobb	RHP	R/R	6-4	195	R-So.	Katy, Texas / Katy
46	Palmer Wenzel	RHP	R/R	6-1	195	R-Sr.	McKinney, Texas/Boerne-Champion/McLennan/UTSA
47	Sam Walbridge	LHP	L/L	6-5	210	R-Fr.	San Antonio, Texas / Saint Mary's Hall
48	Caston Peter	C	R/R	6-0	210	R-So.	Houston, Texas / Stratford
49	Jared Southard	RHP	R/R	6-2	220	R-Fr.	Leander, Texas / Rouse
51	Dalton Porter	OF	L/L	6-0	190	Fr.	Leander, Texas / Rouse
52	Zach Zubia	INF	R/R	6-4	230	R-Jr.	Richmond, Texas / Strake Jesuit
54	Drew Shifflet	RHP	R/R	6-0	188	R-So.	Woden, Texas / Woden / Angelina
55	Cam Williams	INF	S/R	6-2	200	R-Jr.	Odessa, Fla. / Gaither / Dallas Baptist / San Jacinto
56	Justin Eckhardt	RHP	R/R	6-2	205	R-Fr.	Sealy, Texas / Sealy
57	Lebarron Johnson Jr.	RHP	R/R	6-4	207	Fr.	Jacksonville, Fla. / Paxon School
58	Mason Bryant	RHP	R/R	6-5	220	R-So.	Austin, Texas / McCallum
88	André Duplantier II	RHP/INF	R/R	6-2	205	R-Fr.	Humble, Texas / Summer Creek

#	Name	Pos.
5	Mike Antico	OF
4	Silas Ardoin	C
58	Mason Bryant	RHP
8	Dylan Campbell	INF
45	Coy Cobb	RHP
29	Cam Constantine	C/OF
19	Mitchell Daly	INF
88	André Duplantier II	RHP/INF
56	Justin Eckhardt	RHP
0	Trey Faltine	INF
28	Lance Ford	INF
43	Peter Geib	INF
13	Lucas Gordon	LHP
33	Pete Hansen	LHP
7	Douglas Hodo III	OF
57	Lebarron Johnson Jr.	RHP
30	Eric Kennedy	OF
27	Kolby Kubichek	RHP
24	Chase Lummus	LHP
32	Ty Madden	RHP
17	Ivan Melendez	INF
42	Dawson Merryman	RHP
41	Aaron Nixon	RHP/INF
38	Caden Noah	LHP
48	Caston Peter	C
6	DJ Petrinsky	C
51	Dalton Porter	OF
15	Peyton Powell	C
34	Cole Quintanilla	RHP
54	Drew Shifflet	RHP
49	Jared Southard	RHP
14	Murphy Stehly	INF
35	Tristan Stevens	RHP
39	Travis Sthele	RHP
44	Austin Todd	OF
47	Sam Walbridge	LHP
40	Austin Wallace	LHP
46	Palmer Wenzel	RHP
55	Cam Williams	INF
11	Tanner Witt	RHP/INF
52	Zach Zubia	INF

PRONUNCIATION: TREY FALTINE (FAL-TEE-NEE); SILAS ARDOIN (CY-LISS ARD-WANN); DJ PETRINSKY (PUH-TRIN-SKEE); MURPHY STEHLY (STAY-LEE); ANDRE DUPLANTIER (DOO-PLAN-TEE-AY); CHASE LUMMUS (LOO-MISS); COLE QUINTANILLA (KIN-TUH-NEE-YUH); KOLBY KUBICHEK (KOOB-UH-CHECK); PETER GEIB (GIBE); JARED SOUTHARD (SUH-THERD); ZACH ZUBIA (ZOO-BEE-YUH); JUSTIN ECKHARDT (ECK-HEART); TRAVIS STEHE (STAY-LEE); PALMER WENZEL (WEN-ZULL)

COACHING STAFF

22	David Pierce	Head Coach
9	Sean Allen	Assistant Coach
12	Philip Miller	Assistant Coach
5	Troy Tulowitzki	Assistant Coach
	Drew Bishop	Director of Operations
	Matt Couch	Athletic Performance
	Tom Mendez	Assistant Athletic Trainer
	Carli Todd	Director of Player Development
	Ryan Monsevalles	Player Personnel/Analytics

ROSTER BREAKDOWN BY CLASS

R-Senior (4):	Antico, Petrinsky, Todd, Wenzel
R-Junior (4):	Stehly, Stevens, Williams, Zubia
R-Sophomore (12):	Bryant, Cobb, Ford, Geib, Kennedy, Kubichek, Madden, Melendez, Merryman, Peter, Quintanilla, Shifflet
R-Freshmen (12):	Ardoin, Constantine, Duplantier, Eckhardt, Faltine, Hansen, Hodo, Lummus, Powell, Southard, Walbridge, Wallace
Freshmen (9):	Campbell, Daly, Gordon, Johnson, Nixon, Noah, Porter, Sthele, Witt

ROSTER BREAKDOWN BY POSITION

LHP (7):	Gordon, Hansen, Lummus, Noah, Porter, Walbridge, Wallace
RHP (16):	Bryant, Cobb, Duplantier, Eckhardt, Madden, Merryman, Nixon, Johnson, Kubichek, Quintanilla, Shifflet, Southard, Stehly, Stevens, Wenzel, Witt
C (5):	Ardoin, Constantine, Peter, Petrinsky, Powell
INF (12):	Campbell, Daly, Duplantier, Faltine, Ford, Geib, Melendez, Nixon, Stehly, Williams, Witt, Zubia
OF (6):	Antico, Constantine, Hodo, Kennedy, Porter, Todd



2021 TEXAS LONGHORNS BASEBALL



0 TREY FALTINE
INF R/R 6-2 198 R-Fr.
Richmond, Texas



4 SILAS ARDOON
C R/R 5-11 205 Fr.
Moss Bluff, La.



5 MIKE ANTICO
OF L/R 5-10 210 R-Sr.
Colts Neck, N.J.



6 DJ PETRINSKY
C R/R 6-0 195 R-Sr.
Magnolia, Texas



7 DOUGLAS HODO III
OF R/R 6-0 185 R-Fr.
Boerne, Texas



8 DYLAN CAMPBELL
RHP R/R 6-2 205 Fr.
Houston, Texas



11 TANNER WITT
RHP/INF R/R 6-5 215 Fr.
Houston, Texas



13 LUCAS GORDON
LHP L/L 6-1 193 Fr.
Los Angeles, Calif.



14 MURPHY STEHLY
INF R/R 5-10 205 R-Jr.
Carlsbad, Calif.



15 PEYTON POWELL
C R/R 6-1 188 R-Fr.
Robinson, Texas



17 IVAN MELENDEZ
INF R/R 6-3 225 R-So.
El Paso, Texas



19 MITCHELL DALY
INF R/R 6-1 185 Fr.
Madison, Ala.



24 CHASE LUMMUS
LHP L/L 6-1 205 R-Fr.
Godley, Texas



27 KOLBY KUBICEK
RHP R/R 6-0 180 R-So.
Bryan, Texas



28 LANCE FORD
INF L/R 5-10 175 R-So.
Kerrville, Texas



29 CAM CONSTANTINE
C R/R 6-0 200 R-Fr.
McKinney, Texas



30 ERIC KENNEDY
OF L/R 5-11 203 R-So.
Tampa, Fla.



32 TY MADDEN
RHP R/R 6-3 215 R-So.
Cypress, Texas



33 PETE HANSEN
LHP R/L 6-2 205 R-Fr.
El Dorado Hills, Calif.



34 COLE QUINTANILLA
RHP R/R 6-5 220 R-So.
Cedar Park, Texas



35 TRISTAN STEVENS
RHP R/R 6-2 200 R-Jr.
Springfield, Mo.



38 CADEN NOAH
LHP L/L 6-10 190 Fr.
Longview, Texas



39 TRAVIS STHELE
RHP R/R 6-0 198 Fr.
San Antonio, Texas



40 AUSTIN WALLACE
LHP L/L 6-4 212 R-Fr.
Flower Mound, Texas



41 AARON NIXON
RHP/INF R/R 6-1 205 Fr.
McAllen, Texas



42 DAWSON MERRYMAN
RHP R/R 6-1 215 R-So.
Greenwood, Texas



43 PETER GEIB
INF R/R 6-2 215 R-So.
Houston, Texas



44 AUSTIN TODD
OF R/R 6-1 195 R-Sr.
Round Rock, Texas




45 COY COBB
RHP R/R 6-4 193 R-So.
Katy, Texas



46 PALMER WENZEL
RHP R/R 6-1 195 R-Sr.
McKinney, Texas



47 SAM WALBRIDGE
LHP L/L 6-5 210 R-Fr.
San Antonio, Texas



48 CASTON PETER
C R/R 6-0 210 R-So.
Houston, Texas



49 JARED SOUTHARD
RHP R/R 6-2 220 R-Fr.
Leander, Texas



51 DALTON PORTER
OF L/L 6-0 190 Fr.
Leander, Texas



52 ZACH ZUBIA
INF R/R 6-4 230 R-Jr.
Richmond, Texas



54 DREW SHIFFLET
RHP R/R 6-0 188 R-So.
Woden, Texas



55 CAM WILLIAMS
INF R/R 6-2 200 R-Jr.
Odessa, Fla.



56 JUSTIN ECKHARDT
RHP R/R 6-2 205 R-Fr.
Sealy, Texas



57 LEBARRON JOHNSON, JR.
RHP R/R 6-4 207 Fr.
Jacksonville, Fla.



58 MASON BRYANT
RHP R/R 6-5 220 R-So.
Austin, Texas



88 ANDRE DUPLANTIER II
RHP/INF R/R 6-2 205 R-Fr.
Humble, Texas



22 DAVID PIERCE
Head Coach
5th Season



9 SEAN ALLEN
Assistant Coach
5th Season



12 PHILIP MILLER
Assistant Coach
5th Season



2 TROY TULOWITZKI
Assistant Coach
2nd Season

PROBABLE STARTING PITCHER



RIGHT-HANDED PITCHER TY MADDEN 32

CLASS **R-Sophomore** HOMETOWN **Cypress, Texas** HIGH SCHOOL **Cypress Ranch**

2020 SEASON Named first team Academic All-Big 12...served as the Saturday starter as a sophomore, pitching 25 innings and compiling a stellar 1.80 ERA...struck out 26 batters and walked just four in 25 innings...opponents batted just .196 against him...had seven strikeouts over 6 innings and recorded the win against Arkansas on Feb. 29...pitched a complete game and had seven strikeouts while only allowing two hits during the win against Boise State on Feb. 22...first appearance on the mound of the season was at Rice on Feb. 15 where he pitched 6 scoreless innings and had seven strikeouts and recorded the win.

2019 SEASON Pitched 15 times with eight starts as a true freshman...compiled a 3.40 ERA and a 4-1 record in 42.1 innings pitched...picked up his fourth win of the season with 6.0 innings pitched and one earned run allowed against West Virginia on April 28...tossed a scoreless inning of relief against Texas State on April 23...started and pitched 3.1 innings with one run allowed and three strikeouts against Rice on April 9...led Texas to a win at Stanford on March 7, pitching seven shutout innings with seven strikeouts...had seven strikeouts in 4.0 innings during his first career win on Feb. 26 against Sam Houston State...first career appearance was a start at Rice on Feb. 19, with 2.2 innings pitched with four strikeouts.

HIGH SCHOOL Named a Rawlings/Perfect Game second team All-American and to the All-Region first team...a first team All-State and All-District selection while also earning first team Academic All-State honors...lettered all four years at Cypress Ranch High School under head coach Corey Cephus...also named second team All-District as a junior.

PERSONAL Son of Brian and Misty Madden...has two brothers, Kannon and Easton...selected in the 34th round of the 2018 MLB Draft by the Kansas City Royals.

CAREER GAME-BY-GAME

Date	OPPONENT	GS	IP	H	R	ER	BB	SO	2B	3B	HR	WP	BK	HBP	IBB	Score	W	L	SV	ERA	NP
Feb 19, 2019	Rice	*	2.2	2	1	0	4	4	0	0	0	2	0	0	0	11-4	0	0	0	0.00	64
Feb 26, 2019	SHSU		4.0	3	1	1	1	7	1	0	0	0	0	0	0	10-3	1	0	0	1.35	68
Mar 03, 2019	LSU		2.0	0	0	0	0	2	0	0	0	0	0	0	0	7-6	2	0	0	1.04	23
Mar 07, 2019	Stanford	*	7.0	5	0	0	3	7	0	0	0	1	0	0	0	4-0	2	0	0	0.57	107
Mar 15, 2019	TEXAS TECH		1.0	0	0	0	0	1	0	0	0	0	0	0	0	4-3	3	0	0	0.54	15
Mar 17, 2019	TEXAS TECH		0.2	0	0	0	1	0	0	0	0	0	0	0	0	4-3	3	0	0	0.52	6
Mar 26, 2019	Incarnate Word	*	0.2	4	2	2	0	0	1	0	0	0	0	0	0	2-3	3	1	0	1.50	27
Apr 02, 2019	TEXAS A&M		1.1	1	2	2	2	0	0	0	0	0	0	0	0	6-9	3	1	0	2.33	30
Apr 09, 2019	RICE	*	3.1	4	1	1	1	3	1	0	0	1	0	0	0	3-1	3	1	0	2.38	62
Apr 14, 2019	KANSAS STATE		2.2	3	1	1	1	1	1	0	0	0	0	0	0	0-2	3	1	0	2.49	38
Apr 20, 2019	Oklahoma State	*	2.0	1	1	0	2	1	1	0	0	0	0	0	0	10-11	3	1	0	2.30	40
Apr 23, 2019	Texas State		1.0	0	0	0	1	1	0	0	0	0	0	0	0	6-7	3	1	0	2.22	22
Apr 28, 2019	WEST VIRGINIA	*	6.0	6	2	1	1	3	0	0	0	0	0	1	0	10-2	4	1	0	2.10	91
May 05, 2019	Kansas	*	4.1	5	6	6	4	3	0	0	1	0	0	0	0	6-10	4	1	0	3.26	83
May 17, 2019	OKLAHOMA-2	*	3.2	4	2	2	3	4	0	0	0	1	0	0	0	6-4	4	1	0	3.40	83
Feb 15, 2020	Rice	*	6.0	4	0	0	2	7	2	0	0	0	0	0	0	4-0	1	0	0	0.00	80
Feb 22, 2020	BOISE STATE	*	9.0	2	1	1	0	7	0	1	1	0	0	0	0	2-1	2	0	0	0.60	102
Feb 29, 2020	Arkansas	*	6.0	6	3	3	1	7	4	0	1	1	0	0	0	8-7	3	0	0	1.71	100
Mar 07, 2020	CSU FULLERTON	*	4.0	6	3	1	1	5	2	0	0	0	0	0	0	4-3	3	0	0	1.80	74
Feb 20, 2021	Mississippi State	*	4.0	4	4	3	3	5	0	0	1	0	0	0	0	3-8	0	1	0	6.75	79
Feb 26, 2021	BYU	*	7.0	1	0	0	1	11	0	0	0	0	0	1	0	11-1	1	1	0	2.45	87
Mar 05, 2021	Houston	*	9.0	2	0	0	2	14	0	0	0	0	0	0	0	1-0	2	1	0	1.35	110
Mar 12, 2021	SOUTH CAROLINA	*	7.0	3	1	1	3	5	0	0	0	0	0	0	0	4-1	2	1	0	1.33	104
Mar 19, 2021	Baylor	*	6.1	4	2	2	3	9	1	1	0	0	0	1	0	5-3	3	1	0	1.62	120
Mar 26, 2021	OKLAHOMA	*	6.0	6	2	2	2	6	2	0	0	1	0	0	0	4-3	3	1	0	1.83	94
Apr 01, 2021	Kansas	*	8.0	7	1	0	1	5	1	0	0	1	0	1	0	5-2	4	1	0	1.52	117
Apr 09, 2021	KANSAS STATE	*	6.0	5	2	2	3	2	0	0	1	0	0	0	0	13-6	4	1	0	1.69	96
Apr 16, 2021	ABILENE CHRISTIAN	*	5.0	3	0	0	3	8	0	0	0	0	0	0	0	18-0	5	1	0	1.54	83
Apr 24, 2021	Oklahoma State-1	*	6.0	6	3	2	1	12	2	1	0	0	0	1	0	4-3	6	1	0	1.68	122
Apr 30, 2021	TEXAS TECH	*	5.0	5	6	5	3	7	2	1	1	0	0	0	0	3-6	6	2	0	2.21	78
May 07, 2021	TCU	*	6.0	5	3	2	3	5	1	1	0	0	0	1	0	5-4	6	2	0	2.27	107
May 20, 2021	WEST VIRGINIA	*	6.0	7	5	4	1	9	1	0	3	0	0	0	0	4-5	6	3	0	2.55	101
May 26, 2021	West Virginia	*	6.2	3	3	3	2	5	1	0	1	2	0	0	0	1-5	6	4	0	2.66	109
Jun 05, 2021	ARIZONA STATE	*	6.0	3	1	1	4	7	0	0	0	0	0	0	0	10-3	7	4	0	2.59	106
Jun 12, 2021	SOUTH FLORIDA	*	6.2	3	0	0	4	9	0	0	0	0	0	0	0	4-3	7	4	0	2.41	107

CAREER STATISTICS

Year	ERA	W	L	App	GS	CG	SHO	CBO	SV	IP	H	R	ER	BB	SO	2B	3B	HR	BF	B/Avg	WP	HBP	BK	SFA	SHA
2019	3.40	4	1	15	8	0	0	1	0	42.1	38	19	16	24	37	5	0	1	184	.247	5	1	0	2	2
2020	1.80	3	0	4	4	1	0	1	0	25.0	18	7	5	4	26	8	1	2	97	.196	1	0	0	0	1
2021	2.41	7	4	16	16	1	1	1	0	100.2	67	33	27	39	119	11	4	7	403	.189	4	5	0	3	2
TOTAL	2.57	14	5	35	28	2	1	3	0	168.0	123	59	48	67	182	24	5	10	684	.205	10	6	0	5	5

SINGLE GAME CAREER HIGHS

Innings pitched: 9.0, Boise State, Feb 22, 2020 ; at Houston, Mar 05, 2021

Walks allowed: 4, 4 times

Strikeouts: 14, at Houston, Mar 05, 2021

Batters faced: 31, at Houston, Mar 05, 2021

Field chances: 3, South Florida, Jun 12, 2021 ; vs West Virginia, May 26, 2021

Putouts: 3, vs West Virginia, May 26, 2021

Assists: 2, at Kansas, Apr 01, 2021 ; Rice, Apr 09, 2019

Runners CS: 2, at Kansas, Apr 01, 2021

PROBABLE STARTING PITCHER



RIGHT-HANDED PITCHER
TRISTAN STEVENS 35

CLASS **R-Junior** HOMETOWN **Springfield, Mo.** HIGH SCHOOL **Kickapoo** PREVIOUS SCHOOL **MCC-Maple Woods**

2020 SEASON Named to the Academic All-Big 12 second team...tied for the team lead with eight relief appearances...recorded a 1.50 ERA with a 2-0 record in six innings pitched with six strikeouts...opponents batted just .227 against him...regularly asked to pitch in situations with inherited runners and only allowed five of 12 runners to score...did not allow a run over his last three outings of the season...pitched a scoreless inning with three strikeouts against Arizona on March 3...allowed one hit over 2 innings and got the win against UTSA on Feb. 18...recorded his first win of the season at Rice on Feb. 16 ...first appearance on the mound was at Rice on Feb. 14.

2019 SEASON Named to Academic All-Big 12 second team...made a team-high 23 appearances on the mound in 2019...finished with a 5.31 ERA and a 3-2 record in 20.1 innings pitched...picked up the win in the season finale, pitching 2.1 innings and allowing just one run with three strikeouts...tossed back-to-back scoreless outings with one inning against Incarnate Word on May 14 and Oklahoma on May 16...went six-straight outings without allowing a run, spanning six innings, from March 31 to April 16...struck out a season-high four batters in 2.1 innings pitched against Kansas State on April 14...picked up the win with 0.2 innings pitched against Arkansas on March 20...first win of the season was against UTRGV on March 5...first appearance was on Feb.16 at Louisiana

without allowing a run, spanning six innings, from March 31 to April 16...struck out a season-high four batters in 2.1 innings pitched against Kansas State on April 14...picked up the win with 0.2 innings pitched against Arkansas on March 20...first win of the season was against UTRGV on March 5...first appearance was on Feb.16 at Louisiana

2018 SEASON Made two starts on the season...allowed one run on one hit and two walks on April 24 vs. Houston...made his first career appearance/start on April 17 vs. UTRGV, going two scoreless and allowing two hits...named to the Fall 2017 and Spring 2018 Big 12 Commissioner's Honor Roll.

MAPLE WOODS JC (2017) Made just five appearances at MCC-Maple Woods and went 3-1 in 20.2 innings of work before undergoing Tommy John surgery.

HIGH SCHOOL Started and lettered in three seasons at Kickapoo High School (Mo.) under head coach Jason Howser... earned all-conference honors and academic honor roll in each of those three seasons...as a senior, compiled a 1.75 ERA with 55 strikeouts in 35 innings of work...as a junior, started and closed for Kickapoo...struck out 35 and did not allow an earned run in 25 innings of work.

PERSONAL Son of Preston and Marsha Stevens...his brother, Ryan, also played at Maple Woods before committing to Lipscomb University.


CAREER GAME-BY-GAME STARTS																					
Date	OPPONENT	GS	IP	H	R	ER	BB	SO	2B	3B	HR	WP	BK	HBP	IBB	Score	W	L	SV	ERA	NP
Apr 17, 2018	UTRGV	*	2.0	2	0	0	0	0	0	0	0	0	0	2	0	13-2	0	0	0	0.00	23
Apr 24, 2018	HOUSTON	*	0.1	1	1	1	2	0	0	0	0	0	0	0	0	9-4	0	0	0	3.86	15
Feb 21, 2021	Arkansas	*	5.1	2	3	3	2	2	0	0	0	2	0	1	0	0-4	0	1	0	5.06	66
Feb 27, 2021	BYU	*	5.1	6	4	4	0	4	1	0	0	0	0	0	0	4-5	0	1	0	5.91	79
Mar 06, 2021	Houston	*	5.2	3	2	2	3	4	1	0	0	0	0	0	0	2-3	0	1	0	4.96	89
Mar 13, 2021	SOUTH CAROLINA	*	6.0	5	0	0	1	5	1	0	0	0	0	0	1	3-0	1	1	0	3.63	87
Mar 20, 2021	Baylor	*	6.0	7	2	2	0	6	2	0	1	0	0	0	0	4-3	2	1	0	3.49	95
Mar 27, 2021	OKLAHOMA	*	6.0	6	4	4	2	7	0	0	2	0	0	0	0	11-6	3	1	0	3.93	92
Apr 02, 2021	Kansas	*	7.0	7	0	0	0	4	2	0	0	0	0	1	0	7-0	4	1	0	3.27	107
Apr 10, 2021	KANSAS STATE	*	7.0	8	1	1	0	2	2	0	1	0	0	0	0	15-1	5	1	0	2.98	68
Apr 17, 2021	ABILENE CHRISTIAN	*	7.0	5	1	1	0	6	1	0	0	0	0	1	0	3-1	6	1	0	2.77	88
Apr 24, 2021	Oklahoma State-2	*	7.0	5	2	2	3	7	0	0	0	0	0	0	0	5-2	7	1	0	2.74	100
May 01, 2021	TEXAS TECH	*	6.0	6	5	5	1	6	2	0	0	1	0	2	0	3-5	7	2	0	3.16	88
May 08, 2021	TCU	*	7.0	6	2	2	1	4	0	0	0	0	1	0	0	1-2	7	3	0	3.11	89
May 21, 2021	WEST VIRGINIA	*	8.0	8	3	3	2	4	0	0	1	0	0	0	0	14-3	8	3	0	3.13	85
May 27, 2021	Oklahoma	*	7.0	4	1	1	2	4	0	0	0	0	0	1	0	4-1	9	3	0	2.99	102
Jun 04, 2021	SOUTHERN	*	7.0	4	0	0	0	6	1	0	0	0	0	0	0	11-0	10	3	0	2.77	82
Jun 13, 2021	SOUTH FLORIDA	*	5.2	8	4	4	2	3	2	0	0	0	0	1	0	12-4	11	3	0	2.97	81

CAREER STATISTICS																									
Year	ERA	W	L	App	GS	CG	SHO	CBO	SV	IP	H	R	ER	BB	SO	2B	3B	HR	BF	B/Avg	WP	HBP	BK	SFA	SHA
2018	3.86	0	0	2	2	0	0	0	0	2.1	3	1	1	2	0	0	0	0	12	.375	0	2	0	0	0
2019	5.31	3	2	23	0	0	0	2	0	20.1	16	14	12	17	20	2	0	1	100	.205	2	2	0	1	2
2020	1.50	2	0	8	0	0	0	0	0	6.0	5	1	1	3	6	2	0	0	26	.227	1	0	0	0	1
2021	2.97	11	3	16	16	0	0	3	0	103.0	90	34	34	19	74	15	0	5	416	.233	3	7	1	1	2
TOTAL	3.28	16	5	49	18	0	0	5	0	131.2	114	50	48	41	100	19	0	6	554	.230	6	11	1	2	5

SINGLE GAME CAREER HIGHS

Innings pitched: 8.0, West Virginia, May 21, 2021
Walks allowed: 3, at Oklahoma State, Apr 24, 2021 ; at Houston, Mar 06, 2021
Strikeouts: 7, at Oklahoma State, Apr 24, 2021 ; Oklahoma, Mar 27, 2021
Batters faced: 31, West Virginia, May 21, 2021
Field chances: 3, at Kansas, Apr 02, 2021 ; at TCU, May 08, 2021 ; West Virginia, May 21, 2021
Putouts: 2, Abilene Christian, Apr 17, 2021 ; Southern, Jun 04, 2021 ; West Virginia, May 21, 2021
Assists: 2, 5 times
Runners CS: 1, 4 times

PROBABLE STARTING PITCHER



LEFT-HANDED PITCHER
PETE HANSEN 33

CLASS **R-Freshman** HOMETOWN **El Dorado Hills, Calif.** HIGH SCHOOL **Oak Ridge**

2020 SEASON Named a shortened season Freshman All-American by Collegiate Baseball Newspaper...did not allow an earned run during shortened first season at Texas...pitched 17 innings and struck out 18 batters with only two walks allowed...opponents batted just .158 against...made a total of six appearances, including one start, and posted a 2-0 record with one save...pitched 3.2 shutout innings of relief against Cal State Fullerton to pick up second win of the season...had six strikeouts over 5.0 innings during his first career win against Sam Houston State on Feb. 25...had four strikeouts over 3.0 innings, earning his first career save against UTSA on Feb. 18...first appearance on the mound was at Rice on Feb. 15.

HIGH SCHOOL A two-year starter and three-year letterman at Oak Ridge High School under head coach Todd Melton... also played outfield and first base at Oak Ridge...named Most Valuable Pitcher at the Perfect Game World Series in 2018...named first team SFL and second team All-Metro as a junior...a two-time participant in the Area Code Games, representing the Athletics.

PERSONAL Son of Tom Hansen...has one brother, Cole, and one sister, Bridget...was born in Texas but moved to California at age 5.

CAREER GAME-BY-GAME

Date	OPPONENT	GS	IP	H	R	ER	BB	SO	2B	3B	HR	WP	BK	HBP	IBB	Score	W	L	SV	ERA	NP
Feb 15, 2020	Rice		2.0	1	0	0	0	2	0	0	0	0	0	0	0	4-0	0	0	0	0.00	31
Feb 18, 2020	UTSA		3.0	3	0	0	0	4	0	0	0	0	0	0	0	6-2	0	0	1	0.00	35
Feb 25, 2020	SAM HOUSTON	*	5.0	2	1	0	1	6	0	0	0	0	0	0	0	4-1	1	0	1	0.00	70
Feb 29, 2020	Arkansas		1.2	1	0	0	0	2	0	0	0	0	0	1	0	8-7	1	0	1	0.00	27
Mar 03, 2020	ARIZONA		1.2	0	0	0	0	2	0	0	0	0	0	0	0	6-8	1	0	1	0.00	17
Mar 07, 2020	CSU-FULLERTON		3.2	2	0	0	1	2	0	0	0	0	0	0	0	4-3	2	0	1	0.00	46
Feb 20, 2021	Mississippi State		1.0	3	2	1	1	1	0	0	0	0	1	0	0	3-8	0	0	0	9.00	27
Feb 24, 2021	BYU	*	3.0	0	0	0	2	2	0	0	0	0	0	0	0	3-1	0	0	0	2.25	50
Mar 03, 2021	Texas State	*	2.1	3	2	1	1	2	0	1	0	1	0	0	0	10-3	0	0	0	2.84	49
Mar 09, 2021	SAM HOUSTON	*	4.0	4	2	2	0	3	1	0	0	0	0	0	0	15-9	1	0	0	3.48	73
Mar 16, 2021	UTRGV	*	5.0	5	2	2	1	4	1	0	0	0	0	0	0	15-2	2	0	0	3.52	61
Mar 23, 2021	UIW	*	4.1	4	0	0	2	4	0	0	0	0	0	0	0	10-1	2	0	0	2.75	77
Mar 30, 2021	Texas A&M	*	5.1	4	1	1	2	3	0	0	1	0	0	1	0	0-2	2	1	0	2.52	69
Apr 07, 2021	STEPHEN F. AUSTIN	*	6.0	2	0	0	3	3	0	0	0	0	0	0	0	9-1	3	1	0	2.03	82
Apr 11, 2021	KANSAS STATE		1.0	0	0	0	0	2	0	0	0	0	0	0	0	9-2	3	1	0	1.97	16
Apr 14, 2021	NEVADA	*	7.0	6	3	3	1	2	3	0	0	0	0	0	0	6-5	3	1	0	2.31	81
Apr 20, 2021	Texas State	*	8.1	3	1	1	0	4	0	0	0	0	0	0	0	5-1	4	1	0	2.09	92
Apr 25, 2021	Oklahoma State		2.0	3	1	1	1	3	0	0	1	0	0	0	0	3-7	4	1	0	2.19	39
May 02, 2021	TEXAS TECH		7.2	7	1	1	0	7	2	0	0	0	0	0	0	11-3	5	1	0	2.05	94
May 09, 2021	TCU	*	7.0	2	0	0	3	4	0	0	0	0	0	1	0	9-3	6	1	0	1.83	95
May 22, 2021	WEST VIRGINIA	*	6.0	2	1	1	4	6	0	0	0	0	0	0	0	12-2	7	1	0	1.80	83
May 28, 2021	West Virginia	*	6.2	6	2	2	0	9	2	0	0	0	0	0	0	3-2	8	1	0	1.88	98
Jun 06, 2021	FAIRFIELD	*	6.2	6	2	1	0	13	3	0	0	0	0	0	0	12-2	9	1	0	1.84	91

CAREER STATISTICS

Year	ERA	W	L	App	GS	CG	SHO	CBO	SV	IP	H	R	ER	BB	SO	2B	3B	HR	BF	B/Avg	WP	HBP	BK	SFA	SHA
2020	0.00	2	0	6	1	0	0	1	1	17.0	9	1	0	2	18	0	0	0	60	.158	0	1	0	0	0
2021	1.84	9	1	17	13	0	0	0	0	83.1	60	20	17	21	72	12	1	2	328	.200	1	2	1	2	3
TOTAL	1.52	11	1	23	14	0	0	1	1	100.1	69	21	17	23	90	12	1	2	388	.193	1	3	1	2	3

SINGLE GAME CAREER HIGHS

Innings pitched: 8.1, at Texas State, Apr 20, 2021
Walks allowed: 4, West Virginia, May 22, 2021
Strikeouts: 13, at Fairfield, Jun 06, 2021
Batters faced: 28, Nevada, Apr 14, 2021 ; Texas Tech, May 02, 2021
Field chances: 3, Stephen F. Austin, Apr 07, 2021 ; Nevada, Apr 14, 2021 ; UTRGV, Mar 16, 2021
Putouts: 1, Stephen F. Austin, Apr 07, 2021 ; at Fairfield, Jun 06, 2021 ; UTRGV, Mar 16, 2021
Assists: 3, Nevada, Apr 14, 2021
Runners CS: 1, Stephen F. Austin, Apr 07, 2021 ; West Virginia, May 22, 2021

PROBABLE STARTING PITCHER



RIGHT-HANDED PITCHER KOLBY KUBICHEK 27

CLASS **R-Sophomore** HOMETOWN **Bryan, Texas** HIGH SCHOOL **Bryan**

2020 SEASON Made four appearances with two starts and compiled a 2-1 record with a 2.79 ERA...tossed a total of 9.2 innings...opponents batted just .211 against...started the final game of the shortened season against Abilene Christian on March 11, pitching four shutout innings and allowing just one hit while striking out two batters...pitched 2.1 scoreless of relief against Sam Houston State on Feb. 25...first appearance on the mound was against Lamar on Feb. 19 where he had three strikeouts over 3 innings and also got his first win of the season.

2019 SEASON Made 14 appearances with two starts on the mound as a true freshman...finished with a 6.50 ERA in 18 innings pitched with 15 strikeouts...pitched a scoreless inning of relief against Lamar on April 16...made first career start on March 20 against Arkansas...struck out a career high three batters in 1.1 innings pitched vs. Xavier...earned his first career save in a perfect ninth inning against Texas Tech on March 17 to clinch the series...made the longest outing of his career, 2.2 innings against UTRGV on March 5, allowing one run on three hits...first career appearance,

threw two scoreless innings on Feb. 27 against UTSA...played for the Chatham Anglers of the Cape Cod League and was named an All-Star...posted a 0.90 ERA in seven starts with 34 strikeouts in 30 innings pitched.

HIGH SCHOOL Lettered in each of his four seasons at Bryan High School under head coach James Dillard...played shortstop and right field in addition to pitching...pitched for the Rangers team in the Area Code Games over the 2017 summer.

PERSONAL Son of Jeff and Carrie Kubichek...has one brother, Kyle, and one sister, Kamryn.

CAREER GAME-BY-GAME

Date	OPPONENT	GS	IP	H	R	ER	BB	SO	2B	3B	HR	WP	BK	HBP	IBB	Score	W	L	SV	ERA	NP
Feb 27, 2019	UTSA		2.0	1	0	0	0	2	0	0	0	0	0	0	0	7-10	0	0	0	0.00	30
Mar 05, 2019	UTRGV		2.2	3	1	1	1	0	0	0	0	1	0	0	0	4-3	0	0	0	1.93	34
Mar 10, 2019	Stanford		0.1	0	0	0	0	1	0	0	0	0	0	0	0	0-9	0	0	0	1.80	8
Mar 17, 2019	TEXAS TECH		1.0	0	0	0	0	1	0	0	0	0	0	0	0	4-3	0	0	1	1.50	10
Mar 20, 2019	ARKANSAS	*	1.2	5	4	3	0	0	1	0	0	0	0	1	0	7-6	0	0	1	4.70	30
Mar 24, 2019	TCU		0.2	2	1	1	1	0	1	0	0	0	0	0	1	8-12	0	0	1	5.40	9
Mar 26, 2019	Incarnate Word		0.2	0	0	0	0	0	0	0	0	0	0	0	0	2-3	0	0	1	5.00	3
Mar 29, 2019	XAVIER		1.1	1	2	2	2	3	0	0	0	0	0	0	0	6-5	0	0	1	6.10	38
Apr 12, 2019	KANSAS STATE		1.0	2	1	1	0	2	1	0	0	1	0	0	0	4-6	0	0	1	6.35	18
Apr 16, 2019	LAMAR		1.0	1	0	0	1	2	0	0	0	0	0	0	0	7-2	0	0	1	5.84	24
Apr 19, 2019	Oklahoma State		2.0	3	2	2	1	2	0	0	0	0	0	0	0	2-10	0	0	1	6.28	36
Apr 23, 2019	Texas State	*	2.0	1	1	1	3	0	1	0	0	0	0	1	0	6-7	0	0	1	6.06	40
Apr 30, 2019	A&M-Corpus Christi		1.1	2	2	2	2	1	0	0	0	0	0	0	0	2-8	0	1	1	6.62	41
May 17, 2019	OKLAHOMA-2		0.1	0	0	0	0	1	1	0	0	0	0	0	0	6-4	0	1	1	6.50	9
Feb 19, 2020	LAMAR	*	3.0	2	0	0	2	3	0	1	0	0	0	0	0	6-1	1	0	0	0.00	51
Feb 25, 2020	SAM HOUSTON		2.1	2	0	0	2	2	0	0	0	0	0	0	0	4-1	1	0	0	0.00	40
Mar 01, 2020	Missouri		0.1	3	4	3	0	1	0	0	0	1	0	0	0	8-9	1	1	0	4.76	12
Mar 01, 2020	ABILENE CHRISTIAN	*	4.0	1	0	0	1	2	0	0	0	0	0	0	0	5-7	1	1	0	4.76	57
Feb 22, 2021	Ole Miss	*	5.0	4	2	2	0	7	3	0	0	1	1	1	0	1-8	0	1	0	3.60	70
Mar 02, 2021	A&M-CORPUS	*	3.0	1	0	0	1	4	0	0	0	0	0	0	0	12-1	1	1	0	2.25	38
Mar 07, 2021	Houston	*	6.0	5	2	1	2	9	2	0	0	2	0	1	0	8-2	2	1	0	1.93	99
Mar 14, 2021	SOUTH CAROLINA	*	4.0	5	2	2	2	5	2	0	1	1	0	3	0	8-5	2	1	0	2.50	92
Mar 21, 2021	Baylor	*	3.1	5	5	3	4	1	0	0	0	3	0	0	0	2-11	2	2	0	3.38	75
Mar 28, 2021	OKLAHOMA	*	6.2	3	2	2	4	3	3	0	0	1	0	0	2	2-3	2	2	0	3.21	85
Apr 03, 2021	Kansas	*	6.0	6	1	1	4	3	0	0	0	0	0	2	0	11-2	3	2	0	2.91	92
Apr 11, 2021	KANSAS STATE	*	7.0	7	2	1	1	5	1	0	1	0	0	0	0	9-2	4	2	0	2.63	102
Apr 18, 2021	ABILENE CHRISTIAN	*	5.0	5	1	1	2	2	1	0	0	0	0	1	0	11-1	5	2	0	2.54	86
Apr 25, 2021	Oklahoma State	*	1.0	3	4	4	3	0	1	0	1	0	0	1	0	3-7	5	3	0	3.26	36
May 02, 2021	TEXAS TECH	*	0.0	2	1	1	2	0	0	0	0	0	0	0	0	11-3	5	3	0	3.45	18
May 28, 2021	Oklahoma State	*	4.1	4	4	4	2	2	1	1	0	0	0	2	0	4-5	5	3	0	3.86	67

CAREER STATISTICS

Year	ERA	W	L	App	GS	CG	SHO	CBO	SV	IP	H	R	ER	BB	SO	2B	3B	HR	BF	B/Avg	WP	HBP	BK	SFA	SHA
2019	6.50	0	1	14	2	0	0	0	1	18.0	21	14	13	12	15	4	0	0	90	.296	2	2	0	1	4
2020	2.79	2	1	4	2	0	0	0	0	9.2	8	4	3	5	8	0	1	0	43	.211	1	0	0	0	0
2021	3.86	5	3	12	12	0	0	0	0	51.1	50	26	22	27	41	14	1	3	240	.256	8	11	1	4	3
TOTAL	4.33	7	5	30	16	0	0	0	1	79.0	79	44	38	44	64	18	2	3	373	.260	11	13	1	5	7

SINGLE GAME CAREER HIGHS

Innings pitched: 7.0, Kansas State, Apr 11, 2021

Walks allowed: 4, at Kansas, Apr 03, 2021 ; at Baylor, Mar 21, 2021 ; Oklahoma, Mar 28, 2021

Strikeouts: 9, at Houston, Mar 07, 2021

Batters faced: 29, at Kansas, Apr 03, 2021 ; Kansas State, Apr 11, 2021

Field chances: 4, at Kansas, Apr 03, 2021

Putouts: 2, at Kansas, Apr 03, 2021

Assists: 2, at Kansas, Apr 03, 2021 ; Arkansas, Mar 20, 2019 ; Oklahoma, Mar 28, 2021

Runners CS: 1, vs Ole Miss, Feb 22, 2021 ; UTRGV, Mar 05, 2019



2021 Texas Baseball
Overall Statistics for Texas (as of Jun 14, 2021)
(All games Sorted by Batting avg)



Record: 47-15 Home: 32-5 Away: 13-5 Neutral: 2-5 Big 12: 17-7

Player	avg	gp-gs	ab	r	h	2b	3b	hr	rbi	tb	slg%	bb	hp	so	gdp	ob%	sf	sh	sb-att	po	a	e	fld%
Daly, Mitchell	.321	56-54	193	32	62	15	0	2	31	83	.430	28	5	35	3	.417	2	7	6-11	59	163	9	.961
Melendez, Ivan	.321	54-53	187	34	60	12	3	12	46	114	.610	30	9	60	1	.436	1	0	1-1	56	1	0	1.000
Williams, Cam	.303	56-56	188	41	57	20	1	11	47	112	.596	30	11	49	4	.424	2	6	3-3	30	92	13	.904
Zubia, Zach	.300	61-58	213	43	64	10	3	10	57	110	.516	45	4	61	4	.423	5	0	2-3	515	37	2	.996
Hodo III, Douglas	.288	59-57	205	49	59	8	1	5	43	84	.410	28	9	55	1	.387	6	10	5-8	91	4	1	.990
Antico, Mike	.269	61-60	212	64	57	15	2	9	43	103	.486	60	8	38	0	.439	5	3	39-43	117	4	3	.976
Faltine, Trey	.262	61-61	202	50	53	17	0	5	36	85	.421	34	10	62	4	.391	2	5	7-10	81	184	8	.971
Kennedy, Eric	.255	60-56	216	37	55	7	2	3	24	75	.347	20	7	51	1	.335	2	8	17-21	90	0	0	1.000
Ardoyn, Silas	.251	55-48	167	28	42	9	1	1	31	56	.335	42	3	41	6	.405	3	4	1-2	405	42	0	1.000

Geib, Peter	1.000	5-0	1	3	1	0	0	1	3	4	4.000	3	0	0	0	1.000	0	0	0-0	1	0	0	1.000
Stehly, Murphy	.294	29-12	51	8	15	2	1	0	7	19	.373	7	1	18	0	.383	1	2	2-2	15	39	3	.947
Todd, Austin	.292	6-6	24	1	7	0	0	0	2	7	.292	2	0	6	0	.346	0	0	0-1	8	0	0	1.000
Powell, Peyton	.273	9-2	11	4	3	0	0	1	2	6	.545	1	0	1	0	.333	0	0	0-0	3	0	0	1.000
Porter, Dalton	.263	17-3	19	3	5	0	0	1	3	8	.421	3	1	5	1	.391	0	0	0-0	7	0	0	1.000
Petrinsky, DJ	.242	33-17	66	8	16	3	0	1	11	22	.333	11	2	19	0	.363	1	0	0-0	116	9	1	.992
Witt, Tanner	.231	7-2	13	3	3	0	0	0	0	3	.231	1	0	5	0	.286	0	0	0-0	7	4	1	.917
Campbell, Dylan	.189	30-12	53	10	10	3	0	1	7	16	.302	5	1	9	2	.262	2	0	2-2	21	13	1	.971
Ford, Lance	.100	20-1	10	6	1	0	0	0	0	1	.100	4	0	0	0	.357	0	0	0-0	0	5	1	.833
Constantine, Cam	.000	1-0	1	0	0	0	0	0	0	0	.000	0	0	1	0	.000	0	0	0-0	0	0	0	.000
Peter, Caston	.000	2-0	0	0	0	0	0	0	0	0	.000	1	0	0	0	1.000	0	0	0-0	2	0	0	1.000
Totals	.281	62	2032	424	570	121	14	63	393	908	.447	355	71	516	27	.400	32	45	85-107	1654	653	47	.980
Opponents	.213	62	2007	194	428	79	12	35	171	636	.317	197	41	528	44	.294	17	14	33-51	1581	514	65	.970

LOB - Team (530), Opp (429). DPs turned - Team (49), Opp (31). CI - Team (1), Petrinsky 1. IBB - Team (5), Zubia 2, Melendez 1, Antico 1, Faltine 1, Opp (6). Picked off - Antico 3, Williams 2.

(All games Sorted by Earned run avg)

Player	era	w-l	app	gs	cg	sho	sv	ip	h	r	er	bb	so	2b	3b	hr	b/avg	wp	hp	bk	sfa	sha
Hansen, Pete	1.84	9-1	17	13	0	0/0	0	83.1	60	20	17	21	72	12	1	2	.200	1	2	1	2	3
Madden, Ty	2.41	7-4	16	16	1	1/1	0	100.2	67	33	27	39	119	11	4	7	.189	4	5	0	3	2
Stevens, Tristan	2.97	11-3	16	16	0	0/3	0	103.0	90	34	34	19	74	15	0	5	.233	3	7	1	1	2

Southard, Jared	0.00	0-0	12	0	0	0/2	0	10.0	4	0	0	7	16	2	0	0	.118	2	3	0	0	0
Quintanilla, Cole	1.29	4-0	24	0	0	0/1	0	35.0	18	5	5	10	36	3	2	2	.154	3	0	0	1	1
Nixon, Aaron	2.35	3-3	25	0	0	0/0	8	30.2	24	8	8	8	34	2	0	2	.216	2	3	0	0	2
Witt, Tanner	3.06	4-0	26	0	0	0/0	5	50.0	36	19	17	22	71	7	2	4	.199	4	4	0	1	1
Gordon, Lucas	3.32	0-0	19	1	0	0/0	1	21.2	15	8	8	9	19	1	0	2	.197	1	2	0	0	0
Wenzel, Palmer	3.32	3-0	17	0	0	0/2	1	21.2	22	8	8	9	13	2	1	0	.268	0	0	0	2	0
Kubichek, Kolby	3.86	5-3	12	12	0	0/0	0	51.1	50	26	22	27	41	14	1	3	.256	8	11	1	4	3
Shifflet, Drew	4.02	1-0	11	0	0	0/1	0	15.2	13	7	7	9	14	3	0	2	.224	1	0	0	1	0
Wallace, Austin	4.50	0-0	1	0	0	0/0	0	2.0	2	1	1	0	0	0	0	0	.250	1	0	0	0	0
Eckhardt, Justin	6.75	0-0	6	4	0	0/0	0	13.1	10	11	10	10	5	2	0	2	.208	2	2	0	1	0
Cobb, Coy	7.50	0-0	6	0	0	0/1	0	6.0	7	5	5	3	5	2	1	1	.280	1	0	0	0	0
Walbridge, Sam	9.00	0-0	3	0	0	0/0	0	2.0	3	2	2	0	4	2	0	0	.300	0	1	0	0	0
Merryman, Dawson	10.12	0-0	3	0	0	0/0	0	2.2	3	4	3	4	2	0	0	2	.273	0	0	0	0	0
Noah, Caden	11.57	0-1	3	0	0	0/1	0	2.1	4	3	3	0	3	1	0	1	.400	0	1	0	1	0
Totals	2.89	47-15	62	62	1	5/4	15	551.1	428	194	177	197	528	79	12	35	.213	33	41	3	17	14
Opponents	6.64	15-47	62	62	1	2/2	8	527.0	570	424	389	355	516	121	14	63	.281	56	71	6	32	45

PB - Team (6), Ardoyn 6, Opp (7). Pickoffs - Team (2), Madden 1, Ardoyn 1, Opp (5). SBA/ATT - Ardoyn (24-40), Madden (5-12), Petrinsky (9-11), Stevens (7-10), Witt (6-6), Hansen (3-5), Shifflet (3-4), Wenzel (3-4), Quintanilla (2-4), Eckhardt (2-2), Kubichek (1-2), Cobb (1-1), Gordon (0-1).



2021 Texas Baseball
Conference statistics for Texas (as of May 22, 2021)
(Big 12 games only Sorted by Batting avg)



Record: 17-7 Home: 8-4 Away: 9-3 Big 12: 17-7

Player	avg	gp-gs	ab	r	h	2b	3b	hr	rbi	tb	slg%	bb	hp	so	gdp	ob%	sf	sh	sb-att	po	a	e	fld%
Williams, Cam	.361	20-20	72	15	26	8	1	5	18	51	.708	7	3	17	1	.439	0	4	0-0	6	28	5	.872
Daly, Mitchell	.356	23-23	87	17	31	9	0	1	12	43	.494	10	2	13	2	.430	1	2	2-2	22	64	4	.956
Melendez, Ivan	.329	21-21	73	18	24	4	2	8	19	56	.767	12	6	23	0	.462	0	0	0-0	12	0	0	1.000
Antico, Mike	.318	24-23	85	22	27	6	1	7	24	56	.659	20	3	11	0	.450	3	2	6-8	53	1	2	.964
Faltine, Trey	.289	23-23	76	17	22	8	0	3	12	39	.513	9	3	21	0	.382	1	3	0-1	35	69	4	.963
Hodo III, Douglas	.289	24-24	83	18	24	5	0	2	17	35	.422	13	3	25	1	.392	3	5	1-2	35	3	1	.974
Ardoyn, Silas	.267	22-19	75	16	20	2	1	0	8	24	.320	11	1	16	4	.368	0	2	1-2	158	20	0	1.000
Kennedy, Eric	.235	23-23	85	13	20	1	1	2	9	29	.341	7	1	22	0	.301	0	5	5-7	37	0	0	1.000
Zubia, Zach	.216	24-23	88	16	19	1	2	5	19	39	.443	20	1	26	1	.364	1	0	1-1	213	14	1	.996

Stehly, Murphy	.286	8-4	21	3	6	1	1	0	4	9	.429	1	0	8	0	.304	1	0	0-0	4	7	2	.846
Petrinsky, DJ	.231	12-7	26	0	6	0	0	0	4	6	.231	4	0	6	0	.333	0	0	0-0	41	7	0	1.000
Campbell, Dylan	.200	12-3	20	3	4	2	0	0	3	6	.300	2	1	6	1	.280	2	0	1-1	8	3	0	1.000
Porter, Dalton	.143	7-1	7	0	1	0	0	0	0	1	.143	0	0	4	1	.143	0	0	0-0	3	0	0	1.000
Ford, Lance	.143	8-1	7	3	1	0	0	0	0	1	.143	3	0	0	0	.400	0	0	0-0	0	4	0	1.000
Powell, Peyton	.000	3-1	3	0	0	0	0	0	0	0	.000	0	0	1	0	.000	0	0	0-0	0	0	0	.000
Witt, Tanner	.000	1-0	1	0	0	0	0	0	0	0	.000	0	0	0	0	.000	0	0	0-0	4	2	1	.857
Geib, Peter	.000	1-0	0	1	0	0	0	0	0	0	.000	1	0	0	0	1.000	0	0	0-0	0	0	0	.000
Totals	.286	24	809	162	231	47	9	33	149	395	.488	120	24	199	11	.389	12	23	17-24	642	248	21	.977
Opponents	.238	24	793	87	189	33	5	17	76	283	.357	80	16	205	17	.318	8	7	8-17	631	217	25	.971

LOB - Team (195), Opp (175). DPs turned - Team (20), Opp (12). IBB - Team (2), Faltine 1, Melendez 1, Opp (4). Picked off - Williams 1, Antico 1.

(Big 12 games only Sorted by Earned run avg)

Player	era	w-l	app	gs	cg	sho	sv	ip	h	r	er	bb	so	2b	3b	hr	b/avg	wp	hp	bk	sfa	sha
Hansen, Pete	1.14	3-0	5	2	0	0/0	0	23.2	14	3	3	8	22	2	0	1	.182	0	1	0	1	2
Stevens, Tristan	3.17	6-2	8	8	0	0/1	0	54.0	53	19	19	9	40	8	0	5	.255	1	3	1	1	0
Madden, Ty	3.47	3-2	8	8	0	0/0	0	49.1	45	24	19	17	55	10	4	5	.247	2	4	0	1	1
Kubichek, Kolby	4.50	2-2	6	6	0	0/0	0	24.0	26	15	12	18	12	5	0	2	.274	4	3	0	2	2

Southard, Jared	0.00	0-0	2	0	0	0/0	0	1.2	1	0	0	0	4	1	0	0	.167	0	1	0	0	0
Cobb, Coy	0.00	0-0	1	0	0	0/0	0	1.0	0	0	0	1	1	0	0	0	.000	0	0	0	0	0
Gordon, Lucas	2.00	0-0	9	0	0	0/0	0	9.0	7	2	2	4	7	0	0	1	.226	1	0	0	0	0
Quintanilla, Cole	2.57	1-0	11	0	0	0/1	0	14.0	10	4	4	5	17	3	1	1	.204	1	0	0	1	1
Witt, Tanner	2.60	1-0	10	0	0	0/0	1	17.1	10	7	5	12	23	0	0	0	.167	2	1	0	1	1
Nixon, Aaron	2.63	1-1	11	0	0	0/0	4	13.2	12	4	4	1	18	1	0	1	.226	2	2	0	0	0
Wenzel, Palmer	8.31	0-0	6	0	0	0/0	0	4.1	6	4	4	3	2	0	0	0	.333	0	0	0	1	0
Shifflet, Drew	13.50	0-0	2	0	0	0/0	0	2.0	3	3	3	2	4	1	0	1	.333	0	0	0	0	0
Walbridge, Sam	99.00	0-0	1	0	0	0/0	0	0.0	2	2	2	0	0	2	0	0	1.000	0	1	0	0	0
Totals	3.24	17-7	24	24	0	1/1	5	214.0	189	87	77	80	205	33	5	17	.238	13	16	1	8	7
Opponents	6.29	7-17	24	24	0	0/0	4	210.1	231	162	147	120	199	47	9	33	.286	20	24	1	12	23

PB - Team (2), Ardoyn 2, Opp (2). Pickoffs - Team (1), Madden 1, Opp (2). SBA/ATT - Ardoyn (5-12), Madden (2-6), Petrinsky (3-5), Stevens (3-5), Quintanilla (2-3), Hansen (0-1), Gordon (0-1), Witt (1-1).



INFIELDER
**TREY
FALTINE 0**

CLASS **R-Freshman**
HOMETOWN **Richmond, Texas**
HIGH SCHOOL **William B. Travis**

BATS
RIGHT

THROWS
RIGHT

HEIGHT
6'2"

WEIGHT
198

CAREER STATISTICS

Year	Avg	GP	GS	AB	R	H	2B	3B	HR	RBI	TB	SLG%	BB	HBP	SO	GDP	OB%	SF	SH	SB	ATT	PO	A	E	FLD%
2020	.259	17	17	58	12	15	3	0	1	7	21	.362	6	2	11	1	.343	1	2	2	3	18	57	2	.974
2021	.262	61	61	202	50	53	17	0	5	36	85	.421	34	10	62	4	.391	2	5	7	10	81	184	8	.971
TOTAL	.262	78	78	260	62	68	20	0	6	43	106	.408	40	12	73	5	.381	3	7	9	13	99	241	10	.971

CAREER HIGHS

Hits: 3, Oklahoma, Mar 27, 2021
Doubles: 2, at South Florida, Jun 13, 2021 ; at Houston, Mar 06, 2021 ; at TCU, May 09, 2021
Home runs: 2, West Virginia, May 21, 2021
Total bases: 8, West Virginia, May 21, 2021
RBI: 4, at Texas State, Mar 03, 2021 ; West Virginia, May 21, 2021
Runs scored: 3, BYU, Feb 26, 2021
Walks: 3, BYU, Feb 26, 2021
Hit by pitch: 2, at South Florida, Jun 13, 2021
Struck out: 3, 7 times
Sac flies: 1, BYU, Feb 25, 2021 ; Abilene Christian, Mar 11, 2020 ; Texas Tech, May 02, 2021
Sac bunts: 1, 7 times
At bats: 6, at Fairfield, Jun 06, 2021
Stolen bases: 2, South Carolina, Mar 14, 2021
Caught stealing: 1, 4 times
Field chances: 11, at Kansas, Apr 03, 2021
Putouts: 4, at Kansas, Apr 03, 2021 ; Arizona State, Jun 05, 2021
Assists: 7, 6 times



CATCHER
**SILAS
ARDOYN 4**

CLASS **R-Freshman**
HOMETOWN **Lake Charles, La.**
HIGH SCHOOL **Sam Houston (La.)**

BATS
RIGHT

THROWS
RIGHT

HEIGHT
5'11"

WEIGHT
190

CAREER STATISTICS

Year	Avg	GP	GS	AB	R	H	2B	3B	HR	RBI	TB	SLG%	BB	HBP	SO	GDP	OB%	SF	SH	SB	ATT	PO	A	E	FLD%
2020	.241	11	8	29	7	7	1	0	0	4	8	.276	5	1	5	0	.371	0	1	0	0	82	5	3	.967
2021	.251	55	48	167	28	42	9	1	1	31	56	.335	42	3	41	6	.405	3	4	1	2	405	42	0	1.000
TOTAL	.250	66	56	196	35	49	10	1	1	35	64	.327	47	4	46	6	.400	3	5	1	2	487	47	3	.994

CAREER HIGHS

Hits: 3, UTRGV, Mar 16, 2021
Doubles: 2, at Texas State, Mar 03, 2021
Triples: 1, West Virginia, May 22, 2021
Home runs: 1, UTRGV, Mar 16, 2021
Total bases: 7, UTRGV, Mar 16, 2021
RBI: 5, UTRGV, Mar 16, 2021
Runs scored: 3, Texas Tech, May 02, 2021
Walks: 4, Stephen F. Austin, Apr 07, 2021
Hit by pitch: 1, 4 times
Struck out: 3, at Oklahoma State, Apr 24, 2021 ; at Fairfield, Jun 06, 2021 ; at TCU, May 09, 2021
Sac flies: 1, at Texas State, Apr 20, 2021 ; BYU, Feb 25, 2021 ; vs Oklahoma, May 27, 2021
Sac bunts: 1, 5 times
At bats: 5, 6 times
Stolen bases: 1, Oklahoma, Mar 26, 2021
Caught stealing: 1, at Kansas, Apr 03, 2021
Field chances: 15, at Houston, Mar 05, 2021
Putouts: 14, at Oklahoma State, Apr 24, 2021
Assists: 4, Texas Tech, May 02, 2021
Runners CS: 2, at Kansas, Apr 01, 2021 ; vs Ole Miss, Feb 22, 2021



OUTFIELDER
**MIKE
ANTICO 5**

CLASS **R-Senior**
HOMETOWN **Colts Neck, N.J.**
PREVIOUS **St. John's**
HIGH SCHOOL **Colts Neck**

BATS
LEFT

THROWS
RIGHT

HEIGHT
5'10"

WEIGHT
200

CAREER STATISTICS

Year	Avg	GP	GS	AB	R	H	2B	3B	HR	RBI	TB	SLG%	BB	HBP	SO	GDP	OB%	SF	SH	SB	ATT	PO	A	E	FLD%
2021	.269	61	60	212	64	57	15	2	9	43	103	.486	60	8	38	0	.439	5	3	39	43	117	4	3	.976
TOTAL	.269	61	60	212	64	57	15	2	9	43	103	.486	60	8	38	0	.439	5	3	39	43	117	4	3	.976

CAREER HIGHS

Hits: 4, Kansas State, Apr 09, 2021
Doubles: 2, Kansas State, Apr 09, 2021
Triples: 1, Kansas State, Apr 09, 2021 ; Abilene Christian, Apr 18, 2021
Home runs: 1, 9 times
Total bases: 8, Kansas State, Apr 09, 2021 ; Abilene Christian, Apr 18, 2021
RBI: 5, Kansas State, Apr 09, 2021
Runs scored: 4, Sam Houston State, Mar 09, 2021
Walks: 3, UIW, Apr 27, 2021 ; at Fairfield, Jun 06, 2021 ; UTRGV, Mar 16, 2021
Hit by pitch: 1, 8 times
Struck out: 3, vs Oklahoma State, May 28, 2021
Sac flies: 1, 5 times
Sac bunts: 1, at Kansas, Apr 02, 2021 ; Nevada, Apr 13, 2021 ; at Baylor, Mar 20, 2021
At bats: 5, 14 times
Stolen bases: 4, at Fairfield, Jun 06, 2021
Caught stealing: 1, 4 times
Field chances: 6, Kansas State, Apr 10, 2021 ; Texas Tech, May 02, 2021
Putouts: 6, Kansas State, Apr 10, 2021 ; Texas Tech, May 02, 2021
Assists: 1, 4 times



CATCHER
DJ PETRINSKY 6
CLASS **R-Senior**
HOMETOWN **Magnolia, Texas**
PREVIOUS **Hill College**
HIGH SCHOOL **Magnolia West**

BATS **RIGHT** THROWS **RIGHT** HEIGHT **6'0"** WEIGHT **190**

CAREER STATISTICS																									
Year	Avg	GP	GS	AB	R	H	2B	3B	HR	RBI	TB	SLG%	BB	HBP	SO	GDP	OB%	SF	SH	SB	ATT	PO	A	E	FLD%
2018	.257	61	58	210	35	54	10	2	9	29	95	.452	22	5	35	4	.340	1	2	1	2	435	54	4	.992
2019	.256	11	10	39	4	10	3	1	0	5	15	.385	3	0	7	0	.310	0	0	2	2	71	3	1	.987
2020	.178	14	11	45	5	8	2	0	2	5	16	.356	4	0	8	0	.240	1	0	0	0	85	6	1	.989
2021	.242	33	17	66	8	16	3	0	1	11	22	.333	11	2	19	0	.363	1	0	0	0	116	9	1	.992
TOTAL	.244	119	96	360	52	88	18	3	12	50	148	.411	40	7	69	4	.329	3	2	3	4	707	72	7	.991

CAREER HIGHS
Hits: 3, UT Rio Grande Valley, Apr 17, 2018 ; Lamar, Feb 21, 2018 ; Sam Houston State, Mar 20, 2018
Doubles: 2, at Rice, Feb 16, 2020 ; Stanford, Mar 08, 2018
Triples: 1, at Oklahoma, Apr 13, 2018 ; at Rice, Feb 19, 2019 ; TCU, May 19, 2018
Home runs: 2, at Arkansas, Mar 13, 2018
Total bases: 8, at Arkansas, Mar 13, 2018
RBI: 4, Texas Southern, Jun 01, 2018
Runs scored: 3, Lamar, Feb 21, 2018
Walks: 3, at Indiana, Jun 03, 2018 ; Kansas, Mar 16, 2018
Hit by pitch: 2, vs Arkansas, Feb 21, 2021
Struck out: 4, Boise State, Feb 21, 2020
Sac flies: 1, at Oklahoma, Apr 13, 2018 ; vs LSU, Feb 28, 2020 ; UTRGV, Mar 16, 2021
Sac bunts: 1, Baylor, Apr 06, 2018 ; New Orleans, Apr 20, 2018
At bats: 5, 12 times
Stolen bases: 1, at Rice, Feb 19, 2019 ; Purdue, Feb 22, 2019 ; vs Kansas, May 23, 2018
Caught stealing: 1, vs Kansas, May 23, 2018
Field chances: 16, Boise State, Feb 21, 2020 ; UTSA, Feb 27, 2018
Putouts: 15, Boise State, Feb 21, 2020 ; UTSA, Feb 27, 2018
Assists: 4, at Oklahoma State, Apr 25, 2021 ; at Arkansas, Mar 14, 2018
Runners CS: 2, Baylor, Apr 08, 2018



OUTFIELDER
DOUGLAS HODO III 7
CLASS **R-Freshman**
HOMETOWN **Boerne, Texas**
HIGH SCHOOL **Boerne**

BATS **RIGHT** THROWS **RIGHT** HEIGHT **6'0"** WEIGHT **175**

CAREER STATISTICS																									
Year	Avg	GP	GS	AB	R	H	2B	3B	HR	RBI	TB	SLG%	BB	HBP	SO	GDP	OB%	SF	SH	SB	ATT	PO	A	E	FLD%
2020	.147	16	12	34	7	5	0	0	1	4	8	.235	12	0	18	0	.370	0	0	2	2	7	0	0	1.000
2021	.288	59	57	205	49	59	8	1	5	43	84	.410	28	9	55	1	.387	6	10	5	8	91	4	1	.990
TOTAL	.268	75	69	239	56	64	8	1	6	47	92	.385	40	9	73	1	.384	6	10	7	10	98	4	1	.990

CAREER HIGHS
Hits: 2, 20 times
Doubles: 1, 8 times
Triples: 1, at Fairfield, Jun 06, 2021
Home runs: 1, 6 times
Total bases: 6, Nevada, Apr 14, 2021
RBI: 4, at Fairfield, Jun 06, 2021 ; Texas Tech, May 02, 2021
Runs scored: 3, Texas Tech, May 02, 2021
Walks: 3, Sam Houston State, Feb 25, 2020
Hit by pitch: 2, at Fairfield, Jun 06, 2021
Struck out: 3, 5 times
Sac flies: 2, West Virginia, May 21, 2021
Sac bunts: 1, 10 times
At bats: 5, 9 times
Stolen bases: 1, 7 times
Caught stealing: 1, at Oklahoma State, Apr 24, 2021 ; South Carolina, Mar 12, 2021 ; South Carolina, Mar 14, 2021
Field chances: 5, Kansas State, Apr 09, 2021
Putouts: 5, Kansas State, Apr 09, 2021



INFIELDER
DYLAN CAMPBELL 8
CLASS **Freshman**
HOMETOWN **Houston, Texas**
HIGH SCHOOL **Strake Jesuit**

BATS **RIGHT** THROWS **RIGHT** HEIGHT **5'11"** WEIGHT **205**

CAREER STATISTICS																									
Year	Avg	GP	GS	AB	R	H	2B	3B	HR	RBI	TB	SLG%	BB	HBP	SO	GDP	OB%	SF	SH	SB	ATT	PO	A	E	FLD%
2021	.189	30	12	53	10	10	3	0	1	7	16	.302	5	1	9	2	.262	2	0	2	2	21	13	1	.971
TOTAL	.189	30	12	53	10	10	3	0	1	7	16	.302	5	1	9	2	.262	2	0	2	2	21	13	1	.971

CAREER HIGHS
Hits: 2, UIW, Mar 23, 2021
Doubles: 1, Kansas State, Apr 10, 2021 ; A&M-Corpus Christi, Mar 02, 2021 ; Oklahoma, Mar 27, 2021
Home runs: 1, UIW, Mar 23, 2021
Total bases: 5, UIW, Mar 23, 2021
RBI: 3, UIW, Mar 23, 2021
Runs scored: 1, 10 times
Walks: 1, 5 times
Hit by pitch: 1, Oklahoma, Mar 26, 2021
Struck out: 2, Kansas State, Apr 09, 2021
Sac flies: 1, Kansas State, Apr 10, 2021 ; at Oklahoma State, Apr 25, 2021
At bats: 5, Kansas State, Apr 09, 2021
Stolen bases: 1, Kansas State, Apr 09, 2021 ; UIW, Mar 23, 2021
Field chances: 6, BYU, Feb 25, 2021
Putouts: 4, UIW, Mar 23, 2021
Assists: 5, BYU, Feb 25, 2021



INFIELDER/RHP TANNER WITT 11

CLASS **Freshman**
HOMETOWN **Houston, Texas**
HIGH SCHOOL **Episcopal**

BATS
RIGHT

THROWS
RIGHT

HEIGHT
6'5"

WEIGHT
215

CAREER STATISTICS

Year	Avg	GP	GS	AB	R	H	2B	3B	HR	RBI	TB	SLG%	BB	HBP	SO	GDP	OB%	SF	SH	SB	ATT	PO	A	E	FLD%
2021	.231	7	2	13	3	3	0	0	0	0	3	.231	1	0	5	0	.286	0	0	0	0	3	4	1	.875
TOTAL	.231	7	2	13	3	3	0	0	0	0	3	.231	1	0	5	0	.286	0	0	0	0	3	4	1	.875

CAREER HIGHS

Hits: 2, UIW, Mar 23, 2021
Total bases: 2, UIW, Mar 23, 2021
Runs scored: 2, UIW, Mar 23, 2021
Walks: 1, UIW, Mar 23, 2021
Struck out: 1, 5 times
At bats: 4, BYU, Feb 25, 2021



INFIELDER MURPHY STEHLY 14

CLASS **R-Junior**
HOMETOWN **Carlsbad, Calif.**
PREVIOUS **Orange Coast**
HIGH SCHOOL **Santa Fe Christian**

BATS
RIGHT

THROWS
RIGHT

HEIGHT
5'10"

WEIGHT
180

CAREER STATISTICS

Year	Avg	GP	GS	AB	R	H	2B	3B	HR	RBI	TB	SLG%	BB	HBP	SO	GDP	OB%	SF	SH	SB	ATT	PO	A	E	FLD%
2020	.256	13	12	39	7	10	4	0	1	10	17	.436	1	1	8	0	.286	1	1	1	1	9	24	1	.971
2021	.294	29	12	51	8	15	2	1	0	7	19	.373	7	1	18	0	.383	1	2	2	2	15	39	3	.947
TOTAL	.278	42	24	90	15	25	6	1	1	17	36	.400	8	2	26	0	.343	2	3	3	3	24	63	4	.956

CAREER HIGHS

Hits: 3, at Rice, Feb 14, 2020
Doubles: 1, 6 times
Triples: 1, Kansas State, Apr 10, 2021
Home runs: 1, at Rice, Feb 14, 2020
Total bases: 7, at Rice, Feb 14, 2020
RBI: 3, Kansas State, Apr 10, 2021 ; Abilene Christian, Apr 16, 2021 ; Abilene Christian, Mar 11, 2020
Runs scored: 3, at Rice, Feb 14, 2020
Walks: 1, 8 times
Hit by pitch: 1, A&M-Corpus Christi, Mar 02, 2021 ; Cal State Fullerton, Mar 07, 2020
Struck out: 2, 7 times
Sac flies: 1, Kansas State, Apr 09, 2021 ; Lamar, Feb 19, 2020
Sac bunts: 1, BYU, Feb 25, 2021 ; Cal State Fullerton, Mar 07, 2020 ; Texas State, May 04, 2021
At bats: 5, Kansas State, Apr 10, 2021 ; Abilene Christian, Mar 11, 2020
Stolen bases: 1, at Texas State, Apr 20, 2021 ; BYU, Feb 26, 2021 ; Cal State Fullerton, Mar 07, 2020
Field chances: 6, A&M-Corpus Christi, Mar 02, 2021
Putouts: 6, A&M-Corpus Christi, Mar 02, 2021
Assists: 5, UIW, Apr 27, 2021



CATCHER PEYTON POWELL 15

CLASS **R-Freshman**
HOMETOWN **Robinson, Texas**
HIGH SCHOOL **Robinson**

BATS
LEFT

THROWS
RIGHT

HEIGHT
6'1"

WEIGHT
185

CAREER STATISTICS

Year	Avg	GP	GS	AB	R	H	2B	3B	HR	RBI	TB	SLG%	BB	HBP	SO	GDP	OB%	SF	SH	SB	ATT	PO	A	E	FLD%
2020	.364	6	3	11	5	4	3	0	1	2	10	.909	4	0	2	0	.533	0	0	1	1	0	0	0	.000
2021	.273	9	2	11	4	3	0	0	1	2	6	.545	1	0	1	0	.333	0	0	0	0	3	0	0	1.000
TOTAL	.318	15	5	22	9	7	3	0	2	4	16	.727	5	0	3	0	.444	0	0	1	1	3	0	0	1.000

CAREER HIGHS

Hits: 2, Cal State Fullerton, Mar 08, 2020
Doubles: 1, Boise State, Feb 22, 2020 ; Cal State Fullerton, Mar 06, 2020 ; Cal State Fullerton, Mar 08, 2020
Home runs: 1, Cal State Fullerton, Mar 08, 2020 ; South Carolina, Mar 13, 2021
Total bases: 6, Cal State Fullerton, Mar 08, 2020
RBI: 1, 4 times
Runs scored: 2, Cal State Fullerton, Mar 08, 2020
Walks: 3, Abilene Christian, Mar 11, 2020
Struck out: 1, Boise State, Feb 22, 2020 ; Cal State Fullerton, Mar 08, 2020 ; at Baylor, Mar 21, 2021
At bats: 4, Cal State Fullerton, Mar 08, 2020
Stolen bases: 1, Boise State, Feb 21, 2020
Field chances: 3, Abilene Christian, Apr 16, 2021
Putouts: 3, Abilene Christian, Apr 16, 2021



INFIELDER
IVAN MELENDEZ 17

CLASS **R-Sophomore**
HOMETOWN **El Paso, Texas**
PREVIOUS **Odessa**
HIGH SCHOOL **Coronado**

BATS **RIGHT** THROWS **RIGHT** HEIGHT **6'3"** WEIGHT **225**

CAREER STATISTICS

Year	Avg	GP	GS	AB	R	H	2B	3B	HR	RBI	TB	SLG%	BB	HBP	SO	GDP	OB%	SF	SH	SB	ATT	PO	A	E	FLD%
2021	.321	54	53	187	34	60	12	3	12	46	114	.610	30	9	60	1	.436	1	0	1	1	56	1	0	1.000
TOTAL	.321	54	53	187	34	60	12	3	12	46	114	.610	30	9	60	1	.436	1	0	1	1	56	1	0	1.000

CAREER HIGHS

Hits: 4, at Kansas, Apr 02, 2021 ; A&M-Corpus Christi, Apr 06, 2021
Doubles: 2, at Kansas, Apr 02, 2021 ; A&M-Corpus Christi, Apr 06, 2021
Triples: 1, Abilene Christian, Apr 18, 2021 ; Texas Tech, May 02, 2021 ; at TCU, May 07, 2021
Home runs: 2, Kansas State, Apr 11, 2021
Total bases: 9, A&M-Corpus Christi, Apr 06, 2021
RBI: 4, 4 times
Runs scored: 3, Kansas State, Apr 11, 2021 ; West Virginia, May 21, 2021
Walks: 3, at Fairfield, Jun 06, 2021
Hit by pitch: 1, 9 times
Struck out: 4, West Virginia, May 20, 2021
Sac flies: 1, UIW, Mar 23, 2021
At bats: 5, 9 times
Stolen bases: 1, A&M-Corpus Christi, Apr 06, 2021
Field chances: 17, at Texas State, Mar 03, 2021
Putouts: 16, at Texas State, Mar 03, 2021
Assists: 1, at Texas State, Mar 03, 2021



INFIELDER
MITCHELL DALY 19

CLASS **Freshman**
HOMETOWN **Madison, Ala.**
HIGH SCHOOL **Bob Jones**


BATS **RIGHT** THROWS **RIGHT** HEIGHT **6'1"** WEIGHT **185**

CAREER STATISTICS

Year	Avg	GP	GS	AB	R	H	2B	3B	HR	RBI	TB	SLG%	BB	HBP	SO	GDP	OB%	SF	SH	SB	ATT	PO	A	E	FLD%
2021	.321	56	54	193	32	62	15	0	2	31	83	.430	28	5	35	3	.417	2	7	6	11	59	163	9	.961
TOTAL	.321	56	54	193	32	62	15	0	2	31	83	.430	28	5	35	3	.417	2	7	6	11	59	163	9	.961

CAREER HIGHS

Hits: 4, at Kansas, Apr 01, 2021
Doubles: 2, Oklahoma, Mar 26, 2021
Home runs: 1, at Oklahoma State, Apr 25, 2021 ; South Carolina, Mar 13, 2021
Total bases: 5, at Kansas, Apr 01, 2021
RBI: 4, A&M-Corpus Christi, Apr 06, 2021
Runs scored: 3, at Texas State, Apr 20, 2021
Walks: 2, 4 times
Hit by pitch: 1, 5 times
Struck out: 3, at Texas State, Mar 03, 2021
Sac flies: 1, at Oklahoma State, Apr 25, 2021 ; South Carolina, Mar 14, 2021
Sac bunts: 1, 7 times
At bats: 5, 11 times
Stolen bases: 1, 6 times
Caught stealing: 1, 5 times
Field chances: 9, at Texas State, Mar 03, 2021 ; Sam Houston State, Mar 09, 2021
Putouts: 3, 6 times
Assists: 8, at Texas State, Mar 03, 2021



INFIELDER
LANCE FORD 28

CLASS **R-Sophomore**
HOMETOWN **Kerrville, Texas**
HIGH SCHOOL **Tivy**

BATS **LEFT** THROWS **RIGHT** HEIGHT **5'10"** WEIGHT **175**

CAREER STATISTICS

Year	Avg	GP	GS	AB	R	H	2B	3B	HR	RBI	TB	SLG%	BB	HBP	SO	GDP	OB%	SF	SH	SB	ATT	PO	A	E	FLD%
2019	.255	48	40	141	26	36	4	0	2	19	46	.326	18	4	29	3	.354	1	3	1	3	51	110	7	.958
2020	.000	4	1	2	1	0	0	0	0	0	0	.000	4	0	1	0	.667	0	0	0	0	0	5	1	.833
2021	.100	20	1	10	6	1	0	0	0	0	1	.100	4	0	0	0	.357	0	0	0	0	0	5	1	.833
TOTAL	.242	72	42	153	33	37	4	0	2	19	47	.307	26	4	30	3	.364	1	3	1	3	51	120	9	.950

CAREER HIGHS

Hits: 3, at Oklahoma State, Apr 20, 2019 ; West Virginia, Apr 28, 2019
Doubles: 1, 4 times
Home runs: 2, West Virginia, Apr 28, 2019
Total bases: 10, West Virginia, Apr 28, 2019
RBI: 6, West Virginia, Apr 28, 2019
Runs scored: 3, at Oklahoma State, Apr 20, 2019 ; West Virginia, Apr 28, 2019 ; Texas Southern, Mar 12, 2019
Walks: 2, 6 times
Hit by pitch: 1, 4 times
Struck out: 3, Xavier, Mar 29, 2019
Sac flies: 1, Purdue, Feb 23, 2019
Sac bunts: 1, Kansas State, Apr 13, 2019 ; LSU, Mar 03, 2019 ; Oklahoma, May 17, 2019
At bats: 5, at Oklahoma State, Apr 20, 2019 ; West Virginia, Apr 28, 2019 ; Xavier, Mar 29, 2019
Stolen bases: 1, at Louisiana, Feb 16, 2019
Caught stealing: 1, Rice, Apr 09, 2019 ; at Texas State, Apr 23, 2019
Field chances: 7, Kansas State, Apr 14, 2019 ; at Kansas, May 05, 2019
Putouts: 4, Oklahoma, May 17, 2019
Assists: 6, West Virginia, Apr 28, 2019



OUTFIELDER
ERIC KENNEDY 30

CLASS **R-Sophomore**
HOMETOWN **Tampa, Fla.**
HIGH SCHOOL **Calvary Christian**

BATS
LEFT

THROWS
RIGHT

HEIGHT
5'11"

WEIGHT
200

CAREER STATISTICS

Year	Avg	GP	GS	AB	R	H	2B	3B	HR	RBI	TB	SLG%	BB	HBP	SO	GDP	OB%	SF	SH	SB	ATT	PO	A	E	FLD%
2019	.310	49	46	184	41	57	8	3	2	28	77	.418	21	1	23	3	.382	1	7	9	11	65	4	5	.932
2020	.288	17	17	59	11	17	1	0	1	13	21	.356	9	1	12	0	.380	2	0	8	8	17	2	0	1.000
2021	.255	60	56	216	37	55	7	2	3	24	75	.347	20	7	51	1	.335	2	8	17	21	90	0	0	1.000
TOTAL	.281	126	119	459	89	129	16	5	6	65	173	.377	50	9	86	4	.359	5	15	34	40	172	6	5	.973

CAREER HIGHS

Hits: 4, West Virginia, Apr 26, 2019 ; at TCU, Mar 23, 2019 ; at TCU, Mar 24, 2019
Doubles: 2, LSU, Mar 03, 2019
Triples: 1, 5 times
Home runs: 1, 6 times
Total bases: 8, West Virginia, May 22, 2021
RBI: 4, Arizona, Mar 03, 2020 ; West Virginia, May 22, 2021
Runs scored: 3, 5 times
Walks: 3, at Houston, Mar 07, 2021 ; at Baylor, Mar 19, 2021 ; Arkansas, Mar 20, 2019
Hit by pitch: 1, 9 times
Struck out: 3, 5 times
Sac flies: 1, 5 times
Sac bunts: 2, at Stanford, Mar 09, 2019
At bats: 6, at Rice, Feb 19, 2019
Stolen bases: 3, Abilene Christian, Mar 11, 2020
Caught stealing: 2, West Virginia, Apr 26, 2019
Field chances: 7, at TCU, May 09, 2021
Putouts: 7, at TCU, May 09, 2021
Assists: 1, 6 times



INFIELDER
PETER GEIB 43

CLASS **R-Sophomore**
HOMETOWN **Houston, Texas**
HIGH SCHOOL **Episcopal**

BATS
RIGHT

THROWS
RIGHT

HEIGHT
6'2"

WEIGHT
210

CAREER STATISTICS

Year	Avg	GP	GS	AB	R	H	2B	3B	HR	RBI	TB	SLG%	BB	HBP	SO	GDP	OB%	SF	SH	SB	ATT	PO	A	E	FLD%
2019	.080	15	6	25	1	2	0	0	0	0	2	.080	3	0	13	1	.179	0	0	0	0	3	0	0	1.000
2021	1.000	5	0	1	3	1	0	0	1	3	4	4.000	3	0	0	0	1.000	0	0	0	0	1	0	0	1.000
TOTAL	.115	20	6	26	4	3	0	0	1	3	6	.231	6	0	13	1	.281	0	0	0	0	4	0	0	1.000

CAREER HIGHS

Hits: 2, at Baylor, Apr 06, 2019
Home runs: 1, UIW, Mar 23, 2021
Total bases: 4, UIW, Mar 23, 2021
RBI: 3, UIW, Mar 23, 2021
Runs scored: 1, 4 times
Walks: 2, Abilene Christian, Apr 16, 2021
Struck out: 4, at Kansas, May 05, 2019
At bats: 5, at Kansas, May 05, 2019
Field chances: 2, Oklahoma, May 17, 2019
Putouts: 2, Oklahoma, May 17, 2019



OUTFIELDER
AUSTIN TODD 44

CLASS **R-Senior**
HOMETOWN **Round Rock, Texas**
HIGH SCHOOL **Round Rock**

BATS
RIGHT

THROWS
RIGHT

HEIGHT
6'1"

WEIGHT
175

CAREER STATISTICS

Year	Avg	GP	GS	AB	R	H	2B	3B	HR	RBI	TB	SLG%	BB	HBP	SO	GDP	OB%	SF	SH	SB	ATT	PO	A	E	FLD%
2017	.276	48	39	145	24	40	7	1	1	19	52	.359	20	0	25	1	.359	2	3	2	3	72	2	3	.961
2018	.219	34	20	73	13	16	3	0	1	13	22	.301	12	4	18	2	.352	2	3	3	3	43	3	0	1.000
2019	.256	52	51	195	35	50	10	2	3	38	73	.374	26	1	23	6	.344	2	5	7	9	88	2	4	.957
2020	.375	17	17	72	14	27	4	1	1	15	36	.500	5	2	12	1	.430	0	0	2	4	18	3	1	.955
2021	.292	6	6	24	1	7	0	0	0	2	7	.292	2	0	6	0	.346	0	0	0	1	8	0	0	1.000
TOTAL	.275	157	133	509	87	140	24	4	6	87	190	.373	65	7	84	10	.361	6	11	14	20	229	10	8	.968

CAREER HIGHS

Hits: 5, at TCU, May 05, 2017
Doubles: 2, Texas A&M, Apr 02, 2019 ; Richmond, Mar 07, 2017 ; at TCU, Mar 23, 2019
Triples: 1, 4 times
Home runs: 1, 6 times
Total bases: 8, at TCU, May 05, 2017
RBI: 3, 7 times
Runs scored: 3, Texas A&M - CC, Mar 08, 2017 ; Cal State Fullerton, Mar 08, 2020 ; at TCU, May 05, 2017
Walks: 3, LSU, Mar 01, 2019 ; at Kansas State, Mar 29, 2018
Hit by pitch: 2, TCU, May 17, 2018
Struck out: 3, at Oklahoma, Apr 15, 2018 ; at LSU, Feb 23, 2018
Sac flies: 1, 6 times
Sac bunts: 1, 11 times
At bats: 6, 4 times
Stolen bases: 2, at Rice, Feb 19, 2019
Caught stealing: 1, 6 times
Field chances: 6, UCLA, Mar 10, 2017
Putouts: 6, UCLA, Mar 10, 2017
Assists: 1, 9 times



OUTFIELDER
DALTON PORTER 51

CLASS **Freshman**
HOMETOWN **Leander, Texas**
HIGH SCHOOL **Rouse**

BATS
LEFT

THROWS
LEFT

HEIGHT
6'0"

WEIGHT
190

CAREER STATISTICS

Year	Avg	GP	GS	AB	R	H	2B	3B	HR	RBI	TB	SLG%	BB	HBP	SO	GDP	OB%	SF	SH	SB	ATT	PO	A	E	FLD%
2021	.263	17	3	19	3	5	0	0	1	3	8	.421	3	1	5	1	.391	0	0	0	0	7	0	0	1.000
TOTAL	.263	17	3	19	3	5	0	0	1	3	8	.421	3	1	5	1	.391	0	0	0	0	7	0	0	1.000

CAREER HIGHS

Hits: 1, 5 times
Home runs: 1, UTRGV, Mar 16, 2021
Total bases: 4, UTRGV, Mar 16, 2021
RBI: 1, Abilene Christian, Apr 16, 2021 ; A&M-Corpus Christi, Mar 02, 2021 ; UTRGV, Mar 16, 2021
Runs scored: 2, Abilene Christian, Apr 16, 2021
Walks: 2, Abilene Christian, Apr 16, 2021
Hit by pitch: 1, vs Arkansas, Feb 21, 2021
Struck out: 1, 5 times
At bats: 4, vs Ole Miss, Feb 22, 2021
Field chances: 2, Kansas State, Apr 10, 2021
Putouts: 2, Kansas State, Apr 10, 2021



INFIELDER
ZACH ZUBIA 52

CLASS **R-Junior**
HOMETOWN **Richmond, Texas**
HIGH SCHOOL **Strake Jesuit**

BATS
RIGHT

THROWS
RIGHT

HEIGHT
6'4"

WEIGHT
240

CAREER STATISTICS

Year	Avg	GP	GS	AB	R	H	2B	3B	HR	RBI	TB	SLG%	BB	HBP	SO	GDP	OB%	SF	SH	SB	ATT	PO	A	E	FLD%
2018	.275	65	59	222	30	61	14	1	11	45	110	.495	46	5	66	4	.407	2	0	1	1	1	0	0	1.000
2019	.252	53	47	163	17	41	10	0	5	35	66	.405	38	1	43	5	.385	6	0	0	0	37	1	1	.974
2020	.288	17	17	59	8	17	3	0	3	21	29	.492	7	2	14	0	.356	5	0	0	1	159	9	3	.982
2021	.300	61	58	213	43	64	10	3	10	57	110	.516	45	4	61	4	.423	5	0	2	3	515	37	2	.996
TOTAL	.279	196	181	657	98	183	37	4	29	158	315	.479	136	12	184	13	.402	18	0	3	5	712	47	6	.992

CAREER HIGHS

Hits: 4, Kansas, Mar 16, 2018
Doubles: 2, 4 times
Triples: 1, 4 times
Home runs: 2, at LSU, Feb 24, 2018 ; at TCU, May 09, 2021
Total bases: 9, at TCU, May 09, 2021
RBI: 6, Kansas State, Apr 13, 2019
Runs scored: 3, at Texas State, Mar 03, 2021
Walks: 4, Kansas State, Apr 10, 2021
Hit by pitch: 1, 12 times
Struck out: 4, Oklahoma, Mar 26, 2021
Sac flies: 1, 18 times
At bats: 6, at Fairfield, Jun 06, 2021 ; at South Florida, Jun 13, 2021
Stolen bases: 1, Kansas State, Apr 10, 2021 ; at Texas State, Mar 03, 2021 ; at Kansas State, Mar 29, 2018
Caught stealing: 1, Boise State, Feb 22, 2020 ; vs Oklahoma, May 27, 2021
Field chances: 19, Boise State, Feb 23, 2020
Putouts: 18, Boise State, Feb 23, 2020
Assists: 3, Arizona State, Jun 05, 2021 ; West Virginia, May 20, 2021



INFIELDER
CAM WILLIAMS 55

CLASS **R-Junior**
HOMETOWN **Odessa, Fla.**
PREVIOUS **San Jacinto/Dallas Baptist**
HIGH SCHOOL **Gaither**

BATS
RIGHT

THROWS
RIGHT

HEIGHT
6'2"


WEIGHT
190

CAREER STATISTICS

Year	Avg	GP	GS	AB	R	H	2B	3B	HR	RBI	TB	SLG%	BB	HBP	SO	GDP	OB%	SF	SH	SB	ATT	PO	A	E	FLD%
2020	.250	12	11	40	9	10	2	0	1	9	15	.375	6	1	12	1	.362	0	1	0	0	6	26	1	.970
2021	.303	56	56	188	41	57	20	1	11	47	112	.596	30	11	49	4	.424	2	6	3	3	30	92	13	.904
TOTAL	.294	68	67	228	50	67	22	1	12	56	127	.557	36	12	61	5	.414	2	7	3	3	36	118	14	.917

CAREER HIGHS

Hits: 3, 4 times
Doubles: 2, 4 times
Triples: 1, West Virginia, May 22, 2021
Home runs: 2, Oklahoma, Mar 27, 2021
Total bases: 9, Oklahoma, Mar 27, 2021
RBI: 4, Oklahoma, Mar 27, 2021
Runs scored: 4, A&M-Corpus Christi, Apr 06, 2021 ; at South Florida, Jun 13, 2021
Walks: 4, at South Florida, Jun 13, 2021
Hit by pitch: 3, at Fairfield, Jun 06, 2021
Struck out: 3, vs LSU, Feb 28, 2020 ; at Houston, Mar 06, 2021
Sac flies: 1, Stephen F. Austin, Apr 07, 2021 ; UIW, Mar 23, 2021
Sac bunts: 1, 7 times
At bats: 5, 8 times
Stolen bases: 1, at South Florida, Jun 13, 2021 ; UIW, Mar 23, 2021 ; vs Oklahoma State, May 28, 2021
Field chances: 6, Boise State, Feb 22, 2020 ; Boise State, Feb 23, 2020 ; Sam Houston State, Mar 09, 2021
Putouts: 3, at Texas A&M, Mar 30, 2021
Assists: 6, Boise State, Feb 22, 2020



RIGHT-HANDED PITCHER
**TANNER
WITT 11**

CLASS **Freshman**
HOMETOWN **Houston, Texas**
HIGH SCHOOL **Episcopal**

CAREERHIGHS

Innings pitched: 3.1, BYU, Feb 27, 2021
Walks allowed: 2, 7 times
Strikeouts: 6, South Carolina, Mar 14, 2021
Batters faced: 12, at Houston, Mar 06, 2021 ; South Carolina, Mar 14, 2021
Field chances: 2, West Virginia, May 20, 2021
Putouts: 2, West Virginia, May 20, 2021
Assists: 1, 4 times

CAREER STATISTICS

Year	ERA	W	L	App	GS	CG	SHO	CBO	SV	IP	H	R	ER	BB	SO	2B	3B	HR	BF	B/Avg	WP	HBP	BK	SFA	SHA
2021	3.06	4	0	26	0	0	0	0	5	50.0	36	19	17	22	71	7	2	4	209	.199	4	4	0	1	1
TOTAL	3.06	4	0	26	0	0	0	0	5	50.0	36	19	17	22	71	7	2	4	209	.199	4	4	0	1	1



LEFT-HANDED PITCHER
**LUCAS
GORDON 13**


CLASS **Freshman**
HOMETOWN **Los Angeles, Calif.**
HIGH SCHOOL **Notre Dame**

CAREERHIGHS

Innings pitched: 3.0, Texas State, May 04, 2021
Walks allowed: 2, BYU, Feb 25, 2021
Strikeouts: 3, Kansas State, Apr 10, 2021 ; Sam Houston State, Mar 09, 2021
Batters faced: 10, Texas State, May 04, 2021
Field chances: 1, at Oklahoma State, Apr 24, 2021
Putouts: 1, at Oklahoma State, Apr 24, 2021
Runners CS: 1, at Oklahoma State, Apr 25, 2021

CAREER STATISTICS

Year	ERA	W	L	App	GS	CG	SHO	CBO	SV	IP	H	R	ER	BB	SO	2B	3B	HR	BF	B/Avg	WP	HBP	BK	SFA	SHA
2021	3.32	0	0	19	1	0	0	0	1	21.2	15	8	8	9	19	1	0	2	87	.197	1	2	0	0	0
TOTAL	3.32	0	0	19	1	0	0	0	1	21.2	15	8	8	9	19	1	0	2	87	.197	1	2	0	0	0



RIGHT-HANDED PITCHER
**KOLBY
KUBICHEK 27**

CLASS **R-Sophomore**
HOMETOWN **Bryan, Texas**
HIGH SCHOOL **Bryan**

CAREERHIGHS

Innings pitched: 7.0, Kansas State, Apr 11, 2021
Walks allowed: 4, at Kansas, Apr 03, 2021 ; at Baylor, Mar 21, 2021 ; Oklahoma, Mar 28, 2021
Strikeouts: 9, at Houston, Mar 07, 2021
Batters faced: 29, at Kansas, Apr 03, 2021 ; Kansas State, Apr 11, 2021
Field chances: 4, at Kansas, Apr 03, 2021
Putouts: 2, at Kansas, Apr 03, 2021
Assists: 2, at Kansas, Apr 03, 2021 ; Arkansas, Mar 20, 2019 ; Oklahoma, Mar 28, 2021
Runners CS: 1, vs Ole Miss, Feb 22, 2021 ; UTRGV, Mar 05, 2019

CAREER STATISTICS

Year	ERA	W	L	App	GS	CG	SHO	CBO	SV	IP	H	R	ER	BB	SO	2B	3B	HR	BF	B/Avg	WP	HBP	BK	SFA	SHA
2019	6.50	0	1	14	2	0	0	0	1	18.0	21	14	13	12	15	4	0	0	90	.296	2	2	0	1	4
2021	3.86	5	3	12	12	0	0	0	0	51.1	50	26	22	27	41	14	1	3	240	.256	8	11	1	4	3
TOTAL	4.33	7	5	30	16	0	0	0	1	79.0	79	44	38	44	64	18	2	3	373	.260	11	13	1	5	7



RIGHT-HANDED PITCHER COLE QUINTANILLA 34


CLASS **R-Sophomore**
HOMETOWN **Cedar Park, Texas**
HIGH SCHOOL **Cedar Park**

CAREER HIGHS

Innings pitched: 4.0, UTSA, Feb 18, 2020
Walks allowed: 2, 6 times
Strikeouts: 7, LSU, Mar 02, 2019
Batters faced: 18, UTSA, Feb 18, 2020
Field chances: 2, 4 times
Putouts: 1, 4 times
Assists: 2, Purdue, Feb 22, 2019
Runners CS: 1, 4 times

CAREER STATISTICS

Year	ERA	W	L	App	GS	CG	SHO	CBO	SV	IP	H	R	ER	BB	SO	2B	3B	HR	BF	B/Avg	WP	HBP	BK	SFA	SHA
2019	4.05	2	1	22	0	0	0	2	5	33.1	30	17	15	9	44	5	0	2	139	.250	2	3	3	5	2
2020	8.31	0	0	5	1	0	0	0	0	8.2	11	9	8	6	11	1	1	1	44	.306	2	1	0	0	1
2021	1.29	4	0	24	0	0	0	1	0	35.0	18	5	5	10	36	3	2	2	129	.154	3	0	0	1	1
TOTAL	3.27	6	1	51	1	0	0	3	5	77.0	59	31	28	25	91	9	3	5	312	.216	7	4	3	6	4



LEFT-HANDED PITCHER CADEN NOAH 38

CLASS **Freshman**
HOMETOWN **Longview, Texas**
HIGH SCHOOL **Spring Hill**

CAREER HIGHS

Innings pitched: 1.0, Abilene Christian, Apr 16, 2021 ; vs Mississippi State, Feb 20, 2021
Strikeouts: 2, Abilene Christian, Apr 16, 2021
Batters faced: 6, vs Mississippi State, Feb 20, 2021

CAREER STATISTICS

Year	ERA	W	L	App	GS	CG	SHO	CBO	SV	IP	H	R	ER	BB	SO	2B	3B	HR	BF	B/Avg	WP	HBP	BK	SFA	SHA
2021	11.57	0	1	3	0	0	0	1	0	2.1	4	3	3	0	3	1	0	1	12	.400	0	1	0	1	0
TOTAL	11.57	0	1	3	0	0	0	1	0	2.1	4	3	3	0	3	1	0	1	12	.400	0	1	0	1	0



LEFT-HANDED PITCHER AUSTIN WALLACE 40

CLASS **Freshman**
HOMETOWN **Flower Mound, Texas**
HIGH SCHOOL **Flower Mound**

CAREER HIGHS

Innings pitched: 2.0, BYU, Feb 25, 2021
Walks allowed: 2, Arizona, Mar 03, 2020
Strikeouts: 4, Abilene Christian, Mar 11, 2020
Batters faced: 8, BYU, Feb 25, 2021

CAREER STATISTICS

Year	ERA	W	L	App	GS	CG	SHO	CBO	SV	IP	H	R	ER	BB	SO	2B	3B	HR	BF	B/Avg	WP	HBP	BK	SFA	SHA
2020	0.00	0	0	2	0	0	0	0	0	2.0	1	0	0	2	5	0	0	0	10	.143	2	1	0	0	0
2021	4.50	0	0	1	0	0	0	0	0	2.0	2	1	1	0	0	0	0	0	8	.250	1	0	0	0	0
TOTAL	2.25	0	0	3	0	0	0	0	0	4.0	3	1	1	2	5	0	0	0	18	.200	3	1	0	0	0



RIGHT-HANDED PITCHER AARON NIXON 41

CLASS **Freshman**
HOMETOWN **McAllen, Texas**
HIGH SCHOOL **McAllen**

CAREER HIGHS

Innings pitched: 2.2, Oklahoma, Mar 26, 2021
Walks allowed: 2, vs Oklahoma State, May 28, 2021
Strikeouts: 5, at Houston, Mar 06, 2021
Batters faced: 10, at Houston, Mar 06, 2021 ; Oklahoma, Mar 26, 2021
Field chances: 1, Nevada, Apr 13, 2021 ; A&M-Corpus Christi, Mar 02, 2021 ; at Houston, Mar 06, 2021
Putouts: 1, at Houston, Mar 06, 2021
Assists: 1, Nevada, Apr 13, 2021 ; A&M-Corpus Christi, Mar 02, 2021

CAREER STATISTICS

Year	ERA	W	L	App	GS	CG	SHO	CBO	SV	IP	H	R	ER	BB	SO	2B	3B	HR	BF	B/Avg	WP	HBP	BK	SFA	SHA
2021	2.35	3	3	25	0	0	0	0	8	30.2	24	8	8	8	34	2	0	2	125	.216	2	3	0	0	2
TOTAL	2.35	3	3	25	0	0	0	0	8	30.2	24	8	8	8	34	2	0	2	125	.216	2	3	0	0	2



RIGHT-HANDED PITCHER DAWSON MERRYMAN 42

CLASS **R-Sophomore**
HOMETOWN **Greenwood, Texas**
PREVIOUS **Midland**
HIGH SCHOOL **Greenwood**

CAREER HIGHS

Innings pitched: 4.0, Cal State Fullerton, Mar 08, 2020
Walks allowed: 3, A&M-Corpus Christi, Mar 02, 2021
Strikeouts: 2, 5 times
Batters faced: 14, Cal State Fullerton, Mar 08, 2020
Field chances: 2, Boise State, Feb 23, 2020
Putouts: 1, Boise State, Feb 23, 2020 ; Cal State Fullerton, Mar 08, 2020
Assists: 1, at Rice, Feb 16, 2020 ; Boise State, Feb 23, 2020 ; vs LSU, Feb 28, 2020

CAREER STATISTICS

Year	ERA	W	L	App	GS	CG	SHO	CBO	SV	IP	H	R	ER	BB	SO	2B	3B	HR	BF	B/Avg	WP	HBP	BK	SFA	SHA
2020	1.74	3	0	7	0	0	0	1	0	10.1	3	3	2	2	10	0	0	1	37	.091	0	1	0	0	1
2021	10.12	0	0	3	0	0	0	0	0	2.2	3	4	3	4	2	0	0	2	15	.273	0	0	0	0	0
TOTAL	3.46	3	0	10	0	0	0	1	0	13.0	6	7	5	6	12	0	0	3	52	.136	0	1	0	0	1



RIGHT-HANDED PITCHER COY COBB 45

CLASS **R-Sophomore**
HOMETOWN **Katy, Texas**
HIGH SCHOOL **Katy**

CAREER HIGHS

Innings pitched: 7.0, Purdue, Feb 23, 2019 ; Xavier, Mar 31, 2019
Walks allowed: 5, at A&M-Corpus Christi, Apr 30, 2019
Strikeouts: 8, Xavier, Mar 31, 2019
Batters faced: 30, Xavier, Mar 31, 2019
Field chances: 3, Purdue, Feb 23, 2019 ; vs Missouri, Mar 01, 2020
Putouts: 2, Purdue, Feb 23, 2019
Assists: 2, at Louisiana, Feb 17, 2019 ; vs Missouri, Mar 01, 2020
Runners CS: 1, Kansas State, Apr 14, 2019

CAREER STATISTICS

Year	ERA	W	L	App	GS	CG	SHO	CBO	SV	IP	H	R	ER	BB	SO	2B	3B	HR	BF	B/Avg	WP	HBP	BK	SFA	SHA
2019	3.45	1	3	13	10	0	0	1	0	44.1	37	20	17	21	23	5	0	3	192	.228	4	7	0	0	2
2020	4.02	0	0	4	4	0	0	0	0	15.2	16	9	7	7	11	1	0	1	72	.262	1	4	0	0	0
2021	7.50	0	0	6	0	0	0	1	0	6.0	7	5	5	3	5	2	1	1	28	.280	1	0	0	0	0
TOTAL	3.95	1	3	23	14	0	0	2	0	66.0	60	34	29	31	39	8	1	5	292	.242	6	11	0	0	2



RIGHT-HANDED PITCHER PALMER WENZEL 46

CLASS **R-Senior**
HOMETOWN **McKinney, Texas**
HIGH SCHOOL **Boerne-Champion**

CAREER HIGHS

Innings pitched: 3.2, at Texas State, Mar 03, 2021
Walks allowed: 2, at Texas State, Mar 03, 2021
Strikeouts: 3, BYU, Feb 25, 2021 ; UIW, Mar 23, 2021
Batters faced: 13, at Texas State, Mar 03, 2021
Field chances: 1, A&M-Corpus Christi, Mar 02, 2021 ; South Carolina, Mar 13, 2021
Assists: 1, A&M-Corpus Christi, Mar 02, 2021 ; South Carolina, Mar 13, 2021
Runners CS: 1, BYU, Feb 25, 2021

CAREER STATISTICS

Year	ERA	W	L	App	GS	CG	SHO	CBO	SV	IP	H	R	ER	BB	SO	2B	3B	HR	BF	B/Avg	WP	HBP	BK	SFA	SHA
2021	3.32	3	0	17	0	0	0	2	1	21.2	22	8	8	9	13	2	1	0	93	.268	0	0	0	2	0
TOTAL	3.32	3	0	17	0	0	0	2	1	21.2	22	8	8	9	13	2	1	0	93	.268	0	0	0	2	0



LEFT-HANDED PITCHER SAM WALBRIDGE 47

CLASS **R-Freshman**
HOMETOWN **San Antonio, Texas**
HIGH SCHOOL **Saint Mary's Hall**

CAREER HIGHS

Innings pitched: 1.0, Stephen F. Austin, Apr 07, 2021 ; Arizona, Mar 03, 2020 ; UTRGV, Mar 16, 2021
Walks allowed: 1, Lamar, Feb 19, 2020 ; vs Missouri, Mar 01, 2020 ; Abilene Christian, Mar 11, 2020
Strikeouts: 3, Stephen F. Austin, Apr 07, 2021
Batters faced: 5, Stephen F. Austin, Apr 07, 2021
Field chances: 1, vs Missouri, Mar 01, 2020
Putouts: 1, vs Missouri, Mar 01, 2020

CAREER STATISTICS

Year	ERA	W	L	App	GS	CG	SHO	CBO	SV	IP	H	R	ER	BB	SO	2B	3B	HR	BF	B/Avg	WP	HBP	BK	SFA	SHA
2020	0.00	0	0	6	0	0	0	0	0	3.1	3	0	0	3	4	0	0	0	18	.231	1	2	0	0	0
2021	9.00	0	0	3	0	0	0	0	0	2.0	3	2	2	0	4	2	0	0	11	.300	0	1	0	0	0
TOTAL	3.38	0	0	9	0	0	0	0	0	5.1	6	2	2	3	8	2	0	0	29	.261	1	3	0	0	0



RIGHT-HANDED PITCHER

JARED SOUTHARD 49

CLASS R-Freshman
HOMETOWN Leander, Texas
HIGH SCHOOL Rouse

CAREER STATISTICS

Year	ERA	W	L	App	GS	CG	SHO	CBO	SV	IP	H	R	ER	BB	SO	2B	3B	HR	BF	B/Avg	WP	HBP	BK	SFA	SHA
2020	7.71	0	0	3	0	0	0	1	0	2.1	1	2	2	1	6	0	0	0	11	.125	1	2	0	0	0
2021	0.00	0	0	12	0	0	0	2	0	10.0	4	0	0	7	16	2	0	0	44	.118	2	3	0	0	0
TOTAL	1.46	0	0	15	0	0	0	3	0	12.1	5	2	2	8	22	2	0	0	55	.119	3	5	0	0	0

CAREER HIGHS

Innings pitched: 1.0, 10 times
Walks allowed: 2, Abilene Christian, Apr 16, 2021
Strikeouts: 3, Abilene Christian, Apr 16, 2021 ; Boise State, Feb 21, 2020
Batters faced: 6, Arizona, Mar 03, 2020



RIGHT-HANDED PITCHER

DREW SHIFFLET 54

CLASS R-Sophomore
HOMETOWN Woden, Texas
HIGH SCHOOL Woden

CAREER STATISTICS

Year	ERA	W	L	App	GS	CG	SHO	CBO	SV	IP	H	R	ER	BB	SO	2B	3B	HR	BF	B/Avg	WP	HBP	BK	SFA	SHA
2020	4.02	1	0	11	0	0	0	1	0	15.2	13	7	7	9	14	3	0	2	68	.224	1	0	0	1	0
TOTAL	4.02	1	0	11	0	0	0	1	0	15.2	13	7	7	9	14	3	0	2	68	.224	1	0	0	1	0

CAREER HIGHS

Innings pitched: 3.2, UIW, Apr 27, 2021
Walks allowed: 3, Sam Houston State, Mar 09, 2021
Strikeouts: 4, Texas Tech, Apr 30, 2021
Batters faced: 14, UIW, Apr 27, 2021
Field chances: 1, Abilene Christian, Apr 18, 2021 ; Texas State, May 04, 2021
Putouts: 1, Abilene Christian, Apr 18, 2021
Assists: 1, Texas State, May 04, 2021
Runners CS: 1, vs Ole Miss, Feb 22, 2021



RIGHT-HANDED PITCHER

JUSTIN ECKHARDT 56

CLASS R-Freshman
HOMETOWN Sealy, Texas
HIGH SCHOOL Sealy

CAREER STATISTICS

Year	ERA	W	L	App	GS	CG	SHO	CBO	SV	IP	H	R	ER	BB	SO	2B	3B	HR	BF	B/Avg	WP	HBP	BK	SFA	SHA
2020	0.00	0	0	1	0	0	0	0	0	1.0	0	0	0	0	0	0	0	0	3	.000	0	0	0	0	0
2021	6.75	0	0	6	4	0	0	0	0	13.1	10	11	10	10	5	2	0	2	61	.208	2	2	0	1	0
TOTAL	6.28	0	0	7	4	0	0	0	0	14.1	10	11	10	10	5	2	0	2	64	.196	2	2	0	1	0

CAREER HIGHS

Innings pitched: 3.1, Nevada, Apr 13, 2021
Walks allowed: 4, BYU, Feb 25, 2021
Strikeouts: 2, A&M-Corpus Christi, Apr 06, 2021
Batters faced: 13, Nevada, Apr 13, 2021
Field chances: 1, Nevada, Apr 13, 2021
Assists: 1, Nevada, Apr 13, 2021



RIGHT-HANDED PITCHER

MASON BRYANT 58

CLASS R-Sophomore
HOMETOWN Austin, Texas
HIGH SCHOOL McCallum

CAREER STATISTICS

Year	ERA	W	L	App	GS	CG	SHO	CBO	SV	IP	H	R	ER	BB	SO	2B	3B	HR	BF	B/Avg	WP	HBP	BK	SFA	SHA
2019	11.32	1	1	13	0	0	0	0	1	10.1	13	14	13	14	15	1	0	3	59	.295	7	1	0	0	0
2020	0.00	0	0	3	0	0	0	0	0	1.2	2	0	0	0	1	1	0	0	7	.286	0	0	0	0	0
TOTAL	9.75	1	1	16	0	0	0	0	1	12.0	15	14	13	14	16	2	0	3	66	.294	7	1	0	0	0

CAREER HIGHS

Innings pitched: 1.2, LSU, Mar 03, 2019
Walks allowed: 3, at Oklahoma State, Apr 18, 2019
Strikeouts: 4, LSU, Mar 03, 2019
Batters faced: 9, LSU, Mar 03, 2019
Field chances: 1, Lamar, Feb 19, 2020 ; Boise State, Feb 23, 2020 ; at TCU, Mar 24, 2019
Putouts: 1, at TCU, Mar 24, 2019
Assists: 1, Lamar, Feb 19, 2020 ; Boise State, Feb 23, 2020

2021 SCHEDULE & RESULTS

#	GAME	FINAL	WP	LP	SAVE	W-L	BIG 12 W-L	ATT.	HOME TOT.	TIME
1	2/20 vs. #7 Mississippi State^	L, 8-3	Sims (1-0)	Madden (0-1)	-	0-1	0-0	16,908	-	3:23
2	2/21 vs. #8 Arkansas^	L, 4-0	Monke (1-0)	Stevens (0-1)	Bolden (1)	0-2	0-0	17,587	-	2:51
3	2/22 vs. #6 Ole Miss^	L, 8-1	Diamond (1-0)	Kubichek (0-1)	-	0-3	0-0	13,659	-	3:07
4	2/24 vs. BYU	W, 3-1	Quintanilla (1-0)	Mabeus (0-2)	Witt (1)	1-3	0-0	1,474	1,474	2:40
5	2/25 vs. BYU	W, 12-6	Wenzel (1-0)	Robison (1-1)	-	2-3	0-0	1,424	2,898	3:50
6	2/26 vs. BYU	W, 11-1	Madden (1-1)	Nielson (0-1)	-	3-3	0-0	1,504	4,402	2:55
7	2/27 vs. BYU	L, 5-4	McLaughlin (1-0)	Noah (0-1)	McIntyre (1)	3-4	0-0	1,524	5,926	2:55
8	3/2 vs. A&M-Corpus Christi	W, 12-1	Kubichek (1-1)	Ramirez (0-1)	-	4-4	0-0	1,455	7,381	3:00
9	3/3 at Texas State	W, 10-3	Wenzel (2-0)	Bush (0-1)	-	5-4	0-0	700	7,381	3:34
10	3/5 at Houston	W, 1-0	Madden (2-1)	Cherry (1-1)	-	6-4	0-0	493	7,381	3:20
11	3/6 at Houston	L, 3-2 (11)	Schultz (2-0)	Nixon (0-1)	-	6-5	0-0	328	7,381	3:47
12	3/7 at Houston	W, 8-2	Kubichek (2-1)	Prayer (0-1)	-	7-5	0-0	326	7,381	3:15
13	3/9 vs. Sam Houston State	W, 15-9	Hansen (1-0)	Wesneski (0-1)	-	8-5	0-0	1,490	8,871	4:02
14	3/12 vs. #12 South Carolina	W, 4-1	Nixon (1-0)	Sanders (2-1)	-	9-5	0-0	1,716	10,587	3:04
15	3/13 vs. #12 South Carolina	W, 3-0	Stevens (1-1)	Jordan (1-1)	Wenzel (1)	10-5	0-0	1,786	12,373	3:10
16	3/14 vs. #12 South Carolina	W, 8-5	Witt (1-0)	Bosnic (1-1)	-	11-5	0-0	1,687	14,060	3:46
17	3/16 vs. UTRGV	W, 15-2 (7)	Hansen (2-0)	Rimac (0-1)	-	12-5	0-0	1,766	15,826	2:30
18	3/19 at Baylor*	W, 5-3	Madden (3-1)	Thomas (2-1)	Nixon (1)	13-5	1-0	2,168	15,826	3:29
19	3/20 at Baylor*	W, 4-3	Stevens (2-1)	Winston (2-2)	Nixon (2)	14-5	2-0	2,336	15,826	2:45
20	3/21 at Baylor*	L, 11-2	Kettler (2-0)	Kubichek (2-2)	-	14-6	2-1	1,753	15,826	2:58
21	3/23 vs. UIW	W, 10-1	Quintanilla (2-0)	Walker (0-1)	-	15-6	2-1	1,538	17,364	2:48
22	3/26 vs. Oklahoma*	W, 4-3 (11)	Quintanilla (3-0)	Taggart (0-2)	-	16-6	3-1	1,906	19,270	3:51
23	3/27 vs. Oklahoma*	W, 11-6	Stevens (3-1)	Godman (0-1)	-	17-6	4-1	1,980	21,250	3:00
24	3/28 vs. Oklahoma*	L, 3-2	Ruffcorn (2-0)	Nixon (1-2)	-	17-7	4-2	1,931	23,181	2:55
25	3/30 at Texas A&M	L, 2-0	Dettmer (3-1)	Hansen (2-1)	Jozwiak (3)	17-8	4-2	3,087	23,181	2:34
26	4/1 at Kansas*	W, 5-2	Madden (4-1)	Cyr (3-3)	-	18-8	5-2	417	23,181	2:55
27	4/2 at Kansas*	W, 7-0	Stevens (4-1)	Larsen (4-2)	-	19-8	6-2	421	23,181	2:46
28	4/3 at Kansas*	W, 11-2	Kubichek (3-2)	Davis (3-3)	-	20-8	7-2	435	23,181	2:44
29	4/6 vs. A&M-Corpus Christi	W, 14-4	Wenzel (3-0)	Johnson (0-2)	-	21-8	7-2	1,596	24,777	3:29
30	4/7 vs. Stephen F. Austin	W, 9-1	Hansen (3-1)	Stobart (0-4)	-	22-8	7-2	1,599	26,376	3:07
31	4/9 vs. Kansas State*	W, 13-6	Nixon (2-2)	Eckberg (2-2)	-	23-8	8-2	1,786	28,162	4:07
32	4/10 vs. Kansas State*	W, 15-1	Stevens (5-1)	Seymour (2-3)	-	24-8	9-2	1,904	30,066	2:45
33	4/11 vs. Kansas State*	W, 9-2	Kubichek (4-2)	McCullough (2-2)	-	25-8	10-2	1,776	31,842	2:44
34	4/13 vs. Nevada	W, 4-3	Witt (2-0)	O'Malley (0-2)	Nixon (3)	26-8	10-2	1,691	33,533	3:27
35	4/14 vs. Nevada	W, 6-5	Nixon (3-2)	Cochran (1-3)	Gordon (1)	27-8	10-2	1,658	35,191	3:11
36	4/16 vs. Abilene Christian	W, 18-0	Madden (5-1)	Morgan (0-2)	-	28-8	10-2	1,737	36,928	3:44
37	4/17 vs. Abilene Christian	W, 3-1	Stevens (6-1)	Huffling (4-1)	Witt (2)	29-8	10-2	1,959	38,887	2:36
38	4/18 vs. Abilene Christian	W, 11-1	Kubichek (5-2)	Chirpich (3-3)	-	30-8	10-2	1,826	40,713	2:41
39	4/20 at Texas State	W, 5-1	Hansen (4-1)	Robie (0-1)	-	31-8	10-2	700	40,713	2:40
40	4/24 at #24 Oklahoma State*	W, 4-3	Madden (6-1)	Osmond (2-3)	Nixon (4)	32-8	11-2	4,258	40,713	3:06
41	4/24 at #24 Oklahoma State*	W, 5-2	Stevens (7-1)	Campbell (4-1)	Witt (3)	33-8	12-2	4,258	40,713	2:54
42	4/25 at #24 Oklahoma State*	L, 7-3	Standlee (4-1)	Kubichek (5-3)	-	33-9	12-3	3,306	40,713	3:28
43	4/27 vs. UIW	W, 5-3	Shifflet (1-0)	Celestino (0-1)	Nixon (5)	34-9	12-3	1,610	42,323	3:17
44	4/30 vs. #11 Texas Tech*	L, 6-3	Sublette (6-1)	Madden (6-2)	Queen (5)	34-10	12-4	1,902	44,225	3:16
45	5/1 vs. #11 Texas Tech*	L, 5-3	Dallas (2-2)	Stevens (7-2)	Sublette (2)	34-11	12-5	2,163	46,388	2:40
46	5/2 vs. #11 Texas Tech*	W, 11-3	Hansen (5-1)	Montgomery (2-3)	-	35-11	13-5	2,457	48,845	3:29
47	5/4 vs. Texas State	W, 4-1	Quintanilla (4-0)	Dixon (0-2)	Nixon (6)	36-11	13-5	1,898	50,743	2:56
48	5/7 at #3 TCU*	W, 5-4	Witt (3-0)	Hill (2-1)	Nixon (7)	37-11	14-5	3,485	50,743	3:50
49	5/8 at #3 TCU*	L, 2-1	Krob (7-0)	Stevens (7-3)	Green (9)	37-12	14-6	2,957	50,743	2:37
50	5/9 at #3 TCU*	W, 9-3	Hansen (6-1)	Ray (5-2)	-	38-12	15-6	2,912	50,743	3:21
51	5/20 vs. West Virginia*	L, 5-4	Wolf (5-5)	Madden (6-3)	Watters (4)	38-13	15-7	2,521	53,264	3:04
52	5/21 vs. West Virginia*	W, 14-3	Stevens (8-3)	Hampton (4-3)	-	39-13	16-7	3,164	56,428	2:55
53	5/22 vs. West Virginia*	W, 12-2	Hansen (7-1)	Tulloch (0-4)	-	40-13	17-7	2,614	59,042	3:06
54	5/26 vs. West Virginia#	L, 5-1	Wolf (6-5)	Madden (6-4)	-	40-14	17-7	6,164	59,042	3:03
55	5/26 vs. Oklahoma#	W, 4-1	Stevens (9-3)	Carmichael (6-3)	Nixon (8)	41-14	17-7	3,972	59,042	3:08
56	5/28 vs. West Virginia#	W, 3-2	Hansen (8-1)	Jeffrey (2-2)	Witt (4)	42-14	17-7	5,609	59,042	3:21
57	5/29 vs. Oklahoma State#	L, 5-4	Davis (2-3)	Nixon (3-3)	Standlee (4)	42-15	17-7	5,749	59,042	3:06
58	6/4 vs. Southern%	W, 11-0	Stevens (10-3)	Snyder (1-3)	-	43-15	17-7	5,447	64,489	2:37
59	6/5 vs. Arizona State%	W, 10-3	Madden (7-4)	Fall (7-3)	Witt (5)	44-15	17-7	6,981	71,470	3:13
60	6/6 vs. Fairfield%	W, 12-2	Hansen (9-1)	Erbeck (0-1)	-	45-15	17-7	6,853	78,323	3:41
61	6/12 vs. South Florida%	W, 4-3	Witt (4-0)	Lord (3-5)	-	46-15	17-7	7,180	85,503	2:48
62	6/13 vs. South Florida%	W, 12-4	Stevens (11-3)	Sullivan (3-4)	-	47-15	17-7	7,267	92,770	3:28