

# TEXAS

## 2020 FOOTBALL GAME NOTES

### BROADCAST INFORMATION

#### TELEVISION

Network ..... FOX  
 Play-by-Play ..... Tim Brando  
 Analyst ..... Spencer Tillman  
 Reporter ..... None

#### LOCAL RADIO

Network ..... Longhorn IMG Radio Network  
 Play-by-Play ..... Craig Way  
 Analyst ..... Roger Wallace  
 Reporter ..... Quan Cosby

#### SPANISH RADIO

Network ..... Longhorn IMG Radio Network  
 Play-by-Play ..... Dr. Rubén Pizarro-Silva  
 Analyst ..... Jesus Mendoza

#### NATIONAL RADIO

Network ..... None  
 Play-by-Play ..... None  
 Analyst ..... None

### COACHING STAFF/EXPECTED LOCATIONS

#### ON THE FIELD

Tom Herman ..... Head Coach  
 Chris Ash ..... Defensive Coordinator/Safeties  
 Andre Coleman ..... Wide Receivers  
 Stan Drayton ..... Assoc. HC/Run Game Coord./RBs  
 Oscar Giles ..... Defensive Line  
 Mark Hagen ..... Assoc. HC for Defense/DL  
 Herb Hand ..... Co-Offensive Coordinator/OL  
 Jay Valai ..... Cornerbacks  
 Yancy McKnight ..... Strength and Conditioning

#### IN THE BOOTH

Jay Boulware ..... Assoc. HC for Special Teams/TEs  
 Coleman Hutzler ..... Co-Defensive Coordinator/LBs  
 Mike Yurcich ..... Offensive Coordinator/QBs

### WHAT'S INSIDE

1 ..... Game Information/Coverage  
 2-22 ..... Game Notes  
 23-25 ..... Tom Herman/Coaching Staff  
 26 ..... Tom Herman Superlatives at Texas  
 27 ..... Numerical Roster  
 28 ..... Alphabetical Roster  
 29 ..... Depth Chart  
 30-31 ..... The Last Time  
 32-35 ..... 2020 Box Scores  
 36-44 ..... Select Players Game-by-Game Statistics  
 45 ..... Career Highs (Offense & Specialists)  
 46 ..... Career Highs (Defense)  
 47-55 ..... 2019 Statistics  
 56-57 ..... 2019 Starters & Participation

### THE MATCHUP



#### TEXAS TECH RED RAIDERS

2020 Record ..... 1-0 (0-0 Big 12)  
 AP/Coaches Rank ..... RV/NR  
 Head Coach ..... Matt Wells (Utah State, 1996)  
 Record at Texas Tech ..... 5-8 (2nd year)  
 Career Record ..... 49-42 (8th year)



#### TEXAS LONGHORNS

2020 Record ..... 1-0 (0-0 Big 12)  
 AP/Coaches Rank ..... 8/9  
 Head Coach ..... Tom Herman (Cal Lutheran, 1997)  
 Record at Texas ..... 26-15 (4th year)  
 Career Record ..... 48-19 (6th year)



JONES AT&T STADIUM (LUBBOCK, TEXAS)

### SERIES HISTORY

Overall Record ..... Texas leads, 52-17  
 In Austin ..... Texas leads, 31-7  
 In Lubbock ..... Texas leads, 21-10  
 At Neutral ..... Never Met

Wells vs. Texas ..... 0-1  
 Herman vs. Texas Tech ..... 2-1

Current Streak ..... Texas, Won 2 (2018-19)  
 Last Meeting ..... Texas 49, Texas Tech 24 (2019)  
 Longest Texas Streak ..... Won 8 (1958-66)  
 Longest Texas Tech Streak ..... Won 2, four times (last 1997-98)

Largest Texas Win ..... Texas 58, Texas Tech 7 (1999)  
 Largest Texas Tech Win ..... Texas Tech 33, Texas 9 (1994)

### TEAM STATISTICAL COMPARISON

Category	Value	FBS Rk	Value	FBS Rk
3rd Down Conversion Pct.	0.667	3	0.500	16
3rd Down Conversion Defense	0.467	37	0.188	5
4th Down Conversion Pct.	0.000	42	0.000	42
4th Down Conversion Defense	0.500	22	0.333	12
Fewest Penalties	13	41	6	10
Fewest Penalty Yards	104	38	55	13
First Downs Defense	28	24	14	4
First Downs Offense	35	24	28	32
Kickoff Returns	0.0	NR	22.0	14
Net Punting	34.75	36	41.0	16
Passing Offense	430.0	3	481.0	2
Passing Yards Allowed	527.0	52	190.0	21
Punt Returns	0.00	35	3.25	31
Red Zone Defense	0.333	6	0.000	1
Red Zone Offense	0.833	31	0.857	27
Rushing Defense	28.0	2	43.0	3
Rushing Offense	194.0	22	208.0	19
Scoring Defense	33.0	38	3.0	2
Scoring Offense	35.0	21	59.0	1
Team Passing Efficiency	151.38	21	225.62	2
Team Passing Eff. Defense	179.96	50	84.51	6
Time of Possession	33:04	17	25:43	49
Total Defense	600.0	51	233.0	7
Total Offense	624.0	4	689.0	1
Turnover Margin	0	27	+1	10

### GAMEDAY INFORMATION

Kickoff Time ..... 2:30 p.m. CT  
 Location ..... Lubbock, Texas  
 Stadium ..... Jones AT&T Stadium

Texas in 2020 ..... 1-0  
 Home ..... 1-0  
 Road ..... 0-0  
 Neutral ..... 0-0  
 vs. Big 12 ..... 0-0  
 vs. Ranked ..... 0-0

### 2020 LEADERS



SAM EHLINGER | SENIOR



KEAONTAY INGRAM | JUNIOR



JOSHUA MOORE | SOPHOMORE



JOSEPH OSSAI | JUNIOR

### PASSING

25-OF-33 (75.7%)  
 423 YDS  
 5 TD, 0 INT

### RUSHING

9 ATT  
 44 YDS  
 0 TD

### RECEIVING

6 REC  
 127 YDS  
 1 TD

### TACKLES

8 TOTAL  
 0.5 TFL  
 0.0 SACKS

### 2020 SCHEDULE

 <b>W, 59-3</b> Austin, Texas Sept. 12   7:00 PM	 <b>SEPT. 26</b> Lubbock, Texas 2:30 PM   FOX	 <b>OCT. 3</b> Austin, Texas Time   TV	 <b>OCT. 10</b> Dallas, Texas 11:00 AM   FOX	 <b>OCT. 24</b> Austin, Texas Time   TV	 <b>OCT. 31</b> Stillwater, Okla. Time   TV	 <b>NOV. 7</b> Austin, Texas Time   TV	 <b>NOV. 21</b> Lawrence, Kan. Time   TV	 <b>NOV. 27</b> Austin, Texas Time   ABC/ESPN	 <b>DEC. 5</b> Manhattan, Kan. Time   TV
---	--	---	---	--	--	---	---	--	---

# GAME NOTES

## QUICK FACTS

### GENERAL INFORMATION

Name .....	University of Texas
Location .....	Austin, Texas
Founded .....	1883
Enrollment .....	51,832
Nickname .....	Longhorns
Mascot .....	Hook 'Em
Colors .....	Burnt Orange and White
Conference .....	Big 12
Interim President .....	Jay Hartzell
Vice President & Director of Athletics .....	Chris Del Conte
Home Field .....	Darrell K Royal-Texas Memorial Stadium
University Website .....	utexas.edu
Athletics Website .....	TexasSports.com
Conference Website .....	Big12Sports.com

### HISTORY

First Year of Football .....	1893
All-Time Record .....	917-375-33
All-Time Bowl Record .....	30-24-2
Last Bowl .....	2019 Alamo
Last Bowl Opponent .....	No. 11 Utah (W, 38-10)
Conference Championships .....	28
..... 1920, 1928, 1930, 1942, 1943, 1945, 1950, 1952	
..... 1953, 1959, 1961, 1962, 1963, 1968, 1969, 1970	
..... 1971, 1972, 1973, 1975, 1977, 1983, 1990, 1994	
..... 1995, 1996, 2005, 2009	
National Championships .....	4
..... 1963, 1969, 1970, 2005	
*The 1996-97 academic year was Texas' first in the Big 12	

### 2019 TEAM INFORMATION

Roster Size (as of Sept. 5, 2020) .....	119
Seniors .....	15
Juniors .....	22
Sophomores .....	34
Freshmen (inc. redshirts) .....	48
Letterwinners Returning/Lost .....	55/19
Offense/Defense/Specialists (Returning) .....	22/30/3
Starters Returning/Lost .....	16/6
Offense .....	7/4
Defense .....	9/2

### 2019 INFORMATION

Overall Record .....	8-5
Home/Road/Neutral .....	5-1-2/3-1-1
Big 12 Record/Finish .....	5-4/T-3rd
Final Ranking .....	No. 25 (AP)   RV (Coaches)
Bowl Game .....	Valero Alamo Bowl
Bowl Opponent/Result .....	No. 11 Utah
Bowl Result .....	W, 38-10

### COACHING STAFF

Head Coach .....	Tom Herman
Alma Mater .....	Cal Lutheran, 1997
Record at UT/Years .....	26-15/4th
Career Record/Years .....	48-19/6th
Twitter .....	@CoachTomHerman
Instagram .....	coachtomherman
Defensive Coordinator/Safeties .....	Chris Ash
Associate HC for Special Teams/TE .....	Jay Boulware
Wide Receivers .....	Andre Coleman
Associate HC/Run Game Coord./RB .....	Stan Drayton
Defensive Line .....	Oscar Giles
Associate HC for Defense/DL .....	Mark Hagen
Co-Offensive Coordinator/OL .....	Herb Hand
Co-Defensive Coordinator/LB .....	Coleman Hutzler
Cornerbacks .....	Jay Valai
Offensive Coordinator/QB .....	Mike Yurcich
Strength and Conditioning .....	Yancy McKnight

### THE OPENING KICKOFF

- The University of Texas continues its 128th season of football on Saturday when the Longhorns open Big 12 play on the road against Texas Tech.
- Saturday's matchup will mark the seventh time since 2010 that Texas opens conference play on the road. The Horns are 5-2 in those instances, and 19-5 (.792) overall in Big 12 road openers since the league began play in 1996.
- Texas currently boasts 917 all-time wins, the third-most in college football history. UT holds an all-time record of 917-375-33 (.704).

### SERIES HISTORY VS. TEXAS TECH

- Texas holds a 52-17 advantage over Texas Tech in the all-time series between the schools, and has won two of the three matchups held during Tom Herman's tenure.
- The Longhorns bested the Red Raiders, 49-24, on senior day last season.
- Texas holds the longest winning streak by either side (8 games) and the largest margin of victory (51 points) in series history.

### RESULTS VS. TEXAS TECH (SINCE 2009)

Year	Location	Result	Score
2009	Austin	W	34-24
2010	Lubbock	W	24-14
2011	Austin	W	52-20
2012	Lubbock	W	31-22
2013	Austin	W	41-16
2014	Lubbock	W	34-13
2015	Austin	L	45-48
2016	Lubbock	W	45-37
2017	Austin	L	23-27
2018	Lubbock	W	41-34
2019	Austin	W	49-24

### NOTABLE STREAKS AND TRENDS

- Texas is 9-4 in non-conference games, including bowl games, under head coach Tom Herman. That includes a 5-2 mark at Darrell K Royal-Texas Memorial Stadium.
- The Longhorns have held their last six opponents under 25 points, UT's longest stretch since a six-game stretch that covered the end of the 2010 season and the beginning of the 2011 campaign.
- Texas is 11-2 at DKR-Texas Memorial Stadium since the start of the 2018 season and 14-5 overall during Herman's tenure as head coach.
- The Longhorns are 10-6 in one-possession games (decided by eight points or less) since the start of 2018.
- UT has won 21 of the 22 games it has outgained its opponent under Tom Herman.
- The Longhorns are 21-2 under Herman when outrushing their opponents, and have won 15 of the last 17 instances.
- Texas' defense has forced at least one turnover in 33 of 41 games under Herman, including in 16 of its last 19 contests.
- UT is 24-3 when leading at halftime since the start of the 2017 season.
- The Longhorns have won 15 of 16 games when holding their opponents under 20 points during Herman's tenure.
- Tom Herman's Texas teams are 9-0 when forcing at least three turnovers and are 19-6 when turning the ball over fewer than three times.

### WHAT RETURNS IN 2020

- In 2020, the Longhorns return QB Sam Ehlinger, who has started all 27 games for Texas over the past two seasons. Ehlinger threw for 3,663 of UT's 3,761 passing yards in 2019, and was responsible for 39 of the Longhorns' 58 touchdowns last season.
- The top four rushers from a season ago return in RBs Keaontay Ingram, Roschon Johnson and Daniel Young, as well as Ehlinger, however Young has elected not to play this season. Ingram (853 yds), Ehlinger (663 yds) and Johnson (649 yds) all ran for 600-plus yards last season.
- Out wide, WRs Collin Johnson and Devin Duvernay are both gone to the NFL, leaving junior Brennan Eagles and sophomore Jake Smith as UT's top-two returning receivers. Eagles caught 32 passes for 522 yards (team-high 16.3 ypc) and six touchdowns, while Smith hauled in 25 passes for 274 yards and six touchdowns as a true freshman. Smith's six touchdown catches in 2019 were the second-most by a freshman in school history, trailing only Roy Williams' eight-TD mark in 2000.
- In total, Texas returns 99.6% of its passing yards (3,747), 98.3% of its rushing yards (2,256) and 46.4% of its receiving yards (1,745) from last year's team.
- On defense, the Longhorns bring back nine of their top-11 tacklers, including team-leader Joseph Ossai, who logged 90 tackles in 2019.
- 10 players who recorded at least one sack a season ago are back in 2019, while seven who intercepted at least one pass return to the Forty Acres this year.

### A RETURNING HEAD COACH-QB COMBO

- In fourth-year head coach Tom Herman and senior QB Sam Ehlinger, the Longhorns bring back one of the nation's most experienced head coach-quarterback tandems in the country. The Longhorns are one of only 12 programs nationally to have been ranked in the final AP Poll of 2019 and bring back both their head coach and starting quarterback this year.
- Of those 12 teams, only seven, including Texas, are slated to compete on the field this fall. Ehlinger stands out as the only member of the group to be entering his fourth season as a starter under his current head coach.
- Cincinnati's Desmond Ridder, Clemson's Trevor Lawrence and Notre Dame's Ian Book are the only other three to have at least two seasons of experience as a starting quarterback with their current head coach from the group. A look at the full list of head coach-quarterback tandems returning to the field this fall:

School	HC	QB	Year as Starter w/ HC
Texas	T. Herman	S. Ehlinger	4th
Cincinnati	L. Fickell	D. Ridder	3rd
Clemson	D. Swinney	T. Lawrence	3rd
Notre Dame	B. Kelly	I. Book	3rd
Auburn	G. Malzahn	B. Nix	2nd
Florida	D. Mullen	K. Trask	2nd
UCF	J. Heupel	D. Gabriel	2nd

### HEAD COACH TOM HERMAN

- Tom Herman is in his sixth season overall as a head coach with a career record of 48-19 (.716). He is in his fourth season at The University of Texas with a mark of 26-15 (.634).
- Including the 2020 season, Herman has spent 17 of his 23 seasons as a coach in the state of Texas on the collegiate level.
- Herman graduated from Cal Lutheran and received his master's degree in education from The University of Texas.
- He owns a career mark of 14-9 against top-25 opponents, 5-6 against top-10 foes and 3-3 versus teams ranked in the top five.

# GAME NOTES

## HERMAN VS. THE FIELD

- During his six-year stint as a head coach, Tom Herman has been one of the winningest coaches in the country. In that time, he has totaled 48 wins, the eighth-most by any active FBS head coach.
- His 48 victories over the past six seasons leads all current Big 12 coaches.
- Herman won 22 games during his two-year stretch at Houston and has won 26 games thus far in his time at Texas.
- A look at the leaders in total wins since 2015 among active FBS head coaches:

## MOST WINS BY ACTIVE FBS HEAD COACH (SINCE 2015)

Coch	School(s)	Wins
1. Dabo Swinney	Clemson	71
2. Nick Saban	Alabama	66
3. Paul Chryst	Wisconsin	52
Bryan Harsin	Boise State	52
5. James Franklin	Penn State	49
Brian Kelly	Notre Dame	49
Scott Satterfield	App. State/Louisville	49
8. Tom Herman	Houston/Texas	48

## TEXAS' TURNAROUND UNDER HERMAN

- Head coach Tom Herman won 25 games during his first three seasons at UT, the third-most in program history.
- Fred Akers (29 wins, 1977-79) and Mack Brown (27 wins, 1998-2000) are the only coaches to win more games in their first three seasons at Texas than Herman.
- Texas had endured three-straight losing seasons for only the second time in program history (1935-38) prior to Herman's arrival. In his first three years as head coach, the Longhorns went 25-15, a 9-win improvement on the 16-21 record of the years prior to his hiring.
- Herman's nine-win improvement during his first three seasons ranks as the second-best turnaround in Texas history. Darrell Royal (+12 wins, 1957-59) is the only coach to have a greater win improvement during his first three seasons at UT than Herman. Royal went 22-9-1 during his first three seasons after the Longhorns went 10-19-1 in the three years prior to his arrival.
- A look at where Herman's three-year win total stands among UT head coaches, and where the Texas turnaround he oversaw ranks in school history:

## TEXAS HEAD COACH THREE-YEAR WIN TOTALS

Coch, Years	Record	Pct
1. Fred Akers, 1977-79	29-7	80.6%
2. Mack Brown, 1998-2000	27-11	69.2%
3. Tom Herman, 2017-19	25-15	62.5%
4. Ed Price, 1951-53	23-8	74.2%
Blair Cherry, 1947-49	23-8-1	71.9%

## TEXAS HEAD COACH THREE-YEAR WIN DIFFERENTIAL

Coch, Years	Before	After	+/-
1. Darrell Royal, 1957-59	10-19-1	22-9-1	+12
2. Tom Herman, 2017-19	16-21	25-15	+9
3. Fred Akers, 1977-79	23-11-1	29-7	+6
4. Dave Allerdice, 1911-13	15-9-1	19-4	+5
Mack Brown, 1998-2000	22-14-1	27-11	+5

## BRILLIANT IN BOWL GAMES

- Tom Herman has led his programs to bowl games in all five seasons as a head coach. That includes three-straight appearances during his stint at The University of Texas (2017 Texas, 2019 Sugar, 2019 Alamo).
- It is the first time Texas has earned bowl eligibility in three-straight seasons since 2012-14.
- Herman is 4-0 in bowl games as a head coach, including a 3-0 record during his stint in Austin. He did not coach Houston in its 2016 bowl game after taking over as the head coach at Texas.
- Herman is the third UT head coach to make a bowl game in each of his first three seasons (Fred Akers, 1977-79; Mack Brown, 1998-2000) and the only one of those to go 3-0 in bowl games in his first three seasons in charge.
- Herman has twice coached in one of the New Year's Six bowl games, first winning the 2015 Peach Bowl while at Houston. He also won the Allstate Sugar Bowl during his second season at UT in 2018.
- During Herman's first season, he led the Longhorns to a 33-16 win over Missouri in the 2017 Texas Bowl.
- Last season, Texas bested No. 11 Utah, 38-10, in the Valero Alamo Bowl. The 28-point spread ranks as Texas' second-largest margin of victory during a bowl game, behind only the 1978 Sun Bowl (42-0 vs. Maryland).
- Herman's four bowl wins since 2015, the start of his head coaching career, rank as the fourth-most by an active FBS head coach during that stretch.
- His four bowl wins are also the most of any current Big 12 head coach since 2015.
- Texas' three-game bowl winning streak, all of which have come under Herman, is tied with LSU, Iowa and Ohio for the third-longest active mark in the nation. It is tied for the longest active streak by a Power Five program.
- A look at the leaders in bowl game wins since 2015 among active FBS head coaches, as well as the longest active bowl game winning streaks in the FBS:

## MOST BOWL WINS BY ACTIVE FBS HEAD COACH (SINCE 2015)

Coch	School (Former/Current)	Wins
1. Nick Saban	Alabama	7
2. Dabo Swinney	Clemson	6
3. Skip Holtz	Louisiana Tech	5
4. Tom Herman	Houston/Texas	4
Ed Orgeron	LSU	4
Paul Chryst	Wisconsin	4
Dan Mullen	Mississippi State/Florida	4
Scott Satterfield	Appalachian State/Louisville	4

## MOST CFP/NY6 BOWL WINS BY ACTIVE FBS HEAD COACH (SINCE 2015)

Coch	School (Former/Current)	Wins
1. Nick Saban	Alabama	6
Dabo Swinney	Clemson	6
3. Ed Orgeron	LSU	3
4. Tom Herman	Houston/Texas	2
Paul Chryst	Wisconsin	2
James Franklin	Penn State	2
Dan Mullen	Mississippi State/Florida	2
Kirby Smart	Georgia	2

## HERMAN'S CAREER BOWL GAMES

Bowl	Opponent	Result
2015 Peach	vs. No. 11 Florida State	W, 38-24
2017 Texas	vs. Missouri	W, 33-16
2019 Sugar	vs. No. 5 Georgia	W, 28-21
2019 Alamo	vs. No. 11 Utah	W, 38-10
W-L RECORD	4-0 (3-0 vs. top-11 ranked teams)	

## THE LAST TIME...



**NOV. 29, 2019**

Austin, Texas | Memorial Stadium  
Attendance: 92,863 | TV: LHN

<b>TEXAS TECH</b> NR/NR	<b>24</b>
<b>TEXAS</b> NR/NR	<b>49</b>

Score by Quarters	1	2	3	4	OT	Score
Texas Tech	14	7	3	0	-	24
Texas	6	22	14	7	-	49

## Scoring Summary

Qtr	Time	Team	Summary	
1st	09:10	TTU	Carter, 13 yd pass from Duffey (Wolff, Trey kick) 11-80 2:09, TTU 7 - UT 0	
	04:14	TTU	Thompson, S. 10 yd run (Wolff, Trey kick) 6-76 2:39, TTU 14 - UT 0	
	00:54	UT	Sam Ehlinger 10 yd run (Dicker kick blockd) 6-75 3:20, TTU 14 - UT 6	
2nd	13:09	UT	Young 3 yd run (Duvernay pass from Ehlinger) 5-64 1:38, TTU 14 - UT 14	
	08:13	TTU	Ezukanma 24 yd pass from Duffey (Wolff, Trey kick) 2-24 0:23, TTU 21 - UT 14	
	08:02	UT	Duvernay 75 yd pass from (Dicker kick) 1-75 0:11, TTU 21 - UT 21	
	01:22	UT	R.Johnson 1 yd run (Dicker kick) 13-74 5:36, TTU 21 - UT 28	
	3rd	08:52	UT	Smith 26 yd pass from Ehlinger (Dicker kick) 7-82 1:56, TTU 21 - UT 35
		06:09	TTU	Wolff, Trey 23 yd field goal 12-70 2:43, TTU 24 - UT 35
02:35		UT	R.Johnson 1 yd run (Dicker kick) 9-74 3:34, TTU 24 - UT 42	
4th	08:50	UT	R.Johnson 1 yd run (Dicker kick) 5-24 1:11, TTU 24 - UT 49	

	TTU	UT
FIRST DOWNS	26	29
RUSHES-YARDS (NET)	24-71	48-262
PASSING YDS (NET)	399	348
Passes Att-Comp-Int	58-36-0	28-19-0
TOTAL OFFENSE PLAYS-YARDS	82-470	76-610
Fumble Returns-Yards	0-0	1-11
Punt Returns-Yards	0-0	2-7
Kickoff Returns-Yards	5-86	1-34
Interception Returns-Yards	0-0	0-0
Punts (Number-Avg)	4-49.2	5-34.2
Fumbles-Lost	2-2	0-0
Penalties-Yards	4-32	9-100
Possession Time	25:51	34:09
Third-Down Conversions	7 of 16	6 of 12
Fourth-Down Conversions	1 of 4	0 of 1
Red-Zone Scores-Chances	3-5	5-5
Sacks By: Number-Yards	1-5	4-26

**RUSHING:** Texas Tech-Thompson, S. 16-86; Welch, Jax 1-minus 1; Duffey, Jett 7-minus 14. Texas-Roschon Johnson 23-105; Sam Ehlinger 10-83; Daniel Young 8-41; Keaontay Ingram 2-17; Devin Duvernay 2-10; Casey Thompson 2-9; TEAM 1-minus 3.

**PASSING:** Texas Tech-Duffey, Jett 36-58-0-399. Texas-Sam Ehlinger 19-27-0-348; Roschon Johnson 0-1-0-0.

**RECEIVING:** Texas Tech-Carter, KeSean 11-150; Ezukanma, Erik 7-135; Vasher, T.J. 5-42; Turner, RJ 4-35; Thompson, S. 4-7; Mannix, McLane 2-9; Welch, Jax 1-10; Koontz, Travis 1-7; Thompson, Donta 1-4. Texas-Devin Duvernay 6-199; Jake Smith 3-51; Brennan Eagles 3-20; Malcolm Epps 2-42; Roschon Johnson 2-4; Marc Washington 1-16; Jared Wiley 1-15; Keaontay Ingram 1-1.

**INTERCEPTIONS:** Texas Tech-None. Texas-None.

**FUMBLES:** Texas Tech-Thompson, S. 1-1; Duffey, Jett 1-1 Texas-None.



# GAME NOTES

## IN THE RANKINGS

### 2017 WEEK-BY-WEEK RANKINGS

WEEK	AP	COACHES	CFP
Preseason	23	23	N/A
Week 2	NR	RV	N/A
Week 3	NR	NR	N/A
Week 4	NR	NR	N/A
Week 5	NR	NR	N/A
Week 6	NR	NR	N/A
Week 7	NR	RV	N/A
Week 8	NR	NR	N/A
Week 9	NR	NR	N/A
Week 10	NR	NR	NR
Week 11	NR	NR	NR
Week 12	NR	NR	NR
Week 13	NR	NR	NR
Week 14	NR	NR	NR
Week 15	NR	NR	NR
Final	NR	NR	N/A

### 2018 WEEK-BY-WEEK RANKINGS

WEEK	AP	COACHES	CFP
Preseason	23	21	N/A
Week 2	NR	NR	N/A
Week 3	NR	NR	N/A
Week 4	RV	RV	N/A
Week 5	18	22	N/A
Week 6	19	20	N/A
Week 7	9	14	N/A
Week 8	7	8	N/A
Week 9	6	7	N/A
Week 10	15	15	17
Week 11	15	19	19
Week 12	13	14	15
Week 13	11	11	14
Week 14	9	9	14
Week 15	14	14	15
Final	9	9	N/A

### 2019 WEEK-BY-WEEK RANKINGS

WEEK	AP	COACHES	CFP
Preseason	10	10	N/A
Week 2	9	9	N/A
Week 3	12	13	N/A
Week 4	12	13	N/A
Week 5	11	12	N/A
Week 6	11	12	N/A
Week 7	11	11	N/A
Week 8	15	15	N/A
Week 9	15	15	N/A
Week 10	RV	24	N/A
Week 11	RV	RV	NR
Week 12	22	23	19
Week 13	RV	NR	NR
Week 14	NR	NR	NR
Week 15	NR	NR	NR
Final	25	RV	N/A

### 2020 WEEK-BY-WEEK RANKINGS

WEEK	AP	COACHES	CFP
Preseason	14	14	N/A
Week 2	9	8	N/A
Week 3	8	9	N/A
Week 4	-	-	N/A
Week 5	-	-	N/A
Week 6	-	-	N/A
Week 7	-	-	N/A
Week 8	-	-	N/A
Week 9	-	-	N/A
Week 10	-	-	-
Week 11	-	-	-
Week 12	-	-	-
Week 13	-	-	-
Week 14	-	-	-
Week 15	-	-	-
Final	-	-	N/A

### CHRIS ASH PROFILE

- Head coach Tom Herman announced Chris Ash as the program's new defensive coordinator on Dec. 17, 2019. Ash had previously spent five seasons as a defensive coordinator during stops at Wisconsin, Arkansas and Ohio State
- Four of his five defenses ranked in the top 25 statistically, including a top-10 defensive unit at Ohio State in 2015.
- Ash and Herman previously have worked together at Iowa State (2009) and Ohio State (2014). Herman was the offensive coordinator and Ash the co-defensive coordinator for the Buckeyes in 2014, when they won the inaugural College Football Playoff.
- During the 2014 season, Ash's first at Ohio State, the Buckeyes jumped from 112th in pass defense and 47th in total defense to 29th and 19th, respectively.
- Ohio State fielded the nation's No. 2 scoring defense and ranked ninth-best in total defense in 2015, Ash's second year as a coordinator in Columbus.
- He left Ohio State in 2016 to become the head coach at Rutgers, where he spent three-plus seasons in charge.

### MIKE YURCICH PROFILE

- Mike Yurcich was named the Texas offensive coordinator and quarterbacks coach on December 29, 2019, after leading some of the nation's most explosive offenses over the past seven seasons at Oklahoma State and Ohio State.
- Last year at Ohio State, Yurcich helped the Buckeyes to a 13-1 record and a trip to the College Football Playoff, while molding sophomore QB Justin Fields into a finalist for the Heisman Trophy, the Walter Camp Football Foundation (WCFF) Player of the Year Award, and the Davey O'Brien Award.
- Overall, Ohio State was third in the nation in scoring offense, setting a school single-season record with 46.9 points per game, and was fifth in total offense with 529.9 yards per game, which ranked second in school history. The 656 total points scored were the second-most in program history and 16 behind the 2014 team's single-season record when the offense was guided by Herman.
- Prior to his time at Ohio State, Oklahoma State experienced one of its great offensive eras under Yurcich, with the program averaging 38.0 points per game and 478.3 yards per game throughout his six-year run, compiling a record of 52-24 with four 10-win seasons and four bowl game victories. That included two appearances in New Year's Six games – the 2016 Sugar Bowl and the 2014 Cotton Bowl. The Cowboys scored 40 or more points 35 times and put up 50 or more points 15 times.



Tom Herman

### TEXAS IN THE RANKINGS

- Texas is currently slotted at No. 8 in the Associated Press Top 25 and at No. 9 in the Amway Coaches Poll, holding its spot in the top 10 for a second-straight week.
- The Longhorns' No. 8 slot in the Coaches Poll on Sept. 14 marked the program's highest ranking in one of the two major polls since Week 9 of the 2018 season when UT was ranked No. 6 in the AP Top 25 and No. 7 in the Coaches Poll.
- Texas has held a spot in at least one of the national rankings in 28 of the last 35 polls, dating back to the start of the 2018 season. Twenty-two of those weeks have seen UT ranked in the top 15 of at least one of them, including eight with at least one top-10 ranking.

### A FREQUENT FACE IN THE AP POLL

- Texas has made 733 all-time appearances in the Associated Press Top 25, which debuted in 1936. Oklahoma and West Virginia are the league's only other current members to feature in the AP Top 25 on more than 300 occasions.
- The Longhorns' AP Top 25 history includes 54 preseason poll appearances (34 top-10), including four-straight under head coach Tom Herman, 45 total weeks at No. 1, and 48 appearances in the final poll (27 top-10).
- Texas has been ranked in 25 of the last 32 AP Polls, dating back to week five of the 2018 season. That stretch includes a streak of 21-straight appearances in the AP Top 25, the Longhorns' best run in the national poll under Herman.
- A 162-week run that covered 11 years (2000-10) ranks as UT's longest consecutive streak of being ranked in the AP Top 25 in program history.

### MOST AP TOP 25 APPEARANCES (BIG 12 PROGRAMS, ALL-TIME)

Rank	Current Rank	App.
1. Oklahoma	No. 3	849
2. Texas	No. 8	733
3. West Virginia	RV	304
4. Oklahoma State	No. 15	247
5. TCU	RV	243
6. Kansas State	NR	214
7. Baylor	RV	211
8. Texas Tech	RV	141
9. Kansas	NR	109
10. Iowa State	NR	52

### THREE STRAIGHT WINNING SEASONS

- With a 49-24 victory on senior day last season, the Longhorns picked up their seventh win of the year and secured the program's third-straight winning season under Tom Herman.
- It is the first time since 2011-13 that Texas has put together three consecutive winning campaigns, and the first time since 2012-14 that UT has earned bowl eligibility in three-straight seasons.
- Texas totaled 25 wins in its first three seasons under head coach Tom Herman, a nine-win improvement from the three seasons prior to Herman's arrival.

# GAME NOTES

## ROAD SUCCESS

- During Tom Herman's three seasons as head coach, Texas is 7-5 in true Big 12 road games (in opponents' home stadiums).
- Texas' record moves to 8-8 away from Austin when including the neutral-site Texas-OU games.
- In the three years prior to Herman's arrival, Texas was 5-7 in true Big 12 road games, including just a 2-6 mark over the two seasons before he took over.
- That record extends to 6-9 if you include the neutral-site AT&T Red River Showdown games contested during that three-year stretch.

## THE CAPTAINS

- Texas head coach Tom Herman announced the 2020 team captains on Thursday, Sept. 10, recognizing seven Longhorns with the honor.
- The 2020 team captains are, in alphabetical order: DB Chris Brown, OL Samuel Cosmi, QB Sam Ehlinger, DL Ta'Quon Graham, OL Derek Kerstetter, JACK Joseph Ossai and DB Caden Sterns.
- Six of the seven are first-time captains for UT, while senior QB Sam Ehlinger is the lone two-time selection of the group.
- Ehlinger, who also served as captain in 2019, is the seventh player, and second quarterback, in school history to serve as captain in multiple seasons.
- He is also the second player during Herman's tenure as head coach to achieve that feat, joining former TE Andrew Beck, who served as a captain during the 2017 and 2018 campaigns.

## COMEBACK WINS

- Texas has recorded four comeback wins when trailing by at least 10 points during Tom Herman's time as head coach. That tally includes a pair of 14-point comebacks against No. 16 Kansas State and Texas Tech in 2019.
- Texas' two 14-point margins overcome in 2019 are tied for the program's largest since a 21-point rally against Oklahoma State in 2007. That day, the Longhorns flipped a 35-14 fourth-quarter deficit into a 38-35 victory.
- The Longhorns' 2019 comebacks also mark the first time since 2007 that UT has posted multiple 14-point comebacks in the same season. The 2007 Longhorns also came back from a 17-3 deficit to best Nebraska, and rallied from a 10-0 deficit to beat TCU.

## TEXAS' 10-POINT COMEBACKS (SINCE 2017)

Year	Opponent	Deficit	Final Score
2019	.....Texas Tech	0-14	49-24
2019	.....No. 16 Kansas State	0-14	27-24
2018	.....No. 22 USC	3-14	37-14
2017	.....Kansas State	7-17	40-34 (2OT)

## TEXAS VS. THE TOP 25

- Texas holds an 8-9 record against top-25 foes during Tom Herman's three seasons as head coach. The Longhorns are 7-5 against ranked opponents since the start of the 2018 season after going just 1-4 against top-25 teams in 2017, Herman's first season in charge.
- In 2018, the Horns bested No. 5 Georgia in the Allstate Sugar Bowl, No. 7 Oklahoma in the Red River Showdown, No. 17 TCU, No. 18 Iowa State and No. 22 USC.
- Texas' 2018 wins over No. 22 USC and No. 17 TCU came in consecutive weeks, marking the first time UT defeated top-25 opponents in back-to-back weeks since 2008.
- Last season, Texas picked up two ranked victories, first defeating No. 16 Kansas State, 27-24, in Austin. Later, the Longhorns bested No. 11 Utah, 38-10, in the Valero Alamo Bowl.

## TEXAS VS. RANKED OPPONENTS (ALL TIME)

Overall record	133-155-8 (.462)
Home	49-45-4 (.516)
Away	34-48-0 (.420)
Neutral (includes bowls)	50-62-4 (.447)

## STARTING FAST

- The Longhorns wasted no time in scoring their first points of the 2020 season vs. UTEP, as senior QB Sam Ehlinger connected with sophomore WR Joshua Moore for a 78-yard touchdown on Texas' first offensive play of the season.
- The 78-yard score marked the first time since 2004, when Longhorn Legend Cedric Benson scored on a 38-yard run against North Texas, that UT scored a touchdown on its first offensive play of the season.
- It also marked the eighth one-play scoring drive of the Tom Herman era at Texas (since 2017).
- Ehlinger led the Longhorns to 45 first-half points against UTEP, directing Texas to scores on seven of its eight drives in that time (6 TD, 1 FG). He also guided the offense into field goal range on the one first-half possession that UT came away from without points (missed FG).
- Ten different Longhorns caught passes throughout the season opener, including a school-record seven who caught a touchdown pass.
- Texas also was stout defensively, limiting UTEP to just 43 rushing yards on 33 carries (1.3 ypc) and allowing only three third-down conversions in 16 tries.
- A look at some of the impressive marks posted by the Longhorns in the 2020 season opener:

## TEXAS' BEST IN A SEASON OPENER SINCE...

Category	Total	Best Since
Points	59	2009
Total Offense	689+	2013
Passing Yards	481*	Ever
Passing Touchdowns	7*	Ever
Points Allowed	3	2005
Total Defense	233	2014
Rushing Defense	43	2008

\*school record +No. 3 in school history

## TEXAS' RECORD WHEN...

	2020	Herman Era
Overall	1-0	26-15
Big 12	0-0	18-10
Non-conference	1-0	9-4
Home	1-0	14-5
Away	0-0	8-7
Neutral	0-0	4-3
Current streak	W3	W2
Current home streak	W5	W4
Current road streak	L3	L3

Day game	0-0	12-11
Night game	1-0	14-1
August	0-0	1-0
September	1-0	9-4
October	0-0	6-5
November	0-0	7-5
December	0-0	2-1
January	0-0	1-0
vs. Top 25 teams	0-0	8-9
vs. unranked teams	1-0	17-6
On artificial surface	1-0	24-8
On natural grass	0-0	2-7

Scoring first	1-0	17-4
Opponent scores first	0-0	9-11
Leading after 1st quarter	1-0	17-2
Trailing after 1st quarter	0-0	7-9
Tied after 1st quarter	0-0	2-4
Leading at halftime	1-0	24-3
Trailing at halftime	0-0	2-11
Tied at halftime	0-0	0-1
Leading after 3rd quarter	1-0	24-5
Trailing after 3rd quarter	0-0	0-9
Tied after 3rd quarter	0-0	2-1
Overtime	0-0	1-2

Scoring 0-19	0-0	2-3
Scoring 20-29	0-0	7-8
Scoring 30-39	0-0	6-2
Scoring 40+ points	1-0	11-2
Allowing 0-19	1-0	15-1
Allowing 20-29	0-0	4-6
Allowing 30-39	0-0	4-5
Allowing 40+ points	0-0	2-3
Outgaining opponent	1-0	22-1
Outgained by opponent	0-0	4-13

With 100-yard rusher	0-0	9-1
Allow 100-yard rusher	0-0	2-4
With 300-yard passer	1-0	6-5
Allow 300-yard passer	0-0	7-6

No turnovers	1-0	10-6
Less than three turnovers	1-0	18-5
Three or more turnovers	0-0	1-4
No takeaways	0-0	4-4
Three or more takeaways	0-0	9-0
Win turnover margin	1-0	16-4
Tie turnover margin	0-0	6-6
Lose turnover margin	0-0	4-5
Win time of possession	0-0	20-5
Lose time of possession	1-0	6-10
Game decided by 1-9	0-0	11-10
Game decided by 10-19	0-0	7-5
Game decided by 20+	1-0	8-0

# GAME NOTES

## BY THE NUMBERS

**2** Sophomore K Cameron Dicker is the only player in Texas history to log multiple game-winning plays as time expired. He did so with walk-off field goals against Kansas and K-State last season.

**2** QB Sam Ehlinger owns two of the top four total offense games in UT history (490 vs. KU, 2019; 487 vs. K-State, 2017).

**5** Ehlinger has thrown at least four touchdown passes on five occasions during his career, including a career-high five TD passes in the 2020 season opener against UTEP.

**8** Texas posted eight offensive plays that resulted in gains of 50 yards or more in 2019. That comes one year after UT was one of only two FBS schools that did not post a 50-yard play in 2018.

**8** Junior JACK Joseph Ossai made at least eight tackles in nine games since the start of the 2019 season, tied for the most by any Big 12 player during that stretch.

**13.5** Ossai led the Longhorns with 13.5 tackles for loss in 2019, capped by a six-TFL, three-sack performance vs. No. 11 Utah in the Valero Alamo Bowl.

**14** Texas lost only 14 turnovers in 2019, tied with Kansas State for the fewest among all Big 12 teams.

**22** Texas is 22-1 under Tom Herman when outgaining its opponent.

**25** The Longhorns won 25 games during Tom Herman's first three seasons as head coach, the third-most in school history during a coach's first three seasons in charge.

**36** UT scored at least 36 points in eight games last season, the most for the Longhorns since the 2009 team did so nine times.

**52** The Longhorns scored 52 points off of 19 forced turnovers last year.

**62** The Longhorns produced 62 plays last year that resulted in gains of 20 yards or more, including eight that have gone for 50-plus yards.

**85** Since the start of the 2018 season, QB Sam Ehlinger has accounted for 85 total touchdowns (62 pass/23 rush), the most among all active FBS competitors during that stretch.

**600** Texas was one of only two Power Five programs (Kentucky), and one of seven FBS programs overall, to field three 600-yard rushers in 2019. The Longhorn trio was made up of RB Keaontay Ingram (853 yds), Ehlinger (663 yds) and RB Roschon Johnson (649 yds).

## RUNNING AT WARP SPEED

- Under first-year offensive coordinator Mike Yurcich, Texas has ramped up its ability to use tempo to keep a defense off-balance when driving down the field. The early increase in tempo on offense has added to the Longhorns' ability to score in quick-strike fashion.
- In the season opener against UTEP, Texas scored in under two minutes five times. Four of those scoring drives were 90 seconds or less in length and two were under one minute.
- Last season, Texas averaged 2.1 scoring drives under two minutes per game (28 in 13 games). Twenty of those scoring drives came in under 90 seconds, and 12 were under one minute.
- A look at Texas ranks nationally in terms of quick-scoring ability:

## MOST SCORING DRIVES UNDER TWO MIN.

Rank	Games	<2:00	<1:30	<1:00
1. Texas	1	5	4	2
Clemson	2	5	5	3
Miami (FL)	2	5	3	3
Louisiana	2	5	3	2
5. Oklahoma	1	4	3	2
Cincinnati	1	4	3	1
Marshall	2	4	2	2

## RACING OUT OF THE BLOCKS

- Texas scored 21 points in the first quarter of its season opener against UTEP, with senior QB Sam Ehlinger connecting on a pair of touchdown passes and sophomore RB Roschon Johnson capping an 8-play, 70-yard drive with a one-yard touchdown run.
- The Longhorns' 21-point first quarter was their best since scoring 28 in the opening frame against Kansas in 2017.
- UT scored only 54 points in the first quarter over the entirety of the 2019 season, an average of 4.2 points per first quarter. That came after the Horns scored 103 first-quarter points (7.3 avg) in 2018 and 77 points (5.9 avg) in 2017, Tom Herman's first season as head coach in Austin.

## CONVERTING ON THIRD DOWN

- Texas converted 90-of-184 (48.9%) third downs last season, which was the seventh-best conversion rate nationally and the No. 2 mark among Big 12 programs.
- The Longhorns went 6-1 in games where they converted more than 50% of their third downs last season, and 2-4 when being held under 50%.
- UT averaged 6.9 third-down conversions per game, including a season-high 10 at West Virginia, last year.
- The Longhorns have improved on third down every year under head coach Tom Herman, including an 8.3% uptick in 2018 after Herman's first season in charge.
- The Longhorns opened up their 2020 campaign by converting 5-of-10 tries on third down against UTEP.
- A look at Texas' third-down conversions this year:

## TEXAS ON THIRD DOWN (2020)

Opponent	Conv./Att.	Percent
UTEP	5/10	50.0

## TEXAS ON THIRD DOWN UNDER HERMAN

Year	Conv./Att.	Percent
2020	5/10	50.0
2019	90/184	48.9
2018	96/207	46.4
2017	86/226	38.1
2016*	70/194	36.1

\*Last season before Herman

## SUSTAINED SCORING DRIVES

- Texas has had 46 scoring drives of 10-or-more plays since the start of the 2018 season. Of those 46 scoring drives, 34 resulted in touchdowns (73.9%).
- The Horns have logged two scoring drives of 10-or-more plays so far in 2020. Senior QB Sam Ehlinger capped a 10-play, 67-yard touchdown drive with a 20-yard touchdown pass to senior TE Cade Brewer in the first quarter against UTEP, and junior K Cameron Dicker booted a 32-yard field goal to polish off an 11-play, 54-yard drive midway through the second quarter.
- Last season, a number of UT's sustained drives came at important moments in the game, including two fourth-quarter touchdown drives against Iowa State that totaled 25 plays and covered 169 yards.
- Texas put together a 13-play, 67-yard drive that melted the final 6:45 off the clock against No. 16 Kansas State. Cameron Dicker booted a 26-yard field goal as time expired - his second such kick in 2019 - to cap the drive and seal the Longhorns' 27-24 win.
- K-State entered the game averaging more than 35 minutes of possession per game. Texas' 6:45 drive helped the Longhorns win the time-of-possession battle by nearly two-and-a-half minutes.
- UT had four sustained drives against Kansas, including three touchdown efforts. Sam Ehlinger capped all three TD drives with passes to Jake Smith, Brennan Eagles and Devin Duvernay. The fourth drive resulted in Cameron Dicker's game-winning 33-yard field goal as time expired.
- UT logged a 19-play, 86-yard drive that ended with a two-yard TD run from QB Sam Ehlinger against No. 6 LSU. It was Texas' longest scoring drive since a 22-play, 80-yard TD against Texas Tech in 2010.

## THE NATION'S BEST IN THE FOURTH QUARTER

- The Longhorns scored 158 points in the fourth quarter last season (12.2 avg), the most among all FBS teams.
- A look at Texas' offense by quarter, and where UT's fourth-quarter production in 2019 stacked up nationally:

## 2019 SCORING OFFENSE BY QUARTER

Quarter	Total Points	PPG
First	54	4.2
Second	146	11.2
Third	100	7.7
Fourth	158	12.2

## MOST POINTS SCORED IN 4TH QUARTER (FBS - 2019)

Rank	Total Points	Games
1. Texas	158	13
2. SMU	157	13
3. Air Force	140	13
4. Iowa State	139	13
5. Ohio State	131	14
Oregon	131	14




# GAME NOTES

## SUCCESS ON THE GROUND

- In each of the last two seasons, Texas has improved its rushing output from Tom Herman's first season at the helm in Austin (2017).
- In 2017, Texas rushed for 1,815 yards on 507 carries (3.6 ypc) and scored 24 touchdowns.
- In 2018, the Longhorns rushed for 2,143 yards on 569 carries (3.8 ypc) and scored 24 touchdowns.
- In 2019, UT rushed for 2,295 yards on 480 carries (4.8 ypc) and scored 26 rushing touchdowns.
- QB Sam Ehlinger led the Longhorns in rushing as a freshman in 2017, tallying 381 yards on 114 carries.
- The following season, Tre Watson (786 yds) and Keaontay Ingram (708 yds) both surpassed the 700-yard mark.
- Last year, Ingram (853 yds), Ehlinger (663 yds) and true freshman Roschon Johnson (649 yds) all rushed for more than 600 yards, the first time UT has produced three 600-yard rushers in the same season since 1970.

## THE 600-YARD RUSHERS

- Senior QB Sam Ehlinger (663 yds), junior RB Keaontay Ingram (853 yds) and sophomore RB Roschon Johnson (649 yds) all rushed for more than 600 yards last season.
- Texas was one of only two Power Five programs, and one of only seven in the FBS overall, to field three 600-yard rushers in 2019. Kentucky was the only other Power Five team to do so, while Air Force, Georgia Southern, Louisiana, Ohio and UCF made up the remainder of the FBS field.
- It was the fourth time in program history that Texas produced three 600-yard rushers in the same season. UT also did so in 1952, 1968 and 1970.
- The 2020 squad marks the first time in Longhorn history that all three 600-yard rushers return to school the following year.



Keaontay Ingram

## FINDING A RHYTHM ON DEFENSE

- Beginning with a 27-24 walk-off win over No. 16 Kansas State in 2019, the Longhorns have held their last six opponents under 25 points. That is the longest stretch for the Texas defense since a six-game run over the 2010-11 seasons.
- Texas held UTEP to just three points in the 2020 season opener. The Horns allowed just 43 rushing yards, 14 first downs and allowed the Miners to convert only 3-of-16 third-down tries.
- Over the final five games of the 2019 season, UT held its opponents to an average of 13.0 points under their season scoring average entering the game.
- The Longhorns' dominant display against No. 11 Utah in the Alamo Bowl (W, 38-10) was its best performance in that stretch, as Texas held the Utes 24 points under their season scoring average (34.0 ppg).
- The Longhorns forced Utah to punt on all five of its possessions in the first half and allowed only 127 yards of offense in that stretch. The Utes ran only three plays in Texas territory during the first 30 minutes of the game.
- Texas also kept Utah off the board in the first half of the Alamo Bowl, marking the first time the Horns have shutout a top-15 team in the first half of a game since UT's 23-17 win over No. 12 Baylor in 2015.
- Over the final month of the regular season, Texas also produced strong defensive performances against four conference foes. The Longhorns allowed Texas Tech to score just three points over the final 38 minutes of the regular season finale, limited Kansas State to only 51 yards rushing on 26 carries (2.0 ypc) and held Iowa State to 23 points - two touchdowns underneath the Cyclones' season scoring average (36.4 ppg) at that point in the year.
- A look at the season scoring average of UT's opponents compared to the points allowed by the Longhorns in each respective matchup during the streak:

Opponent	Avg	Points	Diff
No. 16 Kansas State.....	33.4	24	-9.4
Iowa State.....	36.4	23	-13.4
No. 13 Baylor.....	34.9	24	-10.9
Texas Tech.....	31.1	24	-7.1
No. 11 Utah.....	34.0	10	-24.0
UTEP.....	24.0	3	-21.0
<b>TOTAL.....</b>	<b>32.3</b>	<b>18.0</b>	<b>-14.3</b>

## PICK PARTY

- Junior DB Josh Thompson registered the first interception of his career, and the first interception by a Longhorn in 2020, during UT's season opener against UTEP.
- The Longhorns intercepted 12 passes (31st nationally/4th Big 12) last season. Six Texas DBs were responsible for nine of those interceptions.
- Eight different Longhorns intercepted at least one pass last season.
- Texas intercepted four passes against West Virginia in 2019. It was the first time that UT has intercepted four passes in a game since doing so at Kansas on Sept. 27, 2014 (64 games).
- LB Ayodele Adeoye, DB B.J. Foster and DB D'Shawn Jamison (two) all intercepted passes against WVU.
- After UT's four-pick day at WVU, the Horns had seven players with an interception through five games for the first time since 2002, when the Longhorns also had seven.

## LONGHORN HONOR ROLL

### TOM HERMAN (HEAD COACH)

- » Dodd Trophy preseason watch list

### JUNIOR ANGLAU (SOPHOMORE, OL)

- » Preseason All-Big 12 Fourth Team (Athlon Sports)

### TARIK BLACK (SENIOR, WR)

- » Reese's Senior Bowl Top 250 watch list

### RYAN BUJCEVSKI (JUNIOR, P)

- » Ray Guy Award preseason watch list

### KEONDRE COBURN (SOPHOMORE, DL)

- » Preseason All-Big 12 Fourth Team (Athlon Sports)
- » Preseason All-Texas College First Team (Dave Campbell's)

### SAMUEL COSMI (JUNIOR, OL)

- » AP Preseason All-American (Second Team)
- » Athlon Sports Preseason All-American (Second Team)
- » CBS Sports Preseason All-American (First Team)
- » Outland Trophy preseason watch list
- » Preseason All-Big 12 Offense
- » Preseason All-Big 12 First Team (Athlon Sports)
- » Preseason All-Texas College First Team (Dave Campbell's)
- » USA Today Preseason All-American (Second Team)
- » Walter Camp Preseason All-American (First Team)

### CAMERON DICKER (JUNIOR, K)

- » Preseason All-Big 12 Second Team (Athlon Sports)
- » Preseason All-Texas College First Team (Dave Campbell's)

### BRENNAN EAGLES (JUNIOR, WR)

- » Preseason All-Big 12 Second Team (Athlon Sports)
- » Preseason All-Texas College Second Team (Dave Campbell's)

### SAM EHLINGER (SENIOR, QB)

- » Athlon Sports Preseason All-American (Fourth Team)
- » CBS Sports Preseason All-American (Second Team)
- » CBS Sports Preseason Player of the Year (Receiving Votes)
- » Davey O'Brien Award preseason watch list
- » Davey O'Brien Award Great 8 list (Week 2 vs. UTEP)
- » Earl Campbell Tyler Rose Award Player of the Week (Week 2 vs. UTEP)
- » Johnny Unitas Golden Arm Award preseason watch list
- » Manning Award preseason watch list
- » Manning Award Star of the Week (Week 2 vs. UTEP)
- » Maxwell Award preseason watch list
- » Preseason All-Big 12 Offense
- » Preseason All-Big 12 First Team (Athlon Sports)
- » Preseason All-Texas College Second Team (Dave Campbell's)
- » Reese's Senior Bowl Top 250 watch list
- » Wuerffel Trophy preseason watch list

### B.J. FOSTER (JUNIOR, DB)

- » Preseason All-Big 12 Third Team (Athlon Sports)

### TA'QUON GRAHAM (SENIOR, DL)

- » Preseason All-Big 12 Third Team (Athlon Sports)

\*Continues on next page\*

# GAME NOTES

## LONGHORN HONOR ROLL (CONT.)

### KEADONTAY INGRAM (JUNIOR, RB)

- » Doak Walker Award preseason watch list
- » Preseason All-Big 12 Third Team (Athlon Sports)
- » Preseason All-Texas College Second Team (Dave Campbell's)

### D'SHAWN JAMISON (JUNIOR, DB)

- » Paul Hornung Award preseason watch list
- » Preseason All-Big 12 Defense
- » Preseason All-Big 12 First Team (Athlon Sports)

### DEREK KERSTETTER (SENIOR, OL)

- » Preseason All-Big 12 Third Team (Athlon Sports)

### JOSEPH OSSAI (JUNIOR, JACK)

- » Athlon Sports Preseason All-American (Third Team)
- » Bronko Nagurski Trophy preseason watch list
- » Butkus Award preseason watch list
- » Chuck Bednarik Award preseason watch list
- » Lott IMPACT Trophy preseason watch list
- » Preseason All-Big 12 Defense
- » Preseason All-Big 12 First Team (Athlon Sports)
- » Preseason All-Texas College First Team (Dave Campbell's)

### JAKE SMITH (SOPHOMORE, WR)

- » Preseason All-Big 12 Fourth Team (Athlon Sports)

### CADEN STERNS (JUNIOR, DB)

- » Bronko Nagurski Trophy preseason watch list
- » Chuck Bednarik Award preseason watch list
- » Jim Thorpe Award preseason watch list
- » Preseason All-Big 12 Defense
- » Preseason All-Big 12 Second Team (Athlon Sports)
- » Preseason All-Texas College First Team (Dave Campbell's)

## STOPPING THE RUN

- Texas' defense has held its opponents under 100 yards rushing on 17 occasions since 2017, including five times in 2019 and once in 2020.
- The Longhorns are 15-2, including 5-0 in 2019, when holding their opponents to under 100 yards rushing.
- UT was stout at the line of scrimmage in the 2020 season opener, allowing UTEP to muster just 43 rushing yards on 33 attempts (1.3 ypc). It was Texas' best day defensively against the run since holding USC to minus-5 rushing yards during the 2018 season.
- Texas opened the 2019 season in triumphant fashion, holding Louisiana Tech to just 73 yards rushing on 26 carries (2.8 yards per attempt). After being stopped by the Longhorns on opening weekend, Louisiana Tech rushed for 1,194 yards on 220 carries (5.4 ypc) over its next six contests.
- Texas held its final non-conference opponent, Rice, under 100 yards rushing two weeks later, as the Longhorns limited the Owls to just 87 yards on 31 carries (2.8 ypc).
- Texas stifled a potent Kansas State rushing attack, limiting the 16th-ranked Wildcats to just 51 yards on 26 carries (2.0 ypc). Entering the game, K-State had rushed for 555 yards and 11 touchdowns over its previous two games.
- The Longhorns held four opponents under 100 yards in 2018 after holding seven opponents under 100 yards in 2017. That included limiting a Georgia team that entered the Sugar Bowl averaging 251.6 yards per game to just 72 yards on 30 carries.

## FEWER THAN 100 RUSHING YARDS

Year	Occurrences
2020.....	1
.....	(43 UTEP)
2019.....	5
.....	(51 KSU, 71 TTU, 73 LT, 87 RICE, 96 WVU)
2018.....	4
.....	(-5 USC, 62 ISU, 72 UGA, 88 BU)
2017.....	7
.....	(10 ISU, 31 BU, 42 SJSU, 56 WVU, 62 TTU, 71 USC, 96 KU)
2016.....	1
2015.....	None
2014.....	2
2013.....	2
2012.....	1
2011.....	6
2010.....	4
2009.....	10

## WINNING THE TURNOVER BATTLE

- In Tom Herman's tenure as head coach, Texas is 17-4 when the Longhorns win the turnover battle. On the flip side, UT's record stands at 9-11 in games where Texas either ties or loses the turnover battle under Herman.
- Texas was 10-6 when winning the turnover battle, and 6-14 when either tying or losing it, in the three years prior to Herman's arrival.
- Since Herman's arrival, the Longhorns are 9-0 when creating three or more takeaways and are 10-5 when not committing any turnovers.

## POINTS OFF TURNOVERS

- One of the keys to success in the Tom Herman era has been UT's ability to score points off turnovers, while limiting opponent points after turnovers of their own.
- Since 2017, Texas has forced 65 turnovers and scored 222 points off of them.

Year	UT TOs	OPP Pts
2020.....	0.....	0
2019.....	14.....	46
2018.....	11.....	7
2017.....	18.....	24

Year	OPP TOs	UT Pts
2020.....	1.....	7
2019.....	19.....	52
2018.....	20.....	53
2017.....	26.....	110

## NON-OFFENSIVE TOUCHDOWNS

- D'Shawn Jamison's 98-yard kickoff return for a touchdown against Rice in 2019 was the first kickoff return for a touchdown by a Longhorn since D.J. Monroe in 2012.
- Texas scored two non-offensive touchdowns in 2018. Anthony Wheeler had a 46-yard FG block return against USC while D'Shawn Jamison had a 90-yard punt return against K-State.
- UT finished 2017 with eight non-offensive touchdowns, tied for the most in the country. It was their most since registering 11 in 2009.

Year	Touchdowns
2019.....	1 (KR)
2018.....	2 (FG Block, PR)
2017.....	8 (5 INT, PR, FR, FG Block)
2016.....	None
2015.....	4 (2 FR, INT, PR)
2014.....	2 (2 INT)
2013.....	3 (INT, FR, PR)
2012.....	3 (2 INT, FR)
2011.....	4 (2 KR, INT, PR Block)
2010.....	2 (INT, FR)
2009.....	11 (4 INT, 4 PR, 3 KR)

## BLOCKED KICKS

- Since Tom Herman's arrival on the Forty Acres, Texas has blocked five total kicks. A look at the Longhorns' blocked kicks under Herman:

## BLOCKED KICKS SINCE 2017

Player	Type	Opp. & Date
Poona Ford .....	FG .....	Maryland, 9/2/2017
Lorenzo Joe .....	Punt .....	at TCU, 11/4/2017
Caden Sterns .....	FG .....	USC, 9/15/2018
Joseph Ossai .....	FG .....	KU, 10/19/2019
Malcolm Roach.....	PAT .....	KU, 10/19/2019



# GAME NOTES

## HEISMAN HOPEFUL: SAM EHLINGER

- In the 2020 season, Texas senior QB Sam Ehlinger stands as one of the premier players in the Big 12 Conference and one of the nation's best under center. With 10,838 yards of total offense (9,296 pass/1,542 rush) and 98 total touchdowns (73 pass/25 rush) to his name already, Ehlinger has cemented himself as a contender for the Heisman Trophy.
- Throughout his career, and in 2020, Ehlinger has produced numbers that stack up well when compared to the recent Heisman Trophy winners.
- Seventeen of the last 20 Heisman Trophy winners have been quarterbacks. Twelve of those 17 were classified as either a senior or fourth-year junior during their respective Heisman seasons, including each of the last three Heisman Trophy winners (Baker Mayfield, 2017; Kyle Murray, 2018; Joe Burrow, 2019).
- Four of the last eight quarterbacks to win the Heisman Trophy have been native Texans (Robert Griffin III, 2011; Johnny Manziel, 2012; Baker Mayfield, 2017; Kyle Murray, 2018).
- The Big 12 has produced six Heisman Trophy-winning quarterbacks since 2000, the most of any conference in the country. The SEC (4 QBs, 2 RBs) is the only other conference to claim the honor more than four times during that stretch.
- Of the Big 12's six Heisman-winning quarterbacks, five were either seniors or fourth-year juniors. That group consists of Eric Crouch (2001), Jason White (2003), Robert Griffin III (2011), Mayfield and Murray.
- When compared to the numbers of the 12 seniors or fourth-year juniors entering their Heisman-winning season, Ehlinger accumulated more passing yards, passing touchdowns, rushing touchdowns, total offense and total touchdowns than 11 of the 12 entering his senior season. He also rushed for more yards than 10 of the 12, and had a better completion percentage than seven of the previous Heisman winners.
- Ehlinger is one of only two quarterbacks in that group to have recorded more than 10,000 yards of total offense entering their fourth year of college football (Mayfield - 10,752). He is also the only one to have thrown for more than 6,500 yards (8,870) and rushed for at least 1,500 yards (1,530).

## EHLINGER BY THE NUMBERS

- Ehlinger has totaled 8,538 yards of offense (7,381 pass/1,157 rush) and 80 total touchdowns (62 pass/23 rush) since the start of the 2018 season.
- He is the only FBS player to account for 50 passing touchdowns (62) and 20 rushing touchdowns (23) since the start of the 2018 season.
- Entering the season, he was the top returning FBS quarterback in terms of total offense and total touchdowns over the last two seasons. Clemson's Trevor Lawrence is the only other returning FBS quarterback with more than 7,000 yards of total offense and more than 70 total touchdowns since 2018.
- Last year, Ehlinger accounted for 4,326 yards of total offense (3,663 pass/663 rush) - the second-most in school history (4,420 - Colt McCoy, 2008).
- He was responsible for 39 total touchdowns (32 pass/7 rush), the No. 3 mark in school history. He also holds the No. 2 mark among Longhorns all-time with 41 touchdowns in 2018, and is the only player in school history to post multiple seasons with 35-or-more touchdowns.
- Ehlinger's 32 touchdown passes in 2019 made him only the second quarterback in UT history (Colt McCoy, 2008) to throw for at least 30 touchdowns in a single season.
- He also threw for 25 touchdowns in 2018, placing him alongside McCoy (2006, 2008-09) as the only Longhorns to throw 25-plus touchdown passes in multiple seasons.

- His 3,663 passing yards in 2019 were the second-most in UT history, trailing only McCoy's 2008 tally (3,859 yds).
- Ehlinger has passed for a touchdown and rushed for a touchdown 13 times since the start of the 2018 season (28 games), the most among Power Five quarterbacks during that stretch. Former Houston QB D'Eriq King, who transferred to Miami (FL) prior to the 2020 season, is the only active player to achieve that feat more frequently than Ehlinger since 2018 (16 times).
- In 2019, Ehlinger became the only Longhorn quarterback to pass for at least 200 yards and two touchdowns in each of the first five games of a season. He was also the first to do so in the first four games of a season in 2018.
- The Austin, Texas native is the only quarterback in Texas history to throw for at least 200 yards in 13-straight games during a single season. Major Applewhite (1998-99) holds the school record with 21-straight 200-yard games over multiple seasons.
- He completed at least 20 passes in 10 games last season, the most by a Longhorn since Colt McCoy had twelve 20-completion games back in 2009.

## EXCEPTIONAL EHLINGER

- QB Sam Ehlinger got his senior season off to a flying start against UTEP, as he completed 25-of-33 passes for 426 yards and five touchdowns.
- His 426 yards rank as the third-most prolific passing game in school history, while his five touchdown passes are tied for the second-best single-game output at UT. Both are also career-highs for the fourth-year starter.
- Ehlinger's performance placed him alongside West Virginia's Will Grier (2018) as the only Big 12 quarterbacks to throw for at least 420 yards and five touchdowns in a season opener since 2000. Overall, it was the 12th time (sixth in Power Five) that an FBS quarterback achieved the feat during that stretch.
- A team captain for the second consecutive season, Ehlinger led the Longhorns to 45 points in the first half, Texas' best first-half output since scoring 47 points against UTEP in 2009.
- He directed the Longhorns to scores on seven of their eight first-half drives (6 TD, 1 FG) and put the offense in field goal range on the lone drive that Texas did not come away from with points (missed FG).
- After his performance against UTEP, Ehlinger earned Player of the Week honors from the Walter Camp Football Foundation, the Big 12 Conference and the Earl Campbell Tyler Rose Award. He was also named to the Davey O'Brien Award's Great 8, and was a Manning Award Star of the Week.



## ACTIVE FBS CAREER LEADERS

### MOST PASSING ATTEMPTS

Name, School	Total	Class
1. Shane Buechele, Texas/SMU	1,207	Sr.
2. Sam Ehlinger, Texas	1,187	Sr.
3. Luke Anthony, Louisiana Tech	1,049	Sr.

### MOST PASSING COMPLETIONS

Name, School	Total	Class
1. Shane Buechele, Texas/SMU	760	Sr.
2. Sam Ehlinger, Texas	754	Sr.
3. Luke Anthony, Louisiana Tech	672	Sr.

### MOST PASSING YARDS

Name, School	Total	Class
1. Sam Ehlinger, Texas	9,296	Sr.
2. Shane Buechele, Texas/SMU	9,276	Sr.
3. Brady White, Memphis	7,849	Sr.

### MOST PASSING YARDS PER GAME

Name, School	Total	Class
1. Jack Abraham, Southern Miss	267.7	Sr.
2. Brock Purdy, Iowa State	265.7	Jr.
3. Sam Ehlinger, Texas	251.2	Sr.

### MOST PASSING TOUCHDOWNS

Name, School	Total	Class
1. Sam Ehlinger, Texas	73	Sr.
2. Trevor Lawrence, Clemson	70	Jr.
3. Shane Buechele, Texas/SMU	69	Sr.

### MOST RUSHING YARDS BY QB

Name, School	Total	Class
1. Shai Werts, Georgia Southern	2,525	Sr.
2. Noah Johnson, South Florida	1,953	Sr.
3. Sam Ehlinger, Texas	1,542	Sr.

### MOST RUSHING ATTEMPTS BY QB

Name, School	Total	Class
1. Shai Werts, Georgia Southern	573	Sr.
2. Sam Ehlinger, Texas	444	Sr.
3. Noah Johnson, South Florida	302	Sr.

### MOST RUSHING TDS BY QB

Name, School	Total	Class
1. Noah Johnson, South Florida	29	Sr.
D'Eriq King, Houston/Miami (FL)	29	Sr.
3. Sam Ehlinger, Texas	25	Sr.

### MOST TOTAL TOUCHDOWNS

Name, School	Total	Class
1. Sam Ehlinger, Texas	98	Sr.
2. D'Eriq King, Houston/Miami (FL)	87	Sr.
3. Trevor Lawrence, Clemson	83	Jr.

### MOST TOTAL PLAYS

Name, School	Total	Class
1. Sam Ehlinger, Texas	1,631	Sr.
2. Shane Buechele, Texas/SMU	1,448	Sr.
3. Luke Anthony, Louisiana Tech	1,160	Sr.

### MOST TOTAL OFFENSE

Name, School	Total	Class
1. Sam Ehlinger, Texas	10,838	Sr.
2. Shane Buechele, Texas/SMU	9,668	Sr.
3. Trevor Lawrence, Clemson	8,182	Sr.

### MOST TOTAL OFFENSE PER GAME

Name, School	Total	Class
1. Alan Bowman, Texas Tech	341.4	So.
2. Dillon Gabriel, UCF	298.4	So.
3. Sam Ehlinger, Texas	292.9	Sr.

# GAME NOTES

## EHLINGER'S CAREER MARKS AT UT

### MOST COMPLETIONS

Name	Total	Years
1. Colt McCoy.....	1,157	2006-09
2. <b>Sam Ehlinger</b> .....	<b>754</b>	<b>2017-pr.</b>
3. Major Applewhite .....	611	1998-2001

### MOST PASSING YARDS

Name	Total	Years
1. Colt McCoy.....	13,253	2006-09
2. <b>Sam Ehlinger</b> .....	<b>9,296</b>	<b>2017-pr.</b>
3. Major Applewhite .....	8,353	1998-2001

### MOST TOTAL OFFENSE

Name	Total	Years
1. Colt McCoy.....	14,824	2006-09
2. <b>Sam Ehlinger</b> .....	<b>10,838</b>	<b>2017-pr.</b>
3. Vince Young .....	9,167	2003-05

### MOST PASSING TOUCHDOWNS

Name	Total	Years
1. Colt McCoy.....	112	2006-09
2. <b>Sam Ehlinger</b> .....	<b>73</b>	<b>2017-pr.</b>
3. Major Applewhite .....	60	1998-2001

### MOST RUSHING TDS BY QB

Name	Total	Years
1. Vince Young .....	37	2003-05
2. Marty Atkins.....	26	1973-75
3. <b>Sam Ehlinger</b> .....	<b>25</b>	<b>2017-pr.</b>

### MOST TD RESPONSIBLE FOR

Name	Total	Years
1. Colt McCoy.....	132 (112/20/0)	2006-09
2. <b>Sam Ehlinger</b> .....	<b>98 (73/25/0)</b>	<b>2017-pr.</b>
3. Vince Young .....	81 (44/37/0)	2003-05

### GAMES W/ PASSING & RUSHING TD

Name	Total	Years
1. <b>Sam Ehlinger</b> .....	<b>14</b>	<b>2017-pr.</b>
Colt McCoy .....	14	2006-09
3. Vince Young .....	13	2003-05

### GAMES WITH 200+ PASSING YARDS

Name	Total	Years
1. Colt McCoy.....	38	2006-09
2. <b>Sam Ehlinger</b> .....	<b>30</b>	<b>2017-pr.</b>
3. Major Applewhite .....	29	1998-2001

### GAMES WITH 300+ PASSING YARDS

Name	Total	Years
1. Colt McCoy.....	15	2006-09
2. <b>Sam Ehlinger</b> .....	<b>10</b>	<b>2017-pr.</b>
3. Major Applewhite .....	9	1998-2001

### GAMES WITH 400+ PASSING YARDS

Name	Total	Years
1. <b>Sam Ehlinger</b> .....	<b>2</b>	<b>2017-pr.</b>
Colt McCoy .....	2	2006-09
Major Applewhite .....	2	1998-2001

### GAMES WITH 3+ PASSING TDS

Name	Total	Years
1. Colt McCoy.....	17	2006-09
2. Major Applewhite .....	10	1998-2001
3. <b>Sam Ehlinger</b> .....	<b>9</b>	<b>2017-pr.</b>
Chris Simms .....	9	1999-2002

### GAMES WITH 4+ PASSING TDS

Name	Total	Years
1. Colt McCoy.....	9	2006-09
2. <b>Sam Ehlinger</b> .....	<b>5</b>	<b>2017-pr.</b>
3. James Brown .....	4	1994-97

### GAMES WITH 5+ PASSING TDS

Name	Total	Years
1. Colt McCoy.....	2	2006-09
2. <b>Sam Ehlinger</b> .....	<b>1</b>	<b>2017-pr.</b>
Chris Simms .....	1	1999-2002
James Brown .....	1	1994-97

## A BORN WINNER

- Sam Ehlinger has led the Longhorns to 21 wins as the program's starting quarterback. That ranks as the ninth-most wins by a starting quarterback in UT history.
- Seven of Ehlinger's victories as the starting quarterback have come against ranked opponents, including three against top-15 foes.
- A look at where Ehlinger ranks among UT's all-time winningest starting quarterbacks:

Name	Years at Texas	Wins
1. Colt McCoy .....	2006-09	45
2. Vince Young .....	2003-05	30
3. Bobby Layne .....	1944-47	28
4. Chris Simms .....	1999-2002	26
Marty Akins .....	1973-75	26
6. James Brown .....	1994-97	25
Peter Gardere .....	1989-92	25
8. Major Applewhite .....	1998-2001	22
9. <b>Sam Ehlinger</b> .....	<b>2017-Pres.</b>	<b>21</b>
10. James Street.....	1967-69	20

## SUCCESS ON THE GROUND

- Ehlinger has scored 25 rushing TDs in his career, the most recent of which came against No. 11 Utah in the 2019 Valero Alamo Bowl. Ehlinger finished with 73 yards on 11 carries and one touchdown. His 25 career rushing touchdowns are the third-most by a quarterback in Texas history.
- Earlier in the year against Kansas, Ehlinger paired 399 yards through the air with a season-high 91 rushing yards to help lift the Horns past the Jayhawks in a 50-48 shootout. It was Ehlinger's third-most productive day as a runner, falling behind only a pair of 100-yard outings against K-State and OU during his freshman season in 2017.
- The Texas QB rushed for two scores against No. 6 Oklahoma in the 2019 AT&T Red River Showdown, bringing his career total to eight rushing TDs against the Sooners. No other player has rushed for more scores against OU over the last 20 seasons.
- Ehlinger also rushed for 70 yards against Oklahoma State to become the 52nd 1,000-yard rusher in Texas Football history. He is the sixth QB in Texas history to achieve that feat, and the first since Colt McCoy (2006-09). He sealed Texas' win over the Cowboys with a 29-yard run on 3rd & 9 that gave UT a first down with just over 70 seconds remaining on the clock.
- He has amassed 1,542 career rushing yards during his collegiate career, the fourth-most by a quarterback in school history. Ehlinger trails only Vince Young (3,127), Marty Akins (2,020) and Colt McCoy (1,571) on that list. He needs 30 yards to surpass McCoy for third on that list.

## EHLINGER AGAINST RANKED OPPONENTS

- Since the start of the 2018 season, QB Sam Ehlinger has led the Longhorns against 12 ranked opponents. Texas is 7-5 in such matchups, and Ehlinger has been a key contributor throughout.
- In those 12 games, Ehlinger has completed 252-of-382 passes (66.0%) for 3,076 yards, 20 touchdowns and only three interceptions. He has also rushed for 569 yards and 16 touchdowns.
- Ehlinger has totaled at least three TDs in eight of those 12 games. In five of them, he has recorded at least four TDs and twice (vs. No. 7 Oklahoma, 2018; vs. No. 6 LSU, 2019) he accounted for a career-high five touchdowns.
- The Texas QB has rushed for at least one TD in 10 of UT's 12 games against ranked opponents since 2018, highlighted by a quartet of multi-TD performances. Most notably, he rushed for three TDs in 2018 versus No. 7 Oklahoma (W, 48-45) and for three TDs against No. 5 Georgia in the Allstate Sugar Bowl (W, 28-21).
- In his last outing against a ranked opponent, Ehlinger completed 12-of-18 passes for 201 yards and three touchdowns against No. 11 Utah in the 2019 Valero Alamo Bowl. He also rushed for 73 yards and a touchdown against the Utes' top-ranked defense.

## COMING UP CLUTCH

- Time and time again, QB Sam Ehlinger has delivered in the biggest moments for the Longhorns. In his career, he has orchestrated five game-winning drives, including two against Kansas and No. 16 Kansas State last year.
- A game-winning drive is defined as the final offensive scoring drive in the fourth quarter or overtime of a game that puts the winning team ahead for the last time.
- A look at where Ehlinger ranks among Texas QBs and at the four game-winning drives he has produced in his career thus far:

## MOST GAME-WINNING DRIVES (SINCE 1969)

Name	GW Drives	Years
1. Major Applewhite .....	7	1998-2001
2. <b>Sam Ehlinger</b> .....	<b>5</b>	<b>2017-pr.</b>
Case McCoy.....	5	2010-13
Colt McCoy .....	5	2006-09
Vince Young .....	5	2003-05

## EHLINGER'S GAME-WINNING DRIVES

Opp.	Year	Plays-Yds (Result)	Final
K-State, 2017 .....		6-25 (TD).....W, 40-34 (20T)	
vs. No. 7 Oklahoma, 2018 .....		9-52 (FG).....W, 48-45	
at Texas Tech, 2018.....		7-75 (TD).....W, 41-34	
Kansas, 2019 .....		10-60 (FG).....W, 50-48	
No. 16 K-State, 2019 .....		13-75 (FG).....W, 27-24	



# GAME NOTES

## EHLINGER PRIOR TO 2020

- In 2019, Ehlinger produced the best statistical season by a Texas quarterback since Colt McCoy in 2008. He accounted for 4,326 yards of total offense, threw for 3,663 yards and completed 32 touchdown passes - all the second-best marks in school history, behind only McCoy's 2008 campaign.
- His 39 total touchdowns as a junior (32 pass/7 rush) made him the only Longhorn to ever record multiple seasons with 35-or-more touchdowns (41 in 2018).
- He threw for at least 200 yards in all 13 games last season, breaking McCoy's 11-year old school record (12 games).
- He did not throw an interception for 162 consecutive passes, beginning in the 2019 Allstate Sugar Bowl vs. No. 5 Georgia. It was the second-longest streak in school history, trailing only a Big 12-record 308-pass streak that he produced in the 2018 season.
- In 2018, Ehlinger threw for 3,292 yards (fifth in UT history) and 25 touchdowns. He also rushed for 482 yards and 16 scores, setting the school record for most rushing TDs by a quarterback.
- Ehlinger's sophomore campaign made him the only player in UT history to pass for at least 25 TDs and rush for at least 15 in a season.
- He is the sixth Power Five quarterback to reach those numbers in the last 20 years, and the other five all were Heisman Trophy winners (Tim Tebow, 2007; Cam Newton, 2010; Johnny Manziel, 2012; Marcus Mariota, 2014; Lamar Jackson, 2016-17).
- Ehlinger's 41 touchdowns accounted for in 2018 were the second-most in school history, trailing only Colt McCoy, who had 45 in 2008.
- Ehlinger threw just five interceptions, and attempted a school- and Big 12-record 308 consecutive passes without an interception in between picks in the season opener and the regular season finale at Kansas.
- He had 3,774 yards (3,292 pass/482 rush) of total offense in 2018, then the fifth-most in school history.
- Earlier in 2018, he became the first Longhorn QB since Colt McCoy (2008) to have at least two passing and one rushing TD in three straight games (Tulsa, USC, TCU).
- He passed for more than 200 yards in six-straight games to begin the 2018 season, becoming the first Longhorn QB since McCoy in 2007 to do so. McCoy (8 straight 2007), Applewhite (11 straight 1999) and Peter Gardere (7 straight 1992) are the only other UT QBs to have longer streaks to begin a season in school history.
- He was the first Longhorn QB since Vince Young (Oct. 15, 2005 vs. Colorado) to rush for three TDs and pass for two more in a game. Just McCoy (twice) and Chris Simms have had more TDs in a game since 2000.
- Ehlinger had 10 games last season with three-or-more touchdowns responsible for, tying Colt McCoy (2008) for the single-season school record.
- As a true freshman in 2017, Ehlinger passed for 1,915 yards and rushed for 385. He was the first Texas quarterback since Colt McCoy in 2008 to lead the Longhorns in both passing and rushing yards.
- In just his third career start (vs. Kansas State, 2017), Ehlinger completed 30-of-50 passes for a Longhorn true freshman record 380 yards and two touchdowns. He added 107 yards rushing, also a record for a Longhorn true freshman quarterback. His 487 yards of total offense set a Texas freshman record.
- His historic day vs. Kansas State made him only the third quarterback in school history to throw for 300 yards and rush for 100 yards in the same game. Colt McCoy (at Texas A&M, 2009) and Jerrod Heard (vs. California, 2015) are the other two.

## IN THE TEXAS RECORD BOOK

- Ehlinger is the third Longhorn to eclipse 8,000 career passing yards. He currently sits second in UT history with 9,296 career yards through the air.
- Ehlinger currently ranks second in school history with 10,838 yards (9,296 pass/1,542 rush) of total offense. He crossed the 8,000- (vs. Kansas), 9,000- (vs. No. 16 Kansas State) and 10,000-yard marks (vs. Texas Tech) during the 2019 season.
- He has thrown for 73 touchdowns in his career, the second-most in UT history.
- Ehlinger has passed for at least 200 yards in 30 career games, the second-most in school history. He also has 10 career 300-yard games, the third-most in UT history.
- In the 2020 season opener against UTEP, the Austin native logged his second career 400-yard passing game, tying Colt McCoy and Major Applewhite for the school record.
- Ehlinger has 14 career games with a passing and rushing touchdown. That is tied with Colt McCoy for the school record.

## AMONG THE NATIONAL LEADERS

- Ehlinger leads all active FBS quarterbacks with 10,838 yards of total offense during his career. That tally is made up of 9,296 passing yards and 1,542 rushing yards, the first and third-best marks, respectively, among active FBS quarterbacks.
- He is the only active FBS quarterback with more than 9,000 career passing yards and 1,500 career rushing yards.
- His 98 career touchdowns responsible for, the second-most in school history, also rank as the best mark among FBS quarterbacks this season.
- Ehlinger's 73 career touchdowns passes are the most among FBS quarterbacks this season.
- He is only Power Five quarterback with more than 9,000 career passing yards and 50 career passing touchdowns.
- His 25 career rushing touchdowns are the second-most by an FBS quarterback, trailing only Miami's D'Eriq King, who rushed for 28 touchdowns during his four-year career at Houston.
- Ranks third among returning FBS quarterbacks in career rushing yards (1,542), and leads all active Power Five quarterbacks in that category.
- Ranks third among FBS quarterbacks in passing yards per game (251.2) and fourth in total offense per game (292.9).
- One of only three active FBS quarterbacks with (McKenzie Milton, UCF; D'Eriq King, Houston/Miami) with at least 50 career passing touchdowns and 20 career rushing touchdowns. He is the only one with at least 60 career passing touchdowns and 25 career rushing touchdowns.
- Leads all FBS quarterbacks with 754 career pass completions, and ranks eighth in career completion percentage (63.5%).
- Has thrown only 22 interceptions on 1,187 passing attempts - a UT-best 1.853 interception percentage. That ranks as the third-best interception percentage among active FBS quarterbacks (min. 800 attempts), behind only Clemson's Trevor Lawrence (1.493% - 12 INT/804 ATT) and Pitt's Kenny Pickett (1.893% - 16 INT/845 ATT).

## EHLINGER'S 2019 TOTALS

### MOST COMPLETIONS (SEASON)

Name	Total	Year
1. Colt McCoy.....	332.....	2008
Colt McCoy .....	332.....	2009
<b>3. Sam Ehlinger.....</b>	<b>296.....</b>	<b>2019</b>
4. Colt McCoy.....	276.....	2007

### MOST PASSING YARDS (SEASON)

Name	Total	Year
1. Colt McCoy.....	3,859.....	2008
<b>2. Sam Ehlinger.....</b>	<b>3,663.....</b>	<b>2019</b>
3. Colt McCoy.....	3,521.....	2009

### MOST PASSING TOUCHDOWNS (SEASON)

Name	Total	Year
1. Colt McCoy.....	34.....	2008
<b>2. Sam Ehlinger.....</b>	<b>32.....</b>	<b>2019</b>
3. Colt McCoy.....	29.....	2006

### MOST GAMES WITH 4+ PASSING TDS (SEASON)

Name	Total	Year
<b>1. Sam Ehlinger.....</b>	<b>4.....</b>	<b>2019</b>
2. Colt McCoy.....	3.....	2008
3. Six tied, last by Colt McCoy ....	2.....	2009

### MOST GAMES WITH 3+ PASSING TDS (SEASON)

Name	Total	Year
<b>1. Sam Ehlinger.....</b>	<b>7.....</b>	<b>2019</b>
2. Colt McCoy.....	5.....	2008
Colt McCoy .....	5.....	2009

### MOST TOTAL OFFENSE (SEASON)

Name	Total	Year
1. Colt McCoy.....	4,420.....	2008
<b>2. Sam Ehlinger.....</b>	<b>4,326.....</b>	<b>2019</b>
3. Vince Young.....	4,086.....	2005

### MOST TD RESPONSIBLE FOR (SEASON)

Name	Total	Year
1. Colt McCoy.....	45 (34/11/0).....	2008
2. Sam Ehlinger.....	41 (25/16/0).....	2018
<b>3. Sam Ehlinger.....</b>	<b>39 (32/7/0).....</b>	<b>2019</b>

### MOST GAMES WITH 200+ PASSING YARDS (SEASON)

Name	Total	Year
<b>1. Sam Ehlinger.....</b>	<b>13.....</b>	<b>2019</b>
2. Colt McCoy.....	12.....	2008

### MOST GAMES WITH 300+ PASSING YARDS (SEASON)

Name	Total	Year
1. Colt McCoy.....	6.....	2008
2. Colt McCoy.....	5.....	2009
Major Applewhite .....	5.....	1999
<b>4. Sam Ehlinger.....</b>	<b>4.....</b>	<b>2019</b>
Sam Ehlinger .....	4.....	2018



# GAME NOTES

## PUTTING UP POINTS

A look at UT's best offensive outputs during Tom Herman's tenure as head coach at Texas:

### 50-PLUS POINTS

Date	Opponent	Result	Score
9/12/2020	UTEP	W	59-3
9/9/2017	San Jose State	W	56-0
10/19/2019	Kansas	W	50-48

### 40-49 POINTS

Date	Opponent	Result	Score
11/29/2019	Texas Tech	W	49-24
9/14/2019	at Rice	W	48-13
10/6/2018	vs. No. 7 Oklahoma	W	48-45
8/31/2019	Louisiana Tech	W	45-14
10/5/2019	at West Virginia	W	42-31
11/11/2017	Kansas	W	42-27
11/10/2018	at Texas Tech	W	41-34
11/3/2018	No. 12 West Virginia	L	41-42
9/2/2017	at Maryland	L	41-51
10/7/2017	Kansas State	W	40-34

### 30-39 POINTS

Date	Opponent	Result	Score
12/31/2019	vs. No. 11 Utah	W	38-10
9/7/2019	No. 6 LSU	L	38-45
9/15/2018	No. 22 USC	W	37-14
10/28/2017	at Baylor	W	38-7
9/21/2019	Oklahoma State	W	36-30
10/27/2018	at Oklahoma State	L	35-38
12/27/2017	vs. Missouri	W	33-16
9/22/2018	No. 17 TCU	W	31-16



Sam Ehlinger

### ONE OF THE BIG 12'S ALL-TIME BEST

• Senior QB Sam Ehlinger stands among the Big 12's best at the quarterback position and is leaving his mark as one of the top QBs in league history. A look at where he stands among the league's all-time great passers:

### EHLINGER'S BIG 12 CAREER RANKINGS

Statistic	Total	Rank
Interception Percentage	1.9 <sup>*^</sup>	7th
TD-to-INT Ratio	3.32 <sup>^</sup>	10th
Passing Yards Per Game	251.2 <sup>^</sup>	12th
Total Touchdowns	98 <sup>^</sup>	13th
Passing Yards	9,296 <sup>^</sup>	13th
Total Offense	10,838 <sup>^</sup>	14th
Passing Touchdowns	73 <sup>^</sup>	15th
Passing Attempts	1,187 <sup>^</sup>	T-15th
Passing Attempts	1,154 <sup>^</sup>	16th
Passing Completions	754 <sup>^</sup>	16th
Passer Rating	145.9	18th
Completion Percentage	63.5	21st

\*Texas school record ^Active Big 12 leader

### NOTABLE CAREER PERFORMANCES

• **Oct. 7, 2017 vs. Kansas State (Austin, Texas):** Completed 30-of-50 passes for 380 yards and two touchdowns. Also carried the ball 20 times for 107 yards - his first 100-yard games - as a true freshman making his third appearance. At the time, his 487 yards of total offense was the third-best performance in school history (now No. 4).

• **Oct. 14, 2017 vs. No. 12 Oklahoma (Dallas, Texas):** Threw for 278 yards, rushed for 106 and totaled two touchdowns in his first Red River Showdown. His 278 passing yards were a UT true freshman record in the game. He also became just the fourth Longhorn (seventh time) to pass for 275 yards and rush for 100 in school history. Ehlinger joined Vince Young (Nov. 6 & 13, 2004) as the only other player in school history to do so in back-to-back games.

• **Dec. 27, 2017 vs. Missouri (Houston, Texas):** Completed 11-of-15 passes for 112 yards and a touchdown in relief of starting QB Shane Buechele, as he helped lead the Longhorns to a 33-16 victory over Missouri in the Academic Sports + Outdoors Texas Bowl, the program's first bowl win under head coach Tom Herman.

• **Oct. 6, 2018 vs. No. 7 Oklahoma (Dallas, Texas):** Completed 24-of-35 passes for 314 yards, rushed 19 times for 72 yards and scored five total touchdowns (2 pass/3 rush) to guide the Longhorns to victory in the 2018 Red River Showdown. His five total touchdowns were the most ever by a Longhorn quarterback against the Sooners.

• **Nov. 10, 2018 at Texas Tech (Lubbock, Texas):** Connected on 22-of-34 passes for 312 yards and four touchdowns - his first career game with four passing touchdowns - on the road against the Red Raiders.

• **Dec. 1, 2018 vs. No. 5 Oklahoma (Arlington, Texas):** Threw for 349 yards and two touchdowns while adding 42 yards and two more touchdowns on the ground against Oklahoma in the Big 12 Championship Game. His 349 passing yards were the most ever by a Texas quarterbacks against OU. Ehlinger's 391 yards of total offense, when coupled with the 386- and 384-yard efforts in the 2017 and 2018 Red River Showdowns give Ehlinger possession of the three highest outputs by a Longhorn quarterback in school history against the Sooners.

• **Jan. 1, 2019 vs. No. 5 Georgia (New Orleans, La.):** Completed 19-of-27 passes for 169 yards, rushed times for 64 yards and scored three touchdowns - all on the ground - to lead Texas to a 28-21 victory over No. 5 Georgia in the Allstate Sugar Bowl. His three rushing touchdowns tied the Sugar Bowl record for most rushing touchdowns by a quarterback and pushed his total to 16 for the 2018 season - the most in school history.

• **Sept. 7, 2019 vs. No. 6 LSU (Austin, Texas):** Threw for a career-high 401 yards, becoming the first quarterback to throw for more than 400 yards against LSU since West Virginia's Geno Smith racked up 463 yards in 2011. Ehlinger's performance against LSU was the sixth 400-yard passing game in Texas history and the first by a UT quarterback since Colt McCoy versus UCF in 2009.

• **Sept. 21, 2019 vs. Oklahoma State (Austin, Texas):** Threw for 281 yards and four touchdowns, and rushed for 70 yards, in a win over the Cowboys at Darrell K Royal-Texas Memorial Stadium.

• **Oct. 19, 2019 vs. Kansas (Austin, Texas):** Racked up 490 yards of total offense (399 pass/91 rush) against Kansas - the best single-game output of his career. It is the No. 3 mark in school history, and Ehlinger now owns Texas' No. 3 and No. 4 performances all-time. Much of his production came in the fourth quarter, as Ehlinger completed 11-of-15 passes for 204 yards and two touchdowns.

• **Nov. 29, 2019 vs. Texas Tech (Austin, Texas):** Totaled 431 yards of offense (348 pass/83 rush) and scored three touchdowns (2 pass/1 rush) in leading Texas to a senior-day win over the Red Raiders.

• **Dec. 31, 2019 vs. No. 11 Utah (San Antonio, Texas):** Compiled 274 yards of offense (201 pass/73 rush) and scored four touchdowns (3 pass/1 rush) en route to leading Texas to a 38-10 victory over Utah in the Valero Alamo Bowl.

• **Sept. 12, 2020 vs. UTEP (Austin, Texas):** Completed 25-of-33 passes and set career-highs with 426 passing yards and five touchdowns in leading the Longhorns to a season-opening win. His 426 passing yards rank as the third-best single-game tally in school history, while his five passing touchdowns are tied for second and his 438 yards of total offense is the 10th-best tally in school history. In addition, Ehlinger set UT single-half records in the first half for passing yards (424) and passing touchdowns (5).

### A TWO-TIME CAPTAIN

• Sam Ehlinger joined an exclusive club of Longhorn greats this season by earning the title of team captain for a second year in a row. He is the seventh Longhorn, and second quarterback, to be named a captain on multiple occasions and the second two-year captain of Tom Herman's tenure as head coach.

• Former TE Andrew Beck (2017-18) was also a two-time captain at Texas under Herman.

• A look at the two-time captains on record in Texas Football history:

Name, Position	Years as Captain
R.G. Watson, H	1903-04
Monte Lee, OL	1959-60
Colt McCoy, QB	2008-09
Fozzy Whittaker, RB	2010-11
Blake Gideon, DB	2010-11
Andrew Beck, TE	2017-18
Sam Ehlinger, QB	2019-20

### EHLINGER'S COVID-19 EFFORTS

• During the spring, Ehlinger started a GoFundMe campaign to assist efforts being taken to combat the ongoing COVID-19 pandemic. He introduced his campaign via Twitter on March 27 and helped raise more than \$200,000 by the time he closed the account in early May.

• The money donated to Ehlinger's campaign was dispersed between the Boys and Girls Club of Austin, Austin Pets Alive, the Central Texas Food Bank, as well as other charities and foundations dedicated to COVID-19 relief.

# GAME NOTES

## MAKING THE GRADE

- Texas OL Samuel Cosmi and Derek Kerstetter have been recognized as two of the top returning linemen in the country this season. Together, they are two of three highest-graded returning tackles in the Big 12, according to Pro Football Focus.
- The two Longhorns excelled in pass protecting last season, with Cosmi earning a grade of 86.0 and Kerstetter a 91.6 from PFF for their 2019 performances. Kerstetter was the nation's top pass-blocking right tackle that is returning in 2020, and Texas is the only Power Five offense that is returning two players who earned 85.0-plus pass-blocking grades as offensive tackles last season.
- Kerstetter, one of the most versatile players on the UT roster, is expected to slide inside and see time at center this season. The San Antonio, Texas native has played all across the offensive line during his collegiate career thus far, excelling at each position when called upon.

## THE COSMI FILE

- Junior OL Samuel Cosmi, a first-team Walter Camp Preseason All-American this year, has been entrenched as one of Texas' starting linemen since the beginning of his redshirt freshman season in 2018. In that time, he has appeared in all 28 possible games for the Longhorns, while starting at one of the tackle spots in each of UT's last 27 outings.
- His first 13 starts, all during the 2018 season, came at right tackle. He flipped over to the left side, where he was in charge of protecting QB Sam Ehlinger's blind side, last year.
- In 2020, he has been recognized as a Preseason All-American by the Walter Camp Football Foundation and the Associated Press, among others, in addition to being an watch list candidate for the Outland Trophy.
- As a sophomore, Cosmi earned second-team All-Big 12 honors and was honorable mention for the Big 12 Offensive Lineman of the Year, as well as a first-team selection on Pro Football Focus' Big 12 Team of the Year.
- Cosmi was an anchor on a Texas offensive line that was named to the Joe Moore Award Midseason Honor Roll in 2019.
- Behind Cosmi and his fellow linemen, Ehlinger accounted for 4,326 yards of total offense (No. 2 in school history) and 39 total touchdowns (No. 3).
- RBs Keontay Ingram and Roschon Johnson produced six 100-yard outings on the ground behind Cosmi and the Longhorn line, with Ingram doing so four times and Johnson twice. As a team, Texas rushed for 2,295 yards (176.5 ypg) in 2019.
- In the 2019 Valero Alamo Bowl, Cosmi helped Texas rack up 231 rushing yards against No. 11 Utah. The Longhorns averaged 6.2 yards per carry that night, well above the 2.7 ypc average Utah had allowed in its first 13 games of the season. Texas was one of only two teams to rush for more than 115 yards against the Utes in 2019.
- Cosmi earned All-Bowl recognition from the Associated Press and ESPN following his impressive performance against Utah's vaunted defense. The entire Texas offensive line, including Cosmi, earned All-Bowl recognition from Sports Illustrated after the Alamo Bowl.
- The Humble, Texas native was a USA Today Freshman All-American in 2018.

## BIG-MAN TOUCHDOWN

- Texas OL Samuel Cosmi converted a 12-yard rushing touchdown - the first of his career - against West Virginia last season. He is the first Texas OL with a rushing touchdown since UT's individual stats are available, beginning in 1947.
- Cosmi is only the third OL in Big 12 history to score a rushing touchdown, as well. Ironically, in addition to Cosmi's score, Tom Herman also was the offensive coordinator at Iowa State in 2009 when he called the lateral play to OT Scott Haughton who scored from 12 yards out. Texas Tech G Casey Jones is the only other offensive lineman to rush for a TD in Big 12 history and he did it on a one-yard goal-line plunge in 1996.

## TOUCHDOWNS BY TEXAS OL (SINCE 1947)

Name	Distance-Type	Opp. & Date
Samuel Cosmi.....	12-Rush.....	at WVU, 10/5/19
Luke Poehlmann.....	3-Catch.....	at Baylor, 12/3/11
Don Wilson.....	9-Catch.....	vs. SMU, 11/3/56
Harley Sewell.....	0-FR.....	vs. TCU, 11/17/51

## TOUCHDOWNS BY BIG 12 OL (RUSHING)

Name (School)	Distance	Opp. & Date
Samuel Cosmi (UT).....	12.....	at WVU, 10/5/19
Scott Haughton (ISU).....	12.....	at MIZZ, 11/21/09
Casey Jones (TTU).....	1.....	vs. ULL, 11/16/96

## KERSTETTER PROFILE

- Texas senior OL Derek Kerstetter is one of the Longhorns' most experienced competitors on either side of the ball this season. A three-year starter all across the offensive line, Kerstetter has played in 38 games with 29 starts during his collegiate career.
- He was recognized as a third-team performer on Pro Football Focus' 2019 Big 12 Team of the Year.
- In the classroom, Kerstetter earned first-team Academic All-Big 12 honors last year and was named to the Big 12 Commissioner's Honor Roll in the spring of 2019.
- Kerstetter garnered All-America honors and was a three-time All-District honoree at Reagan High School in San Antonio, Texas. He competed in the 2017 U.S. Army All-American Bowl.
- Entering the 2020 season, only senior QB Sam Ehlinger has started more times at Texas than Kerstetter among active Longhorns. A look at where Kerstetter ranks among UT's active leaders in career starts and games played:

## MOST GAMES STARTED (ACTIVE LONGHORNS)

Name	Career Starts	Years
1. Sam Ehlinger, QB.....	34.....	2017-pr.
2. Derek Kerstetter, OL.....	29.....	2017-pr.
3. Samuel Cosmi, OL.....	27.....	2018-pr.
4. Caden Sterns, DB.....	22.....	2018-pr.
5. Joseph Ossai, JACK.....	16.....	2018-pr.

## MOST GAMES PLAYED (ACTIVE LONGHORNS)

Name	Career Games	Years
1. Ta'Quon Graham, DL.....	40.....	2017-pr.
2. Derek Kerstetter, OL.....	38.....	2017-pr.
3. Sam Ehlinger, QB.....	37.....	2017-pr.
Denzel Okafor, OL.....	37.....	2016-pr.
5. Chris Brown, DB.....	36.....	2017-pr.
Daniel Young, RB.....	36.....	2017-pr.
7. Cade Brewer, TE.....	35.....	2017-pr.

## TEXAS IN CLOSE GAMES

A look at Texas' results in games decided by one possession (eight points or less) during Tom Herman's tenure as head coach:

### 2017 (1-4 OVERALL; 1-3 BIG 12)

at No. 4 USC.....	L.....	24-27
Kansas State.....	W.....	40-34
vs. No. 12 Oklahoma.....	L.....	24-29
No. 10 Oklahoma State.....	L.....	10-13
Texas Tech.....	L.....	23-27

### 2018 (7-3 OVERALL; 5-2 BIG 12)

at Maryland.....	L.....	29-34
Tulsa.....	W.....	28-21
at Kansas State.....	W.....	19-14
vs. No. 7 Oklahoma.....	W.....	48-45
Baylor.....	W.....	23-17
at Oklahoma State.....	L.....	35-38
No. 12 West Virginia.....	L.....	41-42
at Texas Tech.....	W.....	41-34
at Kansas.....	W.....	24-17
vs. No. 6 Georgia.....	W.....	28-21

### 2019 (3-3 OVERALL; 3-2 BIG 12)

No. 6 LSU.....	L.....	38-45
Oklahoma State.....	W.....	36-30
vs. No. 6 Oklahoma.....	L.....	27-34
Kansas.....	W.....	50-48
No. 16 Kansas State.....	W.....	27-24
at Iowa State.....	L.....	21-23





# GAME NOTES

## NCAA / BIG 12 TEAM RANKINGS

CATEGORY	NCAA	BIG 12	VALUE
3rd Down Conversion Pct.....	16.....	3.....	0.500
3rd Down Conv. Pct Defense.....	5.....	4.....	0.188
4th Down Conversion Pct.....	42.....	5.....	0.000
4th Down Conv. Pct Defense.....	12.....	5.....	0.333
Blocked Kicks.....	-.....	-.....	-
Blocked Kicks Allowed.....	1.....	1.....	0
Blocked Punts.....	-.....	-.....	-
Blocked Punts Allowed.....	1.....	1.....	0
Completion Percentage.....	13.....	4.....	0.707
Defensive TDs.....	-.....	-.....	-
Fewest Penalties.....	10.....	3.....	6
Fewest Penalties P/G.....	28.....	3.....	6.0
Fewest Penalty Yards.....	13.....	3.....	55
Fewest Penalty Yards P/G.....	29.....	3.....	55.0
First Downs Defense.....	4.....	3.....	14
First Downs Offense.....	32.....	3.....	28
Fumbles Lost.....	1.....	1.....	0
Fumbles Recovered.....	-.....	-.....	-
Kickoff Return Defense.....	6.....	1.....	13.0
Kickoff Returns.....	14.....	3.....	22.0
Net Punting.....	16.....	3.....	41.0
Passes Had Intercepted.....	1.....	1.....	0
Passes Intercepted.....	22.....	1.....	1
Passing Offense.....	2.....	2.....	481.0
Passing Yards Allowed.....	21.....	6.....	190.0
Passing Yards per Comp.....	7.....	1.....	16.59
Punt Return Defense.....	1.....	1.....	-1.0
Punt Returns.....	31.....	5.....	3.25
Red Zone Defense.....	1.....	1.....	0.0
Red Zone Offense.....	27.....	6.....	0.857
Rushing Defense.....	3.....	2.....	43.0
Rushing Offense.....	19.....	2.....	208.0
Sacks Allowed.....	1.....	1.....	0.0
Scoring Defense.....	2.....	2.....	3.0
Scoring Offense.....	1.....	1.....	59.0
Tackles for Loss Allowed.....	3.....	1.....	2.0
Team Passing Efficiency.....	2.....	2.....	225.62
Team Passing Eff. Defense.....	6.....	2.....	84.51
Team Sacks.....	21.....	6.....	2.0
Team Tackles for Loss.....	14.....	3.....	8.0
Time of Possession.....	49.....	8.....	25:43
Total Defense.....	7.....	3.....	233.0
Total Offense.....	1.....	1.....	689.0
Turnover Margin.....	10.....	2.....	+1
Turnovers Gained.....	33.....	2.....	1
Turnovers Lost.....	1.....	1.....	0
Winning Percentage.....	1.....	1.....	1.000

### O-LINE CONTINUITY A KEY

- Texas started the same five on its offensive line in 12 of 13 games last season. In 2018, Texas' starting offensive lineman missed just four combined games and the Horns used only three different starting combinations all season long.
- The 2018 and 2019 campaigns were vastly different from 2017, Tom Herman's first season as head coach, when UT was forced to use eight different starting offensive line combinations in 13 games.
- The Longhorns averaged 465.8 yards per game (289.3 pass/176.5 rush) and 35.2 points per game in 2019, both an increase from the team's 2018 totals of 411.3 ypg (258.2 pass/153.1 rush) and 31.07 ppg.
- The 2017 squad averaged 398.5 ypg (258.8 pass/139.6 rush) and 29.4 ppg.
- Three of Texas' five starters for the season opener against UTEP - Junior Angilau, Samuel Cosmi and Derek Kerstetter - all started at least 12 games last season, with the latter two starting all 13 games in 2019. Senior OL Denzel Okafor made his sixth career start, while Christian Jones made his first start on the Longhorns' offensive line.

### EAGLES READY TO FLY

- With 24 games played and eight starts under his belt thus far, junior WR Brennan Eagles is the most experienced member of the Texas receiver room this year. The wideout is also the unit's career leader in receptions (34) and receiving yards (592) and touchdowns (7).
- In the season opener against UTEP, Eagles made the most of the one pass he caught - securing a 35-yard touchdown pass from sophomore QB Casey Thompson in the third quarter.
- The Houston, Texas native caught multiple passes in 9-of-12 games last season, including a career-high six against Kansas.
- Eagles' best game of the season came early in the 2019 campaign, as he hauled in five passes for QB Sam Ehlinger for a career-high 116 yards and a touchdown.
- As a true freshman in 2018, Eagles made just one catch - a 35-yard reception against Tulsa - in 11 appearances.

### EAGLES VS. RECENT UT GREATS

- Eagles flew under the radar to an extent during the 2019 season when compared to the record-breaking numbers posted by former Longhorn and current Baltimore Raven Devin Duvernay, but historically speaking it was one of the best sophomore seasons by a receiver in school history.
- In total, Eagles caught 32 passes for 522 yards and six touchdowns during his second season on the Forty Acres. His 16.3 yards per reception led all Longhorns in 2019, while his six touchdowns were tied with Jake Smith for the second-most by a UT receiver.
- Five of Eagles' six receiving touchdowns covered at least 30 yards, with the longest two being a 55-yard score against then-No. 6 LSU and a 73-yard effort against Oklahoma State two weeks later.
- A look at Eagles' 2019 numbers vs. some of the top Longhorn WRs' sophomore seasons since 2000:

Name	Year	Rec	Yds	TD
Roy Williams.....	2001	67	836	5
B.J. Johnson.....	2001	41	539	4
Limas Sweed.....	2005	36	545	5
Quan Cosby.....	2006	45	525	2
Jordan Shipley.....	2007	27	417	5
Mike Davis.....	2011	45	609	1
Lil' Jordan Humphrey.....	2017	37	431	1
Collin Johnson.....	2017	54	765	2
Devin Duvernay.....	2017	9	124	0
<b>Brennan Eagles</b> .....	<b>2019</b>	<b>32</b>	<b>522</b>	<b>6</b>

### SPOTLIGHTING SMITH

- Sophomore WR Jake Smith produced a strong freshman campaign, despite battling for time in the slot with Devin Duvernay, who was one of the nation's top receivers in 2019. Smith, a Scottsdale, Ariz. native, caught 25 passes for 274 yards and six touchdowns.
- Smith's six receiving touchdowns were tied with Brennan Eagles for the second-most by a Longhorn in 2019, and are the second-most by a freshman in school history. Roy Williams (8 TD in 2000) is the only Longhorn with more receiving touchdowns as a freshman.
- Smith averaged a touchdown every 4.2 receptions during his first collegiate season. Compared to the 31 FBS receivers who caught at least 10 touchdown passes last season, Smith's 4.2 catch-to-touchdown ratio is better than all but two of them. Ohio State's Chris Olave (48 rec/12 TD) and LSU's Terrace Marshall Jr. (46 rec/15) are the only two with a better ratio in that group.
- Smith's six touchdown catches were tied for the fifth-most by an FBS freshman last season, and third-most among Power Five freshman.
- Smith hauled in six passes for 75 yards and two touchdowns against Rice last season. All three of those were career-high marks for Smith.
- His six receptions tied for the 10th-most in a game by a UT freshman and his two TD catches matched the UT freshman record. It was the seventh multi-TD outing for a freshman receiver in school history.
- Smith got back in the scoring column after a two-game absence when he caught a 10-yard TD pass from QB Sam Ehlinger in the first quarter against Kansas. Smith finished with four catches for 34 yards against KU.
- Smith was held out of the endzone in his next four appearances, but hauled in a 26-yard reception from QB Sam Ehlinger in Texas' win over Texas Tech on Nov. 29. Smith finished with three catches for 51 yards against the Red Raiders.

### MOST RECEIVING TOUCHDOWNS (SEASON - FRESHMEN)

Name	TDs	Year
1. Roy Williams.....	8.....	2000
2. <b>Jake Smith</b> .....	<b>6</b> .....	<b>2019</b>
3. Eight tied, last by Devin Duvernay & Collin Johnson.....	3.....	2016





# GAME NOTES

## TARIK COMES TO TEXAS

- WR Tarik Black, a graduate transfer from Michigan who was a three-time letterwinner (2017-19) for the Wolverines, adds a veteran presence to the UT receiver room after joining the Longhorns during the spring.
- He wasted no time making an impact in his debut as a Longhorn, catching five passes for 80 yards and one touchdown.
- It was the third 80-yard game of Black's collegiate career, but only played one full season due to injuries as a freshman and sophomore. He recorded 40 receptions for 507 yards and two touchdowns in his time as a Wolverine.
- Black, a Hamden, Conn. native, graduated from UM's College of Literature, Science and the Arts in May 2020.
- As a junior in 2019, Black appeared in 12 games with five starts. He caught 25 passes for 323 yards and one touchdown.
- Black played in the final six games of the 2018 season with one start after suffering a foot injury in fall camp. He made four catches for 35 yards in his limited time on the field.
- In 2017, Black's freshman year at Michigan, he started all three games in which he played before missing the remainder of the season due to injury. He posted 11 receptions for 149 yards and one touchdown.
- Black made his collegiate debut and first career start against Florida in the AdvoCare Classic, catching two passes for 83 yards and a touchdown.
- He competed in the 2017 U.S. Army All-American Bowl coming out of high school.

## JOSHUA MOORE'S RETURN TO ACTION

- After redshirting in 2019, sophomore WR Joshua Moore returned to competition in the season opener against UTEP with a dynamic performance, catching six passes for 127 yards and one touchdown. His six catches and 127 yards were both team-high marks against the Miners.
- Moore's touchdown came on the Longhorns' first offensive play of the season, as he covered 78 yards on a connection with senior QB Sam Ehlinger. It marked the first time since 2004 that UT scored a touchdown on its first offensive play of the season.
- Prior to 2020, Moore had played in six games during his collegiate career, making seven catches for 53 yards and a touchdown in that time.

## BACK TO SCHOOLER

- Senior WR Brenden Schooler, a graduate transfer from Oregon and Arizona, made his debut for Texas in the season opener against UTEP after arriving on campus midway through fall training camp.
- He caught two passes for 65 yards, and hauled in a 40-yard touchdown pass from QB Sam Ehlinger early in the second quarter.
- During his four-year career at Oregon, Schooler played in 41 games and earned Pac-12 All-Conference First Team honors in 2017 and 2018 for his contributions on special teams. He also caught 43 passes for 521 yards and four touchdowns.
- Schooler began his collegiate career at Oregon as a safety, starting 10 times as a true freshman. He finished second among Pac-12 freshmen with 74 tackles and had eight-or-more tackles on six occasions. Schooler tied for third among FBS freshman with a team-high four interceptions as well.

## KAI IS MONEY

- Sophomore WR Kai Money made headlines in the 2020 season opener, as he caught four passes for 26 yards and his first career touchdown - a six-yard pass from QB Sam Ehlinger in the waning seconds of the first half.
- Money's touchdown catch marked the first offensive TD by a Longhorn who joined the team as a walk-on since fullback Ahmard Hall caught a touch pass against Texas A&M in 2005.
- Former Longhorn safety Marcus Griffin also returned an interception for a score in 2007.

## THE INGRAM IMPACT

- Junior RB Keaontay Ingram rushed for 1,561 yards on 286 carries (5.5 ypc) and 10 touchdowns during his first two seasons on the Forty Acres. He also added 56 receptions for 412 yards and five touchdowns during that stretch.
- He is the first Longhorn since Jamaal Charles (2005-07) to rush for more than 1,500 yards during his first two seasons on the Forty Acres. Charles logged 1,709 rushing yards across the 2005 and 2006 campaigns.
- Ingram, who rushed for 708 yards as a true freshman and 853 yards as a sophomore, is the first Longhorn to rush for 700-plus yards in consecutive seasons since Malcolm Brown in 2013-14. Johnathan Gray (2012-13) was the last Longhorn to achieve the feat during his respective freshman and sophomore campaigns until Ingram.
- With another 700-yard season in 2020, Ingram can join UT greats Cedric Benson (2001-04), Vince Young (2003-05) and Jamaal Charles (2005-07) as the only Longhorns to rush for at least 700 yards in three consecutive seasons since 2000.
- Ingram opened 2020 with a team-leading 44 yards on nine carries (4.9 ypc) against UTEP.
- Ingram's success on the ground has been instrumental in Texas' success over the past two seasons. In games where Ingram carried the ball at least 10 times, Texas is 14-4 compared to 4-5 when he has fewer than 10 carries. The Horns are 3-1 when he carries the ball at least 15 times.
- Texas is 11-2 when Ingram rushes for at least 60 yards, compared to 8-7 when he is held under 60 yards.
- The Longhorns are 7-1 when Ingram hits the 80-yard mark on the ground and 5-0 when he rushes for at least 100 yards.
- Ingram's five career 100-yards games are the most among all active Longhorns, and the seventh-most by a UT player since 2000. A look at where he stands:

## MOST 100-YD RUSHING GAMES (ACTIVE LONGHORNS)

Name	Game(s)	Year
1. Keaontay Ingram	5	2018-pr.
2. Sam Ehlinger	2	2017-pr.
Roschon Johnson	2	2019-pr.

## MOST 100-YD RUSHING GAMES (SINCE 2000)

Name	Game(s)	Year
1. Cedric Benson	25	2001-04
2. D'Onta Foreman	15	2014-16
3. Malcolm Brown	11	2011-14
Jamaal Charles	11	2005-07
5. Vince Young	10	2003-05
6. Jonathan Gray	6	2012-15
7. Keaontay Ingram	5	2018-pr.
Joe Bergeron	5	2011-13
Chris Warren III	5	2015-17

## NCAA / BIG 12 IND. RANKINGS

CATEGORY	NCAA	BIG 12	VALUE
----------	------	--------	-------

### TARIK BLACK, WR

Receiving Yards Per Game	27th	5th	80.0
Receptions Per Game	32nd	7th	5.0

### ALFRED COLLINS, DL

Sacks	14th	3rd	1.0
-------	------	-----	-----

### CAMERON DICKER, K

Field Goal Percentage	25th	3rd	0.500
Field Goals Per Game	16th	3rd	1.0
Scoring	26th	7th	11

### SAM EHLINGER, QB

Completion Percentage	5th	4th	0.758
Completions Per Game	5th	2nd	25.0
Passing Efficiency	3rd	2nd	234.2
Passing Touchdowns	3rd	1st	5
Passing Yards	17th	2nd	426
Passing Yards Per Game	2nd	2nd	426.0
Passing Yards Per Comp	9th	2nd	17.04
Points Responsible For	6th	1st	30
Points Resp. For Per Game	1st	1st	30.0
Total Offense	3rd	2nd	438.0
Yards Per Attempt	4th	2nd	12.91

### D'SHAWN JAMISON, DB

Punt Returns	19th	4th	3.0
--------------	------	-----	-----

### JOSHUA MOORE, WR

All Purpose	26th	5th	127.0
Receiving Yards	32nd	1st	127
Receiving Yards Per Game	7th	1st	127.0
Receptions Per Game	16th	3rd	6.0
Yards Per Reception	31st	8th	21.2

### JOSEPH OSSAI, JACK

Total Tackles	45th	6th	8
---------------	------	-----	---

### DEMARVION OVERSHOWN, LB

Tackles For Loss	11th	1st	2.0
------------------	------	-----	-----

### BRENDEN SCHOOLER, WR

Yards Per Reception	2nd	1st	32.5
---------------------	-----	-----	------

### CASEY THOMPSON, QB

Points Resp. For Per Game	26th	6th	12.0
---------------------------	------	-----	------

### JOSH THOMPSON, DB

Interceptions Per Game	3rd	1st	1.0
Total Interceptions	5th	1st	1

### MARCUS TILLMAN JR., LB

Sacks	14th	3rd	1.0
-------	------	-----	-----

### MARCUS WASHINGTON, WR

Yards Per Reception	26th	7th	21.5
---------------------	------	-----	------

### JORDAN WHITTINGTON, WR

Yards Per Reception	21st	5th	22.5
---------------------	------	-----	------

*\*Must be in NCAA top-50 and Big 12 top-10 to be listed\**

# GAME NOTES

## WINNINGEST PROGRAMS

### BY VICTORIES

RK TEAM	W	L	T	PCT	YEARS
1. Michigan	962	346	36	0.729	142
2. Ohio State	924	326	53	0.729	131
3. <b>TEXAS</b>	<b>917</b>	<b>375</b>	<b>33</b>	<b>0.704</b>	<b>128</b>
4. Alabama	916	331	43	0.727	129
5. Notre Dame	910	326	42	0.728	134
6. Oklahoma	909	327	53	0.726	126
7. Nebraska	902	395	40	0.690	131
8. Penn State	898	393	41	0.690	134
9. USC	847	351	54	0.698	133
10. Tennessee	846	395	53	0.674	130

### BY WINNING PERCENTAGE

RK TEAM	W	L	T	PCT	YEARS
1. Michigan	962	346	36	0.729	142
2. Ohio State	924	326	53	0.729	131
3. Notre Dame	910	326	42	0.728	134
4. Alabama	916	331	43	0.727	129
5. Oklahoma	909	327	53	0.726	126
6. <b>TEXAS</b>	<b>917</b>	<b>375</b>	<b>33</b>	<b>0.704</b>	<b>128</b>
7. USC	847	351	54	0.698	133
8. Nebraska	902	395	40	0.690	131
9. Penn State	898	393	41	0.690	134
10. Tennessee	846	395	53	0.674	130

## MILESTONE VICTORIES

WIN	DATE	OPPONENT	SCORE
50	11/28/1901	Texas A&M	32-0
100	10/29/1910	Auburn	9-0
150	11/3/1918	Ream Flying Field	26-2
200	10/24/1925	Rice	27-6
250	10/28/1933	Rice	18-0
300	10/16/1943	Arkansas	34-0
350	11/24/1949	at Texas A&M	42-14
400	9/26/1958	at Tulane	21-20
450	11/28/1963	at Texas A&M	15-13
500	1/1/1970	vs. Notre Dame ^	21-17
550	10/25/1975	Rice	41-9
600	10/24/1981	at SMU	9-7
650	11/14/1987	TCU	24-21
700	10/21/1995	Virginia	17-16
750	10/20/2001	Colorado	41-7
800	1/4/2006	vs. USC !	41-38
850	11/20/2010	Florida Atlantic	51-17
900	9/15/2018	USC	37-14

^ Cotton Bowl

! Rose Bowl/BCS National Championship Game

### INGRAM PRIOR TO 2020

- As a sophomore in 2019, Ingram carried the ball 144 times for 853 yards and seven touchdowns. He also caught 29 passes for 242 yards and three touchdowns.
- His 853 rushing yards were the most by a Longhorn since D'Onta Foreman rushed for 2,028 yards in 2016 en route to winning the Doak Walker Award.
- Ingram is the first Longhorn to rush for at least 850 yards in a season and record at least 200 receiving yards since Cedric Benson (1,053 rush/203 rec) in 2001.
- His 29 receptions were the 10th-most by a UT running back in a season, and the most since Fozzy Whittaker caught 34 passes during the 2010 season.
- Ingram posted four 100-yard games on the ground in 2019, the most by a Texas underclassmen (freshman or sophomore) since D'Onta Foreman also produced four 100-yard games as a sophomore in 2015.
- His 100-yard outings came against three conference foes (Oklahoma State, Kansas, No. 16 Kansas State) and two top-20 opponents (No. 16 Kansas State, vs. No. 11 Utah).
- Ingram is the first UT player to run for at least 100 yards against three conference opponents in the same season since D'Onta Foreman in 2016.
- He carried the ball 21 times for 114 yards and caught one pass for 26 yards against Oklahoma State to post his first 100-yard outing as a sophomore.
- Ingram's outing against OSU made him the 53rd 1,000-yard rusher in Texas history. He joined QB Sam Ehlinger, who also surpassed 1,000 yards in the win over the Cowboys, as active Longhorns with at least 1,000 career rushing yards.
- His next came one month later against Kansas, where he logged 101 rushing yards on 14 carries (7.2 ypc) and scored a touchdown in UT's win over the Jayhawks.
- Two weeks later against No. 16 Kansas State, he improved his totals across the board, running for a career-high 139 yards on 16 carries (8.7 ypc) and scoring two touchdowns.
- Ingram totaled 114 of his 139 rushing yards on nine second-half carries (12.7 ypc). Thirty-four of those yards came on three carries (11.3 ypc) during Texas' final two scoring drives in the fourth quarter.
- His final 100-yard game of 2019 came in the Valero Alamo Bowl against No. 11 Utah, as he totaled 108 rushing yards on 13 carries (8.3 ypc) and one touchdown. Ingram also caught two passes for 26 yards and a touchdown against the Utes top-ranked defense.
- Earlier in the year, he logged his first career multi-touchdown game with two rushing touchdowns at Rice.
- As a true freshman in 2018, Ingram rushed for 708 yards on 142 attempts (5.0 ypc). He had five total touchdowns and caught 27 passes (No. 11 in school history by RB) for 170 yards.
- He was just the 10th freshman, and seventh true freshman, with a 700-yard rushing season in school history. His 708 yards were the sixth-best by a true freshman in Texas history.
- Prior to Ingram doing so, the last Longhorn freshman with a 700-yard rushing season was Johnathan Gray in 2012, who finished with 701 yards on 149 attempts.

### MOST RUSHING YARDS (SEASON - TRUE FRESHMEN)

Name	Yards	Year
1. Cedric Benson.....	1,053	2001
2. Ricky Williams .....	990	1995
3. Earl Campbell.....	928	1974
4. Jamaal Charles .....	878	2005
5. Malcolm Brown.....	779	2011
6. <b>Keaontay Ingram .....</b>	<b>708</b>	<b>2018</b>

### RUNNING WITH ROSCHON

- Sophomore RB Roschon Johnson logged 807 all-purpose yards (649 rush/158 rec) on 146 touches (123 rush/23 rec) during his first year at Texas.
- In Big 12 games, Johnson rushed for 485 yards on 92 carries (5.3 ypc) and scored seven touchdowns.
- He posted two 100-yard games on the ground, both coming against conference opponents.
- His first was a 121-yard effort on the road against West Virginia in October. In Morgantown, he averaged 5.8 yards per carry on 21 attempts and scored one touchdown. Johnson was named the Big 12 Newcomer of the Week for the first time in his career for his performance.
- His 121 rushing yards were the most by a Texas running back at the time since Chris Warren III ran for 166 against San Jose State on Sept. 9, 2017.
- Johnson's second 100-yard outing came in the regular-season finale against Texas Tech, where he totaled 105 rushing yards on 23 carries and scored three rushing touchdowns.
- Johnson was the only Big 12 competitor to rush for more than 100 yards and more than one touchdown during the final week of the regular season, helping him earn Big 12 Newcomer of the Week honors for a second time.
- Seven of Johnson's 23 carries (30.4%) resulted in either a first down or a touchdown against TTU.
- Johnson also rushed for 95 yards and a touchdown in the 2019 AT&T Red River Showdown, his first appearance against Oklahoma.
- His 95 rushing yards were the most by a Longhorn true freshman against the Sooners since Jamaal Charles logged 116 rushing yards in the 2005 Red River Showdown.
- Against OU, Johnson covered 70 yards in three plays (9 rec/57 rush/4 rush) and scored a touchdown to knot the game at 10-10 in the second quarter.
- The Port Neches, Texas native scored his first career touchdown on a 25-yard pass from QB Sam Ehlinger against Rice, and then notched his first rushing touchdown a week later against Oklahoma State in UT's Big 12 opener.
- Johnson was an early enrollee at quarterback for the Longhorns in 2019, but converted to the running back spot one week before the season opener against Louisiana Tech due to a slew of injuries to UT's backfield in training camp. He appeared in all 13 games and was one of three Longhorns to rush for more than 600 yards in 2019.
- He found the end zone for the Longhorns' lone rushing TD in the season opener against UTEP while averaging 4.8 yards per carry on eight rushes for 38 yards.

### MOST RUSHING YARDS (SEASON - TRUE FRESHMEN)

Name	Yards	Year
1. Cedric Benson.....	1,053	2001
2. Ricky Williams .....	990	1995
3. Earl Campbell.....	928	1974
4. Jamaal Charles .....	878	2005
5. Malcolm Brown.....	779	2011
6. Keaontay Ingram.....	708	2018
7. Jonathan Gray.....	701	2012
8. <b>Roschon Johnson .....</b>	<b>649</b>	<b>2019</b>
9. Johnny "Lam" Jones .....	624	1976

# GAME NOTES

## BREWER'S BREAKOUT

- Senior TE Cade Brewer emerged as an offensive weapon for the Longhorns in 2019, and has continued that in the opening stages of the 2020 season.
- In Texas' season opener against UTEP, Brewer tied his career high with three catches for 40 yards and one touchdown.
- In 2019, Brewer started the first eight games of the season, missed the next four due to injury, and returned for Texas' triumph over No. 11 Utah in the Valero Alamo Bowl.
- He caught 11 passes for 159 yards and one touchdown during his junior season.
- Brewer's 14.5 yards per reception ranked third among Longhorn receivers with at least 10 catches, trailing only WRs Brennan Eagles (16.3) and Collin Johnson (14.7).
- Brewer logged multiple catches on three occasions for UT in 2019, highlighted by a three-catch, 71-yard effort against Kansas. That night, he hauled in a 51-yard pass from QB Sam Ehlinger in the fourth quarter to help set up Texas' go-ahead touchdown with less than three minutes remaining in the game.
- Brewer's three catches, 71 yards and 51-yard reception all are the best single-game marks of his career thus far.
- The Austin, Texas native also caught multiple passes against Oklahoma State, and in the season opener vs. Louisiana Tech.
- Brewer is a two-time Academic All-Big 12 First Team selection, and was named to the 2017-18 Academic All-Big 12 Rookie Team.

## OSSAI'S EMERGENCE

- Junior JACK Joseph Ossai, a 2020 Bednarik Award candidate, continued to anchor Texas' defensive front, amassing eight tackles and one quarterback hurry in the 2020 season opener versus UTEP.
- Ossai helped the Longhorns hold UTEP to only 43 rushing yards on 33 carries (1.3 ypc) - Texas' best defensive effort against the run since 2018 vs. USC (-5 yards).
- In 2019, Ossai was one of Texas' most consistent performers, a year in which he started all 13 games, and led the Longhorns with 90 tackles, 13.5 tackles for loss, five sacks and nine quarterback hurries. He also intercepted two passes, forced one fumbled and blocked one kick.
- Ossai has registered at least eight tackles in 10 of his last 15 games, dating back to the 2019 Allstate Sugar Bowl win over No. 5 Georgia.
- The Conroe, Texas native made at least eight tackles in eight of UT's final 10 games last season, including a career-high 10 against TCU on Oct. 26. His eight eight-tackle performances were tied for the second-most by a Longhorn in a season since 2000.
- His first eight-tackle performance of the season came against Oklahoma State in Austin. It was the first of five-straight outings with at least eight tackles.
- Ossai's best performance as a sophomore came in the Valero Alamo Bowl against No. 11 Utah. There, he accumulated nine tackles (six solo), six tackles for loss and three sacks en route to earning Defensive MVP honors.
- His three sacks were the most by a Longhorn in a bowl game since Alex Okafor set the school record with 4.5 sacks in the 2012 Alamo Bowl vs. Oregon State.
- Ossai is the only FBS player over the last 20 seasons to record at least six TFLs and three sacks in a bowl game.
- The Conroe, Texas native received All-Bowl recognition from the Associated Press, ESPN and Sports Illustrated following his breakout performance.
- The 2019 Alamo Bowl marked his second-straight bowl game with at least eight tackles. He put together an eight-tackle game as a starter in the Allstate Sugar Bowl against No. 5 Georgia as a redshirt freshman in 2018. He is one of only four Longhorns to do so in consecutive bowl games since 2000.

- During his freshman season, Ossai appeared in 14 games, starting against Kansas and Georgia. He registered 20 total tackles (13 solo), one sack and one forced fumble.

## MOST GAMES WITH 8+ TACKLES (SEASON - SINCE 2000)

Name	Games	Year
1. Emmanuel Acho	9	2011
2. <b>Joseph Ossai</b>	<b>8</b>	<b>2019</b>
Jordan Hicks	8	2014
Malik Jefferson	8	2017
5. Steve Edmond	7	2014
Michael Griffin	7	2005

## STRONG AND STERNS

- Junior DB Caden Sterns has been an impact performer for the Longhorns since his arrival on campus. In that time, Sterns has logged 124 tackles (89 solo), 7.5 tackles for loss, two sacks, defended 10 passes, intercepted four and blocked one kick.
- Sterns played in nine games in 2019, competing in the first four games of the year and the final five. He missed UT's matchups against West Virginia, No. 6 Oklahoma, Kansas and TCU due to injury.
- Texas held its opponents under 25 points in seven of the nine games Sterns played in, including each of the last five games of the season. Three times Texas held its opponents under 15 points with Sterns in the lineup, highlighted by the Longhorns holding No. 11 Utah to just 10 points in the Valero Alamo Bowl.
- The Longhorns went 6-3 with Sterns on the field and 2-2 without him in 2019. They allowed 23.0 points per game when Sterns was in the lineup and 37.5 ppg during the four-game stretch when he was injured.
- In his shortened 2019 season, Sterns registered 58 tackles (43 solo), four tackles for loss and one sack. He posted at least five tackles in seven of nine appearances, including a career-high 12 tackles (10 solo) against Oklahoma State.
- He notched eight tackles, his first sack of the season, and two tackles for loss on the road against Iowa State.
- In 2018, Sterns was named the Big 12 Defensive Freshman of the Year, becoming the seventh Longhorn to earn the honor. Cory Redding (1999), Derrick Johnson (2001), Rodrique Wright (2002), Brian Orakpo (2005), Quandre Diggs (2011) and Malik Jefferson (2015) were the others.
- Sterns started all 13 games in which he played as a freshman, missing only the Allstate Sugar Bowl due to injury. He was the first UT true freshman defensive back to start the first 13 games of his career since Blake Gideon (13-straight starts) in 2008.
- He registered 62 total tackles, three tackles for loss four interceptions, four pass breakups and a blocked field goal.
- Sterns had two interceptions against TCU and was named Thorpe Award Player of the Week, as well as Big 12 Newcomer of the Week, for his effort.
- He was the first true freshman at UT with two interceptions in a game since DeShon Elliott (2015) and just the third ever (Chris Carter, 1993).
- Sterns also had interceptions against Tulsa and Baylor, while his blocked field goal against USC was returned for a touchdown by Anthony Wheeler.

## MOST INTERCEPTIONS (TRUE FRESHMEN)

Year	INT	Player
2018	4	Caden Sterns
2011	4	Quandre Diggs
1993	4	Chris Carter

## HERMAN'S REDSHIRTS

- Head coach Tom Herman and staff have used redshirts to their advantage over the past two seasons, as 60 Longhorns have preserved a year of eligibility during Herman's tenure thus far.
- A look at the scholarship players who have redshirted during Herman's first three seasons on the Forty Acres:

Kobe Boyce, DB	2017
<b>Samuel Cosmi, OL</b>	<b>2017</b>
Rob Cummins, DL	2017
<b>Montrell Estell, DB</b>	<b>2017</b>
<b>Reese Leitao, TE</b>	<b>2017</b>
Jordan Pouncey, WR	2017
<b>Ayodele Adeoye, LB</b>	<b>2018</b>
<b>Junior Angilau, OL</b>	<b>2018</b>
John Burt, WR	2018
<b>Daniel Carson, DL</b>	<b>2018</b>
Jamari Chisholm, DL	2018
<b>Keondre Coburn, DL</b>	<b>2018</b>
<b>Malcolm Epps, WR</b>	<b>2018</b>
<b>Rafiti Ghirmai, OL</b>	<b>2018</b>
<b>Christian Jones, OL</b>	<b>2018</b>
<b>Reese Moore, OL</b>	<b>2018</b>
<b>Moro Ojomo, DL</b>	<b>2018</b>
<b>Denzel Okafor, OL</b>	<b>2018</b>
<b>Casey Thompson, QB</b>	<b>2018</b>
<b>Byron Vaughns, LB</b>	<b>2018</b>
<b>Al'Vonte Woodard, WR</b>	<b>2018</b>
<b>Derrian Brown, RB</b>	<b>2019</b>
<b>Marques Caldwell, DB</b>	<b>2019</b>
<b>David Gbenda, LB</b>	<b>2019</b>
<b>Isaiah Hookfin, OL</b>	<b>2019</b>
<b>Tyler Johnson, OL</b>	<b>2019</b>
<b>Brayden Liebrock, TE</b>	<b>2019</b>
<b>Joshua Moore, WR</b>	<b>2019</b>
<b>Peter Mpagi, DL</b>	<b>2019</b>
<b>Josh Thompson, DB</b>	<b>2019</b>
<b>Marcus Tillman, Jr., LB</b>	<b>2019</b>
<b>Myron Warren, DL</b>	<b>2019</b>
<b>Kenyatta Watson II, DB</b>	<b>2019</b>
<b>Jordan Whittington, WR</b>	<b>2019</b>

**BOLD** indicates player on 2020 roster



# GAME NOTES

## TEXAS ATHLETICS HALL OF HONOR

• Thirteen former University of Texas student-athletes and one former coach have been selected for the next class of the Texas Athletics Hall of Honor. Plans for the induction ceremony have not yet been set, but the list of inductees are in for what is another spectacular class of Longhorn Legends.

• The 66th Men's Hall of Honor class includes:

**D.J. Augustin (Basketball, 2006-08)**, a consensus first-team All-American and first-team Academic All-American who earned the Bob Cousy Award as the nation's top point guard while guiding the Longhorns to the Elite Eight in 2007-08; **Jamaal Charles (Football, 2005-07; Track & Field, 2006-07)**, a three-time All-Big 12 selection on the gridiron and member of the 2005 National Championship team who ranks fourth on the UT all-time rushing list (3,328 yards) and is a four-time All-American and Big 12 100-meter champion on the track; **Brad Elder (Golf, 1995-98)**, a four-time All-American who won the 1997 Fred Haskins Award as the nation's top collegiate golfer and led the Longhorns to a third-place team finish at the 1995 NCAA Championship; **Jordan Shipley (Football, 2006-09)**, a two-time All-American who finished his career as the Longhorns' all-time leader in receptions (248) and ranked second in receiving yards (3,191) and TD catches (33); **David Thomas (Football, 2002-05)**, a three-time All-Big 12 selection who finished his career as UT's all-time leader among tight ends in receptions (98), receiving yards (1,367) and TD catches (15) and a member of the 2005 National Championship team; and **P.J. Tucker (Basketball, 2003-06)**, a second-team All-American and Big 12 Player of the Year who led the Longhorns to the Elite Eight in 2005-06.

• Vintage selections **Glenn Blackwood (Football, 1976-78)** and **Rick Bradley (Baseball, 1973-75)** in addition to Special Selection **Tom Penders (Basketball head coach, 1988-98)**, round out the men's class.

• The 21st Women's Hall of Honor class includes:

**Alexandria Anderson (Track & Field, 2006-09)**, a three-time NCAA individual champion and 20-time All-American who led the Longhorns to the 2006 NCAA Indoor team title; **Juliann Faucette Johnson (Volleyball, 2007-10)**, a three-time All-American, 2007 AVCA National Freshman of the Year and 2010 Big 12 Player of the Year who led Texas to three-straight NCAA Semifinals appearances; **Erika Hansen-Stebbins (Swimming & Diving, 1990-92)**, a two-time U.S. Olympic team member, an NCAA individual champion and nine-time All-American who guided UT to NCAA team titles in 1990 and 1991; **Kasey Moore Powers (Soccer, 2005-08)**, the only three-time United Soccer Coaches All-American in program history and a two-time Big 12 Defensive Player of the Year who led the Longhorns to four NCAA Tournament appearances, a pair of Big 12 tournament titles and the No. 1 ranking in the national polls for the only time in school history; and **Heather (Schreiber) Stark (Basketball, 2001-05)**, a four-time All-Big 12 selection and a 2004 Associated Press Honorable Mention All-American who helped Texas win two Big 12 regular-season titles, the 2003 Big 12 Tournament championship and advance to the 2003 Final Four.



### JAMISON IN RAREFIED AIR

• Junior DB D'Shawn Jamison is one of only five Longhorns to return both a punt and kickoff for a touchdown during his career.

• Jamison returned a kickoff 98 yards late in the fourth quarter of a 48-13 win over Rice in 2019, and a 90-yard punt return against Kansas State in 2018.

• He joined Raymond Clayborn, Quan Cosby, Jordan Shipley and Selvin Young as the only Longhorns to achieve both feats.

• The junior defensive back also continued to flash his return skills against Kansas last year, when he recovered a blocked PAT and returned it 90-plus yards for a defensive two-point conversion.

• Earlier in the 2019 season against West Virginia, Jamison picked off two passes and logged four tackles. Jamison is the fourth Longhorn to intercept two passes in a game during Tom Herman's tenure as head coach (DeShon Elliott, twice; Antwan Davis; Caden Sterns).

• He bagged his team-high third interception of the season at Iowa State. Jamison also made a career-high nine tackles.

• Along with his three interceptions, Jamison tallied 35 total tackles, 3.5 tackles for loss and one forced fumble.

• Jamison started nine games for the Longhorns as a defensive back in 2019.

### GRAHAM GETTING IT DONE

• Senior DL Ta'Quon Graham emerged last season as a force on the Texas defense. After starting in just two games prior to last year, he started all in 13 in 2019.

• Graham ranked second on the team last year in both sacks (3.5) and TFL (12.0) only trailing Joseph Ossai, and was second among defensive linemen in tackles with 31.

• Graham finished his season with one of his biggest games of the year, racking up four tackles, 2.5 tackles for loss and one sack in the Valero Alamo Bowl versus No. 11 Utah.

### CHRIS BROWN'S COMING OUT PARTY

• Senior DB Chris Brown had a breakout season in 2019, starting 10 times, logging 46 tackles (37 solo), three tackles for loss, breaking up two passes and intercepting one.

• Brown's 46 tackles were the fourth-most by a Longhorn last season. His tally came despite missing three games (Kansas, at TCU, No. 16 Kansas State) due to injury.

• Notched six tackles in three of the first four games of the season, doing so against Louisiana Tech, No. 6 LSU and Oklahoma State. Also recorded a tackle for loss and pass breakup against both Louisiana Tech and LSU.

• Logged his second career interception during Texas' win over Oklahoma State.

• Registered five tackles, including one for a loss, in the AT&T Red River Showdown against No. 6 Oklahoma.

• After returning from injury, Brown logged six tackles on the road against both Iowa State and No. 13 Baylor, and then a career-high nine tackles, all unassisted, against Texas Tech on senior day.

• Prior to 2019, Brown had registered just 15 career tackles (13 solo) and one tackle for loss in 25 appearances.

### DYNAMIC DEMARVION

• Junior DB DeMarvion Overshown has played in 18 games and made three starts during his collegiate career, including in the 2020 season opener vs. UTEP. He has registered 23 tackles (20 solo), nine tackles for loss, two sacks, broke up three passes, intercepted one and forced one fumble.

• Overshown earned Defensive Player of the Game honors from the UT coaching staff after Texas' 59-3 win over UTEP. He registered four total tackles (three solo) and two tackles for loss against the Miners.

• Overshown appeared in nine games and made starts against Kansas and at Baylor in 2019. He posted five tackles, two tackles for loss, one sack and one pass breakup against the Jayhawks during the first start of his career.

• Totaled 12 tackles (11 solo) and four tackles for loss over Texas' final four games of the 2019 season, including a five-tackle effort at Baylor.

### THOMPSON'S TIME

• Junior DB Josh Thompson has played in 27 career games with three starts at Texas. In that time, he has registered 49 total tackles (37 solo), two tackles for loss, broken up two passes and intercepted one.

• Thompson impressed in the 2020 season opener, bagging two tackles and his first career interception.

• Thompson's performance earned him a 92.2 grade from Pro Football Focus, the second-best among defensive backs nationally in week two of the season.

• Thompson played in 26 games during his first three seasons on the Forty Acres, but missed the final nine games of the 2019 season due to injury.

### ADIMORA ADDING TO DEFENSE

• Sophomore DB Chris Adimora, a second-year player in the secondary, has appeared in all 14 possible games during his collegiate career thus far. Adimora also earned his first career start in the 2020 season opener, starting at the SPUR position for defensive coordinator Chris Ash's defense.

• Adimora made six tackles, three of which were unassisted, against UTEP, helping the Longhorns hold the Miners to just 43 rushing yards on 33 carries (1.3 ypc). It was UT's best effort defensively against the run since 2018 vs. USC (-5 yards).

• In 2019, Adimora logged 10 tackles (7 solo), and broke up two passes. He logged a tackle and one pass breakup in the Valero Alamo Bowl vs. No. 11 Utah.

### COLLINS CRUSH

• Freshman DL Alfred Collins made an immediate impact in his collegiate debut, registering two tackles and a sack. Collins is the first Longhorn freshman to record a sack in his first game since Jackson Jeffcoat in 2010 vs. Rice.

• Collins, a Bastrop, Texas native, was an All-America, all-state and three-time all-district honoree at Cedar Creek High School. He was twice named his district's defensive lineman of the year, and was selected to participate in the 2020 All-American Bowl.

# GAME NOTES

## A FAMILY TRADITION

- Junior LB Cort Jaquess has been a figurehead for the success of Texas' walk-on program in recent years. He has appeared in 23 consecutive games, and started the last two for the Longhorns. His first career start came in the 2019 Valero Alamo Bowl vs. No. 11 Utah.
- Jaquess has registered five tackles in both games that he started. His five tackles against UTEP in the 2020 season opener were tied for the third-most on the team.
- The San Antonio native joined the Longhorns prior to the 2017 season. He redshirted his first year with the program, played in nine games on special teams in 2018 and was placed on scholarship during fall camp prior to the 2019 season.
- Since earning a scholarship, Jaquess has appeared in 14-straight games for UT, contributing both on special teams and at linebacker.
- Jaquess is the son of former Texas defensive end Jay Jaquess, who was a three-year letterman for the Longhorns (1986-88).

## BUSH PLACED ON SCHOLARSHIP

- Sophomore LB Jett Bush became the latest from Texas' walk-on program to earn a scholarship on Sept. 10, 2020, during a team meeting prior to the season opener.
- Bush, a Houston native, has appeared in 13 games during his time with the Longhorns, contributing primarily on special teams.

## DICKER THE KICKER

- Junior K Cameron Dicker has made 33 of his 45 career field goal attempts. He was 14-for-18 (78%) on field goal tries in 2019. His 18 makes in 2018 were the most by a freshman in UT history.
- Dicker converted on two field goals, including the game-winning 26-yard try as time expired, to help lift Texas to a 27-24 win over No. 16 Kansas State.
- It was the Longhorns' second-straight outing at Darrell K Royal-Texas Memorial Stadium that Dicker capped with a game-winning field goal as time-expired.
- He also did so with a 33-yard effort against Kansas to give the Horns a 50-48 win.
- Dicker is the only player in Texas history to record two walk-off plays during their career, both of which have come this season.
- The sophomore's clutch kick against K-State marked his third career game-winning field goal. His first was a 40-yard effort with nine seconds left that gave Texas a 48-45 win over No. 7 Oklahoma in the 2018 AT&T Red River Showdown.
- Dicker made both of his field goal tries against No. 6 Oklahoma in last year's edition AT&T Red River Showdown.
- He booted a 57-yard field goal against Rice on Sept. 14. It was the longest made kick by a Longhorn since Jeff Ward's 57-yarder at Texas A&M on Nov. 28, 1985.
- It is also tied for the longest field goal in the FBS this season. Illinois' James McCourt and Penn State's Jordan Stout both also made 57-yard tries on Sept. 14.
- He sent a 48-yard kick sailing through the uprights as time expired at the end of the first half against No. 13 Baylor on Nov. 23. His long-range kick put Texas on the board against the Bears and helped close the Longhorns' deficit to just four points at halftime.

## TEXAS' WALK-OFF WINS

- Cameron Dicker's 26-yard walk-off field goal against No. 16 Kansas State last year was the ninth last-second win in UT history and second of 2019. A look at the full list of Texas' game-winning plays as time expired:

• Brett Stafford to Tony Jones.....	Pass (18)
16-14 win over No. 15 Arkansas .....	1987
• Phil Dawson.....	50-yd FG
17-16 win over No. 14 Virginia.....	1995
• Kris Stockton .....	18-yd FG
44-41 win over Iowa State .....	1999
• Dusty Mangum .....	37-yd FG
38-37 win over Michigan.....	2004
• Ryan Bailey .....	40-yd FG
38-35 win over Oklahoma State .....	2007
• Hunter Lawrence.....	46-yd FG
13-12 win over No. 21 Nebraska.....	2009
• Justin Tucker .....	40-yd FG
27-25 win over Texas A&M .....	2011
• Cameron Dicker .....	33-yd FG
50-48 win over Kansas.....	2019
• Cameron Dicker .....	26-yd FG
27-24 win over No. 16 Kansas State.....	2019

\*Cameron Dicker's game-winning field goals came in consecutive home games. Before UT's last-second wins over Kansas and No. 16 Kansas State, the Longhorns had won only three of their first 675 home contests all-time on the game's final play, per ESPN Stats & Info.



Cameron Dicker

## SPECIAL FORCES



The Longhorns special teams units are called **Special Forces** and named after Frank Denius, who was one of the 10 most decorated soldiers to serve in World War II. Denius stormed Omaha Beach in Normandy at age 19.



The punt return unit is called **Posse**, as the unit must work together as a brotherhood. The unit honors 1959 Longhorn Hall of Honor inductee, Maj. Gen. Kearie Lee Berry, who survived the Bataan Death March and 40 months as a Prisoner of War during World War II.



The kickoff unit is named **Cobra Strike** after Operation Cobra. Denius served with the 230th Field Artillery Battalion during the operation that broke through German defenses that had pinned down Allied forces in Normandy for seven weeks following the D-Day landings.



The kickoff return unit is named **Six** in honor of a University of Texas graduate who served on SEAL Team Six but was killed in action in a 2011 helicopter crash. The unit's logo was designed by his best friend and depicts the Gold Squadron logo for which he was a member.



The punt unit is dubbed the **A-Team** in honor of former UT long snapper Nate Boyer. He served six years in the Green Beret Special Forces unit as part of Operational Detachment Alpha (ODA), also known as an SFOD-A or A-Team, prior to joining UT Football in 2010.



The field goal unit is named **Sniper**, as the kicker needs pinpoint accuracy to succeed. The unit is named in honor of proud Texan Chris Kyle, a Navy SEAL veteran who earned numerous medals during his tours in Iraq and regularly referenced his love of the Longhorns in his book 'American Sniper.'

## CLUTCH KICKS (SINCE 1995)

- **Nov. 9, 2019 vs. No. 16 Kansas State (Austin, Texas):** Cameron Dicker 26-yarder as time expired (W, 27-24).
- **Oct. 19, 2019 vs. Kansas (Austin, Texas):** Cameron Dicker 33-yarder as time expired (W, 50-48).
- **Oct. 6, 2018 vs. No. 7 Oklahoma (Dallas, Texas):** Cameron Dicker 40-yarder with nine seconds left in the AT&T Red River Showdown (W, 48-45).
- **Oct. 29, 2016 vs. No. 8 Baylor (Austin, Texas):** Trent Domingue 39-yarder with 46 seconds left (W, 35-34).
- **Oct. 18, 2014 vs. Iowa State (Austin, Texas):** Nick Rose 21-yarder with three seconds left (W, 48-45).
- **Nov. 24, 2011 at Texas A&M (College Station, Texas):** Justin Tucker 40-yarder as time expired (W, 27-25).
- **Dec. 5, 2009 vs. No. 21 Nebraska (Arlington, Texas):** Hunter Lawrence 46-yarder as time expired in Big 12 Championship Game (W, 13-12).
- **Nov. 3, 2007 at Oklahoma State (Stillwater, Okla.):** Ryan Bailey 40-yarder as time expired (W, 38-35).
- **Oct. 21, 2006 at No. 17 Nebraska (Lincoln, Neb.):** Ryan Bailey 22-yarder with 23 seconds left (W, 22-20).
- **Jan. 1, 2005 vs. No. 13 Michigan (Pasadena, Calif.):** Dusty Mangum 37-yarder as time expired in Rose Bowl (W, 38-37).
- **Oct. 30, 1999 at Iowa State (Ames, Iowa):** Kris Stockton 18-yarder as time expired (W, 44-41).
- **Nov. 27, 1998 vs. No. 6 Texas A&M (Austin, Texas):** Kris Stockton 24-yarder with five seconds left (W, 26-24).
- **Nov. 7, 1998 vs. Oklahoma State (Austin, Texas):** Kris Stockton 29-yarder with three seconds left (W, 37-34).
- **Oct. 21, 1995 vs. No. 14 Virginia (Austin, Texas):** Phil Dawson 50-yarder as time expired (W, 17-16).

# GAME NOTES

## LONGHORNS IN THE NFL

### ACTIVE TEAM

Calvin Anderson	Denver Broncos
Andrew Beck	Denver Broncos
Kris Boyd	Minnesota Vikings
Malcolm Brown	Los Angeles Rams
Malcom Brown	New Orleans Saints
Michael Dickson	Seattle Seahawks
Quandre Diggs	Seattle Seahawks
Devin Duvernay	Baltimore Ravens
DeShon Elliott	Baltimore Ravens
Poona Ford	Seattle Seahawks
Marquise Goodwin #	Philadelphia Eagles
Jordan Hicks	Arizona Cardinals
Holton Hill	Minnesota Vikings
Trey Hopkins	Cincinnati Bengals
Lil'Jordan Humphrey^	New Orleans Saints
Malik Jefferson	Los Angeles Chargers
Collin Johnson	Jacksonville Jaguars
Brandon Jones	Miami Dolphins
P.J. Locke III^	Denver Broncos
Colt McCoy	New York Giants
Alex Okafor	Kansas City Chiefs
Charles Omenihu	Houston Texans
Adrian Phillips	New England Patriots
Hassan Ridgeway	Philadelphia Eagles
Malcolm Roach	New Orleans Saints
Zach Shackelford^	Tampa Bay Buccaneers
Geoff Swaim	Tennessee Titans
Justin Tucker	Baltimore Ravens
Kenny Vaccaro	Tennessee Titans
Connor Williams	Dallas Cowboys

### HEAD COACHES TEAM

Kyle Shanahan	San Francisco 49ers
---------------	---------------------

### ASSISTANT COACHES TEAM

Jerry Gray	Green Bay Packers
Richard Hightower	San Francisco 49ers

# opted out of 2020 season // ^ practice squad

\*List last updated on Sunday, Sept. 20\*

## HERMAN'S UT NFL DRAFT PICKS

Name, Pos.	Team	Round	Year
Kris Boyd, DB	Vikings	7th	2019
Michael Dickson, P	Seahawks	5th	2018
Devin Duvernay, WR	Ravens	3rd	2020
DeShon Elliott, DB	Ravens	6th	2018
Malik Jefferson, LB	Bengals	3rd	2018
Collin Johnson, WR	Jaguars	5th	2020
Brandon Jones, DB	Dolphins	3rd	2020
Charles Omenihu, DL	Texas	5th	2019
Connor Williams, OL	Cowboys	2nd	2018

### FIRST TIMERS

- Six Longhorns made their first career starts at Texas in the 2020 season opener, with five of those coming on the offensive side of the ball.
- The Longhorns who made their first UT start were DB Chris Adimora, WR Tarik Black, RB Roschon Johnson, OL Christian Jones, WR Joshua Moore and WR Jordan Whittington.
- Nineteen players played in their first game at Texas during the season opener.

### LONGHORNS IN THE NFL

- Currently, the Texas Football program has 29 former players on NFL rosters, including five from its 2019 team.
- Of the 29 Longhorns on rosters this season, four have been selected to the Pro Bowl at least once. Free agent safety Earl Thomas leads all Longhorns historically with seven Pro Bowl selections in his decade-long professional career.
- During Tom Herman's stint as Texas head coach, the Longhorns have had nine players picked in the NFL Draft, including three in 2020. That ranks as UT's best three-year stretch of producing NFL Draft talent since 10 Longhorns were drafted from 2011-13.
- In 2020, the Miami Dolphins selected Brandon Jones with the 70th overall pick (third round) and made him the first Longhorn off the board. Wide receiver Devin Duvernay followed shortly thereafter, being selected by the Baltimore Ravens with the 92nd overall pick (third round). Duvernay's fellow receiver, Collin Johnson, completed UT's trio of NFL Draft picks when he was selected by the Jacksonville Jaguars with the 165th overall pick (fifth round).
- Duvernay and Johnson's selections marked the first time Texas had two offensive players selected in the same draft since 2010, when WR Jordan Shipley and QB Colt McCoy were taken with back-to-back picks in the third round.
- The trio's teammates, DL Malcolm Roach and OL Zach Shackelford, signed with the New Orleans Saints and Tampa Bay Buccaneers, respectively, as undrafted free agents following the 2020 NFL Draft.
- All five Longhorns to join the NFL in the spring were team captains at Texas last season. Duvernay, Johnson, Jones and Roach all made their team's respective 53-man rosters this fall.

### AGAINST THE NATION'S BEST

- Texas holds a unique distinction as the only team in the country to face each of the past three Heisman winners and No. 1 overall picks in the NFL Draft (Baker Mayfield, 2017; Kyler Murray twice, 2018; Joe Burrow, 2019).
- The Longhorns are only the fifth team to face the Heisman Trophy winner in three consecutive seasons since 2000 (Kansas State and Colorado, 2001-03; UCLA, 2002-05; Chattanooga, 2008-10). UT is the only school of that group to face three-straight Heisman Trophy winners who also went on to be the No. 1 overall pick in the NFL Draft.
- Senior QB Sam Ehlinger started all four of those games for UT. He completed 97-of-157 passes for 1,342 yards (335.5 ypg), nine touchdowns and only one interception. He also carried the ball 75 times for 280 yards (70.0 ypg) and seven touchdowns.
- In his four matchups opposite the eventual Heisman-winning quarterback, Ehlinger averaged 405.5 yards of total offense and four total touchdowns per game.

### THE NATION IS WATCHING

- Five of Texas' games in 2019 garnered huge television audiences. ABC's featured telecast, "Saturday Night Football", broadcasted both the LSU and Oklahoma State games and brought in ABC/ESPN's largest viewership for that weekend in each of those games. When totaled with an Oct. 5 matchup at West Virginia, UT's three games on ABC last season recorded a combined 15.7 million viewers.
- Dating back to 2018, the Longhorns have had 10 games pull in audiences of three million or more viewers. Including an audience of 13.3 million tuning in to the Allstate Sugar Bowl (ESPN) and 10.3 million viewers watching the Big 12 Championship game (ABC), those 10 games over the past two seasons have tallied a total of 64.3 million viewers. Six of those 10 broadcasts were the respective network's top-rated game of the weekend. The 2019 Alamo Bowl was the second-highest rated non-New Year's Six bowl game.

### TEXAS' TOP-RATED TV BROADCASTS (SINCE 2018)

Date	Game (Network)	TV Households
12/31/19	vs. Utah (ESPN)	5.6 million
10/12/19	vs. Oklahoma (FOX)	7.2 million*
10/5/19	at West Virginia (ABC)	3.2 million
9/21/19	Oklahoma State (ABC)	3.8 million*
9/7/19	LSU (ABC)	8.7 million*
1/1/19	vs. Georgia (ESPN)	13.3 million
12/1/18	vs. Oklahoma (ABC)	10.3 million
10/27/18	at Oklahoma State (ABC)	3.6 million*
10/6/18	vs. Oklahoma (FOX)	5.6 million*
9/15/18	USC (FOX)	3 million*

### SHINING ON THE BIGGEST STAGE

- Texas has long been one of the nation's best when competing on college football's biggest stages. A look at where the Longhorns rank among the nation's elite during the BCS/New Year's 6/College Football Playoff eras (since 1998/min. 5 appearances):

School	Record	Last App.	Win %
LSU	7-1	2019	0.875
<b>Texas</b>	<b>4-1</b>	<b>2018</b>	<b>0.800</b>
USC	7-2	2017	0.778
Florida	7-2	2019	0.778
Ohio State	11-6	2019	0.647
Clemson	7-4	2019	0.636
Oregon	5-3	2019	0.625
Alabama	9-6	2018	0.600
Penn State	3-2	2019	0.600
Miami (FL)	3-2	2017	0.600
Georgia	5-4	2019	0.556
Wisconsin	4-4	2019	0.500
Stanford	3-3	2016	0.500
Auburn	2-3	2018	0.400
Florida State	4-7	2016	0.364
Oklahoma	5-9	2019	0.357
Michigan	2-5	2018	0.286
Virginia Tech	1-5	2012	0.167
Notre Dame	0-6	2018	0.000

### TEXAS' BCS/NY6 BOWL GAMES (SINCE 1998)

Year	Bowl Game (Opponent)	Result
2004	Rose Bowl (Michigan)	W, 38-37
2005	Rose Bowl (USC) *	W, 41-38
2008	Fiesta Bowl (Ohio State)	W, 24-21
2009	BCS Nat'l Championship (Alabama) *	L, 21-37
2018	Sugar Bowl (Georgia)	W, 28-21

\*indicates BCS National Championship Game



# GAME NOTES

## CAMPBELL-WILLIAMS FIELD DEDICATION

• At the request of the Jamail family, Joe Jamail Field has been renamed in honor of Longhorn Legends and Heisman Trophy winners Earl Campbell (1974-77) and Ricky Williams (1995-98).

• Campbell, the famed “Tyler Rose,” holds a special place in The University of Texas and state of Texas’ football history. As a senior at UT in 1977, Campbell became the first Longhorn to win the Heisman Trophy after he rushed for 1,744 yards – a Southwest Conference record that stood for 16 years – and 19 touchdowns. He led the nation in rushing and scoring, and posted a pair of 200-yard games on the road against Texas A&M (222 yards) and SMU (213 yards). Campbell also set a Texas record for 100-yard rushing games that season (10).

• Williams, a San Diego native, completed his UT career with 21 NCAA and 46 school records under his name en route to becoming Texas’ second Heisman Trophy winner in 1998. He was a three-time first-team all-conference pick, a two-time Big 12 Offensive Player of the Year and only the second player to twice win the Doak Walker Award (nation’s top running back). Williams’ career culminated in his final home game, on the field now named in his honor, when he surpassed Tony Dorsett’s 22-year-old NCAA rushing record.

• The field at Darrell K Royal-Texas Memorial Stadium was originally named after Joe Jamail in 1997 to honor the lifelong Longhorn’s immense contributions to The University of Texas’ athletic department.

## FIVE OF COLLEGE FOOTBALL’S BEST

• In January, ESPN unveiled its list of the 150 greatest players in college football history. That list featured five Longhorns, all of whom ranked among the top-85 players of all-time, as voted on by a panel of 150 media members, college administrators, and former coaches and players.

• The five Longhorns featured were RB Earl Campbell (No. 7), LB/G Tommy Nobis (No. 54), RB Ricky Williams (No. 57), QB Bobby Layne (No. 75) and QB Vince Young (No. 81).

• Texas was joined by Ohio State and Pitt as the only programs to feature five players in the top-85.

• Campbell and Williams, the Longhorns’ two Heisman Trophy-winning running backs, made UT one of seven programs to place two running backs in the top-60.

• ESPN’s note on each of the five Longhorns featured on the list of college football’s 150 greatest players:

### No. 7 | Earl Campbell | RB | 1974-77

“Darrell Royal won a fierce recruiting battle for the Tyler (Texas) Rose, as Campbell would become known. Campbell rushed for 2,046 yards in his first two seasons in Austin. Bedeviled by hamstring problems and 20 pounds of extra weight, Campbell struggled as a junior. He missed three games and never showed that downhill beer-truck style that made him so dangerous. Campbell got healthy, lost the 20 pounds, and -- under new head coach Fred Akers -- rushed for 1,744 yards, 6.5 yards a time. He won the 1977 Heisman Trophy vote in a runaway, like a beer truck going downhill.”

### No. 54 | Tommy Nobis | LB/G | 1963-65

“After watching Nobis suffocate Heisman Trophy-winning quarterback Roger Staubach in a 28-6 victory over Navy in the 1964 Cotton Bowl, Army coach Paul Dietzel called Nobis “the finest linebacker I’ve ever seen in college.” Nobis was the only sophomore starter on Texas’ 1963 national championship team -- and he still played both ways, at linebacker and guard, after the rules were changed in 1964 to allow two-platoon football. As a junior, Nobis made one of the most famous tackles in Orange Bowl history, stopping Alabama’s Joe Namath at the goal line on fourth-and-inches to preserve UT’s 21-17 decision. Nobis was a two-time All-American in 1964 and ‘65, averaged nearly 20 tackles per game and won the Outland Trophy and Maxwell Award as a senior.”

### No. 57 | Ricky Williams | RB | 1995-98

“After Williams surprised nearly everyone by announcing he would return for his senior season, instead of entering the NFL draft, newly hired Longhorns coach Mack Brown said, “We have just had a successful recruiting class. This is our first signee. He’s the best football player in the country returning next year.” Williams was exactly that during the 1998 season, winning the Heisman Trophy, Maxwell Award and Walter Camp Player of the Year Award. He left Texas as the NCAA’s all-time leading rusher with 6,279 yards and posted three consecutive 1,000-yard seasons. He set 21 NCAA records, including all-purpose yards (7,206) and rushing touchdowns (72). The two-time unanimous All-American is the only player in FBS history with consecutive 300-yard rushing games.”

### No. 75 | Bobby Layne | QB | 1944-47

“Layne was so good as a freshman at Texas that another heralded recruit, future Pro Football Hall of Famer Y.A. Tittle, transferred to LSU after only two weeks of preseason camp. Layne led the Longhorns to within one point of a Southwest Conference title as a freshman and returned from the Merchant Marines the next season to win an SWC championship. In the 1946 Cotton Bowl, Layne completed 11 of 12 passes, rushed for three touchdowns, passed for two and caught another one in a 40-27 victory over Missouri. As a senior, he guided UT to a 10-1 record and 27-0 shutout of Alabama in the Sugar Bowl.”

### No. 81 | Vince Young | QB | 2003-05

“Young won his final 20 games at Texas but is synonymous for one moment in time: his fourth-down touchdown run with 19 seconds left in a 41-38 victory over USC in the 2006 Rose Bowl, which gave the Longhorns their first national title in 35 years. It was one of the greatest individual performances in the sport’s history: 267 passing yards and 200 rushing yards to end USC’s 34-game winning streak and deny the Trojans a third straight national title. In 2005, Young became the first FBS player to throw for more than 3,000 yards and rush for more than 1,000 yards in a season. He finished as the Heisman runner-up. A year earlier, he was the Rose Bowl MVP after running for 192 yards and four touchdowns while passing for 180 yards and another score in a 38-37 win over Michigan.”

## 2020 HEALTH & SAFETY MEASURES

- The University of Texas has implemented a number of health and safety measures this season to help best ensure the health and safety of all student-athletes, coaches, staff and those attending Texas Athletics contests this fall.
- All fans and staff will be required to wear a face covering that covers the nose and mouth completely. Face coverings are not a substitute for social distancing and fans will be seated or situated at a safe distance between their party and other fans while inside and outside of DKR-Texas Memorial Stadium.
- Public tailgating in and around the University of Texas campus will be prohibited for the 2020 season including Tailgate Guys turnkey tailgating packages.
- Fans will be required to enter at the assigned gate listed on their mobile ticket.
- Social distancing markers will be placed at gate entry and strictly enforced to allow for social distancing.
- Installing Attis Clean hand sanitizer kiosks throughout the stadium including 225 dispenser trees throughout our venues.
- Texas Athletics pregame activations including Bevo Blvd., Smokey’s Midway, and Longhorn City Limits will not take place this season. This includes popular elements such as the Stadium Stampede team arrival, Bevo Parade, and headlining concerts on the LBJ Lawn. • The Frank Denius Family University of Texas Athletics Hall of Fame will not be accessible this fall, including on gamedays during the 2020 season.
- Eliminating most on-field gameday elements including marching band performances, Hook ‘Em Herd, and other on-field promotions.
- Expanding the team area benches on the field will provide additional protection for our student-athletes and team personnel.
- Education and information sessions provided to each team, along with guidebooks for all policies and procedures; medical personnel are available to meet individually with any student-athlete at his/her request.
- Mandatory daily symptom screening for all student-athletes, coaches, and staff to assist in early identification of those who may be ill. That on-line form is filled out every morning and once they are cleared they report to campus to check-in at the North End Zone area of the stadium and must clear a temperature check as well before proceeding to the facilities.
- In-season proactive community testing will exceed minimum standards set by the NCAA; in-season testing of all sports in fall competitions will occur three times weekly at a minimum, and out-of-season sports, will be subject to proactive community testing at least once per week. Proactive community testing will occur within 24 hours of competition in all fall sports.
- Immediate contact tracing is performed for all presumed positives (do not await positive result); contact tracing performed in consultation with campus health officials.
- A third-party testing agency/lab and campus health assist in proactive community testing; sports medicine personnel perform sample collection, while St. David’s Health Care personnel provide quality assurance; clinical testing of symptomatic individuals performed in collaboration with University Health Services and UT Health Austin.
- Student-Athletes with confirmed COVID-19 infections are isolated per CDC guidelines, undergo cardiac evaluation, and if cleared, gradually phased back into activity. Contact tracing for those student-athletes takes place as well.
- In regards to the COVID-19 concerns relating to myocarditis, rigorous heart screening procedures — including an EKG, echocardiogram, and cardiac MRI — are in place for all student-athletes that test positive and must be cleared before returning to activity.



# GAME NOTES

## BOBBY DILLON HEADED TO CANTON

- Texas Football legend Bobby Dillon is part of the Pro Football Hall of Fame's Centennial Class of 2020. Dillon is the fourth Longhorn to be enshrined in the Pro Football Hall of Fame, joining Bobby Layne (Class of 1967), Tom Landry (Coach – Class of 1990) and Earl Campbell (Class of 1991).
- In addition to the four Longhorn Lettermen mentioned, UT graduate Tex Schramm is another former Longhorn enshrined in the Pro Football Hall of Fame. Schramm, while not a student-athlete at Texas, graduated from the University with a degree in journalism in 1947.
- In 1951, Dillon became the 11th Longhorn to earn first-team All-America honors. He earned recognition from the Associated Press and Football Writers Association of America that season. He was also a team captain and All-Southwest Conference honoree during his final season on the Forty Acres.
- Dillon finished his UT career with 13 interceptions, and his career total of 190 interception return yards stood as a school record for 44 years (1951-1995). He was a three-year letterman in football (1949-51) and twice lettered in Track & Field (1950-51) at Texas. Dillon was a member of both the Longhorns' 1950 SWC Champion football and track & field teams.
- After concluding his collegiate career, Dillon was selected by the Green Bay Packers in the third round (28th overall) of the 1952 NFL Draft. He played for the Packers from 1952-59, appearing in 92 games, and retired at the conclusion of Vince Lombardi's first season as head coach in Green Bay. Lombardi, just months into his tenure in Green Bay, called Dillon the best player in the league at his position and labeled him as one of three untouchables on his 1959 roster, per Packers.com.
- Dillon was selected to at least one All-Pro team in six straight seasons (1953-58) and was a Pro Bowler from 1955-58. His four-year run of Pro Bowl selections was the longest streak by a Longhorn for decades before Earl Thomas made five from 2012-16.
- Dillon was inducted into the Texas Athletics Hall of Honor in 1972 and later the Texas Sports Hall of Fame (1996) and Texas High School Sports Hall of Fame (2001). The Longhorn Legend passed away on Aug. 22, 2019, at his home in Temple, Texas. He was 89.

## 'YOU SEE US DIFFERENTLY'

- In advance of the 2020 football season, the Big 12 Conference released its public service announcement (PSA), You See Us Differently. In an ongoing effort to confront racism and social injustice, Big 12 student-athletes lent their voices to a series of 30- and 60-second ads.
- 'You See Us Differently' illustrates how millions of fans come together to cheer for and support the student-athletes of their favorite teams when on the field, and yet some fans still don't see those same student-athletes as equal off the field.
- Since May, the Big 12 and its member institutions have worked to create, administer and execute a multi-faceted diversity and inclusion plan. Beyond the PSA campaign, other activities include:
  - Chief Diversity Officers: Comprised of senior campus executives representing each of the 10 member institutions to enhance the experience of black student-athletes.
  - Black Student-Athlete Council: One male and one female student-athlete from each campus works hand-in-hand with the Chief Diversity Officer on diversity and inclusion efforts and programs.
  - Voter Registration: Development of a voter registration program with built-in accountability mechanisms and resources that ensure student-athletes have every opportunity to cast a ballot.
  - Internship Program: Initiating a new program that pairs student-athletes of color with corporate opportunities.
  - Uniforms: Option for teams to include a Conference approved and uniformed social justice/unity game-jersey patch or helmet sticker, and slogans on warm-up shirts. Additionally, a Big 12-branded unity helmet sticker will also be featured.
  - Unity Messages: Each campus will incorporate a Unity Message into its pre-game run of show. Messages can include PA announcements, and student-athlete videos, which will run prior to the start of competition.
  - Over 40 football student-athletes are featured in the You See Us Differently spots. Separate ads will be produced in the voices of women's basketball, men's basketball and Olympic sport Big 12 athletes. The Conference will use the majority of its PSA inventory to air these ads during the athletic year and will also create football sport specific ads for each member institution. These ads will run during broadcast of Big 12 Conference controlled inventory on ESPN/ABC and FOX platforms, and Big 12 Now on ESPN+.



# COACHING STAFF



## TOM HERMAN



### HEAD COACH

A Texas Ex and former University of Texas graduate assistant with deep ties to the state of Texas, Tom Herman was named the 30th Head Football Coach at The University of Texas on Nov. 26, 2016. He is wrapping up his third season at UT in 2019 and his fifth season overall as a head coach.

He has amassed 25 wins at Texas so far, the third-most by a head coach in his first three seasons at UT. Herman's 25-15 record is also a nine-win improvement on Texas' record from the three years prior to his arrival (16-21) in Austin. That ranks as the second-best improvement by a Longhorn head coach during his first three seasons in charge (12 wins, Darrell Royal - 1957-59).

Herman led the Longhorns to a 8-5 mark in 2019, marking his third-straight winning season at the helm in Austin. The Texas head coach has led his teams to bowl games in all three seasons at UT and in all five season overall as a head coach. Nine Longhorns earned All-Big 12 recognition under Herman in 2019 with WR Devin Duvernay and OL Zach Shackelford both collecting first-team honors. DB Brandon Jones and OL Samuel Cosmi both were named second-team performers.

QB Sam Ehlinger became only the third Longhorn to surpass 4,000 yards of total offense in a season, joining Longhorn Legends Vince Young (2005) and Colt McCoy (2008) in that exclusive club. Ehlinger has totaled 39 touchdowns in 2019, the third-most in school history. The offense ranked 17th nationally in scoring offense, 14th in total offense and converted third downs at the seventh-best rate of any team in the FBS.

Texas surrendered the fewest turnovers of any Big 12 team. The Horns also were a top-10 team offensively in the red zone. On defense, the Longhorns stuffed opponents on fourth down and turned opponents over 19 times. UT's plus-five turnover margin ranked 33rd nationally and the Longhorns were a top-20 team in the country defensively on fourth downs.

In 2018, Herman led his Longhorns to a 10-4 mark, Sugar Bowl victory and a Big 12 Championship Game appearance in just his second season at the helm. The 2019 Allstate Sugar Bowl marked Herman's second appearance in a NY6 Bowl Game in just four seasons. DE Charles Omenihu was named Big 12 Defensive Lineman of the Year, while S Caden Sterns was UT's seventh all-time Big 12 Defensive Freshman of the Year. In total, 18 Longhorns garnered All-Big 12 recognition, including four on the first team. In all, 10 players went on to an NFL opportunity, including draft picks Omenihu and CB Kris Boyd.

QB Sam Ehlinger became the only player in UT history to pass for at least 25 touchdowns and rush for at least 15 in a season, while the Longhorns controlled the ball and kept it secure in 2018. The offense ranked 22nd in the nation in time of possession despite playing in the fast-paced Big 12, along with being 12th in total first downs. Texas was also tied for 15th in turnover margin at plus-nine, and tied for fourth in turnovers lost with just 11. The offense had a stretch of 295 total plays, including three straight full games without a turnover, leading to a total of five turnover free games for the season. On defense, Texas continued in its strengths of strong red zone defense, ranking 17th nationally, and stopping the run, allowing just 131.4 yards per game to rank 28th.

In his first season at Texas, Herman guided the Longhorns to a 7-6 record and a victory in the Academy Sports + Outdoors Texas Bowl over Missouri. Both P Michael Dickson and S DeShon Elliott were named unanimous All-Americans, with Dickson becoming UT's first-ever winner of the Ray Guy Award.

Seven players were named All-Big 12 and 14 were named to the Academic All-Big 12 teams. Linebacker Malik Jefferson was named Big 12 Conference Co-Defensive Player of the Year, defensive lineman Poona Ford was named the Big 12 Conference's Defensive Lineman of the Year, and punter Michael Dickson was named Big 12 Conference Special Teams Player of the Year for the second straight season. Elliott joined the trio of players of the year as a unanimous first team All-Big 12 selection.

Texas was stout defensively, finishing third nationally in third-down defense (.271) and seventh nationally in fourth-down defense (.300). The Longhorns finished eighth nationally in rushing defense (106.8 ypg) and 41st in total defense (365.6), after finishing the 2016 season 76th and 94th, respectively. UT had eight non-offensive touchdowns (five interceptions, two fumble returns, one punt return) in 2017 after not recording any during the previous season.

Herman saw 12 players earn an opportunity in the NFL following his first season, including four Longhorns being selected in the 2018 NFL Draft. Offensive lineman Connor Williams was taken in the second round by the Dallas Cowboys, Jefferson went in the third round to the Cincinnati Bengals, Dickson was selected in the fifth round by the Seattle Seahawks and Elliott was drafted by the Baltimore Ravens in the sixth round.

Herman came to Texas after compiling a 22-4 record in two seasons at Houston, the fourth-best record in the FBS in that span. His first season as head coach at Texas will mark his 14th spent in the state of Texas out of 20 years coaching on the collegiate level. That includes his time as a graduate assistant at UT (1999-2000), where he earned a master's degree in education.

Following his first season at UH, Herman was named a finalist for the Eddie Robinson and Bear Bryant Coach of the Year Awards, while also being chosen as the Football Writers Association of America's First-Year Coach of the Year and the American Athletic Conference's Co-Coach of the Year.

### THE HERMAN FILE

#### PERSONAL

Hometown ..... Simi Valley, California  
College ..... Cal Lutheran (1997), Texas (2000)  
Wife ..... Michelle  
Children ..... Priya, TD, Maverick

#### YEAR-BY-YEAR

##### AS HEAD COACH

Year	School	Record	Postseason
2020	Texas	1-0	TBD
2019	Texas	8-5	Alamo Bowl
2018	Texas	10-4	Sugar Bowl
2017	Texas	7-6	Texas Bowl
2016	Houston	9-3	Las Vegas Bowl*
2015	Houston	13-1	Peach Bowl
<b>CAREER RECORD (6th season)</b>		<b>48-19 (.716)</b>	
<b>BOWL RECORD</b>		<b>4-0 (1.000)</b>	

\*Did not coach in Las Vegas Bowl

##### AS ASSISTANT COACH

Year	School (Position)	Postseason
2014	Ohio State (OC/QBs)	CFP National Champions
2013	Ohio State (OC/QBs)	Orange Bowl
2012	Ohio State (OC/QBs)	
2011	Iowa State (OC/QBs)	Pinstripe Bowl
2010	Iowa State (OC/QBs)	
2009	Iowa State (OC/QBs)	Insight Bowl
2008	Rice (OC/QBs)	Texas Bowl
2007	Rice (OC/QBs)	
2006	Texas State (OC/QBs)	
2005	Texas State (OC/QBs)	FCS Semifinals
2004	Sam Houston State (ST/WRs)	FCS Semifinals
2003	Sam Houston State (ST/WRs)	
2002	Sam Houston State (ST/WRs)	
2001	Sam Houston State (ST/WRs)	FCS Quarterfinals
2000	Texas (Offensive GA)	Holiday Bowl
1999	Texas (Offensive GA)	Orange Bowl
1998	Texas Lutheran (WRs)	

#### RECORD BY OPPONENT

Opponent	Overall	At Texas
Baylor	2-1	2-1
Central Florida (UCF)	2-0	0-0
Cincinnati	2-0	0-0
Connecticut	1-1	0-0
Florida State	1-0	0-0
Georgia	1-0	1-0
Iowa State	2-1	2-1
Kansas	3-0	3-0
Kansas State	3-0	3-0
Lamar	1-0	0-0
Louisiana Tech	1-0	1-0
Louisville	2-0	0-0
LSU	0-1	0-1
Maryland	0-2	0-2
Memphis	1-1	0-0
Missouri	1-0	1-0
Navy	1-1	0-0
Oklahoma	2-3	1-3
Oklahoma State	1-2	1-2
Rice	1-0	1-0
San Jose State	1-0	1-0
Southern California (USC)	1-1	1-1
Southern Methodist (SMU)	1-1	0-0
TCU	1-2	1-2
Temple	1-0	0-0
Tennessee Tech	1-0	0-0
Texas State	2-0	0-0
Texas Tech	2-1	2-1
Tulane	2-0	0-0
Tulsa	3-0	1-0
Utah	1-0	1-0
UTEP	1-0	1-0
Vanderbilt	1-0	0-0
West Virginia	2-1	2-1
<b>OVERALL</b>	<b>48-19</b>	<b>26-15</b>
<b>BOWL GAMES</b>	<b>4-0</b>	<b>3-0</b>



# COACHING STAFF

## THE HERMAN FILE (CONT.)

Herman's Record When	As Head Coach	At Texas
Overall.....	48-19.....	26-15
Conference.....	29-14.....	17-10
Non-conference.....	19-4.....	9-4
Home.....	28-5.....	14-5
Away.....	14-11.....	8-7
Neutral.....	6-3.....	4-3
Day game.....	20-14.....	12-11
Night game.....	28-2.....	14-1
vs. unranked teams.....	34-10.....	18-6
vs. Top 25 teams.....	14-9.....	8-9
vs. Top 20 teams.....	11-9.....	6-9
vs. Top 15 teams.....	7-9.....	3-9
vs. Top 10 teams.....	5-5.....	2-5
vs. Top 5 teams.....	3-3.....	1-3
Scoring first.....	34-5.....	17-4
Opponent scores first.....	14-14.....	9-11
Leading after 1st quarter.....	30-2.....	17-2
Trailing after 1st quarter.....	12-12.....	7-9
Tied after 1st quarter.....	6-5.....	2-4
Leading at halftime.....	40-3.....	24-3
Trailing at halftime.....	5-14.....	2-11
Tied at halftime.....	3-2.....	0-1
Leading after 3rd quarter.....	43-5.....	24-5
Trailing after 3rd quarter.....	2-13.....	0-9
Tied after 3rd quarter.....	3-1.....	2-1
Overtime.....	1-2.....	1-2
Less than 100 rushing yards.....	4-7.....	0-6
Rushing for 100+ yards.....	44-12.....	26-9
Rushing for 150+ yards.....	37-2.....	20-2
Rushing for 200+ yards.....	22-0.....	9-0
Less than 200 passing yards.....	8-0.....	5-0
Passing for 200+ yards.....	40-19.....	21-15
Passing for 300+ yards.....	15-7.....	8-5
Passing for 400+ yards.....	2-2.....	1-1
Less than 300 total yards.....	3-2.....	2-2
300+ yards of total offense.....	45-16.....	24-13
400+ yards of total offense.....	33-10.....	17-8
500+ yards of total offense.....	17-3.....	7-2
600+ yards of total offense.....	8-1.....	4-0
Outgaining opponent.....	40-4.....	22-1
Outgained by opponent.....	8-14.....	4-13
Held to 19 points or less.....	2-5.....	2-3
Scoring 20+ points.....	45-14.....	23-12
Scoring 30+ points.....	38-6.....	17-4
Scoring 40+ points.....	21-4.....	11-2
Scoring 50+ points.....	8-0.....	3-0
Game decided by 1-9.....	16-13.....	11-10
Game decided by 10-19.....	12-5.....	7-5
Game decided by 20+.....	20-1.....	8-0

Herman became just the fourth head coach in NCAA history with at least 13 wins in a rookie season, joining Chris Petersen (Boise State - 2006), George Woodruff (Penn - 1892) and Walter Camp (Yale - 1888), and just the fifth head coach in NCAA history to win the first 10 games of his career, joining Petersen, Larry Coker (Miami - 2001), Woodruff and Camp in accomplishing the feat.

He led the Cougars to their first New Year's Bowl in 30 years, its second 13-win season in program history and its 11th conference championship in program history by claiming the inaugural AAC Championship. He led all FBS coaches in their first year with a program with 13 wins as Houston finished third nationally with a 92.9 winning percentage at 13-1.

With a 38-24 win over No. 9 Florida State in the Chick-fil-A Peach Bowl, Herman joined College Football Hall of Famer Bill Yeoman as just the second coach in Houston history with a win in one of the New Year's Six bowls and the second with a bowl victory over a top-10 opponent. Houston ended the 2015 season ranked No. 8 in the Associated Press and USA Today Coaches polls, its highest finish since ranking No. 5 in 1979, and just the sixth time in program history to finish in the top 10.

Houston was one of just two schools nationally to play at least four ranked opponents in 2015 and remain undefeated in those contests, while it was one of eight teams nationally with at least four wins against ranked opponents. Three of those wins came by double-digits, the fourth-best total in the nation.

Ranking 10th in scoring offense (40.4 points per game) and 21st in scoring defense (20.7 points per game), Houston was the only program in the nation to rank in the top 10 in scoring offense and the top 25 in scoring defense. UH ranked fifth nationally with an average margin of victory of 19.7 points per game. The Cougars ranked eighth nationally in rushing defense, allowing just 108.9 yards per game, while ranking 13th in rushing offense with an average of 235.8 yards per game. Houston was the only team in the nation to rank in the top 13 in both categories. In 2016, Herman guided his program to a 9-3 record, including wins over No. 3 Oklahoma and No. 3 Louisville. Houston became the first program nationally to defeat two top-five teams. Herman's Cougars join Alabama as the only two teams in the nation with double-digit wins over two top-10 teams this season.

Houston ranked as one of the most efficient and disciplined teams in the country under Herman, as their offense ranked 34th and the defense 15th when he was hired by the Longhorns.

In the regular season, Houston's offense ranked 15th in third down conversions, sixth in completion percentage, ninth in first downs and 21st in scoring offense in 2016. Ward, Jr. led the Cougars offense, as he was named a semifinalist for both the Davey O'Brien Award and The Earl Campbell Tyler Rose Award. He finished the regular season with 3,328 passing yards and 518 rushing yards. He was 294-of-435 (67.6%) passing, ranking in the top-12 nationally in completion percentage, completions per game and passing yards. He had 31 total touchdowns in 12 games. For his career, Ward is fifth in Houston history with 8,202 passing yards, 52 touchdown passes and 699 completions.

Defensively, Houston featured the nation's third-ranked rush defense in addition to the nation's 15th-best defense in total yards allowed. The Cougars were third nationally with five defensive touchdowns on the season and allowed just 22.6 points per game in 12 regular season contests. They also ranked as one of the nation's best in bringing pressure, ranking in the top-20 in sacks (13th) and tackles for loss (19th). Freshman DT Ed Oliver, an All-American, was sixth nationally with 19.5 tackles for loss. He added seven quarterback hurries and led all defensive linemen nationally with his nine pass breakups. LB Steven Taylor, the Cougars leading tackler, ranked 26th nationally with 8.5 sacks. As a team, Houston finished the regular season with 90 tackles for loss and 37 sacks.

Prior to his arrival at Houston, Herman helped develop record-setting and explosive offenses in each of his 10 seasons as an offensive coordinator, including three seasons as offensive coordinator and quarterbacks coach at Ohio State where he won the 2014 Broyles Award as the nation's top assistant coach. He helped the Buckeyes win the 2015 College Football Championship (following the 2014 season) with third-string quarterback Cardale Jones under center in wins over Alabama and Oregon, and a Big Ten Championship win over Wisconsin.



# COACHING STAFF

Herman's 2014 Ohio State offense finished the season ranked fifth in scoring offense at 44.8 points per game and ninth in total offense at 511.6 yards per game despite losing Heisman Trophy candidate quarterback Braxton Miller prior to the season. With freshman J.T. Barrett taking over the reins, Herman molded the quarterback into a formidable leader who finished fifth in the Heisman Trophy voting and was named a FWAA Freshman All-American.

The Buckeyes claimed the 2014 Big Ten Championship with a 59-0 win over Wisconsin as Herman's offense rolled to 558 total yards with Jones under center after an injury to Barrett in the regular-season finale.

The offense continued to roll in Ohio State's 42-35 College Football Playoff semifinal win over Alabama. Facing a defense that entered the game ranked fourth nationally in scoring defense at 16.6 points per game, Herman's offense exploded for 42 points and 537 total yards. The balanced attack yielded 256 passing yards and 281 rushing yards.

In the championship game against Oregon, Herman's offense piled up 538 total yards with 242 through the air and 296 on the ground in a 42-20 win. The 42 points marked the most scored on Oregon during the 2014 season.

Herman's quarterbacks in 2014 ranked second nationally with a team passing efficiency rating of 167.72, while Barrett was second nationally with a rating of 169.8 and sixth nationally with an Ohio State record 34 passing touchdowns while also adding 11 touchdowns on the ground for a Big Ten record of 45 touchdowns responsible for. The Buckeyes' offense was sixth nationally with an average of 6.98 yards per play and second nationally with 46 plays of 30 yards or longer and 17 plays of 50 yards or longer.

Barrett, the Big Ten's 2014 Griese-Brees Quarterback of the Year, was one of four offensive players to receive All-Big Ten honors in 2014 and was the third to receive a major Big Ten award under Herman's leadership as Carlos Hyde was named the 2013 Ameche-Dayne Running Back of the Year and Miller was named the Graham-George Offensive Player of the Year and the Griese-Brees Quarterback of the Year in both 2012 and 2013.

After leading the Big Ten in scoring in 2012 at 37.2 points per game and ranking 10th nationally in rushing at nearly 250 yards per game, Ohio State's offense under Herman went to a new level in 2013, ranking third nationally in scoring at 45.5 ppg and fifth in rushing at 308.6 ypg.

The Buckeyes were successful through the air as well. Among the 12 single season records to fall in 2013 were most touchdown passes (38) with top-five school totals in passing yards (2,846), attempts (368) and completions (238). Additional records were set in rushing yards in a season (4,321 yards, which also is a Big Ten Conference record), most total touchdowns (82) and most total offensive yards (7,167), yards per play (7.1) and yards per game (511.9).

Miller finished fifth and ninth in the Heisman Trophy voting in 2012 and 2013, respectively. Additionally, he set the school record for total offense and was a finalist for the Davey O'Brien and Manning Awards in 2012 and in 2013 he led the Big Ten in passing efficiency.

Herman, who was named the 2013 Rivals.com Big Ten Recruiter of the Year and national Top 25 recruiter, arrived in Columbus after spending three years as the offensive coordinator and quarterbacks coach at Iowa State.

During his time at Iowa State from 2009-11, Herman's well-balanced offense was very evident as Iowa State quarterback Austen Arnaud ended his career as the Cyclones' No. 2 all-time leading passer with 6,777 yards and 42 touchdown passes, while running back Alexander Robinson finished his Iowa State career as the Cyclones' fourth all-time leading rusher with 3,309 yards.

Herman spent 2007 and 2008 as offensive coordinator at Rice before heading to Iowa State. During his two seasons with the Owls, his offenses broke over 40 school records and, in his second season, the Owls won 10 games and went to a bowl for the first time since 1954.

Rice ranked in the Top 10 nationally in 2008 in passing offense (fifth; 327.8), scoring offense (t-eighth; 41.6) and total offense (10th; 472.3). Two Rice receivers had more than 1,300 yards receiving that year. Tight end James Casey had 111 catches and quarterback Chase Clement was named Conference USA MVP.

Rice's spread attack completed nearly two-thirds (65.6%) of its passes, and its touchdown-to-interception ratio of 48-to-7 was an NCAA FBS best. The quick-strike Owls had 30 scoring drives of five plays or less in 2008 and 31 scoring marches of less than two minutes.

Prior to Rice, Herman directed offensive attacks for two years (2005-06) at Texas State, where Bobcat squads led the Southland Conference in total offense. The 2005 Texas State club was eighth nationally in scoring and made a run to the FCS semifinals in the school's first appearance in the Division 1-AA playoffs. Herman also worked four years (2001-04) as an assistant coach at Sam Houston State as special teams coordinator and wide receivers coach, helping them to a pair of conference titles and trips to the FCS semifinals and quarterfinals.

The job with SHSU was his first after his time as a graduate assistant at Texas, where he assisted with the offensive line on the Longhorns' Cotton and Holiday Bowl teams. He received his coaching start in 1998 as a wide receivers coach at Texas Lutheran.

Herman was born in Cincinnati and still has family there. He was raised in Simi Valley, Calif., and he played collegiately as an all-conference wide receiver at California Lutheran, graduating in 1997 with a degree in business administration. He received a master's in education from the University of Texas in 2000.

Herman and his wife, Michelle, have a daughter, Priya, and two sons, TD and Maverick.



# COACHING STAFF



**CHRIS ASH**  
Defensive Coordinator  
(Safety)



**JAY BOULWARE**  
Associate HC for ST  
(Tight Ends)



**ANDRE COLEMAN**  
Assistant Coach  
(Wide Receivers)



**STAN DRAYTON**  
Associate Head Coach  
(Run Game Coord./RBs)



**OSCAR GILES**  
Assistant Coach  
(Defensive Line)



**MARK HAGEN**  
Associate HC for Def.  
(Defensive Line)



**HERB HAND**  
Co-Offensive Coord.  
(Offensive Line)



**COLEMAN HUTZLER**  
Co-Defensive Coord.  
(Linebackers)



**JAY VALAI**  
Assistant Coach  
(Cornerbacks)



**MIKE YURCICH**  
Offensive Coordinator  
(Quarterbacks)



**YANCY MCKNIGHT**  
Head Strength & Conditioning Coach

# TOM HERMAN SUPERLATIVES (AT TEXAS)

## OFFENSE

### MOST POINTS SCORED

Opponent	Points	Date
1. UTEP .....	59 .....	9/12/2020
2. San Jose State .....	56 .....	9/9/2017
3. Kansas .....	50 .....	10/19/2019
4. Texas Tech .....	49 .....	11/29/2019
5. at Rice .....	48 .....	9/14/2019
vs. Oklahoma .....	48 .....	10/6/2018

### MOST FIRST DOWNS

Opponent	First Downs	Date
1. Kansas .....	33 .....	10/19/2019
2. San Jose State .....	32 .....	9/9/2017
Kansas State .....	32 .....	10/7/2017
4. LSU .....	30 .....	9/7/2019
5. Texas Tech .....	29 .....	11/29/2019

### MOST RUSHING ATTEMPTS

Opponent	Attempts	Date
1. San Jose State .....	59 .....	9/9/2017
2. at Iowa State .....	52 .....	9/28/2017
3. vs. Georgia .....	49 .....	1/1/2019
4. at Texas Tech .....	48 .....	11/10/2018
USC .....	48 .....	9/15/2018
Texas Tech .....	48 .....	11/29/2019

### MOST RUSHING YARDS

Opponent	Yards	Date
1. San Jose State .....	406 .....	9/9/2017
2. Texas Tech .....	262 .....	11/29/2019
3. Tulsa .....	241 .....	9/8/2018
4. Kansas .....	239 .....	10/19/2019
5. at West Virginia .....	233 .....	11/18/2017

### MOST RUSHING TOUCHDOWNS

Opponent	Touchdowns	Date
1. San Jose State .....	6 .....	9/9/2017
2. Texas Tech .....	5 .....	11/29/2019
3. at West Virginia .....	4 .....	10/5/2019
4. Seven times, last vs. Oklahoma .....	3 .....	10/12/2019

### MOST PASSES ATTEMPTED

Opponent	Attempts	Date
1. Maryland .....	53 .....	9/2/2017
2. Texas Tech .....	51 .....	11/24/2017
3. Kansas State .....	51 .....	10/7/2017
4. at TCU .....	48 .....	10/26/2019
LSU .....	48 .....	9/7/2019

### MOST PASSING YARDS

Opponent	Yards	Date
1. UTEP .....	481 .....	9/12/2020*
2. LSU .....	409 .....	9/7/2019
3. Kansas .....	399 .....	10/19/2019
4. Kansas State .....	380 .....	10/7/2017
5. Maryland .....	375 .....	9/2/2017

### MOST YARDS OF TOTAL OFFENSE

Opponent	Yards	Date
1. UTEP .....	689 .....	9/12/2020
2. Kansas .....	638 .....	10/19/2019
3. San Jose State .....	623 .....	9/9/2017
4. Texas Tech .....	610 .....	11/29/2019
5. Kansas State .....	546 .....	10/7/2017

\*Indicates school record

## DEFENSE

### FEWEST POINTS ALLOWED

Opponent	Points	Date
1. San Jose State .....	0 .....	9/9/2017
2. UTEP .....	3 .....	9/12/2020
3. at Iowa State .....	7 .....	9/28/2017
at Baylor .....	7 .....	10/28/2017
5. Iowa State .....	10 .....	11/17/2018
vs. Utah .....	10 .....	12/31/2019

### FEWEST FIRST DOWNS ALLOWED

Opponent	First Downs	Date
1. San Jose State .....	8 .....	9/9/2017
2. Iowa State .....	12 .....	11/17/2018
at Baylor .....	12 .....	10/28/2017
4. at Rice .....	13 .....	9/14/2019
5. UTEP .....	14 .....	9/12/2020
at Kansas .....	14 .....	11/23/2018

### FEWEST RUSHING ATTEMPTS ALLOWED

Opponent	Attempts	Date
1. at Iowa State .....	15 .....	9/28/2017
2. USC .....	16 .....	9/15/2018
3. San Jose State .....	23 .....	9/9/2017
at West Virginia .....	23 .....	10/5/2019
5. Texas Tech .....	24 .....	11/29/2019

### FEWEST RUSHING YARDS ALLOWED

Opponent	Yards	Date
1. USC .....	-5 .....	9/15/2018
2. at Iowa State .....	10 .....	9/28/2017
3. at Baylor .....	31 .....	10/28/2017
4. San Jose State .....	42 .....	9/9/2017
5. UTEP .....	43 .....	9/12/2020

### FEWEST RUSHING TDS ALLOWED

Opponent	Touchdowns	Date
1. 15 times, last vs. UTEP .....	0 .....	9/9/2020
2. 12 times, last vs. Texas Tech .....	1 .....	11/29/2019
3. 11 times, last at Baylor .....	2 .....	11/23/2019
4. Twice, last vs. Oklahoma State .....	3 .....	9/21/2019
5. Maryland .....	4 .....	9/2/2017

### FEWEST PASS ATTEMPTS ALLOWED

Opponent	Attempts	Date
1. Maryland .....	15 .....	9/2/2017
2. vs. Utah .....	23 .....	12/31/2019
Kansas State .....	23 .....	10/7/2017
at Rice .....	23 .....	9/14/2019
5. at Kansas State .....	25 .....	9/29/2018

### FEWEST PASSING YARDS ALLOWED

Opponent	Yards	Date
1. at Kansas State .....	110 .....	9/29/2018
2. vs. Utah .....	126 .....	12/31/2019
3. San Jose State .....	129 .....	9/9/2017
4. Iowa State .....	148 .....	11/17/2018
5. at Kansas .....	159 .....	11/23/2018

### FEWEST YARDS OF TOTAL OFFENSE ALLOWED

Opponent	Yards	Date
1. San Jose State .....	171 .....	9/9/2017
2. Iowa State .....	210 .....	11/17/2018
3. at Kansas State .....	217 .....	9/29/2018
4. UTEP .....	233 .....	9/12/2020
5. at Baylor .....	249 .....	10/28/2017

## MISC.

### LARGEST MARGIN OF VICTORY (ALL)

Opponent	Difference	Date
1. UTEP .....	56 .....	9/12/2020
San Jose State .....	56 .....	9/9/2017
3. at Rice .....	35 .....	9/14/2019
4. Louisiana Tech .....	31 .....	8/31/2019
at Baylor .....	31 .....	10/28/2017

### LARGEST MARGIN OF VICTORY (BIG 12)

Opponent	Difference	Date
1. at Baylor .....	31 .....	10/28/2017
2. Texas Tech .....	25 .....	11/29/2019
3. Kansas .....	15 .....	11/11/2017
TCU .....	15 .....	9/22/2018
5. at West Virginia .....	14 .....	11/18/2017
Iowa State .....	14 .....	11/17/2018

### LARGEST MARGIN OF VICTORY (RANKED)

Opponent (Rank)	Difference	Date
1. vs. Utah (No. 11) .....	28 .....	12/31/2019
2. USC (No. 22) .....	23 .....	9/15/2018
3. TCU (No. 17) .....	15 .....	9/22/2018
4. at West Virginia (No. 24) .....	14 .....	11/18/2017
Iowa State (No. 18) .....	14 .....	11/17/2018

### LONGEST SCORING DRIVES (BY TIME)

Opponent	Time	Date
1. at Texas Tech .....	8:10 .....	11/10/2018
2. LSU .....	7:17 .....	9/7/2019
3. Kansas State .....	6:45 .....	11/9/2019
4. at Iowa State .....	6:43 .....	11/16/2019
5. San Jose State .....	6:35 .....	9/9/2017

### LONGEST SCORING DRIVES (BY PLAYS)

Opponent	Plays	Date
1. LSU .....	19 .....	9/7/2019
2. at Texas Tech .....	18 .....	11/10/2018
3. San Jose State .....	16 .....	9/9/2017
4. at Iowa State .....	15 .....	11/16/2019
5. Four times, last vs. Georgia .....	14 .....	1/1/2019

### FASTEST SCORING DRIVES (BY TIME)

Opponent	Time	Date
1. TCU .....	0:05 .....	9/22/2018
2. Texas Tech .....	0:06 .....	11/24/2017
3. at Maryland .....	0:07 .....	9/1/2018
4. at Baylor .....	0:08 .....	10/28/17
5. Kansas .....	0:09 .....	11/11/2017

### FASTEST SCORING DRIVES (BY PLAYS)

Opponent	Plays	Date
1. UTEP .....	1 .....	9/12/2020
vs. Utah .....	1 .....	12/31/2019
Texas Tech .....	1 .....	11/29/2019
TCU .....	1 .....	9/22/2018
at Maryland .....	1 .....	9/1/2018
Texas Tech .....	1 .....	11/24/2017
Kansas .....	1 .....	11/11/2017
at Baylor .....	1 .....	10/28/2017
9. Eight times, last vs. Utah .....	2 .....	12/23/2019

### HIGHEST TIME OF POSSESSION

Opponent	TOP	Date
1. at Iowa State .....	40:31 .....	9/28/2017
2. San Jose State .....	38:59 .....	9/9/2017
3. at West Virginia .....	36:04 .....	10/5/2019
4. vs. Missouri .....	35:15 .....	12/29/2017
5. Iowa State .....	35:13 .....	11/17/2018



# 2020 NUMERICAL ROSTER

NO	NAME	POS	HT	WT	CL-EX	HOMETOWN (PREVIOUS SCHOOL)	NO	NAME	POS	HT	WT	CL-EX	HOMETOWN (PREVIOUS SCHOOL)
0	Tarik Black	WR	6-3	217	Sr-TR	Hamden, Conn. (Cheshire Academy/Michigan)	39	Montrell Estell	DB	6-1	196	Jr-2L	Hooks, Texas (Hooks)
0	DeMarvion Overshown	LB	6-4	217	Jr-2L	Arp, Texas (Arp)	40	Ayodele Adeoye	LB	6-1	251	So.-1L	St. Louis, Mo. (IMG Academy [Fla.])
1	Chris Adimora	DB	6-1	214	So.-1L	Lakewood, Calif. (Mayfair)	41	Jaylan Ford	LB	6-2	223	Fr-HS	Frisco, Texas (Lone Star)
1	Hudson Card	QB	6-2	193	Fr-HS	Austin, Texas (Lake Travis)	42	Marqez Bimage	DL	6-2	251	Sr-3L	Brenham, Texas (Brenham)
2	Roschon Johnson	RB	6-2	227	So.-1L	Port Neches, Texas (Port Neches-Groves)	42	Nathan Hatter	TE	6-2	265	Fr-RS	Leander, Texas (Glenn)
2	Kenyatta Watson II	DB	6-1	184	Fr-RS	Loganville, Ga. (Grayson)	43	Zach Edwards	DS	5-11	209	So.-SQ	Azle, Texas (Azle/Oklahoma)
3	Jalen Green	DB	6-1	197	Jr-2L	Houston, Texas (Heights)	43	Chris Hannon	JACK	6-2	229	Fr-RS	Houston, Texas (Second Baptist)
3	Ja'Quinden Jackson	QB	6-2	232	Fr-HS	Dallas, Texas (Duncanville)	44	Luke Brockmeyer	DB	5-11	213	Fr-HS	Fort Worth, Texas (All Saints)
4	Xavion Alford	DB	6-0	190	Fr-HS	Pearland, Texas (Shadow Creek)	44	Tyler Owens	DB	6-2	205	So.-1L	Plano, Texas (Plano East)
4	Jordan Whittington	WR	6-1	209	Fr-RS	Cuero, Texas (Cuero)	45	Vernon Broughton	DL	6-4	290	Fr-HS	Houston, Texas (Cypress Ridge)
5	D'Shawn Jamison	DB	5-10	184	Jr-2L	Houston, Texas (Lamar)	45	Peter Mpagi	DL	6-5	260	Fr-RS	Sugar Land, Texas (George Ranch)
5	Bijan Robinson	RB	6-0	222	Fr-HS	Tucson, Ariz. (Salpointe)	46	Joseph Ossai	JACK	6-4	253	Jr-2L	Conroe, Texas (Oak Ridge)
6	Juan Mitchell	LB	6-1	230	Jr-1L	Newark, N.J. (Mater Dei/Butler C.C.)	47	Luke Brockmeyer	LB	6-3	226	So.-1L	Fort Worth, Texas (All-Saints Episcopal)
6	Joshua Moore	WR	6-1	169	So.-1L	Yoakum, Texas (Yoakum)	47	Chandler Kelehan	DS	6-1	195	So.-SQ	Marshall, Texas (Marshall)
7	Jake Smith	WR	6-0	200	So.-1L	Scottsdale, Ariz. (Notre Dame Prep)	48	Jake Ehlinger	LB	5-11	227	Fr-RS	Austin, Texas (Westlake)
7	Caden Sterns	DB	6-1	207	Jr-2L	Cibolo, Texas (Steele)	49	Ta'Quon Graham	DL	6-4	294	Sr-3L	Temple, Texas (Temple)
8	Ryan Bujcevski	P	6-0	183	Jr-2L	Sydney, Australia (Marist Catholic College Penshurst)	50	Byron Vaughns	JACK	6-4	245	So.-SQ	Fort Worth, Texas (Eastern Hills)
8	Casey Thompson	QB	6-1	197	So.-1L	Newcastle, Okla. (Newcastle)	52	Jett Bush	LB	6-2	235	So.-1L	Houston, Texas (Strake Jesuit)
9	Josh Thompson	DB	6-0	198	Jr-3L	Nacogdoches, Texas (Nacogdoches)	52	Samuel Cosmi	OL	6-7	309	Jr-2L	Humble, Texas (Atascocita)
9	Al'Vonte Woodard	WR	6-2	214	So.-1L	Houston, Texas (Lamar)	54	Justin Mader	DS	6-2	238	Jr-2L	Magnolia, Texas (Magnolia)
11	Anthony Cook	DB	6-1	185	Jr-2L	Houston, Texas (Lamar)	55	Willie Tyler	OL	6-7	335	So.-RS	Racine, Wisc. (Racine Lutheran/Iowa Western CC)
11	Sam Ehlinger	QB	6-3	225	Sr-3L	Austin, Texas (Westlake)	57	Cort Jaquess	LB	6-1	239	Jr-2L	San Antonio, Texas (Churchill)
13	Brennan Eagles	WR	6-4	229	Jr-2L	Houston, Texas (Alief Taylor)	63	Troy Torres	DL	6-0	281	So.-SQ	El Paso, Texas (Bowie)
13	Marcus Tillman, Jr.	LB	6-1	240	Fr-RS	Orlando, Fla. (Jones)	64	Michael Balis	OL	6-5	299	Fr-RS	Plano, Texas (Plano West)
14	Dajon Harrison	WR	5-10	170	Fr-HS	Hutto, Texas (Hutto)	65	Jake Majors	OL	6-3	313	Fr-HS	Prosper, Texas (Prosper)
14	Kai Jarmon	WR	6-0	190	Jr-SQ	Los Altos, Calif. (Los Altos)	66	Chad Wolf	OL	6-3	279	Fr-RS	Austin, Texas (Lake Travis)
14	Brenden Schooler	WR	6-2	193	Sr-TR	Dana Point, Calif. (Mission Viejo/Oregon/Arizona)	67	Tope Imade	OL	6-6	355	Sr-1L	Arlington, Texas (Bowie)
15	Chris Brown	DB	5-11	87	Sr-3L	Houston, Texas (Elsik)	68	Derek Kerstetter	OL	6-5	293	Sr-3L	San Antonio, Texas (Reagan)
15	Marcus Washington	WR	6-2	191	So.-1L	St. Louis, Mo. (Trinity Catholic)	69	Andrej Karic	OL	6-4	294	Fr-HS	Southlake, Texas (Carroll)
16	Ben Ballard	QB	5-11	200	Fr-RS	Austin, Texas (Hyde Park Baptist)	70	Christian Jones	OL	6-6	310	So.-1L	Cypress, Texas (Cypress Woods)
16	Kelvontay Dixon	WR	6-0	180	Fr-HS	Carthage, Texas (Carthage)	71	Logan Parr	OL	6-4	298	Fr-HS	Helotes, Texas (O'Connor)
17	Cameron Dicker	K	6-1	204	Jr-2L	Austin, Texas (Lake Travis)	72	Tyler Johnson	OL	6-6	324	Fr-RS	Conroe, Texas (Oak Ridge)
17	Myles Mass	DB	5-11	184	Fr-RS	Cypress, Texas (Cy Springs)	73	Isaiah Hookfin	OL	6-5	314	Fr-RS	Sugar Land, Texas (Fort Bend Dulles)
18	Tremayne Prudhomme	DB	6-1	185	So.-SQ	Houston, Texas (Aldine Davis)	74	Rafiti Ghirmai	OL	6-5	291	So.-1L	Frisco, Texas (Wakeland)
18	Jared Wiley	TE	6-7	254	So.-1L	Temple, Texas (Temple)	75	Junior Angilau	OL	6-6	294	So.-1L	Salt Lake City, Utah (East)
19	Malcolm Epps	TE	6-6	244	So.-1L	Houston, Texas (Dekaney)	76	Reese Moore	OL	6-7	304	So.-SQ	Seminole, Texas (Seminole)
21	Kitan Crawford	DB	5-11	185	Fr-HS	Tyler, Texas (John Tyler)	77	Jaylen Garth	OL	6-5	299	Fr-HS	Port Neches, Texas (Port Neches-Groves)
21	Troy Omeire	WR	6-3	230	Fr-HS	Sugar Land, Texas (Fort Bend)	78	Denzel Okafor	OL	6-4	317	Sr-3L	Lewisville, Texas (Lewisville)
21	Turner Symonds	DB	6-1	176	So.-SQ	Fort Worth, Texas (Fort Worth Country Day)	79	Matt Frost	OL	6-4	256	So.-SQ	Folsom, Calif. (Folsom)
23	Jahdae Barron	DB	5-11	183	Fr-175	Pflugerville, Texas (Connally)	80	Cade Brewer	TE	6-4	252	Sr-3L	Austin, Texas (Lake Travis)
23	Jarrett Smith	RB	5-7	200	So.-SQ	Webster, Texas (Clear Brook)	81	Reese Leitao	DL	6-4	248	Jr-2L	Jenks, Okla. (Jenks)
24	Derrian Brown	RB	5-10	180	Fr-RS	Buford, Ga. (Buford)	82	Kartik Akkihal	WR	6-2	195	So.-SQ	Austin, Texas (Vandegrift)
24	Marques Caldwell	DB	6-1	197	Fr-RS	Alvin, Texas (Alvin)	83	Kai Money	WR	6-0	183	So.-SQ	Brownsville, Texas (St. Joseph Academy)
25	B.J. Foster	DB	6-2	195	Jr-2L	Angleton, Texas (Angleton)	84	Kennedy Lewis	WR	6-3	192	Fr-RS	Melissa, Texas (Melissa)
25	Gabriel Watson	RB	6-2	219	Sr-TR	Piedmont, Calif. (Piedmont/Sioux Falls)	85	Stacy Brown	WR	6-1	190	Fr-HS	Killeen, Texas (Ellison)
26	Keaontay Ingram	RB	6-0	222	Jr-2L	Carthage, Texas (Carthage)	86	Paxton Anderson	WR	6-4	211	Fr-HS	Dallas, Texas (Highland Park)
26	Christian Tschauner	DB	5-11	186	Fr-RS	Odessa, Texas (Permian)	87	Parker Alford	WR	5-10	186	Fr-RS	Dripping Springs, Texas (Dripping Springs)
27	Skyler Bonneau	QB/RB	6-1	212	Jr-SQ	Coppell, Texas (Coppell)	88	Daniel Carson	DL	6-4	276	So.-1L	Kansas City, Mo. (Chrisman)
27	Zach Lindner	K	5-8	165	Fr-HS	Kennett Square, Pa. (Kennett)	89	Brayden Liebrock	TE	6-4	234	Fr-RS	Chandler, Ariz. (Chandler)
28	Jerrin Thompson	DB	6-0	190	Fr-HS	Lufkin, Texas (Lufkin)	89	Travis West	WR	6-0	187	So.-SQ	Dallas, Texas (Woodrow Wilson)
29	Jaden Hullaby	LB	6-2	217	Fr-HS	Dallas, Texas (Mansfield Timberview)	90	John Lilly	DL	6-1	262	Sr-TR	Houston, Texas (Strake Jesuit/Texas State)
32	Prince Dorbah	LB	6-3	220	Fr-HS	Dallas, Texas (Highland Park)	91	Sawyer Goram-Welch	DL	6-4	295	Fr-HS	Longview, Texas (Longview)
32	Daniel Young	RB	6-0	215	Sr-3L	Houston, Texas (Westfield)	92	Myron Warren	DL	6-2	290	Fr-RS	Many, La. (Many)
33	David Gbenda	LB	6-0	228	Fr-RS	Katy, Texas (Cinco Ranch)	93	T'Vondre Sweat	DL	6-4	348	So.-1L	Huntsville, Texas (Huntsville)
33	Anton Simieou	RB	5-11	203	Fr-HS	Pearland, Texas (Pearland)	95	Alfred Collins	DL	6-5	305	Fr-HS	Bastrop, Texas (Cedar Creek)
35	Russell Hine	LB	6-2	205	Jr-1L	Austin, Texas (Regents School)	96	Tristan Bennett	DL	6-3	235	Sr-SQ	Irving, Texas (Ranchview)
36	Jacoby Jones	DL	6-4	264	Sr-1L	Florissant, Mo. (McCluer North/Butler CC)	97	Patrick Bayouth	DL	6-4	273	Fr-RS	Bellaire, Texas (Houston Episcopal)
37	Jaren Watkins	RB	5-5	175	Jr-SQ	Little Rock, Ark. (Pulaski Academy)	98	Moro Ojomo	DL	6-3	276	So.-1L	Katy, Texas (Katy)
37	Doak Wilson	DB	6-0	202	Fr-RS	Austin, Texas (Westlake)	99	Keondre Coburn	DL	6-2	348	So.-1L	Houston, Texas (Westfield)
38	Erwin Von Nacher	K	6-1	160	Fr-HS	Monterrey, Mexico (Heartland)							

## PRONUNCIATIONS

Ayodele Adeoye.....eye-oh-DEL-ee ah-DAY-oh-way  
Chris Adimora.....add-ih-MORE-uh  
Kartik Akkihal.....ahk-EE-hall  
Xavion Alford.....ZAY-vee-ahn AL-ford  
Junior Angilau.....ONG-ee-lau  
Jahdae Barron.....jah-DAY  
Marqez Bimage.....mar-KEZ BIM-ige  
Tarik Black.....tar-ICK  
Vernon Broughton.....BRAWT-un  
Ryan Bujcevski.....boo-CHEV-ski  
Marques Caldwell.....mar-KEECE  
Keondre Coburn.....kee-AHN-dray  
Samuel Cosmi.....KOZ-mee  
Kitan Crawford.....KEE-tuhn

Prince Dorbah.....DORE-bah  
Sam Ehlinger.....EL-in-gurr  
Montrell Estell.....eh-STELL  
David Gbenda.....BEND-ah  
Rafiti Ghirmai.....GURR-meye  
Ta'Quon Graham.....tuh-QUAN  
Dajon Harrison.....DAY-zahn  
Tope Imade.....toe-PAY ih-MAHD-eh  
Keaontay Ingram.....kee-AHN-tay  
Cort Jaquess.....JAY-kwiss  
Roschon Johnson.....ROH-shahn  
Andrej Karic.....AHN-dray CAR-ick  
Reese Leitao.....LAY-toe  
Brayden Liebrock.....LIE-brock

Justin Mader.....MAHD-er  
Peter Mpagi.....puh-JEE  
Moro Ojomo.....OH-juh-mo  
Troy Omeire.....oh-MEER-ee  
Joseph Ossai.....oh-SIGH  
DeMarvion Overshown.....deh-MAR-vee-on  
Bijan Robinson.....bih-ZHAHN  
Brenden Schooler.....SCHOOOL-er  
T'Vondre Sweat.....tuh-VOHN-dray SWET  
Erwin Von Nacher.....vahn NAH-kerr  
Kenyatta Watson II.....ken-YAH-tuh  
Al'Vonte Woodard.....al-VON-tay

# 2020 ALPHABETICAL ROSTER

NO	NAME	POS	HT	WT	CL-EX	HOMETOWN (PREVIOUS SCHOOL)	NO	NAME	POS	HT	WT	CL-EX	HOMETOWN (PREVIOUS SCHOOL)
40	Ayodele Adeoye	LB	6-1	251	So.-1L	St. Louis, Mo. (IMG Academy (Fla.))	57	Cort Jaquess	LB	6-1	239	Jr.-2L	San Antonio, Texas (Churchill)
1	Chris Adimora	DB	6-1	214	So.-1L	Lakewood, Calif. (Mayfair)	2	Roschon Johnson	RB	6-2	227	So.-1L	Port Neches, Texas (Port Neches-Groves)
82	Kartik Akkihal	WR	6-2	195	So.-SQ	Austin, Texas (Vandegrift)	72	Tyler Johnson	OL	6-6	324	Fr.-RS	Conroe, Texas (Oak Ridge)
87	Parker Alford	WR	5-10	186	Fr.-RS	Dripping Springs, Texas (Dripping Springs)	70	Christian Jones	OL	6-6	310	So.-1L	Cypress, Texas (Cypress Woods)
4	Xavion Alford	DB	6-0	190	Fr.-HS	Pearland, Texas (Shadow Creek)	36	Jacoby Jones	DL	6-4	264	Sr.-1L	Florissant, Mo. (McCluer North/Butler CC)
86	Paxton Anderson	WR	6-4	211	Fr.-HS	Dallas, Texas (Highland Park)	69	Andrej Karic	OL	6-4	294	Fr.-HS	Southlake, Texas (Carroll)
75	Junior Angilau	OL	6-6	294	So.-1L	Salt Lake City, Utah (East)	47	Chandler Kelehan	DS	6-1	195	So.-SQ	Marshall, Texas (Marshall)
16	Ben Ballard	QB	5-11	200	Fr.-RS	Austin, Texas (Hyde Park Baptist)	68	Derek Kerstetter	OL	6-5	293	Sr.-3L	San Antonio, Texas (Reagan)
64	Michael Balis	OL	6-5	299	Fr.-RS	Plano, Texas (Plano West)	81	Reese Leitao	DL	6-4	248	Jr.-2L	Jenks, Okla. (Jenks)
23	Jahdae Barron	DB	5-11	183	Fr.-175	Pflugerville, Texas (Connally)	84	Kennedy Lewis	WR	6-3	192	Fr.-RS	Melissa, Texas (Melissa)
97	Patrick Bayouth	DL	6-4	273	Fr.-RS	Bellaire, Texas (Houston Episcopal)	89	Brayden Liebrock	TE	6-4	234	Fr.-RS	Chandler, Ariz. (Chandler)
96	Tristan Bennett	DL	6-3	235	Sr.-SQ	Irving, Texas (Ranchview)	90	John Lilly	DL	6-1	262	Sr.-TR	Houston, Texas (Strake Jesuit/Texas State)
42	Marquez Bimage	DL	6-2	251	Sr.-3L	Brenham, Texas (Brenham)	27	Zach Lindner	K	5-8	165	Fr.-HS	Kennett Square, Pa. (Kennett)
0	Tarik Black	WR	6-3	217	Sr.-TR	Hamden, Conn. (Cheshire Academy/Michigan)	44	Tannahill Love	DB	5-11	213	Fr.-HS	Fort Worth, Texas (All Saints)
27	Skyler Bonneau	QB/RB	6-1	212	Jr.-SQ	Coppell, Texas (Coppell)	54	Justin Mader	DS	6-2	238	Jr.-2L	Magnolia, Texas (Magnolia)
80	Cade Brewer	TE	6-4	252	Sr.-3L	Austin, Texas (Lake Travis)	65	Jake Majors	OL	6-3	313	Fr.-HS	Prosper, Texas (Prosper)
47	Luke Brockermeyer	LB	6-3	226	So.-1L	Fort Worth, Texas (All-Saints Episcopal)	17	Myles Mass	DB	5-11	184	Fr.-RS	Cypress, Texas (Cy Springs)
45	Vernon Broughton	DL	6-4	290	Fr.-HS	Houston, Texas (Cypress Ridge)	6	Juwan Mitchell	LB	6-1	230	Jr.-1L	Newark, N.J. (Mater Dei/Butler C.C.)
15	Chris Brown	DB	5-11	87	Sr.-3L	Houston, Texas (Elsik)	83	Kai Money	WR	6-0	183	So.-SQ	Brownsville, Texas (St. Joseph Academy)
24	Derrian Brown	RB	5-10	180	Fr.-RS	Buford, Ga. (Buford)	6	Joshua Moore	WR	6-1	169	So.-1L	Yoakum, Texas (Yoakum)
85	Stacy Brown	WR	6-1	190	Fr.-HS	Killeen, Texas (Ellison)	76	Reese Moore	OL	6-7	304	So.-SQ	Seminole, Texas (Seminole)
8	Ryan Bujcevski	P	6-0	183	Jr.-2L	Sydney, Australia (Marist Catholic College Penshurst)	45	Peter Mpagi	DL	6-5	260	Fr.-RS	Sugar Land, Texas (George Ranch)
52	Jett Bush	LB	6-2	235	So.-1L	Houston, Texas (Strake Jesuit)	98	Moro Ojomo	DL	6-3	276	So.-1L	Katy, Texas (Katy)
24	Marques Caldwell	DB	6-1	197	Fr.-RS	Alvin, Texas (Alvin)	78	Denzel Okafor	OL	6-4	317	Sr.-3L	Lewisville, Texas (Lewisville)
1	Hudson Card	QB	6-2	193	Fr.-HS	Austin, Texas (Lake Travis)	21	Troy Omeire	WR	6-3	230	Fr.-HS	Sugar Land, Texas (Fort Bend)
88	Daniel Carson	DL	6-4	276	So.-1L	Kansas City, Mo. (Chrisman)	46	Joseph Ossai	JACK	6-4	253	Jr.-2L	Conroe, Texas (Oak Ridge)
99	Keondre Coburn	DL	6-2	348	So.-1L	Houston, Texas (Westfield)	0	DeMarvion Overshown	LB	6-4	217	Jr.-2L	Arp, Texas (Arp)
95	Alfred Collins	DL	6-5	305	Fr.-HS	Bastrop, Texas (Cedar Creek)	44	Tyler Owens	DB	6-2	205	So.-1L	Plano, Texas (Plano East)
11	Anthony Cook	DB	6-1	185	Jr.-2L	Houston, Texas (Lamar)	71	Logan Parr	OL	6-4	298	Fr.-HS	Helotes, Texas (O'Connor)
52	Samuel Cosmi	OL	6-7	309	Jr.-2L	Humble, Texas (Atascocita)	18	Tremayne Prudhomme	DB	6-1	185	So.-SQ	Houston, Texas (Aldine Davis)
21	Kitan Crawford	DB	5-11	185	Fr.-HS	Tyler, Texas (John Tyler)	5	Bijan Robinson	RB	6-0	222	Fr.-RS	Tucson, Ariz. (Salpointe)
17	Cameron Dicker	K	6-1	204	Jr.-2L	Austin, Texas (Lake Travis)	14	Brenden Schooler	WR	6-2	193	Sr.-TR	Dana Point, Calif. (Mission Viejo/Oregon/Arizona)
16	Kelvontay Dixon	WR	6-0	180	Fr.-HS	Carthage, Texas (Carthage)	33	Anton Simieou	LB	5-11	203	Fr.-HS	Pearland, Texas (Pearland)
32	Prince Dorbah	LB	6-3	220	Fr.-HS	Dallas, Texas (Highland Park)	7	Jake Smith	WR	6-0	200	So.-1L	Scottsdale, Ariz. (Notre Dame Prep)
13	Brennan Eagles	WR	6-4	229	Jr.-2L	Houston, Texas (Alief Taylor)	23	Jarrett Smith	RB	5-7	200	So.-SQ	Webster, Texas (Clear Brook)
43	Zach Edwards	DS	5-11	209	So.-SQ	Azle, Texas (Azle/Oklahoma)	7	Caden Sterns	DB	6-1	207	Jr.-2L	Cibola, Texas (Steele)
48	Jake Ehlinger	LB	5-11	227	Fr.-RS	Austin, Texas (Westlake)	93	T'Vondre Sweat	DL	6-4	348	So.-1L	Huntsville, Texas (Huntsville)
11	Sam Ehlinger	QB	6-3	225	Sr.-3L	Austin, Texas (Westlake)	21	Turner Symonds	DB	6-1	176	So.-SQ	Fort Worth, Texas (Fort Worth Country Day)
19	Malcolm Epps	TE	6-6	244	So.-1L	Houston, Texas (Dekaney)	8	Casey Thompson	QB	6-1	197	So.-1L	Newcastle, Okla. (Newcastle)
39	Montrell Estell	DB	6-1	196	Jr.-2L	Hooks, Texas (Hooks)	28	Jerrin Thompson	DB	6-0	190	Fr.-HS	Lufkin, Texas (Lufkin)
41	Jaylan Ford	LB	6-2	223	Fr.-HS	Frisco, Texas (Lone Star)	9	Josh Thompson	DB	6-0	198	Jr.-3L	Nacogdoches, Texas (Nacogdoches)
25	B.J. Foster	DB	6-2	195	Jr.-2L	Angleton, Texas (Angleton)	13	Marcus Tillman, Jr.	LB	6-1	240	Fr.-RS	Orlando, Fla. (Jones)
79	Matt Frost	OL	6-4	256	So.-SQ	Folsom, Calif. (Folsom)	63	Troy Torres	DL	6-0	281	So.-SQ	El Paso, Texas (Bowie)
77	Jaylen Garth	OL	6-5	299	Fr.-HS	Port Neches, Texas (Port Neches-Groves)	26	Christian Tschauer	DB	5-11	186	Fr.-RS	Odessa, Texas (Permian)
33	David Gbenda	LB	6-0	228	Fr.-RS	Katy, Texas (Cinco Ranch)	55	Willie Tyler	OL	6-7	335	So.-RS	Racine, Wisc. (Racine Lutheran/Iowa Western CC)
74	Rafiti Ghirmal	OL	6-5	291	So.-1L	Frisco, Texas (Wakeland)	50	Byron Vaughns	JACK	6-4	245	So.-SQ	Fort Worth, Texas (Eastern Hills)
91	Sawyer Goram-Welch	DL	6-4	295	Fr.-HS	Longview, Texas (Longview)	38	Erwin Von Nacher	K	6-1	160	Fr.-HS	Monterrey, Mexico (Heartland)
49	Ta'Quon Graham	DL	6-4	294	Sr.-3L	Temple, Texas (Temple)	92	Myron Warren	DL	6-2	290	Fr.-RS	Many, La. (Many)
3	Jalen Green	DB	6-1	197	Jr.-2L	Houston, Texas (Heights)	15	Marcus Washington	WR	6-2	191	So.-1L	St. Louis, Mo. (Trinity Catholic)
43	Chris Hannon	JACK	6-2	229	Fr.-RS	Houston, Texas (Second Baptist)	37	Jaren Watkins	RB	5-5	175	Jr.-SQ	Little Rock, Ark. (Pulaski Academy)
14	DaJon Harrison	WR	5-10	170	Fr.-HS	Hutto, Texas (Hutto)	25	Gabriel Watson	RB	6-2	219	Sr.-TR	Piedmont, Calif. (Piedmont/Sioux Falls)
42	Nathan Hatter	TE	6-2	265	Fr.-RS	Leander, Texas (Glenn)	2	Kenyatta Watson II	DB	6-1	184	Fr.-RS	Loganville, Ga. (Grayson)
35	Russell Hine	LB	6-2	205	Jr.-1L	Austin, Texas (Regents School)	89	Travis West	WR	6-0	187	So.-SQ	Dallas, Texas (Woodrow Wilson)
73	Isaiah Hookfin	OL	6-5	314	Fr.-RS	Sugar Land, Texas (Fort Bend Dulles)	4	Jordan Whittington	WR	6-1	209	Fr.-RS	Cuero, Texas (Cuero)
29	Jaden Hullaby	LB	6-2	217	Fr.-HS	Dallas, Texas (Mansfield Timberview)	18	Jared Wiley	TE	6-7	254	So.-1L	Temple, Texas (Temple)
67	Tope Imade	OL	6-6	355	Sr.-1L	Arlington, Texas (Bowie)	37	Doak Wilson	DB	6-0	202	Fr.-RS	Austin, Texas (Westlake)
26	Keaontay Ingram	RB	6-0	222	Jr.-2L	Carthage, Texas (Carthage)	66	Chad Wolf	OL	6-3	279	Fr.-RS	Austin, Texas (Lake Travis)
3	Ja'Quindon Jackson	QB	6-2	232	Fr.-HS	Dallas, Texas (Duncanville)	9	Al'Vonte Woodard	WR	6-2	214	So.-1L	Houston, Texas (Lamar)
5	D'Shawn Jamison	DB	5-10	184	Jr.-2L	Houston, Texas (Lamar)	32	Daniel Young	RB	6-0	215	Sr.-3L	Houston, Texas (Westfield)
14	Kai Jarmon	WR	6-0	190	Jr.-SQ	Los Altos, Calif. (Los Altos)							

## PRONUNCIATIONS

Ayodele Adeoye.....eye-oh-DEL-ee ah-DAY-oh-way	Prince Dorbah.....DORE-bah	Justin Mader.....MAHD-er
Chris Adimora.....add-ih-MORE-uh	Sam Ehlinger.....EL-in-gurr	Peter Mpagi.....puh-JEE
Kartik Akkihal.....ahk-EE-hall	Montrell Estell.....eh-STELL	Moro Ojomo.....OH-juh-mo
Xavion Alford.....ZAY-vee-ahn AL-ford	David Gbenda.....BEND-ah	Troy Omeire.....oh-MEER-ee
Junior Angilau.....ONG-ee-lau	Rafiti Ghirmal.....GURR-meye	Joseph Ossai.....oh-SIGH
Jahdae Barron.....jah-DAY	Ta'Quon Graham.....tuh-QUAN	DeMarvion Overshown.....deh-MAR-vee-on
Marquez Bimage.....mar-KEZ BIM-ige	DaJon Harrison.....DAY-zahn	Bijan Robinson.....bih-ZHAHN
Tarik Black.....tar-ICK	Tope Imade.....toe-PAY ih-MAHD-eh	Brenden Schooler.....SCHOOOL-er
Vernon Broughton.....BRAWT-un	Keaontay Ingram.....kee-AHN-tay	T'Vondre Sweat.....tuh-VOHN-dray SWET
Ryan Bujcevski.....boo-CHEV-ski	Cort Jaquess.....JAY-kwiss	Erwin Von Nacher.....vahn NAH-kerr
Marques Caldwell.....mar-KEECE	Roschon Johnson.....ROH-shahn	Kenyatta Watson II.....ken-YAH-tuh
Keondre Coburn.....kee-AHN-dray	Andrej Karic.....AHN-dray CAR-ick	Al'Vonte Woodard.....al-VON-tay
Samuel Cosmi.....KOZ-mee	Reese Leitao.....LAY-toe	
Kitan Crawford.....KEE-tuhn	Brayden Liebrock.....LIE-brock	

# DEPTH CHART

## OFFENSE

Pos.	No.	Name (Career Starts)	HT	WT	Class-Exp.	Hometown (Previous School)
<b>QB</b>	11	Sam Ehlinger (34)	6-3	225	Sr.-3L	Austin, Texas (Westlake)
	8	Casey Thompson	6-1	197	So.-1L	Oklahoma City, Okla. (Newcastle)
	1	Hudson Card	6-2	193	Fr.-HS	Austin, Texas (Lake Travis)
	3	Ja'Quinden Jackson	6-2	232	Fr.-HS	Dallas, Texas (Duncanville)
<b>RB</b>	26	Keaontay Ingram (15)	6-0	222	Jr.-2L	Carthage, Texas (Carthage)
	2	Roschon Johnson (1)	6-2	227	So.-1L	Port Neches, Texas (Port Neches-Groves)
	5	Bijan Robinson	6-0	222	Fr.-HS	Tucson, Ariz. (Salpointe)
<b>XWR</b>	0	Tarik Black (1)	6-3	217	Sr.-TR	Hamden, Conn. (Michigan)
	13	Brennan Eagles (8)	6-4	229	Jr.-2L	Houston, Texas (Alief Taylor)
<b>HWR</b>	7	Jake Smith	6-0	200	So.-1L	Scottsdale, Ariz. (Notre Dame Prep)
	83	Kai Money	6-0	183	So.-SQ	Brownsville, Texas (St. Joseph Academy)
	-OR-	Brenden Schooler	6-2	196	Sr.-TR	Dana Point, Calif. (Oregon/Arizona)
<b>ZWR</b>	6	Joshua Moore (1)	6-1	169	R-So.-1L	Yoakum, Texas (Yoakum)
	9	Al'Vonte Woodard	6-2	214	So.-1L	Houston, Texas (Lamar)
<b>YTE</b>	80	Cade Brewer (13)	6-4	250	Sr.-3L	Austin, Texas (Lake Travis)
	18	Jared Wiley (2)	6-7	255	So.-1L	Temple, Texas (Temple)
	19	Malcolm Epps (7)	6-6	245	So.-1L	Houston, Texas (Dekaney)
	-OR-	Brayden Liebrock	6-4	235	Fr.-RS	Chandler, Ariz. (Chandler)
<b>LT</b>	52	Samuel Cosmi (27)	6-7	309	Jr.-2L	Humble, Texas (Atascotia)
	69	Andrej Karic	6-4	294	Fr.-HS	Southlake, Texas (Carroll)
<b>LG</b>	75	Junior Angilau (13)	6-6	294	So.-1L	Salt Lake City, Utah (East)
	74	Rafiti Ghirmai	6-5	291	So.-1L	Frisco, Texas (Wakeland)
	-OR-	Jake Majors	6-3	298	Fr.-HS	Prosper, Texas (Prosper)
<b>C</b>	68	Derek Kerstetter (29)	6-5	310	Sr.-3L	San Antonio, Texas (Reagan)
	65	Jake Majors	6-3	298	Fr.-HS	Prosper, Texas (Prosper)
	-OR-	Rafiti Ghirmai	6-5	291	So.-1L	Frisco, Texas (Wakeland)
<b>RG</b>	78	Denzel Okafor (6)	6-4	315	Sr.-3L	Lewisville, Texas (Lewisville)
	67	Tope Imade	6-6	355	Sr.-1L	Arlington, Texas (Bowie)
<b>RT</b>	70	Christian Jones (1)	6-6	305	So.-1L	Cyprress, Texas (Cypress Woods)
	73	Isaiah Hookfin	6-5	314	Fr.-RS	Sugar Land, Texas (Fort Bend Dulles)

## SPECIAL TEAMS

Pos.	No.	Name (Career Starts)	HT	WT	Class-Exp.	Hometown (Previous School)
<b>K</b>	17	Cameron Dicker	6-1	204	Jr.-2L	Austin, Texas (Lake Travis)
	38	Erwin Von Nacher	6-1	160	Fr.-HS	Monterrey, Mexico (Heartland)
<b>P</b>	8	Ryan Bujcevski	6-0	183	Jr.-2L	Sydney, Aus. (Marist Catholic College Penhurst)
	17	Cameron Dicker	6-1	204	Jr.-2L	Austin, Texas (Lake Travis)
<b>H</b>	8	Ryan Bujcevski	6-0	185	Jr.-2L	Sydney, Aus. (Marist Catholic College Penhurst)
	43	Zach Edwards	5-11	209	So.-RS	Azle, Texas (Oklahoma)
<b>DS</b>	54	Justin Mader	6-2	238	Jr.-2L	Magnolia, Texas (Magnolia)
	43	Zach Edwards	5-11	209	So.-RS	Azle, Texas (Oklahoma)
<b>KR</b>	5	D'Shawn Jamison (11)	5-10	184	Jr.-2L	Houston, Texas (Lamar)
	5	Bijan Robinson	6-0	222	Fr.-HS	Tucson, Ariz. (Salpointe)
<b>PR</b>	5	D'Shawn Jamison (11)	5-10	184	Jr.-2L	Houston, Texas (Lamar)
	7	Jake Smith	6-0	200	So.-1L	Scottsdale, Ariz. (Notre Dame Prep)
	6	Joshua Moore (1)	6-1	169	So.-1L	Cuero, Texas (Cuero)

## DEFENSE

Pos.	No.	Name (Career Starts)	HT	WT	Class-Exp.	Hometown (Previous School)
<b>DE</b>	98	Moro Ojomo (4)	6-3	276	So.-1L	Katy, Texas (Katy)
	36	Jacoby Jones	6-4	264	Sr.-1L	St. Louis, Mo. (Butler CC)
	45	Vernon Broughton	6-4	290	Fr.-HS	Houston, Texas (Cypress Ridge)
<b>DT</b>	49	Ta'Quon Graham (15)	6-4	294	Sr.-3L	Temple, Texas (Temple)
	95	Alfred Collins	6-5	305	Fr.-HS	Bastrop, Texas (Cedar Creek)
	88	Daniel Carson	6-4	276	So.-1L	Kansas City, Mo. (Chrisman)
<b>NT</b>	99	Keondre Coburn (13)	6-2	348	So.-1L	Houston, Texas (Westfield)
	93	T'Vondre Sweat	6-4	348	So.-1L	Huntsville, Texas (Huntsville)
	91	Sawyer Goram-Welch	6-4	295	Fr.-HS	Longview, Texas (Longview)
<b>JACK</b>	46	Joseph Ossai (16)	6-4	253	Jr.-2L	Conroe, Texas (Oak Ridge)
	81	Reese Leitao	6-4	248	Jr.-2L	Jenks, Okla. (Jenks)
	-OR-	Jett Bush	6-2	235	So.-1L	Houston, Texas (Strake Jesuit)
<b>MLB</b>	6	Juwan Mitchell (5)	6-1	230	Jr.-1L	Newark, N.J. (Butler CC)
	57	Cort Jaquess (2)	6-1	239	Jr.-2L	San Antonio, Texas (Churchill)
	-OR-	Ayodele Adeoye (10)	6-1	251	So.-1L	St. Louis, Mo. (IMG Academy [Fla.])
<b>WLB</b>	0	DeMarvion Overshown (3)	6-4	217	Jr.-2L	Arp, Texas (Arp)
	33	David Gbenda (1)	6-0	228	Fr.-RS	Katy, Texas (Cinco Ranch)
	41	Jaylan Ford	6-2	223	Fr.-HS	Frisco, Texas (Lone Star)
<b>CB</b>	5	D'Shawn Jamison (11)	5-10	184	Jr.-2L	Houston, Texas (Lamar)
	3	Jalen Green (7)	6-1	197	Jr.-2L	Houston, Texas (Heights)
	23	Jahdae Barron	5-11	183	Fr.-HS	Pflugerville, Texas (Connally)
<b>SS</b>	15	Chris Brown (13)	5-11	187	Sr.-3L	Houston, Texas (Elsik)
	25	B.J. Foster (14)	6-2	195	Jr.-2L	Angleton, Texas (Angleton)
	44	Tyler Owens (1)	6-2	210	So.-1L	Plano, Texas (Plano)
<b>FS</b>	7	Caden Sterns (22)	6-1	207	Jr.-2L	Cibolo, Texas (Steele)
	39	Montrell Estell (2)	6-1	200	Jr.-2L	Hooks, Texas (Hooks)
	28	Jerrin Thompson	6-0	190	Fr.-HS	Lufkin, Texas (Lufkin)
<b>CB</b>	9	Josh Thompson (4)	6-0	198	Jr.-2L	Nacogdoches, Texas (Nacogdoches)
	2	Kenyatta Watson II	6-1	184	Fr.-RS	Loganville, Ga. (Grayson)
	21	Kitan Crawford	5-11	185	Fr.-HS	Tyler, Texas (John Tyler)
<b>SPUR</b>	1	Chris Adimora (1)	6-1	214	So.-1L	Lakewood, Calif. (Mayfair)
	11	Anthony Cook (7)	6-1	185	Jr.-2L	Houston, Texas (Lamar)
	4	Xavion Alford	6-0	190	Fr.-HS	Pearland, Texas (Shadow Creek)

## PRONUNCIATIONS

Ayodele Adeoye ..... eye-oh-DEL-ee ah-DAY-oh-way	Roschon Johnson ..... ROH-shahn
Chris Adimora ..... add-ih-MORE-uh	Andrej Karic ..... AHN-dray CAR-ick
Kartik Akkihal ..... ahk-EE-hall	Reese Leitao ..... LAY-toe
Xavion Alford ..... ZAY-vee-ahn AL-ford	Brayden Liebrock ..... LEYE-brock
Junior Angilau ..... ONG-ee-lau	Justin Mader ..... MAHD-er
Jahdae Barron ..... jah-DAY	Peter Mpagi ..... puh-JEE
Marqez Bimage ..... mar-KEZ BIM-ige	Moro Ojomo ..... OH-juh-mo
Tarik Black ..... tar-ICK	Troy Omeire ..... oh-MEER-ee
Vernon Broughton ..... BRAWT-un	Joseph Ossai ..... oh-SIGH
Ryan Bujcevski ..... boo-CHEV-ski	DeMarvion Overshown ..... deh-MAR-vee-on
Marques Caldwell ..... mar-KEECE	Bijan Robinson ..... bih-ZAHN
Keondre Coburn ..... kee-AHN-dray	Brenden Schooler ..... SCHOOL-er
Samuel Cosmi ..... KOZ-mee	T'Vondre Sweat ..... tuh-VOHN-dray SWET
Kitan Crawford ..... KEE-tuhn	Erwin Von Nacher ..... vahn NAH-kerr
Prince Dorbah ..... DORE-bah	Kenyatta Watson II ..... ken-YAH-tuh
Sam Ehlinger ..... EL-in-gurr	Al'Vonte Woodard ..... al-VON-tay
Montrell Estell ..... eh-STELL	
David Gbenda ..... BEND-ah	
Rafiti Ghirmai ..... GURR-meye	
Ta'Quon Graham ..... tuh-QUAN	
DaJon Harrison ..... DAY-zhahn	
Tope Imade ..... toe-PAY ih-MAHD-eh	
Keaontay Ingram ..... kee-AHN-tay	
Cort Jaquess ..... JAY-kwiss	



# 2020 STATISTICS | THE LAST TIME... TEXAS

## TEAM

	LAST TIME	SPAN
Scored 50-59.....	59-3 • UTEP (9/12/2020).....	LAST GAME
Scored 60-69.....	66-31 • at Ole Miss (9/15/2012).....	101 games
Scored 70+.....	70-3 • vs. Colorado (12/3/2005).....	184 games
Scored <10.....	7-24 • at TCU (11/4/2017).....	32 games
Scored <7.....	3-38 • at Notre Dame (9/5/2015).....	64 games
Was shutout.....	0-24 • at Iowa State (10/31/2015).....	57 games
Was shutout (home).....	0-30 • Houston (11/6/1976).....	244 home
Shutout opponent.....	56-0 • San Jose State (9/9/2017).....	39 games
Shutout opponent (home).....	56-0 • San Jose State (9/9/2017).....	17 home
Shutout opponent (road).....	23-0 • at Kansas (9/27/2014).....	29 road
Shutout a Big 12 opponent.....	23-0 • at Kansas (9/27/2014).....	54 Big 12
Shutout by Big 12 opponent.....	0-24 • at Iowa State (10/31/2015).....	43 Big 12
300-399 yards rushing.....	329 • at Oklahoma State (10/1/2016).....	47 games
400+ yards rushing.....	406 • San Jose State (9/9/2017).....	39 games
<100 yards rushing.....	54 • at Iowa State (Nov. 16, 2019).....	4 games
<0 yds rushing.....	-7 • vs. Oklahoma (10/07/2000).....	274 games
300-399 passing yards.....	348 • vs. Texas Tech (11/29/2019).....	2 games
400-499 passing yards.....	481 • UTEP (9/12/2020).....	LAST GAME
500-599 total yards.....	509 • at Rice (9/14/2019).....	11 games
600+ total yards.....	689 • UTEP (9/12/2020).....	LAST GAME
<200 yards total offense.....	163 • at Notre Dame (9/5/2015).....	64 games
<100 yards total offense.....	59 • vs. Arkansas (12/29/2014).....	65 games
100-yard rusher & 100-yard receiver.....	105 rush, Roschon Johnson; 199 rec, Devin Duvernay	
	• vs. Texas Tech (11/29/2019).....	2 games
30+ first downs.....	33 • Kansas (10/19/2019).....	7 games
100+ penalty yards.....	100 • vs. Texas Tech (11/29/2019).....	2 game
2+ fumbles lost.....	2 • Texas Tech (11/24/2017).....	29 games
Scored a safety.....	vs. Kansas State (9/30/2018).....	23 games
Allowed a safety.....	vs. Oklahoma (12/1/2018).....	16 games
Scored a 1-point safety.....	Texas A&M (11/26/2004).....	196 games
Forced 5+ turnovers.....	5 (3 INT, 2 FR) • Rice (9/12/2015).....	63 games
Committed 5+ turnovers.....	5 • at West Virginia (11/14/2015).....	54 games
4+ interceptions.....	4 • at West Virginia (10/5/2019).....	9 games
Forced 2+ fumbles.....	2 • vs. Texas Tech (11/29/2019).....	2 games
2+ defensive TD's.....	Oklahoma State (9/26/2015).....	60 games
	34-yard fumble return by Hassan Ridgeway, 41-yd interception return by Holton Hill	
Defensive & special teams TD.....	Maryland (9/2/2017).....	40 games
	31 INT by Holton Hill, 65 blocked FG return by Holton Hill, 91 PR by Reggie Hemphill-Mapps	
4 TD's in game.....	Chris Warren, III (4 rush) • Texas Tech (11/26/2015).....	54 games

## RUSHING

	LAST TIME	SPAN
100-199 yards.....	108 by Keaontay Ingram • vs. Utah (12/31/2019).....	1 game
200-299 yards.....	250 by D'Onta Foreman • at Kansas (11/20/2016).....	42 games
300-399 yards.....	341 by D'Onta Foreman • Texas Tech (11/6/2016).....	44 games
2 players w/ 100+ yards.....	148 by D'Onta Foreman; 106 by Chris Warren III • at Oklahoma State (10/1/2016).....	49 games
30+ attempts.....	31 by D'Onta Foreman • TCU (11/25/2016).....	41 games
Consecutive 100-yard games.....	Sam Ehlinger • 107 vs. K-State; 110 vs. Oklahoma • (10/7,14/2017).....	35 games
Consecutive 200-yard games.....	D'Onta Foreman • Baylor & at Texas Tech (2016).....	44 games
50-59 yard run.....	57 • vs. Oklahoma (10/12/2019).....	8 games
60-69 yard run.....	68 by Keaontay Ingram • at Baylor (11/23/2019).....	3 games
70-79 yard run.....	74 by D'Onta Foreman • at Texas Tech (11/5/2016).....	44 games
80-89 yard run.....	81 by D'Onta Foreman • vs. Oklahoma (10/10/2015).....	58 games
90+ yard run.....	91 by Chris Warren III • Texas Tech (11/26/2015).....	53 games
3 touchdowns.....	Roschon Johnson • vs. Texas Tech (11/29/2019).....	2 games
4+ touchdowns.....	Chris Warren III (4) • Texas Tech (11/26/2015).....	54 games

## PASSING

	LAST TIME	SPAN
300-399 yards.....	348 by Sam Ehlinger • vs. Texas Tech (11/29/2019).....	2 games
400+ yards.....	426 by Sam Ehlinger • UTEP (9/12/2020).....	LAST GAME
40-49 attempts.....	40 by Sam Ehlinger • at Iowa State (Nov. 16, 2019).....	4 games
50+ attempts.....	50 by Sam Ehlinger • vs. Kansas State (10/7/2017).....	35 games
25+ completions.....	25 by Sam Ehlinger • UTEP (9/12/2020).....	LAST GAME
3+ touchdowns.....	5 by Sam Ehlinger • UTEP (9/12/2020).....	LAST GAME
4+ touchdowns.....	5 by Sam Ehlinger • UTEP (9/12/2020).....	LAST GAME
5+ touchdowns.....	5 by Sam Ehlinger • UTEP (9/12/2020).....	LAST GAME
6+ touchdowns.....	6 by Colt McCoy • Baylor (10/14/2006).....	174 games
Consecutive 300+ yd games.....	399, 321 by Sam Ehlinger • vs. Kansas, at TCU (10/26/2019).....	6 games
50-59 yard completion.....	51 by Sam Ehlinger to Cade Brewer • Kansas (10/19/2019).....	7 games
60-69 yard completion.....	63 by Sam Ehlinger to Devin Duvernay • at TCU (10/26/2019).....	6 games
70-79 yard completion.....	78 by Sam Ehlinger to Joshua Moore • UTEP (9/12/2020).....	LAST GAME
80-89 yard completion.....	80 by Shane Buechele to Devin Duvernay • at Kansas State (10/22/2016).....	45 games
90+ yard completion.....	90 by Sam Ehlinger to John Burt • Oklahoma State (10/21/2017).....	33 games

## RECEIVING

	LAST TIME	SPAN
100-199 yards.....	127 by Joshua Moore • UTEP (9/12/2020).....	LAST GAME
200+ yards.....	273 by Jordan Shipley • UCF (11/7/2009).....	134 games
2 players w/ 100+ yards.....	110 by Devin Duvernay & Collin Johnson • Kansas State (11/9/2019).....	5 games
10+ receptions.....	10 by Devin Duvernay • at Baylor (11/23/2019).....	3 games
15+ receptions.....	15 by Jordan Shipley • Oklahoma State (10/25/2008).....	150 games
Consecutive 100-yard games.....	D. Duvernay • Kansas, at TCU, K-State, Iowa State (11/9/2019).....	4 games
3+ Consecutive 100-yard games.....	D. Duvernay • Kansas, at TCU, K-State, Iowa State (11/9/2019).....	4 games
4+ Consecutive 100-yard games.....	D. Duvernay • Kansas, at TCU, K-State, Iowa State (11/9/2019).....	4 games
50-59 yard reception.....	51 by Cade Brewer • Kansas (10/19/2019).....	7 games
60-69 yard reception.....	63 by Devin Duvernay • at TCU (10/26/2019).....	6 games
70-79 yard reception.....	78 by Joshua Moore • UTEP (9/12/2020).....	LAST GAME
80-89 yard reception.....	80 by Devin Duvernay • at Kansas State (10/22/2016).....	46 games
90+ yard reception.....	90 by John Burt • Oklahoma State (10/21/2017).....	34 games
3+ touchdowns.....	3 by Jaxon Shipley • at Oklahoma State (9/29/2012).....	100 games

## SPECIAL TEAMS

	LAST TIME	SPAN
50-59 yard field goal.....	57 by Cameron Dicker • at Rice (9/14/19).....	11 games
60+ yard field goal.....	60 by Russell Erxleben • Texas Tech (10/29/1977).....	525 games
Made 3+ field goals.....	3 by Cameron Dicker • Baylor (10/13/2018).....	21 games
Made 7+ PAT's.....	8 by Joshua Rowland • San Jose State (9/9/2017).....	38 games
60-69 yard punt.....	67 by Chris Naggar • at Iowa State (Nov. 16, 2019).....	4 games
70+ yard punt.....	76 by Michael Dickson • at TCU (11/4/2017).....	32 games
Missed PAT.....	by Cameron Dicker • vs. Texas Tech (11/29/2019).....	2 games
TD on kickoff return.....	98 by D'Shawn Jamison • at Rice (9/14/2019).....	11 games
TD on punt return.....	90 by D'Shawn Jamison • Kansas State (9/30/2018).....	23 games
50-69 yard punt return.....	53 by Brandon Jones • Kansas State (11/9/2019).....	5 games
70+ yard punt return.....	71 by D'Shawn Jamison • vs. Utah (12/31/2019).....	1 game
2+ TD on kickoff return.....	NEVER	
TD on kickoff return to start game.....	88 by Greg Lott • at Texas Tech (9/24/1966).....	650 games
Consecutive games with special teams TD.....	by Fozzy Whittaker (2011).....	110 games
	100 KR vs. Oklahoma & 100 KR Oklahoma State	
Recovered on-side kick.....	by Chris Adimora • Oklahoma St. (9/21/2019).....	10 games
2-point conversion.....	Pass Sam Ehlinger to Roschon Johnson • Oklahoma St. (9/21/2019).....	10 games
Defensive 2-point conversion.....	D'Shawn Jamison • Kansas (10/19/2019).....	7 games
Blocked PAT.....	Malcolm Roach • Kansas (10/19/2019).....	7 games
Blocked FG.....	Joseph Ossai • Kansas (10/19/2019).....	7 games
TD on blocked FG.....	46 by Anthony Wheeler • USC (9/15/2018).....	25 games
Blocked punt.....	by Lorenzo Joe • at TCU (11/4/2017).....	33 games
TD on blocked punt.....	34 by Josh Turner • at Iowa State (10/1/2011).....	111 games

## DEFENSE

	LAST TIME	SPAN
10-14 tackles.....	12 by Brandon Jones • vs. Texas Tech (11/29/2019).....	2 games
15+ tackles.....	15 by Hassan Ridgeway • Rice (9/12/2015).....	63 games
6+ tackles for loss.....	6 by Joseph Ossai • vs. Utah (12/31/2019).....	1 game
5+ tackles for loss.....	6 by Joseph Ossai • vs. Utah (12/31/2019).....	1 game
4+ tackles for loss.....	6 by Joseph Ossai • vs. Utah (12/31/2019).....	1 game
4+ sacks.....	4.5 by Alex Okafor • vs. Oregon State (12/29/2012).....	91 games
3+ sacks.....	3.0 by Joseph Ossai • vs. Utah (12/31/2019).....	1 game
2+ interceptions.....	2 by D'Shawn Jamison • at West Virginia (10/5/2019).....	9 games
2+ fumble recoveries.....	2 by John Bonney • at Baylor (10/28/2017).....	33 games
TD on interception return.....	43 by DeShon Elliott • at Baylor (10/28/2017).....	33 games
TD on fumble return.....	38 by Anthony Wheeler • vs. Missouri (12/27/2017).....	28 games
Sack, forced fumble and fumble recovery.....	by Marqez Bimage • vs. Texas Tech (11/29/2019).....	2 games

# 2020 STATISTICS | THE LAST TIME... OPPONENTS

TEAM	LAST TIME	SPAN
Scored 50-59	41-51 • Maryland (9/2/2017)	40 games
Scored 60-69	21-63 • vs. Oklahoma (10/13/2012)	100 games
Scored 70+	NEVER	NEVER
Scored <10	59-3 • UTEP (9/12/2020)	LAST GAME
Scored <7	59-3 • UTEP (9/12/2020)	LAST GAME
300+ yards rushing	309 • TCU (11/25/16)	41 games
<100 yards rushing	43 • UTEP (9/12/2020)	LAST GAME
<0 yards rushing	-5 • USC (9/15/2018)	25 games
300-399 passing yards	399 • vs. Texas Tech (11/29/2019)	2 games
400+ passing yards	471 • LSU (9/7/2019)	12 games
500-599 total yards	511 • vs. Kansas (1/19/2019)	7 games
600+ total yards	624 • Baylor (10/29/2016)	46 games
100-199 total yards	192 • at Oklahoma State (11/15/2014)	66 games
<100 total yards	94 • North Texas (8/30/2014)	78 games
30+ first downs	32 • at Texas Tech (11/10/2018)	18 games
100+ penalty yards	120 • West Virginia (11/3/2018)	19 games
2+ fumbles lost	2 • at Texas Tech (11/10/2018)	18 games
Scored a safety	vs. Oklahoma (12/1/2018)	15 games
4+ interceptions	4 • at TCU (10/26/2019)	6 games
2+ non-offensive TDs	40-yard fumble return, 33-yard interception return • TCU (11/27/2014)	66 games
3 total touchdowns (rush+rec)	3 receiving by CeeDee Lamb • vs. Oklahoma (10/12/2019)	8 games
4+ total touchdowns (rush+rec)	4 receiving by Kevonte Turpin • at TCU (10/3/2015)	60 games

RUSHING	LAST TIME	SPAN
100-199 yards	101 by Breece Hall • at Iowa State (Nov. 16, 2019)	4 games
200-299 yards	214 by Samaje Perine • vs. Oklahoma (10/8/2016)	49 games
300+ yards	317 by Rashaan Salaam • Colorado (10/1/1994)	331 games
3+ touchdowns	3 by Taysom Hill • BYU (9/6/2014)	76 games
30+ attempts	37 by Chuba Hubbard • Oklahoma St. (9/21/2019)	10 games
50-69 yard run	65 by Pooka Williams • vs. Kansas (1/19/2019)	7 games
70-79 yard run	70 by Darius Anderson • TCU (11/25/2016)	42 games
80+ yard run	95 by Damien Williams • vs. Oklahoma (10/13/2012)	98 games


PASSING	LAST TIME	SPAN
300-399 yards	399 by Jett Duffey • vs. Texas Tech (11/29/2019)	2 games
400+ yards	471 by Joe Burrow • LSU (9/7/2019)	12 games
40-49 attempts	48 by Brock Purdy • at Iowa State (Nov. 16, 2019)	4 games
50+ attempts	58 by Jett Duffey • vs. Texas Tech (11/29/2019)	2 games
25+ completions	36 by Jett Duffey • vs. Texas Tech (11/29/2019)	2 games
3 touchdowns	4 by Carter Stanley • vs. Kansas (1/19/2019)	7 games
4 touchdowns	4 by Carter Stanley • vs. Kansas (1/19/2019)	7 games
5 touchdowns	by Deshone Kizer • at Notre Dame (9/4/2016)	50 games
6+ touchdowns	6 by by Kliff Kingsbury • Texas Tech (11/16/2002)	226 games
50-59 yard completion	52 by Jett Duffey to KeSean Carter • vs. Texas Tech (11/29/2019)	2 games
60-69 yard completion	61 by Joe Burrow • LSU (9/7/2019)	12 games
70-79 yard completion	75 by Brock Purdy • at Iowa State (Nov. 16, 2019)	4 games
80+ yard completion	97 by Sam B. Richardson • Iowa State (10/3/2013)	85 games

RECEIVING	LAST TIME	SPAN
100-199 yards	150 by K.Carter, 135 by E.Ezukanma • vs. Texas Tech (11/29/2019)	2 games
200+ yards	222 by Tylan Wallace • vs. Oklahoma State (10/27/2018)	20 games
2 players w/ 100+ yards	150 by K.Carter, 135 by E.Ezukanma • vs. Texas Tech (11/29/2019)	2 games
3 players w/ 100+ yards	163 by J. Jefferson, 147 by J. Chase, 123 by T Marshall • LSU (9/7/2019)	12 games
15+ receptions	16 by Kevin White • West Virginia (11/8/2014)	67 games
50-59 yard reception	52 by KeSean Carter • vs. Texas Tech (11/29/2019)	2 games
60-69 yard reception	61 by Justin Jefferson • LSU (9/7/2019)	12 games
70-79 yard reception	75 by Deshaunte Jones • at Iowa State (Nov. 16, 2019)	4 games
80+ yard reception	97 by Quenton Bundrage • Iowa State (10/3/2013)	85 games
3+ touchdowns	3 by CeeDee Lamb • vs. Oklahoma (10/12/2019)	8 games

SPECIAL TEAMS	LAST TIME	SPAN
50-59 yard field goal	51 by Clayton Hatfield • Texas Tech (11/26/2015)	54 games
60+ yard field goal	67 by Steve Little • Arkansas (10/15/1977)	526 games
Made 3+ field goals	3 by Matt Ammendola • Oklahoma St. (9/21/2019)	10 games
Made 7+ PAT's	7 by Mike Hunnicutt • vs. Oklahoma (10/13/2012)	36 games
60-69 yard punt	61 by Corey Dunn • Iowa State (11/17/2018)	17 games
70+ yard Punt	76 by Kyle Thompson • at Kansas (11/23/2018)	17 games
Missed PAT	by Ben Grogan • at Oklahoma State (10/1/2016)	49 games
TD on kickoff return	91 by Alex Ross • Kansas State (11/9/2019)	5 games
TD on punt return	73 by Jeff Scott • Ole Miss (9/14/2013)	89 games
2-point conversion	Rush by Chad Hansen • at California (9/17/2016)	51 games
Defensive 2-point conversion	at Oklahoma State (10/1/2016)	50 games
Blocked PAT	vs. Oklahoma (12/1/2018)	15 games
Blocked FG	at Baylor (10/28/2017)	33 games
TD on blocked FG	71 by Antoine Brooks, Jr • Maryland (9/2/2017)	40 games
TD on blocked punt	6 by Ghaali Muhammad • Wyoming (9/12/2009)	141 games

DEFENSE	LAST TIME	SPAN
10+ tackles	13 by D. Fields • vs. Texas Tech (11/29/2019)	2 games
5+ tackles for loss	7 by Ndamukong Suh • vs. Nebraska (12/5/2009)	130 games
4+ sacks	4.5 by Ndamukong Suh • vs. Nebraska (12/5/2009)	130 games
2+ interceptions	2 by Sam Carter • TCU (11/27/2014)	66 games
2+ fumble recoveries	2 by Ian Campbell • Kansas State (11/11/2006)	171 games
TD on interception return	55 by Brandon Stewart • Kansas (11/19/2016)	42 games
TD on fumble return	100 by Douglas Coleman • Texas Tech (11/5/2016)	44 games

# BOX SCORES

	
<b>GAME ONE</b> Sept. 12, 2020   Austin, Texas Attendance: 15,337   TV: LHN	
<b>UTEP</b> NR/NR	<b>3</b>
<b>TEXAS</b> 14/14	<b>59</b>

Score by Quarters	1	2	3	4	OT	Score
UTEP	0	3	0	0	-	3
Texas	21	24	7	7	-	59

## Scoring Summary

Qtr	Time	Team	Summary
1st	14:41	UT	Moore 78 yd pass from Ehlinger (Dicker kick)
			1-78 0:19, UTEP 0 - UT 7
	09:32	UT	Brewer 20 yd pass from Ehlinger (Dicker kick)
			10-67 3:24, UTEP 0 - UT 14
	04:57	UT	Johnson, Roschon 1 yd run (Dicker kick)
			8-70 3:03 UTEP 0 - UT 21
2nd	14:10	UT	Schooler 40 yd pass from Ehlinger (Dicker kick)
			4-76 0:50, UTEP 0 - UT 28
	12:15	UT	Black 5 yd pass from Ehlinger (Dicker kick)
			3-42 1:02, UTEP 0 - UT 35
	06:16	UT	Dicker, Cameron 32 yd field goal
			11-54 3:07, UTEP 0 - UT 38
	01:39	UTEP	BAECHLE, Gavin 47 yd field goal
			11-46 4:37, UTEP 3 - UT 38
	00:06	UT	Money 6 yd pass from Ehlinger (Dicker kick)
			6-75 1:33, UTEP 3 - UT 45
3rd	02:11	UT	Eagles 35 yd pass from Thompson (Dicker kick)
			4-68 1:14, UTEP 3 - UT 52
4th	13:00	UT	Washington 17 yd pass from Thompson (Dicker kick)
			8-54 2:28, UTEP 3 - UT 59

	UTEP	UT
FIRST DOWNS	14	28
RUSHES-YARDS (NET)	33-43	33-208
PASSING YDS (NET)	190	481
Passes Att-Comp-Int	39-19-1	41-29-0
TOTAL OFFENSE PLAYS-YARDS	72-233	74-689
Fumble Returns-Yards	0-0	0-0
Punt Returns-Yards	1--1	4-13
Kickoff Returns-Yards	1-13	1-22
Interception Returns-Yards	0-0	1-0
Punts (Number-Avg)	8-36.4	2-40.5
Fumbles-Lost	0-0	1-0
Penalties-Yards	7-30	6-55
Possession Time	34:17	25:43
Third-Down Conversions	3 of 16	5 of 10
Fourth-Down Conversions	1 of 3	0 of 1
Red-Zone Scores-Chances	0-1	6-7
Sacks By: Number-Yards	0-0	2-16


**RUSHING:** UTEP-HANKINS, Deion 11-34; FLORES, R. 4-28; VAN-HOOK, J. 1-3; FIELDS, Josh 4-0; ELDRIDGE, W. 5-0; HARDISON, Gavin 1-minus 2; AWATT, Ronald 5-minus 4; BROWNHOLTZ, C. 2-minus 16. Texas-Ingram,Keaontay 9-44; Robinson,Bijan 5-38; Johnson,Roschon 8-38; Whittington,Jor 1-15; Ehlinger,Sam 3-12; Thompson,Casey 1-9; Card,Hudson 2-8; Smith,Jarrett 2-5; Team 2-minus 1; Epps,Malcolm 0-40.


**PASSING:** UTEP-HARDISON, Gavin 12-27-1-141; BROWNHOLTZ, C. 7-10-0-49; BRAVO, Isaiah 0-2-0-0. Texas-Ehlinger,Sam 25-33-0-426; Thompson,Casey 4-7-0-55; Card,Hudson 0-1-0-0.

**RECEIVING:** UTEP-GARRETT, Justin 4-58; COWING, Jacob 4-49; DAWN JR., W. 3-34; COOPER, D. 2-20; BANKS, Miles 2-12; FARR, Josh 2-11; COUSINS, Adam 1-7; ELDRIDGE, W. 1-minus 1. Texas-Moore,Joshua 6-127; Black,Tarik 5-80; Money,Kai 4-26; Brewer,Cade 3-40; Schooler,Brende 2-65; Whittington,Jor 2-45; Washington,Marc 2-43; Liebrock,Brayde 2-11; Robinson,Bijan 2-9; Eagles,Brennan 1-35.

**INTERCEPTIONS:** UTEP-None. Texas-Thompson,Josh 1-0.


**FUMBLES:** UTEP-None. Texas-Black,Tarik 1-0.


	
<b>GAME TWO</b> Sept. 26, 2020   Lubbock, Texas Attendance: TBD   TV: FOX	
<b>TEXAS</b> -/-	<b>-</b>
<b>TEXAS TECH</b> -/-	<b>-</b>


	
<b>GAME THREE</b> Oct. 3, 2020   Austin, Texas Attendance: TBD   TV: TBA	
<b>TCU</b> -/-	<b>-</b>
<b>TEXAS</b> -/-	<b>-</b>




# BOX SCORES


	<b>GAME FOUR</b> Oct. 10, 2020   Dallas, Texas Attendance: TBD   TV: FOX
<b>TEXAS</b> -/-	-
<b>OKLAHOMA</b> -/-	-


	<b>GAME FIVE</b> Oct. 24, 2020   Austin, Texas Attendance: TBD   TV: TBA
<b>BAYLOR</b> -/-	-
<b>TEXAS</b> -/-	-

	<b>GAME SIX</b> Oct. 31, 2020   Stillwater, Okla. Attendance: TBD   TV: TBA
<b>TEXAS</b> -/-	-
<b>OKLAHOMA STATE</b> -/-	-


# BOX SCORES

		
<b>GAME SEVEN</b> Nov. 7, 2020   Austin, Texas Attendance: TBD   TV: TBA		
<b>WEST VIRGINIA</b> -/-	-	
<b>TEXAS</b> -/-	-	

		
<b>GAME EIGHT</b> Nov. 21, 2020   Lawrence, Kan. Attendance: TBD   TV: TBA		
<b>TEXAS</b> -/-	-	
<b>KANSAS</b> -/-	-	

		
<b>GAME NINE</b> Nov. 27, 2020   Austin, Texas Attendance: TBD   TV: ABC/ESPN		
<b>IOWA STATE</b> -/-	-	
<b>TEXAS</b> -/-	-	

# BOX SCORES

		<b>GAME 10</b> Dec. 5, 2020   Manhattan, Kan. Attendance: TBD   TV: TBA
<b>TEXAS</b> -/-		-
<b>KANSAS STATE</b> -/-		-



# SELECT PLAYERS GAME-BY-GAME STATISTICS

## O TARIK BLACK

WR | 6-3 | 217 | SR-TR  
HAMDEN, CONN. | MICHIGAN

### CAREER HIGHS (AT TEXAS)

Receptions.....	5 vs. UTEP (2020)
Receiving Yards.....	80 vs. UTEP (2020)
Receiving TDs.....	1 vs. UTEP (2020)
Long Reception.....	31 vs. UTEP (2020)

### CAREER TOTALS (AT TEXAS)

100-yard receiving games.....	None
Multiple receiving TD games.....	None

### BLACK'S 2020 GAME-BY-GAME RECEIVING STATS (AT TEXAS)

Date	Opponent	No.	Yds	TD	Long
Sept. 12	UTEP	5	80	1	31
Sept. 26	at Texas Tech	-	-	-	-
Oct. 3	TCU	-	-	-	-
Oct. 10	vs. Oklahoma	-	-	-	-
Oct. 24	Baylor	-	-	-	-
Oct. 31	at Oklahoma State	-	-	-	-
Nov. 7	West Virginia	-	-	-	-
Nov. 21	at Kansas	-	-	-	-
Nov. 27	Iowa State	-	-	-	-
Dec. 5	at Kansas State	-	-	-	-

### BLACK'S CAREER RECEIVING STATS (AT TEXAS)

Year	G	Rec	Yds	Avg	TD	Long	Avg/G
2020	1	5	80	16.0	1	31	80.0
Career	1	5	80	16.0	1	31	80.0

## 2 ROSCHON JOHNSON

RB | 6-2 | 215 | SO-1L  
PORT NECHES, TEXAS | PORT NECHES-GROVES

### CAREER HIGHS

Attempts.....	23 vs. Texas Tech (2019)
Rushing Yards.....	121 at West Virginia (2019)
Rushing TDs.....	3 vs. Texas Tech (2019)
Long Rush.....	52 vs. Oklahoma (2019)
Receptions.....	4 vs. Oklahoma (2019)
Receiving Yards.....	30 at Rice (2019)
Receiving TDs.....	1 at Rice (2019)
Long Reception.....	25 at Rice (2019)
All-Purpose Yards.....	131 at West Virginia (2019)

### CAREER TOTALS

100-yard rushing games.....	2, last vs. Texas Tech (2019)
Multiple rush TD games.....	1 vs. Texas Tech (2019)

### JOHNSON'S 2019 GAME-BY-GAME RUSHING STATS

Date	Opponent	Att	Yds	TD	Long	Avg
Aug. 31	Louisiana Tech	7	26	0	8	3.7
Sept. 7	LSU	7	32	0	7	4.6
Sept. 14	at Rice	11	59	0	13	5.4
Sept. 21	Oklahoma State	9	30	1	14	3.3
Oct. 5	at West Virginia	21	121	0	17	5.8
Oct. 12	vs. Oklahoma	8	95	1	57	11.9
Oct. 19	Kansas	11	46	1	14	4.2
Oct. 26	at TCU	5	9	1	3	1.8
Nov. 9	Kansas State	5	37	0	20	7.4
Nov. 16	at Iowa State	5	18	0	5	3.0
Nov. 23	at Baylor	4	22	0	10	5.5
Nov. 29	Texas Tech	23	105	3	16	4.6
Dec. 31	vs. Utah*	6	49	0	29	8.2

### JOHNSON'S 2019 GAME-BY-GAME RECEIVING STATS

Date	Opponent	No.	Yds	TD	Long
Aug. 31	Louisiana Tech	2	14	0	13
Sept. 7	LSU	3	17	0	7
Sept. 14	at Rice	3	30	1	25
Sept. 21	Oklahoma State	1	15	0	15
Oct. 5	at West Virginia	1	10	0	10
Oct. 12	vs. Oklahoma	4	23	0	11
Oct. 19	Kansas	0	0	0	0
Oct. 26	at TCU	1	5	0	5
Nov. 9	Kansas State	1	7	0	7
Nov. 16	at Iowa State	2	17	0	12
Nov. 23	at Baylor	3	16	0	6
Nov. 29	Texas Tech	2	4	0	5
Dec. 31	vs. Utah*	0	0	0	0

### JOHNSON'S 2020 GAME-BY-GAME RUSHING STATS

Date	Opponent	Att	Yds	TD	Long	Avg
Sept. 12	UTEP	8	38	1	9	4.8
Sept. 26	at Texas Tech	-	-	-	-	-
Oct. 3	TCU	-	-	-	-	-
Oct. 10	vs. Oklahoma	-	-	-	-	-
Oct. 24	Baylor	-	-	-	-	-
Oct. 31	at Oklahoma State	-	-	-	-	-
Nov. 7	West Virginia	-	-	-	-	-
Nov. 21	at Kansas	-	-	-	-	-
Nov. 27	Iowa State	-	-	-	-	-
Dec. 5	at Kansas State	-	-	-	-	-

### JOHNSON'S 2020 GAME-BY-GAME RECEIVING STATS

Date	Opponent	No.	Yds	TD	Long
Sept. 12	UTEP	0	0	0	0
Sept. 26	at Texas Tech	-	-	-	-
Oct. 3	TCU	-	-	-	-
Oct. 10	vs. Oklahoma	-	-	-	-
Oct. 24	Baylor	-	-	-	-
Oct. 31	at Oklahoma State	-	-	-	-
Nov. 7	West Virginia	-	-	-	-
Nov. 21	at Kansas	-	-	-	-
Nov. 27	Iowa State	-	-	-	-
Dec. 5	at Kansas State	-	-	-	-

### JOHNSON'S CAREER RUSHING STATS

Year	G	Att	Yds	TD	Long	Avg	Avg/G
2019	13	123	649	7	57	5.3	49.9
2020	1	8	38	1	9	4.8	38.0
Career	14	131	687	8	57	5.2	49.1

### JOHNSON'S CAREER RECEIVING STATS

Year	G	Rec	Yds	Avg	TD	Long	Avg/G
2019	13	23	158	6.9	1	25	12.2
2020	1	0	0	0.0	0	0	0.0
Career	14	23	158	6.9	1	25	11.3

## 3 JALEN GREEN

DB | 6-1 | 195 | JR-2L  
HOUSTON, TEXAS | HEIGHTS

### CAREER HIGHS

Tackles.....	8 vs. LSU (2019)
Solo tackles.....	8 vs. LSU (2019)
Tackles for loss.....	1.0, twice, last at TCU (2019)
Sacks.....	None
Interceptions.....	None
Pass breakups.....	2 vs. Louisiana Tech (2019)
Forced fumbles.....	None
Fumbles recovered.....	None
Blocked kicks.....	None

### CAREER TOTALS

Games with 5-plus tackles.....	3, last at Baylor (2019)
Games with 8-plus tackles.....	1, last vs. LSU (2019)
Games with 10-plus tackles.....	None

### GREEN'S 2018 GAME-BY-GAME DEFENSIVE STATS

Date	Opponent	TKL(Solo)	TFL	Sacks	Int	PBU	FF	FR	Blk
Sept. 1	at Maryland	-	-	-	DNP	-	-	-	-
Sept. 8	Tulsa	0 (0)	0	0	0	0	0	0	0
Sept. 15	USC	-	-	-	DNP	-	-	-	-
Sept. 22	TCU	-	-	-	DNP	-	-	-	-
Sept. 29	at Kansas State	0 (0)	0	0	0	0	0	0	0
Oct. 6	vs. Oklahoma	0 (0)	0	0	0	0	0	0	0
Oct. 13	Baylor	0 (0)	0	0	0	0	0	0	0
Oct. 27	at Oklahoma State	0 (0)	0	0	0	0	0	0	0
Nov. 3	West Virginia	0 (0)	0	0	0	0	0	0	0
Nov. 10	at Texas Tech	1 (0)	0	0	0	0	0	0	0
Nov. 17	Iowa State	0 (0)	0	0	0	0	0	0	0
Nov. 23	at Kansas	0 (0)	0	0	0	0	0	0	0
Dec. 1	vs. Oklahoma &	0 (0)	0	0	0	0	0	0	0
Jan. 1	vs. Georgia !	1 (1)	0	0	0	0	0	0	0

### GREEN'S 2019 GAME-BY-GAME DEFENSIVE STATS

Date	Opponent	TKL(Solo)	TFL	Sacks	Int	PBU	FF	FR	Blk
Aug. 31	Louisiana Tech	5 (4)	0	0	0	2	0	0	0
Sept. 7	LSU	8 (8)	0	0	0	0	0	0	0
Sept. 14	at Rice	1 (0)	0	0	0	0	0	0	0
Sept. 21	Oklahoma State	2 (2)	1.0	0	0	1	0	0	0
Oct. 5	at West Virginia	-	-	-	DNP	-	-	-	-
Oct. 12	vs. Oklahoma	-	-	-	DNP	-	-	-	-
Oct. 19	Kansas	-	-	-	DNP	-	-	-	-
Oct. 26	at TCU	3 (2)	1.0	0	0	0	0	0	0
Nov. 9	Kansas State	2 (0)	0	0	0	0	0	0	0
Nov. 16	at Iowa State	2 (2)	0	0	0	1	0	0	0
Nov. 23	at Baylor	5 (2)	0	0	0	1	0	0	0
Nov. 29	Texas Tech	0 (0)	0	0	0	0	0	0	0
Dec. 31	vs. Utah*	2 (1)	0	0	0	0	0	0	0

### GREEN'S 2020 GAME-BY-GAME DEFENSIVE STATS

Date	Opponent	TKL(Solo)	TFL	Sacks	Int	PBU	FF	FR	Blk
Sept. 12	UTEP	1 (1)	0	0	0	0	0	0	0
Sept. 26	at Texas Tech	-	-	-	-	-	-	-	-
Oct. 3	TCU	-	-	-	-	-	-	-	-
Oct. 10	vs. Oklahoma	-	-	-	-	-	-	-	-
Oct. 24	Baylor	-	-	-	-	-	-	-	-
Oct. 31	at Oklahoma State	-	-	-	-	-	-	-	-
Nov. 7	West Virginia	-	-	-	-	-	-	-	-
Nov. 21	at Kansas	-	-	-	-	-	-	-	-
Nov. 27	Iowa State	-	-	-	-	-	-	-	-
Dec. 5	at Kansas State	-	-	-	-	-	-	-	-

### GREEN'S CAREER DEFENSIVE STATS

Year	G	TKL	Solo	TFL-Yds	Sack-Yds	Int	PBU	FF	FR	Blk
2018	11	1	1	0-0	0-0	0	0	0	0	0
2019	10	30	21	2-10	0-0	0	5	0	0	0
2020	1	1	1	0-0	0-0	0	0	0	0	0
Career	22	33	23	2-10	0-0	0	5	0	0	0

# SELECT PLAYERS GAME-BY-GAME STATISTICS

## 4 JORDAN WHITTINGTON

WR | 6-1 | 215 | FR-RS  
CUERO, TEXAS | CUERO

### CAREER HIGHS

Receptions	2, twice, last vs. UTEP (2020)
Receiving Yards	45 vs. UTEP (2020)
Receiving TDs	None
Long Reception	43 vs. UTEP (2020)
Rushing Attempts	1 vs. UTEP (2020)
Rushing Yards	15 vs. UTEP (2020)
Rushing Touchdowns	None

### CAREER TOTALS

100-yard receiving games	None
Multiple receiving TD games	None

### WHITTINGTON'S 2019 GAME-BY-GAME RECEIVING STATS

Date	Opponent	No.	Yds	TD	Long
Aug. 31	Louisiana Tech	2	17	0	14
Sept. 7	LSU		DNP		
Sept. 14	at Rice		DNP		
Sept. 21	Oklahoma State		DNP		
Oct. 5	at West Virginia		DNP		
Oct. 12	vs. Oklahoma		DNP		
Oct. 19	Kansas		DNP		
Oct. 26	at TCU		DNP		
Nov. 9	Kansas State		DNP		
Nov. 16	at Iowa State		DNP		
Nov. 23	at Baylor		DNP		
Nov. 29	Texas Tech		DNP		
Dec. 31	vs. Utah*		DNP		

### WHITTINGTON'S 2020 GAME-BY-GAME RECEIVING STATS

Date	Opponent	No.	Yds	TD	Long
Sept. 12	UTEP	2	45	0	43
Sept. 26	at Texas Tech	-	-	-	-
Oct. 3	TCU	-	-	-	-
Oct. 10	vs. Oklahoma	-	-	-	-
Oct. 24	Baylor	-	-	-	-
Oct. 31	at Oklahoma State	-	-	-	-
Nov. 7	West Virginia	-	-	-	-
Nov. 21	at Kansas	-	-	-	-
Nov. 27	Iowa State	-	-	-	-
Dec. 5	at Kansas State	-	-	-	-

### SMITH'S CAREER RECEIVING STATS

Year	G	Rec	Yds	Avg	TD	Long	Avg/G
2019	1	2	17	8.5	0	14	17.0
2020	1	2	45	22.5	0	43	45.0
<b>Career</b>	<b>2</b>	<b>4</b>	<b>62</b>	<b>15.5</b>	<b>0</b>	<b>43</b>	<b>31.0</b>

## 5 D'SHAWN JAMISON

DB | 5-10 | 190 | JR-2L  
HOUSTON, TEXAS | LAMAR

### CAREER HIGHS

Tackles	9 at Iowa State (2019)
Solo tackles	8 at Iowa State (2019)
Tackles for loss	1.5 vs. Oklahoma State (2019)
Sacks	None
Interceptions	2 at West Virginia (2019)
Pass breakups	2 vs. Texas Tech (2019)
Forced fumbles	1 at Baylor (2019)
Fumbles recovered	1 vs. Oklahoma (2019)
Blocked kicks	None

### CAREER TOTALS

Games with 5-plus tackles	2, last at Iowa State (2019)
Games with 8-plus tackles	1, last at Iowa State (2019)
Games with 10-plus tackles	None

### JAMISON'S 2018 GAME-BY-GAME DEFENSIVE STATS

Date	Opponent	TKL(Solo)	TFL	Sacks	Int	PBU	FF	FR	Blk
Sept. 1	at Maryland	0 (0)	0	0	0	0	0	0	0
Sept. 8	Tulsa	0 (0)	0	0	0	0	0	0	0
Sept. 15	USC	0 (0)	0	0	0	0	0	0	0
Sept. 22	TCU	0 (0)	0	0	0	0	0	0	0
Sept. 29	at Kansas State	0 (0)	0	0	0	0	0	0	0
Oct. 6	vs. Oklahoma	0 (0)	0	0	0	0	0	0	0
Oct. 13	Baylor	0 (0)	0	0	0	0	0	0	0
Oct. 27	at Oklahoma State	0 (0)	0	0	0	0	0	0	0
Nov. 3	West Virginia	0 (0)	0	0	0	0	0	0	0
Nov. 10	at Texas Tech	0 (0)	0	0	0	0	0	0	0
Nov. 17	Iowa State	0 (0)	0	0	0	0	0	0	0
Nov. 23	at Kansas	0 (0)	0	0	0	0	0	0	0
Dec. 1	vs. Oklahoma &	0 (0)	0	0	0	0	0	0	0
Jan. 1	vs. Georgia !	0 (0)	0	0	0	0	0	0	0

### JAMISON'S 2019 GAME-BY-GAME DEFENSIVE STATS

Date	Opponent	TKL(Solo)	TFL	Sacks	Int	PBU	FF	FR	Blk
Aug. 31	Louisiana Tech	1 (1)	0	0	0	0	0	0	0
Sept. 7	LSU	0 (0)	0	0	0	0	0	0	0
Sept. 14	at Rice	3 (2)	1.0	0	0	0	0	0	0
Sept. 21	Oklahoma State	2 (1)	1.5	0	0	0	0	0	0
Oct. 5	at West Virginia	4 (4)	0	0	2	0	0	0	0
Oct. 12	vs. Oklahoma	4 (2)	0	0	0	0	0	1	0
Oct. 19	Kansas	1 (1)	0	0	0	0	0	0	0
Oct. 26	at TCU	5 (5)	0	0	0	0	0	0	0
Nov. 9	Kansas State	0	0	0	0	1	0	0	0
Nov. 16	at Iowa State	9 (8)	0	0	1	0	0	0	0
Nov. 23	at Baylor	3 (2)	0	0	0	0	1	0	0
Nov. 29	Texas Tech	3 (3)	1.0	0	0	2	0	0	0
Dec. 31	vs. Utah*	0 (0)	0	0	0	0	0	0	0

### JAMISON'S 2020 GAME-BY-GAME DEFENSIVE STATS

Date	Opponent	TKL(Solo)	TFL	Sacks	Int	PBU	FF	FR	Blk
Sept. 12	UTEP	5 (2)	0.5	0	0	0	0	0	0
Sept. 26	at Texas Tech	-	-	-	-	-	-	-	-
Oct. 3	TCU	-	-	-	-	-	-	-	-
Oct. 10	vs. Oklahoma	-	-	-	-	-	-	-	-
Oct. 24	Baylor	-	-	-	-	-	-	-	-
Oct. 31	at Oklahoma State	-	-	-	-	-	-	-	-
Nov. 7	West Virginia	-	-	-	-	-	-	-	-
Nov. 21	at Kansas	-	-	-	-	-	-	-	-
Nov. 27	Iowa State	-	-	-	-	-	-	-	-
Dec. 5	at Kansas State	-	-	-	-	-	-	-	-

### JAMISON'S CAREER DEFENSIVE STATS

Year	G	Tkl	Solo	TFL-Yds	Sack-Yds	Int	PBU	FF	FR	Blk
2018	13	0	0	0-0	0-0	0	0	0	0	0
2019	13	35	29	3.5-5	0-0	3	3	1	1	0
2020	1	5	2	0.5-1	0-0	0	0	0	0	0
<b>Career</b>	<b>27</b>	<b>40</b>	<b>31</b>	<b>4.0-6</b>	<b>0-0</b>	<b>3</b>	<b>3</b>	<b>1</b>	<b>1</b>	<b>0</b>

## 5 BIJAN ROBINSON

RB | 6-1 | 205 | FR-HS  
TUSCON, ARIZ. | SALPOINTE

### CAREER HIGHS

Attempts	5 vs. UTEP (2020)
Rushing Yards	38 vs. UTEP (2020)
Rushing TDs	None
Long Rush	29 vs. UTEP (2020)
Receptions	2 vs. UTEP (2020)
Receiving Yards	9 vs. UTEP (2020)
Receiving TDs	None
Long Reception	11 vs. UTEP (2020)
All-Purpose Yards	47 vs. UTEP (2020)

### CAREER TOTALS

100-yard rushing games	None
Multiple rush TD games	None

### ROBINSON'S 2020 GAME-BY-GAME RUSHING STATS

Date	Opponent	Att	Yds	TD	Long	Avg
Sept. 12	UTEP	5	38	0	29	7.6
Sept. 26	at Texas Tech	-	-	-	-	-
Oct. 3	TCU	-	-	-	-	-
Oct. 10	vs. Oklahoma	-	-	-	-	-
Oct. 24	Baylor	-	-	-	-	-
Oct. 31	at Oklahoma State	-	-	-	-	-
Nov. 7	West Virginia	-	-	-	-	-
Nov. 21	at Kansas	-	-	-	-	-
Nov. 27	Iowa State	-	-	-	-	-
Dec. 5	at Kansas State	-	-	-	-	-

### ROBINSON'S 2020 GAME-BY-GAME RECEIVING STATS

Date	Opponent	No.	Yds	TD	Long	Avg
Sept. 12	UTEP	2	9	0	11	4.5
Sept. 26	at Texas Tech	-	-	-	-	-
Oct. 3	TCU	-	-	-	-	-
Oct. 10	vs. Oklahoma	-	-	-	-	-
Oct. 24	Baylor	-	-	-	-	-
Oct. 31	at Oklahoma State	-	-	-	-	-
Nov. 7	West Virginia	-	-	-	-	-
Nov. 21	at Kansas	-	-	-	-	-
Nov. 27	Iowa State	-	-	-	-	-
Dec. 5	at Kansas State	-	-	-	-	-

### ROBINSON'S CAREER RUSHING STATS

Year	G	Att	Yds	TD	Long	Avg	Avg/G
2020	1	5	38	0	29	7.6	38.0
<b>Career</b>	<b>1</b>	<b>5</b>	<b>38</b>	<b>0</b>	<b>29</b>	<b>7.6</b>	<b>38.0</b>

### ROBINSON'S CAREER RECEIVING STATS

Year	G	Rec	Yds	Avg	TD	Long	Avg/G
2020	1	2	9	4.5	0	11	9.0
<b>Career</b>	<b>1</b>	<b>2</b>	<b>9</b>	<b>4.5</b>	<b>0</b>	<b>11</b>	<b>9.0</b>

# SELECT PLAYERS GAME-BY-GAME STATISTICS

## 6 JOSHUA MOORE

WR | 6-0 | 169 | SO-1L  
YOAKUM, TEXAS | YOAKUM

### CAREER HIGHS

Receptions ..... 6 vs. UTEP (2020)  
Receiving Yards ..... 127 vs. UTEP (2020)  
Receiving TDs ..... 1, twice, last vs. UTEP (2020)  
Long Reception ..... 78 vs. UTEP (2020)

### CAREER TOTALS

100-yard receiving games ..... 1 vs. UTEP (2020)  
Multiple receiving TD games ..... None

### MOORE'S 2018 GAME-BY-GAME RECEIVING STATS

Date	Opponent	No.	Yds	TD	Long
Sept. 1	at Maryland	0	0	0	0
Sept. 8	Tulsa	2	7	0	7
Sept. 15	USC	1	27	1	27
Sept. 22	TCU	2	9	0	5
Sept. 29	at Kansas State	2	10	0	7
Oct. 6	vs. Oklahoma	0	0	0	0
Oct. 13	Baylor		DNP		
Oct. 27	at Oklahoma State		DNP		
Nov. 3	West Virginia		DNP		
Nov. 10	at Texas Tech		DNP		
Nov. 17	Iowa State		DNP		
Nov. 23	at Kansas		DNP		
Dec. 1	vs. Oklahoma &		DNP		
Jan. 1	vs. Georgia !		DNP		

### MOORE'S 2019 GAME-BY-GAME RECEIVING STATS

Date	Opponent	No.	Yds	TD	Long
Aug. 31	Louisiana Tech		DNP		
Sept. 7	LSU		DNP		
Sept. 14	at Rice		DNP		
Sept. 21	Oklahoma State		DNP		
Oct. 5	at West Virginia		DNP		
Oct. 12	vs. Oklahoma		DNP		
Oct. 19	Kansas		DNP		
Oct. 26	at TCU		DNP		
Nov. 9	Kansas State		DNP		
Nov. 16	at Iowa State		DNP		
Nov. 23	at Baylor		DNP		
Nov. 29	Texas Tech		DNP		
Dec. 31	vs. Utah*		DNP		

### MOORE'S 2020 GAME-BY-GAME RECEIVING STATS

Date	Opponent	No.	Yds	TD	Long
Sept. 12	UTEP	6	127	1	78
Sept. 26	at Texas Tech	-	-	-	-
Oct. 3	TCU	-	-	-	-
Oct. 10	vs. Oklahoma	-	-	-	-
Oct. 24	Baylor	-	-	-	-
Oct. 31	at Oklahoma State	-	-	-	-
Nov. 7	West Virginia	-	-	-	-
Nov. 21	at Kansas	-	-	-	-
Nov. 27	Iowa State	-	-	-	-
Dec. 5	at Kansas State	-	-	-	-

### MOORE'S CAREER RECEIVING STATS

Year	G	Rec	Yds	Avg	TD	Long	Avg/G
2018	6	7	53	7.6	1	27	8.8
2019	0	0	0	0	0	0	0
2020	1	6	127	21.7	1	78	127.0
<b>Career</b>	<b>7</b>	<b>13</b>	<b>180</b>	<b>13.8</b>	<b>2</b>	<b>78</b>	<b>25.7</b>

## 7 JAKE SMITH

WR | 6-0 | 195 | SO-1L  
SCOTTSDALE, ARIZ. | NOTRE DAME PREP

### CAREER HIGHS

Receptions ..... 6 at Rice (2019)  
Receiving Yards ..... 75 at Rice (2019)  
Receiving TDs ..... 2 at Rice (2019)  
Long Reception ..... 53 at Rice (2019)

### CAREER TOTALS

100-yard receiving games ..... None  
Multiple receiving TD games ..... 1, last at Rice (2019)

### SMITH'S 2019 GAME-BY-GAME RECEIVING STATS

Date	Opponent	No.	Yds	TD	Long
Aug. 31	Louisiana Tech	4	31	0	18
Sept. 7	LSU	1	20	1	20
Sept. 14	at Rice	6	75	2	53
Sept. 21	Oklahoma State	2	24	1	17
Oct. 5	at West Virginia	3	23	0	9
Oct. 12	vs. Oklahoma	0	0	0	0
Oct. 19	Kansas	4	34	1	13
Oct. 26	at TCU	0	0	0	0
Nov. 9	Kansas State	0	0	0	0
Nov. 16	at Iowa State	0	0	0	0
Nov. 23	at Baylor	2	16	0	10
Nov. 29	Texas Tech	3	51	1	26
Dec. 31	vs. Utah*	0	0	0	0

### SMITH'S 2020 GAME-BY-GAME RECEIVING STATS

Date	Opponent	No.	Yds	TD	Long
Sept. 12	UTEP		DNP		
Sept. 26	at Texas Tech	-	-	-	-
Oct. 3	TCU	-	-	-	-
Oct. 10	vs. Oklahoma	-	-	-	-
Oct. 24	Baylor	-	-	-	-
Oct. 31	at Oklahoma State	-	-	-	-
Nov. 7	West Virginia	-	-	-	-
Nov. 21	at Kansas	-	-	-	-
Nov. 27	Iowa State	-	-	-	-
Dec. 5	at Kansas State	-	-	-	-

### SMITH'S CAREER RECEIVING STATS

Year	G	Rec	Yds	Avg	TD	Long	Avg/G
2019	13	25	274	11.0	6	53	21.1
2020	-	-	-	-	-	-	-
<b>Career</b>	<b>13</b>	<b>25</b>	<b>274</b>	<b>11.0</b>	<b>6</b>	<b>53</b>	<b>21.1</b>

## 7 CADEN STERNS

DB | 6-1 | 205 | JR-2L  
CIBOLO, TEXAS | STEELE

### CAREER HIGHS

Tackles ..... 12 vs. Oklahoma State (2019)  
Solo tackles ..... 10 vs. Oklahoma State (2019)  
Tackles for loss ..... 2.0, twice, last at Iowa State (2019)  
Sacks ..... 1.0, twice, last at Iowa State (2019)  
Interceptions ..... 2 vs. TCU (2018)  
Pass breakups ..... 2 at Texas Tech (2018)  
Forced fumbles ..... None  
Fumbles recovered ..... None  
Blocked kicks ..... 1 vs. USC (2018)

### CAREER TOTALS

Games with 5-plus tackles ..... 15, last vs. Utah (2019)  
Games with 8-plus tackles ..... 5, last vs. Utah (2019)  
Games with 10-plus tackles ..... 1, last vs. Oklahoma State (2019)

### STERNS' 2018 GAME-BY-GAME DEFENSIVE STATS

Date	Opponent	TKL(Solo)	TFL	Sacks	Int	PBU	FF	FR	Blk
Sept. 1	at Maryland	4 (3)	0	0	0	0	0	0	0
Sept. 8	Tulsa	4 (3)	0.5	0	1	0	0	0	0
Sept. 15	USC	2 (1)	0	0	0	1	0	0	1
Sept. 22	TCU	5 (2)	0	0	2	0	0	0	0
Sept. 29	at Kansas State	3 (3)	0	0	0	0	0	0	0
Oct. 6	vs. Oklahoma	7 (6)	0	0	0	0	0	0	0
Oct. 13	Baylor	1 (1)	0	0	1	0	0	0	0
Oct. 27	at Oklahoma State	7 (4)	0	0	0	0	0	0	0
Nov. 3	West Virginia	6 (5)	0	0	0	0	0	0	0
Nov. 10	at Texas Tech	7 (5)	0	0	0	2	0	0	0
Nov. 17	Iowa State	5 (5)	2.0	1.0	0	0	0	0	0
Nov. 23	at Kansas	8 (5)	0.5	0	0	1	0	0	0
Dec. 1	vs. Oklahoma &	3 (3)	0	0	0	0	0	0	0
Jan. 1	vs. Georgia !								DNP

### STERNS' 2019 GAME-BY-GAME DEFENSIVE STATS

Date	Opponent	TKL(Solo)	TFL	Sacks	Int	PBU	FF	FR	Blk
Aug. 31	Louisiana Tech	7 (5)	0	0	0	1	0	0	0
Sept. 7	LSU	9 (7)	0	0	0	0	0	0	0
Sept. 14	at Rice	1 (0)	0	0	0	0	0	0	0
Sept. 21	Oklahoma State	12 (10)	1.0	0	0	0	0	0	0
Oct. 5	at West Virginia								DNP
Oct. 12	vs. Oklahoma								DNP
Oct. 19	Kansas								DNP
Oct. 26	at TCU								DNP
Nov. 9	Kansas State	5 (3)	0	0	0	0	0	0	0
Nov. 16	at Iowa State	8 (7)	2.0	1.0	0	0	0	0	0
Nov. 23	at Baylor	6 (3)	0	0	0	0	0	0	0
Nov. 29	Texas Tech	2 (2)	0	0	0	0	0	0	0
Dec. 31	vs. Utah*	8 (6)	1.0	0	0	0	0	0	0

### STERNS' 2020 GAME-BY-GAME DEFENSIVE STATS

Date	Opponent	TKL(Solo)	TFL	Sacks	Int	PBU	FF	FR	Blk
Sept. 12	UTEP	4 (0)	0.5	0	0	1	0	0	0
Sept. 26	at Texas Tech	-	-	-	-	-	-	-	-
Oct. 3	TCU	-	-	-	-	-	-	-	-
Oct. 10	vs. Oklahoma	-	-	-	-	-	-	-	-
Oct. 24	Baylor	-	-	-	-	-	-	-	-
Oct. 31	at Oklahoma State	-	-	-	-	-	-	-	-
Nov. 7	West Virginia	-	-	-	-	-	-	-	-
Nov. 21	at Kansas	-	-	-	-	-	-	-	-
Nov. 27	Iowa State	-	-	-	-	-	-	-	-
Dec. 5	at Kansas State	-	-	-	-	-	-	-	-

### STERNS' CAREER DEFENSIVE STATS

Year	G	TKL	Solo	TFL-Yds	Sack-Yds	Int	PBU	FF	FR	Blk
2018	13	62	46	3.0-7	1.0-3	4	4	0	0	1
2019	9	58	43	4.0-9	1.0-2	0	1	0	0	0
2020	1	4	0	0.5-1	0-0	0	1	0	0	0
<b>Career</b>	<b>23</b>	<b>124</b>	<b>89</b>	<b>7.5-16</b>	<b>2.0-5</b>	<b>4</b>	<b>6</b>	<b>0</b>	<b>0</b>	<b>1</b>



# SELECT PLAYERS GAME-BY-GAME STATISTICS

## 8 RYAN BUJCEVSKI

P | 6-0 | 185 | JR-2L

SYDNEY, AUSTRALIA | MARIST CATHOLIC COLLEGE PENHURST

### CAREER HIGHS

Punts .....9 at Maryland (2017)  
Long punt .....56, three times, last at TCU (2019)  
Touchbacks .....1, four times, last at TCU (2019)  
Fair catches .....4 vs. TCU (2018)  
Inside 20-yard line .....4 vs. Georgia (2018)

### CAREER TOTALS

100-yard receiving games.....None  
Multiple receiving TD games.....None

### BUJCEVSKI'S 2018 GAME-BY-GAME PUNTING STATS

Date	Opponent	Punts	Avg	Long	TB	FC	I20
Sept. 1	at Maryland	9	37.7	56	0	2	2
Sept. 8	Tulsa	4	36.5	52	0	1	2
Sept. 15	USC	4	36.3	40	0	1	1
Sept. 22	TCU	5	39.6	45	0	4	0
Sept. 29	at Kansas State	3	36.7	44	0	2	2
Oct. 6	vs. Oklahoma	4	36.3	45	0	1	0
Oct. 13	Baylor	4	47.8	56	0	1	3
Oct. 27	at Oklahoma State	7	43.7	55	0	2	1
Nov. 3	West Virginia	1	48.0	48	0	0	1
Nov. 10	at Texas Tech	3	42.7	51	0	1	0
Nov. 17	Iowa State	5	44.4	47	0	0	1
Nov. 23	at Kansas	5	40.6	46	0	2	0
Dec. 1	vs. Oklahoma &	4	37.3	46	1	1	1
Jan. 1	vs. Georgia !	5	41.4	52	0	3	4

### BUJCEVSKI'S 2019 GAME-BY-GAME PUNTING STATS

Date	Opponent	Punts	Avg	Long	TB	FC	I20
Aug. 31	Louisiana Tech	3	41.0	48	0	2	1
Sept. 7	LSU	3	44.0	55	1	0	1
Sept. 14	at Rice	2	44.5	46	0	2	1
Sept. 21	Oklahoma State	4	34.0	42	1	2	3
Oct. 5	at West Virginia	7	41.3	45	0	3	2
Oct. 12	vs. Oklahoma	7	40.1	47	0	2	1
Oct. 19	Kansas	1	55.0	55	0	0	0
Oct. 26	at TCU	3	45.3	56	1	1	1
Nov. 9	Kansas State						
Nov. 16	at Iowa State						
Nov. 23	at Baylor						
Nov. 29	Texas Tech						
Dec. 31	vs. Utah*	2	47.0	49	0	1	0

### BUJCEVSKI'S 2020 GAME-BY-GAME PUNTING STATS

Date	Opponent	Punts	Avg	Long	TB	FC	I20
Sept. 12	UTEP	2	81	45	0	0	0
Sept. 26	at Texas Tech	-	-	-	-	-	-
Oct. 3	TCU	-	-	-	-	-	-
Oct. 10	vs. Oklahoma	-	-	-	-	-	-
Oct. 24	Baylor	-	-	-	-	-	-
Oct. 31	at Oklahoma State	-	-	-	-	-	-
Nov. 7	West Virginia	-	-	-	-	-	-
Nov. 21	at Kansas	-	-	-	-	-	-
Nov. 27	Iowa State	-	-	-	-	-	-
Dec. 5	at Kansas State	-	-	-	-	-	-

### BUJCEVSKI'S CAREER PUNTING STATS

Year	G	Punts	Yds	Avg	Long	TB	FC	I20
2018	14	63	2537	40.3	56	1	21	18
2019	9	32	1335	41.7	56	3	13	10
2020	1	2	81	40.5	45	0	0	0
Career	25	97	3953	40.8	56	4	34	28

## 8 CASEY THOMPSON

QB | 6-1 | 190 | SO-1L

OKLAHOMA CITY, OKLA. | NEWCASTLE

### CAREER HIGHS

Completions .....5 at Rice (2019)  
Attempts .....7, twice, last vs. UTEP (2020)  
Passing Yards .....59 at Rice (2019)  
Passing TDs .....2 vs. UTEP (2020)  
Long Pass .....37 at Rice (2019)  
Carries .....3, twice, last vs. UTEP (2019)  
Rushing Yards .....11 vs. Louisiana Tech (2019)  
Rushing TDs .....1 vs. Louisiana Tech (2019)  
Long Rush .....9, twice, last vs. UTEP (2020)  
Total Offense .....54 at Rice (2019)  
Total TDs .....2 vs. UTEP (2020)

### CAREER TOTALS

Record as a starter.....0-0 (.000)

### THOMPSON'S 2019 GAME-BY-GAME PASSING STATS

Date	Opponent	Comp	Att	INT	Yds	TD	Long	Sack
Aug. 31	Louisiana Tech	3	5	0	25	0	13	0
Sept. 7	LSU				DNP			
Sept. 14	at Rice	5	7	0	59	0	37	0
Sept. 21	Oklahoma State				DNP			
Oct. 5	at West Virginia				DNP			
Oct. 12	vs. Oklahoma				DNP			
Oct. 19	Kansas				DNP			
Oct. 26	at TCU				DNP			
Nov. 9	Kansas State				DNP			
Nov. 16	at Iowa State				DNP			
Nov. 23	at Baylor				DNP			
Nov. 29	Texas Tech	0	0	0	0	0	0	0
Dec. 31	vs. Utah*	0	0	0	0	0	0	0

### THOMPSON'S 2019 GAME-BY-GAME RUSHING STATS

Date	Opponent	Att	Yds	TD	Long	Avg
Aug. 31	Louisiana Tech	2	11	1	9	5.5
Sept. 7	LSU				DNP	
Sept. 14	at Rice	3	-5	0	3	-1.7
Sept. 21	Oklahoma State				DNP	
Oct. 5	at West Virginia				DNP	
Oct. 12	vs. Oklahoma				DNP	
Oct. 19	Kansas				DNP	
Oct. 26	at TCU				DNP	
Nov. 9	Kansas State				DNP	
Nov. 16	at Iowa State				DNP	
Nov. 23	at Baylor				DNP	
Nov. 29	Texas Tech	2	9	0	9	4.5
Dec. 31	vs. Utah*	3	7	0	8	2.3

### THOMPSON'S 2020 GAME-BY-GAME PASSING STATS

Date	Opponent	Comp	Att	INT	Yds	TD	Long	Sack
Sept. 12	UTEP	4	7	0	55	2	35	0
Sept. 26	at Texas Tech	-	-	-	-	-	-	-
Oct. 3	TCU	-	-	-	-	-	-	-
Oct. 10	vs. Oklahoma	-	-	-	-	-	-	-
Oct. 24	Baylor	-	-	-	-	-	-	-
Oct. 31	at Oklahoma State	-	-	-	-	-	-	-
Nov. 7	West Virginia	-	-	-	-	-	-	-
Nov. 21	at Kansas	-	-	-	-	-	-	-
Nov. 27	Iowa State	-	-	-	-	-	-	-
Dec. 5	at Kansas State	-	-	-	-	-	-	-

### THOMPSON'S 2020 GAME-BY-GAME RUSHING STATS

Date	Opponent	Att	Yds	TD	Long	Avg
Sept. 12	UTEP	1	9	0	9	9.0
Sept. 26	at Texas Tech	-	-	-	-	-
Oct. 3	TCU	-	-	-	-	-
Oct. 10	vs. Oklahoma	-	-	-	-	-
Oct. 24	Baylor	-	-	-	-	-
Oct. 31	at Oklahoma State	-	-	-	-	-
Nov. 7	West Virginia	-	-	-	-	-
Nov. 21	at Kansas	-	-	-	-	-
Nov. 27	Iowa State	-	-	-	-	-
Dec. 5	at Kansas State	-	-	-	-	-

### THOMPSON'S CAREER PASSING STATS

Year	G	Comp-Att-Int	Pct	Yds	TD	Lng	Avg/G
2019	4	8-12-0	66.7	84	0	37	21.0
2020	1	4-7-0	57.1	55	2	35	55.0
Career	5	12-19-0	63.2	139	2	37	23.2

### THOMPSON'S CAREER RUSHING STATS

Year	G	Att	Yds	TD	Long	Avg	Avg/G
2019	4	10	22	1	9	2.2	5.5
2020	1	1	9	0	9	9.0	9.0
Career	5	11	31	1	9	2.8	5.2

## 11 SAM EHLINGER

QB | 6-3 | 230 | SR-3L

AUSTIN, TEXAS | WESTLAKE

### CAREER HIGHS

Attempts .....50 vs. Kansas State (2017)  
Completions .....31, twice, last vs. Kansas (2019)  
Passing Yards .....426 vs. UTEP (2020)  
Passing TDs .....5 vs. UTEP (2020)  
Long Pass .....90 vs. Oklahoma State (2017)  
Carries .....23 vs. Oklahoma (2019)  
Rushing Yards .....110 vs. Oklahoma (2017)  
Rushing TDs .....3, twice, last vs. Georgia (2018)  
Long Rush .....31 vs. Utah (2019)  
Total Offense .....490 vs. Kansas (2019)  
Total TDs .....5, three times, last vs. UTEP (2020)

### CAREER TOTALS

400-yard passing games.....2, last vs. UTEP (2020)  
300-yard passing games.....10, last vs. UTEP (2020)  
200-yard passing games.....30, last vs. UTEP (2020)  
Multiple pass TD games.....23, last vs. UTEP (2020)  
100-yard rushing games.....2, last vs. Oklahoma (2017)  
70-yard rushing games.....8, last vs. Utah (2019)  
Multiple rush TD games.....6, last vs. Oklahoma (2019)  
Games with pass and rush TD .....14, last vs. Utah (2019)  
Record as a starter.....21-13 (.618)

### EHLINGER'S 2017 GAME-BY-GAME PASSING STATS

Date	Opponent	Comp	Att	INT	Yds	TD	Long
Sept. 2	Maryland				DNP		
Sept. 9	San Jose State	15	27	0	222	1	39
Sept. 16	at USC	21	40	2	298	2	48
Sept. 28	at Iowa State				DNP		
Oct. 7	Kansas State	30	50	1	380	2	33
Oct. 14	vs. Oklahoma	19	39	0	278	1	42
Oct. 21	Oklahoma State	22	36	1	241	0	90
Oct. 28	at Baylor				DNP		
Nov. 4	at TCU				DNP		
Nov. 11	Kansas	2	2	0	9	1	8
Nov. 18	at West Virginia	12	19	1	136	2	50
Nov. 24	Texas Tech	26	47	2	239	1	27
Dec. 27	vs. Missouri^	11	15	0	112	1	42

# SELECT PLAYERS GAME-BY-GAME STATISTICS

## EHLINGER'S 2017 GAME-BY-GAME RUSHING STATS

Date	Opponent	Att	Yds	TD	Long	Avg
Aug. 31	Maryland			DNP		
Sept. 9	San Jose State	7	48	0	11	6.8
Sept. 16	at USC	19	10	0	14	0.5
Sept. 28	at Iowa State			DNP		
Oct. 7	Kansas State	20	107	0	24	5.4
Oct. 14	vs. Oklahoma	22	106	1	18	4.8
Oct. 21	Oklahoma State	16	-10	1	15	-1.6
Oct. 28	at Baylor			DNP		
Nov. 4	at TCU			DNP		
Nov. 11	Kansas	0	0	0	0	0.0
Nov. 18	at West Virginia	9	68	0	17	7.6
Nov. 24	Texas Tech	10	35	0	14	3.5
Dec. 27	vs. Missouri^	11	17	0	13	1.5

## EHLINGER'S 2018 GAME-BY-GAME PASSING STATS

Date	Opponent	Comp	Att	INT	Yds	TD	Long
Sept. 1	at Maryland	21	39	2	263	2	39
Sept. 8	Tulsa	21	27	0	237	2	40
Sept. 15	USC	15	33	0	223	2	47
Sept. 22	TCU	22	32	0	255	2	45
Sept. 29	at Kansas State	29	36	0	207	1	21
Oct. 6	vs. Oklahoma	24	35	0	314	2	36
Oct. 13	Baylor	4	5	0	35	0	16
Oct. 27	at Oklahoma State	22	42	0	283	2	36
Nov. 3	West Virginia	25	36	0	354	3	48
Nov. 10	at Texas Tech	22	34	0	312	4	40
Nov. 17	Iowa State	12	15	0	137	1	35
Nov. 23	at Kansas	16	28	2	154	2	26
Dec. 1	vs. Oklahoma &	23	36	1	349	2	32
Jan. 1	vs. Georgia !	19	27	0	169	0	35

## EHLINGER'S 2018 GAME-BY-GAME RUSHING STATS

Date	Opponent	Att	Yds	TD	Long	Avg
Sept. 1	at Maryland	7	30	0	15	4.3
Sept. 8	Tulsa	12	51	1	14	4.3
Sept. 15	USC	17	35	1	12	2.1
Sept. 22	TCU	11	11	1	10	1.0
Sept. 29	at Kansas State	8	26	0	12	3.3
Oct. 6	vs. Oklahoma	19	72	3	14	3.8
Oct. 13	Baylor	2	5	0	7	2.5
Oct. 27	at Oklahoma State	10	47	2	10	4.7
Nov. 3	West Virginia	11	52	1	14	4.7
Nov. 10	at Texas Tech	15	14	0	18	1.0
Nov. 17	Iowa State	8	32	1	14	4.0
Nov. 23	at Kansas	8	1	1	9	0.1
Dec. 1	vs. Oklahoma &	15	42	2	16	2.8
Jan. 1	vs. Georgia !	21	64	3	17	3.0

## EHLINGER'S 2019 GAME-BY-GAME PASSING STATS

Date	Opponent	Comp	Att	INT	Yds	TD	Long
Aug. 31	Louisiana Tech	28	38	0	276	4	28
Sept. 7	LSU	31	47	0	401	4	55
Sept. 14	at Rice	23	27	0	279	3	53
Sept. 21	Oklahoma State	20	28	1	281	4	73
Oct. 5	at West Virginia	18	33	1	211	2	36
Oct. 12	vs. Oklahoma	26	38	0	210	0	22
Oct. 19	Kansas	31	44	1	399	4	51
Oct. 26	at TCU	22	48	4	321	2	63
Nov. 9	Kansas State	22	29	1	263	1	37
Nov. 16	at Iowa State	22	40	1	273	3	33
Nov. 23	at Baylor	22	37	1	200	0	29
Nov. 29	Texas Tech	19	27	0	348	2	75
Dec. 31	vs. Utah*	12	18	1	201	3	40

## EHLINGER'S 2019 GAME-BY-GAME RUSHING STATS

Date	Opponent	Att	Yds	TD	Long	Avg
Aug. 31	Louisiana Tech	8	34	0	9	4.3
Sept. 7	LSU	19	60	1	17	3.2
Sept. 14	at Rice	5	27	0	14	5.4
Sept. 21	Oklahoma State	10	70	0	29	7.0
Oct. 5	at West Virginia	9	45	2	23	5.0
Oct. 12	vs. Oklahoma	23	-9	2	11	-2.6
Oct. 19	Kansas	14	91	0	24	6.5
Oct. 26	at TCU	9	43	0	16	4.8
Nov. 9	Kansas State	14	40	0	18	2.9
Nov. 16	at Iowa State	12	27	0	10	2.3
Nov. 23	at Baylor	19	79	0	17	4.2
Nov. 29	Texas Tech	10	83	1	18	8.3
Dec. 31	vs. Utah*	11	73	1	31	6.6

## EHLINGER'S 2020 GAME-BY-GAME PASSING STATS

Date	Opponent	Comp	Att	INT	Yds	TD	Long	Sack
Sept. 12	UTEP	25	33	0	426	5	78	0
Sept. 26	at Texas Tech	-	-	-	-	-	-	-
Oct. 3	TCU	-	-	-	-	-	-	-
Oct. 10	vs. Oklahoma	-	-	-	-	-	-	-
Oct. 24	Baylor	-	-	-	-	-	-	-
Oct. 31	at Oklahoma State	-	-	-	-	-	-	-
Nov. 7	West Virginia	-	-	-	-	-	-	-
Nov. 21	at Kansas	-	-	-	-	-	-	-
Nov. 27	Iowa State	-	-	-	-	-	-	-
Dec. 5	at Kansas State	-	-	-	-	-	-	-

## EHLINGER'S 2020 GAME-BY-GAME RUSHING STATS

Date	Opponent	Att	Yds	TD	Long	Avg
Sept. 12	UTEP	3	12	0	6	4.0
Sept. 26	at Texas Tech	-	-	-	-	-
Oct. 3	TCU	-	-	-	-	-
Oct. 10	vs. Oklahoma	-	-	-	-	-
Oct. 24	Baylor	-	-	-	-	-
Oct. 31	at Oklahoma State	-	-	-	-	-
Nov. 7	West Virginia	-	-	-	-	-
Nov. 21	at Kansas	-	-	-	-	-
Nov. 27	Iowa State	-	-	-	-	-
Dec. 5	at Kansas State	-	-	-	-	-

## EHLINGER'S CAREER PASSING STATS

Year	G	Comp-Att-Int	Pct	Yds	TD	Lng	Avg/G
2017	9	158-275-7	57.0	1915	11	90	212.8
2018	14	275-425-5	65.0	3292	25	48	235.1
2019	13	296-454-10	65.0	3663	32	75	281.8
2020	1	25-33-0	75.8	426	5	78	426.0
<b>Career</b>	<b>37</b>	<b>754-1187-22</b>	<b>63.5</b>	<b>9296</b>	<b>73</b>	<b>90</b>	<b>251.2</b>

## EHLINGER'S CAREER RUSHING STATS

Year	G	Att	Yds	TD	Long	Avg	Avg/G
2017	9	114	385	2	24	3.4	42.8
2018	14	164	482	16	18	2.9	34.4
2019	13	163	663	7	31	4.1	51.0
2020	1	3	12	0	6	4.0	12.0
<b>Career</b>	<b>37</b>	<b>444</b>	<b>1542</b>	<b>25</b>	<b>31</b>	<b>3.5</b>	<b>41.7</b>

## 13 BRENNAN EAGLES

WR | 6-4 | 230 | JR-2L

HOUSTON, TEXAS | ALIEF TAYLOR

## CAREER HIGHS

Receptions.....	6 vs. Kansas (2019)
Receiving Yards.....	116 vs. LSU (2019)
Receiving TDs.....	2 vs. Louisiana Tech (2019)
Long Reception.....	73 vs. Oklahoma State (2019)

## CAREER TOTALS

100-yard receiving games.....	1, last vs. LSU (2019)
Multiple receiving TD games.....	1, last vs. Louisiana Tech (2019)

## EAGLES' 2018 GAME-BY-GAME RECEIVING STATS

Date	Opponent	No.	Yds	TD	Long
Sept. 1	at Maryland	0	0	0	0
Sept. 8	Tulsa	1	35	0	35
Sept. 15	USC	0	0	0	0
Sept. 22	TCU		DNP		
Sept. 29	at Kansas State		DNP		
Oct. 6	vs. Oklahoma	0	0	0	0
Oct. 13	Baylor	0	0	0	0
Oct. 27	at Oklahoma State		DNP		
Nov. 3	West Virginia	0	0	0	0
Nov. 10	at Texas Tech	0	0	0	0
Nov. 17	Iowa State	0	0	0	0
Nov. 23	at Kansas	0	0	0	0
Dec. 1	vs. Oklahoma &	0	0	0	0
Jan. 1	vs. Georgia !	0	0	0	0

## EAGLES' 2019 GAME-BY-GAME RECEIVING STATS

Date	Opponent	No.	Yds	TD	Long
Aug. 31	Louisiana Tech	3	59	2	28
Sept. 7	LSU	5	116	1	55
Sept. 14	at Rice	1	28	0	28
Sept. 21	Oklahoma State	1	73	1	73
Oct. 5	at West Virginia	1	3	0	3
Oct. 12	vs. Oklahoma	2	12	0	6
Oct. 19	Kansas	6	76	1	28
Oct. 26	at TCU		DNP		
Nov. 9	Kansas State	2	21	0	14
Nov. 16	at Iowa State	4	84	1	33
Nov. 23	at Baylor	2	26	0	16
Nov. 29	Texas Tech	3	20	0	8
Dec. 31	vs. Utah*	2	4	0	5

## EAGLES' 2020 GAME-BY-GAME RECEIVING STATS

Date	Opponent	No.	Yds	TD	Long
Sept. 12	UTEP	1	35	1	35
Sept. 26	at Texas Tech		-	-	-
Oct. 3	TCU	-	-	-	-
Oct. 10	vs. Oklahoma	-	-	-	-
Oct. 24	Baylor	-	-	-	-
Oct. 31	at Oklahoma State	-	-	-	-
Nov. 7	West Virginia	-	-	-	-
Nov. 21	at Kansas	-	-	-	-
Nov. 27	Iowa State	-	-	-	-
Dec. 5	at Kansas State	-	-	-	-

## EAGLES' CAREER RECEIVING STATS

Year	G	Rec	Yds	Avg	TD	Long	Avg/G
2018	11	1	35	35.0	0	35	3.2
2019	12	32	522	16.3	6	73	43.5
2020	1	1	35	35.0	1	35	35.0
<b>Career</b>	<b>24</b>	<b>34</b>	<b>592</b>	<b>17.4</b>	<b>7</b>	<b>73</b>	<b>24.7</b>

## 15 CHRIS BROWN

DB | 5-11 | 190 | SR-3L

HOUSTON, TEXAS | ELSIK

## CAREER HIGHS

Tackles.....	9 vs. Texas Tech (2019)
Solo tackles.....	9 vs. Texas Tech (2019)
Tackles for loss.....	1.0, four times, last vs. Oklahoma (2019)
Sacks.....	1.0 vs. USC (2018)
Interceptions.....	1 vs. Oklahoma State (2019)
Pass breakups.....	2, last vs. LSU (2019)
Forced fumbles.....	None
Fumbles recovered.....	1 at Baylor (2019)
Blocked kicks.....	None

## CAREER TOTALS

Games with 5-plus tackles.....	7, last vs. Texas Tech (2019)
Games with 8-plus tackles.....	1, last vs. Texas Tech (2019)
Games with 10-plus tackles.....	None

## BROWN'S 2017 GAME-BY-GAME DEFENSIVE STATS

Date	Opponent	TKL(Solo)	TFL	Sacks	Int	PBU	FF	FR	Blk
Sept. 2	Maryland			DNP					
Sept. 9	San Jose State			DNP					
Sept. 16	at USC	0 (0)	0	0	0	0	0	0	0
Sept. 28	at Iowa State	0 (0)	0	0	0	0	0	0	0
Oct. 7	Kansas State	0 (0)	0	0	0	0	0	0	0
Oct. 14	vs. Oklahoma	0 (0)	0	0	0	0	0	0	0
Oct. 21	Oklahoma State	0 (0)	0	0	0	0	0	0	0
Oct. 28	at Baylor	1 (1)	0	0	0	0	0	0	0
Nov. 4	at TCU	0 (0)	0	0	0	0	0	0	0
Nov. 11	Kansas	0 (0)	0	0	0	0	0	0	0
Nov. 18	at West Virginia	2 (2)	0	0	0	0	0	0	0
Nov. 24	Texas Tech	0 (0)	0	0	0	0	0	0	0
Dec. 27	vs. Missouri^	0 (0)	0	0	0	0	0	0	0

# SELECT PLAYERS GAME-BY-GAME STATISTICS

## BROWN'S 2018 GAME-BY-GAME DEFENSIVE STATS

Date	Opponent	TKL(Solo)	TFL	Sacks	Int	PBU	FF	FR	Blk
Sept. 1	at Maryland	0 (0)	0	0	0	0	0	0	0
Sept. 8	Tulsa	0 (0)	0	0	0	0	0	0	0
Sept. 15	USC	1 (1)	1.0	1.0	0	0	0	0	0
Sept. 22	TCU	1 (1)	0	0	0	0	0	0	0
Sept. 29	at Kansas State	1 (1)	0	0	0	0	0	0	0
Oct. 6	vs. Oklahoma	1 (1)	0	0	0	0	0	0	0
Oct. 13	Baylor	0 (0)	0	0	0	0	0	0	0
Oct. 27	at Oklahoma State	3 (3)	0	0	0	0	0	0	0
Nov. 3	West Virginia	1 (0)	0	0	0	0	0	0	0
Nov. 10	at Texas Tech	2 (1)	0	0	0	0	0	0	0
Nov. 17	Iowa State	2 (2)	0	0	1	0	0	0	0
Nov. 23	at Kansas	0 (0)	0	0	0	0	0	0	0
Dec. 1	vs. Oklahoma &	0 (0)	0	0	0	0	0	0	0
Jan. 1	vs. Georgia !	0 (0)	0	0	0	0	0	0	0

## BROWN'S 2019 GAME-BY-GAME DEFENSIVE STATS

Date	Opponent	TKL(Solo)	TFL	Sacks	Int	PBU	FF	FR	Blk
Aug. 31	Louisiana Tech	6 (5)	1.0	0	0	1	0	0	0
Sept. 7	LSU	6 (6)	1.0	0	0	1	0	0	0
Sept. 14	at Rice	0 (0)	0	0	0	0	0	0	0
Sept. 21	Oklahoma State	6 (5)	0	0	1	0	0	0	0
Oct. 5	at West Virginia	2 (1)	0	0	0	0	0	0	0
Oct. 12	vs. Oklahoma	5 (4)	1.0	0	0	0	0	0	0
Oct. 19	Kansas			DNP					
Oct. 26	at TCU			DNP					
Nov. 9	Kansas State			DNP					
Nov. 16	at Iowa State	6 (4)	0	0	0	0	0	0	0
Nov. 23	at Baylor	6 (3)	0	0	0	0	0	1	0
Nov. 29	Texas Tech	9 (9)	0	0	0	0	0	0	0
Dec. 31	vs. Utah*	0 (0)	0	0	0	0	0	0	0

## BROWN'S 2020 GAME-BY-GAME DEFENSIVE STATS

Date	Opponent	TKL(Solo)	TFL	Sacks	Int	PBU	FF	FR	Blk
Sept. 12	UTEP	2 (2)	0	0	0	1	0	0	0
Sept. 26	at Texas Tech	-	-	-	-	-	-	-	-
Oct. 3	TCU	-	-	-	-	-	-	-	-
Oct. 10	vs. Oklahoma	-	-	-	-	-	-	-	-
Oct. 24	Baylor	-	-	-	-	-	-	-	-
Oct. 31	at Oklahoma State	-	-	-	-	-	-	-	-
Nov. 7	West Virginia	-	-	-	-	-	-	-	-
Nov. 21	at Kansas	-	-	-	-	-	-	-	-
Nov. 27	Iowa State	-	-	-	-	-	-	-	-
Dec. 5	at Kansas State	-	-	-	-	-	-	-	-

## BROWN'S CAREER DEFENSIVE STATS

Year	G	Tkl	Solo	TFL-Yds	Sack-Yds	Int	PBU	FF	FR	Blk
2017	11	3	3	0-0	0-0	0	0	0	0	0
2018	14	12	10	1.0-8	1.0-8	1	0	0	0	0
2019	10	46	37	3.0-7	0-0	1	2	0	1	0
2020	1	2	2	0-0	0-0	0	1	0	0	0
<b>Career</b>	<b>36</b>	<b>63</b>	<b>52</b>	<b>4.0-15</b>	<b>1.0-8</b>	<b>2</b>	<b>3</b>	<b>0</b>	<b>1</b>	<b>0</b>

## 17 CAMERON DICKER

K | 6-1 | 205 | JR-2L

AUSTIN, TEXAS | LAKE TRAVIS

### CAREER HIGHS

Field goals made	.....3, three times, last vs. Kansas State (2019)
Field goals attempted	.....5 vs. Baylor (2018)
Long field goal	.....57 at Rice (2019)
PAT made	.....6, four times, last vs. Kansas (2019)
PAT attempted	.....6, five times, last vs. Texas Tech (2019)

### CAREER TOTALS

40-yard field goals made	.....14
40-yard field goals attempted	.....22
50-yard field goals made	.....2
50-yard field goals attempted	.....4
Game-winning walk-off kicks	.....2, last vs. Kansas State (2019)

### DICKER'S 2018 GAME-BY-GAME KICKING STATS

Date	Opponent	FG	FGA	Long	PAT	KO	TB
Sept. 1	at Maryland	0	0	0	3-3	5	3
Sept. 8	Tulsa	0	0	0	4-4	5	4
Sept. 15	USC	3	3	46	4-4	7	5
Sept. 22	TCU	1	3	34	4-4	6	2
Sept. 29	at Kansas State	1	2	28	2-2	4	0
Oct. 6	vs. Oklahoma	2	2	44	6-6	9	6
Oct. 13	Baylor	3	5	47	2-2	5	5
Oct. 27	at Oklahoma State	0	0	0	5-5	5	4
Nov. 3	West Virginia	2	2	38	5-5	8	7
Nov. 10	at Texas Tech	2	2	52	5-5	8	5
Nov. 17	Iowa State	1	2	22	3-3	5	1
Nov. 23	at Kansas	1	1	34	3-3	5	2
Dec. 1	vs. Oklahoma &	0	0	0	3-4	6	5
Jan. 1	vs. Georgia !	2	3	37	2-2	5	3

### DICKER'S 2019 GAME-BY-GAME KICKING STATS

Date	Opponent	FG	FGA	Long	PAT	KO	TB
Aug. 31	Louisiana Tech	1	2	43	6-6	7	1
Sept. 7	LSU	1	1	47	5-5	7	4
Sept. 14	at Rice	2	2	57	6-6	7	7
Sept. 21	Oklahoma State	0	0	0	4-4	6	4
Oct. 5	at West Virginia	0	1	0	4-4	6	4
Oct. 12	vs. Oklahoma	2	2	49	3-3	4	3
Oct. 19	Kansas	2	2	39	6-6	8	6
Oct. 26	at TCU	2	3	38	3-3	6	3
Nov. 9	Kansas State	3	3	36	3-3	5	4
Nov. 16	at Iowa State	0	0	0	3-3	4	2
Nov. 23	at Baylor	1	1	48	1-1	2	1
Nov. 29	Texas Tech	0	0	0	5-6	8	3
Dec. 31	vs. Utah*	1	1	29	5-5	7	7

### DICKER'S 2020 GAME-BY-GAME KICKING STATS

Date	Opponent	FG	FGA	Long	PAT	KO	TB
Sept. 12	UTEP	1	2	32	8-8	10	9
Sept. 26	at Texas Tech	-	-	-	-	-	-
Oct. 3	TCU	-	-	-	-	-	-
Oct. 10	vs. Oklahoma	-	-	-	-	-	-
Oct. 24	Baylor	-	-	-	-	-	-
Oct. 31	at Oklahoma State	-	-	-	-	-	-
Nov. 7	West Virginia	-	-	-	-	-	-
Nov. 21	at Kansas	-	-	-	-	-	-
Nov. 27	Iowa State	-	-	-	-	-	-
Dec. 5	at Kansas State	-	-	-	-	-	-

### DICKER'S CAREER KICKING STATS

Year	G	FG-FGA	Long	Pct	PAT	KO	TB
2018	14	18-25	52	72.0	51-52	83	52
2019	13	14-18	57	77.8	56-57	78	49
2020	1	1-2	32	50.0	8-8	10	9
<b>Career</b>	<b>28</b>	<b>33-45</b>	<b>57</b>	<b>73.3</b>	<b>115-117</b>	<b>171</b>	<b>110</b>

## 26 KEAONTAY INGRAM

RB | 6-0 | 235 | JR-2L

CARTHAGE, TEXAS | CARTHAGE

### CAREER HIGHS

Attempts	.....21 vs. Oklahoma State (2019)
Rushing Yards	.....139 vs. Kansas State (2019)
Rushing TDs	.....2, twice, last vs. Kansas State (2019)
Long Rush	.....68 at Baylor (2019)
Receptions	.....5, three times, last vs. LSU (2019)
Receiving Yards	.....45 at Iowa State (2019)
Receiving TDs	.....1, five times, last vs. Utah (2019)
Long Reception	.....26 vs. Oklahoma State (2019)
All-Purpose Yards	.....143 vs. Kansas State (2019)

### CAREER TOTALS

100-yard rushing games	.....5, last vs. Utah (2019)
Multiple rush TD games	.....2, last vs. Kansas State (2019)

### INGRAM'S 2018 GAME-BY-GAME RUSHING STATS

Date	Opponent	Att	Yds	TD	Long	Avg
Sept. 1	at Maryland	6	37	1	18	6.2
Sept. 8	Tulsa	10	64	1	29	6.4
Sept. 15	USC			DNP		
Sept. 22	TCU	8	38	0	9	4.8
Sept. 29	at Kansas State	10	68	0	16	6.8
Oct. 6	vs. Oklahoma	13	86	0	31	6.6
Oct. 13	Baylor	19	110	0	30	5.8
Oct. 27	at Oklahoma State	11	52	0	15	4.7
Nov. 3	West Virginia	13	30	0	7	2.3
Nov. 10	at Texas Tech	14	83	1	23	5.9
Nov. 17	Iowa State	12	57	0	20	4.8
Nov. 23	at Kansas	13	51	0	10	3.9
Dec. 1	vs. Oklahoma &	4	7	0	5	1.8
Jan. 1	vs. Georgia !	9	25	0	8	2.8

### INGRAM'S 2018 GAME-BY-GAME RECEIVING STATS

Date	Opponent	No.	Yds	TD	Long
Sept. 1	at Maryland	1	3	0	3
Sept. 8	Tulsa	3	14	0	6
Sept. 15	USC			DNP	
Sept. 22	TCU	1	-5	0	-5
Sept. 29	at Kansas State	5	27	0	8
Oct. 6	vs. Oklahoma	0	0	0	0
Oct. 13	Baylor	1	2	0	2
Oct. 27	at Oklahoma State	3	30	1	22
Nov. 3	West Virginia	0	0	0	0
Nov. 10	at Texas Tech	1	8	0	8
Nov. 17	Iowa State	5	40	1	19
Nov. 23	at Kansas	1	4	0	4
Dec. 1	vs. Oklahoma &	3	23	0	15
Jan. 1	vs. Georgia !	3	24	0	16

### INGRAM'S 2019 GAME-BY-GAME RUSHING STATS

Date	Opponent	Att	Yds	TD	Long	Avg
Aug. 31	Louisiana Tech	11	78	1	19	7.1
Sept. 7	LSU	10	29	0	7	2.9
Sept. 14	at Rice	13	74	2	26	5.7
Sept. 21	Oklahoma State	21	114	0	16	5.4
Oct. 5	at West Virginia	11	18	0	6	1.6
Oct. 12	vs. Oklahoma	2	9	0	7	4.5
Oct. 19	Kansas	14	101	1	32	7.2
Oct. 26	at TCU	16	71	0	17	4.4
Nov. 9	Kansas State	16	139	2	34	8.7
Nov. 16	at Iowa State	8	9	0	7	1.1
Nov. 23	at Baylor	7	86	0	68	12.3
Nov. 29	Texas Tech	2	17	0	11	8.5
Dec. 31	vs. Utah*	13	108	1	49	8.3



# SELECT PLAYERS GAME-BY-GAME STATISTICS

## INGRAM'S 2019 GAME-BY-GAME RECEIVING STATS

Date	Opponent	No.	Yds	TD	Long
Aug. 31	Louisiana Tech	3	43	0	21
Sept. 7	LSU	5	32	0	19
Sept. 14	at Rice	2	19	0	10
Sept. 21	Oklahoma State	1	26	0	26
Oct. 5	at West Virginia	1	3	0	3
Oct. 12	vs. Oklahoma	2	0	0	3
Oct. 19	Kansas	2	12	0	8
Oct. 26	at TCU	3	21	1	17
Nov. 9	Kansas State	2	4	0	5
Nov. 16	at Iowa State	4	45	1	22
Nov. 23	at Baylor	1	10	0	10
Nov. 29	Texas Tech	1	1	0	1
Dec. 31	vs. Utah*	2	26	1	15

## INGRAM'S 2020 GAME-BY-GAME RUSHING STATS

Date	Opponent	Att	Yds	TD	Long	Avg
Sept. 12	UTEP	9	44	0	12	4.9
Sept. 26	at Texas Tech	-	-	-	-	-
Oct. 3	TCU	-	-	-	-	-
Oct. 10	vs. Oklahoma	-	-	-	-	-
Oct. 24	Baylor	-	-	-	-	-
Oct. 31	at Oklahoma State	-	-	-	-	-
Nov. 7	West Virginia	-	-	-	-	-
Nov. 21	at Kansas	-	-	-	-	-
Nov. 27	Iowa State	-	-	-	-	-
Dec. 5	at Kansas State	-	-	-	-	-

## INGRAM'S 2020 GAME-BY-GAME RECEIVING STATS

Date	Opponent	No.	Yds	TD	Long
Sept. 12	UTEP	0	0	0	0
Sept. 26	at Texas Tech	-	-	-	-
Oct. 3	TCU	-	-	-	-
Oct. 10	vs. Oklahoma	-	-	-	-
Oct. 24	Baylor	-	-	-	-
Oct. 31	at Oklahoma State	-	-	-	-
Nov. 7	West Virginia	-	-	-	-
Nov. 21	at Kansas	-	-	-	-
Nov. 27	Iowa State	-	-	-	-
Dec. 5	at Kansas State	-	-	-	-

## INGRAM'S CAREER RUSHING STATS

Year	G	Att	Yds	TD	Long	Avg	Avg/G
2018	13	142	708	3	31	5.0	54.5
2019	13	144	853	7	68	5.9	65.6
2020	1	9	44	0	12	4.9	44.0
<b>Career</b>	<b>27</b>	<b>295</b>	<b>1605</b>	<b>10</b>	<b>68</b>	<b>5.4</b>	<b>59.4</b>

## INGRAM'S CAREER RECEIVING STATS

Year	G	Rec	Yds	Avg	TD	Long	Avg/G
2018	13	27	170	6.3	2	22	13.1
2019	13	29	242	8.3	3	26	18.6
2020	1	0	0	0.0	0	0	0.0
<b>Career</b>	<b>27</b>	<b>56</b>	<b>412</b>	<b>7.4</b>	<b>5</b>	<b>26</b>	<b>15.3</b>

## 31 DeMARVION OVERSHOWN

LB | 6-4 | 215 | JR-2L  
ARP, TEXAS | ARP

### CAREER HIGHS

Tackles.....	5, twice, last at Baylor (2019)
Solo tackles.....	5 vs. Kansas (2019)
Tackles for loss.....	2.0, three times, last vs. UTEP (2020)
Sacks.....	1.0, twice, last vs. Kansas (2019)
Interceptions.....	1 vs. Louisiana Tech (2019)
Pass breakups.....	1, three times, last vs. Texas Tech (2019)
Forced fumbles.....	1 at Baylor (2019)
Fumbles recovered.....	None
Blocked kicks.....	None

### CAREER TOTALS

Games with 5-plus tackles.....	2, last at Baylor (2019)
Games with 8-plus tackles.....	None
Games with 10-plus tackles.....	None

### OVERSHOWN'S 2018 GAME-BY-GAME DEFENSIVE STATS

Date	Opponent	TKL(Solo)	TFL	Sacks	Int	PBU	FF	FR	Blk
Sept. 1	at Maryland				DNP				
Sept. 8	Tulsa				DNP				
Sept. 15	USC				DNP				
Sept. 22	TCU				DNP				
Sept. 29	at Kansas State	0 (0)	0	0	0	0	0	0	0
Oct. 6	vs. Oklahoma	1 (0)	0	0	0	0	0	0	0
Oct. 13	Baylor	0 (0)	0	0	0	0	0	0	0
Oct. 27	at Oklahoma State	0 (0)	0	0	0	0	0	0	0
Nov. 3	West Virginia	0 (0)	0	0	0	0	0	0	0
Nov. 10	at Texas Tech				DNP				
Nov. 17	Iowa State	0 (0)	0	0	0	0	0	0	0
Nov. 23	at Kansas	0 (0)	0	0	0	0	0	0	0
Dec. 1	vs. Oklahoma &	0 (0)	0	0	0	0	0	0	0
Jan. 1	vs. Georgia !	0 (0)	0	0	0	0	0	0	0

### OVERSHOWN'S 2019 GAME-BY-GAME DEFENSIVE STATS

Date	Opponent	TKL(Solo)	TFL	Sacks	Int	PBU	FF	FR	Blk
Aug. 31	Louisiana Tech	1 (1)	1.0	1.0	1	0	0	0	0
Sept. 7	LSU	0 (0)	0	0	0	0	0	0	0
Sept. 14	at Rice				DNP				
Sept. 21	Oklahoma State				DNP				
Oct. 5	at West Virginia				DNP				
Oct. 12	vs. Oklahoma	0 (0)	0	0	0	0	0	0	0
Oct. 19	Kansas	5 (5)	2.0	1.0	0	1	0	0	0
Oct. 26	at TCU				DNP				
Nov. 9	Kansas State				DNP				
Nov. 16	at Iowa State	3 (3)	2.0	0	0	0	0	0	0
Nov. 23	at Baylor	5 (4)	1.0	0	0	1	1	0	0
Nov. 29	Texas Tech	4 (4)	1.0	0	0	1	0	0	0
Dec. 31	vs. Utah*	0 (0)	0	0	0	0	0	0	0

### OVERSHOWN'S 2020 GAME-BY-GAME DEFENSIVE STATS

Date	Opponent	TKL(Solo)	TFL	Sacks	Int	PBU	FF	FR	Blk
Sept. 12	UTEP	4 (1)	2.0	0	0	0	0	0	0
Sept. 26	at Texas Tech	-	-	-	-	-	-	-	-
Oct. 3	TCU	-	-	-	-	-	-	-	-
Oct. 10	vs. Oklahoma	-	-	-	-	-	-	-	-
Oct. 24	Baylor	-	-	-	-	-	-	-	-
Oct. 31	at Oklahoma State	-	-	-	-	-	-	-	-
Nov. 7	West Virginia	-	-	-	-	-	-	-	-
Nov. 21	at Kansas	-	-	-	-	-	-	-	-
Nov. 27	Iowa State	-	-	-	-	-	-	-	-
Dec. 5	at Kansas State	-	-	-	-	-	-	-	-

### OVERSHOWN'S CAREER DEFENSIVE STATS

Year	G	Tkl	Solo	TFL-Yds	Sack-Yds	Int	PBU	FF	FR	Blk
2018	9	1	0	0-0	0-0	0	0	0	0	0
2019	8	18	17	7.0-26	2.0-13	1	3	1	0	0
2020	1	4	1	2.0-3	0-0	0	0	0	0	0
<b>Career</b>	<b>18</b>	<b>23</b>	<b>18</b>	<b>9.0-29</b>	<b>2.0-13</b>	<b>1</b>	<b>3</b>	<b>1</b>	<b>0</b>	<b>0</b>

## 46 JOSEPH OSSAI

JACK | 6-4 | 255 | JR-2L  
CONROE, TEXAS | OAK RIDGE

### CAREER HIGHS

Tackles.....	10 at TCU (2019)
Solo tackles.....	7, three times, last at Baylor (2019)
Tackles for loss.....	6.0 vs. Utah (2019)
Sacks.....	3.0 vs. Utah (2019)
Interceptions.....	1, twice, last vs. LSU (2019)
Pass breakups.....	1 vs. Oklahoma (2019)
Forced fumbles.....	1 vs. Oklahoma State (2019)
Fumbles recovered.....	None
Blocked kicks.....	1 vs. Kansas (2019)

### CAREER TOTALS

Games with 5-plus tackles.....	13, last vs. Utah (2019)
Games with 8-plus tackles.....	9, last vs. Utah (2019)
Games with 10-plus tackles.....	1, last at TCU (2019)

### OSSAI'S 2018 GAME-BY-GAME DEFENSIVE STATS

Date	Opponent	TKL(Solo)	TFL	Sacks	Int	PBU	FF	FR	Blk
Sept. 1	at Maryland	0 (0)	0	0	0	0	0	0	0
Sept. 8	Tulsa	0 (0)	0	0	0	0	0	0	0
Sept. 15	USC	1 (1)	0	0	0	0	0	0	0
Sept. 22	TCU	0 (0)	0	0	0	0	0	0	0
Sept. 29	at Kansas State	1 (1)	0	0	0	0	0	0	0
Oct. 6	vs. Oklahoma	0 (0)	0	0	0	0	0	0	0
Oct. 13	Baylor	0 (0)	0	0	0	0	0	0	0
Oct. 27	at Oklahoma State	0 (0)	0	0	0	0	0	0	0
Nov. 3	West Virginia	1 (1)	0	0	0	0	0	0	0
Nov. 10	at Texas Tech	1 (1)	0	0	0	0	0	0	0
Nov. 17	Iowa State	3 (1)	1.0	1.0	0	0	1	0	0
Nov. 23	at Kansas	5 (3)	0	0	0	0	0	0	0
Dec. 1	vs. Oklahoma &	0 (0)	0	0	0	0	0	0	0
Jan. 1	vs. Georgia !	8 (5)	0	0	0	0	0	0	0

### OSSAI'S 2019 GAME-BY-GAME DEFENSIVE STATS

Date	Opponent	TKL(Solo)	TFL	Sacks	Int	PBU	FF	FR	Blk
Aug. 31	Louisiana Tech	5 (5)	1.0	0	1	0	0	0	0
Sept. 7	LSU	3 (2)	1.0	1.0	1	0	0	0	0
Sept. 14	at Rice	5 (1)	0	0	0	0	0	0	0
Sept. 21	Oklahoma State	8 (5)	2.0	1.0	0	0	1	0	0
Oct. 5	at West Virginia	8 (7)	1.0	0	0	0	0	0	0
Oct. 12	vs. Oklahoma	8 (7)	1.0	0	0	1	0	0	0
Oct. 19	Kansas	8 (6)	0.5	0	0	0	0	0	1
Oct. 26	at TCU	10 (5)	0.5	0	0	0	0	0	0
Nov. 9	Kansas State	5 (5)	0	0	0	0	0	0	0
Nov. 16	at Iowa State	9 (4)	0.5	0	0	0	0	0	0
Nov. 23	at Baylor	8 (7)	0	0	0	0	0	0	0
Nov. 29	Texas Tech	4 (2)	0	0	0	0	0	0	0
Dec. 31	vs. Utah*	9 (6)	6.0	3.0	0	0	0	0	0

### OSSAI'S 2020 GAME-BY-GAME DEFENSIVE STATS

Date	Opponent	TKL(Solo)	TFL	Sacks	Int	PBU	FF	FR	Blk
Sept. 12	UTEP	8 (2)	0.5	0	0	0	0	0	0
Sept. 26	at Texas Tech	-	-	-	-	-	-	-	-
Oct. 3	TCU	-	-	-	-	-	-	-	-
Oct. 10	vs. Oklahoma	-	-	-	-	-	-	-	-
Oct. 24	Baylor	-	-	-	-	-	-	-	-
Oct. 31	at Oklahoma State	-	-	-	-	-	-	-	-
Nov. 7	West Virginia	-	-	-	-	-	-	-	-
Nov. 21	at Kansas	-	-	-	-	-	-	-	-
Nov. 27	Iowa State	-	-	-	-	-	-	-	-
Dec. 5	at Kansas State	-	-	-	-	-	-	-	-

### OSSAI'S CAREER DEFENSIVE STATS

Year	G	Tkl	Solo	TFL-Yds	Sack-Yds	Int	PBU	FF	FR	Blk
2018	14	20	13	1.0-14	1.0-14	0	0	1	0	0
2019	13	90	62	13.5-50	5.0-31	2	1	1	0	1
2020	1	8	2	0.5-0	0-0	0	0	0	0	0
<b>Career</b>	<b>28</b>	<b>118</b>	<b>77</b>	<b>15.0-64</b>	<b>6.0-45</b>	<b>2</b>	<b>1</b>	<b>2</b>	<b>0</b>	<b>1</b>

# SELECT PLAYERS GAME-BY-GAME STATISTICS

## 49 TA'QUON GRAHAM

DL | 6-4 | 300 | SR-3L  
TEMPLE, TEXAS | TEMPLE

### CAREER HIGHS

Tackles.....	5 vs. Kansas State (2019)
Solo tackles.....	3 vs. Oklahoma State (2019)
Tackles for loss.....	2.5, twice, last vs. Utah (2019)
Sacks.....	1.0, four times, last vs. Utah (2019)
Interceptions.....	None
Pass breakups.....	1 vs. Oklahoma State (2019)
Forced fumbles.....	1 vs. Georgia (2019)
Fumbles recovered.....	None
Blocked kicks.....	None

### CAREER TOTALS

Games with 5-plus tackles.....	1 vs. Kansas State
Games with 8-plus tackles.....	None
Games with 10-plus tackles.....	None

### GRAHAM'S 2017 GAME-BY-GAME DEFENSIVE STATS

Date	Opponent	TKL(Solo)	TFL	Sacks	Int	PBU	FF	FR	Blk
Sept. 2	Maryland	0 (0)	0	0	0	0	0	0	0
Sept. 9	San Jose State	0 (0)	0	0	0	0	0	0	0
Sept. 16	at USC								DNP
Sept. 28	at Iowa State	0 (0)	0	0	0	0	0	0	0
Oct. 7	Kansas State	0 (0)	0	0	0	0	0	0	0
Oct. 14	vs. Oklahoma	2 (1)	0	0	0	0	0	0	0
Oct. 21	Oklahoma State	2 (1)	0	0	0	0	0	0	0
Oct. 28	at Baylor	1 (1)	1.0	0	0	0	0	0	0
Nov. 4	at TCU	0 (0)	0	0	0	0	0	0	0
Nov. 11	Kansas	0 (0)	0	0	0	0	0	0	0
Nov. 18	at West Virginia	0 (0)	0	0	0	0	0	0	0
Nov. 24	Texas Tech	1 (1)	1.0	1.0	0	0	0	0	0
Dec. 27	vs. Missouri <sup>A</sup>	0 (0)	0	0	0	0	0	0	0

### GRAHAM'S 2018 GAME-BY-GAME DEFENSIVE STATS

Date	Opponent	TKL(Solo)	TFL	Sacks	Int	PBU	FF	FR	Blk
Sept. 1	at Maryland	1 (0)	0.5	0	0	0	0	0	0
Sept. 8	Tulsa	2 (2)	0	0	0	0	0	0	0
Sept. 15	USC	1 (0)	0	0	0	0	0	0	0
Sept. 22	TCU	1 (1)	0	0	0	0	0	0	0
Sept. 29	at Kansas State	0 (0)	0	0	0	0	0	0	0
Oct. 6	vs. Oklahoma	0 (0)	0	0	0	0	0	0	0
Oct. 13	Baylor	2 (2)	0	0	0	0	0	0	0
Oct. 27	at Oklahoma State	0 (0)	0	0	0	0	0	0	0
Nov. 3	West Virginia	1 (1)	1.0	0	0	0	0	0	0
Nov. 10	at Texas Tech	1 (0)	0.5	0.5	0	0	0	0	0
Nov. 17	Iowa State	1 (1)	0	0	0	0	0	0	0
Nov. 23	at Kansas	0 (0)	0	0	0	0	0	0	0
Dec. 1	vs. Oklahoma &	0 (0)	0	0	0	0	0	0	0
Jan. 1	vs. Georgia !	2 (2)	0	0	0	0	1	0	0

### GRAHAM'S 2019 GAME-BY-GAME DEFENSIVE STATS

Date	Opponent	TKL(Solo)	TFL	Sacks	Int	PBU	FF	FR	Blk
Aug. 31	Louisiana Tech	0 (0)	0	0	0	0	0	0	0
Sept. 7	LSU	2 (1)	1.0	1.0	0	0	0	0	0
Sept. 14	at Rice	3 (2)	1.0	0	0	0	0	0	0
Sept. 21	Oklahoma State	4 (3)	2.5	0	0	1	0	0	0
Oct. 5	at West Virginia	1 (0)	0.5	0	0	0	0	0	0
Oct. 12	vs. Oklahoma	3 (2)	1.0	0	0	0	0	0	0
Oct. 19	Kansas	1 (1)	1.0	0	0	0	0	0	0
Oct. 26	at TCU	2 (1)	0	0	0	0	0	0	0
Nov. 9	Kansas State	5 (0)	0.5	0.5	0	0	0	0	0
Nov. 16	at Iowa State	2 (2)	1.0	0	0	0	0	0	0
Nov. 23	at Baylor	2 (0)	0	0	0	0	0	0	0
Nov. 29	Texas Tech	2 (2)	1.0	1.0	0	0	0	0	0
Dec. 31	vs. Utah*	4 (2)	2.5	1.0	0	0	0	0	0

### GRAHAM'S 2020 GAME-BY-GAME DEFENSIVE STATS

Date	Opponent	TKL(Solo)	TFL	Sacks	Int	PBU	FF	FR	Blk
Sept. 12	UTEP	2 (1)	0	0	0	0	0	0	0
Sept. 26	at Texas Tech	-	-	-	-	-	-	-	-
Oct. 3	TCU	-	-	-	-	-	-	-	-
Oct. 10	vs. Oklahoma	-	-	-	-	-	-	-	-
Oct. 24	Baylor	-	-	-	-	-	-	-	-
Oct. 31	at Oklahoma State	-	-	-	-	-	-	-	-
Nov. 7	West Virginia	-	-	-	-	-	-	-	-
Nov. 21	at Kansas	-	-	-	-	-	-	-	-
Nov. 27	Iowa State	-	-	-	-	-	-	-	-
Dec. 5	at Kansas State	-	-	-	-	-	-	-	-

### GRAHAM'S CAREER DEFENSIVE STATS

Year	G	Tkl	Solo	TFL-Yds	Sack-Yds	Int	PBU	FF	FR	Blk
2017	12	6	4	2.0-13	1.0-11	0	0	0	0	0
2018	14	12	9	2.0-6	0.5-3	0	0	1	0	0
2019	13	31	16	12.0-35	3.5-20	0	1	0	0	0
2020	1	2	1	0-0	0-0	0	0	0	0	0
<b>Career</b>	<b>40</b>	<b>51</b>	<b>30</b>	<b>16.0-54</b>	<b>5.0-34</b>	<b>0</b>	<b>1</b>	<b>1</b>	<b>0</b>	<b>0</b>

## 80 CADE BREWER

TE | 6-4 | 250 | SR-3L  
AUSTIN, TEXAS | LAKE TRAVIS

### CAREER HIGHS

Receptions.....	3, twice, last vs. UTEP (2020)
Receiving Yards.....	71 vs. Kansas (2019)
Receiving TDs.....	1, four times, last vs. UTEP (2020)
Long Reception.....	51 vs. Kansas (2019)

### CAREER TOTALS

100-yard receiving games.....	None
Multiple receiving TD games.....	None

### BREWER'S 2017 GAME-BY-GAME RECEIVING STATS

Date	Opponent	No.	Yds	TD	Long
Sept. 2	Maryland	0	0	0	0
Sept. 9	San Jose State	0	0	0	0
Sept. 16	at USC	1	3	1	3
Sept. 28	at Iowa State	1	6	0	6
Oct. 7	Kansas State	0	0	0	0
Oct. 14	vs. Oklahoma	2	27	0	21
Oct. 21	Oklahoma State	1	15	0	15
Oct. 28	at Baylor	2	18	0	10
Nov. 4	at TCU	1	3	0	3
Nov. 11	Kansas	1	8	1	8
Nov. 18	at West Virginia		DNP		
Nov. 24	Texas Tech		DNP		
Dec. 27	vs. Missouri <sup>A</sup>		DNP		

### BREWER'S 2018 GAME-BY-GAME RECEIVING STATS

Date	Opponent	No.	Yds	TD	Long
Sept. 1	at Maryland	1	13	0	13
Sept. 8	Tulsa	1	6	0	6
Sept. 15	USC	0	0	0	0
Sept. 22	TCU	0	0	0	0
Sept. 29	at Kansas State	0	0	0	0
Oct. 6	vs. Oklahoma	0	0	0	0
Oct. 13	Baylor	0	0	0	0
Oct. 27	at Oklahoma State	0	0	0	0
Nov. 3	West Virginia	0	0	0	0
Nov. 10	at Texas Tech	0	0	0	0
Nov. 17	Iowa State	0	0	0	0
Nov. 23	at Kansas	0	0	0	0
Dec. 1	vs. Oklahoma &	0	0	0	0
Jan. 1	vs. Georgia !	0	0	0	0

### BREWER'S 2019 GAME-BY-GAME RECEIVING STATS

Date	Opponent	No.	Yds	TD	Long
Aug. 31	Louisiana Tech	2	8	0	5
Sept. 7	LSU	1	6	0	6
Sept. 14	at Rice	0	0	0	0
Sept. 21	Oklahoma State	2	29	1	25
Oct. 5	at West Virginia	1	25	0	25
Oct. 12	vs. Oklahoma	1	10	0	10
Oct. 19	Kansas	3	71	0	51
Oct. 26	at TCU	0	0	0	0
Nov. 9	Kansas State		DNP		
Nov. 16	at Iowa State		DNP		
Nov. 23	at Baylor		DNP		
Nov. 29	Texas Tech		DNP		
Dec. 31	vs. Utah*	1	10	0	10

### BREWER'S 2020 GAME-BY-GAME RECEIVING STATS

Date	Opponent	No.	Yds	TD	Long
Sept. 12	UTEP	3	40	1	20
Sept. 26	at Texas Tech	-	-	-	-
Oct. 3	TCU	-	-	-	-
Oct. 10	vs. Oklahoma	-	-	-	-
Oct. 24	Baylor	-	-	-	-
Oct. 31	at Oklahoma State	-	-	-	-
Nov. 7	West Virginia	-	-	-	-
Nov. 21	at Kansas	-	-	-	-
Nov. 27	Iowa State	-	-	-	-
Dec. 5	at Kansas State	-	-	-	-

### BREWER'S CAREER RECEIVING STATS

Year	G	Rec	Yds	Avg	TD	Long	Avg/G
2017	10	9	80	8.9	2	21	8.0
2018	14	2	19	9.5	0	13	1.4
2019	9	11	159	14.5	1	51	17.7
2020	1	3	40	13.3	1	20	40.0
<b>Career</b>	<b>34</b>	<b>25</b>	<b>298</b>	<b>11.9</b>	<b>4</b>	<b>51</b>	<b>8.8</b>

## 98 MORO OJOMO

DL | 6-3 | 285 | SO-1L  
KATY, TEXAS | KATY

### CAREER HIGHS

Tackles.....	3, twice, last vs. Utah (2019)
Solo tackles.....	2 vs. Oklahoma State (2019)
Tackles for loss.....	1.0, twice, last vs. Utah (2019)
Sacks.....	None
Interceptions.....	None
Pass breakups.....	None
Forced fumbles.....	None
Fumbles recovered.....	1 vs. Kansas State (2019)
Blocked kicks.....	None

### CAREER TOTALS

Games with 5-plus tackles.....	None
Games with 8-plus tackles.....	None
Games with 10-plus tackles.....	None

### OJOMO'S 2018 GAME-BY-GAME DEFENSIVE STATS

Date	Opponent	TKL(Solo)	TFL	Sacks	Int	PBU	FF	FR	Blk
Sept. 1	at Maryland				DNP				
Sept. 8	Tulsa				DNP				
Sept. 15	USC				DNP				
Sept. 22	TCU				DNP				
Sept. 29	at Kansas State				DNP				
Oct. 6	vs. Oklahoma				DNP				
Oct. 13	Baylor				DNP				
Oct. 27	at Oklahoma State				DNP				
Nov. 3	West Virginia	0 (0)	0	0	0	0	0	0	0
Nov. 10	at Texas Tech				DNP				
Nov. 17	Iowa State				DNP				
Nov. 23	at Kansas				DNP				
Dec. 1	vs. Oklahoma &	0 (0)	0	0	0	0	0	0	0
Jan. 1	vs. Georgia !	0 (0)	0	0	0	0	0	0	0

# SELECT PLAYERS GAME-BY-GAME STATISTICS

## OJOMO'S 2019 GAME-BY-GAME DEFENSIVE STATS

Date	Opponent	TKL(Solo)	TFL	Sacks	Int	PBU	FF	FR	Blk
Aug. 31	Louisiana Tech	1 (0)	0	0	0	0	0	0	0
Sept. 7	LSU	0 (0)	0	0	0	0	0	0	0
Sept. 14	at Rice	0 (0)	0	0	0	0	0	0	0
Sept. 21	Oklahoma State	3 (2)	0.5	0	0	0	0	0	0
Oct. 5	at West Virginia	1 (1)	0	0	0	0	0	0	0
Oct. 12	vs. Oklahoma	0 (0)	0	0	0	0	0	0	0
Oct. 19	Kansas	1 (0)	0	0	0	0	0	0	0
Oct. 26	at TCU	1 (0)	0	0	0	0	0	0	0
Nov. 9	Kansas State	1 (1)	0	0	0	0	0	1	0
Nov. 16	at Iowa State	0 (0)	0	0	0	0	0	0	0
Nov. 23	at Baylor	1 (1)	0	0	0	0	0	0	0
Nov. 29	Texas Tech	1 (1)	1.0	0	0	0	0	0	0
Dec. 31	vs. Utah*	3 (1)	1.0	0	0	0	0	0	0

## OJOMO'S 2020 GAME-BY-GAME DEFENSIVE STATS

Date	Opponent	TKL(Solo)	TFL	Sacks	Int	PBU	FF	FR	Blk
Sept. 12	UTEP	0 (0)	0	0	0	0	0	0	0
Sept. 26	at Texas Tech	-	-	-	-	-	-	-	-
Oct. 3	TCU	-	-	-	-	-	-	-	-
Oct. 10	vs. Oklahoma	-	-	-	-	-	-	-	-
Oct. 24	Baylor	-	-	-	-	-	-	-	-
Oct. 31	at Oklahoma State	-	-	-	-	-	-	-	-
Nov. 7	West Virginia	-	-	-	-	-	-	-	-
Nov. 21	at Kansas	-	-	-	-	-	-	-	-
Nov. 27	Iowa State	-	-	-	-	-	-	-	-
Dec. 5	at Kansas State	-	-	-	-	-	-	-	-

## OJOMO'S CAREER DEFENSIVE STATS

Year	G	Tkl	Solo	TFL-Yds	Sack-Yds	Int	PBU	FF	FR	Blk
2018	3	0	0	0-0	0-0	0	0	0	0	0
2019	13	13	7	2.5-6	0-0	0	0	0	1	0
2020	1	0	0	0-0	0-0	0	0	0	0	0
<b>Career</b>	<b>17</b>	<b>13</b>	<b>7</b>	<b>2.5-6</b>	<b>0-0</b>	<b>0</b>	<b>0</b>	<b>0</b>	<b>1</b>	<b>0</b>

## COBURN'S 2019 GAME-BY-GAME DEFENSIVE STATS

Date	Opponent	TKL(Solo)	TFL	Sacks	Int	PBU	FF	FR	Blk
Aug. 31	Louisiana Tech	1 (0)	0	0	0	0	0	0	0
Sept. 7	LSU	0 (0)	0	0	0	0	0	0	0
Sept. 14	at Rice	4 (2)	1.0	1.0	0	0	0	0	0
Sept. 21	Oklahoma State	1 (1)	0	0	0	0	0	0	0
Oct. 5	at West Virginia	2 (2)	0	0	0	0	0	0	0
Oct. 12	vs. Oklahoma	4 (3)	0	0	0	0	0	0	0
Oct. 19	Kansas	3 (2)	0.5	0	0	0	0	0	0
Oct. 26	at TCU	3 (3)	0	0	0	0	0	0	0
Nov. 9	Kansas State	4 (1)	1.0	0	0	0	0	0	0
Nov. 16	at Iowa State	0 (0)	0	0	0	0	0	0	0
Nov. 23	at Baylor	0 (0)	0	0	0	0	0	0	0
Nov. 29	Texas Tech	1 (1)	1.0	1.0	0	0	1	0	0
Dec. 31	vs. Utah*	3 (3)	1.0	0	0	0	0	0	0

## COBURN'S 2020 GAME-BY-GAME DEFENSIVE STATS

Date	Opponent	TKL(Solo)	TFL	Sacks	Int	PBU	FF	FR	Blk
Sept. 12	UTEP	2 (1)	0	0	0	0	0	0	0
Sept. 26	at Texas Tech	-	-	-	-	-	-	-	-
Oct. 3	TCU	-	-	-	-	-	-	-	-
Oct. 10	vs. Oklahoma	-	-	-	-	-	-	-	-
Oct. 24	Baylor	-	-	-	-	-	-	-	-
Oct. 31	at Oklahoma State	-	-	-	-	-	-	-	-
Nov. 7	West Virginia	-	-	-	-	-	-	-	-
Nov. 21	at Kansas	-	-	-	-	-	-	-	-
Nov. 27	Iowa State	-	-	-	-	-	-	-	-
Dec. 5	at Kansas State	-	-	-	-	-	-	-	-

## COBURN'S CAREER DEFENSIVE STATS

Year	G	Tkl	Solo	TFL-Yds	Sack-Yds	Int	PBU	FF	FR	Blk
2018	3	2	2	0-0	0-0	0	0	0	0	0
2019	13	26	18	4.5-11	2.0-3	0	0	1	0	0
2020	1	2	1	0-0	0-0	0	0	0	0	0
<b>Career</b>	<b>17</b>	<b>30</b>	<b>21</b>	<b>4.5-11</b>	<b>2.0-3</b>	<b>0</b>	<b>0</b>	<b>1</b>	<b>0</b>	<b>0</b>

## 99 KEONDRE COBURN

DL | 6-2 | 350 | SO-1L

HOUSTON, TEXAS | WESTFIELD

## CAREER HIGHS

Tackles.....4, three times, last vs. Kansas State (2019)  
 Solo tackles.....3, three times, last vs. Utah (2019)  
 Tackles for loss.....1.0, four times, last vs. Utah (2019)  
 Sacks.....1.0, twice, last vs. Texas Tech (2019)  
 Interceptions.....None  
 Pass breakups.....None  
 Forced fumbles.....1 vs. Texas Tech (2019)  
 Fumbles recovered.....None  
 Blocked kicks.....None

## CAREER TOTALS

Games with 5-plus tackles.....None  
 Games with 8-plus tackles.....None  
 Games with 10-plus tackles.....None

## COBURN'S 2018 GAME-BY-GAME DEFENSIVE STATS

Date	Opponent	TKL(Solo)	TFL	Sacks	Int	PBU	FF	FR	Blk
Sept. 1	at Maryland								
Sept. 8	Tulsa								
Sept. 15	USC								
Sept. 22	TCU								
Sept. 29	at Kansas State								
Oct. 6	vs. Oklahoma								
Oct. 13	Baylor								
Oct. 27	at Oklahoma State								
Nov. 3	West Virginia	1 (1)	0	0	0	0	0	0	0
Nov. 10	at Texas Tech								
Nov. 17	Iowa State								
Nov. 23	at Kansas	0 (0)	0	0	0	0	0	0	0
Dec. 1	vs. Oklahoma &								
Jan. 1	vs. Georgia !	1 (1)	0	0	0	0	0	0	0

^ - 2017 Texas Bowl (Houston, Texas)  
 & - 2018 Big 12 Championship Game (Arlington, Texas)  
 ! - 2019 Sugar Bowl (New Orleans, La.)  
 \* - 2019 Alamo Bowl (San Antonio, Texas)



# CAREER HIGHS | OFFENSE & SPECIALISTS

## JUNIOR ANGILAU, OL

Tackles: 1, at West Virginia, Oct 05, 2019 (1-0)

## TARIK BLACK, WR

Points scored: 6, UTEP, Sep 12, 2020  
Touchdowns: 1, UTEP, Sep 12, 2020  
Receptions: 5, UTEP, Sep 12, 2020  
Receiving yards: 80, UTEP, Sep 12, 2020 (5 receptions)  
Receiving TDs: 1, UTEP, Sep 12, 2020  
Long reception: 31, UTEP, Sep 12, 2020  
All-purpose yards: 80, UTEP, Sep 12, 2020

## CADE BREWER, TE

Points scored: 6, 4 times  
Touchdowns: 1, 4 times  
Receptions: 3, UTEP, Sep 12, 2020 ; Kansas, Oct 19, 2019  
Receiving yards: 71, Kansas, Oct 19, 2019 (3 receptions)  
Receiving TDs: 1, 4 times  
Long reception: 51, Kansas, Oct 19, 2019  
All-purpose yards: 71, Kansas, Oct 19, 2019  
Tackles: 1, Kansas, Oct 19, 2019 (1-0)

## RYAN BIJCEVSKI, P

Rush attempts: 1, at TCU, Oct 26, 2019  
Rush yards: 3, at TCU, Oct 26, 2019 (1 carries)  
Long rush: 3, at TCU, Oct 26, 2019  
Total offense attempts: 1, at TCU, Oct 26, 2019 (1 rush,0 pass)  
Total offense yards: 3, at TCU, Oct 26, 2019 (3 rush,0 pass)  
All-purpose yards: 3, at TCU, Oct 26, 2019  
Punt attempts: 9 [t-5th], at Maryland, Sep 01, 2018 ; vs Maryland, Sep 01, 2018 (9 punts)  
Punt yards: 339, at Maryland, Sep 01, 2018 (9 punts); vs Maryland, Sep 01, 2018 (9 punts)  
Longest punt: 56, 4 times  
Tackles: 1, Iowa State, Nov 17, 2018 (1-0)

## HUDSON CARD, QB

Rush attempts: 2, UTEP, Sep 12, 2020  
Rush yards: 8, UTEP, Sep 12, 2020 (2 carries)  
Long rush: 7, UTEP, Sep 12, 2020  
Pass attempts: 1, UTEP, Sep 12, 2020  
Total offense attempts: 3, UTEP, Sep 12, 2020 (2 rush,1 pass)  
Total offense yards: 8, UTEP, Sep 12, 2020 (8 rush,0 pass)  
All-purpose yards: 8, UTEP, Sep 12, 2020

## SAMUEL COSMI, OL

Points scored: 6, at West Virginia, Oct 05, 2019  
Touchdowns: 1, at West Virginia, Oct 05, 2019  
Rush attempts: 1, at West Virginia, Oct 05, 2019  
Rush yards: 12, at West Virginia, Oct 05, 2019 (1 carries)  
Rush TDs: 1, at West Virginia, Oct 05, 2019  
Long rush: 12, at West Virginia, Oct 05, 2019  
Total offense attempts: 1, at West Virginia, Oct 05, 2019 (1 rush,0 pass)  
Total offense yards: 12, at West Virginia, Oct 05, 2019 (12 rush,0 pass)  
All-purpose yards: 12, at West Virginia, Oct 05, 2019  
Tackles: 1, Oklahoma State, Sep 21, 2019 (1-0)

## CAMERON DICKER, K

Points scored: 13, USC, Sep 15, 2018  
Kick PATs: 8 [t-3rd], UTEP, Sep 12, 2020  
Points by kicking: 13 [t-3rd], USC, Sep 15, 2018  
Field goals made: 3 [t-2nd], Baylor, Oct 13, 2018 ; USC, Sep 15, 2018  
Field goal attempts: 5 [1st], Baylor, Oct 13, 2018  
Longest field goal: 57 [2nd], at Rice, Sep 14, 2019  
Tackles: 1, 6 times

## BRENNAN EAGLES, WR

Points scored: 12, Louisiana Tech, Aug 31, 2019  
Touchdowns: 2, Louisiana Tech, Aug 31, 2019  
Receptions: 6, Kansas, Oct 19, 2019  
Receiving yards: 116, LSU, Sep 07, 2019 (5 receptions)  
Receiving TDs: 2 [t-3rd], Louisiana Tech, Aug 31, 2019  
Long reception: 73, Oklahoma State, Sep 21, 2019  
All-purpose yards: 116, LSU, Sep 07, 2019

## SAM EHLINGER, QB

Points scored: 18 [t-7th], vs Georgia, Jan. 1, 2019 ; vs Oklahoma, Oct 06, 2018  
Touchdowns: 3 [t-7th], vs Georgia, Jan. 1, 2019 ; vs Oklahoma, Oct 06, 2018  
Rush attempts: 23, vs Oklahoma, Oct 12, 2019  
Rush yards: 110, vs Oklahoma, Oct 14, 2017 (22 carries)  
Rush TDs: 3 [t-7th], vs Georgia, Jan. 1, 2019 ; vs Oklahoma, Oct 06, 2018  
Long rush: 31, vs Utah, Dec 31, 2019  
Pass attempts: 50 [2nd], Kansas State, Oct 07, 2017  
Pass completions: 31 [t-2nd], Kansas, Oct 19, 2019 ; LSU, Sep 07, 2019  
Pass yards: 426 [1st], UTEP, Sep 12, 2020  
Pass TDs: 5 [t-1st], UTEP, Sep 12, 2020  
Had intercepted: 4 [t-1st], at TCU, Oct 26, 2019  
Long pass: 90 [1st], Oklahoma State, Oct 21, 2017  
Receptions: 2, at Kansas State, Sep 29, 2018  
Receiving yards: 27, Texas Tech, Nov 24, 2017 (1 receptions)  
Long reception: 27, Texas Tech, Nov 24, 2017  
Total offense attempts: 70 [1st], Kansas State, Oct 07, 2017 (20 rush,50 pass)  
Total offense yards: 490 [2nd], Kansas, Oct 19, 2019 (91 rush,399 pass)  
All-purpose yards: 110, vs Oklahoma, Oct 14, 2017  
Tackles: 1, Texas Tech, Nov 24, 2017 (1-0); at Baylor, Nov 23, 2019 (1-0)

## MALCOLM EPPS, TE

Points scored: 6, at Iowa State, Nov 16, 2019 ; at West Virginia, Oct 05, 2019  
Touchdowns: 1, at Iowa State, Nov 16, 2019 ; at West Virginia, Oct 05, 2019  
Rush yards: 40, UTEP, Sep 12, 2020 (0 carries)  
Receptions: 4, at Rice, Sep 14, 2019  
Receiving yards: 53, at Rice, Sep 14, 2019 (4 receptions)  
Receiving TDs: 1, at Iowa State, Nov 16, 2019 ; at West Virginia, Oct 05, 2019  
Long reception: 36, Texas Tech, Nov 29, 2019  
Total offense yards: 40, UTEP, Sep 12, 2020 (40 rush,0 pass)  
All-purpose yards: 53, at Rice, Sep 14, 2019  
Tackles: 1, Kansas State, Nov 09, 2019 (1-0)

## KEAONTAY INGRAM, RB

Points scored: 12, vs Utah, Dec 31, 2019 ; Kansas State, Nov 09, 2019 ; at Rice, Sep 14, 2019  
Touchdowns: 2, vs Utah, Dec 31, 2019 ; Kansas State, Nov 09, 2019 ; at Rice, Sep 14, 2019  
Rush attempts: 21, Oklahoma State, Sep 21, 2019  
Rush yards: 139, Kansas State, Nov 09, 2019 (16 carries)  
Rush TDs: 2, Kansas State, Nov 09, 2019 ; at Rice, Sep 14, 2019  
Long rush: 68 [10th], at Baylor, Nov 23, 2019  
Pass attempts: 1, vs Oklahoma, Dec 01, 2018  
Receptions: 5, Iowa State, Nov 17, 2018 ; LSU, Sep 07, 2019 ; at Kansas State, Sep 29, 2018  
Receiving yards: 45, at Iowa State, Nov 16, 2019 (4 receptions)  
Receiving TDs: 1, 5 times  
Long reception: 26, Oklahoma State, Sep 21, 2019  
Total offense attempts: 21, Oklahoma State, Sep 21, 2019 (21 rush,0 pass)  
Total offense yards: 139, Kansas State, Nov 09, 2019 (139 rush,0 pass)  
All-purpose yards: 143, Kansas State, Nov 09, 2019

## ROSCHON JOHNSON, RB

Points scored: 18 [t-7th], Texas Tech, Nov 29, 2019  
Touchdowns: 3 [t-7th], Texas Tech, Nov 29, 2019  
Rush attempts: 23, Texas Tech, Nov 29, 2019  
Rush yards: 121, at West Virginia, Oct 05, 2019 (21 carries)  
Rush TDs: 3 [t-7th], Texas Tech, Nov 29, 2019  
Long rush: 57, vs Oklahoma, Oct 12, 2019  
Pass attempts: 1, Texas Tech, Nov 29, 2019  
Receptions: 4, vs Oklahoma, Oct 12, 2019  
Receiving yards: 30, at Rice, Sep 14, 2019 (3 receptions)  
Receiving TDs: 1, at Rice, Sep 14, 2019  
Long reception: 25, at Rice, Sep 14, 2019  
Total offense attempts: 24, Texas Tech, Nov 29, 2019 (23 rush,1 pass)  
Total offense yards: 121, at West Virginia, Oct 05, 2019 (121 rush,0 pass)  
All-purpose yards: 131, at West Virginia, Oct 05, 2019  
Tackles: 1, at Baylor, Nov 23, 2019 (1-0)

## REESE LEITAO, TE

Receptions: 1, LSU, Sep 07, 2019  
Receiving yards: 7, LSU, Sep 07, 2019 (1 receptions)  
Long reception: 7, LSU, Sep 07, 2019  
All-purpose yards: 7, LSU, Sep 07, 2019  
Tackles: 1, at TCU, Oct 26, 2019 (1-0)

## BRAYDEN LIEBROCK, TE

Receptions: 2, UTEP, Sep 12, 2020  
Receiving yards: 11, UTEP, Sep 12, 2020 (2 receptions)  
Long reception: 10, UTEP, Sep 12, 2020  
All-purpose yards: 11, UTEP, Sep 12, 2020

## KENNEDY LEWIS, WR

Receptions: 1, at Rice, Sep 14, 2019  
Receiving yards: 37, at Rice, Sep 14, 2019 (1 receptions)  
Long reception: 37, at Rice, Sep 14, 2019  
All-purpose yards: 37, at Rice, Sep 14, 2019

## JUSTIN MADER, DS

Tackles: 1, vs Utah, Dec 31, 2019 (1-0); at West Virginia, Oct 05, 2019 (1-0)

## KAI MONEY, WR

Points scored: 6, UTEP, Sep 12, 2020  
Touchdowns: 1, UTEP, Sep 12, 2020  
Receptions: 4, UTEP, Sep 12, 2020  
Receiving yards: 26, UTEP, Sep 12, 2020 (4 receptions)  
Receiving TDs: 1, UTEP, Sep 12, 2020  
Long reception: 17, UTEP, Sep 12, 2020  
All-purpose yards: 26, UTEP, Sep 12, 2020

## JOSHUA MOORE, WR

Points scored: 6, USC, Sep 15, 2018 ; UTEP, Sep 12, 2020  
Touchdowns: 1, USC, Sep 15, 2018 ; UTEP, Sep 12, 2020  
Receptions: 6, UTEP, Sep 12, 2020  
Receiving yards: 127, UTEP, Sep 12, 2020 (6 receptions)  
Receiving TDs: 1, USC, Sep 15, 2018 ; UTEP, Sep 12, 2020  
Long reception: 78 [t-5th], UTEP, Sep 12, 2020  
All-purpose yards: 127, UTEP, Sep 12, 2020

## BIJAN ROBINSON, RB

Rush attempts: 5, UTEP, Sep 12, 2020  
Rush yards: 38, UTEP, Sep 12, 2020 (5 carries)  
Long rush: 29, UTEP, Sep 12, 2020  
Receptions: 2, UTEP, Sep 12, 2020  
Receiving yards: 9, UTEP, Sep 12, 2020 (2 receptions)  
Long reception: 11, UTEP, Sep 12, 2020  
Total offense attempts: 5, UTEP, Sep 12, 2020 (5 rush,0 pass)  
Total offense yards: 38, UTEP, Sep 12, 2020 (38 rush,0 pass)  
All-purpose yards: 47, UTEP, Sep 12, 2020

## BRENDEN SCHOOLER, WR

Points scored: 6, UTEP, Sep 12, 2020  
Touchdowns: 1, UTEP, Sep 12, 2020  
Receptions: 2, UTEP, Sep 12, 2020  
Receiving yards: 65, UTEP, Sep 12, 2020 (2 receptions)  
Receiving TDs: 1, UTEP, Sep 12, 2020  
Long reception: 40, UTEP, Sep 12, 2020  
All-purpose yards: 65, UTEP, Sep 12, 2020

## JAKE SMITH, WR

Points scored: 12, at Rice, Sep 14, 2019  
Touchdowns: 2, at Rice, Sep 14, 2019  
Rush attempts: 1, Kansas, Oct 19, 2019 ; Oklahoma State, Sep 21, 2019  
Rush yards: 8, Oklahoma State, Sep 21, 2019 (1 carries)  
Long rush: 8, Oklahoma State, Sep 21, 2019  
Receptions: 6, at Rice, Sep 14, 2019  
Receiving yards: 75, at Rice, Sep 14, 2019 (6 receptions)  
Receiving TDs: 2 [t-3rd], at Rice, Sep 14, 2019  
Long reception: 53, at Rice, Sep 14, 2019  
Total offense attempts: 1, Kansas, Oct 19, 2019 (1 rush,0 pass); Oklahoma State, Sep 21, 2019 (1 rush,0 pass)  
Total offense yards: 8, Oklahoma State, Sep 21, 2019 (8 rush,0 pass)  
All-purpose yards: 76, at Rice, Sep 14, 2019  
Punt returns: 3, at Rice, Sep 14, 2019  
Punt return yards: 2, LSU, Sep 07, 2019 (1 returns)  
Long punt return: 2, LSU, Sep 07, 2019  
Tackles: 1, at TCU, Oct 26, 2019 (1-0)

## JARRETT SMITH, RB

Rush attempts: 2, UTEP, Sep 12, 2020  
Rush yards: 5, UTEP, Sep 12, 2020 (2 carries)  
Long rush: 3, UTEP, Sep 12, 2020  
Total offense attempts: 2, UTEP, Sep 12, 2020 (2 rush,0 pass)  
Total offense yards: 5, UTEP, Sep 12, 2020 (5 rush,0 pass)  
All-purpose yards: 5, UTEP, Sep 12, 2020

## CASEY THOMPSON, QB

Points scored: 6, Louisiana Tech, Aug 31, 2019  
Touchdowns: 1, Louisiana Tech, Aug 31, 2019  
Rush attempts: 3, vs Utah, Dec 31, 2019 ; at Rice, Sep 14, 2019  
Rush yards: 11, Louisiana Tech, Aug 31, 2019 (2 carries)  
Rush TDs: 1, Louisiana Tech, Aug 31, 2019  
Long rush: 9, Louisiana Tech, Aug 31, 2019 ; Texas Tech, Nov 29, 2019 ; UTEP, Sep 12, 2020  
Pass attempts: 7, at Rice, Sep 14, 2019 ; UTEP, Sep 12, 2020  
Pass completions: 5, at Rice, Sep 14, 2019  
Pass yards: 59, at Rice, Sep 14, 2019  
Pass TDs: 2, UTEP, Sep 12, 2020  
Long pass: 37, at Rice, Sep 14, 2019  
Total offense attempts: 10, at Rice, Sep 14, 2019 (3 rush,7 pass)  
Total offense yards: 64, UTEP, Sep 12, 2020 (9 rush,55 pass)  
All-purpose yards: 11, Louisiana Tech, Aug 31, 2019

## MARCUS WASHINGTON, WR

Points scored: 6, UTEP, Sep 12, 2020  
Touchdowns: 1, UTEP, Sep 12, 2020  
Receptions: 2, UTEP, Sep 12, 2020  
Receiving yards: 43, UTEP, Sep 12, 2020 (2 receptions)  
Receiving TDs: 1, UTEP, Sep 12, 2020  
Long reception: 26, UTEP, Sep 12, 2020  
All-purpose yards: 43, UTEP, Sep 12, 2020

## JORDAN WHITTINGTON, WR

Rush attempts: 1, UTEP, Sep 12, 2020  
Rush yards: 15, UTEP, Sep 12, 2020 (1 carries)  
Long rush: 15, UTEP, Sep 12, 2020  
Receptions: 2, Louisiana Tech, Aug 31, 2019 ; UTEP, Sep 12, 2020  
Receiving yards: 45, UTEP, Sep 12, 2020 (2 receptions)  
Long reception: 43, UTEP, Sep 12, 2020  
Total offense attempts: 1, UTEP, Sep 12, 2020 (1 rush,0 pass)  
Total offense yards: 15, UTEP, Sep 12, 2020 (15 rush,0 pass)  
All-purpose yards: 60, UTEP, Sep 12, 2020

## JARED WILEY, TE

Receptions: 1, Texas Tech, Nov 29, 2019  
Receiving yards: 15, Texas Tech, Nov 29, 2019 (1 receptions)  
Long reception: 15, Texas Tech, Nov 29, 2019  
All-purpose yards: 15, Texas Tech, Nov 29, 2019

## AL'VONTE WOODARD, WR

Receptions: 1, vs Utah, Dec 31, 2019 ; at Iowa State, Nov 16, 2019 ; at Baylor, Nov 23, 2019  
Receiving yards: 14, at Baylor, Nov 23, 2019 (1 receptions)  
Long reception: 14, at Baylor, Nov 23, 2019  
All-purpose yards: 14, at Baylor, Nov 23, 2019

## DANIEL YOUNG, RB

Points scored: 6, 6 times  
Touchdowns: 1, 6 times  
Rush attempts: 21, Kansas, Nov 11, 2017  
Rush yards: 85, at West Virginia, Nov 18, 2017 (12 carries)  
Rush TDs: 1, 5 times  
Long rush: 36, at West Virginia, Nov 18, 2017  
Receptions: 3, vs Missouri, Dec 27, 2017 ; at West Virginia, Nov 18, 2017  
Receiving yards: 64, vs Missouri, Dec 27, 2017 (3 receptions)  
Receiving TDs: 1, vs Missouri, Dec 27, 2017  
Long reception: 42, vs Missouri, Dec 27, 2017  
Total offense attempts: 21, Kansas, Nov 11, 2017 (21 rush,0 pass)  
Total offense yards: 85, at West Virginia, Nov 18, 2017 (85 rush,0 pass)  
All-purpose yards: 112, vs Missouri, Dec 27, 2017  
Kick returns: 1, Maryland, Sep 02, 2017  
Kick return yards: 9, Maryland, Sep 02, 2017 (1 returns)  
Long kick return: 9, Maryland, Sep 02, 2017

# CAREER HIGHS | DEFENSE

## **AYODELE ADEOYE, LB**

All-purpose yards: 13, at West Virginia, Oct 05, 2019  
Interceptions: 1, at West Virginia, Oct 05, 2019  
Long interception return: 13, at West Virginia, Oct 05, 2019  
Tackles: 8, vs Oklahoma, Oct 12, 2019 (4-4)  
Sacks: 1.0, Kansas State, Nov 09, 2019 (1-0); at Baylor, Nov 23, 2019 (1-0)  
Tackles for loss: 1.0, Kansas State, Nov 09, 2019 (1-0); at Baylor, Nov 23, 2019 (1-0)  
Pass breakups: 2, Texas Tech, Nov 29, 2019

## **CHRIS ADIMORA, DB**

Tackles: 6, UTEP, Sep 12, 2020 (3-3)  
Pass breakups: 1, vs Utah, Dec 31, 2019 ; Oklahoma State, Sep 21, 2019

## **XAVION ALFORD, DB**

Tackles: 3, UTEP, Sep 12, 2020 (3-0)

## **JAHDAE BARRON, DB**

Tackles: 2, UTEP, Sep 12, 2020 (2-0)  
Pass breakups: 1, UTEP, Sep 12, 2020

## **MARQEZ BIMAGE, DL**

Tackles: 2, 5 times  
Sacks: 1.0, Texas Tech, Nov 29, 2019 (1-0)  
Tackles for loss: 1.0, Texas Tech, Nov 29, 2019 (1-0); Kansas, Oct 19, 2019 (1-0)  
Fumbles forced: 1 [1-5th], Texas Tech, Nov 29, 2019 ; TCU, Sep 22, 2018  
Fumbles recovered: 1 [1-5th], Texas Tech, Nov 29, 2019  
Pass breakups: 1, Texas Tech, Nov 29, 2019 ; at West Virginia, Oct 05, 2019

## **KOBE BOYCE, DB**

Tackles: 5, at Maryland, Sep 01, 2018 (4-1); vs Maryland, Sep 01, 2018 (4-1)  
Pass breakups: 1, 6 times

## **CHRIS BROWN, DB**

All-purpose yards: 10, Oklahoma State, Sep 21, 2019  
Interceptions: 1, Iowa State, Nov 17, 2018 ; Oklahoma State, Sep 21, 2019  
Long interception return: 10, Oklahoma State, Sep 21, 2019  
Tackles: 9, Texas Tech, Nov 29, 2019 (9-0)  
Sacks: 1.0, USC, Sep 15, 2018 (1-0)  
Tackles for loss: 1.0, 4 times  
Fumbles recovered: 1 [1-5th], at Baylor, Nov 23, 2019  
Pass breakups: 1, UTEP, Sep 12, 2020 ; Louisiana Tech, Aug 31, 2019 ; LSU, Sep 07, 2019

## **JETT BUSH, LB**

Tackles: 1, UTEP, Sep 12, 2020 (0-1); Texas Tech, Nov 29, 2019 (1-0)  
Fumbles recovered: 1 [1-5th], at TCU, Oct 26, 2019

## **DANIEL CARSON, DL**

Tackles: 1, Louisiana Tech, Aug 31, 2019 (0-1)

## **KEONRE COBURN, DL**

Tackles: 4, Kansas State, Nov 09, 2019 (1-3); vs Oklahoma, Oct 12, 2019 (3-1); at Rice, Sep 14, 2019 (2-2)  
Sacks: 1.0, Texas Tech, Nov 29, 2019 (1-0); at Rice, Sep 14, 2019 (1-0)  
Tackles for loss: 1.0, 4 times  
Fumbles forced: 1 [1-5th], Texas Tech, Nov 29, 2019

## **ALFRED COLLINS, DL**

Tackles: 2, UTEP, Sep 12, 2020 (1-1)  
Sacks: 1.0, UTEP, Sep 12, 2020 (1-0)  
Tackles for loss: 1.0, UTEP, Sep 12, 2020 (1-0)

## **ANTHONY COOK, DB**

Tackles: 7, at West Virginia, Oct 05, 2019 (5-2)  
Sacks: 1.0, at Kansas, Nov 23, 2018 (1-0)  
Tackles for loss: 1.0, at Kansas, Nov 23, 2018 (1-0); vs Oklahoma, Oct 12, 2019 (1-0)  
Fumbles forced: 1 [1-5th], vs Oklahoma, Oct 12, 2019  
Pass breakups: 1, West Virginia, Nov 03, 2018 ; Kansas, Oct 19, 2019 ; at Rice, Sep 14, 2019

## **KITAN CRAWFORD, DB**

Tackles: 2, UTEP, Sep 12, 2020 (2-0)

## **PRINCE DORBAH, LB**

Tackles: 1, UTEP, Sep 12, 2020 (1-0)

## **MONTRELL ESTELL, DB**

All-purpose yards: 37, Oklahoma State, Sep 21, 2019  
Interceptions: 1, Oklahoma State, Sep 21, 2019  
Long interception return: 37, Oklahoma State, Sep 21, 2019  
Tackles: 9, Oklahoma State, Sep 21, 2019 (8-1)  
Tackles for loss: 1.0, Oklahoma State, Sep 21, 2019 (1-0)  
Pass breakups: 1, Louisiana Tech, Aug 31, 2019

## **JAYLAN FORD, LB**

Tackles: 3, UTEP, Sep 12, 2020 (2-1)

## **B.J. FOSTER, DB**

Interceptions: 1, at West Virginia, Oct 05, 2019 ; Tulsa, Sep 08, 2018  
Tackles: 9, LSU, Sep 07, 2019 (7-2)  
Sacks: 2.0 [1-9th], LSU, Sep 07, 2019 (2-0)  
Tackles for loss: 2.0, vs Georgia, Jan. 1, 2019 (2-0); vs Oklahoma, Oct 06, 2018 (2-0); LSU, Sep 07, 2019 (2-0)  
Fumbles forced: 1 [1-5th], vs Georgia, Jan. 1, 2019 ; USC, Sep 15, 2018  
Pass breakups: 1, 6 times

## **DAVID GBENDA, LB**

Tackles: 4, UTEP, Sep 12, 2020 (2-2)

## **TA'QUON GRAHAM, DL**

Tackles: 5, Kansas State, Nov 09, 2019 (0-5)  
Sacks: 1.0, 5 times  
Tackles for loss: 2.5, vs Utah, Dec 31, 2019 (2-0); Oklahoma State, Sep 21, 2019 (2-0)  
Fumbles forced: 1 [1-5th], vs Georgia, Jan. 1, 2019  
Pass breakups: 1, Oklahoma State, Sep 21, 2019

## **JALEN GREEN, DB**

Tackles: 8, LSU, Sep 07, 2019 (8-0)  
Tackles for loss: 1.0, at TCU, Oct 26, 2019 (1-0); Oklahoma State, Sep 21, 2019 (1-0)  
Pass breakups: 2, Louisiana Tech, Aug 31, 2019

## **D'SHAWN JAMISON, DB**

Points scored: 6, at Rice, Sep 14, 2019 ; at Kansas State, Sep 29, 2018  
Touchdowns: 1, at Rice, Sep 14, 2019 ; at Kansas State, Sep 29, 2018  
Rush attempts: 2, at Kansas, Nov 23, 2018 ; at Maryland, Sep 01, 2018 ; vs Maryland, Sep 01, 2018  
Rush yards: 14, at Kansas, Nov 23, 2018 (2 carries)  
Long rush: 8, at Kansas, Nov 23, 2018  
Receptions: 1, 4 times  
Receiving yards: 17, Baylor, Oct 13, 2018 (1 reception)  
Long reception: 17, Baylor, Oct 13, 2018  
Total offense attempts: 2, at Kansas, Nov 23, 2018 (2 rush,0 pass); at Maryland, Sep 01, 2018 (2 rush,0 pass); vs Maryland, Sep 01, 2018 (2 rush,0 pass)  
Total offense yards: 14, at Kansas, Nov 23, 2018 (14 rush,0 pass)  
All-purpose yards: 124, vs Utah, Dec 31, 2019  
Punt returns: 4 [1-3rd], vs Utah, Dec 31, 2019 ; UTEP, Sep 12, 2020  
Punt return yards: 102 [3rd], vs Utah, Dec 31, 2019 (4 returns)  
Long punt return: 90 [2nd], at Kansas State, Sep 29, 2018  
Kick returns: 3, at Maryland, Sep 01, 2018 ; vs Maryland, Sep 01, 2018  
Kick return yards: 120 [1-10th], at Rice, Sep 14, 2019 (2 returns)  
Long kick return: 98 [4th], at Rice, Sep 14, 2019  
Interceptions: 2 [1-1st], at West Virginia, Oct 05, 2019  
Long interception return: 12, at West Virginia, Oct 05, 2019  
Tackles: 9, at Iowa State, Nov 16, 2019 (8-1)  
Tackles for loss: 1.5, Oklahoma State, Sep 21, 2019 (1-0)  
Fumbles forced: 1 [1-5th], at Baylor, Nov 23, 2019  
Fumbles recovered: 1 [1-5th], vs Oklahoma, Oct 12, 2019  
Pass breakups: 2, Texas Tech, Nov 29, 2019

## **CORT JAQUESS, LB**

Tackles: 5, vs Utah, Dec 31, 2019 (1-4); UTEP, Sep 12, 2020 (3-2)  
Tackles for loss: 1.0, UTEP, Sep 12, 2020 (1-0)

## **JACOBY JONES, DL**

Tackles: 4, Louisiana Tech, Aug 31, 2019 (2-2)  
Fumbles forced: 1 [1-5th], Louisiana Tech, Aug 31, 2019

## **JUWAN MITCHELL, LB**

Tackles: 7, at TCU, Oct 26, 2019 (5-2)  
Sacks: 1.0, at TCU, Oct 26, 2019 (1-0); at Rice, Sep 14, 2019 (1-0); Oklahoma State, Sep 21, 2019 (1-0)  
Tackles for loss: 1.0, at TCU, Oct 26, 2019 (1-0); at Rice, Sep 14, 2019 (1-0); Oklahoma State, Sep 21, 2019 (1-0)  
Pass breakups: 1, 4 times

## **MORO OJOMO, DL**

Tackles: 4, Oklahoma State, Sep 21, 2019 (3-1)  
Tackles for loss: 1.0, vs Utah, Dec 31, 2019 (1-0); Texas Tech, Nov 29, 2019 (1-0)  
Fumbles recovered: 1 [1-5th], Kansas State, Nov 09, 2019

## **JOSEPH OSSAI, JACK**

All-purpose yards: 16, Louisiana Tech, Aug 31, 2019  
Interceptions: 1, Louisiana Tech, Aug 31, 2019 ; LSU, Sep 07, 2019  
Long interception return: 16, Louisiana Tech, Aug 31, 2019  
Tackles: 10, at TCU, Oct 26, 2019 (5-5)  
Sacks: 3.0 [1-2nd], vs Utah, Dec 31, 2019 (3-0)  
Tackles for loss: 6.0 [1-1st], vs Utah, Dec 31, 2019 (5-0)  
Fumbles forced: 1 [1-5th], Iowa State, Nov 17, 2018 ; Oklahoma State, Sep 21, 2019  
Pass breakups: 1, vs Oklahoma, Oct 12, 2019  
Blocked kicks: 1 [1-1st], Kansas, Oct 19, 2019

## **DEMARVION OVERSHOWN, LB**

Interceptions: 1, Louisiana Tech, Aug 31, 2019  
Tackles: 5, at Baylor, Nov 23, 2019 (4-1); Kansas, Oct 19, 2019 (5-0)  
Sacks: 1.0, Louisiana Tech, Aug 31, 2019 (1-0); Kansas, Oct 19, 2019 (1-0)  
Tackles for loss: 2.0, at Iowa State, Nov 16, 2019 (2-0); Kansas, Oct 19, 2019 (2-0)  
Fumbles forced: 1 [1-5th], at Baylor, Nov 23, 2019  
Pass breakups: 1, at Baylor, Nov 23, 2019 ; Texas Tech, Nov 29, 2019 ; Kansas, Oct 19, 2019

## **TYLER OWENS, DB**

Tackles: 2, at TCU, Oct 26, 2019 (1-1); at Rice, Sep 14, 2019 (1-1)  
Pass breakups: 1, UTEP, Sep 12, 2020

## **CADEN STERNS, DB**

All-purpose yards: 33, TCU, Sep 22, 2018  
Interceptions: 2 [1-1st], TCU, Sep 22, 2018  
Long interception return: 33, TCU, Sep 22, 2018  
Tackles: 12, Oklahoma State, Sep 21, 2019 (10-2)  
Sacks: 1.0, at Iowa State, Nov 16, 2019 (1-0); Iowa State, Nov 17, 2018 (1-0)  
Tackles for loss: 2.0, at Iowa State, Nov 16, 2019 (2-0); Iowa State, Nov 17, 2018 (2-0)  
Pass breakups: 2, at Texas Tech, Nov 10, 2018  
Blocked kicks: 1 [1-1st], USC, Sep 15, 2018

## **T'VONDRE SWEAT, DL**

Tackles: 2, vs Utah, Dec 31, 2019 (0-2); Kansas State, Nov 09, 2019 (2-0); at West Virginia, Oct 05, 2019 (1-1)  
Sacks: 1.0, Kansas State, Nov 09, 2019 (1-0)  
Tackles for loss: 1.0, Kansas State, Nov 09, 2019 (1-0)  
Fumbles recovered: 1 [1-5th], Texas Tech, Nov 29, 2019  
Pass breakups: 1, Louisiana Tech, Aug 31, 2019 ; at West Virginia, Oct 05, 2019

## **JERRIN THOMPSON, DB**

Tackles: 1, UTEP, Sep 12, 2020 (0-1)

## **JOSH THOMPSON, DB**

Interceptions: 1, UTEP, Sep 12, 2020  
Tackles: 6, San Jose State, Sep 09, 2017 (5-1)  
Tackles for loss: 1.0, Louisiana Tech, Aug 31, 2019 (1-0)  
Pass breakups: 1, Tulsa, Sep 08, 2018 ; vs Missouri, Dec 27, 2017

## **MARCUS TILLMAN JR., LB**

Tackles: 2, UTEP, Sep 12, 2020 (2-0)  
Sacks: 1.0, UTEP, Sep 12, 2020 (1-0)  
Tackles for loss: 1.0, UTEP, Sep 12, 2020 (1-0)

## **BYRON VAUGHNS, JACK**

All-purpose yards: -6, Oklahoma State, Sep 21, 2019  
Punt returns: 1, Oklahoma State, Sep 21, 2019  
Punt return yards: -6, Oklahoma State, Sep 21, 2019 (1 returns)  
Tackles: 8, Kansas, Oct 19, 2019 (6-2)  
Fumbles forced: 1 [1-5th], at TCU, Oct 26, 2019

## **KENYATTA WATSON II, DB**

Tackles: 3, Texas Tech, Nov 29, 2019 (2-1); UTEP, Sep 12, 2020 (2-1)  
Tackles for loss: .5, UTEP, Sep 12, 2020 (0-0)  
Pass breakups: 1, Texas Tech, Nov 29, 2019 ; UTEP, Sep 12, 2020

# 2020 STATISTICS | OVERVIEW

## SCHEDULE & RESULTS

RECORD: 1-0 (0-0 BIG 12)  
HOME: 1-0 ROAD: 0-0 NEUTRAL: 0-0

DATE	UT RANK	OPPONENT	W/L	SCORE	ATT
Sept. 12	14/14	UTEP	W	59-3	15,337
Sept. 26		at Texas Tech*			
Oct. 3		TCU*			
Oct. 10		vs. Oklahoma*+			
Oct. 24		Baylor*			
Oct. 31		at Oklahoma State*			
Nov. 7		West Virginia*			
Nov. 21		at Kansas*			
Nov. 27		Iowa State*			
Dec. 5		at Kansas State*			

\* Big 12 Conference game // + Cotton Bowl (Dallas)

## ATTENDANCE

Total	1 game	15,337 (15,337 avg)
Home	1 game	15,337 (15,337 avg)
Road	0 games	0 (0 avg)
Neutral	0 games	0 (0 avg)

## RUSHING

NAME	G	ATT	GAIN	LOST	NET	AVG	TD	LONG	AVG/G
Ingram,Keaontay	1	9	44	0	44	4.9	0	12	44.0
Epps,Malcolm	1	0	40	0	40	0.0	0	0	40.0
Robinson,Bijan	1	5	38	0	38	7.6	0	29	38.0
Johnson,Roschon	1	8	38	0	38	4.8	1	9	38.0
Whittington,Jor	1	1	15	0	15	15.0	0	15	15.0
Ehlinger, Sam	1	3	12	0	12	4.0	0	6	12.0
Thompson,Casey	1	1	9	0	9	9.0	0	9	9.0
Card,Hudson	1	2	8	0	8	4.0	0	7	8.0
Smith,Jarrett	1	2	5	0	5	2.5	0	3	5.0
Team	1	2	0	1	-1	-0.5	0	0	-1.0
Total	1	33	209	1	208	6.3	1	29	208.0
Opponents	1	33	74	31	43	1.3	0	18	43.0

## PASSING

NAME	G	EFF	C-A-I	PCT	YDS	TD	LONG	YPG
Ehlinger, Sam	1	234.19	25-33-0	75.8	426	5	78	426.0
Thompson, Casey	1	217.43	4-7-0	57.1	55	2	35	55.0
Card, Hudson	1	0.00	0-1-0	0.0	0	0	0	0.0
Total	1	225.62	29-41-0	70.7	481	7	78	481.0
Opponents	1	84.51	19-39-1	48.7	190	0	30	190.0

## TEAM TOTALS

	TEXAS	OPPONENTS
SCORING	59	3
Points Per Game	59.0	3.0
Points Off Turnovers	7	0
FIRST DOWNS	28	14
Rushing	7	4
Passing	21	8
Penalty	0	2
RUSHING YARDAGE	208	43
Yards gained rushing	209	74
Yards lost rushing	1	31
Rushing Attempts	33	33
Average Per Rush	6.3	1.3
Average Per Game	208.0	43.0
TDs Rushing	1	0
PASSING YARDAGE	481	190
Comp-Att-Int	29-41-0	19-39-1
Average Per Pass	11.7	4.9
Average Per Catch	16.6	10.0
Average Per Game	481.0	190.0
TDs Passing	7	0
TOTAL OFFENSE	689	233
Total Plays	74	72
Average Per Play	9.3	3.2
Average Per Game	689.0	233.0
KICK RETURNS: #-Yards	1-22	1-13
PUNT RETURNS: #-Yards	4-13	1--1
INT RETURNS: #-Yards	1-0	0-0
KICK RETURN AVERAGE	22.0	13.0
PUNT RETURN AVERAGE	3.2	-1.0
INT RETURN AVERAGE	0.0	0.0
FUMBLES-LOST	1-0	0-0
PENALTIES-Yards	6-55	7-30
Average Per Game	55.0	30.0
PUNTS-Yards	2-81	8-291
Average Per Punt	40.5	36.4
Net punt average	41.0	34.8
KICKOFFS-Yards	10-646	2-105
Average Per Kick	64.6	52.5
Net kick average	40.8	41.5
TIME OF POSSESSION/Game	25:43	34:17
3RD-DOWN Conversions	5/10	3/16
3rd-Down Pct	50%	19%
4TH-DOWN Conversions	0/1	1/3
4th-Down Pct	0%	33%
SACKS BY-Yards	2-16	0-0
MISC YARDS	0	0
TOUCHDOWNS SCORED	8	0
FIELD GOALS-ATTEMPTS	1-2	1-2
ON-SIDE KICKS	0-0	0-0
RED-ZONE SCORES	(6-7) 86%	(0-1) 0%
RED-ZONE TOUCHDOWNS	(5-7) 71%	(0-1) 0%
PAT-ATTEMPTS	(8-8) 100%	(0-0) 0%
ATTENDANCE	15337	0
Games/Avg Per Game	1/15337	0/0
Neutral Site Games		0/0

## SCORE BY QUARTER

	1st	2nd	3rd	4th	OT	TOTAL
TEXAS	21	24	7	7	-	59
OPPONENTS	0	3	0	0	-	3



# 2020 STATISTICS | INDIVIDUAL

## RECEIVING

NAME	G	NO	YDS	AVG	TD	LONG	AVG/G
Moore, Joshua	1	6	127	21.2	1	78	127.0
Black, Tarik	1	5	80	16.0	1	31	80.0
Money, Kai	1	4	26	6.5	1	17	26.0
Brewer, Cade	1	3	40	13.3	1	20	40.0
Schooler, Brende	1	2	65	32.5	1	40	65.0
Whittington, Jor	1	2	45	22.5	0	43	45.0
Washington, Marc	1	2	43	21.5	1	26	43.0
Liebrock, Brayde	1	2	11	5.5	0	10	11.0
Robinson, Bijan	1	2	9	4.5	0	11	9.0
Eagles, Brennan	1	1	35	35.0	1	35	35.0
Total	1	29	481	16.6	7	78	481.0
Opponents	1	19	190	10.0	0	30	190.0

## ALL-PURPOSE

NAME	G	RUSH	REC	PUNT RET	KO RET	IR	TOTAL	YPG
Moore, Joshua	1	0	127	0	0	0	127	127.0
Black, Tarik	1	0	80	0	0	0	80	80.0
Schooler, Brende	1	0	65	0	0	0	65	65.0
Whittington, Jor	1	15	45	0	0	0	60	60.0
Robinson, Bijan	1	38	9	0	0	0	47	47.0
Ingram, Keaontay	1	44	0	0	0	0	44	44.0
Washington, Marc	1	0	43	0	0	0	43	43.0
Epps, Malcolm	1	40	0	0	0	0	40	40.0
Brewer, Cade	1	0	40	0	0	0	40	40.0
Johnson, Roschon	1	38	0	0	0	0	38	38.0
Jamison, D'Shawn	1	0	0	13	22	0	35	35.0
Eagles, Brennan	1	0	35	0	0	0	35	35.0
Money, Kai	1	0	26	0	0	0	26	26.0
Ehlinger, Sam	1	12	0	0	0	0	12	12.0
Liebrock, Brayde	1	0	11	0	0	0	11	11.0
Thompson, Casey	1	9	0	0	0	0	9	9.0
Card, Hudson	1	8	0	0	0	0	8	8.0
Smith, Jarrett	1	5	0	0	0	0	5	5.0
Team	1	-1	0	0	0	0	-1	-1.0
Total	1	208	481	13	22	0	724	724.0
Opponents	1	43	190	-1	13	0	245	245.0

## TOTAL OFFENSE

NAME	G	PLAYS	RUSH	PASS	YDS	YPG
Ehlinger, Sam	1	36	12	426	438	438.0
Thompson, Casey	1	8	9	55	64	64.0
Ingram, Keaontay	1	9	44	0	44	44.0
Epps, Malcolm	1	0	40	0	40	40.0
Robinson, Bijan	1	5	38	0	38	38.0
Johnson, Roschon	1	8	38	0	38	38.0
Whittington, Jor	1	1	15	0	15	15.0
Card, Hudson	1	3	8	0	8	8.0
Smith, Jarrett	1	2	5	0	5	5.0
Team	1	2	-1	0	-1	-1.0
Total	1	74	208	481	689	689.0
Opponents	1	72	43	190	233	233.0

## PUNTING

NAME	NO	YDS	AVG	LONG	TB	FC	I20	50+	BLK
Bujcevski, Ryan	2	81	40.5	45	0	0	0	0	0
Total	2	81	40.5	45	0	0	0	0	0
Opponents	8	291	36.4	42	0	1	0	0	0

## KICK RETURNS

NAME	NO	YDS	AVG	TD	LONG
Jamison, D'Shawn	1	22	22.0	0	22
Total	1	22	22.0	0	22
Opponents	1	13	13.0	0	13

## PUNT RETURNS

NAME	NO	YDS	AVG	TD	LONG
Jamison, D'Shawn	4	13	3.2	0	12
Total	4	13	3.2	0	12
Opponents	1	-1	-1.0	0	0

## INTERCEPTIONS

NAME	NO	YDS	AVG	TD	LONG
Thompson, Josh	1	0	0.0	0	0
Total	1	0	0.0	0	0
Opponents	0	0	0.0	0	0

## FUMBLE RETURNS

NAME	NO	YDS	AVG	TD	LONG
Total	0	0	0.0	0	0
Opponents	0	0	0.0	0	0

## KICKOFFS

NAME	NO	YDS	AVG	TB	OB	RETN	NET	YDLN
Dicker, Cameron	10	646	64.6	9	0			
Total	10	646	64.6	9	0	13	40.8	24
Opponents	2	105	52.5	0	0	22	41.5	23

# 2020 STATISTICS | SCORING/BIG PLAYS

## SCORING DRIVES

TIME	PLAYS-YARDS	RESULT	SCORING PLAY	OPPONENT
0:19.....	1-78.....	TD .....	Joshua Moore 78 yd pass from Sam Ehlinger .....	UTEP
0:50.....	4-76.....	TD .....	Brenden Schooler 40 yd pass from Sam Ehlinger .....	UTEP
1:02.....	3-42.....	TD .....	Tarik Black 5 yd pass from Sam Ehlinger .....	UTEP
1:14.....	4-68.....	TD .....	Brennan Eagles 35 yd pass from Casey Thompson .....	UTEP
1:33.....	6-75.....	TD .....	Kai Money 6 yd pass from Sam Ehlinger .....	UTEP
2:25.....	8-54.....	TD .....	Marcus Washington 17 yd pass from Casey Thompson.....	UTEP
3:03.....	8-70.....	TD .....	Roschon Johnson 1 yd run.....	UTEP
3:07.....	11-54.....	FG.....	Cameron Dicker 32 yd field goal.....	UTEP
3:24.....	10-67.....	TD .....	Cade Brewer 20 yd pass from Sam Ehlinger.....	UTEP

## 20-YARD PLAYS (11)

YDS	TYPE	NAME(S)	OPPONENT
78*	Pass.....	Joshua Moore from Sam Ehlinger .....	UTEP
43.....	Pass.....	Jordan Whittington from Sam Ehlinger .....	UTEP
41.....	Rush.....	Hudson Card (1 yd) and Malcolm Epps (40 yds).....	UTEP
40*	Pass.....	Brenden Schooler from Sam Ehlinger.....	UTEP
35*	Pass.....	Brennan Eagles from Casey Thompson .....	UTEP
31.....	Pass.....	Tarik Black from Sam Ehlinger .....	UTEP
29.....	Rush.....	Bijan Robinson.....	UTEP
27.....	Pass.....	Tarik Black from Sam Ehlinger .....	UTEP
26.....	Pass.....	Marcus Washington from Sam Ehlinger .....	UTEP
25.....	Pass.....	Brenden Schooler from Sam Ehlinger.....	UTEP
22.....	Pass.....	Joshua Moore from Sam Ehlinger .....	UTEP
20*	Pass.....	Cade Brewer from Sam Ehlinger.....	UTEP

\*touchdown scored on play

## 20-YARD PLAYS SUMMARY

OPPONENT	NO (TDs)
UTEP.....	12 (4)
Pass.....	10 (4)
Rush.....	2 (0)
at Texas Tech.....	
Pass.....	
Rush.....	
TCU.....	
Pass.....	
Rush.....	
vs. Oklahoma.....	
Pass.....	
Rush.....	
Baylor.....	
Pass.....	
Rush.....	
at Oklahoma State.....	
Pass.....	
Rush.....	
West Virginia.....	
Pass.....	
Rush.....	
at Kansas.....	
Pass.....	
Rush.....	
Iowa State.....	
Pass.....	
Rush.....	
at Kansas State.....	
Pass.....	
Rush.....	

# 2020 STATISTICS | SUPERLATIVES

## INDIVIDUAL SINGLE-GAME SUPERLATIVES

CATEGORY	NO.	TEXAS
Rushes	9	Ingram, Keaontay vs UTEP (Sep 12, 2020)
Yards Rushing	44	Ingram, Keaontay vs UTEP (Sep 12, 2020)
TD Rushes	1	Johnson, Roschon vs UTEP (Sep 12, 2020)
Long Rush	29	Robinson, Bijan vs UTEP (Sep 12, 2020)
Pass attempts	33	Ehlinger, Sam vs UTEP (Sep 12, 2020)
Pass completions	25	Ehlinger, Sam vs UTEP (Sep 12, 2020)
Yards Passing	426	Ehlinger, Sam vs UTEP (Sep 12, 2020)
TD Passes	5	Ehlinger, Sam vs UTEP (Sep 12, 2020)
Long Pass	78	Ehlinger, Sam vs UTEP (Sep 12, 2020)
Receptions	6	Moore, Joshua vs UTEP (Sep 12, 2020)
Yards Receiving	127	Moore, Joshua vs UTEP (Sep 12, 2020)
TD Receptions	1	Moore, Joshua vs UTEP (Sep 12, 2020)
		Black, Tarik vs UTEP (Sep 12, 2020)
		Money, Kai vs UTEP (Sep 12, 2020)
		Brewer, Cade vs UTEP (Sep 12, 2020)
		Schooler, Brenden vs UTEP (Sep 12, 2020)
		Washington, Marc vs UTEP (Sep 12, 2020)
		Eagles, Brennan vs UTEP (Sep 12, 2020)
Long Reception	78	Moore, Joshua vs UTEP (Sep 12, 2020)
Field Goals	1	Dicker, Cameron vs UTEP (Sep 12, 2020)
Long Field Goal	32	Dicker, Cameron vs UTEP (Sep 12, 2020)
Punts	2	Bujceviski, Ryan vs UTEP (Sep 12, 2020)
Punting Avg	40.5	Bujceviski, Ryan vs UTEP (Sep 12, 2020)
Long Punt	45	Bujceviski, Ryan vs UTEP (Sep 12, 2020)
Punts inside 20	0	Bujceviski, Ryan vs UTEP (Sep 12, 2020)
Long Punt Return	12	Jamison, D'Shawn vs UTEP (Sep 12, 2020)
Long Kickoff Return	22	Jamison, D'Shawn vs UTEP (Sep 12, 2020)
Tackles	8	Ossai, Joseph vs UTEP (Sep 12, 2020)
Sacks	1.0	Tillman, Marcus vs UTEP (Sep 12, 2020)
		Collins, Alfred vs UTEP (Sep 12, 2020)
Tackles For Loss	2.0	DeMar Overshorn vs UTEP (Sep 12, 2020)
Interceptions	1	Thompson, Josh vs UTEP (Sep 12, 2020)

CATEGORY	NO.	OPPONENT
Rushes	11	HANKINS, Deion, vs UTEP (Sep 12, 2020)
Yards Rushing	34	HANKINS, Deion, vs UTEP (Sep 12, 2020)
TD Rushes	0	
Long Rush	18	FLORES, R., vs UTEP (Sep 12, 2020)
Pass attempts	27	HARDISON, Gavin, vs UTEP (Sep 12, 2020)
Pass completions	12	HARDISON, Gavin, vs UTEP (Sep 12, 2020)
Yards Passing	141	HARDISON, Gavin, vs UTEP (Sep 12, 2020)
TD Passes	0	
Long Pass	30	HARDISON, Gavin, vs UTEP (Sep 12, 2020)
Receptions	4	GARRETT, Justin, vs UTEP (Sep 12, 2020)
		COWING, Jacob, vs UTEP (Sep 12, 2020)
Yards Receiving	58	GARRETT, Justin, vs UTEP (Sep 12, 2020)
TD Receptions	0	
Long Reception	30	GARRETT, Justin, vs UTEP (Sep 12, 2020)
Field Goals	1	BAECHLE, Gavin, vs UTEP (Sep 12, 2020)
Long Field Goal	47	BAECHLE, Gavin, vs UTEP (Sep 12, 2020)
Punts	8	SLOAN, Joshua, vs UTEP (Sep 12, 2020)
Punting Avg	36.4	SLOAN, Joshua, vs UTEP (Sep 12, 2020)
Long Punt	42	SLOAN, Joshua, vs UTEP (Sep 12, 2020)
Punts inside 20	0	
Long Punt Return	0	
Long Kickoff Return	13	GARRETT, Justin, vs UTEP (Sep 12, 2020)
Tackles	7	PRINCE, Justin, vs UTEP (Sep 12, 2020)
Sacks	0.0	
Tackles For Loss	1.0	JAMES, Tyreke, vs UTEP (Sep 12, 2020)
Interceptions	0	

## TEAM SINGLE-GAME SUPERLATIVES

CATEGORY	NO.	TEXAS
Rushes	33	vs UTEP (Sep 12, 2020)
Yards Rushing	208	vs UTEP (Sep 12, 2020)
Yards Per Rush	6.3	vs UTEP (Sep 12, 2020)
TD Rushes	1	vs UTEP (Sep 12, 2020)
Pass attempts	41	vs UTEP (Sep 12, 2020)
Pass completions	29	vs UTEP (Sep 12, 2020)
Yards Passing	481	vs UTEP (Sep 12, 2020)
Yards Per Pass	11.7	vs UTEP (Sep 12, 2020)
TD Passes	7	vs UTEP (Sep 12, 2020)
Total Plays	74	vs UTEP (Sep 12, 2020)
Total Offense	689	vs UTEP (Sep 12, 2020)
Yards Per Play	9.3	vs UTEP (Sep 12, 2020)
Points	59	vs UTEP (Sep 12, 2020)
Sacks By	2	vs UTEP (Sep 12, 2020)
First Downs	28	vs UTEP (Sep 12, 2020)
Penalties	6	vs UTEP (Sep 12, 2020)
Penalty Yards	55	vs UTEP (Sep 12, 2020)
Turnovers	0	
Interceptions By	1	vs UTEP (Sep 12, 2020)
Punts	2	vs UTEP (Sep 12, 2020)
Punting Avg	40.5	vs UTEP (Sep 12, 2020)
Long Punt	45	vs UTEP (Sep 12, 2020)
Punts inside 20	0	
Long Punt Return	12	vs UTEP (Sep 12, 2020)

CATEGORY	NO.	OPPONENT
Rushes	33	vs UTEP (Sep 12, 2020)
Yards Rushing	43	vs UTEP (Sep 12, 2020)
Yards Per Rush	1.3	vs UTEP (Sep 12, 2020)
TD Rushes	0	
Pass attempts	39	vs UTEP (Sep 12, 2020)
Pass completions	19	vs UTEP (Sep 12, 2020)
Yards Passing	190	vs UTEP (Sep 12, 2020)
Yards Per Pass	4.9	vs UTEP (Sep 12, 2020)
TD Passes	0	
Total Plays	72	vs UTEP (Sep 12, 2020)
Total Offense	233	vs UTEP (Sep 12, 2020)
Yards Per Play	3.2	vs UTEP (Sep 12, 2020)
Points	3	vs UTEP (Sep 12, 2020)
Sacks By	0	
First Downs	14	vs UTEP (Sep 12, 2020)
Penalties	7	vs UTEP (Sep 12, 2020)
Penalty Yards	30	vs UTEP (Sep 12, 2020)
Turnovers	1	vs UTEP (Sep 12, 2020)
Interceptions By	0	
Punts	8	vs UTEP (Sep 12, 2020)
Punting Avg	36.4	vs UTEP (Sep 12, 2020)
Long Punt	42	vs UTEP (Sep 12, 2020)
Punts inside 20	0	
Long Punt Return	0	

# 2020 STATISTICS | MISC

## SCORING

SCORING	TD	FGS	KICK	PAT RUSH	PAT RCV	PAT PASS	PAT DXP	SAF	POINTS
Dicker, Cameron .....	0	1-2	8-8	0-0	0	0-0	0	0	11
Schooler, Brenden .....	1	0-0	0-0	0-0	0	0-0	0	0	6
Moore, Joshua .....	1	0-0	0-0	0-0	0	0-0	0	0	6
Eagles, Brennan .....	1	0-0	0-0	0-0	0	0-0	0	0	6
Brewer, Cade .....	1	0-0	0-0	0-0	0	0-0	0	0	6
Money, Kai .....	1	0-0	0-0	0-0	0	0-0	0	0	6
Johnson, Roschon .....	1	0-0	0-0	0-0	0	0-0	0	0	6
Washington, Marc .....	1	0-0	0-0	0-0	0	0-0	0	0	6
Black, Tarik .....	1	0-0	0-0	0-0	0	0-0	0	0	6
Total .....	8	1-2	8-8	0-0	0	0-0	0	0	59
Opponents .....	0	1-2	0-0	0-0	0	0-0	0	0	3

## FIELD GOAL ACCURACY

NAME	G	10-19	20-29	30-39	40-49	50-59	60+	TOTAL	PCT	LONG
Cameron Dicker .....	1	0-0	0-0	1-1	0-1	0-0	0-0	1-2	50.0	32
Total .....	1	0-0	0-0	1-1	0-1	0-0	0-0	1-2	50.0	32

## FG SEQUENCE TEXAS OPPONENTS

UTEP .....	43, (32)	49, (47)
at Texas Tech .....		
TCU .....		
vs. Oklahoma .....		
Baylor .....		
at Oklahoma State .....		
West Virginia .....		
at Kansas .....		
Iowa State .....		
at Kansas State .....		

Numbers in (parentheses) indicate field goal was made.

## TEXAS IN THE RED ZONE

Possessions .....	7
Total scores .....	6
Percentage .....	85.7%
Points Scored .....	38
Touchdowns (rush/pass) .....	5 (1/4)
Field goals .....	1
Missed field goals .....	0
On downs .....	1
Turnovers .....	0
Clock .....	0

## OPPONENTS IN THE RED ZONE

Possessions .....	1
Total scores .....	0
Percentage .....	0.0%
Points Scored .....	0
Touchdowns (rush/pass) .....	0 (0/0)
Field goals .....	0
Missed field goals .....	0
On downs .....	1
Turnovers .....	0
Clock .....	0

## TEXAS NON-OFFENSIVE TOUCHDOWNS

YDS	PLAY	PLAYER	OPPONENT
None .....			

## POINTS OFF TURNOVERS

OPPONENT	UT TOs	OPP POINTS	OPP TOs	UT POINTS
UTEP .....	0	0	1	7
at Texas Tech .....				
TCU .....				
vs. Oklahoma .....				
Baylor .....				
at Oklahoma State .....				
West Virginia .....				
at Kansas .....				
Iowa State .....				
at Kansas State .....				



# 2020 STATISTICS | GAME CAPSULES

## GAME-BY-GAME CAPSULES

GAME	1ST DOWNS	RUSHING		PASSING			TOTAL	3RD DOWN	TIME OF
	R-PS-PN	ATT-YDS	TD	C-ATT-INT	YDS	TD	PLAYS-YDS	CONV.	POSSESSION
Texas .....	7-21-0	33-208	1	29-481-0	481	7	74-689	5-10	25:43
UTEP .....	4-8-2	33-43	0	19-39-1	190	0	72-233	3-16	34:17
Texas .....									
Texas Tech .....									
Texas .....									
TCU .....									
Texas .....									
Oklahoma .....									
Texas .....									
Baylor .....									
Texas .....									
Oklahoma State .....									
Texas .....									
West Virginia .....									
Texas .....									
Kansas .....									
Texas .....									
Iowa State .....									
Texas .....									
Kansas State .....									

## CENTURY CLUB

		<u>RUSHING [0]</u>			<u>NAME, OPPONENT</u>
YARDS	ATTEMPTS				
None .....					
		<u>RECEIVING [1]</u>			<u>NAME, OPPONENT</u>
YARDS	RECEPTIONS				
127 .....	6 .....				Joshua Moore, UTEP

# 2020 STATISTICS | DEFENSE

## DEFENSE

DEFENSIVE LEADERS	GP	SOLO	AST	TOTAL	TFL/YDS	SACKS/YDS	INT-YDS	BRUP	QBH	FR-YDS	FF	KICK	SAF
46..... Ossai, Joseph .....	1	2	6	8	0.5-0				1				
1X..... Adimora, Chris .....	1	3	3	6									
57..... Jaquess, Cort .....	1	3	2	5	1.0-2								
5X..... Jamison, D'Shawn .....	1	2	3	5	0.5-1								
7X..... Sterns, Caden .....	1		4	4	0.5-0			1					
33..... Gbenda, David .....	1	2	2	4									
0X..... DeMar Overshown .....	1	1	3	4	2.0-3								
41..... Ford, Jaylan .....	1	2	1	3									
2X..... Watson, Kenyatta .....	1	2	1	3	0.5-2			1					
4X..... Alford, Xavion .....	1	3		3									
15..... Brown, Chris .....	1	2		2				1					
1C..... Tillman, Marcus .....	1	2		2	1.0-10	1.0-10							
9X..... Thompson, Josh .....	1		2	2	0.5-1		1-0						
49..... Graham, Ta'Quon .....	1	1	1	2									
1A..... Cook, Anthony .....	1		2	2	0.5-1								
99..... Coburn, Keondre .....	1	1	1	2									
23..... Barron, Jahdae .....	1	2		2				1					
1I..... Crawford, Kitan .....	1	2		2									
95..... Collins, Alfred .....	1	1	1	2	1.0-6	1.0-6							
32..... Dorbah, Prince .....	1	1		1									
5B..... Bush, Jett .....	1		1	1									
3..... Green, Jalen .....	1	1		1									
39..... Estell, Montrell .....	1	1		1									
44..... Owens, Tyler .....	1	1		1				1					
93..... Sweat, T'Vondre .....	1	1		1									
28..... Thompson, Jerrin .....	1		1	1									
98..... Ojomo, Moro .....	1								1				
..... Total .....	1	36	34	70	8-26	2-16	1-0	5	2				
..... Opponents .....	1	33	36	69	2.0-4	0-0		2	1		1		

GP - games played • GS - games started • SOLO - unassisted tackles • AST - assisted tackles • TOTAL - total tackles • TFL - tackles for loss • INT - interceptions

## SPECIAL TEAMS TACKLES

NAME	TT (SOLO)	NAME	TT (SOLO)	NAME	TT (SOLO)
Kitan Crawford .....	1 (1)				
Tyler Owens .....	1 (1)				

# 2020 STATISTICS | DEFENSE

## GAME-BY-GAME TACKLES (INDIVIDUAL)

TOTAL TACKLES	UA-A	TOT	UTEP	TTU	TCU	OU	BU	OSU	WVU	KU	ISU	KSU
Ossai, Joseph JACK .....	2-6 .....	8 .....	2-6									
Adimora, Chris DB .....	3-3 .....	6 .....	3-3									
Jaquess, Cort LB .....	3-2 .....	5 .....	3-2									
Jamison, D'Shawn DB .....	2-3 .....	5 .....	2-3									
Sterns, Caden DB .....	0-4 .....	4 .....	0-4									
Gbenda, David LB .....	2-2 .....	4 .....	2-2									
DeMar Overshown LB .....	1-3 .....	4 .....	1-3									
Ford, Jaylan LB .....	2-1 .....	3 .....	2-1									
Watson, Kenyatta DB .....	2-1 .....	3 .....	2-1									
Alford, Xavion DB .....	3-0 .....	3 .....	3-0									
Brown, Chris DB .....	2-0 .....	2 .....	2-0									
Tillman, Marcus LB .....	2-0 .....	2 .....	2-0									
Thompson, Josh DB .....	0-2 .....	2 .....	0-2									
Graham, Ta'Quon DL .....	1-1 .....	2 .....	1-1									
Cook, Anthony DB .....	0-2 .....	2 .....	0-2									
Coburn, Keondre DL .....	1-1 .....	2 .....	1-1									
Barron, Jahdae DB .....	2-0 .....	2 .....	2-0									
Crawford, Kitan DB .....	2-0 .....	2 .....	2-0									
Collins, Alfred DL .....	1-1 .....	2 .....	1-1									
Dorbah, Prince LB .....	1-0 .....	1 .....	1-0									
Bush, Jett LB .....	0-1 .....	1 .....	0-1									
Green, Jalen DB .....	1-0 .....	1 .....	1-0									
Estell, Montrell DB .....	1-0 .....	1 .....	1-0									
Owens, Tyler DB .....	1-0 .....	1 .....	1-0									
Sweat, T'Vondre DL .....	1-0 .....	1 .....	1-0									
Thompson, Jerrin DB .....	0-1 .....	1 .....	0-1									

## OFFICIATING CREWS

### 1 - UTEP

R: Kevin Hassell  
U: Sheldon Davis  
HL: Bradford Edwards  
LJ: Derek Anderson  
BJ: Donnie Aultman  
FJ: Ed Vinzant  
SJ: Fulton Carson  
CJ: Chris Alston

### 2 - TEXAS TECH

R:  
U:  
HL:  
LJ:  
BJ:  
FJ:  
SJ:  
CJ:

### 3 - TCU

R:  
U:  
HL:  
LJ:  
BJ:  
FJ:  
SJ:  
CJ:

### 4 - OKLAHOMA

R:  
U:  
HL:  
LJ:  
BJ:  
FJ:  
SJ:  
CJ:

### 5 - BAYLOR

R:  
U:  
HL:  
LJ:  
BJ:  
FJ:  
SJ:  
CJ:

### 6 - OKLAHOMA STATE

R:  
U:  
HL:  
LJ:  
BJ:  
FJ:  
SJ:  
CJ:

### 7 - WEST VIRGINIA

R:  
U:  
HL:  
LJ:  
BJ:  
FJ:  
SJ:  
CJ:

### 8 - KANSAS

R:  
U:  
HL:  
LJ:  
BJ:  
FJ:  
SJ:  
CJ:

### 9 - IOWA STATE

R:  
U:  
HL:  
LJ:  
BJ:  
FJ:  
SJ:  
CJ:

### 10 - KANSAS STATE

R:  
U:  
HL:  
LJ:  
BJ:  
FJ:  
SJ:  
CJ:

# 2020 STATISTICS | DEFENSE

## DEFENSIVE LEADERS

<b>SACKS</b>	<b>2.0-16</b>	<b>MULTI-TFL GAMES</b>	<b>1</b>	<b>FORCED FUMBLES</b>	<b>0</b>	<b>PASS BREAKUPS</b>	<b>5</b>
Marcus Tillman Jr.	1.0-10	DeMarvion Overhoshwn (UTEP)	2.0-6	None		Jahdae Barron	1
Alfred Collins	1.0-6					Chris Brown	1
<b>TACKLES FOR LOSS</b>	<b>8.0-26</b>	<b>MULTI-SACK GAMES</b>	<b>0</b>	<b>RECOVERED FUMBLES</b>	<b>0</b>	Tyler Owens	1
DeMarvion Overshown	2.0-3	None		None		Caden Sterns	1
Marcus Tillman Jr.	1.0-10	<b>QB PRESSURES</b>	<b>2</b>	<b>INTERCEPTIONS</b>	<b>1-0</b>	Kenyatta Watson II	1
Alfred Collins	1.0-6	Moro Ojomo	1	Josh Thompson	1-0	<b>BLOCKED PUNTS</b>	<b>0</b>
Cort Jaquess	1.0-2	Joseph Ossai	1			None	
Kenyatta Watson II	0.5-2					<b>BLOCKED FIELD GOALS/PAT</b>	<b>0</b>
Anthony Cook	0.5-1					None	
D'Shawn Jamison	0.5-1						
Josh Thompson	0.5-1						
Joseph Ossai	0.5-0						
Caden Sterns	0.5-0						

## GAME-BY-GAME DEFENSIVE STATISTICS (TEAM)

OPPONENT	SACKS	TFL	FF	FR	INT	PBU	P BLK	FG BLK	XP BLK	QBP
UTEP .....	2.0	8.0	0	0	1	5	0	0	0	2
at Texas Tech .....										
TCU .....										
vs. Oklahoma .....										
BAYLOR .....										
at Oklahoma State .....										
WEST VIRGINIA .....										
at Kansas .....										
IOWA STATE .....										
at Kansas State .....										



# 2020 STATISTICS | STARTERS

## STARTERS (GAME-BY-GAME)

OFFENSE	QB	RB	XWR	HWR	ZWR	YTE	LT	LG	C	RG	RT
UTEP.....	Ehlinger.....	R.Johnson.....	Black.....	Whittington.....	Moore.....	Brewer.....	Cosmi.....	Angilau.....	Kerstetter.....	Okafor.....	C.Jones
at Texas Tech.....											
TCU.....											
vs. Oklahoma.....											
BAYLOR.....											
at Oklahoma State.....											
WEST VIRGINIA.....											
at Kansas.....											
IOWA STATE.....											
at Kansas State.....											

DEFENSE	DE	DT	NT	JACK	MLB	WLB	CB	SS	FS	CB	SPUR
UTEP.....	Ojomo.....	Graham.....	Coburn.....	Ossai.....	Jaquess.....	Overshown.....	Jamison.....	Brown.....	Sterns.....	Thompson.....	Adimora
at Texas Tech.....											
TCU.....											
vs. Oklahoma.....											
BAYLOR.....											
at Oklahoma State.....											
WEST VIRGINIA.....											
at Kansas.....											
IOWA STATE.....											
at Kansas State.....											

## CAREER PARTICIPATIONS/STARTS

Player	Career Games	Career Starts	Consec Games	Consec Starts	Player	Career Games	Career Starts	Consec Games	Consec Starts	Player	Career Games	Career Starts	Consec Games	Consec Starts
Ayodele Adeoye, LB	17	10	14	3	Montrell Estell, DB	24	2	14	0	Joshua Moore, WR	7	1	1	1
Chris Adimora, DB	14	1	14	1	B.J. Foster, DB	23	14	3	0	Reese Moore, OL	0	0	0	0
Kartik Akkihal, WR	1	0	1	0	Matt Frost, OL	0	0	0	0	Peter Mpagi, DL	0	0	0	0
Parker Alford, WR	0	0	0	0	Jaylen Garth, OL	0	0	0	0	Moro Ojomo, DL	17	4	16	1
Xavion Alford, DB	1	0	1	0	David Gbenda, LB	5	1	1	0	Denzel Okafor, OL	37	6	14	1
Paxton Anderson, WR	1	0	1	0	Rafiti Ghirmai, OL	4	0	1	0	Troy Omeire, WR	0	0	0	0
Junior Angilau, OL	13	13	4	4	Sawyer Goram-Welch, DL	1	0	1	0	Joseph Ossai, LB	28	16	28	15
Michael Balis, OL	0	0	0	0	Ta'Quon Graham, DL	40	15	38	14	DeMarvion Overshown, DB	18	3	5	1
Ben Ballard, QB	0	0	0	0	Jalen Green, DB	21	7	6	0	Tyler Owens, DB	14	1	14	0
Jahdae Barron, DB	1	0	1	0	Chris Hannon, JACK	0	0	0	0	Logan Parr, OL	0	0	0	0
Patrick Bayouth, DL	0	0	0	0	Dajon Harrison, WR	0	0	0	0	Tremayne Prudhomme, DB	0	0	0	0
Tristan Bennett, DL	0	0	0	0	Nathan Hatter, TE	0	0	0	0	Bijan Robinson, RB	1	0	1	0
Marquez Bimaye, DL	34	0	13	0	Russell Hine, LB	9	0	0	0	Anton Simieou, RB	0	0	0	0
Tarik Black, WR	1	1	1	1	Isaiah Hookfin, OL	1	0	1	0	Jake Smith, WR	13	0	0	0
Skyler Bonneau, RB	0	0	0	0	Jaden Hullaby, LB	0	0	0	0	Jarrett Smith, RB	1	0	1	0
Cade Brewer, TE	34	13	2	2	Tope Imade, OL	4	0	2	0	Caden Sterns, DB	23	22	6	6
Luke Brockermeyer, LB	2	0	0	0	Keaontay Ingram, RB	27	15	25	0	T'Vondre Sweat, DL	14	0	14	0
Vernon Broughton, DL	0	0	0	0	Ja'Quinden Jackson, QB	0	0	0	0	Turner Symonds, DB	0	0	0	0
Chris Brown, DB	36	13	5	5	D'Shawn Jamison, DB	27	11	15	5	Casey Thompson, QB	5	0	3	0
Derrrian Brown, RB	0	0	0	0	Cort Jacquess, LB	23	2	23	2	Jerrin Thompson, DB	1	0	1	0
Stacy Brown Jr., WR	0	0	0	0	Kai Jarmon, WR	0	0	0	0	Josh Thompson, DB	27	4	1	1
Ryan Bujceviski, P	24	0	2	0	Roschon Johnson, RB	14	1	14	1	Marcus Tillman, Jr., LB	5	0	1	0
Jett Bush, LB	13	0	12	0	Tyler Johnson, OL	0	0	0	0	Troy Torres, DL	0	0	0	0
Marques Caldwell, DB	1	0	0	0	Christian Jones, OL	14	1	14	1	Christian Tschauner, DB	0	0	0	0
Hudson Card, QB	1	0	1	0	Jacoby Jones, DL	11	0	0	0	Willie Tyler, OL	0	0	0	0
Daniel Carson, DL	5	0	2	0	Andrej Karic, OL	1	0	1	0	Byron Vaughns, LB	11	0	1	0
Keondre Coburn, DL	17	13	15	2	Chandler Kelehan, DS	0	0	0	0	Erwin Von Nacher, K	0	0	0	0
Alfred Collins, DL	1	0	1	0	Derek Kerstetter, OL	38	29	38	14	Myron Warren, DL	0	0	0	0
Anthony Cook, DB	25	7	12	0	Reese Leitao, TE	28	0	28	0	Marcus Washington, WR	12	1	11	0
Samuel Cosmi, OL	28	27	28	27	Kennedy Lewis, WR	1	0	0	0	Jaren Watkins, RB	0	0	0	0
Kitan Crawford, DB	1	0	1	0	Brayden Liebrock, TE	4	0	3	0	Kenyatta Watson II, DB	5	0	1	0
Cameron Dicker, K	28	0	28	0	John Lilly, DL	0	0	0	0	Travis West, WR	0	0	0	0
Kelvontay Dixon, WR	0	0	0	0	Zach Lindner, K	0	0	0	0	Jordan Whittington, RB	2	0	1	0
Prince Dorbah, LB	1	0	1	0	Tannahill Love, DB	0	0	0	0	Jared Wiley, TE	13	2	10	0
Brennan Eagles, WR	24	8	6	0	Justin Mader, DS	28	0	28	0	Doak Wilson, DB	0	0	0	0
Zach Edwards, DS	0	0	0	0	Jake Majors, OL	1	0	1	0	Chad Wolf, OL	0	0	0	0
Jake Ehlinger, LB	0	0	0	0	Myles Mass, DB	0	0	0	0	Al'Vonte Woodard, WR	9	0	7	0
Sam Ehlinger, QB	37	34	32	28	Juwan Mitchell, LB	12	5	3	0	Daniel Young, RB	36	5	0	0
Malcolm Epps, WR	16	7	14	0	Kai Money, WR	1	0	1	0					

# 2020 STATISTICS | PARTICIPATION

#	NAME	GP/GS	UTEP	TTU	TCU	OU	BU	OSU	WVU	KU	ISU	KSU
1X	Adimora,Chris	1/1	START									
82	Akkihail,Kartik	1/-	XXX									
4X	Alford,Xavion	1/-	XXX									
86	Anderson,Paxton	1/-	XXX									
75	Angilau,Junior	1/1	START									
23	Barron,Jahdae	1/-	XXX									
0	Black,Tarik	1/1	START									
80	Brewer,Cade	1/1	START									
45	Broughton,Verno	1/-	XXX									
15	Brown,Chris	1/1	START									
8X	Bujcevski,Ryan	1/-	XXX									
5B	Bush,Jett	1/-	XXX									
1	Card,Hudson	1/-	XXX									
88	Carson,Daniel	1/-	XXX									
99	Coburn,Keondre	1/1	START									
95	Collins,Alfred	1/-	XXX									
1A	Cook,Anthony	1/-	XXX									
52	Cosmi,Samuel	1/1	START									
11	Crawford,Kitan	1/-	XXX									
17	Dicker,Cameron	1/-	XXX									
32	Dorbah,Prince	1/-	XXX									
13	Eagles,Brennan	1/-	XXX									
11	Ehlinger,Sam	1/1	START									
19	Epps,Malcolm	1/-	XXX									
39	Estell,Montrell	1/-	XXX									
41	Ford,Jaylan	1/-	XXX									
25	Foster,B.J.	1/-	XXX									
33	Gbenda,David	1/-	XXX									
74	Ghirmai,Rafiti	1/-	XXX									
91	Goram-Welch,Saw	1/-	XXX									
49	Graham,Ta'Quon	1/1	START									
3	Green,Jalen	1/-	XXX									
73	Hookfin,Isaiah	1/-	XXX									
67	Imade,Tope	1/-	XXX									
26	Ingram,Keaontay	1/-	XXX									
5X	Jamison,D'Shawn	1/1	START									
57	Jaquess,Cort	1/1	START									
2	Johnson,Roschon	1/1	START									
70	Jones,Christian	1/1	START									
69	Karic,Andrej	1/-	XXX									
68	Kerstetter,Dere	1/1	START									
81	Leitao,Reese	1/-	XXX									
89	Liebrock,Brayde	1/-	XXX									
54	Mader,Justin	1/-	XXX									
65	Majors,Jake	1/-	XXX									
6X	Mitchell,Juwan	1/-	XXX									
83	Money,Kai	1/-	XXX									
6	Moore,Joshua	1/1	START									
98	Ojomo,Moro	1/1	START									
78	Okafor,Denzel	1/1	START									
46	Ossai,Joseph	1/1	START									
0X	DeMar Overshown	1/1	START									
44	Owens,Tyler	1/-	XXX									
5	Robinson,Bijan	1/-	XXX									
8A	Schooler,Brende	1/-	XXX									
2C	Smith,Jarrett	1/-	XXX									
7X	Sterns,Caden	1/1	START									
93	Sweat,T'Vondre	1/-	XXX									
8	Thompson,Casey	1/-	XXX									
28	Thompson,Jerrin	1/-	XXX									
9X	Thompson,Josh	1/1	START									
1C	Tillman,Marcus	1/-	XXX									
50	Vaughns,Byron	1/-	XXX									
1E	Washington,Marc	1/-	XXX									
2X	Watson,Kenyatta	1/-	XXX									
4	Whittington,Jor	1/1	START									
18	Wiley,Jared	1/-	XXX									
9	Woodard,Al'Vont	1/-	XXX									