



TEXAS BASEBALL GAME NOTES

SIX-TIME NATIONAL CHAMPIONS | 1949 1950 1975 1983 2002 2005

CONTACT: Kevin Rodriguez (krod@utexas.edu | 817-528-7402)

2020 SCHEDULE & RESULTS

FEBRUARY

14	at Rice	W, 7-4
15	at Rice	W, 4-0
16	at Rice	W, 5-4
18	UTSA	6:30 p.m.
19	LAMAR	4 p.m.
21	BOISE STATE	7 p.m.
22	BOISE STATE	2 p.m.
23	BOISE STATE	12:30 p.m.
25	SAM HOUSTON STATE	7 p.m.
28	vs. LSU [^]	7 p.m.
29	vs. Arkansas [^]	7 p.m.

MARCH

1	vs. Missouri [^]	3 p.m.
3	ARIZONA	6:30 p.m.
6	CAL STATE FULLERTON	6:30 p.m.
7	CAL STATE FULLERTON	2 p.m.
8	CAL STATE FULLERTON	1:30 p.m.
11	ABILENE CHRISTIAN	6:30 p.m.
13	NEW MEXICO	6:30 p.m.
14	NEW MEXICO	2:30 p.m.
15	NEW MEXICO	1 p.m.
17	UIW	6:30 p.m.
18	vs. UT Arlington [#]	6:30 p.m.
20	at Oklahoma*	6:30 p.m.
21	at Oklahoma*	2 p.m.
22	at Oklahoma*	2 p.m.
24	at Texas State	6 p.m.
27	OKLAHOMA STATE*	7 p.m.
28	OKLAHOMA STATE*	5:30 p.m.
29	OKLAHOMA STATE*	1 p.m.
31	at Texas A&M	6:30 p.m.

APRIL

3	at West Virginia*	6:30 p.m.
4	at West Virginia*	4 p.m.
5	at West Virginia*	1 p.m.
7	at Houston	6:30 p.m.
9	BAYLOR*	7 p.m.
10	BAYLOR*	7 p.m.
11	BAYLOR*	2:30 p.m.
13	at A&M-Corpus Christi&	6:30 p.m.
14	A&M-CORPUS CHRISTI	6:30 p.m.
17	KANSAS*	6:30 p.m.
18	KANSAS*	2:30 p.m.
19	KANSAS*	1 p.m.
21	TEXAS STATE	6:30 p.m.
24	at Kansas State*	6 p.m.
25	at Kansas State*	4 p.m.
26	at Kansas State*	1 p.m.
28	UTRGV	6:30 p.m.

MAY

1	at Texas Tech*	6:30 p.m.
2	at Texas Tech*	8 p.m.
3	at Texas Tech*	2 p.m.
6	TEXAS SOUTHERN	6:30 p.m.
8	TCU*	6:30 p.m.
9	TCU*	2:30 p.m.
10	TCU*	5 p.m.
12	MCNEESE STATE	6:30 p.m.

All times Central | Home games in **BOLD**
^{*}Big 12 Conference Game | [^]at Minute Maid Park
[#]at Dr Pepper Ballpark | [&]at Whataburger Field

FEBRUARY 18-19 | GAME NOTES vs. UTSA & LAMAR | UFCU DISCH-FALK FIELD



UTSA ROADRUNNERS

RECORD	3-0 (0-0 Conference USA)
RANKING D1 BASEBALL	NR
HEAD COACH	Patrick Hallmark (Rice '01)
CAREER RECORD	69-48 (3rd season)
RECORD @ UTSA	3-0 (1st season)

PROBABLE PITCHERS

TUESDAY—Texas TBA vs. UTSA TBA

WEDNESDAY—Texas TBA vs. Lamar LHP So. Josh Hranicky (0-0, 0.0)

SERIES vs. UTSA

ALL-TIME SERIES Texas leads, 25-6 | **LAST MEETING:** UTSA won, 10-7, in Austin, on Feb. 27, 2019
IN AUSTIN Texas leads, 20-4 | **IN SAN ANTONIO** Texas leads, 5-2 | **NEUTRAL SITE** n/a | **POSTSEASON** n/a

SERIES vs. LAMAR

ALL-TIME SERIES UT leads, 34-7 | **LAST MEETING:** Texas won, 7-2, on April 16, 2019
IN AUSTIN UT leads, 33-5 | **IN BEAUMONT** Lamar leads, 2-0 | **NEUTRAL SITE** Texas leads, 1-0 | **POSTSEASON** Texas leads, 9-1

LONGHORNS NOTES

THE MATCHUPS—Texas is set for its home opener against UTSA on Tuesday before welcoming the Lamar Cardinals on Wednesday. Last season, UTSA snapped a five-game losing streak to Texas with a 10-7 win at UFCU Disch-Falk Field. Against Lamar in 2019, the Longhorns won 7-2 in Austin.

A LOOK AT THE LONGHORNS—Texas Baseball has started the season with a series sweep for the first time since 2009. The 2009 team won its first 11 games and ended the year as the national runner-up with a 50-16-1 record. The Longhorns entered the season with several fresh faces, including 13 true freshmen and three junior college transfers. Those 16 new faces pair up with 17 returning letterwinners. On offense, the Longhorns return their leading hitter from last season in outfielder Eric Kennedy. The pitching staff returns its ace in Bryce Elder and a number of young pitchers that contributed in 2019.

NEXT UP—The Longhorns continue their six-game homestand at UFCU Disch-Falk Field by hosting Boise State for a three-game weekend series, Feb. 21-23. Texas will close the homestand against Sam Houston State next Tuesday, Feb. 25.

TULO—Longhorns' Head Coach David Pierce made a splash during the offseason, with the hiring of 13-year Major League Baseball shortstop and five-time All-Star Troy Tulowitzki as an assistant coach. Tulowitzki, who was also a two-time All-American at Long Beach State, will coach the infielders and work with the hitters, alongside Philip Miller. With the hire of Tulowitzki, assistant coach Sean Allen assumes the role of pitching coach, a role he last held as an assistant at Florida International University from 2008-11. Texas also added Longhorn Legend and two-time MLB All-Star Huston Street to the staff as a student assistant.



LAMAR CARDINALS

RECORD	2-1 (0-0 Southland)
RANKING D1 BASEBALL	NR
HEAD COACH	Will Davis (LSU '07)
CAREER RECORD	72-98 (4th season)
RECORD @ LAMAR	72-98 (4th season)

THE FRESHMEN—Six Longhorn freshmen made their debuts in the season-opening series at Rice, including three who played in all three games. Brenden Dixon, Trey Faltine and Douglas Hodo III have started every game and each recorded a home run for their first career hit. Andre Duplantier II and Pete Hansen each pitched in relief and did not allow a run. In addition to the freshmen, two junior college transfers made their debut – infielder Murphy Stehly and RHP Dawson Meryman.

PRESEASON PICKS—Junior right-handed pitcher Bryce Elder and sophomore outfielder Eric Kennedy were named to the 2020 Preseason All-Big 12 team. Elder was one of three unanimous selections to the team and Kennedy was one of only three sophomores selected. A second-team selection to the 2019 All-Big 12 team, Elder finished the year with a 2.93 ERA in 83 innings pitched. He led the Longhorns with 86 strikeouts and nine quality starts. The Longhorns' leading hitter as a freshman in 2019, Kennedy batted .310 with eight doubles, three triples and two home runs. During his debut season on the Forty Acres, he scored 41 runs and had 28 RBI to go with nine stolen bases.

PRESEASON RANKINGS—The Longhorns landed on a trio of preseason polls, checking in at No. 22 in the Collegiate Baseball poll, No. 24 in the Perfect Game poll and No. 30 in the NCBWA poll. In the Big 12 preseason coaches' poll, Texas was selected to finish fifth behind preseason favorite Texas Tech (62), Oklahoma State (52), TCU (45) and Oklahoma (40).

DRAFTED—Texas saw three players selected in the 2019 Major League Baseball Draft: RHP Blair Henley (Astros, 7th round, No. 226), INF David Hamilton (Brewers, 8th round, No. 253) and INF Ryan Reynolds (Cubs, 14th round, No. 432).

ON AIR

TV Longhorn Network

Lowell Galindo
 Keith Moreland
 Greg Swindell



LIVESTREAM WatchESPN

RADIO Longhorn IMG Radio | 104.9 FM/1260 AM

Craig Way
 Tom Barfield, Quan Cosby

LIVESTATS sidearmstats.com/texas/baseball

2020 BIG 12 CONFERENCE STANDINGS

	BIG 12	PCT.	OVERALL	PCT.
Texas Tech	0-0	0.000	4-0	1.000
Texas	0-0	0.000	3-0	1.000
TCU	0-0	0.000	3-0	1.000
Baylor	0-0	0.000	2-1	0.667
Kansas	0-0	0.000	2-1	0.667
Oklahoma	0-0	0.000	2-1	0.667
West Virginia	0-0	0.000	2-1	0.667
Kansas State	0-0	0.000	1-2	0.333
Oklahoma State	0-0	0.000	1-2	0.333

QUICK FACTS

UNIVERSITY & ATHLETICS

SCHOOL.....	The University of Texas
CITY, STATE.....	Austin, TX
FOUNDED.....	1883
ENROLLMENT.....	51,832 (40,804 undergraduate)
NICKNAME.....	Longhorns
SCHOOL COLORS...	Burnt Orange(Pantone 159) & White
HOME FIELD (CAPACITY) ...	UFCU Disch-Falk Field (7,373)
SURFACE.....	FieldTurf
DIMENSIONS ... LF-340', CF-400', RF-325', LCF-370', RCF-365'	
AFFILIATION.....	NCAA Division I
CONFERENCE.....	Big 12 Conference
PRESIDENT.....	Gregory L. Fenves
VICE PRESIDENT & ATHLETICS DIRECTOR....	Chris Del Conte
ATHLETIC DEPT. PHONE.....	(512) 471-6036
TICKET OFFICE PHONE.....	(512) 471-3333

BASEBALL HISTORY

FIRST YEAR OF BASEBALL.....	1895
ALL-TIME COLLEGIATE RECORD ...	3,418-1,206-28 (.738)
ALL-TIME OVERALL RECORD	3,588-1,354-32 (.725)
ALL-TIME CONFERENCE RECORD	1,410-554-13 (.716)
NATIONAL CHAMPIONSHIPS	6
COLLEGE WORLD SERIES APPEARANCES/LAST ...	36/2018
SUPER REGIONAL APPEARANCES/LAST	10/2018
NCAA REGIONAL APPEARANCES/LAST	57/2018

COACHES & SUPPORT STAFF

HEAD COACH.....	David Pierce
ALMA MATER, YEAR.....	Houston '88
RECORD AT TEXAS/YEARS.....	111-74 (.600)/4
CAREER RECORD/YEARS.....	308-183 (.627)/9
BASEBALL OFFICE PHONE.....	(512) 471-5732
BASEBALL OFFICE FAX.....	(512) 471-5516
ASSISTANT COACH.....	Sean Allen
ALMA MATER, YEAR.....	Houston '01
ASSISTANT COACH.....	Philip Miller
ALMA MATER, YEAR... Northwestern State '05; SHSU '10	
ASSISTANT COACH.....	Troy Tulowitzki
DIR. OF BASEBALL OPERATIONS.....	Drew Bishop
DIR. OF PLAYER DEVELOPMENT.....	Carli Todd
DIR. PLAYER PERSONNEL & ANALYTICS ...	Ryan Monsevalles
BASEBALL ACADEMIC COUNSELOR	Kat Hastings
BASEBALL ADMINISTRATIVE ASSOCIATE.....	Heather Vacek
BASEBALL ATHLETIC TRAINER	Tom Mendez
BASEBALL STRENGTH COACH.....	Matt Couch
BASEBALL EQUIPMENT MANAGER.....	Vince Alcazar
BASEBALL DIETITIAN	Katie McInnis

2020 PREVIEW

2019 RECORD.....	27-27
2019 BIG 12 RECORD.....	7-16
POSITION STARTERS RETURNING/LOST	6/4
PITCHERS RETURNING/LOST	10/7
LETTERMEN RETURNING/LOST	17/12
NEWCOMERS	1

OTHER MEDIA INFORMATION

WEBSITE.....	TEXASSPORTS.COM
BASEBALL TWITTER.....	@TEXASBASEBALL
BASEBALL INSTAGRAM	@TEXASBASEBALL
RADIO STATION.....	104.9 THE HORN/AM 1260
CONTACT/PLAY-BY-PLAY.....	Craig Way
ADDRESS.....	705 North Lamar, Austin, TX 78703
PHONE/FAX.....	(512) 684-7434 / (512) 473-2233

LONGHORNS NOTES

THE SCHEDULE—The 2020 schedule features 32 home games at UFCU Disch-Falk Field, including a marquee non-conference series with Cal State Fullerton, March 6-8. In addition to 32 home games, Longhorn fans from around the state of Texas will have an opportunity to see the team play. Texas will play seven total games in Houston, with a season-opening series at Rice before returning two weeks later for the Shriners Hospitals for Children College Classic at Minute Maid Park. In Big 12 Conference play, the Longhorns will host Oklahoma State, Baylor, TCU and Kansas and travel to Oklahoma, Texas Tech, Kansas State and West Virginia.

HONORING A LEGEND—Longhorn Legend Huston Street will have his jersey number retired during the 2020 season. A three-time All-American and the 2002 College World Series Most Outstanding Player, Street becomes the seventh former Texas Baseball star to have his jersey retired. One of the greatest closers in college baseball history, Street holds the Texas record with 41 career saves and ranks 13th in NCAA Division I history in career saves. His 1.31 career ERA ranks second all-time at Texas and his .172 opponents' batting average is the third-best in Longhorn history. In his three-year career at Texas, Street made 105 appearances and pitched 178.1 innings. He struck out 177 batters and posted an 18-3 record to go along with his 41 saves.

PACKING THE HOUSE—Last season Texas set and re-set attendance records at UFCU Disch-Falk Field. Longhorn fans showed up in droves to see Texas host Texas A&M on April 2, 2019, establishing a new regular season record crowd of 7,952. The April 2 crowd topped the previous regular season record of 7,879, set earlier in the season against Texas Tech (3/16/19). The total attendances for the three-game series against LSU (22,434) and Texas Tech (22,729) were also program records. Texas ranked sixth in the country, and first in the Big 12, in total attendance (175,768) and average attendance (5,493) last season. The Longhorns have led the Big 12 in attendance for 14-consecutive seasons.

PRO PARKS—Including the early season trip to Minute Maid Park in Houston, Texas will play in a total of three professional ballparks during the regular season. The Longhorns take on UT Arlington at Dr Pepper Ballpark, home of the Double-A Frisco Roughriders, on March 18. Texas then plays at Whataburger Field, home of the Double-A Corpus Christi Hooks, against Texas A&M-Corpus Christi on April 13. Also for the 21st time, the Phillips 66 Big 12 Championship will be played in Oklahoma City. The Chickasaw Bricktown Ballpark, home of the Triple-A Oklahoma City Dodgers, plays host to the event.

HEAR 'EM—In partnership with Learfield IMG College, Texas games will be broadcast on the Austin Radio Network, primarily on 104.9 The Horn and AM 1260. Craig Way handles primary play-by-play duties alongside Roger Wallace and Quan Cosby.

WATCH 'EM—All but one Texas home game will be broadcast on Longhorn Network this season. The team of Lowell Galindo, Keith Moreland, and Greg Swindell will return to the booth to call the action.

PROBABLE LINEUP

PROBABLE STARTERS

No.	Pos.	Name, Yr.	GP-GS	AVG	AB	R	H	2B	3B	HR	RBI	BB	SO	OPS	SB-ATT
6	C	DJ Petrinsky, R-Sr.	2-2	.286	7	1	2	2	0	0	1	1	0	.946	0-0
52	1B	Zach Zubia, R-Jr.	3-3	.300	10	2	3	2	0	1	6	1	2	1.108	0-0
1	2B	Brenden Dixon, Fr.	3-3	.167	12	1	2	0	0	1	2	0	4	.583	0-1
0	SS	Trey Faltine, Fr.	3-3	.273	11	1	3	1	0	1	3	1	0	.970	1-1
10	3B	Murphy Stehly, Jr	3-3	.273	11	3	3	1	0	1	1	1	1	.970	0-0
30	LF	Eric Kennedy, Fr.	3-3	.182	11	2	2	0	0	0	1	1	1	.432	2-2
11	CF	Duke Ellis, Jr.	3-3	.417	12	3	5	1	1	0	0	0	2	1.083	1-1
44	RF	Austin Todd, Jr.	3-3	.308	13	2	4	1	0	0	1	2	1	.785	1-1
7	DH	Douglas Hodo II, Fr.	3-3	.083	12	1	1	0	0	1	1	0	4	.417	0-0

STARTING PITCHERS

No.	L/R	Name, Yr.	GP-GS	W-L	ERA	IP	H	R	ER	BB	K	HR	WP/HB	WHIP	BAA
-	-	TBA	-	-	-	-	-	-	-	-	-	-	-	-	-
-	-	TBA	-	-	-	-	-	-	-	-	-	-	-	-	-

TEXAS BY THE NUMBERS

	LAST HR	OFF	MOST HITS, GAME ('20)	MOST RBI, GAME ('20)
Ardoin	-	-	-	-
Dixon	2/15/20 at Rice	Zaskoda	1, 2/15 at Rice	1, 2/15/20 at Rice
Duplantier II	-	-	-	-
Ellis	3/1/19 vs. LSU	Hess	2, 2x-last 2/16 at Rice	-
Faltine	2/14/20 at Rice	DeLeon	1, 3x-last 2/16 at Rice	1, 3x-last 2/16 at Rice
Fields	-	-	-	-
Ford	4/28/19 vs. West Virginia	Helverson	-	-
Hodo	2/15/20 at Rice	Brogdon	1, 2/15 at Rice	1, 2/15 at Rice
Kennedy	2/23/19 vs. Purdue (G1)	Beard	1, 2x-last 2/16 at Rice	1, 2/15 at Rice
Peter	3/19/19 vs. Arkansas	Wicklander	-	-
Petrinsky	6/11/18 vs. Tennessee Tech	Hursey	2, 2/16 at Rice	1, 2/16 at Rice
Powell	-	-	-	-
Stehly	2/14/20 at Rice	Cienfuegos	3, 2/14 at Rice	1, 2/14 at Rice
Todd	4/6/19 at Baylor	Walker	2, 2/16 at Rice	1, 2/14 at Rice
Williams	-	-	-	-
Zubia	2/14/20 at Rice	DeLeon	2x, last-2/14 at Rice	2x, last-2/14 at Rice

2020 W-L BY POSITION (STARTS)									
	C	1B	2B	SS	3B	LF	CF	RF	DH
Ardoin	1-0								
Constantine									
Dixon			3-0						
Duplantier II									
Ellis							3-0		
Faltine			3-0						
Fields									
Ford									
Hodo								1-0	2-0
Kennedy					3-0				
Peter									
Petrinsky	2-0								
Powell									
Stehly					3-0				
Todd								2-0	1-0
Williams									
Zubia		3-0							

2020 W-L BY BATTING ORDER (STARTS)									
	1	2	3	4	5	6	7	8	9
Ardoin									1-0
Constantine									
Dixon							1-0	2-0	
Duplantier II									
Ellis		3-0							
Faltine					3-0				
Fields									
Ford									
Hodo						1-0	2-0		
Kennedy				1-0		2-0			
Peter									
Petrinsky			2-0						
Powell									
Stehly								1-0	2-0
Todd	3-0								
Williams									
Zubia			3-0						

2020 RUNS SCORED BY INNING											
	1	2	3	4	5	6	7	8	9	10+	Total
Texas	4	1	3	1	3	2	1	0	1	-	16
Opponents	0	2	0	2	0	1	0	1	2	-	8

2020 TEXAS BY THE NUMBERS		
Current streak: W3	Ahead after 6-7-8: 3-0/3-0/3-0	Hit homer: 2-0
Current record: 3-0	Behind after 6-7-8: 0-0/0-0/0-0	Homer with men on: 1-0
Home/Road/Neutral: 0-0/3-0/0-0	Tied after 6-7-8: 0-0/0-0/0-0	Hit multiple homers: 2-0
Day/Night: 1-0/2-0	1-run games: 1-0	Score first: 3-0
Big 12 record: 0-0	2-run games: 0-0	Score 5 or more: 2-0
Series W-L-T (home): 0-0-0	Extra innings: 0-0	Score less than 5: 1-0
Series W-L-T (road): 1-0-0	Collect 10 or more hits: 1-0	Outhit opponents: 3-0
vs. LH/RH starters: 0-0/3-0	Opp. 10 or more hits: 1-0	Outhit by opponents: 0-0
White/Orange/Gray/Cream/Pin: 0-0/0-0/3-0/0-0/0-0	Come-from-behind wins: 1	Opp. come-from-behind wins: 0

2020 MISCELLANEOUS	
Game-Tying & Go-Ahead RBI: Zubia (3), Kennedy (1), Todd (1)	
2-Out RBI: Zubia (3), Faltine (2), Kennedy (1), Petrinsky (1)	
Bunt Singles: n/a	
OF Assists: Kennedy (1)	
Batted Around (10): n/a	
Weekly Awards: n/a	

2020 TEXAS PITCHING BY THE NUMBERS									
	W-L-S	G	ERA	IP	H	ER	BB	SO	HR
Totals	3-0-2	3	2.33	27.0	22	7	9	29	2
Big 12	-	-	-	-	-	-	-	-	-
Starters	2-0-0	3	1.65	16.1	14	3	4	17	0
Relievers	1-0-2	3	3.38	10.2	8	4	5	12	2
Home	-	-	-	-	-	-	-	-	-
Road	3-0-2	3	2.33	27.0	22	7	9	29	2
Neutral	-	-	-	-	-	-	-	-	-
February	3-0-2	3	2.33	27.0	22	7	9	29	2

2020 CATCHERS				
	PB	FLD%	CS-ATT.	CS%
Ardoin	0	1.000	1-1	100%
Petrinsky	0	.952	0-0	-
Totals	0	.970	1-1	100%

2020 HOME RUNS					
	1R	2R	3R	SLAM	TOTAL
Dixon	1	-	-	-	1
Faltine	1	-	-	-	1
Hodo	1	-	-	-	1
Stehly	1	-	-	-	1
Zubia	-	1	-	-	1
Totals	4	1	-	-	5

2020 SEASON HIGHS	
TEAM BATTING	
Longest win streak	3, 2/14-current
Longest loss streak	n/a
Most runs, game, UT	7, 2/14 at Rice
Most runs, game, Opp	4, 2x-last 2/16 at Rice
Most runs, inn, UT	3, 2/14 at Rice
Most runs, inn, Opp	2, 2x-last 2/16 at Rice
Most hits, game, UT	11, 2/16 at Rice
Most hits, game, Opp	10, 2/16 at Rice
Fewest hits, game, UT	6, 2/15 at Rice
Fewest hits, game, Opp	5, 2/15 at Rice
Most 2B, game, UT	6, 2/16 at Rice
Most 2B, game, Opp	2, 2/16 at Rice
Most HR, game, UT	3, 2/14 at Rice
Most HR, game, Opp	2, 2/16 at Rice
Most XBH, game, UT	6, 2/16 at Rice
Most XBH, game, Opp	2, 2x-last 2/16 at Rice
Most SB, game, UT	3, 2/15 at Rice
Most SB, game, Opp	n/a
Most walks, game, UT	5, 2/15 at Rice
Most strikeouts, game, UT	8, 2/15 at Rice
Most LOB, game, UT	7, 2/16 at Rice
Most LOB, game, Opp	10, 2/16 at Rice
Most errors, game, UT	3, 2/14 at Rice
Most errors, game, Opp	2, 2/16 at Rice
Longest game, time	3:12, 2/16 at Rice
Longest game, time, 9 inn.	3:12, 2/16 at Rice
Shortest game, time	2:43, 2/15 at Rice
Shortest game, time, 9 inn.	2:43, 2/15 at Rice

INDIVIDUAL BATTING	
Most runs, game, UT	3, Stehly, 2/14 at Rice
Most runs, game, Opp	2, Edwards, 2/14 at Rice
Most hits, game, UT	3, Stehly, 2/14 at Rice
Most hits, game, Opp	4, Comeaux, 2/16 at Rice
Most 2B, game, UT	2, Petrinsky & Zubia, 2/16 at Rice
Most 2B, game, Opp	1, 2x
Most HR, game, UT	1, 5x
Most HR, game, Opp	1, 2x
Most RBI, game, UT	4, Zubia, 2/14 at Rice
Most RBI, game, Opp	2, Comeaux, 2/16 at Rice
Most XBH, game, UT	2, 2x-last Petrinsky & Zubia, 2/16 at Rice
Most XBH, game, Opp	1, 5x
Most steals, game, UT	1, 5x
Most steals, game, Opp	n/a
Hitting streak	3, Ellis, Faltine, Todd, 2/14-current

TEAM/INDIVIDUAL PITCHING	
Most strikeouts, UT starter	7, Madden, 2/15 at Rice
Most strikeouts, Opp starter	4, DeLeon, 2/14 at Rice
Most strikeouts, UT reliever	3, Quintanilla, 2/14 at Rice
Most IP, UT reliever	2, Hansen, 2/15 at Rice
Most walks, game, UT	2, Madden, 2/15 at Rice
Most walks, game, Opp	3, Brogdon, 2/15 at Rice
Most strikeouts, team, UT	12, 2/14 at Rice
Most walks, team, UT	6, 2/16 at Rice
Low-hit game	5, 2/15 at Rice
Consecutive scoreless IP, team	14, 2/14-16
Consecutive scoreless IP, UT	6, Maden, 2/15 at Rice



HEAD COACH DAVID PIERCE 22

4th season at Texas | 9th season as head coach

HIGH SCHOOL **St. Pius X High School**
JUNIOR COLLEGE **Wharton County Junior College**
ALMA MATER **University of Houston, 1988**

A Texas native who has spent most of his 30-year career coaching in the state, David Pierce was named head baseball coach at The University of Texas on June 29, 2016. Pierce, just the fifth Longhorn head coach since 1911 (with the exception

of the war years of 1943-45 when Blair Cherry was at the helm), is the 13th head coach in 122 years of Texas baseball.

Entering his fourth season as the Longhorns' head coach, Pierce has an overall record of 108-74 at Texas and a 305-183 mark in eight seasons as a Division I head coach.

In just his second season at the helm, Pierce was named Baseball America's National Coach of the Year after guiding the Longhorns to a 42-23 record and back to the College World Series for the first time since 2014. With a 17-7 mark in league play, Pierce, who was named the Big 12 Conference Coach of the Year, led his team to the Big 12 Conference title—the first conference title for Texas since 2011—and hosted both an NCAA Regional and an NCAA Super Regional. In the Austin Regional, the Longhorns went 3-0 with wins over Texas Southern, Texas A&M, and Indiana. In the Super Regional, Texas dropped game one to Tennessee Tech before taking games two and three to send Pierce to Omaha for the first time as head coach. The Longhorns finished ranked in the top eight in every major poll to close out the season and finished first in the nation in double plays (73) and ninth in triples (22). Under Pierce and his staff's tutelage, second baseman Kody Clemens completed one of the best offensive seasons in Texas history. A third-round draft pick by the Detroit Tigers, Clemens was named a unanimous first team All-American at second base, becoming the first to earn that honor under Pierce. Clemens, the ABCA National Player of the Year and a finalist for both the Dick Howser Trophy and the USA Baseball Golden Spikes Award, blasted 24 home runs on the year, good for second in the country and second-most in a single season in Texas Baseball history. Clemens also ranked nationally in total bases (second, 180), slugging percentage (fifth, .726), and RBI (12th, 72).

In his first season leading the Longhorns, Pierce led Texas to a 39-24 record, a 14-win improvement from the 2016 campaign. Texas came within one win of taking the Big 12 Conference tournament title before earning a No. 2 seed in the Long Beach Regional. Texas won its first two games of the regional before its season came to a close at the hands of LBSU. As a team, the Longhorns finished in the top 10 nationally in several statistical categories including double plays turned (fourth, 65), fielding percentage (fourth, .982), earned run average (ninth, 3.15), and hits allowed per nine innings (ninth, 7.60). Right-handed pitcher Morgan Cooper, a third team All-America selection, was taken in the second round of the MLB Draft, the first of 11 Longhorns to be selected in 2017, the most for any school. In Pierce's two seasons, a total of 16 Longhorns have been chosen in the draft.

The 56-year-old Pierce came to Texas from Tulane, where he spent the previous two seasons as head coach following a three-year stint at Sam Houston State in the same role. Pierce's teams have qualified for the NCAA tournament in seven years with him at the helm, and including his time as an assistant, Pierce was a part of programs that advanced to the postseason in 18 consecutive years, played in eight Super Regionals and reached five College World Series, winning a title in 2003 with Rice. In the summer of 2016, he was also named an assistant coach with the U.S. Collegiate National Team. Joining the Tulane Green Wave in 2015, the Houston native guided the school into its first season in the American Athletic Conference. His team posted a school-record nine shutouts, which ranked fourth in the nation, en route to a 35-25 record and the program's first regional appearance since 2008.

Pierce's second season at Tulane brought even more success as he led the 2016 Green Wave to a 41-21 record, a regular season AAC championship and a second-consecutive regional appearance. The 41 wins were the most for the program since 2006. The team led the nation with 13 shutouts and ranked in the top 25 in both ERA (23rd/3.24) and WHIP (25th/1.24), while belting out 66 home runs, which was tied for 13th nationally. Tulane produced two third-round picks in the 2016 Major League Baseball Draft in catcher Jake Rogers and shortstop Stephen Alematis with Rogers becoming Tulane's highest draft pick since 2008. Seven players earned All-AAC honors, including four first-team selections, while starting pitcher Ross Massey was named freshman All-America after leading the conference and tying for 18th in the nation in victories (10).

In three seasons as head coach at Sam Houston State, Pierce compiled a record of 121-63 (.658). During his tenure, the Bearkats made three straight NCAA Regional appearances for just the second time in program history. Sam Houston State was crowned Southland Conference champions in each of his three seasons (the program's only previous league title came in 1989), and Pierce was named the conference coach of the year in both 2012 and 2013. The recognition in back-to-back years made him the first Southland Conference coach to earn consecutive honors since UTSA's Sherman Corbett (2007-08).

In his first season as head coach in 2012, the Bearkats were ranked in each of the major Division I polls for the first time in program history. He was honored as an American Baseball Coaches Association (ABCA) Regional Coach of the Year that season. In 2014, his final season in Huntsville, Pierce guided SHSU to a 43-19 record, the second-highest single-season win total for the Bearkats since they joined Division I in 1987. The team ranked in the top 25 in the nation and second in the conference in both ERA (17th/2.73) and hits (25th/610). It also led the conference in scoring (5.7 rpg), home runs (31) and slugging percentage (.390).

A native of Houston, Pierce was born on October 13, 1962. He and his wife, Susan, have two children – a daughter, Chelsea, who graduated from The University of Texas in 2012 and is married to husband Bryan Caffey, and a son, Shea, who played for his father at both Sam Houston (2012-15) and Tulane (2016).

PLAYING CAREER

1982-83	Wharton County Junior College
1984-85	Houston

COACHING CAREER

1989-90	St. Pius X High School	Head Coach
1991	Rice	Assistant Coach
1992-95	Episcopal High School	Assistant Coach
1996-01	J. Frank Dobie High School	Head Coach
2001-02	Houston	Assistant Coach
2003-11	Rice	Assistant Coach
2012-14	Sam Houston State	Head Coach
2015-16	Tulane	Head Coach
2017-present	Texas	Head Coach

YEAR-BY-YEAR COACHING RECORD

Yr.	School	Record	Pct.	Conf.	Pct.	Postseason
2012	Sam Houston	40-22	.645	24-9 (1 st)	.727	NCAA Regional
2013	Sam Houston	38-22	.633	20-7 (1 st)	.741	NCAA Regional
2014	Sam Houston	43-19	.694	22-8 (1 st)	.733	NCAA Regional
2015	Tulane	35-25	.583	13-11 (T3 rd)	.542	NCAA Regional
2016	Tulane	41-21	.661	15-7 (1 st)	.682	NCAA Regional
2017	Texas	39-24	.619	11-12 (6 th)	.478	NCAA Regional
2018	Texas	42-23	.646	17-7 (1 st)	.708	World Series
2019	Texas	27-27	.500	7-16 (9 th)	.304	-
2020	Texas	3-0	1.000	0-0		
Total	9 seasons	308-183	.627	129-77	.626	

7 Regionals, 1 Super Regional, 1 College World Series

COACHING HONORS

2018	Baseball America National Coach of the Year
2018	Big 12 Conference Coach of the Year
2016	Assistant Coach - U.S. Collegiate National Team
2013	Southland Conference Coach of the Year
2012	Southland Conference Coach of the Year
2012	ABCA Regional Coach of the Year

COACHING STAFF



9 SEAN ALLEN
Assistant Coach
4th Season
Houston, 2001



12 PHILIP MILLER
Assistant Coach
4th Season
Northwestern St., 2005



5 TROY TULOWITZKI
Assistant Coach
1st Season

2020 TEXAS ROSTER

#	NAME	POS.	B/T	HT.	WT.	YR.	HOMETOWN / HIGHSCHOOL
0	Trey Faltine	INF	R/R	6-2	195	Fr.	Richmond, Texas / Travis
1	Brenden Dixon	INF	R/R	6-1	195	Fr.	Argyle, Texas / Argyle
4	Silas Ardoin	C	R/R	5-11	200	Fr.	Moss Bluff, La. / Sam Houston (La.)
6	DJ Petrinsky	C	R/R	6-0	195	R-Sr.	Magnolia, Texas / Magnolia West / Hill
7	Douglas Hodo III	OF	R/R	6-0	188	Fr.	Boerne, Texas / Boerne
8	Kamron Fields	RHP/OF	R/R	6-2	198	Jr.	Garland, Texas / Lakeview Centennial
10	Will Swope	RHP	R/R	6-2	210	Fr.	The Woodlands, Texas / The Woodlands
11	Duke Ellis	OF	L/L	6-2	180	Sr.	Nacogdoches, Texas / Central Heights / Panola
13	Bryce Elder	RHP	R/R	6-2	220	Jr.	Decatur, Texas / Decatur
14	Murphy Stehly	INF	R/R	5-10	190	Jr.	Carlsbad, Calif. / Santa Fe Christian / Orange Coast
15	Peyton Powell	C	L/R	6-1	185	Fr.	Robinson, Texas / Robinson
17	André Duplantier II	RHP/INF	R/R	6-2	205	Fr.	Humble, Texas / Summer Creek
19	Donny Diaz	RHP	R/R	6-0	210	R-Sr.	Kingsville, Texas / King / San Jacinto
24	Chase Lummus	LHP	L/L	6-1	205	Fr.	Godley, Texas / Godley
28	Lance Ford	INF	L/R	5-10	180	So.	Kerrville, Texas / Tivy
29	Cam Constantine	C/OF	R/R	6-0	190	Fr.	McKinney, Texas / McKinney North
30	Eric Kennedy	OF	L/R	5-11	200	So.	Tampa, Fla. / Calvary Christian
32	Ty Madden	RHP	R/R	6-3	215	So.	Cypress, Texas / Cypress Ranch
33	Pete Hansen	LHP	R/L	6-2	200	Fr.	El Dorado Hills, Calif. / Oak Ridge
34	Cole Quintanilla	RHP	R/R	6-5	225	R-So.	Cedar Park, Texas / Cedar Park
35	Tristan Stevens	RHP	R/R	6-2	200	R-Jr.	Springfield, Mo. / Kickapoo / MCC-Maple Woods
39	Kolby Kubichek	RHP	R/R	6-0	180	So.	Bryan, Texas / Bryan
40	Austin Wallace	LHP	L/L	6-4	220	Fr.	Flower Mound, Texas / Flower Mound
42	Dawson Merryman	RHP	R/R	6-1	220	So.	Greenwood, Texas / Greenwood / Midland
43	Peter Geib	INF	R/R	6-2	215	So.	Houston, Texas / Episcopal
44	Austin Todd	OF	R/R	6-1	190	Sr.	Round Rock, Texas / Round Rock
45	Coy Cobb	RHP	R/R	6-4	185	So.	Katy, Texas / Katy
47	Sam Walbridge	LHP	L/L	6-5	200	Fr.	San Antonio, Texas / Saint Mary's Hall
48	Caston Peter	C	R/R	6-0	205	So.	Houston, Texas / Stratford
49	Jared Southard	RHP	R/R	6-2	220	Fr.	Leander, Texas / Rouse
51	Owen Meaney	RHP	R/R	6-5	235	So.	Houston, Texas / St. Thomas
52	Zach Zubia	INF	R/R	6-4	230	R-Jr.	Richmond, Texas / Strake Jesuit
55	Cam Williams	INF	S/R	6-2	195	R-Jr.	Odessa, Fla. / Gaither / Dallas Baptist / San Jacinto
56	Justin Eckhardt	RHP	R/R	6-2	200	R-Fr.	Sealy, Texas / Sealy
58	Mason Bryant	RHP	R/R	6-5	220	So.	Austin, Texas / McCallum

#	Name	Pos.
4	Silas Ardoin	C
58	Mason Bryant	RHP
45	Coy Cobb	RHP
29	Cam Constantine	C/OF
19	Donny Diaz	RHP
1	Brenden Dixon	INF
17	André Duplantier II	RHP/INF
56	Justin Eckhardt	RHP
13	Bryce Elder	RHP
11	Duke Ellis	OF
0	Trey Faltine	INF
8	Kamron Fields	RHP/OF
28	Lance Ford	INF
43	Peter Geib	INF
33	Pete Hansen	LHP
7	Douglas Hodo III	OF
30	Eric Kennedy	OF
39	Kolby Kubichek	RHP
24	Chase Lummus	LHP
32	Ty Madden	RHP
51	Owen Meaney	RHP
42	Dawson Merryman	RHP
48	Caston Peter	C
6	DJ Petrinsky	C
15	Peyton Powell	C
34	Cole Quintanilla	RHP
49	Jared Southard	RHP
14	Murphy Stehly	INF
35	Tristan Stevens	RHP
10	Will Swope	RHP
44	Austin Todd	OF
47	Sam Walbridge	LHP
40	Austin Wallace	LHP
55	Cam Williams	INF
52	Zach Zubia	INF

PRONUNCIATION: TREY FALTINE (FAL-TEE-NEE); SILAS ARDOIN (CY-LISS ARD-WANN); DJ PETRINSKY (PUH-TRIN-SKEE); KAMRON FIELDS (KAM-RIN); MURPHY STEHLY (STAY-LEE); ANDRE DUPLANTIER (DOO-PLAN-TEE-AY); DONNY DIAZ (DEE-AZ); CHASE LUMMUS (LOO-MISS); COLE QUINTANILLA (KIN-TUH-NEE-YUH); KOLBY KUBICHEK (KOOB-UH-CHECK); PETER GEIB (GIBE); JARED SOUTHARD (SUH-THERD); ZACH ZUBIA (ZOO-BEE-YUH); JUSTIN ECKHARDT (ECK-HEART)

COACHING STAFF


22	David Pierce	Head Coach
9	Sean Allen	Assistant Coach
12	Philip Miller	Assistant Coach
5	Troy Tulowitzki	Assistant Coach
25	Huston Street	Student Assistant
	Drew Bishop	Director of Operations
	Matt Couch	Athletic Performance
	Tom Mendez	Assistant Athletic Trainer
	Carli Todd	Director of Player Development
	Ryan Monsevalles	Player Personnel/Analytics
	Vince Alcazar	Equipment Manager

ROSTER BREAKDOWN BY CLASS


Senior (4): Diaz, Ellis, Petrinsky, Todd
Junior (6): Elder, Fields, Stehly, Stevens, Williams, Zubia
Sophomore (11): Bryant, Cobb, Ford, Geib, Kennedy, Kubichek, Madden, Meaney, Merryman, Peter, Quintanilla
R-Freshman (1): Eckhardt
Freshman (13): Ardoin, Constantine, Dixon, Duplantier, Faltine, Hansen, Hodo, Lummus, Powell, Southard, Swope, Walbridge, Wallace

ROSTER BREAKDOWN BY POSITION


LHP (4): Hansen, Lummus, Walbridge, Wallace
RHP (15): Bryant, Cobb, Diaz, Duplantier, Eckhardt, Elder, Fields, Madden, Meaney, Merryman, Kubichek, Quintanilla, Southard, Stevens, Swope
C (5): Ardoin, Constantine, Peter, Petrinsky, Powell
INF (8): Dixon, Duplantier, Faltine, Ford, Geib, Stehly, Williams, Zubia
OF (6): Constantine, Ellis, Fields, Hodo, Kennedy, Todd



0 TREY FALTINE
INF R/R 6-2 195 Fr.
Richmond, Texas



1 BRENDEN DIXON
INF R/R 6-1 195 Fr.
Argyle, Texas



4 SILAS ARDOIN
C R/R 5-11 200 Fr.
Moss Bluff, La.




6 DJ PETRINSKY
C R/R 6-0 195 R-Sr.
Magnolia, Texas




7 DOUGLAS HODO III
OF R/R 6-0 188 Fr.
Boerne, Texas



8 KAMRON FIELDS
RHP/OF R/R 6-2 198 Jr.
Garland, Texas



10 WILL SWOPE
RHP R/R 6-2 210 Fr.
The Woodlands, Texas




11 DUKE ELLIS
OF L/L 6-2 180 Sr.
Nacogdoches, Texas



13 BRYCE ELDER
RHP R/R 6-2 220 Jr.
Decatur, Texas




14 MURPHY STEHLY
INF R/R 6-10 190 Jr.
Carlsbad, Calif.




15 PEYTON POWELL
C L/R 6-1 185 Fr.
Robinson, Texas




17 ANDRE DUPLANTIER II
RHP/INF R/R 6-2 205 Fr.
Humble, Texas




19 DONNY DIAZ
RHP R/R 6-0 210 R-Sr.
Kingsville, Texas



24 CHASE LUMMUS
LHP L/L 6-1 205 Fr.
Godley, Texas



28 LANCE FORD
INF L/R 5-10 180 So.
Kerrville, Texas




29 CAM CONSTANTINE
C R/R 6-0 190 Fr.
McKinney, Texas




30 ERIC KENNEDY
OF L/R 5-11 195 So.
Tampa, Fla.




32 TY MADDEN
RHP R/R 6-3 215 So.
Cypress, Texas




33 PETE HANSEN
LHP R/L 6-2 200 Fr.
El Dorado Hills, Calif.




34 COLE QUINTANILLA
RHP R/R 6-5 225 R-So.
Cedar Park, Texas




35 TRISTAN STEVENS
RHP R/R 6-2 200 R-Jr.
Springfield, Mo.




39 KOLBY KUBICHEK
RHP R/R 6-0 180 So.
Bryan, Texas




40 AUSTIN WALLACE
LHP L/L 6-4 220 Fr.
Flower Mound, Texas



42 DAWSON MERRYMAN
RHP R/R 6-1 220 So.
Greenwood, Texas




43 PETER GEIB
INF R/R 6-2 215 So.
Houston, Texas




44 AUSTIN TODD
OF R/R 6-1 190 Sr.
Round Rock, Texas




45 COY COBB
RHP R/R 6-4 185 So.
Katy, Texas



47 SAM WALBRIDGE
LHP L/L 6-5 200 Fr.
San Antonio, Texas




48 CASTON PETER
C R/R 6-0 205 So.
Houston, Texas



49 JARED SOUTHARD
RHP R/R 6-2 220 Fr.
Leander, Texas




51 OWEN MEANEY
RHP R/R 6-5 235 So.
Houston, Texas



52 ZACH ZUBIA
INF R/R 6-4 230 R-Jr.
Richmond, Texas



55 CAM WILLIAMS
INF S/R 6-2 195 R-Jr.
Odessa, Fla.



56 JUSTIN ECKHARDT
RHP R/R 6-2 200 R-Fr.
Sealy, Texas



58 MASON BRYANT
RHP R/R 6-5 220 Fr.
Austin, Texas



2020 Texas Baseball
Overall Statistics for Texas (as of Feb 17, 2020)
(All games Sorted by Batting avg)



Record: 3-0 Home: 0-0 Away: 3-0 Big 12: 0-0

Player	avg	gp-gs	ab	r	h	2b	3b	hr	rbi	tb	slg%	bb	hp	so	gdp	ob%	sf	sh	sb-att	po	a	e	fld%
Ellis, Duke	.417	3-3	12	3	5	1	1	0	0	8	.667	0	0	2	0	.417	0	2	1-1	9	0	0	1.000
Todd, Austin	.308	3-3	13	2	4	1	0	0	1	5	.385	2	0	1	1	.400	0	0	1-1	3	0	0	1.000
Zubia, Zach	.300	3-3	10	2	3	2	0	1	6	8	.800	1	0	2	0	.308	2	0	0-0	20	1	1	.955
Petrinsky, DJ	.286	2-2	7	1	2	2	0	0	1	4	.571	1	0	0	0	.375	0	0	0-0	19	1	1	.952
Stehly, Murphy	.273	3-3	11	3	3	1	0	1	1	7	.636	1	0	1	0	.333	0	0	0-0	3	2	0	1.000
Faltine, Trey	.273	3-3	11	1	3	1	0	1	3	7	.636	1	0	0	1	.333	0	0	1-1	6	13	0	1.000
Kennedy, Eric	.182	3-3	11	2	2	0	0	0	1	2	.182	1	0	1	0	.250	0	0	2-2	5	1	0	1.000
Dixon, Brenden	.167	3-3	12	1	2	0	0	1	2	5	.417	0	0	4	0	.167	0	0	0-1	4	7	0	1.000
Hodo III, Douglas	.083	3-3	12	1	1	0	0	1	1	4	.333	0	0	4	0	.083	0	0	0-0	1	0	0	1.000
Ardoin, Silas	.000	1-1	1	0	0	0	0	0	0	0	.000	3	0	0	0	.750	0	0	0-0	10	2	0	1.000
Totals	.250	3	100	16	25	8	1	5	16	50	.500	10	0	15	2	.313	2	2	5-6	81	29	3	.973
Opponents	.224	3	98	8	22	2	1	2	7	32	.327	9	5	29	3	.321	0	0	0-1	81	33	2	.983

LOB - Team (17), Opp (23). DPs turned - Team (4), Opp (2).

(All games Sorted by Earned run avg)

Player	era	w-l	app	gs	cg	sho	sv	ip	h	r	er	bb	so	2b	3b	hr	b/avg	wp	hp	bk	sfa	sha
Madden, Ty	0.00	1-0	1	1	0	0/1	0	6.0	4	0	0	2	7	2	0	0	.200	0	0	0	0	0
Elder, Bryce	3.00	1-0	1	1	0	0/0	0	6.0	4	3	2	1	6	0	0	0	.182	0	3	0	0	0

Duplantier II, Andre	0.00	0-0	2	0	0	0/1	0	2.0	0	0	0	1	1	0	0	0	.000	0	0	0	0	0
Hansen, Pete	0.00	0-0	1	0	0	0/1	0	2.0	1	0	0	0	2	0	0	0	.143	0	0	0	0	0
Diaz, Donny	0.00	0-0	2	0	0	0/0	2	2.0	0	0	0	1	3	0	0	0	.000	0	0	0	0	0
Stevens, Tristan	0.00	1-0	2	0	0	0/0	0	1.0	0	0	0	1	1	0	0	0	.000	0	0	0	0	0
Cobb, Coy	2.08	0-0	1	1	0	0/0	0	4.1	6	1	1	1	4	0	0	0	.353	0	1	0	0	0
Quintanilla, Cole	5.40	0-0	1	0	0	0/0	0	1.2	3	1	1	0	3	0	1	0	.375	1	1	0	0	0
Fields, Kamron	9.00	0-0	1	0	0	0/0	0	1.0	2	1	1	1	1	0	0	1	.400	0	0	0	0	0
Merryman, Dawson	18.00	0-0	1	0	0	0/0	0	1.0	2	2	2	1	1	0	0	1	.500	0	0	0	0	0
Totals	2.33	3-0	3	3	0	1/1	2	27.0	22	8	7	9	29	2	1	2	.224	1	5	0	0	0
Opponents	5.33	0-3	3	3	0	0/0	0	27.0	25	16	16	10	15	8	1	5	.250	2	0	0	2	2

SBA/ATT - Ardoin (0-1), Madden (0-1).



2020 Texas Baseball
Miscellaneous Stats for Texas (as of Feb 17, 2020)
(All games)




Multiple Hit Games	2	3	4	5+	Total
Ellis, Duke	2	-	-	-	2
Todd, Austin	1	-	-	-	1
Petrinsky, DJ	1	-	-	-	1
Stehly, Murphy	-	1	-	-	1
Zubia, Zach	1	-	-	-	1
TEAM	5	1	0	0	6

Multiple RBI Games	2	3	4	5+	Total
Zubia, Zach	1	-	1	-	2
TEAM	1	0	1	0	2

Hitting Streaks	Longest	Current
Ellis, Duke	3	3
Faltine, Trey	3	3
Todd, Austin	3	3
Kennedy, Eric	2	2
Dixon, Brenden	2	2
Hodo III, Douglas	1	-
Stehly, Murphy	1	-
Petrinsky, DJ	1	1
Zubia, Zach	1	1

Reached Base Streaks	Longest	Current
Todd, Austin	3	3
Ellis, Duke	3	3
Faltine, Trey	3	3
Kennedy, Eric	2	2
Dixon, Brenden	2	2
Stehly, Murphy	1	1
Petrinsky, DJ	1	1
Zubia, Zach	1	1
Ardoyn, Silas	1	1
Hodo III, Douglas	1	-



CATCHER
SILAS ARDOYN 4

CLASS **Freshman**
HOMETOWN **Lake Charles, La.**
HIGH SCHOOL **Sam Houston (La.)**

BATS
RIGHT

THROWS
RIGHT

HEIGHT
5'11"


WEIGHT
190

CAREER STATISTICS

Year	Avg	GP	GS	AB	R	H	2B	3B	HR	RBI	TB	SLG%	BB	HBP	SO	GDP	OB%	SF	SH	SB	ATT	PO	A	E	FLD%
2020	.000	1	1	1	0	0	0	0	0	0	0	.000	3	0	0	0	.750	0	0	0	0	10	2	0	1.000
TOTAL	.000	1	1	1	0	0	0	0	0	0	0	.000	3	0	0	0	.750	0	0	0	0	10	2	0	1.000

CAREER HIGHS

Walks: 3, at Rice, Feb 15, 2020
At bats: 1, at Rice, Feb 15, 2020
Field chances: 12, at Rice, Feb 15, 2020
Putouts: 10, at Rice, Feb 15, 2020
Assists: 2, at Rice, Feb 15, 2020
Runners CS: 1, at Rice, Feb 15, 2020



INFIELDER
BRENDEN DIXON 1

CLASS **Freshman**
HOMETOWN **Argyle, Texas**
HIGH SCHOOL **Argyle**

BATS
RIGHT

THROWS
RIGHT

HEIGHT
6'1"


WEIGHT
195

CAREER STATISTICS

Year	Avg	GP	GS	AB	R	H	2B	3B	HR	RBI	TB	SLG%	BB	HBP	SO	GDP	OB%	SF	SH	SB	ATT	PO	A	E	FLD%
2020	.167	3	3	12	1	2	0	0	1	2	5	.417	0	0	4	0	.167	0	0	0	1	4	7	0	1.000
TOTAL	.167	3	3	12	1	2	0	0	1	2	5	.417	0	0	4	0	.167	0	0	0	1	4	7	0	1.000

CAREER HIGHS

Hits: 1, at Rice, Feb 15, 2020 ; at Rice, Feb 16, 2020
Home runs: 1, at Rice, Feb 15, 2020
Total bases: 4, at Rice, Feb 15, 2020
RBI: 1, at Rice, Feb 15, 2020 ; at Rice, Feb 16, 2020
Runs scored: 1, at Rice, Feb 15, 2020
Struck out: 3, at Rice, Feb 15, 2020
At bats: 4, at Rice, Feb 14, 2020 ; at Rice, Feb 15, 2020 ; at Rice, Feb 16, 2020
Caught stealing: 1, at Rice, Feb 16, 2020
Field chances: 6, at Rice, Feb 16, 2020
Putouts: 3, at Rice, Feb 16, 2020
Assists: 3, at Rice, Feb 14, 2020 ; at Rice, Feb 16, 2020



OUTFIELDER
DUKE ELLIS 11

CLASS **Senior**
HOMETOWN **Nacogdoches, Texas**
PREVIOUS **Panola**
HIGH SCHOOL **Central Heights**

BATS
LEFT

THROWS
LEFT

HEIGHT
6'2"


WEIGHT
170

CAREER STATISTICS

Year	Avg	GP	GS	AB	R	H	2B	3B	HR	RBI	TB	SLG%	BB	HBP	SO	GDP	OB%	SF	SH	SB	ATT	PO	A	E	FLD%
2018	.289	63	59	201	39	58	4	3	1	27	71	.353	35	4	55	5	.398	4	6	16	18	106	0	3	.972
2019	.266	54	52	188	42	50	7	1	1	15	62	.330	45	2	60	3	.411	1	6	17	17	107	4	3	.974
2020	.417	3	3	12	3	5	1	1	0	0	8	.667	0	0	2	0	.417	0	2	1	1	9	0	0	1.000
TOTAL	.282	120	114	401	84	113	12	5	2	42	141	.352	80	6	117	8	.404	5	14	34	36	222	4	6	.974

CAREER HIGHS

Hits: 4, Baylor, Apr 06, 2018 ; Oklahoma, May 17, 2019
Doubles: 2, at Baylor, Apr 05, 2019
Triples: 1, 5 times
Home runs: 1, LSU, Mar 01, 2019 ; Northwestern, Mar 03, 2018
Total bases: 5, LSU, Mar 01, 2019 ; Oklahoma, May 17, 2019
RBI: 3, Xavier, Mar 29, 2019
Runs scored: 4, Kansas, Mar 16, 2018
Walks: 3, 4 times
Hit by pitch: 1, 6 times
Struck out: 4, at Texas State, Apr 23, 2019
Sac flies: 1, 4 times
Sac bunts: 1, 14 times
At bats: 5, 14 times
Stolen bases: 3, at Texas Tech, May 06, 2018
Caught stealing: 1, at West Virginia, Apr 27, 2018 ; Oklahoma State, Mar 24, 2018
Field chances: 6, at Louisiana, Feb 17, 2019 ; vs Oklahoma, May 24, 2018
Putouts: 6, at Louisiana, Feb 17, 2019 ; vs Oklahoma, May 24, 2018
Assists: 1, 4 times



INFIELDER
TREY FALTINE 0

CLASS **Freshman**
HOMETOWN **Richmond, Texas**
HIGH SCHOOL **William B. Travis**

BATS
RIGHT

THROWS
RIGHT

HEIGHT
6'2"

WEIGHT
195

CAREER STATISTICS

Year	Avg	GP	GS	AB	R	H	2B	3B	HR	RBI	TB	SLG%	BB	HBP	SO	GDP	OB%	SF	SH	SB	ATT	PO	A	E	FLD%
2020	.273	3	3	11	1	3	1	0	1	3	7	.636	1	0	0	1	.333	0	0	1	1	6	13	0	1.000
TOTAL	.273	3	3	11	1	3	1	0	1	3	7	.636	1	0	0	1	.333	0	0	1	1	6	13	0	1.000

CAREER HIGHS

Hits: 1, at Rice, Feb 14, 2020 ; at Rice, Feb 15, 2020 ; at Rice, Feb 16, 2020
Doubles: 1, at Rice, Feb 16, 2020
Home runs: 1, at Rice, Feb 14, 2020
Total bases: 4, at Rice, Feb 14, 2020
RBI: 1, at Rice, Feb 14, 2020 ; at Rice, Feb 15, 2020 ; at Rice, Feb 16, 2020
Runs scored: 1, at Rice, Feb 14, 2020
Walks: 1, at Rice, Feb 15, 2020
At bats: 4, at Rice, Feb 14, 2020 ; at Rice, Feb 16, 2020
Stolen bases: 1, at Rice, Feb 15, 2020
Field chances: 10, at Rice, Feb 16, 2020
Putouts: 3, at Rice, Feb 16, 2020
Assists: 7, at Rice, Feb 16, 2020



OUTFIELDER
**DOUGLASS
HODO III 7**

CLASS Freshman
HOMETOWN Boerne, Texas
HIGH SCHOOL Boerne


BATS RIGHT
THROWS RIGHT
HEIGHT 6'0"
WEIGHT 175

CAREER STATISTICS

Year	Avg	GP	GS	AB	R	H	2B	3B	HR	RBI	TB	SLG%	BB	HBP	SO	GDP	OB%	SF	SH	SB	ATT	PO	A	E	FLD%
2020	.083	3	3	12	1	1	0	0	1	1	4	.333	0	0	4	0	.083	0	0	0	0	1	0	0	1.000
TOTAL	.083	3	3	12	1	1	0	0	1	1	4	.333	0	0	4	0	.083	0	0	0	0	1	0	0	1.000

CAREER HIGHS

Hits: 1, at Rice, Feb 15, 2020
Home runs: 1, at Rice, Feb 15, 2020
Total bases: 4, at Rice, Feb 15, 2020
RBI: 1, at Rice, Feb 15, 2020
Runs scored: 1, at Rice, Feb 15, 2020
Struck out: 2, at Rice, Feb 14, 2020 ; at Rice, Feb 15, 2020
At bats: 4, at Rice, Feb 14, 2020 ; at Rice, Feb 15, 2020 ; at Rice, Feb 16, 2020
Field chances: 1, at Rice, Feb 16, 2020
Putouts: 1, at Rice, Feb 16, 2020



OUTFIELDER
**ERIC
KENNEDY 30**

CLASS Sophomore
HOMETOWN Tampa, Fla.
HIGH SCHOOL Calvary Christian

BATS LEFT
THROWS RIGHT
HEIGHT 6'2"
WEIGHT 170

CAREER STATISTICS

Year	Avg	GP	GS	AB	R	H	2B	3B	HR	RBI	TB	SLG%	BB	HBP	SO	GDP	OB%	SF	SH	SB	ATT	PO	A	E	FLD%
2019	.310	49	46	184	41	57	8	3	2	28	77	.418	21	1	23	3	.382	1	7	9	11	65	4	5	.932
2020	.182	3	3	11	2	2	0	0	0	1	2	.182	1	0	1	0	.250	0	0	2	2	5	1	0	1.000
TOTAL	.303	52	49	195	43	59	8	3	2	29	79	.405	22	1	24	3	.374	1	7	11	13	70	5	5	.938

CAREER HIGHS

Hits: 4, West Virginia, Apr 26, 2019 ; at TCU, Mar 23, 2019 ; at TCU, Mar 24, 2019
Doubles: 2, LSU, Mar 03, 2019
Triples: 1, Texas A&M, Apr 02, 2019 ; at Rice, Feb 19, 2019 ; at TCU, Mar 23, 2019
Home runs: 1, at Louisiana, Feb 17, 2019 ; Purdue, Feb 23, 2019
Total bases: 6, at TCU, Mar 23, 2019
RBI: 3, 4 times
Runs scored: 3, at Rice, Feb 19, 2019 ; at TCU, Mar 23, 2019
Walks: 3, Arkansas, Mar 20, 2019
Hit by pitch: 1, Arkansas, Mar 20, 2019
Struck out: 2, at Oklahoma State, Apr 19, 2019 ; LSU, Mar 02, 2019
Sac flies: 1, at Oklahoma State, Apr 20, 2019
Sac bunts: 2, at Stanford, Mar 09, 2019
At bats: 6, at Rice, Feb 19, 2019
Stolen bases: 2, UTRGV, Mar 05, 2019
Caught stealing: 2, West Virginia, Apr 26, 2019
Field chances: 5, Texas Tech, Mar 17, 2019
Putouts: 4, at Texas State, Apr 23, 2019 ; Texas Tech, Mar 17, 2019
Assists: 1, 5 times



CATCHER
**DJ
PETRINSKY 6**

CLASS R-Senior
HOMETOWN Magnolia, Texas
PREVIOUS Hill College
HIGH SCHOOL Magnolia West

BATS RIGHT
THROWS RIGHT
HEIGHT 6'0"
WEIGHT 190

CAREER STATISTICS

Year	Avg	GP	GS	AB	R	H	2B	3B	HR	RBI	TB	SLG%	BB	HBP	SO	GDP	OB%	SF	SH	SB	ATT	PO	A	E	FLD%
2018	.257	61	58	210	35	54	10	2	9	29	95	.452	22	5	35	4	.340	1	2	1	2	435	54	4	.992
2019	.256	11	10	39	4	10	3	1	0	5	15	.385	3	0	7	0	.310	0	0	2	2	71	3	1	.987
2020	.286	2	2	7	1	2	2	0	0	1	4	.571	1	0	0	0	.375	0	0	0	0	19	1	1	.952
TOTAL	.258	74	70	256	40	66	15	3	9	35	114	.445	26	5	42	4	.337	1	2	3	4	525	58	6	.990

CAREER HIGHS

Hits: 3, UT Rio Grande Valley, Apr 17, 2018 ; Lamar, Feb 21, 2018 ; Sam Houston State, Mar 20, 2018
Doubles: 2, at Rice, Feb 16, 2020 ; Stanford, Mar 08, 2018
Triples: 1, at Oklahoma, Apr 13, 2018 ; at Rice, Feb 19, 2019 ; TCU, May 19, 2018
Home runs: 2, at Arkansas, Mar 13, 2018
Total bases: 8, at Arkansas, Mar 13, 2018
RBI: 4, Texas Southern, Jun 01, 2018
Runs scored: 3, Lamar, Feb 21, 2018
Walks: 3, at Indiana, Jun 03, 2018 ; Kansas, Mar 16, 2018
Hit by pitch: 1, 5 times
Struck out: 3, UTSA, Feb 27, 2018 ; TCU, May 18, 2018
Sac flies: 1, at Oklahoma, Apr 13, 2018
Sac bunts: 1, Baylor, Apr 06, 2018 ; New Orleans, Apr 20, 2018
At bats: 5, 9 times
Stolen bases: 1, at Rice, Feb 19, 2019 ; Purdue, Feb 22, 2019 ; vs Kansas, May 23, 2018
Caught stealing: 1, vs Kansas, May 23, 2018
Field chances: 16, UTSA, Feb 27, 2018
Putouts: 15, UTSA, Feb 27, 2018
Assists: 4, at Arkansas, Mar 14, 2018
Runners CS: 2, Baylor, Apr 08, 2018



INFIELDER
MURPHY STEHLY 14

CLASS **Junior**
HOMETOWN **Carlsbad, Calif.**
PREVIOUS **Orange Coast**
HIGH SCHOOL **Santa Fe Christian**


BATS **RIGHT** THROWS **RIGHT** HEIGHT **5'10"** WEIGHT **180**

CAREER STATISTICS

Year	Avg	GP	GS	AB	R	H	2B	3B	HR	RBI	TB	SLG%	BB	HBP	SO	GDP	OB%	SF	SH	SB	ATT	PO	A	E	FLD%
2020	.273	3	3	11	3	3	1	0	1	1	7	.636	1	0	1	0	.333	0	0	0	0	3	2	0	1.000
TOTAL	.273	3	3	11	3	3	1	0	1	1	7	.636	1	0	1	0	.333	0	0	0	0	3	2	0	1.000

CAREER HIGHS

Hits: 3, at Rice, Feb 14, 2020
Doubles: 1, at Rice, Feb 14, 2020
Home runs: 1, at Rice, Feb 14, 2020
Total bases: 7, at Rice, Feb 14, 2020
RBI: 1, at Rice, Feb 14, 2020
Runs scored: 3, at Rice, Feb 14, 2020
Walks: 1, at Rice, Feb 16, 2020
Struck out: 1, at Rice, Feb 16, 2020
At bats: 4, at Rice, Feb 14, 2020 ; at Rice, Feb 15, 2020
Field chances: 2, at Rice, Feb 14, 2020 ; at Rice, Feb 15, 2020
Putouts: 1, at Rice, Feb 14, 2020 ; at Rice, Feb 15, 2020 ; at Rice, Feb 16, 2020
Assists: 1, at Rice, Feb 14, 2020 ; at Rice, Feb 15, 2020



OUTFIELDER
AUSTIN TODD 44

CLASS **Senior**
HOMETOWN **Round Rock, Texas**
HIGH SCHOOL **Round Rock**


BATS **RIGHT** THROWS **RIGHT** HEIGHT **6'1"** WEIGHT **175**

CAREER STATISTICS

Year	Avg	GP	GS	AB	R	H	2B	3B	HR	RBI	TB	SLG%	BB	HBP	SO	GDP	OB%	SF	SH	SB	ATT	PO	A	E	FLD%
2017	.276	48	39	145	24	40	7	1	1	19	52	.359	20	0	25	1	.359	2	3	2	3	72	2	3	.961
2018	.219	34	20	73	13	16	3	0	1	13	22	.301	12	4	18	2	.352	2	3	3	3	43	3	0	1.000
2019	.256	52	51	195	35	50	10	2	3	38	73	.374	26	1	23	6	.344	2	5	7	9	88	2	4	.957
2020	.308	3	3	13	2	4	1	0	0	1	5	.385	2	0	1	1	.400	0	0	1	1	3	0	0	1.000
TOTAL	.258	137	113	426	74	110	21	3	5	71	152	.357	60	5	67	10	.352	6	11	13	16	206	7	7	.968

CAREER HIGHS

Hits: 5, at TCU, May 05, 2017
Doubles: 2, Texas A&M, Apr 02, 2019 ; Richmond, Mar 07, 2017 ; at TCU, Mar 23, 2019
Triples: 1, Kansas State, Apr 13, 2019 ; Purdue, Feb 22, 2019 ; at Stanford, Mar 04, 2017
Home runs: 1, 5 times
Total bases: 8, at TCU, May 05, 2017
RBI: 3, 6 times
Runs scored: 3, Texas A&M - CC, Mar 08, 2017 ; at TCU, May 05, 2017
Walks: 3, LSU, Mar 01, 2019 ; at Kansas State, Mar 29, 2018
Hit by pitch: 2, TCU, May 17, 2018
Struck out: 3, at Oklahoma, Apr 15, 2018 ; at LSU, Feb 23, 2018
Sac flies: 1, 6 times
Sac bunts: 1, 11 times
At bats: 6, at Louisiana, Feb 16, 2019 ; Kansas, Mar 16, 2018 ; at TCU, May 05, 2017
Stolen bases: 2, at Rice, Feb 19, 2019
Caught stealing: 1, New Orleans, Apr 22, 2017 ; at Louisiana, Feb 15, 2019 ; at TCU, Mar 22, 2019
Field chances: 6, UCLA, Mar 10, 2017
Putouts: 6, UCLA, Mar 10, 2017
Assists: 1, 6 times



INFIELDER
ZACH ZUBIA 52

CLASS **R-Junior**
HOMETOWN **Richmond, Texas**
HIGH SCHOOL **Strake Jesuit**

BATS **RIGHT** THROWS **RIGHT** HEIGHT **6'4"** WEIGHT **240**

CAREER STATISTICS

Year	Avg	GP	GS	AB	R	H	2B	3B	HR	RBI	TB	SLG%	BB	HBP	SO	GDP	OB%	SF	SH	SB	ATT	PO	A	E	FLD%
2018	.275	65	59	222	30	61	14	1	11	45	110	.495	46	5	66	4	.407	2	0	1	1	1	0	0	1.000
2019	.252	53	47	163	17	41	10	0	5	35	66	.405	38	1	43	5	.385	6	0	0	0	37	1	1	.974
2020	.300	3	3	10	2	3	2	0	1	6	8	.800	1	0	2	0	.308	2	0	0	0	20	1	1	.955
TOTAL	.266	121	109	395	49	105	26	1	17	86	184	.466	85	6	111	9	.395	10	0	1	1	58	2	2	.968

CAREER HIGHS

Hits: 4, Kansas, Mar 16, 2018
Doubles: 2, New Orleans, Apr 21, 2018 ; at Rice, Feb 16, 2020 ; Sam Houston State, Feb 26, 2019
Triples: 1, Lamar, Feb 21, 2018
Home runs: 2, at LSU, Feb 24, 2018
Total bases: 8, at LSU, Feb 24, 2018
RBI: 6, Kansas State, Apr 13, 2019
Runs scored: 2, 9 times
Walks: 3, at Texas A&M, Apr 10, 2018 ; LSU, Mar 02, 2019 ; Texas State, May 01, 2018
Hit by pitch: 1, 6 times
Struck out: 3, at LSU, Feb 23, 2018 ; Kansas, Mar 17, 2018 ; Kansas, Mar 18, 2018
Sac flies: 1, 10 times
At bats: 5, 14 times
Stolen bases: 1, at Kansas State, Mar 29, 2018
Field chances: 12, Kansas State, Apr 12, 2019 ; at A&M-Corpus Christi, Apr 30, 2019
Putouts: 12, Kansas State, Apr 12, 2019
Assists: 1, at Rice, Feb 16, 2020 ; Purdue, Feb 23, 2019



RIGHT-HANDED PITCHER

DONNY DIAZ 19

CLASS **R-Senior**
 HOMETOWN **Kingsville, Texas**
 PREVIOUS **San Jacinto**
 HIGH SCHOOL **King**

CAREER HIGHS

Innings pitched: 2.0, Texas A&M, Apr 02, 2019 ; at Rice, Feb 19, 2019 ; Arkansas, Mar 19, 2019
 Walks allowed: 3, at Stanford, Mar 10, 2019
 Strikeouts: 4, Arkansas, Mar 19, 2019
 Batters faced: 12, Arkansas, Mar 19, 2019
 Field chances: 1, at Rice, Feb 19, 2019 ; Purdue, Feb 23, 2019
 Putouts: 1, Purdue, Feb 23, 2019
 Assists: 1, at Rice, Feb 19, 2019

CAREER STATISTICS

Year	ERA	W	L	App	GS	CG	SHO	CBO	SV	IP	H	R	ER	BB	SO	2B	3B	HR	BF	B/Avg	WP	HBP	BK	SFA	SHA
2019	5.14	0	1	12	0	0	0	0	1	14.0	11	10	8	16	17	3	0	0	70	.212	4	1	1	1	0
2020	0.00	0	0	2	0	0	0	0	2	2.0	0	0	0	1	3	0	0	0	7	.000	0	0	0	0	0
TOTAL	4.50	0	1	14	0	0	0	0	3	16.0	11	10	8	17	20	3	0	0	77	.190	4	1	1	1	0



RHP/INFIELDER

ANDRE DUPLANTIER II 17

CLASS **Freshman**
 HOMETOWN **Humble, Texas**
 HIGH SCHOOL **Summer Creek**

CAREER HIGHS

Innings pitched: 1.0, at Rice, Feb 15, 2020 ; at Rice, Feb 16, 2020
 Walks allowed: 1, at Rice, Feb 16, 2020
 Strikeouts: 1, at Rice, Feb 15, 2020
 Batters faced: 4, at Rice, Feb 16, 2020

CAREER STATISTICS

Year	ERA	W	L	App	GS	CG	SHO	CBO	SV	IP	H	R	ER	BB	SO	2B	3B	HR	BF	B/Avg	WP	HBP	BK	SFA	SHA
2020	0.00	0	0	2	0	0	0	1	0	2.0	0	0	0	1	1	0	0	0	7	.000	0	0	0	0	0
TOTAL	0.00	0	0	2	0	0	0	1	0	2.0	0	0	0	1	1	0	0	0	7	.000	0	0	0	0	0



RHP/OUTFIELDER

KAMRON FIELDS 8

CLASS **Junior**
 HOMETOWN **Garland, Texas**
 HIGH SCHOOL **Lakeview Centennial**

CAREER HIGHS

Innings pitched: 3.1, TCU, May 19, 2018
 Walks allowed: 3, vs Texas Southern, Apr 18, 2018 ; at Kansas State, Mar 30, 2018
 Strikeouts: 5, Texas Tech, Mar 15, 2019
 Batters faced: 14, at Oklahoma State, Apr 20, 2019
 Field chances: 5, at Louisiana, Feb 17, 2019
 Putouts: 5, at Louisiana, Feb 17, 2019
 Assists: 1, 4 times
 Runners CS: 1, at Oklahoma State, Apr 20, 2019

CAREER STATISTICS

Year	ERA	W	L	App	GS	CG	SHO	CBO	SV	IP	H	R	ER	BB	SO	2B	3B	HR	BF	B/Avg	WP	HBP	BK	SFA	SHA
2018	1.82	1	0	15	2	0	0	1	0	24.2	19	6	5	22	19	1	1	0	111	.218	4	0	1	0	2
2019	4.26	1	2	20	0	0	0	3	3	25.1	18	14	12	16	36	7	0	1	115	.194	13	5	1	0	1
2020	9.00	0	0	1	0	0	0	0	0	1.0	2	1	1	1	1	0	0	1	6	.400	0	0	0	0	0
TOTAL	3.18	2	2	36	2	0	0	4	3	51.0	39	21	18	39	56	8	1	2	232	.211	17	5	2	0	3



LEFT-HANDED PITCHER

PETE HANSEN 33


CLASS **Freshman**
 HOMETOWN **El Dorado Hills, Calif.**
 HIGH SCHOOL **Oak Ridge**

CAREER HIGHS

Innings pitched: 2.0, at Rice, Feb 15, 2020
 Strikeouts: 2, at Rice, Feb 15, 2020
 Batters faced: 7, at Rice, Feb 15, 2020

CAREER STATISTICS

Year	ERA	W	L	App	GS	CG	SHO	CBO	SV	IP	H	R	ER	BB	SO	2B	3B	HR	BF	B/Avg	WP	HBP	BK	SFA	SHA
2020	0.00	0	0	1	0	0	0	1	0	2.0	1	0	0	0	2	0	0	0	7	.143	0	0	0	0	0
TOTAL	0.00	0	0	1	0	0	0	1	0	2.0	1	0	0	0	2	0	0	0	7	.143	0	0	0	0	0



RIGHT-HANDED PITCHER DAWSON MERRYMAN 42

CLASS **Sophomore**
HOMETOWN **Greenwood, Texas**
PREVIOUS **Midland**
HIGH SCHOOL **Greenwood**

CAREER HIGHS

Innings pitched: 1.0, at Rice, Feb 16, 2020
Walks allowed: 1, at Rice, Feb 16, 2020
Strikeouts: 1, at Rice, Feb 16, 2020
Batters faced: 5, at Rice, Feb 16, 2020
Field chances: 1, at Rice, Feb 16, 2020
Assists: 1, at Rice, Feb 16, 2020

CAREER STATISTICS

Year	ERA	W	L	App	GS	CG	SHO	CBO	SV	IP	H	R	ER	BB	SO	2B	3B	HR	BF	B/Avg	WP	HBP	BK	SFA	SHA
2020	18.00	0	0	1	0	0	0	0	0	1.0	2	2	2	1	1	0	0	1	5	.500	0	0	0	0	0
TOTAL	18.00	0	0	1	0	0	0	0	0	1.0	2	2	2	1	1	0	0	1	5	.500	0	0	0	0	0



RIGHT-HANDED PITCHER COLE QUINTANILLA 34


CLASS **R-Sophomore**
HOMETOWN **Cedar Park, Texas**
HIGH SCHOOL **Cedar Park**

CAREER HIGHS

Innings pitched: 3.0, LSU, Mar 02, 2019 ; Arkansas, Mar 20, 2019
Walks allowed: 2, at Baylor, Apr 05, 2019 ; at Kansas, May 05, 2019
Strikeouts: 7, LSU, Mar 02, 2019
Batters faced: 11, at Louisiana, Feb 16, 2019 ; Texas Tech, Mar 16, 2019
Field chances: 2, Kansas State, Apr 14, 2019 ; Purdue, Feb 22, 2019 ; Arkansas, Mar 20, 2019
Putouts: 1, Kansas State, Apr 14, 2019 ; Arkansas, Mar 20, 2019 ; at TCU, Mar 24, 2019
Assists: 2, Purdue, Feb 22, 2019
Runners CS: 1, Kansas State, Apr 14, 2019 ; Arkansas, Mar 20, 2019

CAREER STATISTICS

Year	ERA	W	L	App	GS	CG	SHO	CBO	SV	IP	H	R	ER	BB	SO	2B	3B	HR	BF	B/Avg	WP	HBP	BK	SFA	SHA
2019	4.05	2	1	22	0	0	0	2	5	33.1	30	17	15	9	44	5	0	2	139	.250	2	3	3	5	2
2020	5.40	0	0	1	0	0	0	0	0	1.2	3	1	1	0	3	0	1	0	9	.375	1	1	0	0	0
TOTAL	4.11	2	1	23	0	0	0	2	5	35.0	33	18	16	9	47	5	1	2	148	.258	3	4	3	5	2



RIGHT-HANDED PITCHER TRISTAN STEVENS 35

CLASS **R-Junior**
HOMETOWN **Springfield, Mo.**
PREVIOUS **MCC-Maple Woods**
HIGH SCHOOL **Kickapoo**

CAREER HIGHS

Innings pitched: 2.1, Kansas State, Apr 14, 2019 ; Oklahoma, May 17, 2019
Walks allowed: 2, 6 times
Strikeouts: 4, Kansas State, Apr 14, 2019
Batters faced: 12, Oklahoma, May 17, 2019
Field chances: 1, 8 times
Putouts: 1, UT Rio Grande Valley, Apr 17, 2018
Assists: 1, 7 times
Runners CS: 1, at Oklahoma State, Apr 20, 2019

CAREER STATISTICS

Year	ERA	W	L	App	GS	CG	SHO	CBO	SV	IP	H	R	ER	BB	SO	2B	3B	HR	BF	B/Avg	WP	HBP	BK	SFA	SHA
2018	3.86	0	0	2	2	0	0	0	0	2.1	3	1	1	2	0	0	0	0	12	.375	0	2	0	0	0
2019	5.31	3	2	23	0	0	0	2	0	20.1	16	14	12	17	20	2	0	1	100	.205	2	2	0	1	2
2020	0.00	1	0	2	0	0	0	0	0	1.0	0	0	0	1	1	0	0	0	4	.000	0	0	0	0	0
TOTAL	4.94	4	2	27	2	0	0	2	0	23.2	19	15	13	20	21	2	0	1	116	.213	2	4	0	1	2

