



TEXAS BASEBALL GAME NOTES

SIX-TIME NATIONAL CHAMPIONS | 1949 1950 1975 1983 2002 2005

CONTACT: Kevin Rodriguez (KRod@utexas.edu | 817-528-7402)

2019 SCHEDULE & RESULTS

FEBRUARY

15	at Louisiana	W, 3-1 (10)
16	at Louisiana	W, 6-5
17	at Louisiana	L, 8-6
19	at Rice	W, 11-4
22	PURDUE	W, 7-2
23	PURDUE	W, 13-6
23	PURDUE	L, 4-0
24	PURDUE	W, 3-0
26	SAM HOUSTON STATE	W, 10-3
27	UTSA	L, 10-7

MARCH

1	#2 LSU	W, 8-1
2	#2 LSU	W, 8-4
3	#2 LSU	W, 7-6
5	UTRGV	W, 4-3
7	at #6 Stanford	W, 4-0
8	at #6 Stanford	L, 8-1
9	at #6 Stanford	L, 4-2
10	at #6 Stanford	L, 9-0 (7)
12	TEXAS SOUTHERN	W, 17-3 (7)
15	#11 TEXAS TECH*	W, 4-3
16	#11 TEXAS TECH*	L, 3-0
17	#11 TEXAS TECH*	W, 4-3
19	#11 ARKANSAS	L, 11-4
20	#11 ARKANSAS	W, 7-6
22	at #22 TCU*	L, 3-2
23	at #22 TCU*	W, 13-1
24	at #22 TCU*	L, 12-8
26	at Incarnate Word^	L, 3-2
29	XAVIER	W, 6-5 (12)
30	XAVIER	W, 6-5
31	XAVIER	W, 6-5

APRIL

2	#9 TEXAS A&M	L, 9-6
5	at Baylor*	L, 6-5
6	at Baylor*	W, 8-6
7	at Baylor*	Canceled
9	RICE	W, 3-1
12	KANSAS STATE*	L, 6-4
13	KANSAS STATE*	W, 10-2
14	KANSAS STATE*	L, 2-0
16	LAMAR	6:30 p.m.
18	at Oklahoma State*	7 p.m.
19	at Oklahoma State*	6:35 p.m.
20	at Oklahoma State*	3 p.m.
23	at Texas State	6 p.m.
26	WEST VIRGINIA*	6:30 p.m.
27	WEST VIRGINIA*	2:30 p.m.
28	WEST VIRGINIA*	12 p.m.
30	at TEXAS A&M-CC&	6:35 p.m.

MAY

3	at Kansas*	6 p.m.
4	at Kansas*	2 p.m.
5	at Kansas*	1 p.m.
7	TEXAS STATE	6:30 p.m.
14	INCARNATE WORD	6:30 p.m.
16	OKLAHOMA*	6:30 p.m.
17	OKLAHOMA*	6:30 p.m.
18	OKLAHOMA*	2:30 p.m.

All times Central. Home games in **BOLD**.
*Big 12 Conference Game.
&at Whataburger Field | ^at Nelson Wolff Stadium

APRIL 16, 2019 | GAME NOTES vs. LAMAR | UFCU DISCH-FALK FIELD



TEXAS LONGHORNS

RECORD.....23-15 (5-6 Big 12)
RANKING D1 BASEBALLNR
HEAD COACH.....David Pierce (Houston '88)
CAREER RECORD.....301-171 (8th season)
RECORD @ TEXAS.....104-62 (3rd season)



LAMAR CARDINALS

RECORD.....13-23 (5-13 Southland)
RANKING D1 BASEBALLNR
HEAD COACH.....Will Davis (LSU '07)
CAREER RECORD.....65-84 (3rd season)
RECORD @ LAMAR.....65-84 (3rd season)

PROBABLE PITCHERS

TUESDAY—Texas Sr. RHP Matteo Bocchi (1-0, 2.29) vs. Lamar R-Jr. RHP Erik Key (0-0, 14.54)

SERIES BY THE NUMBERS

TEXAS	OFFENSE	LAMAR	TEXAS	PITCHING/DEFENSE	LAMAR
.249	Batting Avg.....	.260	3.77	ERA.....	5.52
.362	On-Base Pct.....	.340	334.1	Innings Pitched.....	295.0
.348	Slugging Pct.....	.396	0	Complete Games.....	0
55	Doubles.....	58	12	Saves.....	5
7	Triples.....	10	2.00	Strikeout/Walk Ratio.....	1.99
17	Home Runs.....	25	.234	Opponent Batting Avg.....	.263
199	Walks.....	130	45	Errors.....	42
36-43	Stolen Bases-Att.....	33-40	25	Double Plays.....	19

ALL-TIME SERIES UT leads, 33-7 | **LAST MEETING:** Texas won, 7-2, on 2/21/18
IN AUSTIN UT leads, 32-5 | **IN BEAUMONT** Lamar leads, 2-0 | **NEUTRAL SITE** Texas leads, 1-0 | **POSTSEASON** Texas leads, 9-1

LONGHORNS NOTES

THE MATCHUP—Texas concludes its five-game home stand with a midweek game against Lamar. The Longhorns lead the all-time series 33-7, and have won the last two games over the Cardinals. Lamar is coming off of a three-game sweep of Texas A&M-Corpus Christi and the Cardinals have a 13-23 overall record.

A LOOK AT THE LONGHORNS—The Longhorns are looking to rebound after dropping a home series to Kansas State. Texas struggled offensively in the series finale, being shutout for the fourth time this season. Zach Zubia had a big weekend at the plate, batting .455 with a double, a homer and seven RBI. His six-RBI game on Saturday is the most RBI by a Longhorn in game this season.

300—With the April 9 win over Rice, Texas head coach David Pierce recorded is 300th career win. Pierce served nine seasons as an assistant coach at Rice from 2003-11, helping lead the Owls to the 2003 National Championship and four College World Series appearances. The milestone win is the 300th for Pierce and his entire staff — Sean Allen, Philip Miller and Phil Haig — who have been together for eight seasons.

PATIENCE IS A VIRTUE—Through eight weeks of the season, the Longhorns have not produced big numbers at the plate. But what they have done is show incredible patience, with the 16th-most walks in the NCAA this season (199). Duke Ellis has been one of the nation's best at taking a free pass, ranking 11th in the country with 36 walks in 38 games played.

YOUNG GUNS—Head Coach David Pierce's 2019 pitching staff is likely the youngest he has ever head, featuring seven freshmen (one redshirt) and five sophomores (one redshirt). All 12 of the underclassmen pitchers have been called upon several times this season and seven of Texas' nine pitchers to have started a game are underclassmen. The true freshmen have accounted for 98 1/3 innings pitched and 16 starts, while the underclassmen as a whole have logged 241 innings out of the team's 334 1/3 total innings pitched.

EFFECTIVELY WILD—The Longhorns' young pitching staff has been known to be wild this season, with 157 walks and 47 wild pitches. However, opponents are only batting .234 against Texas pitching this season. The Longhorns have had two games in which they struck out 14 batters. On the other side, Texas pitching walked 10 in a game against UTSA and there have been three games that saw Longhorn pitchers throw four wild pitches.

WILDLY EFFECTIVE—The Longhorns' weekend rotation is anchored by two pitchers who have arguably been the most consistent arms on the staff. Bryce Elder has been outstanding, with a 2.93 ERA and a team-high 52 strikeouts in 55 1/3 innings pitched. Blair Henley started slow but with his last seven starts, has lowered his ERA to 3.52. He is second on the team with 42 strikeouts in 53 2/3 innings pitched.

NEXT UP—Texas heads back on the road for a three-game Big 12 Conference series at Oklahoma State that runs from Thursday to Saturday.

ON AIR

TV Longhorn Network
 Lowell Galindo
 Keith Moreland
 Greg Swindell



LIVESTREAM WatchESPN

RADIO Longhorn IMG Radio | 104.9 FM/1260 AM

Craig Way
 Quan Cosby

LIVESTATS sidearmstats.com/texas/baseball

2018 BIG 12 CONFERENCE STANDINGS

	BIG 12	PCT.	OVERALL	PCT.
Baylor	8-3	.727	24-10	.706
Oklahoma State	7-5	.583	21-13	.618
TCU	5-4	.556	22-12	.647
Texas Tech	6-6	.500	23-11	.676
Oklahoma	6-6	.500	25-12	.676
West Virginia	6-6	.500	22-13	.629
Texas	5-6	.455	23-15	.605
Kansas	4-8	.333	19-16	.543
Kansas State	3-6	.333	16-21	.432

QUICK FACTS

UNIVERSITY & ATHLETICS

SCHOOL.....	The University of Texas
CITY, STATE	Austin, TX
FOUNDED.....	1883
ENROLLMENT.....	51,334 (40,170 undergraduate)
NICKNAME.....	Longhorns
SCHOOL COLORS ...	Burnt Orange & White (Pantone 159)
HOME FIELD (CAPACITY) ...	UFCU Disch-Falk Field (7,373)
SURFACE	FieldTurf
DIMENSIONS	LF-340', CF-400', RF-325', LCF-370', RCF-365'
AFFILIATION.....	NCAA Division I
CONFERENCE.....	Big 12 Conference
PRESIDENT.....	Gregory L. Fennes
VICE PRESIDENT & ATHLETICS DIRECTOR...	Chris Del Conte
ATHLETIC DEPT. PHONE.....	(512) 471-6036
TICKET OFFICE PHONE.....	(512) 471-3333

BASEBALL HISTORY

FIRST YEAR OF BASEBALL.....	1895
ALL-TIME COLLEGIATE RECORD...	3,411-1,194-28 (.739)
ALL-TIME OVERALL RECORD	3,581-1,342-32 (.726)
ALL-TIME CONFERENCE RECORD	1,410-542-13 (.721)
COLLEGE WORLD SERIES APPEARANCES/LAST	36/2018
NCAA REGIONAL APPEARANCES/LAST	59/2018
SUPER REGIONAL APPEARANCES/LAST	10/2018

COACHES & SUPPORT STAFF

HEAD COACH.....	David Pierce
ALMA MATER, YEAR.....	Houston '88
RECORD AT TEXAS/YEARS.....	104-62 (.627)/3
CAREER RECORD/YEARS.....	301-171 (.638)/8
BASEBALL OFFICE PHONE.....	(512) 471-5732
BASEBALL OFFICE FAX.....	(512) 471-5516
ASSISTANT COACH.....	Sean Allen
ALMA MATER, YEAR.....	Houston '01
ASSISTANT COACH.....	Philip Miller
ALMA MATER, YEAR.....	Northwestern State '05; SHSU '10
VOLUNTEER ASSISTANT COACH.....	Phil Haig
DIR. OF BASEBALL OPERATIONS.....	Drew Bishop
DIR. OF PLAYER DEVELOPMENT.....	Carli Todd
VIDEO COORDINATOR.....	James Snikeris
BASEBALL ACADEMIC COUNSELOR.....	Kat Hastings
BASEBALL ADMINISTRATIVE ASSOCIATE ...	Heather Vacek
BASEBALL ATHLETIC TRAINER.....	Michael West
BASEBALL STRENGTH COACH.....	Stephen Whalen
BASEBALL EQUIPMENT MANAGER.....	Vince Alcazar
BASEBALL DIETITIAN.....	Katie McInnis

OTHER MEDIA INFORMATION

WEBSITE.....	TEXASSPORTS.COM
BASEBALL TWITTER.....	@TEXASBASEBALL
BASEBALL INSTAGRAM	@TEXASBASEBALL
RADIO STATION.....	104.9 THE HORN/AM 1260
CONTACT/PLAY-BY-PLAY.....	Craig Way
ADDRESS.....	705 North Lamar, Austin, TX 78703
PHONE/FAX.....	(512) 684-7434 / (512) 473-2233

LONGHORNS NOTES

PACKING THE HOUSE—This season Texas has set and reset attendance records at UFCU Disch-Falk Field. Longhorn fans showed up in droves to see Texas host Texas A&M on April 2, establishing a new regular season record crowd of 7,952. The April 2 crowd topped the previous regular season record of 7,879, set earlier in the season against Texas Tech (3/16). The total attendances for the three-game series against LSU (22,434) and Texas Tech (22,729) are also program records. Texas ranks fifth in the country, and first in the Big 12, in total attendance (144,489) and fifth nationally in average attendance (6,020) this season.

RANKED—Texas remains in the national rankings heading into the 10th week of the season. The Longhorns' rankings are: D1Baseball (NR), Baseball America (#20), NCBWA (#25), USA Today Coaches Poll (#25) and Collegiate Baseball (NR).

WEEKLY AWARD WINNERS—Five Texas players have received weekly awards from the Big 12 Conference this season, including a pair of multiple-time honorees – Bryce Elder (Pitcher, Feb. 18), Coy Cobb (Newcomer, Feb. 25), Austin Todd (Player, March 4), Eric Kennedy (Newcomer, March 4), Masen Hibbeler (Player, March 18), Bryce Elder (Pitcher, March 25) and Eric Kennedy (Player, March 25).

MARCH MADNESS—During the month of March the Longhorns tested themselves against some of the best teams in the country, playing 15 games against nationally ranked teams. The Longhorns swept LSU, won the series over Texas Tech, dropped series on the road at Stanford and TCU and split a pair of midweek games against Arkansas. Texas finished the month of March with a 13-8 record that included eight wins over ranked teams.

PIERCE TO THE POSTSEASON—Head Coach David Pierce has reached the NCAA postseason in each of his seven seasons as a head coach at Texas, Tulane, and Sam Houston State. Last season marked the skipper's first trip to the College World Series as a head coach. Pierce advanced to the College World Series four times as an assistant coach at Rice, including winning the 2003 National Championship.

PRO PARKS—Texas plays a pair of regular season games in professional ballparks this season. The Longhorns played Incarnate Word at Nelson Wolff Stadium, home of the Triple-A San Antonio Missions, on March 26. Texas plays at Whataburger Field, home of the Double-A Corpus Christi Hooks, against Texas A&M-Corpus Christi on April 30. Also for the 19th time, the Phillips 66 Big 12 Championship will be played in Oklahoma City. The Chickasaw Bricktown Ballpark, home of the Triple-A Oklahoma City Dodgers, plays host to the event.

DRAFTED—Texas saw five players selected in the 2018 Major League Baseball Draft: INF Kody Clemens (Tigers, 3rd round, No. 79), RHP Nolan Kingham (Braves, 12th round, No. 354), RHP Chase Shugart (Red Sox, 12th round, No. 370), LHP Josh Sawyer (Cubs, 16th round, No. 488) and INF Andy McGuire (Blue Jays, 28th round, No. 836).

WATCH 'EM—All but one Texas home game will be broadcast on Longhorn Network this season. The team of Lowell Galindo, Keith Moreland, and Greg Swindell will return to the booth to call the action.

HEAR 'EM—In partnership with IMG-College, Texas games will be broadcast on the Austin Radio Network, primarily on 104.9 The Horn and AM 1260. Craig Way handles primary play-by-play duties alongside Roger Wallace and Quan Cosby.

PROBABLE LINEUP

PROBABLE STARTERS

No.	Name, Yr.	GP-GS	Avg	AB	R	H	2B	3B	HR	RBI	BB	SO	OPS	SB-ATT
6	C Michael McCann, R-Sr.	35-31	.198	96	17	19	5	0	1	15	12	26	.592	1-1
4	1B Tate Shaw, R-Sr.	33-28	.239	92	14	22	5	0	1	23	15	27	.695	5-6
28	2B Lance Ford, Fr.	32-26	.258	89	16	23	3	0	0	8	14	18	.660	1-2
7	SS Masen Hibbeler, Sr.	37-33	.237	118	22	28	1	0	1	13	17	24	.600	3-4
5	3B Ryan Reynolds, Jr.	38-38	.269	134	17	36	9	0	1	17	18	18	.742	0-2
30	LF Eric Kennedy, Fr.	34-32	.286	126	31	36	5	3	2	21	17	13	.796	6-6
11	CF Duke Ellis, Jr.	38-37	.250	132	34	33	5	1	1	11	36	42	.741	10-10
44	RF Austin Todd, Jr.	37-36	.275	138	25	38	8	2	3	32	20	15	.792	6-8
52	DH Zach Zubia, R-So.	38-33	.250	116	12	29	7	0	4	25	27	31	.799	0-0

STARTING PITCHERS

No.	Name, Yr.	GP-GS	W-L	ERA	IP	H	R	ER	BB	K	HR	WP/HB	WHIP	BAA
33	RH Matteo Bocchi, Sr.	10-1	1-0	2.29	19.2	14	7	5	7	14	0	2/2	1.17	.197

TEXAS BY THE NUMBERS

	LAST HR	OFF	MOST HITS, GAME ('19)	MOST RBI, GAME ('19)
Bertelson	-	-	2, 2x-last 4/13 vs. Kansas Staet	2, 2/23 vs. Purdue (G1)
Burbank	-	-	-	-
Ellis	3/1/19 vs. LSU	Hess	2, 9x-last, 4/5 at Baylor	3, 3/29 vs. Xavier
Fields	-	-	1, 2x-last, 3/12 vs. Texas Southern	-
Ford	-	-	2, 8x-last 4/9 vs. Rice	4, 4/6 at Baylor
Geib	-	-	2, 4/6/ at Baylor	-
Hibbeler	4/5/19 at Baylor	Winston	4, 3/12 vs. Texas Southern	3, 3/17 vs. Texas Tech
Kennedy	2/23/19 vs. Purdue (G1)	Beard	4, 2x-last 3/24 at TCU	3, 4x-last 3/23 at TCU
McCann	4/2/19 vs. Texas A&M	Jozwiak	2, 3x-last 3/22 at TCU	3, 2x-last 4/2 vs. Texas A&M
Peter	3/19/19 vs. Arkansas	Wicklander	2, 3/12 vs. Texas Southern	5, 3/12 vs. Texas Southern
Petrinsky	6/11/18 vs. Tennessee Tech	Hursey	2, 2x-last 2/22 vs. Purdue	3, 2/19/19 at Rice
Reagan	2/23/19 vs. Purdue (G1)	Beard	2, 2x-2/23 vs. Purdue (G1)	2, 2/23 vs. Purdue (G1)
Reynolds	2/16/19 at Louisiana	Cooke	3, 3x-last 3/12 vs. Texas Southern	2, 4x-last 3/29 vs. Xavier
Roberts	-	-	-	-
Shaw	2/28/19 vs. UTSA	Daughety	3, 3/30 vs. Xavier	3, 3/31 vs. Xavier
Smith	-	-	-	-
Todd	4/6/19 at Baylor	Walker	3, 2x-last 3/23 at TCU	3, 4x-last 4/2/19 vs. Texas A&M
Zubia	4/13/19 vs. Kansas State	Ford	3, 2/26 vs. Sam Houston State	6, 4/13 vs. Kansas State

2019 W-L BY POSITION (STARTS)									
	C	1B	2B	3B	SS	LF	CF	RF	DH
Bertelson		4-4							
Ellis							22-14	0-1	
Fields						0-1	1-0		1-0
Ford			14-12						
Geib									1-2
Hibbeler			9-3		10-11				
Kennedy						20-10	0-1		0-1
McCann	20-11								
Peter	3-4								
Petrinsky		6-2							2-0
Reagan					12-4				
Reynolds				23-15					
Shaw		13-7				3-4		1-0	
Smith					1-0				
Todd								22-14	
Zubia		0-2							19-12

2019 W-L BY BATTING ORDER (STARTS)									
	1	2	3	4	5	6	7	8	9
Bertelson					1-1		1-2	2-1	
Ellis	21-13	1-2							
Fields	1-0	0-1							1-0
Ford		3-1			1-1		1-0	3-3	4-5
Geib						0-1	1-1		
Hibbeler	1-2	0-1		1-0	2-1	6-2	5-6	4-2	
Kennedy		18-10	1-0	1-2					
McCann							5-1	11-6	4-4
Peter							1-0	1-0	1-4
Petrinsky			0-1	4-0	4-1				
Reagan							0-1	0-1	12-2
Reynolds			1-0	2-1	10-8	8-5	2-1		
Shaw					3-1	6-5	6-3	2-2	
Smith									1-0
Todd		1-0	21-14						
Zubia				15-12	2-2	1-0	1-0		

2019 RUNS SCORED BY INNING											
	1	2	3	4	5	6	7	8	9	10+	Total
Texas	19	37	27	15	25	36	26	10	14	6	215
Opponents	17	24	23	19	28	14	9	14	22	3	173

2019 TEXAS BY THE NUMBERS											
Current streak: L1				Ahead after 6-7-8: 18-1/19-1/18-1				Hit homer: 9-5			
Current record: 23-15				Behind after 6-7-8: 3-11/2-9/1-11				Homer with men on: 7-5			
Home/Road/Neutral: 17-7/6-8/0-0				Tied after 6-7-8: 2-3/1-4/3-2				Hit multiple homers: 1-1			
Day/Night: 11-7/12-8				1-run games: 9-3				Score first: 11-6			
Big 12 record: 5-6				2-run games: 3-4				Score 5 or more: 16-5			
Series W-L-T (home): 4-1-0				Extra innings: 2-0				Score less than 5: 7-10			
Series W-L-T (road): 1-2-1				Collect 10 or more hits: 9-2				Outhit opponents: 14-2			
vs. LH/RH starters: 7-8/16-7				Opp. 10 or more hits: 1-4				Outhit by opponents: 7-13			
White/Orange/Gray/Cream/Pin: 4-2/4-6/3-4/8-2/4-1				Come-from-behind wins: 14				Opp. come-from-behind wins: 6			

2019 MISCELLANEOUS											
Game-Tying & Go-Ahead RBI: Todd (7), Ellis (6), Shaw (6), Hibbeler (4), Kennedy (3), Zubia (3), McCann (2), Reynolds (3), Ford (2), Bertelson (1), Petrinsky (1), Reagan (1)				Batted Around (10): 2/23 G1 vs. Purdue (2nd inn.); 2/27 vs. SHSU (5th inn.); 3/1 vs. LSU (7th inn.); 3/2 vs. LSU (2nd inn.); 3/12 vs. Texas Southern (2nd inn.); 3/12 vs. Texas Southern (6th inn.); 4/13 vs. Kansas State (2nd inn.)							
2-Out RBI: Todd (14), Zubia (14), Shaw (12), Reynolds (11), Hibbeler (8), Kennedy (7), Ford (5), McCann (4), Petrinsky (3), Peter (3), Ellis (1), Reagan (1)				Weekly Awards: Bryce Elder (2/18, Big 12 Pitcher), Coy Cobb (2/25, Big 12 Co-Newcomer), Austin Todd (3/4, Big 12 Player), Eric Kennedy (3/4, Big 12 Newcomer), Masen Hibbeler (3/18, Big 12 Player), Bryce Elder (3/25, Pitcher), Eric Kennedy (3/25, Player)							
Bunt Singles: Kennedy (5), Todd (3), McCann (2), Ellis (1), Ford (1), Shaw (1)											
OF Assists: Ellis (3), Todd (2), Kennedy (2)											

2019 TEXAS PITCHING BY THE NUMBERS									
	W-L-S	G	ERA	IP	H	ER	BB	SO	HR
Totals	23-15-12	38	3.77	334.1	291	140	157	314	14
Big 12	5-6-3	11	4.30	96.1	95	46	43	84	8
Starters	10-9-0	38	3.69	180.2	177	74	67	147	9
Relievers	13-6-12	38	3.87	153.2	114	66	90	167	5
Home	17-7-9	24	3.44	217.0	177	83	100	205	8
Road	6-8-3	14	4.37	117.1	114	57	57	109	6
Neutral	-	-	-	-	-	-	-	-	-
February	7-3-3	10	3.00	90.0	68	30	35	81	0
March	13-8-7	21	3.96	182.0	159	80	103	179	9
April	3-4-2	7	4.33	62.1	64	30	19	54	5

2019 CATCHERS				
	PB	FLD%	CS-ATT.	CS%
McCann	9	.996	15-43	34.9%
Peter	1	.986	4-16	25%
Totals	10	.993	19-59	32.2%

2019 HOME RUNS					
	1R	2R	3R	SLAM	TOTAL
Zubia	2	1	-	1	4
Todd	-	3	-	-	3
Kennedy	-	1	1	-	2
Peter	-	1	1	-	2
Hibbeler	-	1	-	-	1
McCann	-	-	1	-	1
Ellis	-	1	-	-	1
Reagan	-	1	-	-	1
Reynolds	1	-	-	-	1
Shaw	-	1	-	-	1
Totals	3	11	2	1	17

2019 SEASON HIGHS	
TEAM BATTING	
Longest win streak	5, 3/1-3/7
Longest loss streak	3, 3/8-10
Most runs, game, UT	17, 3/12 vs. TSU
Most runs, game, Opp	12, 3/24 at TCU
Most runs, inn, UT	7, 3x-last 4/13 vs. Kansas State
Most runs, inn, Opp	8, 2x-last 3/10 at Stanford
Most hits, game, UT	18, 3/12 vs. Texas Southern
Most hits, game, Opp	15, 3/24 at TCU
Fewest hits, game, UT	1, 3x-last 3/16 vs. Texas Tech
Fewest hits, game, Opp	3, 2/24 vs. Purdue (G2)
Most 2B, game, UT	5, 2/23 vs. Purdue (G1)
Most 2B, game, Opp	5, 2/17 at Louisiana
Most HR, game, UT	3, 2/23 vs. Purdue (G1)
Most HR, game, Opp	4, 3/24 at TCU
Most XBH, game, UT	8, 2/23 vs. Purdue (G1)
Most XBH, game, Opp	6, 3/24 at TCU
Most SB, game, UT	5, 3/5 vs. UTRGV
Most SB, game, Opp	5, 2/17 at Louisiana
Most walks, game, UT	14, 3/20 vs. Arkansas
Most strikeouts, game, UT	12, 3/23 at TCU
Most LOB, game, UT	16, 3/20 vs. Arkansas
Most LOB, game, Opp	12, 3/17 vs. Texas Tech
Most errors, game, UT	4, 4x-last 3/9 at Stanford
Most errors, game, Opp	4, 3/24 at TCU
Longest game, time	3:53, 3/20 vs. Arkansas
Longest game, time, 9 inn.	3:53, 3/20 vs. Arkansas
Shortest game, time	2:19, 4/9 vs. Rice
Shortest game, time, 9 inn.	2:19, 4/9 vs. Rice

INDIVIDUAL BATTING	
Most runs, game, UT	3, 6x-last Kennedy, 3/23 at TCU
Most runs, game, Opp	3, Breaux, 2/17 at Louisiana
Most hits, game, UT	4, 3x-last Kennedy, 3/24 at TCU
Most hits, game, Opp	3, 13x
Most 2B, game, UT	2, 5x-last Ellis, 4/5 at Baylor
Most 2B, game, Opp	2, 3x-last, Fletcher, 3/19 vs. Arkansas
Most HR, game, UT	1, 17x
Most HR, game, Opp	1, 14x
Most RBI, game, UT	6, Zach Zubia, 4/13 vs. Kansas State
Most RBI, game, Opp	4, Christian Franklin, 3/19 vs. Arkansas
Most XBH, game, UT	2, 4x-last, Todd, 3/23 at TCU
Most XBH, game, Opp	2, 3x-last, Fletcher, 3/19 vs. Arkansas
Most steals, game, UT	2, 3x-last Ellis/Kennedy, 3/5 vs. UTRGV
Most steals, game, Opp	2, 3x-last Kinamon, 3/10 at Stanford
Hitting streak	9, Shaw

TEAM/INDIVIDUAL PITCHING	
Most strikeouts, UT starter	9, Bryce Elder, 2/15 at Louisiana
Most strikeouts, Opp starter	9, Lodolo, 3/23 at TCU
Most strikeouts, UT reliever	7, Quintanilla, 3/2 vs. LSU
Most IP, UT reliever	5.0, Meaney, 3/19 vs. Arkansas
Most walks, game, UT	5, 2x-last, Henley, 3/30 vs. Xavier
Most walks, game, Opp	7, Grammes, 3/31 vs. Xavier
Most strikeouts, team, UT	14, 2x-last, 3/29 vs. Xavier
Most walks, team, UT	10, 2/27 vs. UTSA
Low-hit game	3, 2/24 vs. Purdue
Consecutive scoreless IP, team	11, 3/24-26
Consecutive scoreless IP, UT	13.2, Madden, 2/26-3/17



HEAD COACH DAVID PIERCE 22

3rd season at Texas | 8th season as head coach

HIGH SCHOOL **St. Pius X High School**
JUNIOR COLLEGE **Wharton County Junior College**
ALMA MATER **University of Houston, 1988**

A Texas native who has spent most of his 29-year career coaching in the state, David Pierce was named head baseball coach at The University of Texas on June 29, 2016. Pierce, just the fifth Longhorn head coach since 1911 (with the exception

of the war years of 1943-45 when Blair Cherry was at the helm), is the 13th head coach in 122 years of Texas baseball.

In just his second season at the helm, Pierce was named Baseball America's National Coach of the Year after guiding the Longhorns to a 42-23 record and back to the College World Series for the first time since 2014. With a 17-7 mark in league play, Pierce, who was named the Big 12 Conference Coach of the Year, led his team to the Big 12 Conference title—the first conference title for Texas since 2011—and hosted both an NCAA Regional and an NCAA Super Regional. In the Austin Regional, the Longhorns went 3-0 with wins over Texas Southern, Texas A&M, and Indiana. In the Super Regional, Texas dropped game one to Tennessee Tech before taking games two and three to send Pierce to Omaha for the first time as head coach. The Longhorns finished ranked in the top eight in every major poll to close out the season and finished first in the nation in double plays (73) and ninth in triples (22). Under Pierce and his staff's tutelage, second baseman Kody Clemens completed one of the best offensive seasons in Texas history. A third-round draft pick by the Detroit Tigers, Clemens was named a unanimous first team All-American at second base, becoming the first to earn that honor under Pierce. Clemens, the ABCA National Player of the Year and a finalist for both the Dick Howser Trophy and the USA Baseball Golden Spikes Award, blasted 24 home runs on the year, good for second in the country and second-most in a single season in Texas Baseball history. Clemens also ranked nationally in total bases (second, 180), slugging percentage (fifth, .726), and RBI (12th, 72).

In his first season leading the Longhorns, Pierce led Texas to a 39-24 record, a 14-win improvement from the 2016 campaign. Texas came within one win of taking the Big 12 Conference tournament title before earning a No. 2 seed in the Long Beach Regional. Texas won its first two games of the regional before its season came to a close at the hands of LBSU. As a team, the Longhorns finished in the top 10 nationally in several statistical categories including double plays turned (fourth, 65), fielding percentage (fourth, .982), earned run average (ninth, 3.15), and hits allowed per nine innings (ninth, 7.60). Right-handed pitcher Morgan Cooper, a third team All-America selection, was taken in the second round of the MLB Draft, the first of 11 Longhorns to be selected in 2017, the most for any school. In Pierce's two seasons, a total of 16 Longhorns have been chosen in the draft.

The 56-year-old Pierce came to Texas from Tulane, where he spent the previous two seasons as head coach following a three-year stint at Sam Houston State in the same role. Pierce's teams have qualified for the NCAA tournament in each of his seven years as a head coach, and including his time as an assistant, Pierce has been a part of programs that have advanced to the postseason in 18 consecutive years, played in eight Super Regionals and reached five College World Series, winning a title in 2003 with Rice. He was also named an assistant coach with the 2016 U.S. Collegiate National Team.

Joining the Tulane Green Wave in 2015, the Houston native guided the school into its first season in the American Athletic Conference. His team posted a school-record nine shutouts, which ranked fourth in the nation, en route to a 35-25 record and the program's first regional appearance since 2008.

Pierce's second season at Tulane brought even more success as he led the 2016 Green Wave to a 41-21 record, a regular season AAC championship and a second-consecutive regional appearance. The 41 wins were the most for the program since 2006. The team led the nation with 13 shutouts and ranked in the top 25 in both ERA (23rd/3.24) and WHIP (25th/1.24), while belting out 66 home runs, which was tied for 13th nationally. Tulane produced two third-round picks in the 2016 Major League Baseball Draft in catcher Jake Rogers and shortstop Stephen Alemas with Rogers becoming Tulane's highest draft pick since 2008. Seven players earned All-AAC honors, including four first-team selections, while starting pitcher Ross Massey was named freshman All-America after leading the conference and tying for 18th in the nation in victories (10).

In three seasons as head coach at Sam Houston State, Pierce compiled a record of 121-63 (.658). During his tenure, the Bearkats made three straight NCAA Regional appearances for just the second time in program history. Sam Houston State was crowned Southland Conference champions in each of his three seasons (the program's only previous league title came in 1989), and Pierce was named the conference coach of the year in both 2012 and 2013. The recognition in back-to-back years made him the first Southland Conference coach to earn consecutive honors since UTSA's Sherman Corbett (2007-08).

In his first season as head coach in 2012, the Bearkats were ranked in each of the major Division I polls for the first time in program history. He was honored as an American Baseball Coaches Association (ABCA) Regional Coach of the Year that season. In 2014, his final season in Huntsville, Pierce guided SHSU to a 43-19 record, the second-highest single-season win total for the Bearkats since they joined Division I in 1987. The team ranked in the top 25 in the nation and second in the conference in both ERA (17th/2.73) and hits (25th/610). It also led the conference in scoring (5.7 rpg), home runs (31) and slugging percentage (.390).

A native of Houston, Pierce was born on October 13, 1962. He and his wife, Susan, have two children — a daughter, Chelsea, who graduated from The University of Texas in 2012 and now lives in Alaska with her husband Bryan Caffey, and a son, Shea, who completed his collegiate baseball career in 2016 at Tulane under his father.

PLAYING CAREER

1982-83	Wharton County Junior College
1984-85	Houston

COACHING CAREER

1989-90	St. Pius X High School	Head Coach
1991	Rice	Assistant Coach
1992-95	Episcopal High School	Assistant Coach
1996-01	J. Frank Dobie High School	Head Coach
2001-02	Houston	Assistant Coach
2003-11	Rice	Assistant Coach
2012-14	Sam Houston State	Head Coach
2015-16	Tulane	Head Coach
2017-present	Texas	Head Coach

YEAR-BY-YEAR COACHING RECORD

Yr.	School	Record	Pct.	Conf.	Pct.	Postseason
2012	Sam Houston	40-22	.645	24-9 (1 st)	.727	NCAA Regional
2013	Sam Houston	38-22	.633	20-7 (1 st)	.741	NCAA Regional
2014	Sam Houston	43-19	.694	22-8 (1 st)	.733	NCAA Regional
2015	Tulane	35-25	.583	13-11 (T3 rd)	.542	NCAA Regional
2016	Tulane	41-21	.661	15-7 (1 st)	.682	NCAA Regional
2017	Texas	39-24	.619	11-12 (6 th)	.478	NCAA Regional
2018	Texas	42-23	.646	17-7 (1 st)	.708	World Series
2019	Texas	23-15	.605	5-6	.454	
Total	8 seasons	301-172	.638	127-67	.655	

7 Regionals, 1 Super Regional, 1 College World Series

COACHING HONORS

2018	Baseball America National Coach of the Year
2018	Big 12 Conference Coach of the Year
2016	Assistant Coach - U.S. Collegiate National Team
2013	Southland Conference Coach of the Year
2012	Southland Conference Coach of the Year
2012	ABCA Regional Coach of the Year

COACHING STAFF



9 SEAN ALLEN
Assistant Coach
3rd Season
Houston, 2001



12 PHILIP MILLER
Assistant Coach
3rd Season
Northwestern St., 2005



15 PHIL HAIG
Volunteer Assistant
3rd Season

2019 TEXAS ROSTER

#	NAME	POS.	B/T	HT.	WT.	YR.	HOMETOWN / HIGHSCHOOL
4	Tate Shaw	OF	L/R	5-11	190	R-Sr.	Austin, Texas / Westlake
5	Ryan Reynolds	INF	S/R	6-2	215	Jr.	Sugar Land, Texas / Ouachita Christian (La.)
6	DJ Petrinsky	C	R/R	6-0	190	Sr.	Magnolia, Texas / Magnolia West / Hill
7	Masen Hibbeler	INF	R/R	6-0	185	Sr.	Cypress, Texas / Cypress Ranch / Odessa
8	Kamron Fields	RHP/OF	R/R	6-2	190	So.	Garland, Texas / Lakeview Centennial
10	Bryce Reagan	INF	S/R	6-2	190	Fr.	Amherst, N.H. / IMG Academy (Fla.)
11	Duke Ellis	OF	L/L	6-2	170	Jr.	Nacogdoches, Texas / Central Heights / Panola
13	Bryce Elder	RHP	R/R	6-2	220	So.	Decatur, Texas / Decatur
17	Nico O'Donnell	RHP	R/R	6-5	195	So.	San Antonio, Texas / Churchill
19	Donny Diaz	RHP	R/R	6-0	220	R-Jr.	Kingsville, Texas / King / San Jacinto
24	Chase Roberts	OF	L/L	5-10	185	Fr.	Kingwood, Texas / Oak Ridge
27	Blair Henley	RHP	R/R	6-3	190	Jr.	Fort Worth, Texas / Arlington Heights
28	Lance Ford	INF	L/R	5-10	175	Fr.	Kerrville, Texas / Tivy
30	Eric Kennedy	OF	L/R	5-11	195	Fr.	Tampa, Fla. / Calvary Christian
32	Ty Madden	RHP	R/R	6-3	200	Fr.	Cypress, Texas / Cypress Ranch
33	Matteo Bocchi	RHP	R/R	6-4	205	Sr.	Parma, Italy / ITE Melloni / Odessa
34	Cole Quintanilla	RHP	R/R	6-5	220	R-Fr.	Cedar Park, Texas / Cedar Park
35	Tristan Stevens	RHP	R/R	6-2	205	R-So.	Springfield, Mo. / Kickapoo
36	Turner Gauntt	C	R/R	5-10	160	R-Fr.	Houston, Texas / Episcopal
37	Matt Whelan	RHP	R/R	6-1	170	So.	Houston, Texas / Taylor
38	Jack Neely	RHP	R/R	6-9	220	Fr.	San Antonio, Texas / Churchill
39	Kolby Kubichek	RHP	R/R	6-0	170	Fr.	Bryan, Texas / Bryan
40	Michael McCann	C	R/R	5-11	205	R-Sr.	Round Rock, Texas / Cedar Ridge
41	Bryson Smith	INF	R/R	6-1	175	R-So.	Naples, Fla. / San Marino (Calif.) / Western Kentucky
43	Peter Geib	INF	R/R	6-2	210	Fr.	Houston, Texas / Episcopal
44	Austin Todd	OF	R/R	6-1	175	Jr.	Round Rock, Texas / Round Rock
45	Coy Cobb	RHP	R/R	6-4	195	Fr.	Katy, Texas / Katy
46	Brandon Ivey	LHP	L/L	6-1	185	Sr.	Houston, Texas / Concorida Lutheran / Navarro
48	Caston Peter	C	R/R	6-0	200	Fr.	Houston, Texas / Stratford
51	Owen Meaney	RHP	R/R	6-5	230	Fr.	Houston, Texas / St. Thomas
52	Zach Zubia	INF	R/R	6-4	240	R-So.	Richmond, Texas / Strake Jesuit
55	Sam Bertelson	INF	L/R	6-1	215	So.	Midland, Texas / Midland
57	Thomas Burbank	LHP/INF	L/L	6-2	200	Fr.	Beaumont, Texas / Monsignor Kelly Catholic
58	Mason Bryant	RHP	R/R	6-5	220	Fr.	Austin, Texas / McCallum

#	NAME	POS.
55	Sam Bertelson	INF
33	Matteo Bocchi	RHP
58	Mason Bryant	RHP
57	Thomas Burbank	LHP/INF
45	Coy Cobb	RHP
19	Donny Diaz	RHP
13	Bryce Elder	RHP
11	Duke Ellis	OF
8	Kamron Fields	RHP/OF
28	Lance Ford	INF
36	Turner Gauntt	C
43	Peter Geib	INF
27	Blair Henley	RHP
7	Masen Hibbeler	INF
46	Brandon Ivey	LHP
30	Eric Kennedy	OF
39	Kolby Kubichek	RHP
32	Ty Madden	RHP
40	Michael McCann	C
51	Owen Meaney	RHP
38	Jack Neely	RHP
17	Nico O'Donnell	RHP
48	Caston Peter	C
6	DJ Petrinsky	C
34	Cole Quintanilla	RHP
10	Bryce Reagan	INF
5	Ryan Reynolds	INF
24	Chase Roberts	OF
4	Tate Shaw	OF
41	Bryson Smith	INF
35	Tristan Stevens	RHP
44	Austin Todd	OF
37	Matt Whelan	RHP
52	Zach Zubia	INF

PRONUNCIATION: DJ PETRINSKY (Puh-TRIN-skee); Masen HIBBELER (HIBB-lurr); KAMRON Fields (KAM-rin); Bryce REAGAN (REE-gin); NICO O'Donnell (NEE-ko); Donny DIAZ (DEE-az); Matteo BOCCHI (BO-key); Cole QUINTANILLA (KIN-tuh-NEE-yuh); Turner GAUNTT (GANT); Matt WHELAN (WHALE-inn); Kolby KUBICHEK (KOOB-uh-check); Peter GEIB (GIBE); Zach ZUBIA (ZOO-bee-yuh); Sam BERTELSON (BURR-tull-sin)

COACHING STAFF

Head Coach.....David Pierce
Assistant CoachSean Allen
Assistant CoachPhilip Miller
Volunteer Assistant Coach Phil Haig
Dir. of Baseball Operations..... Drew Bishop
Associate Athletic Trainer Michael West
Strength CoachStephen Whalen
Athletic Equipment Manager Vince Alcazar
Dir. of Player Development.....Carli Todd
Video Coordinator..... James Snikeris

ROSTER BREAKDOWN BY CLASS

R-Senior (2): McCann, Shaw
Senior (4): Bocchi, Hibbeler, Ivey, Petrinsky
R-Junior (1): Diaz
Junior (4): Ellis, Henley, Reynolds, Todd
R-Sophomore (3): Stevens, Smith, Zubia
Sophomore (5): Bertelson, Elder, Fields, O'Donnell, Whelan
R-Freshman (2): Gauntt, Quintanilla
Freshman (13): Bryant, Burbank, Cobb, Ford, Geib, Kennedy, Kubichek, Madden, Meaney, Neely, Peter, Reagan, Roberts

ROSTER BREAKDOWN BY POSITION

LHP: Burbank, Ivey
RHP: Bocchi, Bryant, Cobb, Diaz, Elder, Fields, Henley, Madden, Meaney, Neely, Kubichek, O'Donnell, Quintanilla, Stevens, Whelan
C: Gauntt, McCann, Peter, Petrinsky
INF: Bertelson, Burbank, Ford, Geib, Hibbeler, Reagan, Reynolds, Smith, Zubia
OF: Ellis, Fields, Kennedy, Roberts, Shaw, Todd

UFCU DISCH-FALK FIELD



STADIUM FACTS

Opened	Feb. 17, 1975 vs. St. Mary's (Texas)
Capacity	7,373
Dimensions	LF-340', CF-400', RF-325', LCF-370', RCF-365'
Renovated	2005

STADIUM TIMELINE

Feb. 17, 1975—The Longhorns swept a double-header from St. Mary's, (Texas) 4-0 and 11-0, in their first games on the new field.

April 19, 1975—Stadium was dedicated as Disch-Falk Field prior to Texas' doubleheader sweep of TCU (18-3 and 14-0).

Summer 1979—New AstroTurf installed on the infield.

May 19, 1982—The largest crowd ever to see a collegiate game at Disch-Falk Field – 8,000 fans – saw Texas defeat Oklahoma, 8-0, during the NCAA Central Regional.

Summer 1985—New AstroTurf installed on entire field.

Summer 1989—A new computerized scoreboard installed.

Winter 1995—New AstroTurf installed on the infield.

Winter 1996—Computerized scoreboard upgraded.

Winter 1999—New AstroTurf installed on the entire field, the outfield fence constructed and padded and the clubhouse and team areas were renovated.

Spring 2005—New scoreboard with Jumbotron installed.

Spring 2008—Work completed on \$25.8 million renovation of UFCU Disch-Falk Field.

Fall 2009—FieldTurf playing surface installed.

Spring 2012—New videoboard installed in right field.

Winter 2016—New FieldTurf playing surface installed and the fences in the gaps moved closer.

TOP-10 SINGLE GAME CROWDS

Date	Opponent	Attendance
4/5/1977	Texas Rangers (Exhibition)	10,000
4/2/1991	Texas Rangers (Exhibition)	8,234
5/29/1982	Oklahoma (NCAA Regional)	8,000
4/2/2019	Texas A&M	7,952
3/16/2019	Texas Tech	7,879
4/16/2010	Texas A&M	7,876
5/29/1994	Oklahoma (NCAA Regional)	7,839
5/28/1994	Nevada (NCAA Regional)	7,825
5/27/1994	Stanford (NCAA Regional)	7,812
6/12/2004	Vanderbilt (NCAA Super)	7,790

TOP-10 REGULAR SEASON CROWDS

Date	Opponent	Attendance
4/2/2019	Texas A&M	7,952
3/16/2019	Texas Tech	7,879
4/16/2010	Texas A&M	7,876
5/20/2011	Texas A&M	7,785
2/10/1990	Arizona State	7,782
3/13/2012	Texas State	7,748
4/29/2012	Texas A&M	7,741
4/28/2012	Texas A&M	7,716
3/1/2019	LSU	7,680
2/11/1990	Arizona State	7,616

TOP-10 THREE-GAME SERIES CROWDS

Date	Opponent	Total	Avg.
March 15-17, 2019	Texas Tech	22,729	7,576
March 1-3, 2019	LSU	22,434	7,478
June 11-13, 2010	TCU	21,983	7,328
April 22-23, 1988	Texas A&M	21,872	7,291
June 7-9, 2002	Houston	21,860	7,287
June 10-12, 2011	Arizona State	21,685	7,228
June 6-8, 2009	TCU	21,666	7,222
April 25-26, 1986	Texas A&M	21,600	7,200
June 9-11, 2018	Tennessee Tech	21,583	7,194
April 15-17, 2011	Texas Tech	21,554	7,185


YEAR-BY-YEAR ATTENDANCE

Year	Games/Dates	Total	Avg.	Record	Pct.
1975	42/24	n/a	n/a	38-4	.905
1976	41/23	n/a	n/a	29-12	.707
1977	50/29	n/a	n/a	46-4	.920
1978	40/23	n/a	n/a	30-10	.750
1979	47/29	n/a	n/a	43-4	.915
1980	50/28	n/a	n/a	41-9	.820
1981	59/34	n/a	n/a	53-5-1	.907
1982	47/27	n/a	n/a	45-2	.957
1983	64/41	106,775	2,604	52-12	.812
1984	54/34	100,166	2,946	47-7	.870
1985	55/35	120,840	3,453	50-5	.909
1986	53/37	103,555	3,571	43-10	.811
1987	55/38	149,581	3,936	50-5	.909
1988	50/38	150,587	3,963	43-7	.860
1989	50/39	126,682	3,248	41-9	.820
1990	52/42	161,372	3,668	40-12	.769
1991	51/42	147,068	3,129	40-11	.784
1992	38/29	134,549	4,340	31-7	.816
1993	54/47	231,980	4,833	46-8	.852
1994	54/47	249,038	5,185	39-15	.722
1995	38/35	173,372	4,953	35-3	.921
1996	45/39	183,414	4,703	29-16	.644
1997	38/37	164,831	4,455	22-16	.579
1998	31/28	147,970	5,258	17-13-1	.565
1999	32/31	154,423	4,981	22-10	.688
2000	39/37	159,101	4,300	30-9	.769
2001	35/37	165,914	4,484	25-10	.714
2002	40/36	172,490	4,791	34-6	.850
2003	39/36	191,671	5,324	31-8	.795
2004	39/38	202,395	5,326	34-5	.872
2005	41/39	214,202	5,492	36-5	.878
2006	31/30	166,701	5,557	25-6	.806
2007	31/31	149,670	4,828	25-6	.806
2008	31/30	179,282	5,976	19-12	.613
2009	40/35	217,637	6,218	32-7-1	.813
2010	41/39	256,278	6,571	35-6	.854
2011	45/42	273,029	6,500	36-9	.800
2012	27/25	158,428	6,337	20-7	.741
2013	32/31	185,400	5,793	22-10	.688
2014	33/31	188,235	5,704	23-10	.697
2015	26/23	144,420	5,555	17-9	.654
2016	34/33	178,365	5,405	15-19	.441
2017	35/34	171,813	5,053	27-8	.771
2018	40/39	210,895	4,407	32-8	.800

2019 SCHEDULE & RESULTS

#	GAME	FINAL	WP	LP	SAVE	W-L	BIG 12 W-L	ATT.	HOME TOT.	TIME
1	2/15 at Louisiana	W, 3-1 (10)	Ivey (1-0)	Perrin (0-1)	Bryant (1)	1-0	0-0	5,591	-	2:48
2	2/16 at Louisiana	W, 6-5	Quintanilla (1-0)	Young (0-1)	O'Donnell (1)	2-0	0-0	5,517	-	3:15
3	2/17 at Louisiana	L, 8-6	Horton (1-0)	Cobb (0-1)	Bradford (1)	2-1	0-0	5,119	-	3:19
4	2/19 at Rice	W, 11-4	Ridgeway (1-0)	Greenwood (0-1)	-	3-1	0-0	3,255	-	3:20
5	2/22 vs. Purdue	W, 7-2	Elder (1-0)	Parker (0-1)	-	4-1	0-0	5,919	5,919	3:36
6	2/23 vs. Purdue	W, 13-6	Henley (1-0)	Beard (0-2)	-	5-1	0-0	6,147	12,066	2:46
7	2/23 vs. Purdue	L, 4-0	Hofstra (1-0)	Stevens (0-1)	-	5-2	0-0	-	12,066	2:38
8	2/24 vs. Purdue	W, 3-0	Whelan (1-0)	Smith (0-1)	Quintanilla (1)	6-2	0-0	5,155	17,221	2:35
9	2/26 vs. Sam Houston State	W, 10-3	Madden (1-0)	Ballew (0-1)	-	7-2	0-0	4,575	21,796	2:57
10	2/27 vs. UTSA	L, 10-7	Mason (1-0)	Ridgeway (0-1)	-	7-3	0-0	4,590	26,386	3:17
11	3/1 vs. #2 LSU	W, 8-1	Elder (2-0)	Hess (1-1)	Fields (1)	8-3	0-0	7,680	34,066	3:17
12	3/2 vs. #2 LSU	W, 8-4	Henley (2-0)	Marceaux (1-1)	Quintanilla (2)	9-3	0-0	7,601	41,667	3:04
13	3/3 vs. #2 LSU	W, 7-6	Madden (2-0)	Peterson (2-1)	-	10-3	0-0	7,153	48,820	3:04
14	3/5 vs. UTRGV	W, 4-3	Stevens (1-1)	Jackson (0-2)	Quintanilla (3)	11-3	0-0	4,258	53,078	2:40
15	3/7 at #6 Stanford	W, 4-0	Fields (1-0)	Beck (0-2)	-	12-3	0-0	907	53,078	2:37
16	3/8 at #6 Stanford	L, 8-1	Palisch (2-0)	Elder (2-1)	-	12-4	0-0	1,855	53,078	2:57
17	3/9 at #6 Stanford	L, 4-2	Little (2-1)	Bryant (2-1)	-	12-5	0-0	1,315	53,078	2:44
18	3/10 at #6 Stanford	L, 9-0 (7)	Miller (2-0)	Cobb (0-2)	-	12-6	0-0	1,162	53,078	3:15
19	3/12 vs. Texas Southern	W, 17-3 (7)	Whelan (2-0)	Carillo (1-4)	-	13-6	0-0	4,724	57,802	2:50
20	3/15 vs. #11 Texas Tech*	W, 4-3	Madden (3-0)	Haveman (0-1)	Fields (2)	14-6	1-0	7,460	65,262	2:25
21	3/16 vs. #11 Texas Tech*	L, 3-0	Kilian (1-2)	Henley (2-1)	Beeter (3)	14-7	1-1	7,879	73,141	2:50
22	3/17 vs. #11 Texas Tech*	W, 4-3	Bryant (1-1)	McMillon (0-1)	Kubichek (1)	15-7	2-1	7,390	80,531	3:31
23	3/19 vs. #11 Arkansas	L, 11-4	Ramage (5-0)	Neely (0-1)	-	15-8	2-1	6,208	86,739	2:39
24	3/20 vs. #11 Arkansas	W, 7-6	Stevens (2-1)	Trest (0-1)	Quintanilla (4)	16-8	2-1	6,260	92,999	3:53
25	3/22 at #22 TCU*	L, 3-2	Perez (1-0)	Fields (1-1)	-	16-9	2-2	5,590	92,999	2:45
26	3/23 at #22 TCU*	W, 13-1	Henley (3-1)	Eissler (3-2)	-	17-9	3-2	5,211	92,999	3:09
27	3/24 at #22 TCU*	L, 12-8	Perez (2-0)	Quintanilla (1-1)	-	17-10	3-3	4,498	92,999	3:14
28	3/26 at Incarnate Word	L, 3-2	Shull (1-0)	Madden (3-1)	Taggart (1)	17-11	3-3	2,878	92,999	2:58
29	3/29 vs. Xavier	W, 6-5 (12)	Ivey (2-0)	Flamm (2-2)	-	18-11	3-3	4,682	97,681	3:36
30	3/30 vs. Xavier	W, 6-5	Henley (3-1)	Lanoue (2-2)	Bocchi (1)	19-11	3-3	5,171	102,852	3:14
31	3/31 vs. Xavier	W, 6-5	Quintanilla (2-1)	Williams (1-0)	-	20-11	3-3	4,561	107,413	3:09
32	4/2 vs. #9 Texas A&M	L, 9-6	Saenz (2-0)	Meaney (0-1)	Kalich (7)	20-12	3-3	7,952	115,365	2:52
33	4/5 at Baylor*	L, 6-5	Boyd (3-0)	Whelan (2-1)	-	20-13	3-4	3,302	115,365	3:17
34	4/6 at Baylor*	W, 8-6	Henley (5-1)	Ashkinos (0-2)	Fields (3)	21-13	4-4	2,456	115,365	3:32
35	4/9 vs. Rice	W, 3-1	Bocchi (1-0)	Tyner (0-2)	Diaz (1)	22-13	4-4	5,496	120,861	2:19
36	4/12 vs. Kansas State*	L, 6-4	Hassall (1-1)	Elder (2-2)	Brennan (1)	22-14	4-5	5,374	126,235	2:55
37	4/13 vs. Kansas State*	W, 10-2	Henley (6-1)	Ford (0-3)	-	23-14	5-5	6,375	132,610	2:42
38	4/14 vs. Kansas State*	L, 2-0	Wicks (5-1)	Cobb (0-3)	-	23-15	5-6	5,732	138,342	2:28
39	4/16 vs. Lamar									
40	4/18 at Oklahoma State*									
41	4/19 at Oklahoma State*									
42	4/20 at Oklahoma State*									
43	4/23 at Texas State									
44	4/26 vs. West Virginia*									
45	4/27 vs. West Virginia*									
46	4/28 vs. West Virginia*									
47	4/30 at Texas A&M-CC									
48	5/3 at Kansas*									
49	5/4 at Kansas*									
50	5/5 at Kansas*									
51	5/7 vs. Texas State									
52	5/14 vs. Incarnate Word									
53	5/16 vs. Oklahoma*									
54	5/17 vs. Oklahoma*									
55	5/18 vs. Oklahoma*									

PROBABLE STARTING PITCHERS



RIGHT-HANDED PITCHER MATTEO BOCCHI 33

CLASS Senior HOMETOWN Parma, Italy HIGH SCHOOL ITE Melloni

2019 SEASON Pitched three scoreless innings of relief vs. Rice (4/9) and picked up first win of the season...tossed 4.1 innings of relief at Incarnate Word (3/26) and allowed just one run on four hits with two strikeouts...first start of the season came against Sam Houston State (2/26), with four innings pitched and two runs allowed on four hits with six strikeouts...made first pitching appearance of the season in relief at Louisiana (2/17)...pitched three scoreless innings with two strikeouts...did not allow a hit and only allowed two base runners.

2018 SEASON Finished with a 4-1 record and a 3.05 ERA in 21 games (four starts) on the mound for Texas...he struck out 34 batters in 28.1 innings of work...in three NCAA tournament games, went 1-0, allowing just one run on six hits and ibe walk over three games and 9.0 innings, striking out nine...tossed 1.0 inning of work in the College World Series, allowing just one hit on June 17 vs. Arkansas...got the start and the win in the decisive game three of the NCAA Super Regional and spun a gem, allowing one run on four hits and one walk with striking out three in 5.0 innings to send Texas back to the College World Series...closed out game one of the NCAA Regional against Texas Southern, allowing just one hit and no walks over three innings, striking out a career-high six...started game one of the Big 12 Conference tournament and was tabbed with the loss...made his second career start on May 15 vs. Texas State and went 4.0 strong innings before a lightning delay...it was the first time his parents (from Italy) got the chance to see him pitch in person in college...went 4.0 innings in relief against UTRGV and struck out five...picked up his first career win on March 20 vs. Sam Houston State...entered in relief and threw 1.1 hitless innings...made his first career start on March 4 vs. Northwestern...went 4.1 innings, allowing one run on two hits and four walks while striking out two...made his first career appearance on Feb 21 vs. Lamar and went two innings, allowing a home run...named to the Fall and Spring Big 12 Commissioner's Honor Rolls.

2019 GAME-BY-GAME

Date	OPPONENT	GS	IP	H	R	ER	BB	SO	2B	3B	HR	WP	BK	HBP	IBB	Score	W	L	SV	ERA	NP
Feb 17, 2019	Louisiana		3.0	0	0	0	2	2	0	0	0	1	0	0	0	6-8	0	0	0	0.00	33
Feb 26, 2019	SAM HOUSTON	*	4.0	4	2	2	1	4	1	0	0	1	0	0	0	10-3	0	0	0	2.57	68
Mar 03, 2019	LSU		0.1	1	2	0	1	0	0	0	0	0	0	0	0	7-6	0	0	0	2.45	18
Mar 09, 2019	Stanford		1.0	0	0	0	0	0	0	0	0	0	0	0	0	2-4	0	0	0	2.16	10
Mar 12, 2019	TEXAS SOUTHERN		1.0	1	0	0	1	1	0	0	0	0	0	0	0	17-3	0	0	0	1.93	14
Mar 17, 2019	TEXAS TECH		1.0	0	1	1	2	0	0	0	0	0	0	0	0	4-3	0	0	0	2.61	28
Mar 20, 2019	ARKANSAS		1.0	1	0	0	0	2	0	0	0	0	0	0	0	7-6	0	0	0	2.38	17
Mar 26, 2019	Incarnate Word		4.1	4	1	1	0	2	0	0	0	0	1	1	0	2-3	0	0	0	2.30	48
Mar 30, 2019	XAVIER		1.0	3	1	1	0	0	0	0	0	0	0	0	0	6-5	0	0	1	2.70	24
Apr 09, 2019	RICE		3.0	0	0	0	0	3	0	0	0	0	0	1	0	3-1	1	0	1	2.29	38

2018 GAME-BY-GAME

Date	OPPONENT	GS	IP	H	R	ER	BB	SO	2B	3B	HR	WP	BK	HBP	IBB	Score	W	L	SV	ERA	NP
Feb 21, 2018	LAMAR		2.0	1	1	1	1	0	0	0	1	0	0	0	0	7-2	0	0	0	4.50	25
Mar 04, 2018	NORTHWESTERN	*	4.1	2	1	1	4	2	0	0	0	0	0	1	0	12-1	0	0	0	2.84	77
Mar 11, 2018	STANFORD		1.0	2	1	1	1	1	1	0	0	0	0	0	0	1-11	0	0	0	3.68	23
Mar 14, 2018	Arkansas		0.1	1	0	0	1	0	0	0	0	1	0	0	0	5-7	0	0	0	3.52	17
Mar 20, 2018	SAM HOUSTON		1.1	0	0	0	1	3	0	0	0	0	0	1	0	3-2	1	0	0	3.00	25
Mar 27, 2018	Texas State		2.0	2	0	0	1	2	1	0	0	0	0	0	0	6-1	1	0	0	2.45	34
Mar 31, 2018	Kansas State		1.2	2	0	0	2	2	0	0	0	0	0	0	0	9-5	1	0	0	2.13	44
Apr 02, 2018	MCNEESE STATE		1.0	1	1	1	0	1	1	0	0	0	1	0	0	5-4	1	0	0	2.63	12
Apr 10, 2018	Texas A&M		1.0	1	0	0	1	0	0	0	0	0	0	0	0	5-6	1	0	0	2.45	19
Apr 13, 2018	Oklahoma		1.0	0	0	0	1	1	0	0	0	0	0	0	0	7-6	2	0	0	2.30	19
Apr 15, 2018	Oklahoma		1.0	1	0	0	0	0	0	0	0	0	0	0	0	0-6	2	0	0	2.16	15
Apr 17, 2018	UTRGV		4.0	4	2	2	2	5	0	0	2	0	0	0	0	13-2	3	0	0	2.61	67
Apr 24, 2018	HOUSTON		0.1	0	0	0	0	1	0	0	0	1	0	0	0	9-4	3	0	0	2.57	6
Apr 28, 2018	West Virginia		0.1	0	0	0	0	0	0	0	0	0	0	0	0	6-8	3	0	0	2.53	5
Apr 29, 2018	West Virginia		0.1	3	3	3	1	0	0	1	0	0	0	0	0	3-8	3	0	0	3.74	29
May 05, 2018	Texas Tech		0.1	1	1	0	0	0	0	0	0	0	0	1	0	5-16	3	0	0	3.68	17
May 15, 2018	TEXAS STATE	*	4.0	5	1	1	0	5	0	0	0	0	0	0	0	6-2	3	0	0	3.46	69
May 23, 2018	Kansas	*	3.1	2	2	2	4	2	2	0	0	0	1	0	0	2-3	3	1	0	3.68	70
Jun 01, 2018	TEXAS SOUTHERN		3.0	1	0	0	0	6	0	0	0	0	0	0	0	10-0	3	1	1	3.34	42
Jun 11, 2018	TENNESSEE TECH	*	5.0	4	1	1	1	3	1	0	0	0	0	0	0	5-2	4	1	1	3.13	83
Jun 17, 2018	Arkansas		1.0	1	0	0	0	0	0	0	0	0	0	0	0	5-11	4	1	1	3.05	15

CAREER STATISTICS

Year	ERA	W	L	App	GS	CG	SHO	CBO	SV	IP	H	R	ER	BB	SO	2B	3B	HR	BF	B/Avg	WP	HBP	BK	SFA	SHA
2018	3.05	4	1	21	4	0	0	1	1	38.1	34	14	13	21	34	6	1	3	166	.248	2	3	2	1	4
2019	2.29	1	0	10	1	0	0	0	1	19.2	14	7	5	7	14	1	0	0	82	.197	2	2	1	0	2
TOTAL	2.79	5	1	31	5	0	0	1	2	58.0	48	21	18	28	48	7	1	3	248	.231	4	5	3	1	6

SINGLE GAME CAREER HIGHS

Innings pitched: 5.0, Tennessee Tech, Jun 11, 2018

Walks allowed: 4, Northwestern, Mar 04, 2018 ; vs Kansas, May 23, 2018

Strikeouts: 6, Texas Southern, Jun 01, 2018

Batters faced: 19, Tennessee Tech, Jun 11, 2018

Field chances: 1, 8 times

Putouts: 1, 4 times

Assists: 1, Sam Houston State, Feb 26, 2019 ; Tennessee Tech, Jun 11, 2018 ; at Incarnate Word, Mar 26, 2019

Runners CS: 1, Tennessee Tech, Jun 11, 2018



2019 Texas Baseball
Overall Statistics for Texas (as of Apr 14, 2019)
(All games Sorted by Batting avg)



Record: 23-15 Home: 17-7 Away: 6-8 Big 12: 5-6

Player	avg	gp-gs	ab	r	h	2b	3b	hr	rbi	tb	slg%	bb	hp	so	gdp	ob%	sf	sh	sb-att	po	a	e	fld%
Kennedy, Eric	.286	34-32	126	31	36	5	3	2	21	53	.421	17	1	13	2	.375	0	5	6-6	43	2	3	.938
Todd, Austin	.275	37-36	138	25	38	8	2	3	32	59	.428	20	0	15	5	.365	1	3	6-8	58	2	4	.938
Reynolds, Ryan	.269	38-38	134	17	36	9	0	1	17	48	.358	19	6	18	4	.384	0	2	0-2	38	64	5	.953
Ford, Lance	.258	32-26	89	16	23	3	0	0	8	26	.292	14	2	18	2	.368	1	2	1-2	31	67	5	.951
Ellis, Duke	.250	38-37	132	34	33	5	1	1	11	43	.326	36	2	42	2	.415	1	4	10-10	81	3	3	.966
Zubia, Zach	.250	38-33	116	12	29	7	0	4	25	48	.414	27	1	31	5	.385	4	0	0-0	22	1	0	1.000
Shaw, Tate	.239	33-28	92	14	22	5	0	1	23	30	.326	15	5	27	4	.368	2	2	5-6	170	13	1	.995
Hibbeler, Masen	.237	37-33	118	22	28	1	0	1	13	32	.271	17	0	24	3	.328	2	1	3-4	52	92	5	.966
McCann, Michael	.198	35-31	96	17	19	5	0	1	15	27	.281	12	5	26	1	.310	3	3	1-1	232	42	1	.996

Petrinsky, DJ	.256	11-10	39	4	10	3	1	0	5	15	.385	3	0	7	0	.310	0	0	2-2	71	3	1	.987
Bertelson, Sam	.235	19-8	34	5	8	2	0	0	4	10	.294	5	1	15	0	.350	0	0	0-0	90	5	0	1.000
Peter, Caston	.227	12-7	22	4	5	1	0	2	9	12	.545	3	0	8	0	.320	0	1	0-0	62	8	1	.986
Reagan, Bryce	.224	24-16	49	11	11	1	0	1	4	15	.306	9	0	24	0	.345	0	0	1-1	18	46	8	.889
Geib, Peter	.182	9-3	11	1	2	0	0	0	0	2	.182	1	0	7	0	.250	0	0	0-0	0	0	0	.000
Fields, Kamron	.154	13-3	13	2	2	0	0	0	0	2	.154	1	0	5	0	.214	0	0	1-1	9	1	0	1.000
Smith, Bryson	.000	4-1	3	0	0	0	0	0	0	0	.000	0	1	2	0	.250	0	0	0-0	4	3	1	.875
Ivey, Brandon	.000	1-0	0	0	0	0	0	0	0	0	.000	0	0	0	0	.000	0	0	0-0	1	1	1	.667
Totals	.249	38	1212	215	302	55	7	17	187	422	.348	199	24	282	28	.362	14	23	36-43	1003	406	45	.969
Opponents	.234	38	1241	173	291	56	2	14	145	393	.317	157	41	314	21	.337	14	18	40-61	978	369	35	.975

LOB - Team (279), Opp (295). DPs turned - Team (25), Opp (36). IBB - Team (2), Shaw, T 1, Zubia 1, Opp (5). Picked off - Peter 1, Ellis 1.

(All games Sorted by Earned run avg)

Player	era	w-l	app	gs	cg	sho	sv	ip	h	r	er	bb	so	2b	3b	hr	b/avg	wp	hp	bk	sfa	sha
Elder, Bryce	2.93	2-2	9	9	0	0/0	0	55.1	54	22	18	20	52	8	0	2	.262	4	6	1	0	3
Henley, Blair	3.52	6-1	9	9	0	0/0	0	53.2	53	27	21	18	42	14	1	0	.251	3	5	1	0	0

Ivey, Brandon	0.00	2-0	7	0	0	0/0	0	3.2	2	2	0	2	1	0	0	0	.167	1	0	0	1	1
Bocchi, Matteo	2.29	1-0	10	1	0	0/0	1	19.2	14	7	5	7	14	1	0	0	.197	2	2	1	0	2
Madden, Ty	2.49	3-1	10	4	0	0/1	0	25.1	22	8	7	13	25	4	0	0	.234	4	0	0	1	1
Quintanilla, Cole	2.96	2-1	15	0	0	0/1	4	24.1	19	9	8	6	31	3	0	0	.224	2	3	1	5	0
Diaz, Donny	3.00	0-0	9	0	0	0/0	1	12.0	8	6	4	12	15	2	0	0	.186	3	1	0	1	0
Cobb, Coy	3.24	0-3	8	8	0	0/0	0	33.1	29	15	12	12	19	5	0	3	.234	3	5	0	0	1
Stevens, Tristan	3.29	2-1	15	0	0	0/1	0	13.2	7	7	5	11	16	2	0	0	.146	2	2	0	1	2
Meaney, Owen	3.86	0-1	5	2	0	0/0	0	11.2	10	5	5	3	8	0	0	3	.238	0	3	0	0	0
Fields, Kamron	4.00	1-1	14	0	0	0/2	3	18.0	9	9	8	8	24	2	0	1	.145	12	4	0	0	1
Whelan, Matt	4.07	2-1	12	3	0	0/1	0	24.1	19	11	11	8	20	5	1	2	.216	0	5	0	2	3
Bryant, Mason	5.62	1-1	9	0	0	0/0	1	8.0	8	6	5	9	13	0	0	1	.250	5	1	0	0	0
Kubichek, Kolby	6.35	0-0	9	1	0	0/0	1	11.1	14	9	8	4	9	3	0	0	.311	2	1	0	1	3
O'Donnell, Nico	9.00	0-0	7	0	0	0/0	1	8.0	7	11	8	13	12	4	0	0	.259	3	2	0	1	0
Ridgeway, Beau	10.80	1-1	3	0	0	0/0	0	3.1	8	7	4	1	3	0	0	0	.444	0	1	0	1	1
Neely, Jack	11.42	0-1	7	1	0	0/0	0	8.2	8	12	11	10	10	3	0	2	.242	1	0	0	0	0
Totals	3.77	23-15	38	38	0	2/2	12	334.1	291	173	140	157	314	56	2	14	.234	47	41	4	14	18
Opponents	5.38	15-23	38	38	1	4/3	5	326.0	302	215	195	199	282	55	7	17	.249	25	24	7	14	23

PB - Team (10), McCann 9, Peter 1, Opp (5). Pickoffs - Team (4), Cobb 1, O'Donnell 1, Elder 1, Quintanilla 1, Opp (2).
 SBA/ATT - McCann (28-43), Peter (12-16), Elder (5-12), Quintanilla (7-9), O'Donnell (4-7), Henley (2-5), Stevens (4-4), Diaz (4-4), Madden (2-3), Meaney (0-3), Cobb (2-3), Whelan (2-2), Kubichek (1-2), Bocchi (2-2), Fields (2-2), Bryant (1-1), Ridgeway (1-1), Neely (1-1).



2019 Texas Baseball
Conference statistics for Texas (as of Apr 14, 2019)
(Big 12 games only Sorted by Batting avg)



Record: 5-6 Home: 3-3 Away: 2-3 Big 12: 5-6

Player	avg	gp-gs	ab	r	h	2b	3b	hr	rbi	tb	slg%	bb	hp	so	gdp	ob%	sf	sh	sb-att	po	a	e	fld%
Kennedy, Eric	.406	9-8	32	8	13	1	1	0	5	16	.500	4	0	2	1	.472	0	2	1-1	9	1	0	1.000
Ford, Lance	.265	11-11	34	5	9	1	0	0	4	10	.294	6	1	6	0	.390	0	1	0-0	16	25	1	.976
Zubia, Zach	.258	11-9	31	3	8	2	0	2	12	16	.516	9	0	9	1	.405	2	0	0-0	12	0	0	1.000
Todd, Austin	.244	11-11	45	10	11	3	1	1	9	19	.422	4	0	5	2	.300	1	0	0-1	21	0	2	.913
Ellis, Duke	.238	11-11	42	11	10	2	0	0	1	12	.286	8	1	13	0	.373	0	1	3-3	21	1	1	.957
Hibbeler, Masen	.231	11-11	39	8	9	0	0	1	7	12	.308	5	0	11	0	.311	1	1	1-2	18	31	0	1.000
Reynolds, Ryan	.194	11-11	36	4	7	2	0	0	3	9	.250	9	1	4	1	.370	0	1	0-0	11	13	0	1.000
McCann, Michael	.162	11-11	37	4	6	1	0	0	4	7	.189	2	1	13	1	.220	1	1	0-0	74	14	0	1.000
Shaw, Tate	.152	11-10	33	2	5	0	0	0	5	5	.152	5	0	13	1	.256	1	0	2-2	55	8	0	1.000

Geib, Peter	.400	4-2	5	0	2	0	0	0	0	2	.400	1	0	2	0	.500	0	0	0-0	0	0	0	.000
Reagan, Bryce	.333	5-0	3	2	1	0	0	0	0	1	.333	0	0	0	0	.333	0	0	0-0	0	1	0	1.000
Bertelson, Sam	.231	5-4	13	1	3	1	0	0	1	4	.308	3	0	6	0	.375	0	0	0-0	35	2	0	1.000
Fields, Kamron	.000	4-0	2	0	0	0	0	0	0	0	.000	0	0	2	0	.000	0	0	0-0	3	0	0	1.000
Smith, Bryson	.000	1-0	1	0	0	0	0	0	0	0	.000	0	0	1	0	.000	0	0	0-0	1	0	0	1.000
Peter, Caston	.000	1-0	1	0	0	0	0	0	0	0	.000	0	0	0	0	.000	0	0	0-0	4	0	0	1.000
Ivey, Brandon	.000	1-0	0	0	0	0	0	0	0	0	.000	0	0	0	0	.000	0	0	0-0	0	0	0	.000
Totals	.237	11	354	58	84	13	2	4	51	113	.319	56	4	87	7	.343	6	7	7-9	289	112	4	.990
Opponents	.262	11	363	47	95	15	1	8	42	136	.375	43	10	84	7	.355	1	6	9-15	288	100	11	.972

LOB - Team (81), Opp (87). DPs turned - Team (7), Opp (8). IBB - Team (1), Shaw, T 1, Opp (3).

(Big 12 games only Sorted by Earned run avg)

Player	era	w-l	app	gs	cg	sho	sv	ip	h	r	er	bb	so	2b	3b	hr	b/avg	wp	hp	bk	sfa	sha
Henley, Blair	3.00	3-1	4	4	0	0/0	0	27.0	24	9	9	7	21	5	1	0	.235	1	1	1	0	0
Elder, Bryce	4.85	0-1	4	4	0	0/0	0	26.0	28	14	14	12	19	3	0	1	.289	1	4	0	0	3

Stevens, Tristan	0.00	0-0	4	0	0	0/0	0	5.0	2	0	0	2	6	1	0	0	.111	1	1	0	0	0
Diaz, Donny	0.00	0-0	2	0	0	0/0	0	2.1	0	0	0	1	5	0	0	0	.000	0	0	0	0	0
Neely, Jack	0.00	0-0	1	0	0	0/0	0	2.0	1	0	0	0	2	0	0	0	.143	0	0	0	0	0
Ivey, Brandon	0.00	0-0	1	0	0	0/0	0	0.1	0	0	0	1	0	0	0	0	.000	0	0	0	0	0
O'Donnell, Nico	0.00	0-0	1	0	0	0/0	0	0.0	0	0	0	2	0	0	0	0		0	0	0	0	0
Madden, Ty	2.08	1-0	3	0	0	0/0	0	4.1	3	1	1	2	2	1	0	0	.231	0	0	0	0	1
Cobb, Coy	3.24	0-1	3	3	0	0/0	0	8.1	9	3	3	5	4	1	0	3	.300	0	2	0	0	0
Fields, Kamron	6.43	0-1	5	0	0	0/0	2	7.0	6	6	5	2	12	1	0	1	.222	3	1	0	0	0
Kubichek, Kolby	6.75	0-0	3	0	0	0/0	1	2.2	4	2	2	1	3	2	0	0	.333	1	0	0	0	1
Whelan, Matt	9.00	0-1	3	0	0	0/0	0	4.0	5	4	4	0	2	1	0	2	.313	0	1	0	0	1
Bocchi, Matteo	9.00	0-0	1	0	0	0/0	0	1.0	0	1	1	2	0	0	0	0	.000	0	0	0	0	0
Quintanilla, Cole	9.64	0-1	4	0	0	0/0	0	4.2	9	5	5	4	6	0	0	0	.429	1	0	0	1	0
Bryant, Mason	10.80	1-0	2	0	0	0/0	0	1.2	4	2	2	2	2	0	0	1	.444	1	0	0	0	0
Totals	4.30	5-6	11	11	0	0/0	3	96.1	95	47	46	43	84	15	1	8	.262	9	10	1	1	6
Opponents	4.59	6-5	11	11	1	2/1	2	96.0	84	58	49	56	87	13	2	4	.237	5	4	2	6	7

PB - Team (3), McCann 3, Opp (2). Pickoffs - Team (2), Cobb 1, Quintanilla 1. SBA/ATT - McCann (9-14), Quintanilla (5-6), Elder (1-4), Whelan (2-2), Henley (0-1), Kubichek (1-1), Cobb (0-1).



2019 Texas Baseball
Miscellaneous Stats for Texas (as of Apr 14, 2019)
(All games)




Multiple Hit Games	2	3	4	5+	Total
Reynolds, Ryan	8	3	-	-	11
Ellis, Duke	10	-	-	-	10
Todd, Austin	7	3	-	-	10
Ford, Lance	8	-	-	-	8
Zubia, Zach	7	1	-	-	8
Kennedy, Eric	4	2	2	-	8
Hibbeler, Masen	5	-	1	-	6
Shaw, Tate	3	1	-	-	4
McCann, Michael	4	-	-	-	4
Reagan, Bryce	2	-	-	-	2
Petrinsky, DJ	2	-	-	-	2
Bertelson, Sam	2	-	-	-	2
Peter, Caston	1	-	-	-	1
Geib, Peter	1	-	-	-	1
TEAM	64	10	3	0	77

Multiple RBI Games	2	3	4	5+	Total
Todd, Austin	8	3	-	-	11
Shaw, Tate	4	2	-	-	6
Kennedy, Eric	2	4	-	-	6
Zubia, Zach	2	1	1	1	5
Reynolds, Ryan	4	-	-	-	4
McCann, Michael	2	2	-	-	4
Hibbeler, Masen	3	1	-	-	4
Ellis, Duke	1	1	-	-	2
Petrinsky, DJ	1	1	-	-	2
Peter, Caston	1	-	-	1	2
Reagan, Bryce	1	-	-	-	1
Ford, Lance	-	-	1	-	1
Bertelson, Sam	1	-	-	-	1
TEAM	30	15	2	2	49

Hitting Streaks	Longest	Current
Shaw, Tate	9	-
Kennedy, Eric	8	3
McCann, Michael	8	-
Hibbeler, Masen	7	-
Ford, Lance	6	-
Todd, Austin	6	5
Reynolds, Ryan	6	2
Petrinsky, DJ	6	-
Ellis, Duke	5	-
Zubia, Zach	5	4
Reagan, Bryce	3	-
Peter, Caston	3	-
Bertelson, Sam	2	2
Geib, Peter	1	-
Fields, Kamron	1	-

Reached Base Streaks	Longest	Current
Ellis, Duke	20	-
Kennedy, Eric	15	5
Todd, Austin	13	5
McCann, Michael	13	-
Shaw, Tate	9	-
Ford, Lance	8	1
Petrinsky, DJ	7	-
Reagan, Bryce	7	-
Hibbeler, Masen	7	-
Reynolds, Ryan	7	2
Zubia, Zach	5	5
Peter, Caston	4	2
Bertelson, Sam	4	2
Geib, Peter	2	-
Smith, Bryson	1	-
Fields, Kamron	1	-

HITTERS NOTES



TATE SHAW

POS HT WT B/T YR
OF 5-11 200 L/R R-SR

AUSTIN, TEXAS
WESTLAKE

2019SEASON

.239/.368/.326, 23-RBI

CURRENTSTREAK


0-for-4

CAREERHIGHS

Hits: 4, at Texas State, Mar 21, 2017
Doubles: 2, Texas A&M - CC, Mar 08, 2017
Triples: 1, 5 times
Home runs: 1, UTSA, Feb 27, 2019 ; Texas Tech, Mar 17, 2017 ; at Texas A&M - CC, Mar 28, 2017
Total bases: 5, UTSA, Feb 27, 2019 ; vs Arkansas, Jun 17, 2018 ; at Texas State, Mar 21, 2017
RBI: 5, at Texas A&M - CC, Mar 28, 2017
Runs scored: 3, Texas Southern, Jun 01, 2018 ; Texas A&M - CC, Mar 08, 2017 ; at Texas A&M - CC, Mar 28, 2017
Walks: 4, Arkansas, Mar 20, 2019
Hit by pitch: 3, at Texas State, Mar 27, 2018
Struck out: 3, LSU, Mar 01, 2019 ; Stanford, Mar 10, 2018
Sac flies: 1, 6 times
Sac bunts: 1, 11 times
At bats: 6, at Texas State, Mar 21, 2017
Stolen bases: 1, 14 times
Caught stealing: 2, UCLA, Mar 12, 2017
Field chances: 12, Texas A&M, Apr 02, 2019 ; Texas Tech, Mar 16, 2019
Putouts: 11, Texas A&M, Apr 02, 2019
Assists: 2, LSU, Mar 02, 2019 ; Texas Tech, Mar 16, 2019 ; at TCU, Mar 24, 2019

CAREER STATISTICS

Year	Avg	GP	GS	AB	R	H	2B	3B	HR	RBI	TB	SLG%	BB	HBP	SO	GDP	OB%	SF	SH	SB	ATT	PO	A	E	FLD%
2016	.000	9	0	1	4	0	0	0	0	0	0	.000	0	0	0	0	.000	0	0	1	1	0	0	0	.000
2017	.239	38	22	92	17	22	6	0	2	14	34	.370	11	6	18	1	.358	0	3	3	6	30	1	0	1.000
2018	.252	64	56	206	38	52	13	5	0	22	75	.364	23	12	44	0	.355	4	7	5	9	105	3	1	.991
2019	.239	33	28	92	14	22	5	0	1	23	30	.326	15	5	27	4	.368	2	2	5	6	170	13	1	.995
TOTAL	.246	144	106	391	73	96	24	5	3	59	139	.355	49	23	89	5	.358	6	12	14	22	305	17	2	.994



RYAN REYNOLDS

POS HT WT B/T YR
INF 6-2 215 S/R JR

SUGAR LAND, TEXAS
OUACHITA CHRISTIAN (LA.)

2019SEASON

.269/.384/.358, 9-2B

CURRENTSTREAK

2G (.500, 3-6)

CAREERHIGHS

Hits: 4, at West Virginia, Apr 27, 2018
Doubles: 2, Texas State, Apr 18, 2017 ; at West Virginia, Apr 27, 2018 ; Oklahoma State, Mar 24, 2018
Home runs: 1, 10 times
Total bases: 7, UCLA, Mar 11, 2017
RBI: 4, at West Virginia, Apr 27, 2018
Runs scored: 3, UConn, Feb 26, 2017
Walks: 3, Arkansas, Mar 20, 2019
Hit by pitch: 2, New Orleans, Apr 20, 2018 ; Louisiana, Feb 16, 2018 ; UConn, Feb 26, 2017
Struck out: 4, Texas Southern, Jun 01, 2018 ; at Stanford, Mar 02, 2017
Sac flies: 1, 4 times
Sac bunts: 1, 9 times
At bats: 5, 10 times
Stolen bases: 1, Kansas State, Mar 26, 2017 ; vs Kansas, May 23, 2018
Caught stealing: 1, 4 times
Field chances: 15, at Arkansas, Mar 14, 2018
Putouts: 13, Louisiana, Feb 17, 2018
Assists: 6, Kansas, Mar 16, 2018

CAREER STATISTICS

Year	Avg	GP	GS	AB	R	H	2B	3B	HR	RBI	TB	SLG%	BB	HBP	SO	GDP	OB%	SF	SH	SB	ATT	PO	A	E	FLD%
2017	.212	60	57	193	22	41	11	0	5	25	67	.347	34	6	64	5	.346	1	5	1	2	40	89	5	.963
2018	.247	65	63	227	24	56	16	0	4	37	84	.370	20	18	59	7	.351	3	2	1	2	99	104	9	.958
2019	.269	38	38	134	17	36	9	0	1	17	48	.358	19	6	18	4	.384	0	2	0	2	38	64	5	.953
TOTAL	.240	163	158	554	63	133	36	0	10	79	199	.359	73	30	141	16	.357	4	9	2	6	177	257	19	.958



MASEN HIBBELER

POS HT WT B/T YR
INF 6-0 185 R/R SR

CYPRESS, TEXAS
ODESSA COLLEGE
CYPRESS RANCH

2019SEASON

.237/.328/.271, 22-R

CURRENTSTREAK

0-for-4

CAREERHIGHS

Hits: 4, Northwestern, Mar 04, 2018 ; Texas Southern, Mar 12, 2019
Doubles: 1, 15 times
Triples: 1, Northwestern, Mar 04, 2018 ; Oklahoma State, Mar 25, 2018
Home runs: 1, 5 times
Total bases: 6, at West Virginia, Apr 27, 2018 ; Northwestern, Mar 04, 2018 ; Kansas, Mar 18, 2018
RBI: 4, Northwestern, Mar 03, 2018
Runs scored: 3, at LSU, Feb 25, 2018 ; Northwestern, Mar 04, 2018 ; Texas Southern, Mar 12, 2019
Walks: 2, 7 times
Hit by pitch: 1, 5 times
Struck out: 4, at Kansas State, Mar 30, 2018
Sac flies: 1, 7 times
Sac bunts: 1, 8 times
At bats: 6, at West Virginia, Apr 28, 2018 ; at Kansas State, Mar 30, 2018
Stolen bases: 2, Louisiana, Feb 16, 2018 ; at LSU, Feb 25, 2018
Caught stealing: 1, New Orleans, Apr 20, 2018 ; Louisiana, Feb 17, 2018 ; Texas Tech, Mar 17, 2019
Field chances: 10, at Baylor, Apr 06, 2019 ; at Oklahoma, Apr 15, 2018 ; Oklahoma State, Mar 24, 2018
Putouts: 10, at Oklahoma, Apr 15, 2018 ; Oklahoma State, Mar 24, 2018
Assists: 6, Texas A&M, Apr 02, 2019

CAREER STATISTICS

Year	Avg	GP	GS	AB	R	H	2B	3B	HR	RBI	TB	SLG%	BB	HBP	SO	GDP	OB%	SF	SH	SB	ATT	PO	A	E	FLD%
2018	.261	65	65	249	52	65	15	2	4	30	96	.386	35	5	62	1	.357	5	7	13	15	141	40	6	.968
2019	.237	37	33	118	22	28	1	0	1	13	32	.271	17	0	24	3	.328	2	1	3	4	52	92	5	.966
TOTAL	.253	102	98	367	74	93	16	2	5	43	128	.349	52	5	86	4	.348	7	8	16	19	193	132	11	.967



**KAMRON
FIELDS**

POS HT WT B/T YR
OF/P 6-2 190 R/R SO

GARLAND, TEXAS
LAKEVIEW CENTENNIAL

2019SEASON
.154/.214/.154

CURRENTSTREAK
0-for-5

CAREER STATISTICS																									
Year	Avg	GP	GS	AB	R	H	2B	3B	HR	RBI	TB	SLG%	BB	HBP	SO	GDP	OB%	SF	SH	SB	ATT	PO	A	E	FLD%
2018	.000	13	5	12	4	0	0	0	0	0	0	.000	3	1	4	0	.250	0	0	0	1	11	2	1	.929
2019	.154	13	3	13	2	2	0	0	0	0	2	.154	1	0	5	0	.214	0	0	1	1	9	1	0	1.000
TOTAL	.080	26	8	25	6	2	0	0	0	0	2	.080	4	1	9	0	.233	0	0	1	2	20	3	1	.958



**BYRCE
REAGAN**


POS HT WT B/T YR
INF 6-2 190 S/R FR

AMHERST, N.H.
IMG ACADEMY (FLA.)

2019SEASON
.224/.345/.306

CURRENTSTREAK
0-for-3

CAREER STATISTICS																									
Year	Avg	GP	GS	AB	R	H	2B	3B	HR	RBI	TB	SLG%	BB	HBP	SO	GDP	OB%	SF	SH	SB	ATT	PO	A	E	FLD%
2019	.224	24	16	49	11	11	1	0	1	4	15	.306	9	0	24	0	.345	0	0	1	1	18	46	8	.889
TOTAL	.224	24	16	49	11	11	1	0	1	4	15	.306	9	0	24	0	.345	0	0	1	1	18	46	8	.889



**DUKE
ELLIS**

POS HT WT B/T YR
OF 6-2 170 L/L JR

NACOGDOCHES, TEXAS
PANOLA COLLEGE
CENTRAL HEIGHTS

2019SEASON
.250/.415/.326, 36-BB

CURRENTSTREAK
0-for-5

CAREER STATISTICS																									
Year	Avg	GP	GS	AB	R	H	2B	3B	HR	RBI	TB	SLG%	BB	HBP	SO	GDP	OB%	SF	SH	SB	ATT	PO	A	E	FLD%
2018	.289	63	59	201	39	58	4	3	1	27	71	.353	35	4	55	5	.398	4	6	16	18	106	0	3	.972
2019	.250	38	37	132	34	33	5	1	1	11	43	.326	36	2	42	2	.415	1	4	10	10	81	3	3	.966
TOTAL	.273	101	96	333	73	91	9	4	2	38	114	.342	71	6	97	7	.405	5	10	26	28	187	3	6	.969

CAREERHIGHS


Hits: 1, at Louisiana, Feb 17, 2019 ; Texas Southern, Mar 12, 2019
Total bases: 1, at Louisiana, Feb 17, 2019 ; Texas Southern, Mar 12, 2019
Runs scored: 3, Northwestern, Mar 03, 2018
Walks: 2, Northwestern, Mar 03, 2018
Hit by pitch: 1, Northwestern, Mar 03, 2018
Struck out: 2, at Arkansas, Mar 14, 2018
At bats: 3, at Louisiana, Feb 17, 2019 ; at Arkansas, Mar 14, 2018 ; Xavier, Mar 29, 2019
Stolen bases: 1, at Louisiana, Feb 17, 2019
Caught stealing: 1, UTSA, Feb 27, 2018

CAREERHIGHS

Hits: 2, at Louisiana, Feb 16, 2019 ; Purdue, Feb 22, 2019
Doubles: 1, LSU, Mar 03, 2019
Home runs: 1, Purdue, Feb 23, 2019
Total bases: 4, Purdue, Feb 23, 2019
RBI: 2, Purdue, Feb 23, 2019
Runs scored: 2, at Rice, Feb 19, 2019
Walks: 2, at Rice, Feb 19, 2019 ; Purdue, Feb 22, 2019
Struck out: 3, at Rice, Feb 19, 2019
At bats: 4, 4 times
Stolen bases: 1, Purdue, Feb 22, 2019
Field chances: 7, Purdue, Feb 23, 2019 ; LSU, Mar 01, 2019
Putouts: 2, 6 times
Assists: 5, Sam Houston State, Feb 26, 2019 ; UTSA, Feb 27, 2019 ; LSU, Mar 01, 2019

CAREERHIGHS

Hits: 4, Baylor, Apr 06, 2018
Doubles: 2, at Baylor, Apr 05, 2019
Triples: 1, 4 times
Home runs: 1, LSU, Mar 01, 2019 ; Northwestern, Mar 03, 2018
Total bases: 5, LSU, Mar 01, 2019
RBI: 3, Xavier, Mar 29, 2019
Runs scored: 4, Kansas, Mar 16, 2018
Walks: 3, 4 times
Hit by pitch: 1, 6 times
Struck out: 3, 4 times
Sac flies: 1, 4 times
Sac bunts: 1, 10 times
At bats: 5, 13 times
Stolen bases: 3, at Texas Tech, May 06, 2018
Caught stealing: 1, at West Virginia, Apr 27, 2018 ; Oklahoma State, Mar 24, 2018
Field chances: 6, at Louisiana, Feb 17, 2019 ; vs Oklahoma, May 24, 2018
Putouts: 6, at Louisiana, Feb 17, 2019 ; vs Oklahoma, May 24, 2018
Assists: 1, at Stanford, Mar 10, 2019 ; at TCU, Mar 23, 2019 ; at Incarnate Word, Mar 26, 2019



LANCE FORD

POS HT WT B/T YR
INF 5-10 175 L/R FR

KERRVILLE, TEXAS
TIVY

2019SEASON
.258/.368/.292, 16-R


CURRENTSTREAK
0-for-11

CAREERHIGHS

Hits: 2, 8 times
Doubles: 1, at Baylor, Apr 06, 2019 ; at Louisiana, Feb 16, 2019 ; at Incarnate Word, Mar 26, 2019
Total bases: 3, at Baylor, Apr 06, 2019 ; at Louisiana, Feb 16, 2019 ; at Incarnate Word, Mar 26, 2019
RBI: 4, at Baylor, Apr 06, 2019
Runs scored: 3, Texas Southern, Mar 12, 2019
Walks: 2, Purdue, Feb 23, 2019 ; at TCU, Mar 22, 2019 ; Xavier, Mar 31, 2019
Hit by pitch: 1, at Baylor, Apr 06, 2019 ; Texas Southern, Mar 12, 2019
Struck out: 3, Xavier, Mar 29, 2019
Sac flies: 1, Purdue, Feb 23, 2019
Sac bunts: 1, Kansas State, Apr 13, 2019 ; LSU, Mar 03, 2019
At bats: 5, Xavier, Mar 29, 2019
Stolen bases: 1, at Louisiana, Feb 16, 2019
Caught stealing: 1, Rice, Apr 09, 2019
Field chances: 7, Kansas State, Apr 14, 2019
Putouts: 3, Kansas State, Apr 14, 2019 ; UTSA, Feb 27, 2019 ; Texas Tech, Mar 15, 2019
Assists: 5, Purdue, Feb 23, 2019

CAREER STATISTICS

Year	Avg	GP	GS	AB	R	H	2B	3B	HR	RBI	TB	SLG%	BB	HBP	SO	GDP	OB%	SF	SH	SB	ATT	PO	A	E	FLD%
2019	.258	32	26	89	16	23	3	0	0	8	26	.292	14	2	18	2	.368	1	2	1	2	31	67	5	.951
TOTAL	.258	32	26	89	16	23	3	0	0	8	26	.292	14	2	18	2	.368	1	2	1	2	31	67	5	.951



ERIC KENNEDY

POS HT WT B/T YR
OF 5-11 195 L/R FR

TAMPA, FLA.
CALVARY CHRISTIAN

2019SEASON
.286/.375/.421, 31-R


CURRENTSTREAK
3G (.273, 3-11)

CAREERHIGHS

Hits: 4, at TCU, Mar 23, 2019 ; at TCU, Mar 24, 2019
Doubles: 2, LSU, Mar 03, 2019
Triples: 1, Texas A&M, Apr 02, 2019 ; at Rice, Feb 19, 2019 ; at TCU, Mar 23, 2019
Home runs: 1, at Louisiana, Feb 17, 2019 ; Purdue, Feb 23, 2019
Total bases: 6, at TCU, Mar 23, 2019
RBI: 3, 4 times
Runs scored: 3, at Rice, Feb 19, 2019 ; at TCU, Mar 23, 2019
Walks: 3, Arkansas, Mar 20, 2019
Hit by pitch: 1, Arkansas, Mar 20, 2019
Struck out: 2, LSU, Mar 02, 2019
Sac bunts: 2, at Stanford, Mar 09, 2019
At bats: 6, at Rice, Feb 19, 2019
Stolen bases: 2, UTRGV, Mar 05, 2019
Field chances: 5, Texas Tech, Mar 17, 2019
Putouts: 4, Texas Tech, Mar 17, 2019
Assists: 1, Texas Tech, Mar 17, 2019 ; Xavier, Mar 30, 2019

CAREER STATISTICS

Year	Avg	GP	GS	AB	R	H	2B	3B	HR	RBI	TB	SLG%	BB	HBP	SO	GDP	OB%	SF	SH	SB	ATT	PO	A	E	FLD%
2019	.286	34	32	126	31	36	5	3	2	21	53	.421	17	1	13	2	.375	0	5	6	6	43	2	3	.938
TOTAL	.286	34	32	126	31	36	5	3	2	21	53	.421	17	1	13	2	.375	0	5	6	6	43	2	3	.938



MICHAEL MCCANN

POS HT WT B/T YR
C 5-11 205 R/R R-SR

ROUND ROCK, TEXAS
CEDAR RIDGE

2019SEASON
.198/.310/.281

CURRENTSTREAK
0-for-3

CAREERHIGHS

Hits: 3, vs Texas Southern, Apr 18, 2018 ; UCLA, Mar 12, 2017
Doubles: 1, 13 times
Triples: 1, Richmond, Mar 07, 2017
Home runs: 1, at Texas A&M-Corpus Chr, Apr 02, 2018 ; Texas A&M, Apr 02, 2019
Total bases: 5, at Texas A&M-Corpus Chr, Apr 02, 2018 ; Richmond, Mar 07, 2017
RBI: 3, Texas A&M, Apr 02, 2019 ; Purdue, Feb 23, 2019
Runs scored: 2, 5 times
Walks: 2, 7 times
Hit by pitch: 2, Arkansas, Mar 20, 2019
Struck out: 4, at Baylor, Apr 06, 2019
Sac flies: 1, 5 times
Sac bunts: 1, 6 times
At bats: 6, at Texas State, Mar 21, 2017
Stolen bases: 1, 6 times
Field chances: 14, LSU, Mar 02, 2019
Putouts: 13, LSU, Mar 02, 2019 ; vs Oklahoma, May 24, 2017
Assists: 5, Purdue, Feb 22, 2019
Runners CS: 2, Purdue, Feb 22, 2019 ; at TCU, Mar 22, 2019

CAREER STATISTICS

Year	Avg	GP	GS	AB	R	H	2B	3B	HR	RBI	TB	SLG%	BB	HBP	SO	GDP	OB%	SF	SH	SB	ATT	PO	A	E	FLD%
2015	.211	5	4	19	2	4	2	0	0	1	6	.316	0	0	8	0	.211	0	0	0	0	0	0	0	.000
2017	.268	43	32	112	12	30	4	1	0	16	36	.321	12	2	26	1	.346	1	3	4	4	227	15	2	.992
2018	.265	30	13	49	11	13	2	0	1	4	18	.367	8	2	15	1	.383	1	0	1	1	99	11	2	.982
2019	.198	35	31	96	17	19	5	0	1	15	27	.281	12	5	26	1	.310	3	3	1	1	232	42	1	.996
TOTAL	.239	113	80	276	42	66	13	1	2	36	87	.315	32	9	75	3	.332	5	6	6	6	558	68	5	.992



PETER GEIB

POS	HT	WT	B/T	YR
INF	6-2	210	R/R	FR


HOUSTON, TEXAS
EPISCOPAL

2019SEASON
.182/.250/.182

CURRENTSTREAK
0-for-2

CAREERHIGHS
Hits: 2, at Baylor, Apr 06, 2019
Total bases: 2, at Baylor, Apr 06, 2019
Runs scored: 1, Texas Southern, Mar 12, 2019
Walks: 1, Kansas State, Apr 12, 2019
Struck out: 3, at Stanford, Mar 10, 2019
At bats: 3, at Baylor, Apr 06, 2019 ; at Stanford, Mar 10, 2019

CAREER STATISTICS																									
Year	Avg	GP	GS	AB	R	H	2B	3B	HR	RBI	TB	SLG%	BB	HBP	SO	GDP	OB%	SF	SH	SB	ATT	PO	A	E	FLD%
2019	.182	9	3	11	1	2	0	0	0	0	2	.182	1	0	7	0	.250	0	0	0	0	0	0	0	.000
TOTAL	.182	9	3	11	1	2	0	0	0	0	2	.182	1	0	7	0	.250	0	0	0	0	0	0	0	.000



AUSTIN TODD

POS	HT	WT	B/T	YR
OF	6-1	175	R/R	JR

ROUNDROCK, TEXAS
ROUND ROCK

2019SEASON
.275/.365/.438, 32-RBI

CURRENTSTREAK
5G (.263, 5-19)

CAREERHIGHS
Hits: 5, at TCU, May 05, 2017
Doubles: 2, Texas A&M, Apr 02, 2019 ; Richmond, Mar 07, 2017 ; at TCU, Mar 23, 2019
Triples: 1, Kansas State, Apr 13, 2019 ; Purdue, Feb 22, 2019 ; at Stanford, Mar 04, 2017
Home runs: 1, 5 times
Total bases: 8, at TCU, May 05, 2017
RBI: 3, 6 times
Runs scored: 3, Texas A&M - CC, Mar 08, 2017 ; at TCU, May 05, 2017
Walks: 3, LSU, Mar 01, 2019 ; at Kansas State, Mar 29, 2018
Hit by pitch: 2, TCU, May 17, 2018
Struck out: 3, at Oklahoma, Apr 15, 2018 ; at LSU, Feb 23, 2018
Sac flies: 1, 5 times
Sac bunts: 1, 9 times
At bats: 6, at Louisiana, Feb 16, 2019 ; Kansas, Mar 16, 2018 ; at TCU, May 05, 2017
Stolen bases: 2, at Rice, Feb 19, 2019
Caught stealing: 1, New Orleans, Apr 22, 2017 ; at Louisiana, Feb 15, 2019 ; at TCU, Mar 22, 2019
Field chances: 6, UCLA, Mar 10, 2017
Putouts: 6, UCLA, Mar 10, 2017
Assists: 1, 6 times

CAREER STATISTICS																									
Year	Avg	GP	GS	AB	R	H	2B	3B	HR	RBI	TB	SLG%	BB	HBP	SO	GDP	OB%	SF	SH	SB	ATT	PO	A	E	FLD%
2017	.276	48	39	145	24	40	7	1	1	19	52	.359	20	0	25	1	.359	2	3	2	3	72	2	3	.961
2018	.219	34	20	73	13	16	3	0	1	13	22	.301	12	4	18	2	.352	2	3	3	3	43	3	0	1.000
2019	.275	37	36	138	25	38	8	2	3	32	59	.428	20	0	15	5	.365	1	3	6	8	58	2	4	.938
TOTAL	.264	119	95	356	62	94	18	3	5	64	133	.374	52	4	58	8	.360	5	9	11	14	173	7	7	.963



CASTON PETER

POS	HT	WT	B/T	YR
C	6-0	200	R/R	FR

HOUSTON, TEXAS
STRATFORD

2019SEASON
.227/.320/.545, 9-RBI

CURRENTSTREAK
0-for-2

CAREERHIGHS
Hits: 2, Texas Southern, Mar 12, 2019
Doubles: 1, Texas Southern, Mar 12, 2019
Home runs: 1, Texas Southern, Mar 12, 2019 ; Arkansas, Mar 19, 2019
Total bases: 6, Texas Southern, Mar 12, 2019
RBI: 5, Texas Southern, Mar 12, 2019
Runs scored: 2, Texas Southern, Mar 12, 2019
Walks: 1, at Stanford, Mar 09, 2019 ; Texas Southern, Mar 12, 2019 ; Xavier, Mar 31, 2019
Struck out: 2, UTRGV, Mar 05, 2019 ; Arkansas, Mar 19, 2019
Sac bunts: 1, Purdue, Feb 23, 2019
At bats: 3, at Stanford, Mar 10, 2019 ; Texas Southern, Mar 12, 2019 ; Arkansas, Mar 19, 2019
Field chances: 11, at Stanford, Mar 08, 2019
Putouts: 9, at Stanford, Mar 08, 2019
Assists: 2, UTSA, Feb 27, 2019 ; at Stanford, Mar 08, 2019
Runners CS: 1, 4 times

CAREER STATISTICS																									
Year	Avg	GP	GS	AB	R	H	2B	3B	HR	RBI	TB	SLG%	BB	HBP	SO	GDP	OB%	SF	SH	SB	ATT	PO	A	E	FLD%
2019	.227	12	7	22	4	5	1	0	2	9	12	.545	3	0	8	0	.320	0	1	0	0	62	8	1	.986
TOTAL	.227	12	7	22	4	5	1	0	2	9	12	.545	3	0	8	0	.320	0	1	0	0	62	8	1	.986



ZACH ZUBIA

POS HT WT B/T YR
INF 6-4 240 R/R R-SO

RICHMOND, TEXAS
STRAKE JESUIT

2019SEASON

.250/.385/.414, 25-RBI


CURRENTSTREAK

4G (.455, 5-11)

CAREERHIGHS

Hits: 4, Kansas, Mar 16, 2018
Doubles: 2, New Orleans, Apr 21, 2018 ; Sam Houston State, Feb 26, 2019
Triples: 1, Lamar, Feb 21, 2018
Home runs: 2, at LSU, Feb 24, 2018
Total bases: 8, at LSU, Feb 24, 2018
RBI: 6, Kansas State, Apr 13, 2019
Runs scored: 2, 8 times
Walks: 3, at Texas A&M, Apr 10, 2018 ; LSU, Mar 02, 2019 ; Texas State, May 01, 2018
Hit by pitch: 1, 6 times
Struck out: 3, at LSU, Feb 23, 2018 ; Kansas, Mar 17, 2018 ; Kansas, Mar 18, 2018
Sac flies: 1, 6 times
At bats: 5, 13 times
Stolen bases: 1, at Kansas State, Mar 29, 2018
Field chances: 12, Kansas State, Apr 12, 2019
Putouts: 12, Kansas State, Apr 12, 2019
Assists: 1, Purdue, Feb 23, 2019

CAREER STATISTICS																									
Year	Avg	GP	GS	AB	R	H	2B	3B	HR	RBI	TB	SLG%	BB	HBP	SO	GDP	OB%	SF	SH	SB	ATT	PO	A	E	FLD%
2018	.275	65	59	222	30	61	14	1	11	45	110	.495	46	5	66	4	.407	2	0	1	1	1	0	0	1.000
2019	.250	38	33	116	12	29	7	0	4	25	48	.414	27	1	31	5	.385	4	0	0	0	22	1	0	1.000
TOTAL	.266	103	92	338	42	90	21	1	15	70	158	.467	73	6	97	9	.400	6	0	1	1	23	1	0	1.000



SAM BERTELSON

POS HT WT B/T YR
INF 6-1 215 L/R SO

MIDLAND, TEXAS
MIDLAND

2019SEASON

.235/.350/.294

CURRENTSTREAK

2G (.429, 3-7)

CAREERHIGHS

Hits: 2, Kansas State, Apr 13, 2019 ; Purdue, Feb 23, 2019
Doubles: 1, Kansas State, Apr 13, 2019 ; Purdue, Feb 23, 2019
Total bases: 3, Kansas State, Apr 13, 2019 ; Purdue, Feb 23, 2019
RBI: 2, Purdue, Feb 23, 2019
Runs scored: 3, Purdue, Feb 23, 2019
Walks: 1, 8 times
Hit by pitch: 1, at Louisiana, Feb 17, 2019
Struck out: 2, 4 times
At bats: 4, Kansas State, Apr 13, 2019 ; Purdue, Feb 23, 2019
Field chances: 13, Purdue, Feb 23, 2019
Putouts: 13, Purdue, Feb 23, 2019
Assists: 2, Purdue, Feb 23, 2019

CAREER STATISTICS																									
Year	Avg	GP	GS	AB	R	H	2B	3B	HR	RBI	TB	SLG%	BB	HBP	SO	GDP	OB%	SF	SH	SB	ATT	PO	A	E	FLD%
2018	.000	11	3	13	1	0	0	0	0	0	0	.000	3	0	8	0	.188	0	0	0	0	18	1	1	.950
2019	.235	19	8	34	5	8	2	0	0	4	10	.294	5	1	15	0	.350	0	0	0	0	90	5	0	1.000
TOTAL	.170	30	11	47	6	8	2	0	0	4	10	.213	8	1	23	0	.304	0	0	0	0	108	6	1	.991

BULLPEN NOTES



**KAMRON
FIELDS**

POS HT WT B/T YR
OF/P 6-3 190 R/R SO

GARLAND, TEXAS
LAKEVIEW CENTENNIAL

LAST APPEARANCE
4/12 vs. Kansas State
1.1 IP | 0 H | 0 R | 3 K

INHERITED/SCORED
16/9

CAREER HIGHS
Innings pitched: 3.1, TCU, May 19, 2018
Walks allowed: 3, vs Texas Southern, Apr 18, 2018 ; at Kansas State, Mar 30, 2018
Strikeouts: 5, Texas Tech, Mar 15, 2019
Batters faced: 13, TCU, May 19, 2018
Field chances: 5, at Louisiana, Feb 17, 2019
Putouts: 5, at Louisiana, Feb 17, 2019
Assists: 1, UTRGV, Mar 05, 2019 ; Oklahoma State, Mar 23, 2018 ; at Kansas State, Mar 30, 2018

CAREER STATISTICS																									
Year	ERA	W	L	App	GS	CG	SHO	CBO	SV	IP	H	R	ER	BB	SO	2B	3B	HR	BF	B/Avg	WP	HBP	BK	SFA	SHA
2018	1.82	1	0	15	2	0	0	1	0	24.2	19	6	5	22	19	1	1	0	111	.218	4	0	1	0	2
2019	4.00	1	1	14	0	0	0	2	3	18.0	9	9	8	8	24	2	0	1	75	.145	12	4	0	0	1
TOTAL	2.74	2	1	29	2	0	0	3	3	42.2	28	15	13	30	43	3	1	1	186	.188	16	4	1	0	3



**NICO
O'DONNELL**

POS HT WT B/T YR
RHP 6-5 195 R/R SO

SAN ANTONIO, TEXAS
CHURCHILL

LAST APPEARANCE
4/13 vs. Kansas State
0 IP | 0 H | 0 R | 2 BB

INHERITED/SCORED
6/2

CAREER HIGHS
Innings pitched: 5.1, UTSA, Feb 27, 2018
Walks allowed: 4, at Stanford, Mar 08, 2019 ; Sam Houston State, Mar 20, 2018
Strikeouts: 5, Stanford, Mar 08, 2018 ; Sam Houston State, Mar 20, 2018
Batters faced: 20, UTSA, Feb 27, 2018
Field chances: 1, Lamar, Feb 21, 2018 ; Texas Southern, Mar 12, 2019 ; at Texas State, Mar 27, 2018
Putouts: 1, at Texas State, Mar 27, 2018
Assists: 1, Lamar, Feb 21, 2018 ; Texas Southern, Mar 12, 2019
Runners CS: 1, 5 times

CAREER STATISTICS																									
Year	ERA	W	L	App	GS	CG	SHO	CBO	SV	IP	H	R	ER	BB	SO	2B	3B	HR	BF	B/Avg	WP	HBP	BK	SFA	SHA
2018	4.78	3	2	12	7	0	0	1	0	32.0	30	19	17	22	30	1	0	3	145	.252	2	3	0	0	1
2019	9.00	0	0	7	0	0	0	0	1	8.0	7	11	8	13	12	4	0	0	43	.259	3	2	0	1	0
TOTAL	5.62	3	2	19	7	0	0	1	1	40.0	37	30	25	35	42	5	0	3	188	.253	5	5	0	1	1



**DONNY
DIAZ**

POS HT WT B/T YR
RHP 6-0 220 R/R R-JR

KINGSVILLE, TEXAS
SAN JACINTO CC
KING

LAST APPEARANCE
4/9 vs. Rice
1.1 IP | 1 H | 0 R | 1 K

INHERITED/SCORED
7/5

CAREER HIGHS
Innings pitched: 2.0, Texas A&M, Apr 02, 2019 ; at Rice, Feb 19, 2019 ; Arkansas, Mar 19, 2019
Walks allowed: 3, at Stanford, Mar 10, 2019
Strikeouts: 4, Arkansas, Mar 19, 2019
Batters faced: 12, Arkansas, Mar 19, 2019
Field chances: 1, at Rice, Feb 19, 2019 ; Purdue, Feb 23, 2019
Putouts: 1, Purdue, Feb 23, 2019
Assists: 1, at Rice, Feb 19, 2019

CAREER STATISTICS																									
Year	ERA	W	L	App	GS	CG	SHO	CBO	SV	IP	H	R	ER	BB	SO	2B	3B	HR	BF	B/Avg	WP	HBP	BK	SFA	SHA
2019	3.00	0	0	9	0	0	0	0	1	12.0	8	6	4	12	15	2	0	0	57	.186	3	1	0	1	0
TOTAL	3.00	0	0	9	0	0	0	0	1	12.0	8	6	4	12	15	2	0	0	57	.186	3	1	0	1	0



TY
MADDEN

POS HT WT B/T YR
RHP 6-3 200 R/R FR

CYPRESS, TEXAS
CYPRESS RANCH

LAST APPEARANCE

4/14 vs. Kansas State
2.2 IP | 3 H | 1 R | 1 K

INHERITED/SCORED


2/0

CAREER HIGHS

Innings pitched: 7.0, at Stanford, Mar 07, 2019
Walks allowed: 4, at Rice, Feb 19, 2019
Strikeouts: 7, Sam Houston State, Feb 26, 2019 ; at Stanford, Mar 07, 2019
Batters faced: 28, at Stanford, Mar 07, 2019
Field chances: 2, Rice, Apr 09, 2019
Putouts: 1, at Stanford, Mar 07, 2019 ; Texas Tech, Mar 15, 2019
Assists: 2, Rice, Apr 09, 2019
Runners CS: 1, at Stanford, Mar 07, 2019

CAREER STATISTICS

Year	ERA	W	L	App	GS	CG	SHO	CBO	SV	IP	H	R	ER	BB	SO	2B	3B	HR	BF	B/Avg	WP	HBP	BK	SFA	SHA
2019	2.49	3	1	10	4	0	0	1	0	25.1	22	8	7	13	25	4	0	0	109	.234	4	0	0	1	1
TOTAL	2.49	3	1	10	4	0	0	1	0	25.1	22	8	7	13	25	4	0	0	109	.234	4	0	0	1	1



MATTEO
BOCCHI

POS HT WT B/T YR
RHP 6-4 205 R/R SR

PARMA, ITALY
ODESSA COLLEGE
ITE MELLONI

LAST APPEARANCE

4/9 vs. Rice
3.0 IP | 0 H | 0 R | 3 K

INHERITED/SCORED


8/4

CAREER HIGHS

Innings pitched: 5.0, Tennessee Tech, Jun 11, 2018
Walks allowed: 4, Northwestern, Mar 04, 2018 ; vs Kansas, May 23, 2018
Strikeouts: 6, Texas Southern, Jun 01, 2018
Batters faced: 19, Tennessee Tech, Jun 11, 2018
Field chances: 1, 8 times
Putouts: 1, 4 times
Assists: 1, Sam Houston State, Feb 26, 2019 ; Tennessee Tech, Jun 11, 2018 ; at Incarnate Word, Mar 26, 2019
Runners CS: 1, Tennessee Tech, Jun 11, 2018

CAREER STATISTICS

Year	ERA	W	L	App	GS	CG	SHO	CBO	SV	IP	H	R	ER	BB	SO	2B	3B	HR	BF	B/Avg	WP	HBP	BK	SFA	SHA
2018	3.05	4	1	21	4	0	0	1	1	38.1	34	14	13	21	34	6	1	3	166	.248	2	3	2	1	4
2019	2.29	1	0	10	1	0	0	0	1	19.2	14	7	5	7	14	1	0	0	82	.197	2	2	1	0	2
TOTAL	2.79	5	1	31	5	0	0	1	2	58.0	48	21	18	28	48	7	1	3	248	.231	4	5	3	1	6



COLE
QUINTANILLA

POS HT WT B/T YR
RHP 6-5 200 R/R R-FR

CEDAR PARK, TEXAS
CEDAR PARK

LAST APPEARANCE

4/14 vs. Kansas State
2 IP | 0 H | 0 R | 4 K

INHERITED/SCORED


16/7

CAREER HIGHS

Innings pitched: 3.0, LSU, Mar 02, 2019 ; Arkansas, Mar 20, 2019
Walks allowed: 2, at Baylor, Apr 05, 2019
Strikeouts: 7, LSU, Mar 02, 2019
Batters faced: 11, at Louisiana, Feb 16, 2019 ; Texas Tech, Mar 16, 2019
Field chances: 2, Kansas State, Apr 14, 2019 ; Purdue, Feb 22, 2019 ; Arkansas, Mar 20, 2019
Putouts: 1, Kansas State, Apr 14, 2019 ; Arkansas, Mar 20, 2019 ; at TCU, Mar 24, 2019
Assists: 2, Purdue, Feb 22, 2019
Runners CS: 1, Kansas State, Apr 14, 2019 ; Arkansas, Mar 20, 2019

CAREER STATISTICS

Year	ERA	W	L	App	GS	CG	SHO	CBO	SV	IP	H	R	ER	BB	SO	2B	3B	HR	BF	B/Avg	WP	HBP	BK	SFA	SHA
2019	2.96	2	1	15	0	0	0	1	4	24.1	19	9	8	6	31	3	0	0	99	.224	2	3	1	5	0
TOTAL	2.96	2	1	15	0	0	0	1	4	24.1	19	9	8	6	31	3	0	0	99	.224	2	3	1	5	0




TRISTAN STEVENS
POS HT WT B/T YR
RHP 6-2 205 R/R R-SO
SPRINGFIELD, MO
KICKAPOO

LAST APPEARANCE
4/14 vs. Kansas State
2.1 IP | 0 H | 0 R | 4 K

INHERITED/SCORED
14/4

CAREER HIGHS
Innings pitched: 2.1, Kansas State, Apr 14, 2019
Walks allowed: 2, 5 times
Strikeouts: 4, Kansas State, Apr 14, 2019
Batters faced: 9, Kansas State, Apr 14, 2019
Field chances: 1, 6 times
Putouts: 1, UT Rio Grande Valley, Apr 17, 2018
Assists: 1, 5 times

CAREER STATISTICS																									
Year	ERA	W	L	App	GS	CG	SHO	CBO	SV	IP	H	R	ER	BB	SO	2B	3B	HR	BF	B/Avg	WP	HBP	BK	SFA	SHA
2018	3.86	0	0	2	2	0	0	0	0	2.1	3	1	1	2	0	0	0	0	12	.375	0	2	0	0	0
2019	3.29	2	1	15	0	0	0	1	0	13.2	7	7	5	11	16	2	0	0	64	.146	2	2	0	1	2
TOTAL	3.38	2	1	17	2	0	0	1	0	16.0	10	8	6	13	16	2	0	0	76	.179	2	4	0	1	2



MATT WHELAN
POS HT WT B/T YR
RHP 6-1 170 R/R SO
HOUSTON, TEXAS
TAYLOR

LAST APPEARANCE
4/13 vs. Kansas State
2 IP | 1 H | 1 R | 1 ER

INHERITED/SCORED
7/3

CAREER HIGHS
Innings pitched: 5.0, Purdue, Feb 24, 2019
Walks allowed: 3, UTRGV, Mar 05, 2019
Strikeouts: 7, at West Virginia, Apr 27, 2018 ; at Arkansas, Mar 13, 2018
Batters faced: 19, Purdue, Feb 24, 2019
Field chances: 2, Purdue, Feb 24, 2019
Assists: 2, Purdue, Feb 24, 2019
Runners CS: 1, McNeese State, Apr 02, 2018 ; at West Virginia, Apr 27, 2018 ; vs Kansas, May 23, 2018

CAREER STATISTICS																									
Year	ERA	W	L	App	GS	CG	SHO	CBO	SV	IP	H	R	ER	BB	SO	2B	3B	HR	BF	B/Avg	WP	HBP	BK	SFA	SHA
2018	4.37	1	0	11	1	0	0	0	0	22.2	19	12	11	11	23	4	0	3	96	.232	0	1	0	1	1
2019	4.07	2	1	12	3	0	0	1	0	24.1	19	11	11	8	20	5	1	2	106	.216	0	5	0	2	3
TOTAL	4.21	3	1	23	4	0	0	1	0	47.0	38	23	22	19	43	9	1	5	202	.224	0	6	0	3	4




JACK NEELY
POS HT WT B/T YR
RHP 6-9 220 R/R FR
SAN ANTONIO, TEXAS
CHURCHILL

LAST APPEARANCE
3/26 at Incarnate Word
0.1 IP | 0 H | 0 R | 2 BB

INHERITED/SCORED
3/0

CAREER HIGHS
Innings pitched: 3.1, at Stanford, Mar 08, 2019
Walks allowed: 3, Arkansas, Mar 19, 2019
Strikeouts: 6, at Stanford, Mar 08, 2019
Batters faced: 14, Arkansas, Mar 19, 2019

CAREER STATISTICS																									
Year	ERA	W	L	App	GS	CG	SHO	CBO	SV	IP	H	R	ER	BB	SO	2B	3B	HR	BF	B/Avg	WP	HBP	BK	SFA	SHA
2019	11.42	0	1	7	1	0	0	0	0	8.2	8	12	11	10	10	3	0	2	43	.242	1	0	0	0	0
TOTAL	11.42	0	1	7	1	0	0	0	0	8.2	8	12	11	10	10	3	0	2	43	.242	1	0	0	0	0



KOLBY KUBICHECK

POS HT WT B/T YR
RHP 6-0 170 R/R FR


BRYAN, TEXAS
BRYAN

LAST APPEARANCE
4/12 vs. Kansas State
1 IP | 2 H | 1 R | 1 ER | 2 K

INHERITED/SCORED
7/2

CAREER HIGHS
Innings pitched: 2.2, UTRGV, Mar 05, 2019
Walks allowed: 2, Xavier, Mar 29, 2019
Strikeouts: 3, Xavier, Mar 29, 2019
Batters faced: 12, Arkansas, Mar 20, 2019
Field chances: 2, Arkansas, Mar 20, 2019
Assists: 2, Arkansas, Mar 20, 2019
Runners CS: 1, UTRGV, Mar 05, 2019

CAREER STATISTICS																									
Year	ERA	W	L	App	GS	CG	SHO	CBO	SV	IP	H	R	ER	BB	SO	2B	3B	HR	BF	B/Avg	WP	HBP	BK	SFA	SHA
2019	6.35	0	0	9	1	0	0	0	1	11.1	14	9	8	4	9	3	0	0	54	.311	2	1	0	1	3
TOTAL	6.35	0	0	9	1	0	0	0	1	11.1	14	9	8	4	9	3	0	0	54	.311	2	1	0	1	3



BRANDON IVEY

POS HT WT B/T YR
LHP 6-1 185 L/L SR

HOUSTON, TEXAS
NAVARRO CC
CONCORDIA LUTHERAN

LAST APPEARANCE
4/9 vs. Rice
0.2 IP | 0 H | 0 R

INHERITED/SCORED
12/5

CAREER HIGHS
Innings pitched: 1.2, at LSU, Feb 23, 2018
Walks allowed: 2, at LSU, Feb 23, 2018
Strikeouts: 1, at LSU, Feb 23, 2018 ; Xavier, Mar 29, 2019
Batters faced: 10, at LSU, Feb 23, 2018
Field chances: 2, Xavier, Mar 29, 2019
Putouts: 1, Xavier, Mar 29, 2019
Assists: 1, Xavier, Mar 29, 2019

CAREER STATISTICS																									
Year	ERA	W	L	App	GS	CG	SHO	CBO	SV	IP	H	R	ER	BB	SO	2B	3B	HR	BF	B/Avg	WP	HBP	BK	SFA	SHA
2018	16.20	0	0	2	0	0	0	0	0	1.2	3	3	3	3	1	0	0	0	11	.375	1	0	0	0	0
2019	0.00	2	0	7	0	0	0	0	0	3.2	2	2	0	2	1	0	0	0	16	.167	1	0	0	1	1
TOTAL	5.06	2	0	9	0	0	0	0	0	5.1	5	5	3	5	2	0	0	0	27	.250	2	0	0	1	1



OWEN MEANEY
POS HT WT B/T YR
RHP 6-5 230 R/R FR
HOUSTON, TEXAS
ST. THOMAS

LAST APPEARANCE
4/2 vs. Texas A&M*
2.0 IP | 6 H | 4 R | 4 ER

INHERITED/SCORED
0/0

CAREER HIGHS
Innings pitched: 5.0, Arkansas, Mar 19, 2019
Walks allowed: 2, UTSA, Feb 27, 2019
Strikeouts: 2, Texas A&M, Apr 02, 2019 ; UTSA, Feb 27, 2019 ; Arkansas, Mar 19, 2019
Batters faced: 17, Arkansas, Mar 19, 2019
Field chances: 2, Texas A&M, Apr 02, 2019
Putouts: 2, Texas A&M, Apr 02, 2019
Assists: 1, Arkansas, Mar 19, 2019
Runners CS: 1, Texas A&M, Apr 02, 2019 ; UTSA, Feb 27, 2019 ; Arkansas, Mar 19, 2019

CAREER STATISTICS																									
Year	ERA	W	L	App	GS	CG	SHO	CBO	SV	IP	H	R	ER	BB	SO	2B	3B	HR	BF	B/Avg	WP	HBP	BK	SFA	SHA
2019	3.86	0	1	5	2	0	0	0	0	11.2	10	5	5	3	8	0	0	3	48	.238	0	3	0	0	0
TOTAL	3.86	0	1	5	2	0	0	0	0	11.2	10	5	5	3	8	0	0	3	48	.238	0	3	0	0	0




MASON BRYANT
POS HT WT B/T YR
RHP 6-5 220 R/R FR
AUSTIN, TEXAS
MCCALLUM

LAST APPEARANCE
3/31 vs. Xavier
0.0 IP | 2 R | 2 ER | 2 BB


INHERITED/SCORED
8/2

CAREER HIGHS
Innings pitched: 1.2, LSU, Mar 03, 2019
Walks allowed: 2, Texas Tech, Mar 17, 2019 ; Arkansas, Mar 20, 2019 ; Xavier, Mar 31, 2019
Strikeouts: 4, LSU, Mar 03, 2019
Batters faced: 9, LSU, Mar 03, 2019
Field chances: 1, at TCU, Mar 24, 2019
Putouts: 1, at TCU, Mar 24, 2019


CAREER STATISTICS																									
Year	ERA	W	L	App	GS	CG	SHO	CBO	SV	IP	H	R	ER	BB	SO	2B	3B	HR	BF	B/Avg	WP	HBP	BK	SFA	SHA
2019	5.62	1	1	9	0	0	0	0	1	8.0	8	6	5	9	13	0	0	1	42	.250	5	1	0	0	0
TOTAL	5.62	1	1	9	0	0	0	0	1	8.0	8	6	5	9	13	0	0	1	42	.250	5	1	0	0	0




4 TATE SHAW
R-Sr. | OF



5 RYAN REYNOLDS
Jr. | INF



6 DJ PETRINSKY
Sr. | C




7 MASEN HIBBELER
Sr. | INF



8 KAMRON FIELDS
So. | RHP/OF




10 BRYCE REAGAN
Fr. | INF




11 DUKE ELLIS
Jr. | OF




13 BRYCE ELDER
So. | RHP




17 NICO O'DONNELL
So. | RHP




19 DONNY DIAZ
R-Jr. | RHP




24 CHASE ROBERTS
Fr. | RHP/OF



27 BLAIR HENLEY
Jr. | RHP




28 LANCE FORD
Fr. | INF




30 ERIC KENNEDY
Fr. | OF




32 TY MADDEN
Fr. | RHP




33 MATTEO BOCCI
Sr. | RHP




34 COLE QUINTANILLA
R-Fr. | RHP




35 TRISTAN STEVENS
R-So. | RHP




36 TURNER GAUNT
R-Fr. | C




37 MATTHEW WHELAN
So. | RHP




38 JACK NEELY
Fr. | RHP




39 KOLBY KUBICHEK
Fr. | RHP




40 MICHAEL MCCANN
R-Sr. | C




41 BRYSON SMITH
R-So. | INF




43 PETER GEIB
Fr. | INF




44 AUSTIN TODD
Jr. | OF



45 COY COBB
Fr. | RHP




46 BRANDON IVEY
Sr. | LHP




48 CASTON PETER
Fr. | C




51 OWEN MEANEY
Fr. | RHP



52 ZACH ZUBIA
R-So. | INF



55 SAM BERTELSON
So. | INF



57 THOMAS BURBANK
Fr. | LHP/INF



58 MASON BRYANT
Fr. | RHP