



2019 FOOTBALL

CONFERENCE STANDINGS

Table with columns: BIG 12 GAMES (W-L, Pct., PF, PA), OVERALL (W-L, Pct., PF, PA), Home, Road, Neutral, vs. Top 25, Streak. Rows list teams: Oklahoma, Baylor, Texas, Oklahoma State, Kansas State, Iowa State, West Virginia, TCU, Texas Tech, Kansas.

BIG 12 BOWL SCHEDULE

Schedule of bowl games including: Friday, December 27 (Academy Sports + Outdoors Texas Bowl), Saturday, December 28 (Camping World Bowl), CFP Semifinal at the Chick-fil-A Peach Bowl, Tuesday, December 31 (AutoZone Liberty Bowl), Valero Alamo Bowl, Wednesday, January 1 (Allstate Sugar Bowl).

CONFERENCE NEWS & NOTES

- National semifinalist Oklahoma highlights six Big 12 teams that will compete in bowl games.
Conference teams will play ranked opponents in 83.3% of bowl matchups, which is the highest among all leagues.
The Big 12 has two teams competing in CFP New Year's Six Bowls for the fourth season in the six years of the structure.
The Big 12's combined bowl winning percentage of .619 (13-8) over the past three seasons (2016-18) is the highest of the autonomy conferences.
The Big 12's bowl winning percentage of .571 (4-3) in 2018 postseason games led the autonomy leagues.
Baylor is playing in the Sugar Bowl for the first time since winning the 1957 game and is appearing in its 25th bowl game overall.
Iowa State is making its third-straight bowl appearance for just the second time in history (2000-02), and will play in its first bowl game in the state of Florida.
In its 22nd bowl game, K-State is looking for three-straight bowl wins for the first time in program history.
Oklahoma will play in a semifinal game for the third consecutive season and fourth time in five years.
Oklahoma State's streak of 14 consecutive bowl appearances is the ninth longest active bowl game streak in the country.
The 2019 Valero Alamo Bowl marks the 56th all-time bowl appearance for Texas, the second-most appearances in college football history.
The Dr Pepper Big 12 Football Championship lived up to its billing of a top 7 showdown as No. 6 Oklahoma won in OT with a 30-23 win over No. 7 Baylor.
The Big 12 is the only autonomy league to need overtime to determine the winner of its championship game, which has happened twice.

- Notes continued on page 3 -

BIG 12 SIRIUSXM RADIO IS ON CHANNEL 375

BIG 12 CHAMPIONS FOR LIFE

Big 12 Champions for Life, an initiative of the Big 12 Conference, is in its fifth year in 2019-20. It features student-athletes, selected by Conference institutions, in a series of public service announcements highlighting the positive impact an athletics scholarship has had on their lives leading to stories of personal growth and success.

BAYLOR (11-2, 8-1 Big 12)

Date	Opponent	Time (CT)	Attend	BU			OPP		
				CFP	AP	C	CFP	AP	C
A31	SFA (Big 12 Now on ESPN+)	W 56-17	43,013				RV		
S7	UTSA (FSN)	W 63-14	40,274						
S14	OPEN								
S21	at Rice (CBSSN)	W 21-13	20,198						
S28	Iowa State* (ESPN)	W 23-21	42,359				RV	RV	
O5	at Kansas State* (ESPN2)	W 31-12	50,448		RV	RV		RV	RV
O12	Texas Tech* (FSI)	W 33-30 (20T)	47,264	22	23				
O19	at Oklahoma State* (FOX)	W 45-27	55,060	18	18				
O26	OPEN			14	14				
O31	West Virginia* (ESPN)	W 17-14	46,379	12	11				
N9	at TCU* (FSI)	W 29-23 (30T)	45,870	12	11	10			
N16	Oklahoma* (ABC)	L 31-34	50,223	13	12	12	10	10	8
N23	Texas* (FSI)	W 24-10	49,109	14	13	13	RV		
N30	at Kansas* (ESPN)	W 61-6	22,531	9	11	10			
D7	vs. Oklahoma! (ABC)	L 23-30 (0T)	65,191	7	8	8	6	6	6
J1	vs. Georgia^ (ESPN)	7:45 p.m.		7	8	8	5	5	5

! Dr Pepper Big 12 Championship
^ Allstate Sugar Bowl

IOWA STATE (7-5, 5-4 Big 12)

Date	Opponent	Time (CT)	Attend	ISU			OPP		
				CFP	AP	C	CFP	AP	C
A31	Northern Iowa (FSI)	W 29-26 30T	61,500		21	24			
S7	OPEN						25	RV	
S14	Iowa (FSI)	L 17-18	61,500		RV	RV		19	18
S21	ULM (FSI)	W 72-20	57,442		RV	RV			
S28	at Baylor* (ESPN)	L 21-23	42,359		RV	RV			
O5	TCU* (ESPN2)	W 49-24	59,553						RV
O12	at West Virginia* (ESPN)	W 38-14	51,836				RV		
O19	at Texas Tech* (FSI)	W 34-24	52,315		RV	RV			
O26	Oklahoma State* (FSI)	L 27-34	61,500		23	RV			
N2	OPEN						RV	RV	
N9	at Oklahoma* (FOX)	L 41-42	83,541		RV		9	9	8
N16	Texas* (FSI)	W 23-21	58,946		RV		19	22	23
N23	Kansas* (FSN)	W 41-31	58,120	22	RV				
N30	at K-State* (FSI)	L 17-27	48,990	23	RV	RV			
D28	vs. Notre Dame^ (ABC)	11:00 a.m.			RV	RV	15	14	14

^ Camping World Bowl

KANSAS (3-9, 1-8 Big 12)

Date	Opponent	Time (CT)	Attend	KU			OPP		
				CFP	AP	C	CFP	AP	C
A31	Indiana State (FSN)	W 24-17	32,611						
S7	Coast. Carolina (Big 12 Now on ESPN+)	L 7-12	33,493						
S13	at Boston College (ACC)	W 48-24	32,848					RV	RV
S21	W. Virginia* (Big 12 Now on ESPN+)	L 24-29	35,816						
S28	at TCU* (FSI)	L 14-51	41,960					RV	
O5	Oklahoma* (ABC)	L 20-45	34,402				6	4	
O12	OPEN								
O19	at Texas* (LHN)	L 48-50	97,137				15	15	
O26	Texas Tech* (FSI)	W 37-34	31,036						
N2	K-State* (FSI)	L 10-38	47,233					25	
N9	OPEN								
N16	at Oklahoma State* (FSI)	L 13-31	55,388				22	25	RV
N23	at Iowa State* (FSN)	L 31-41	58,120					22	RV
N30	Baylor* (ESPN)	L 6-61	22,531				9	11	10

K-STATE (8-4, 5-4 Big 12)

Date	Opponent	Time (CT)	Attend	K-State			OPP		
				CFP	AP	C	CFP	AP	C
A31	Nicholls (Big 12 Now on ESPN+)	W 49-14	51,189						
S7	Bowling Green (FSN)	W 52-0	46,075						
S14	at Mississippi State (ESPN)	W 31-24	54,522						RV 23
S21	OPEN							RV	25
S28	at Okla. State* (Big 12 Now on ESPN+)	L 13-26	55,509		24	22		RV	RV
O5	Baylor* (ESPN2)	L 12-31	50,448		RV	RV		RV	RV
O12	OPEN								
O19	TCU* (FSN)	W 24-17	48,298						
O26	Oklahoma* (ABC)	W 48-41	50,394					5	5
N2	at Kansas* (FSI)	W 38-10	47,233				25		
N9	at Texas* (ESPN)	L 24-27	97,833	16	20	22		RV	RV
N16	West Virginia* (ESPN)	L 20-24	46,332	24	RV	RV			
N23	at Texas Tech* (FSI)	W 30-27	50,117				RV		
N30	Iowa State* (FSI)	W 27-17	48,990					23	RV RV
D31	vs. Navy^ (ESPN)	2:45 p.m.			RV	RV	23	21	21

^ AutoZone Liberty Bowl

OKLAHOMA (12-1, 8-1 Big 12)

Date	Opponent	Time (CT)	Attend	OU			OPP		
				CFP	AP	C	CFP	AP	C
S1	Houston (ABC)	W 49-31	84,534		4	4			RV
S7	South Dakota (PPV)	W 70-14	82,181		4	4			
S14	at UCLA* (FOX)	W 48-14	52,578		5	4			
S21	OPEN				5	4			
S28	Texas Tech* (FOX)	W 55-16	84,416		6	4			
O5	at Kansas* (ABC)	W 45-20	34,402		6	4			
O12	vs. Texas* (FOX)	W 34-27	92,100		6	5	11	11	
O19	West Virginia* (FOX)	W 52-14	82,620		5	5			
O26	at K-State* (ABC)	L 41-48	50,394		5	5			
N2	OPEN				10	9			
N9	Iowa State* (FOX)	W 42-41	83,541	9	9	8		RV	
N16	at Baylor* (ABC)	W 34-31	50,223	10	10	8	13	12	10
N23	TCU* (FOX)	W 28-24	82,241	9	8	7			
N30	at Oklahoma State* (FOX)	W 34-16	54,575	7	7	7	21	21	21
D7	vs. Baylor! (ABC)	W, 30-23 (0T)	65,191	6	6	6	7	8	8
D28	vs. LSU* (ESPN)	3:00 p.m.		4	4	4	1	1	1

! Dr Pepper Big 12 Championship
^ CFP Semifinal at the Chick-fil-A Peach Bowl

OKLAHOMA STATE (8-4, 5-4 Big 12)

Date	Opponent	Time (CT)	Attend	OSU			OPP		
				CFP	AP	C	CFP	AP	C
A30	at Oregon State (FSI)	W 52-36	31,681				RV	RV	
S7	McNeese (Big 12 Now on ESPN+)	W 56-14	55,509				RV	RV	
S14	at Tulsa (ESPN2)	W 40-21	28,612				RV	RV	
S21	at Texas* (ABC)	L 30-36					RV	RV	12 13
S28	K-State* (Big 12 Now on ESPN+)	W 26-13	55,509				RV	RV	24 22
O5	at Texas Tech* (FSI)	L 35-45	56,479		21	25			
O12	OPEN								
O19	Baylor* (FOX)	L 27-45	55,060						18 18
O26	at Iowa State* (FSI)	W 34-27	61,500						23 RV
N2	TCU* (ESPN)	W 34-27	52,861				RV	RV	8
N9	OPEN						23	RV	RV
N16	Kansas* (FSI)	W 31-13	55,388	22	25	RV			
N23	at West Virginia* (ESPN2)	W 20-13	46,022	21	22	23			
N30	Oklahoma* (FOX)	L 16-34	54,575	21	21	21	7	7	7
D27	vs. Texas A&M^ (ESPN)	5:45 p.m.			25	25	RV	RV	

^ Academy Sports + Outdoors Texas Bowl

TCU (5-7, 3-6 Big 12)

Date	Opponent	Time (CT)	Attend	TCU			OPP		
				CFP	AP	C	CFP	AP	C
A31	Ark.-Pine Bluff (FSN)	W 39-7	40,422	RV	RV				
S7	OPEN			RV	RV				
S14	at Purdue (BTN)	W 34-13	60,037	RV	RV				
S21	SMU (FSI)	L 38-41	41,250	25	RV				
S28	Kansas* (FSI)	W 51-14	41,960		RV				
O5	at Iowa State* (ESPN2)	L 24-49	59,553		RV				
O12	OPEN				RV				
O19	at K-State* (FSN)	L 17-24	48,298						
O26	Texas* (FOX)	W 37-27	47,660			15	15		
N2	at Oklahoma State* (ESPN)	L 27-34	52,861			RV	RV		
N9	Baylor* (FSI)	L 23-29 (30T)	45,870			12	11	10	
N16	at Texas Tech* (ESPN2)	W 33-31	50,459						
N23	at Oklahoma* (FOX)	L 24-28	82,241			9	8	7	
N29	West Virginia* (ESPN)	L 17-20	40,126						

TEXAS (7-5, 5-4 Big 12)

Date	Opponent	Time (CT)	Attend	UT			OPP		
				CFP	AP	C	CFP	AP	C
A31	Louisiana Tech (LHN)	W 45-14	93,418	10	10				
S7	LSU (ABC)	L 38-45	98,763	9	9			7	
S14	at Rice (CBSSN)	W 48-13	42,417	12	13				
S21	Oklahoma State* (ABC)	W 36-30	96,936	12	13			RV	
S28	OPEN			11	12				
O5	at West Virginia* (ABC)	W 42-31	62,069	11	12				
O12	vs Oklahoma* (FOX)	L 27-34	92,100	11	11			6	
O19	Kansas* (LHN)	W 50-48	97,137	15	15				
O26	at TCU* (FOX)	L 27-37	47,660	15	15				
N2	OPEN					RV	24		
N9	K-State* (ESPN)	W 27-24	97,833	RV	RV	16	20	22	
N16	at Iowa State* (FSI)	L 21-23	58,946	19	22	23		RV	
N23	at Baylor* (FSI)	L 10-24	49,109		RV		14	13	
N29	Texas Tech* (FOX)	W 49-24	93,747						
D31	vs. Utah* (ESPN)	6:30 p.m.					11	12	








* Valero Alamo Bowl









TEXAS TECH (4-8, 2-7 Big 12)

Date	Opponent	Time (CT)	Attend	TTU			OPP		
				CFP	AP	C	CFP	AP	C
A31	Montana State (FSN)	W 45-10	54,183						
S7	UTEP (FSN)	W 38-3	56,957						
S14	at Arizona (ESPN)	L 14-18	37,307						
S21	OPEN								
S28	at Oklahoma* (FOX)	L 16-55	84,416				6	4	
O5	Oklahoma State* (FSI)	W 45-35	56,479				21	25	
O12	at Baylor* (FSI)	L 30-33 (30T)	47,264				22	23	
O19	Iowa State* (FSI)	L 24-34	52,315				RV	RV	
O26	at Kansas* (FSI)	L 34-37	31,036						
N2	OPEN								
N9	at West Virginia* (ESPN2)	W 38-17	56,573						
N16	TCU* (ESPN2)	L 31-33	50,459						
N23	Kansas State* (FSI)	L 27-30	50,117					RV	
N29	at Texas* (FOX)	L 24-49	93,74						

WEST VIRGINIA (5-7, 3-6 Big 12)

Date	Opponent	Time (ET)	Attend	WVU			OPP		
				CFP	AP	C	CFP	AP	C
A31	James Madison (AT&T SN)	W 20-13	61,891			RV	RV		
S7	at Missouri (ESPN2)	L 7-38	51,215						
S14	NC State (FSI)	W 44-27	57,052					RV	
S21	at Kansas* (Big 12 Now on ESPN+)	W 29-24	35,816						
S28	OPEN								
O5	Texas* (ABC)	L 31-42	62,069				11	12	
O12	Iowa State* (ESPN)	L 14-38	51,836					RV	
O19	at Oklahoma* (FOX)	L 14-52	82,620				5	5	
N26	OPEN								
O31	at Baylor* (ESPN)	L 14-17	46,379				12	11	
N9	Texas Tech* (ESPN2)	L 17-38	56,573						
N16	at K-State* (ESPN)	W 24-20	46,332				24	RV	
N23	Oklahoma State* (ESPN2)	L 13-20	46,022				21	22	
N29	at TCU* (ESPN)	W 20-17	40,126						

-  The Big 12 Championship had the smallest margin of victory (7 points) among the five autonomy title games and was the only determined by fewer than 13 points.
-  The Sooners have won 13 Big 12 championships and five consecutive.
-  The Championship game featured a rematch of the contest played between the two teams on November 16 in which OU escaped with a 34-31 win after a 25-point comeback.
-  This year's title game between No. 7 Baylor and No. 6 Oklahoma was the second-highest ranked contest of all the 2019 league championships, and the highest since the return of the Big 12 title game in 2017.
-  Oklahoma's Jalen Hurts finished as runner-up for the 2019 Heisman Trophy, becoming the Sooners' fifth Heisman finalist in the last four years. Hurts is the Big 12's 21st finalist since its inception in 1996. The Conference has had a finalist in 16 of its 24 seasons with two in five seasons and won the award seven times, including 2017 and 2018.
-  Arguably no-other conference champion has a more difficult path to the College Football Playoff than the Big 12 champion: nine-game Conference schedule, plays every team in the Conference, championship game match-up guarantees the Conference's two best teams, and one-of-three non-conference games must be against a peer conference opponent. No other conference champion can make that claim.
-  Since the Big 12 went to round-robin play in 2011, only one team has gone undefeated through the nine-game schedule. Oklahoma ran the table in 2016.

-  The Big 12 is the only conference that has 60% of teams with overall winning records.
-  The Big 12's average margin of victory of 12.8 points in conference games was the narrowest among the FBS leagues. The Big 12 had the highest percentage (51.1%) of league games decided by 8-or-fewer points.
-  The Big 12 is the only conference that opened the 2019 season undefeated. It marks the first season since 2012 that the Big 12 has gone undefeated in the first full weekend of games.
-  The Big 12 concluded regular season non-conference play with an .800 (24-6) winning percentage, good for second in the nation. The Big 12 was also second in win percentage among autonomy leagues against each other at .600 (6-4).
-  Two of the Big 12's six non-conference losses were to teams that rank in the CFP Top 25 (LSU and Iowa). Four of the six have six-plus wins.
-  The Big 12 topped the nation in non-conference road win percentage (.800) and led autonomy leagues in non-conference road wins (8-2). Five of the victories were at autonomy conference opponents.
-  The Big 12 played 10 opponents from other autonomy conferences in 2019 with seven of those on the road.
-  No other autonomy conference faced a higher percentage of non-conference games against peer conferences than the Big 12 (33.3%).