

TEXAS BASKETBALL

2017 NCAA REGIONAL GUIDE

BROOKE MCCARTY
BIG 12 PLAYER OF THE YEAR

JOYNER HOLMES
BIG 12 FRESHMAN OF THE YEAR

KAREN ASTON
BIG 12 COACH OF THE YEAR

BRIANNA TAYLOR
BIG 12 DEFENSIVE PLAYER OF THE YEAR





TEXAS BASKETBALL

SCHEDULE AND RESULTS

DATE	DAY	UT	OPP	OPPONENT	TV	TIME/RESULT
SUN	N.06	8/6	NR/NR	TARLETON STATE (Exh.)	LHN	W, 93-43
MON	N.14	8/6	11/10	at Stanford	ESPN2	L, 59-71
WED	N.16	8/10	NR/NR	HOUSTON BAPTIST	LHN	W, 98-46
SUN	N.20	8/10	10/9	at Mississippi State	SEC Network	L, 68-79
WED	N.23	14/14	NR/NR	NORTHWESTERN STATE	LHN	W, 86-39
SEC-BIG 12 CHALLENGE (AUSTIN, TEXAS)						
THU	D.01	14/15	3/3	SOUTH CAROLINA	ESPN2	L, 67-76
JIMMY V CLASSIC (UNCASVILLE, CONN.)						
SUN	D.04	14/15	2/2	vs. UConn	ESPN	L, 54-72
SUN	D.11	17/17	RV/RV	TENNESSEE	FS1	W, 72-67
THU	D.15	16/17	NR/NR	UT RIO GRANDE VALLEY	LHN	W, 85-61
SAT	D.17	16/17	NR/NR	UTSA	LHN	W, 76-43
TUE	D.20	16/17	NR/NR	NEW ORLEANS	LHN	W, 80-48
THU	D.29	16/16	NR/NR	TEXAS TECH *	LHN	W, 67-47
SUN	J.01	16/16	NR/NR	at Iowa State *	FSN	W, 75-68
WED	J.04	15/17	NR/NR	at Kansas *	JTV/ESPN3	W, 66-54
SAT	J.07	15/17	NR/NR	TCU *	LHN	W, 83-54
TUE	J.10	16/17	NR/NR	OKLAHOMA STATE *	LHN	W, 66-35
SAT	J.14	16/17	18/19	at West Virginia *	WVUSports.com	W, 73-63
TUE	J.17	12/14	20/20	OKLAHOMA *	FS1	W, 86-68
SAT	J.21	12/14	RV/NR	at Texas Tech *	TexasTech.TV	W, 77-57
WED	J.25	12/13	NR/NR	at TCU *	FSSW +	W, 77-69
SUN	J.29	12/13	22/22	WEST VIRGINIA *	FS1	W, 69-54
WED	F.01	12/13	NR/RV	at Oklahoma State *	FS Oklahoma	W, 85-71
SAT	F.04	12/13	RV/RV	KANSAS STATE *	LHN	W, 63-58
MON	F.06	12/13	2/2	at Baylor *	FS1	W, 85-79
SAT	F.11	11/10	NR/NR	KANSAS *	LHN	W, 75-42
MON	F.13	11/10	5/4	at Florida State	ESPN2	W, 92-88 2OT
SAT	F.18	8/8	19/19	at Oklahoma *	FSN	L, 73-74
MON	F.20	6/8	4/4	BAYLOR *	ESPN2	L, 67-70
FRI	F.24	6/10	NR/NR	IOWA STATE *	LHN	L, 66-70
MON	F.27	12/10	24/RV	at Kansas State *	ESPN3	W, 69-61
PHILLIPS 66 BIG 12 WOMEN'S BASKETBALL CHAMPIONSHIP (OKLAHOMA CITY, OKLA.)						
SAT	M.04	12/14	NR/NR	vs. Oklahoma State (Quarterfinals)	FSN	W, 71-60
SUN	M.05	12/14	NR/NR	vs. West Virginia (Semifinals)	FS1	L, 59-62
NCAA FIRST AND SECOND ROUNDS (AUSTIN, TEXAS)						
FRI	M.17	14/15	NR/NR	CENTRAL ARKANSAS	ESPN2	W, 78-50
SUN	M.19	14/15	17/17	N.C. STATE	ESPN2	W, 84-80
NCAA REGIONALS (LEXINGTON, KY.)						
FRI	M.24	14/15	6/6	vs. Stanford	ESPN2	8:00 p.m.

* - Big 12 Conference game | All times Central.

Rankings: Associated Press Top 25 / USA Today Coaches Poll

NCAA ALL-TIME WINNINGEST PROGRAMS

Tennessee	1,319
Louisiana Tech	1,091
UConn	1,080
James Madison	1,071
Texas	1,037

ALL-TIME NCAA TOURNAMENT APPEARANCES

Tennessee	36
Georgia	32
Stanford	31
Texas	30
UConn	29

MEDIA RELATIONS

Sean Cartell • Primary Contact
sean.cartell@athletics.utexas.edu
(352) 278-5422 [cell phone]

Kendall Anderson • Secondary Contact
kmae93@gmail.com

GAME 34 | NCAA REGIONAL SEMIFINAL | MARCH 24, 2017



TEXAS ^{14/15}
25-8, 15-3 Big 12

Head Coach: Karen Aston
at UT: 114-54 (.679), 5th season
Career: 215-117 (.648), 10th season



STANFORD ^{6/6}
30-5, 15-3 Pac-12

Head Coach: Tara VanDerveer
at Stanford: 858-179 (.827), 30th season
Career: 1,010-230 (.815), 37th season



Date: Friday, March 24, 2017
Time: 8 p.m. CT
Location: Lexington, Ky.
Arena: Rupp Arena (23,000)
Series: Stanford leads 7-4



ESPN
Play-by-Play: Beth Mowins
Analyst: Debbie Antonelli
Sideline: Allison Williams
Online: WatchESPN



104.9 FM The Horn
(Longhorn IMG Sports Network)
Play-by-Play: Craig Way
Analyst: Fran Harris
Online: TexasSports.com/audio

TALE OF THE TAPE

	Statistic	
25-8	Overall Record	30-5
15-3	Conference Record	15-3
74.3	Points Per Game	72.0
43.4	Rebounds Per Game	41.3
+10.9	Rebound Margin	+7.9
13.8	Assists Per Game	15.3
7.3	Steals Per Game	7.4
5.8	Blocks Per Game	5.6
15.4	Turnovers Per Game	13.9
+1.0	Turnover Margin	+0.2

GAME-DAY STORYLINES

- The No. 14/15 University of Texas women's basketball team looks to advance to its 10th NCAA Regional Final in program history when it faces No. 6/6 Stanford on Friday in the NCAA Regional Semifinals at Lexington, Ky. Tip-off in Rupp Arena is slated for 8 p.m. CT and the game will be televised nationally by ESPN. The Longhorns are participating in the NCAA Regional Semifinals for the 14th time in program history and the third consecutive year.
- **The Series vs. Stanford:** Texas and Stanford meet for the 12th time in the history of the two programs with the Cardinal leading the all-time series 7-4. Stanford defeated Texas 71-59 in the Longhorns' season opener on Nov. 14, 2016. This is the second time the two teams have met in the NCAA Tournament. Texas beat Stanford 79-58 in the 1988 NCAA Sweet 16 at the Frank Erwin Center on March 24, 1988.
- **In the NCAA Tournament:** Texas is making the program's 30th all-time appearance in the NCAA Tournament, making the Longhorns just the fourth program in NCAA Division I Women's Basketball Tournament history to make 30 or more appearances. The Longhorns are 40-28 (.589) all-time in NCAA Tournament play, including an 8-3 mark under Coach Karen Aston.
- **As The No. 3 Seed:** The Longhorns are the No. 3 seed in the NCAA Tournament for the fifth time in program history. Texas is 6-4 all-time when playing as a No. 3 seed in the NCAAs.
- **McCarty Program's First Big 12 POY:** Junior point guard Brooke McCarty this season became the program's first player to be named Big 12 Player of the Year. McCarty averages a squad-best 14.3 points per game, is shooting 43.3 percent from beyond the arc, has dished out a squad-best 11.5 assists and has a 2.1 assist-to-turnover ratio. She has recorded double-figure scoring in 28 games this season, including in 16 of 18 Big 12 games.
- **Battle of the Boards:** Texas has won the rebound battle in 30 of 33 games this season. The Longhorns rank fifth nationally in rebound margin at +10.9. Texas is averaging 43.4 rebounds per game, which ranks among the top-15 nationally.



5TH SEASON AT TEXAS | 10TH SEASON OVERALL
13th Season at UT as an assistant or head coach

CAREER RECORD	OVERALL			CONFERENCE		
<i>School (seasons)</i>	W	L	%	W	L	%
Charlotte (4)	86	47	.647	38	18	.679
North Texas (1)	15	16	.484	7	9	.438
TEXAS (5th)	114	54	.679	55	35	.611
OVERALL (10th)	215	117	.648	100	62	.617

YEAR-BY-YEAR RECORD

	CONFERENCE			
	W-L	W-L	FINISH	POSTSEASON
CHARLOTTE				
2007-08	18-14	9-5	4th A-10	WNIT First Round
2008-09	23-9	11-3	2nd A-10	NCAA First Round
2009-10	18-14	9-5	4th A-10	WNIT 2nd Round
2010-11	27-10	9-5	3rd A-10	WNIT Final Four
NORTH TEXAS				
2011-12	15-16	7-9	3rd Sun Belt	-
TEXAS				
2012-13	12-18	5-13	t-8th Big 12	-
2013-14	22-12	11-7	t-3rd Big 12	NCAA 2nd Round
2014-15	24-11	9-9	t-3rd Big 12	NCAA Sweet 16
2015-16	31-5	15-3	2nd Big 12	NCAA Elite 8
2016-17	25-8	15-3	2nd Big 12	

CAREER MILESTONE WINS

#	TEAM	OPPONENT (DATE)	SCORE
1	Charlotte	Hampton (11-21-07)	72-47
50	Charlotte	George Washington (01-16-10)	52-42
100	North Texas	Louisiana-Lafayette (02-18-12)	78-40
150	TEXAS	OKLAHOMA (01-29-15)	84-81 2OT
200	TEXAS	TCU (01-07-17)	83-54

TROPHY CASE

- NCAA Final Four - 2003
Texas Associate Head Coach
- Big 12 Tournament Champions - 2003
Texas Associate Head Coach
- Big 12 Regular Season Champions - 2003, 2004
Texas Associate Head Coach
- Atlantic 10 Tournament Champions - 2009
Charlotte Head Coach
- Set a school-record 27 wins in a season - 2010-11
Charlotte Head Coach
- Arkansas Girls Basketball Coach of the Year - 1993

NUMERICAL ROSTER

#	NAME	POS.	HT.	CLASS	HOMETOWN	HIGH SCHOOL
1	Alecia Sutton	G	5-8	Fr.	St. Louis, Mo.	Parkway North
5	Jordan Hosey	F	6-1	So.	Pearland, Texas	Manvel
10	Lashann Higgs	G	5-9	So.	Round Rock, Texas	Cedar Ridge
11	Brooke McCarty	G	5-4	Jr.	League City, Texas	Clear Springs
12	Jada Underwood	G/F	6-0	Fr.	Mesquite, Texas	Horn
14	Olamide Aborowa	F	6-3	So.	Ondo, Nigeria	Neumann-Goretti [Pa.]
20	Brianna Taylor	G	5-9	Sr.	Houston, Texas	Spring Dekaney
22	Tasia Foman	G	5-4	Jr.	Duncanville, Texas	Duncanville
23	Ariel Atkins	G	5-11	Jr.	Duncanville, Texas	Duncanville
24	Joyner Holmes	G/F	6-3	Fr.	Cedar Hill, Texas	Cedar Hill
30	Khaléann Caron-Goudreau	F	6-4	R-So.	Gatineau, Quebec	IMG Academy
31	Audrey-Ann Caron-Goudreau	F	6-4	Jr.	Gatineau, Quebec	IMG Academy
40	Kelsey Lang	C	6-5	Sr.	The Woodlands, Texas	The Woodlands
--	Jatarie White	F/C	6-4	Jr.	Charlotte, N.C.	Providence Day

ALPHABETICAL ROSTER

#	NAME	POS.	HT.	CLASS	HOMETOWN	HIGH SCHOOL
14	Olamide Aborowa	F	6-3	So.	Ondo, Nigeria	Neumann-Goretti [Pa.]
23	Ariel Atkins	G	5-11	Jr.	Duncanville, Texas	Duncanville
31	Audrey-Ann Caron-Goudreau	F	6-4	Jr.	Gatineau, Quebec	IMG Academy
30	Khaléann Caron-Goudreau	F	6-4	R-So.	Gatineau, Quebec	IMG Academy
22	Tasia Foman	G	5-4	Jr.	Duncanville, Texas	Duncanville
10	Lashann Higgs	G	5-9	So.	Round Rock, Texas	Cedar Ridge
24	Joyner Holmes	G/F	6-3	Fr.	Cedar Hill, Texas	Cedar Hill
5	Jordan Hosey	F	6-1	So.	Pearland, Texas	Manvel
40	Kelsey Lang	C	6-5	Sr.	The Woodlands, Texas	The Woodlands
11	Brooke McCarty	G	5-4	Jr.	League City, Texas	Clear Springs
1	Alecia Sutton	G	5-8	Fr.	St. Louis, Mo.	Parkway North
20	Brianna Taylor	G	5-9	Sr.	Houston, Texas	Spring Dekaney
12	Jada Underwood	G/F	6-0	Fr.	Mesquite, Texas	Horn
--	Jatarie White	F/C	6-4	Jr.	Charlotte, N.C.	Providence Day

COACHING STAFF

Head Coach: Karen Aston
Assistant Coach: Jamie Carey
Assistant Coach: George Washington
Assistant Coach: Tina Thompson
Sports Performance Coach: Shaun McPherson

5th Season as Head Coach at UT (Little Rock '87)
1st Season at UT (Texas '04)
5th Season at UT (Abilene Christian '00)
2nd Season at UT (Southern California '97)
5th Season at UT (North Carolina '99)

SUPPORT STAFF

Women's Athletics Director: Chris Plonsky
Senior Associate AD/Sport Administrator: Kathy Harston
Associate AD/Student-Athlete Services: Kat Hastings
Assistant AD/Basketball Operations: Angela Ortega
Associate Athletic Trainer: Heidi Wlezien
Special Assistant: Mark Recoulley
Video Coordinator: Jama Sharp
Coordinator of Community Engagement: Fran Harris
Administrative Assistant: Dennis Colwell
Media Relations: Sean Cartell

PRONUNCIATION GUIDE

Olamide Aborowa OH-lah-MUH-day ah-bore-oh-uh
Caron-Goudreau care-RON - good-drow
Tasia Foman TAY-szha
Lashann Higgs luh-shawn
Brianna Taylor BRE-on-UH
Jatarie White JUH-tar-EE
Heidi Wlezien LUH-zeen

QUICK FACTS

Season of Basketball 43rd (1974-75)
All-Time Record (Pct.) 1037-380 (.732)
NCAA Appearances (Record) 30 (40-28)
Conference regular season titles 12
Conference tournament titles 10

UNIVERSITY OF TEXAS

Location Austin, Texas
Enrollment 51,334
President Greg Fennes
Women's AD Christine Plonsky
Founded 1883
Nickname/Mascot Longhorns/Bevo XIV
Colors Burnt Orange & White (Pantone 159)
Affiliation NCAA Division I
Conference Big 12
Home Arena Frank C. Erwin Center
Capacity 16,540

TEXAS PROBABLE STARTERS (BASED ON LAST GAME)

NO	NAME	CL	POS	LAST OUTING
11	Brooke McCarty	Jr.	PG	23 pts, 3-7 3-PT, 6-7 FT in 38 min vs. N.C. State
20	Brianna Taylor	Sr.	G	2 pts, 1 reb, 1 stl in 9 min vs. N.C. State
23	Ariel Atkins	Jr.	G	8 pts, 2 rebs, 4-4 FT in 24 min vs. N.C. State
24	Joyner Holmes	Fr.	G/F	16 pts, 9 rebs, 2 asts in 27 min vs. N.C. State
40	Kelsey Lang	Sr.	C	6 pts, 7 rebs, 6 blks in 21 min vs. N.C. State

TEXAS BASKETBALL MEDIA CALENDAR

Sunday - 19	Monday - 20	Tuesday - 21	Wednesday - 22	Thursday - 23	Friday - 24	Saturday - 25
No. 14 Texas 84, No. 17 N.C. State 80 1:30 p.m. CT ESPN2 Frank Erwin Center	OFF	Practice 1:30-4 p.m. CT Frank Erwin Center	Practice 1-3 p.m. CT Depart 3:45 p.m. CT	3:45 p.m. ET Press Conference Rupp Arena	Texas vs. Stanford 8 p.m. CT ESPN2 Lexington, Ky.	TBD

SERIES HISTORY

- Texas and Stanford meet for the 12th time in the history of the two programs with the Cardinal leading the all-time series 7-4.
- Stanford defeated Texas 71-59 in the Longhorns' season opener this year on Nov. 14, 2016 at Palo Alto, Calif.
- Texas and Stanford are meeting for the seventh time since the 2010-11 season.
- This is the second time the two teams have met in the NCAA Tournament. Texas beat Stanford 79-58 in the 1988 NCAA Sweet 16 at the Erwin Center on March 24, 1988.
- The series dates back to a 89-78 season-opening win for Texas on Nov. 20, 1981 in San Jose, Calif.

SERIES HISTORY

vs. Stanford

Overall	4-7
Home	2-3
Away	1-3
Neutral	1-1
Under Karen Aston	2-2
Overtime Games	1-0
Longest Win Streak	W2
Longest Losing Streak	L6
Largest Margin of Victory	+21 (3/24/88)
Largest Margin of Defeat	-23 (1/5/93)
Most Points Scored (combined)	171 (11/28/10)
Most Points Scored	89 (11/20/81)
Most Points Allowed	93 (11/28/10)

Previous Meetings

DATE	SITE	W/L	SCORE
11/20/81	N	W	89 - 78
03/24/88	H	W	79 - 58
12/29/90	N	L	66 - 82
01/05/93	A	L	64 - 87
12/30/95	H	L	68 - 72
11/28/10	A	L	78 - 93
11/11/11	H	L	59 - 72
11/23/13	H	L	54 - 63
11/20/14	A	W	87 - 81
12/13/15	H	W	77 - 69
11/14/16	A	L	59 - 71

2016	1ST	2ND	3RD	4TH	FINAL
Texas	18	11	21	9	59
Stanford	17	18	23	13	71

November 14, 2016 | Palo Alto, Calif.

Texas (0-1)

#	PLAYER	FG	A	3fg	A	FT	A	OR	DR	TR	PF	TP	A	TO	B	S	M	
40	Lang	c	3	8	0	0	0	1	2	3	4	6	1	2	0	1	23	
11	McCarty	g	8	20	2	5	2	5	2	3	5	0	20	2	1	0	2	38
20	Taylor	g	2	3	1	2	0	0	1	2	3	3	5	2	1	0	0	20
22	Foman	g	0	4	0	2	0	0	1	1	2	3	0	0	2	0	1	20
23	Atkins	g	5	13	1	4	3	6	1	2	3	5	14	2	3	0	4	31
01	Sutton	0	1	0	0	0	0	0	0	0	0	0	0	0	0	0	0	7
05	Hosey	0	2	0	0	0	0	0	2	1	3	0	0	0	2	0	0	5
10	Higgs	3	7	1	1	0	0	0	0	3	3	1	7	1	3	0	0	17
12	Underwood	1	3	0	0	0	0	0	3	0	3	0	2	0	0	0	0	5
24	Holmes	1	4	0	0	1	2	1	2	3	4	3	1	0	1	1	1	17
31	Caron-Goudreau, A.	1	3	0	1	0	0	3	0	3	2	2	0	2	1	0	1	17
TEAM		5 2 18 38 22 59 9 17 2 9 200																
Totals		24	68	5	15	6	14	20	18	38	22	59	9	17	2	9	200	

Stanford (2-0)

#	PLAYER	F	G	A	3fg	A	FT	A	OR	DR	TR	PF	TP	A	TG	B	S	M
05	Johnson	f	1	2	0	0	3	4	2	6	8	3	5	3	6	0	1	26
24	McCall	f	8	18	1	4	0	0	2	3	5	2	17	2	2	6	1	39
10	Roberson	g	3	4	0	1	0	0	0	0	0	3	6	2	2	0	2	25
12	McPhee	g	11	15	2	2	4	5	0	7	7	2	28	2	3	1	1	39
13	Snizek	g	1	2	0	0	1	2	0	2	2	1	3	5	5	0	1	25
04	Fingall	0	1	0	0	0	0	0	0	1	1	3	0	1	1	0	0	4
11	Smith	2	2	0	0	1	4	0	1	1	2	5	2	0	0	0	0	9
44	Samuelson	2	7	1	4	2	2	0	4	4	2	7	1	1	0	1	1	33
TEAM																		
Totals		28	51	4	11	11	18	7	25	32	18	71	18	20	7	7	200	

Officials: Lisa Jones, Michol Murray, Tiffany Bird

Technical fouls: Texas-None. Stanford-None.

Attendance: 2447

Stanford junior guard Brittany McPhee posted a career-high 28 points to lead all-scorers en route to No. 11/10 Stanford's win over No. 8/6 Texas inside Maples Pavilion on Monday night, 71-59.

Junior guard Brooke McCarty led the Horns across the board, registering a team-high 20 points and five rebounds on the night. Junior guard Ariel Atkins joined her in the double-figures with 14 points, including a 3-of-6 effort from downtown, and a game-high four steals.

As a team, Texas shot 35.3 percent (24-of-68) from the field to Stanford's 54.9 shooting percentage (28-of-51). The Horns outrebounded the Cardinal, 38-32, and registered nine steals in the contest.

Stanford's McPhee capped off her record night with seven rebounds and two assists.

A TEXAS WIN WOULD ...

- Give the Longhorns their 26th win of the year, marking the second consecutive season in which Texas has won 26 or more games.
- Advance Texas to the NCAA Elite Eight for the second consecutive year and 10th time overall.
- Improve the Longhorns to 41-28 (.594) all-time in NCAA Tournament play, including a 9-3 (.750) mark under head coach Karen Aston.
- Improve Texas to 7-4 (.636) as a No. 3 seed all-time in the NCAA Tournament.

TEXAS 1,000-POINT CLUB

Rank/Player	Points	Years
1. Annette Smith	2,523	1981-86
2. Linda Waggoner	2,256	1976-80
3. Clarissa Davis	2,008	1985-89
4. Cinietra Henderson	1,983	1989-93
5. Tiffany Jackson	1,917	2003-07
6. Vicki Hall	1,831	1988-93
7. Fran Harris	1,798	1982-86
8. Retha Swindell	1,795	1975-79
9. Chassidy Fussell	1,717	2010-14
10. Stacy Stephens	1,708	2000-04
Heather Schreiber	1,708	2001-05
12. Edwina Brown	1,705	1996-2000
13. Brittainey Raven	1,698	2006-10
14. Danielle Viglione	1,658	1993-97
15. Andrea Lloyd	1,596	1983-87
16. Beverly Williams	1,544	1984-88
17. Kim Basinger	1,518	1976-79
18. Kathleen Nash	1,517	2007-11
19. Yulonda Wimbish	1,485	1984-88
20. Nell Fortner	1,466	1977-81
21. Jackie Swaim	1,405	1978-81
22. Imani Boyette	1,361	2012-16
23. Ashleigh Fontenette	1,317	2008-12
24. Cathy Burns	1,310	1976-77
25. Angela Jackson	1,305	1994-98
26. Susan Anderson	1,236	1986-90
27. Amie Smith	1,228	1993-97
28. Joy Williams	1,164	1979-83
29. Nekeshia Henderson	1,152	1991-95
30. Brooke McCarty	1,147	2014-Pres.
31. Sherryl Hauglum	1,141	1980-84
32. Erica Routt	1,134	1992-96
33. Terri Mackey	1,123	1980-83
34. Nneka Enemkpali	1,116	2011-15
35. Johnna Pointer	1,099	1988-92
36. Kelsey Lang	1,082	2013-Pres.
37. Nina Norman	1,079	2002-06
38. Cheryl Hartman	1,078	1978-83
39. Jamie Carey *	1,074	2002-05
40. Yvonne Anderson	1,047	2008-12
41. Earnesia Williams	1,015	2006-10
42. Tracy Cook	1,004	1998-2002
===		
-- Ariel Atkins	956	2014-Pres.

* - Includes only points scored at Texas.

INJURY UPDATE

- Sophomore forward **Khaleann Caron-Goudreau** has a sprained right foot and is out for the remainder of the season.
- Freshman guard **Alecia Sutton** sustained a quad contusion in the team's last game vs. N.C. State and is day-to-day.

TEXAS IN THE NCAA TOURNAMENT

W-L BREAKDOWN

Appearances: 30

Overall Record: 40-28

under Karen Aston: 8-3

as the #1 seed: 13-4

as the #2 seed: 13-5

as the #3 seed: 6-4

as the #4 seed: 2-2

as the #5 seed: 5-4

as the #6 seed: 0-2

as the #7 seed: 0-2

as the #8 seed: 1-2

as the #9 seed: 0-2

as the #12 seed: 0-1

Home: 23-9

Away: 1-6

Neutral: 16-13

in the Round of 64 or 48: 12-8

in the Round of 32: 14-8

in the Regional Semifinals: 9-4

in the Regional Finals: 3-6

in the Semifinals: 1-2

in the Championship game: 1-0

as the HIGHER seed: 37-11

as the LOWER seed: 2-16

as the SAME seed: 1-1

in Overtime: 1-1

HOSTING

1983 - First Round

1984 - First Round

1985 - First Round, Final Four

1986 - Second Round, Regionals

1987 - Second Round, Final Four

1988 - Second Round, Regionals

1989 - Second Round, Regionals

1990 - Second Round, Regionals

1991 - Regionals

1992 - Second Round

1993 - Second Round

1994 - Regionals

1997 - First & Second Rounds

2002 - First & Second Rounds

2004 - First & Second Rounds

2005 - First & Second Rounds *

2010 - First & Second Rounds

2016 - First & Second Rounds

* Texas and Texas Tech were co-hosts at a neutral site - Dallas' Reunion Arena - in 2005.

MISCELLANEOUS

Best finish

Champions [1986]

Largest Margin of Victory:

+44 vs. ¹⁵ ALABAMA STATE [03-19-16]

+44 vs. ¹⁵ Hampton [03-23-03]

Largest Margin of Defeat

-51 vs. ¹ UConn [03-28-15]

Most Points Scored [combined]

190 vs. ⁸ Northeast Louisiana [03-23-84]

Most Points Scored

108 ⁹ MISSOURI [03-14-86]

Most Points Allowed

105 vs¹ UConn [03-28-15]

FREQUENT OPPONENTS

Louisiana Tech: 6 [0-6]

WKU: 2 [1-1]

UConn: 2 [0-2]

LSU: 2 [1-1]

Minnesota: 2 [2-0]

Missouri: 2 [2-0]

HONORS

Final Four MVP

Clarissa Davis (1986)

All-Tournament Team

Fran Harris [1986], Clarissa Davis [1987, 86]

All-Region Teams

1983 [Midwest]

Terry Mackey

Annette Smith

1984 [Midwest]

Andrea Lloyd

1985 [Midwest]

Andrea Lloyd

1986 [Midwest]

Clarissa Davis

Kamie Ethridge

Beverly Williams

1987 [East]

Clarissa Davis

Andrea Lloyd

1988 [Midwest]

Doreathea Conwell

Beverly Williams

1989 [West]

Vicki Hall

1990 [Midwest]

Edna Campbell

Vicki Hall

2003 [East]

Jamie Carey

Stacy Stephens

2016 [Bridgeport]

Ariel Atkins

Lashann Higgs

GAME-BY-GAME

DATE	SEED		OPPONENT	W/L	SCORE	RND	CITY
	UT	OPP					
03/17/83	2	7	LOUISVILLE	W	84-55	32	Austin, Texas
03/25/83	2	3	vs. Kansas State	W [OT]	73-70	16	Ruston, La.
03/27/83	2	1	at Louisiana Tech	L	58-72	8	Ruston, La.
03/15/84	2	7	DRAKE	W	96-60	32	Austin, Texas
03/23/84	2	6	vs. Louisiana-Monroe	W	99-91	16	Ruston, La.
03/25/84	2	1	at Louisiana Tech	L	60-85	8	Ruston, La.
03/14/85	1	8	WESTERN MICHIGAN	W	84-62	32	Austin, Texas
03/22/85	1	4	at Western Kentucky	L	90-92	16	Bowling Green, Ky.
03/14/86	1	9	MISSOURI	W	108-67	32	Austin, Texas
03/20/86	1	4	OKLAHOMA	W	85-59	16	Austin, Texas
03/22/86	1	2	OLE MISS	W	66-63	8	Austin, Texas
03/28/86	1	4	vs. Western Kentucky	W	90-65	4	Lexington, Ky.
03/30/86	1	1	vs. Southern California	W	97-81	2	Lexington, Ky.
03/15/87	1	9	ST. JOSEPH'S	W	86-56	32	Austin, Texas
03/19/87	1	4	vs. James Madison	W	91-57	16	Fayetteville, N.C.
03/21/87	1	2	vs. Rutgers	W	85-77	8	Fayetteville, N.C.
03/27/87	1	1	LOUISIANA TECH	L	75-79	4	Austin, Texas
03/20/88	1	8	SOUTH CAROLINA	W	77-58	32	Austin, Texas
03/24/88	1	5	STANFORD	W	79-58	16	Austin, Texas
03/26/88	1	2	LOUISIANA TECH	L [OT]	80-83	8	Austin, Texas
03/18/89	2	10	MONTANA	W	83-54	32	Austin, Texas
03/23/89	2	6	UNLV	W	88-77	16	Austin, Texas
03/25/89	2	1	MARYLAND	L	71-79	8	Austin, Texas
03/18/90	3	6	OHIO STATE	W	95-66	32	Austin, Texas
03/22/90	3	2	NORTH CAROLINA ST.	W	72-63	16	Austin, Texas
03/24/90	3	1	LOUISIANA TECH	L	57-71	8	Austin, Texas
03/13/91	7	10	LAMAR	L	63-77	48	Austin, Texas
03/22/92	4	5	UCLA	L	81-82	32	Austin, Texas
03/20/93	3	6	LOUISIANA TECH	L	78-82	32	Austin, Texas
03/16/94	5	12	OKLAHOMA STATE	W	75-67	64	Austin, Texas
03/19/94	5	4	at Seton Hall	L	66-71	32	South Orange, N.J.
03/16/96	5	12	vs. Missouri State	W	73-55	64	Lawrence, Kan.
03/18/96	5	4	at Kansas	L	70-77	32	Lawrence, Kan.
03/15/97	3	14	TEXAS STATE	W	66-38	64	Austin, Texas
03/17/97	3	6	NOTRE DAME	L	83-86	32	Austin, Texas
03/13/99	12	5	vs. Auburn	L	61-69	64	Blacksburg, Va.
03/17/00	7	10	vs. St. Joseph's	L	48-69	64	Piscataway, N.J.
03/16/01	8	9	vs. St. Mary's	L	64-68	64	Knoxville, Tenn.
03/15/02	4	13	WISCONSIN-GREEN BAY	W	60-55	64	Austin, Texas
03/17/02	4	12	UC-SANTA BARBARA	W	76-60	32	Austin, Texas
03/23/02	4	1	vs. Duke	L	46-62	16	Raleigh, N.C.
03/23/03	2	15	vs. Hampton	W	90-46	64	Cincinnati, Ohio
03/25/03	2	7	vs. Arkansas	W	67-50	32	Cincinnati, Ohio
03/30/03	2	6	vs. Minnesota	W	73-60	16	Stanford, Calif.
04/01/03	2	1	vs. LSU	W	78-60	8	Stanford, Calif.
04/06/03	2	1	vs. Connecticut	L	69-71	4	Atlanta, Ga.
03/21/04	1	16	SOUTHERN	W	92-57	64	Austin, Texas
03/23/04	1	8	MICHIGAN STATE	W	80-61	32	Austin, Texas
03/27/04	1	4	vs. LSU	L	55-71	16	Seattle, Wash.
03/19/05	3	14	vs. Oral Roberts	W	64-47	64	Dallas, Texas
03/21/05	3	6	vs. Georgia	L	68-70	32	Dallas, Texas
03/23/08	8	9	vs. Minnesota	W	72-55	64	Bridgeport, Conn.
03/25/08	8	1	vs. Connecticut	L	55-89	32	Bridgeport, Conn.
03/21/09	6	11	vs. Mississippi State	L	63-71	64	Columbus, Ohio
03/21/10	6	11	SAN DIEGO STATE	L	63-74	64	Austin, Texas
03/19/11	9	8	vs. Marquette	L	65-68	64	Knoxville, Tenn.
03/17/12	9	8	vs. West Virginia	L	55-68	64	Norfolk, Va.
03/23/14	5	12	vs. Penn	W	79-61	64	College Park, Md.
03/25/14	5	4	at Maryland	L	64-69	32	College Park, Md.
03/20/15	5	12	vs. Western Kentucky	W	66-64	64	Berkeley, Calif.
03/22/15	5	4	at California	W	73-70	32	Berkeley, Calif.
03/28/15	5	1	vs. Connecticut	L	54-105	16	Albany, N.Y.
03/19/16	2	15	ALABAMA STATE	W	86-42	64	Austin, Texas
03/21/16	2	10	MISSOURI	W	73-55	32	Austin, Texas
03/26/16	2	3	vs. UCLA	W	72-64	16	Bridgeport, Conn.
03/28/16	2	1	vs. UConn	L	65-86	8	Bridgeport, Conn.
03/17/17	3	14	CENTRAL ARKANSAS	W	78-50	64	Austin, Texas
03/19/17	3	6	N.C. STATE	W	84-80	32	Austin, Texas

ROUNDS KEY

64 - First Round [1994-present]; 48 - First Round [1991]; 32 - First Round [1982-85]; Second Round [1986-present]; 16 - Regional Semifinals; 8 - Regional Finals; 4 - National Semifinals; 2 - National Finals

2016-17 RECORD WHEN ...

Overall	25-8
Home	15-3
Away	9-3
Neutral	1-2
Conference	15-3
Decided by 3 points or fewer	0-3
Decided by 4-6 points	5-1
Decided by 7-9 points	3-1
Decided by 10-19 points	6-3
Decided by 20 points or more	11-0
Out-rebounding opponent	23-7
Out-rebounded by opponent	2-1
Equals opponent's rebounds	0-0
Scoring first	17-4
Opponent scores first	8-4
Leading at half	23-1
Trailing at half	2-7
Tied at half	0-0
Regulation	24-8
Overtime	1-0
Leading FG%	25-1
Trailing FG%	0-7
Equals opponent FG%	0-0
FG% .500 and higher	9-0
FG% .400 - .499	12-4
FG% .300 - .399	4-4
FG% .299 and lower	0-0
Opponent FG% .500 & over	0-1
Opponent FG% .400 - .499	6-6
Opponent FG% .300 - .399	11-1
Opponent FG% .299 and lower	8-0
Leading FT%	10-2
Trailing FT%	14-6
Equals opponent FT%	1-0
Scoring 90+ points	2-0
Scoring 80-89 points	8-0
Scoring 70-79 points	9-1
Scoring 60-69 points	6-4
Scoring 50-59 points	0-2
Scoring fewer than 50 points	0-3
Opponent scores 90+ points	0-0
Opponent scores 80-89 points	2-0
Opponent scores 70-79 points	2-7
Opponent scores 60-69 points	9-1
Opponent scores 50-59 points	5-0
Opponent scores fewer than 50 points	7-0
Atlantic Coast Conference	2-0
Big 12 Conference	16-4
Big Ten Conference	0-0
Pac-12 Conference	0-1
Southeastern Conference	1-2
White uniform	15-4
Burnt Orange uniform	6-3
Gray uniform	0-0
Black uniform	4-1
Longhorn Network	10-1
ESPN	0-1
ESPN2	3-3
SEC Network	0-1
FOX Sports Network	2-1
FOX Sports 1 / 2	5-1
Regional telecasts	1-0
November	2-2
December	5-2
January	9-0
February	6-3
March	3-1

QUICK HITS

- Texas women's basketball is in the midst of its 43rd season of intercollegiate basketball.
- The Longhorns are making their 30th NCAA Tournament appearance, which is fourth-most of any program in NCAA D-I Women's Basketball history.
- Texas is one of just eight programs in NCAA Division I women's basketball history to reach 1,000 all-time wins. Texas ranks fifth all-time in NCAA history with 1,037 all-time victories.
- Texas head coach **Karen Aston** is 114-54 (.679) in her fifth season at the helm of the Longhorns. She is the program's second-winningest coach in UT history behind Jody Conradt's 783 victories on the Forty Acres.
- The Longhorns tied the school record for most Big 12 wins in a season at 15. The 2002-03 and 2015-16 squads also posted 15 Big 12 victories.
- Texas has won the rebound battle in 30 of its 33 games so far this season and holds a rebound margin of +10.9. The Longhorns rank fifth nationally in rebound margin.
- The Longhorns rank sixth nationally in blocked shots this season with 192 on the year.
- Texas' 192 blocks on the season mark the second-most in a single season in program history. The Longhorns need eight more blocks to break the school single-season blocks record of 199 set in the 2009-10 campaign.
- Over the past two seasons, Texas is 14-11 (.560) against foes ranked in the Associated Press Top-25, including a 7-6 (.538) mark this season.
- Senior center **Kelsey Lang** has played in 137 games in her UT career, which ranks fifth all-time in career games played for the Longhorns. She is the first player since 1983 to play in more than 135 career games.
- Lang recently became the 41st member of the school's all-time 1,000-point club and has 1,082 career points at UT.
- Lang currently ranks sixth in UT school history with 186 career blocks. She tied her career high with six blocks in the team's NCAA Second Round game against N.C. State.
- Junior guard **Brooke McCarty** has 181 career three-pointers made, which ranks seventh all-time in UT history. She needs nine more three-pointers to surpass Heather Schreiber (189) for fifth place on the school's all-time list.
- McCarty ranks tied for second in school history in three-point field goal percentage with a .404 clip (181-of-448). Current Texas assistant **Jamie Carey** holds the school record in three-point field goal percentage at .418.
- McCarty eclipsed the 1,000-point plateau on Feb. 6 vs. Baylor and became the 42nd player in school history to do so. She has 1,147 career points, which ranks 30th all-time.
- Junior guard **Ariel Atkins** is the Big 12 Conference leader (all games combined) in steals per game with 2.0. Atkins also has 956 career points and is 44 points away from 1,000 for her Texas career.

TEXAS DOUBLE-DOUBLES

Player	Career	Season
Aborowa	0	0
Atkins	1	0
A. Caron-Goudreau	0	0
K. Caron-Goudreau	0	0
Foman	0	0
Higgs	1	0
Holmes	8	8
Hosey	0	0
Lang	9	7
McCarty	0	0
Sutton	0	0
Taylor	1	1
Underwood	0	0

TEXAS FRESHMAN RECORDS

POINTS

1. ____	Annette Smith [1981-82]	753
2. ____	Danielle Viglione [1993-94]	629
3. ____	Linda Waggoner [1976-77]	624
4. ____	Chassidy Fussell [2010-11]	517
5. ____	Andrea Lloyd [1983-84]	516
6. ____	Clarissa Davis [1985-86]	459
7. ____	Tiffany Jackson [2003-04]	455
8. ____	Heather Schreiber [2001-02]	436
9. ____	Retha Swindell [1975-76]	403
10. ____	Joyner Holmes [2016-17]	396

REBOUNDS

1. ____	Annette Smith [1981-82]	369
2. ____	Andrea Lloyd [1983-84]	346
3. ____	Stacy Stephens [2000-01]	311
4. ____	Amie Smith [1993-94]	295
5. ____	Imani Boyette [2012-13]	281
6. ____	Joyner Holmes [2016-17]	271
7. ____	Retha Swindell [1975-76]	263
T8. ____	Tiffany Jackson [2003-04]	262
T8. ____	Clarissa Davis [1985-86]	262
10. ____	Joy Williams [1979-80]	253

BLOCKS

1. ____	Imani Boyette [2012-13]	75
2. ____	Retha Swindell [1975-76]	69
3. ____	Ashley Gayle [2008-09]	60
4. ____	Ashley Lindsey [2005-06]	54
5. ____	Angela Jackson [1994-95]	47
6. ____	Tiffany Jackson [2003-04]	44
7. ____	Ellen Bayer [1986-87]	41
8. ____	Cokie Reed [2009-10]	40
T9. ____	Joyner Holmes [2016-17]	37
T9. ____	Tracy Cook [1998-99]	37

2016-17 BIG 12 AWARDS

Coach of the Year: Karen Aston, Texas

Player of the Year: Brooke McCarty, Texas

Defensive Player of the Year: Brianna Taylor, Texas

Freshman of the Year: Joyner Holmes, Texas

Newcomer of the Year: Jessica Washington, Kansas

Sixth Man Award: Lauren Cox, Baylor

All-Big 12 First Team

Kalani Brown, Baylor

Alexis Jones, Baylor

Bridget Carleton, Iowa State

Breanna Lewis, Kansas State

Kindred Wesemann, Kansas State

Kaylee Jensen, Oklahoma State

Ariel Atkins, Texas

Joyner Holmes, Texas

Brooke McCarty, Texas

Tynice Martin, West Virginia

All-Big 12 Second Team

Nina Davis, Baylor

Alexis Prince, Baylor

Jessica Washington, Kansas

Peyton Little, Oklahoma

Vionise Pierre-Louis, Oklahoma

All-Big 12 Honorable Mention

Jadda Buckley, Iowa State

Seanna Johnson, Iowa State

Maddie Manning, Oklahoma

Gabbi Ortiz, Oklahoma

AJ Alix, TCU

Kelsey Lang, Texas

Recee Caldwell, Texas Tech

Ivonne Cook-Taylor, Texas Tech

Lanay Montgomery, West Virginia

Teana Muldrow, West Virginia

Big 12 All-Defensive Team

Kalani Brown, Baylor

Alexis Prince, Baylor

Brianna Lewis, Kansas State

Ariel Atkins, Texas

Brianna Taylor, Texas

Lanay Montgomery, West Virginia

Big 12 All-Freshman Team

Lauren Cox, Baylor

Eternati Willock, Kansas State

Chelsea Dungee, Oklahoma

Joyner Holmes, Texas

Brittany Brewer, Texas Tech

LONGEST WIN STREAKS IN UT HISTORY

1.	40	1985-86, 1986-87
2.	32	1981-82
3.	31	1978-80
4.	27	1983-84
5.	25	1982-83
	25	1982-83
7.	24	1988-89
8.	23	1987-88
9.	20	1984-85
10.	19	2016-17
	19	1978-79

BEST STARTS IN BIG 12 PLAY

- Texas opened Big 12 play with a school-record 14-0 mark.
- This year's Texas team tied the school record for most Big 12 Conference wins in a single season with 15, which was also accomplished in both 2002-03 and 2015-16.
- The 2001-02, 2002-03 and 2015-16 teams started the Big 12 season with five consecutive wins, which previously was the school record.

BEST BIG 12-OPENING WIN STREAKS

2016-17	14-0
2001-02	5-0
2002-03	5-0
2015-16	5-0

BIG 12 WIN STREAKS IN UT HISTORY

1.	14 games	12/29/16 – 2/18/17
2.	12 games	01/29/03 – 01/10/14
3.	9 games	01/17/04 – 02/14/04
4.	8 games	02/19/02 – 01/22/03
5.	7 games	02/09/05 – 03/02/05

MOST BIG 12 WINS IN A SINGLE SEASON

1.	15 [15-3]	2016-17
	15 [15-3]	2015-16
	15 [15-1]	2002-03
4.	14 [14-2]	2003-04
5.	13 [13-3]	2004-05

ASTON SECOND-WINNINGEST AT UT

- Texas head coach **Karen Aston** is in the midst of her fifth season at the helm of the Longhorns program. During that time, she has taken Texas back to among the nation's elite programs.
- Aston earned her 200th career victory against TCU on Jan. 7. Her head coaching career also includes stops at Charlotte and North Texas.
- Aston is 114-54 (.679) in her fifth year at Texas.
- Aston has led the Longhorns to four consecutive NCAA Tournament berths.
- Aston recently became the school's second-winningest coach all-time.

TEXAS ALL-TIME VICTORIES BY COACHES

1.	Jody Conradt (1976-2007)	783
2.	Karen Aston (2012-Present)	114
3.	Gail Goestenkors (2007-12)	102
4.	Rodney Page (1975-76)	38

CHANGE WILL DO YOU GOOD

- While Texas returned eight letterwinners and two starters off of last year's team, there was still an adjustment for many of the team's key players. That adjustment just happened to coincide with four meetings with top-11 opponents in the team's first six games this season.
- Of the Longhorns' current starting five - despite four of those players returning from last season - all had to adjust to a new position this season.

11 - Brooke McCarty

This Season: Starting Point Guard

Last Season: Starting Shooting Guard

20 - Brianna Taylor

This Season: Starting Wing Player

Last Season: Back-Up "4" Player

23 - Ariel Atkins

This Season: Starting Shooting Guard

Last Season: Starting "4" Player

24 - Joyner Holmes

This Season: Starting Wing Player

Last Season: High School (McDonald's All-American)

40 - Kelsey Lang

This Season: Starting Center

Last Season: Back-Up Center

EXPERIENCE ON THE FLOOR

- Though Texas players have had to adjust to new roles on the team this season, the Longhorns also boast a great deal of experience in their starting lineup this year.
- Three players on this year's Texas team have played more than 100 career games. Senior center Kelsey Lang has played in 137 games, which ranks fifth in program history. Senior guard Brianna Taylor has played in 126 games, while junior point guard Brooke McCarty has seen action in 104 games.

CAREER GAMES PLAYED LEADERS

1.	161	Linda Waggoner	1976-80
2.	151	Retha Swindell	1975-79
3.	144	Joy Williams	1979-83
4.	142	Nell Fortner	1977-81
5.	137	Kelsey Lang	2013-Present
6.	135	Earnesia Williams	2005-10
7.	134	Celina Rodrigo	2012-16
	134	Kathleen Nash	2007-11
	134	Stacy Stephens	2000-04
10.	133	Brittainey Raven	2006-10
	133	Heather Schreiber	2001-05

BOARD PROWESS

- Texas has experienced great success on the rebounding front during the 2016-17 season. The Longhorns are out-rebounding their opponents by a +10.9 margin, which ranks fifth nationally.
- The Longhorns have won the battle of the boards in 30 of their 33 games this season. Texas has charted two of the top-10 single-game rebound totals in school history this season.
- The Longhorns have gone over the 50-rebound mark in eight games this season and is 8-0 in those games. On the season, Texas is averaging 43.4 rebounds per game.

- Last season, Texas either held or tied for the edge in the rebounding battle in 30 of 36 games last year.
- Four Texas players are averaging four or more rebounds per game, led by freshman Joyner Holmes' 8.2 boards per game.

REBOUNDING AT A GLANCE

Game	Texas	Opponent	Margin
at Stanford	38	32	+6
Houston Baptist	55	26	+29
at Miss. State	36	26	+10
NW State	39	20	+19
South Carolina	40	37	+3
vs. UConn	31	24	+7
Tennessee	40	32	+8
UTRGV	50	35	+15
UTSA	58	36	+22
New Orleans	44	28	+16
Texas Tech	49	28	+21
at Iowa State	34	36	(-2)
at Kansas	61	35	+26
TCU	49	30	+19
Oklahoma State	50	46	+4
at West Virginia	28	35	(-7)
Oklahoma	45	33	+12
at Texas Tech	50	38	+12
at TCU	41	36	+5
West Virginia	35	28	+7
at Oklahoma State	34	23	+11
Kansas State	37	34	+3
at Baylor	38	37	+1
Kansas	59	30	+19
at Florida State	47	45	+2
at Oklahoma	40	32	+8
Baylor	35	43	(-8)
Iowa State	45	30	+15
at Kansas State	44	39	+5
vs. Oklahoma State	42	31	+11
vs. West Virginia	41	35	+6
Central Arkansas	55	23	+32
N.C. State	41	28	+13

TEXAS SINGLE-GAME REBOUND RECORDS

1.	72	Texas Lutheran	02-24-77
2.	71	Texas Southern	12-13-80
3.	68	Rice	02-09-90
4.	63	Texas State	11-27-79
5.	62	Hofstra	11-10-12
	62	Sam Houston State	11-21-05
7.	61	Kansas	01-04-17
8.	60	Grambling State	12-20-11
9.	59	Kansas	02-11-17
	59	UT-Pan American	11-26-14
	59	Sam Houston State	01-02-11
	59	Boston University	11-21-10

DEFEND THE DRUM

- Texas is 61-8 (.884) inside the Frank Erwin Center since the start of the 2013-14 season. The Longhorns are 32-4 (.889) at home over the past two seasons, including a pair of NCAA Tournament wins in each of the past two seasons.
- Six of those eight losses at home since 2013-14 have come to opponents ranked in the AP top-six.
- Earlier this season, Texas earned its 500th all-time victory within the Frank Erwin Center. Texas is 511-98 (.839) all-time at the Erwin Center.

TURNOVER TRANSFORMATION

- A problem that plagued Texas early in the season was turnovers. In losses to Mississippi State and UConn, UT had 24 and 26 turnovers respectively. A 12-point win at Kansas on Jan. 4 saw the Longhorns turn the ball over a season-high 31 times.
- In Texas' first 13 games of the season, the team averaged 17.4 turnovers per game and had a turnover margin of just +0.2.
- Since the Jan. 4 game at Kansas, the Longhorns have averaged just 14.1 turnovers per game with a turnover margin of +1.5 and an assist-to-turnover ratio of +1.0.

BALANCING ACT

- Staples of this year's Texas team have been depth and balance. In all but six games this season, three or more players have scored in double figures.
- The Longhorns have had seven different leading scorers in their 33 games this season with no player leading the team in scoring more than 18 times (Brooke McCarty).
- Texas has featured seven different leading rebounders in their 33 games this season with no player leading the team in rebounding more than 16 times (Joyner Holmes and Kelsey Lang)
- The Longhorns have used six different starting lineups this season and nine different players have started for UT this year.

2016-17 LEADING SCORERS

McCarty	18
Holmes	8
Atkins	4
Lang	2
Foman	1
Higgs	1
Underwood	1

2016-17 LEADING REBOUNDERS

Holmes	16
Lang	16
Taylor	6
Atkins	1
A. Caron-Goudreau	1
Higgs	1
McCarty	1

BLOCK PARTY

- With the graduation of Imani Boyette following last season, the school's second all-time leading career shot blocker (303), some wondered how the Longhorns would replace that potent shot blocking.
- The answer has been: by committee. Eight Texas players have six or more blocks on the season. Senior center Kelsey Lang has a team-best 75 blocked shots, while freshman guard/forward Joyner Holmes has 37 rejections on the year.
- Texas has 192 blocked shots on the year as a team, which ranks second on UT's single-season team blocked shots list.
- Through 33 games last season, Boyette was responsible for 55.6 percent of her team's blocks while this season, no UT player is responsible for more than 39.1 percent (Kelsey Lang) of her team's blocked shots.

SINGLE-SEASON BLOCKED SHOTS RECORDS

1.	199	2009-10
2.	192	2016-17
3.	191	2011-12
4.	185	2015-16
5.	183	2010-11
6.	175	2008-09
7.	168	2007-08
8.	164	2005-06
9.	161	2014-15
10.	160	1989-90

MCCARTY LEADING LONGHORNS

- Junior point guard **Brooke McCarty** this season became the first player in Texas school history to be named the Big 12 Conference Player of the Year.
- McCarty has been a steady leader on the court for the Longhorns. She averages a squad-best 14.1 points per game, is shooting 43.3 percent from beyond the arc, has dished out a squad-best 115 assists and has a 2.1 assist-to-turnover ratio. She has recorded double-figure scoring in 28 games this season, including in 16 of 18 Big 12 games.
- With her 115 assists through 31 games this season, McCarty has well surpassed her assist total (89) from all of last season (36 games).
- In all games combined for the Longhorns, McCarty ranks ninth in the Big 12 in scoring, first in three-point percentage (.433) and fourth in assist-to-turnover ratio (2.1).
- McCarty is in her first season as the team's starting point guard, though she started the past two seasons at the shooting guard spot.
- McCarty has scored in double figures in 28 of her team's 33 games this season, including a career-high 29 points in her outing at No. 4/4 Florida State, a game in which she played a career-high 50 minutes.
- McCarty has played a squad-best 1112 minutes this season and her 33.7 minutes-per-game average currently ranks tied for sixth on the school's single-season minutes average list.

UT SINGLE-SEASON MINUTES AVERAGE LIST

35.9	Edwina Brown	1999-00
35.1	Tiffany Jackson	2006-07
34.1	Kim Lummus	1997-98
33.8	Chassidy Fussell	2012-13
33.8	Chassidy Fussell	2011-12
33.7	Jamie Carey	2004-05
33.7	Kat Nash	2010-11
33.7	Brooke McCarty	2016-17
33.3	Vanessa Wallace	1997-98
33.2	Jamie Carey	2003-04
33.2	Annette Smith	1983-84

HOLMES A ROOKIE SENSATION

- Freshman guard/forward **Joyner Holmes** was named the 2016-17 Big 12 Conference Freshman of the Week, becoming the first player in school history to earn that honor since Imani Boyette in 2013.
- Holmes was a seven-time Big 12 Conference Freshman of the Week during the season.
- For her efforts in helping Texas beat No. 2 Baylor on Feb. 6, Holmes was named the espnW National Player of the Week and the USBWA National Freshman of the Week.

- On the season, Holmes is averaging 12.0 points per game and 8.2 rebounds per game with 37 blocks. Among Big 12 freshmen this season, Holmes ranks first in both scoring and rebounding. Holmes also leads all freshman in the Big 12 with eight double-doubles this season.
- On UT's all-time freshman top-10 list, Holmes ranks 10th in points (391), tied for sixth in rebounds (271) and tied for ninth in blocked shots (37).

SEVEN McDONALD'S ALL-AMERICANS

- Seven players on the current Texas roster are McDonald's High School All-Americans.
- Texas head coach **Karen Aston** has signed eight McDonald's All-Americans, entering her fifth season as head coach on the Forty Acres.
- The Longhorns ranks second nationally in most McDonald's All-Americans on current rosters. Notre Dame has the most with eight.

CURRENT MCDONALD'S ALL-AMERICANS

Ariel Atkins	2014
Brooke McCarty	2014
Jatarie White	2014
Lashann Higgs	2015
Jordan Hosey	2015
Joyner Holmes	2016
Alecia Sutton	2016

MOST CURRENT ROSTER McD AAs

Notre Dame	8
Texas	7
Baylor	6
Duke	6
Maryland	6
Tennessee	6

TEXAS AMONG NATION'S TALLEST TEAMS

- The Longhorns are tied with Kansas State and Oregon as the tallest team this year in NCAA Division I women's basketball, according to research conducted by Joe Waltasti at the University of Oregon.
- Each of those three teams have six players on their 2016-17 rosters standing 6-foot-3 or taller.
- This season, the Big 12 Conference is the tallest conference among the Power 5, averaging 4.0 players per team who stand 6-foot-3 or taller.

TALLEST CONFERENCES AMONG POWER 5

Conference	Avg of Players 6-foot-3 or Taller
Big 12 Conference	4.0 per team
Pac-12 Conference	3.75 per team
Atlantic Coast Conference	2.9 per team
Big 10 Conference	2.8 per team
Southeastern Conference	2.2 per team

CAREY RETURNS TO FORTY ACRES

- **Jamie Carey**, a standout basketball player for the University of Texas from 2002-05, rejoined the Longhorns as an assistant coach this past April, replacing Travis Mays, who accepted the head coaching position at SMU.
- Carey was a member of UT's 2003 NCAA Final Four team and also played four years in the WNBA. She has top-caliber experience at every level, including four years at USA Basketball as

the assistant women's national team director. She returned to her alma mater after spending the past two seasons as an assistant coach at the University of Colorado.

- Carey's responsibilities at Texas include instructing players at the guard position, coordinating the team's offensive schemes and recruiting.

WNBA EXPERIENCE ON STAFF

- Texas has three former WNBA players on its staff in assistant coaches **Jamie Carey** and **Tina Thompson**, and coordinator of community engagement **Fran Harris**. The Longhorns are one of only six programs nationally to have two or more coaches who are former WNBA players.
- Texas and Penn State are the only two schools in the nation who have three people on their staff who played in the WNBA.

SCHOOLS THAT HAVE MULTIPLE COACHES WITH WNBA EXPERIENCE

Miami	Octavia Blue, Tia Jackson
Notre Dame	Beth Cunningham, Niele Ivey
Penn State	Coquese Washington, Ito Coleman, Tamika Williams
Texas	Jamie Carey, Tina Thompson
South Carolina	Dawn Staley, Nikki McCray
Vanderbilt	Stephanie White, Joy Cheek

SUTTON BACK FROM ACL INJURY

- Freshman point guard **Alecia Sutton** was cleared for return to play on Thursday, October 13 following recovery from a left ACL tear during her senior season at Parkway North High School in St. Louis.
- Sutton, a 2016 McDonald's All-American, sustained her injury on December 27, 2015 when her high school team was competing in the 40th Visitation Christmas Tournament and underwent surgery on February 12, 2016. She missed the entire second half of her senior season of high school basketball. At the time of her injury, Sutton was averaging 14.3 points per game for Parkway North.
- Sutton was the No. 6 prospect, according to the espnW Hoop Gurlz Top 100, and the No. 2 point guard in the class of 2016. She was named a 2016 Naismith Second-Team All-American and a McDonald's All-American.

SISTER SISTER

- There are 11 sets of twins who play NCAA Division I basketball (including Texas' **Audrey-Ann Caron-Goudreau** and **Khaleann Caron-Goudreau**).
- There are 17 teams in NCAA Division I women's basketball with sisters on their rosters.

TEXAS' BIG 12 HONORS THIS SEASON

Big 12 Coach of the Year

Karen Aston

Big 12 Player of the Year

Brooke McCarty

Big 12 Defensive Player of the Year

Brianna Taylor

Big 12 Freshman of the Year

Joyner Holmes

All-Big 12 First Team

Ariel Atkins
Joyner Holmes
Brooke McCarty

Honorable Mention All-Big 12

Kelsey Lang

All-Big 12 Freshman Team

Joyner Holmes

Big 12 All-Defensive Team

Ariel Atkins
Brianna Taylor

Big 12 Player of the Week

Feb. 7 Kelsey Lang
Feb. 20 Brooke McCarty

Big 12 Freshman of the Week

Jan. 9 Joyner Holmes
Jan. 23 Joyner Holmes
Jan. 30 Joyner Holmes
Feb. 6 Joyner Holmes
Feb. 13 Joyner Holmes
Feb. 20 Joyner Holmes
March 1 Joyner Holmes



WNBA DRAFT

All-time Longhorns selected in the WNBA Draft.

YEAR	PLAYER	ROUND (OVERALL PICK)	TEAM
1999	Edna Campbell	1st (10)	Phoenix Mercury
2000	Edwina Brown \$	1st (3)	Detroit Shock
2004	Stacy Stephens #	3rd (37)	Houston Comets
2005	Heather Schreiber	3rd (39)	Los Angeles Sparks
2005	Jamie Carey *	3rd (31)	Phoenix Mercury
2007	Tiffany Jackson	1st (5)	New York Liberty
2010	Brittainey Raven	3rd (33)	Atlanta Dream
2015	Nneka Enemkpali	3rd (26)	Seattle Storm
2016	Imani Boyette	1st (10)	Chicago Sky

\$ - 1st collegian taken in 2000 WNBA Draft

- later traded to Detroit Shock

* - later signed with Connecticut Sun

ADMINISTRATORS/COACHES IN THE PROS

Shell (Bollin) Dailey - San Antonio-WNBA [former interim Head Coach]

Nell Fortner - Indiana-WNBA [former Head Coach]

Clarissa Davis-Wrightsil - San Antonio-WNBA [former Chief Operations Officer, 2003-2006]

ALL-TIME PLAYERS IN THE PROS

WNBA 1996-present

17 Longhorns have played in the WNBA.

Imani Boyette - Chicago Sky [2016-Present]

Edwina Brown - Detroit Shock [2000-02]; Phoenix Mercury [2003]; Houston Comets [2006]

Edna Campbell - Phoenix Mercury [1999]; Seattle Storm [2000]; Sacramento Monarchs [2001-04]; San Antonio Silver Stars [2005]

Jamie Carey - Connecticut Sun [2005-08]

Carla Cortijo - Atlanta Dream [2015-Present]

Clarissa Davis - Phoenix Mercury [1999]

Tai Dillard - San Antonio Silver Stars [2003-05]

Vicki Hall - Cleveland Rockers [2000-01]; Indiana Fever [2001]; Los Angeles Sparks [2002]

Fran Harris - Houston Comets [1997]; Utah Starzz [1998]

NeKeshia Henderson - Houston Comets [1997, 2000-02]

Angela Jackson - Washington Mystics [1998]

Tiffany Jackson - New York Liberty [2007-10]; Tulsa Shock [2010-15]; Los Angeles Sparks [2017-Present]

Andrea Lloyd - Minnesota Lynx [1999-00]

Catarina Pollini - Houston Comets [1997]

Brittainey Raven - Atlanta Dream [2010]

Stacy Stephens - Detroit Shock [2004]

Danielle Viglione - Sacramento Monarchs [1997]

AMERICAN BASKETBALL LEAGUE (ABL) - 1996-98

Six Longhorns played in the ABL.

Edna Campbell - Colorado Xplosion [1997-98]

Clarissa Davis-Wrightsil - New England Blizzard [1996-97]; Long Beach StingRays [1997-98]; San Jose Lasers [1998]

Vicki Hall - Colorado Xplosion [1997-98]; Nashville Noise [1998]

Nekeshia Henderson - San Jose Lasers [1998]

Andrea Lloyd-Curry - Columbus Quest [1996-98]

Beverly Williams - Long Beach StingRays [1997-98]; Columbus Quest [1998]

WHEN WAS THE LAST TIME ...

TEAM

Texas Scored 80 Points: 84 vs. N.C. State [84-80] (03-19-17)

Texas Scored 90 Points: 92 vs. Florida State [92-88] (02-13-17)

Texas Scored 100 Points: 109 vs. Sam Houston State [109-48] (12-15-13)

Opponent Scored Fewer Than 50 Points: 42 by Kansas [75-42]

(02-11-17)

Opponent Scored Fewer Than 40 Points: 35 by Oklahoma State [66-35]

(01-10-17)

Texas Made 10 or More Three-Pointers: 11 vs. Iowa State [11-of-22] (01-16-16)

Texas Did Not Make a Three-Pointer: 0 vs. West Virginia [0-of-0] (01-14-17)

Texas Did Not Make a Free Throw: 0 vs. Marquette [0-of-0] (03-19-11)

Texas Recorded 60 or More Rebounds: 61 vs. Kansas (01-04-17)

Texas Recorded 70 or More Rebounds: 71 vs. Texas Southern (12-13-80)

Texas Recorded 20 or More Assists: 22 vs. New Orleans (12-20-16)

Texas Recorded 25 or More Assists: 25 vs. Sam Houston State (12-27-15)

Texas Recorded 15 or More Steals: 15 vs. New Orleans (12-20-16)

Texas Recorded 20 or More Steals: 20 vs. Boston University (11-21-10)

Texas Recorded 10 or More Blocks: 11 vs. Central Arkansas (03-17-17)

Texas Recorded 5 or Fewer Turnovers: 5 vs. LSU (04-01-03)

Texas Recorded 30 or More Turnovers: 31 vs. Kansas (01-04-17)

Texas Recorded 35 or More Turnovers: 37 vs. Sacramento State (11-27-94)

INDIVIDUAL

A Texas Player Scored 40 or More Points: 48, Danielle Viglione vs. Houston (01-29-94)

A Texas Player Made Five or More Three-Pointers: 5, Brooke McCarty vs. Florida State [5-of-8] (02-13-17)

A Texas Player Made 10 or More Three-Pointers: 11, Danielle Viglione vs. Houston [11-of-26] (01-29-94)

A Texas Player Made 15 or More Free-Throws: 16, Edwina Brown vs. Texas Tech [16-of-19] (02-23-00)

A Texas Player Shot 100 Percent from the Free-Throw Line (min. 10 att.): Chassidy Fussell vs. Tennessee [10-of-10] (12-16-12)

A Texas Player Recorded 20 or More Rebounds: 21, Nneka Enemkpali vs. West Virginia (01-25-14)

A Texas Player Recorded 15 or More Assists: 15, Angie Jo Ogletree vs. Houston (01-29-94)

A Texas Player Recorded 10 or More Steals: 12, Kamie Ethridge vs. Pepperdine (02-24-84)

A Texas Player Recorded 10 or More Blocks: 10, Ashley Gayle vs. Cincinnati (12-28-10)

Two Texas Players Had Double-Doubles in the Same Game: Joyner Holmes [16 pts, 13 rebs] and Kelsey Lang [10 pts, 10 rebs] vs. UT Rio Grande Valley (12-15-16)

A Texas Player Recorded A Triple-Double: Ashleigh Fontenette vs. UT-Pan American [17 points, 10 rebounds, 10 assists] (12-08-10)

TEXAS SIGNS NATION'S NO. 3 RECRUITING CLASS

The University of Texas women's basketball team signed the nation's No. 3 recruiting class of 2017, according to espnW. It is the third consecutive top-six class for the Longhorns and head coach Karen Aston.

The class consists of 6-foot-3 forward **Rellah Boothe**, the nation's No. 3 overall player, and 5-foot-5 point guard **Chasity Patterson**, the nation's No. 4 overall player.

RECRUITING CLASS RANKINGS UNDER KAREN ASTON

2016-17	#3 (Boothe, Patterson)
2015-16	#4 (Holmes, Sutton, Underwood)
2014-15	#6 (Aborowa, Higgs, Hosey)
2013-14	#11 (Akigbogun, Atkins, McCarty)
2012-13	NR (Henderson, Jones, Lang, Taylor, Vander Zee)

IN THE RANKINGS

BOOTHE

espnW	No. 3 overall; No. 1 forward
Blue Star Report	No. 2 overall; No. 1 forward
Prospects Nation	No. 4 overall; No. 1 forward

PATTERSON

espnW	No. 4 overall; No. 1 point guard
Blue Star Report	No. 5 overall; No. 1 point guard
Prospects Nation	No. 8 overall; No. 4 point guard

"Texas got two outstanding prospects. They got both front-court and back-court help with two of the elite prospects of the 2017 class. Virtually the best point guard in the country in Chasity Patterson stayed close to home. She is electrifying, explosive and, end-line to end-line, she is maybe the speediest player in the class of 2017. She is going to be a real crowd favorite. Rellah Boothe, on a pure athleticism, raw talent basis, could be the best player in the country. She has to put it all together, but she's got four years now to do that under Karen Aston. They are both just going to add to the depth that already exists at Texas once they start playing there."

-Dan Olson, espnW HoopGurlz



MCDONALD'S ALL-AMERICANS AT TEXAS UNDER KAREN ASTON

Imani Boyette	2012
Ariel Atkins	2014
Brooke McCarty	2014
Jatarie White	2014
Lashann Higgs	2015
Jordan Hosey	2015
Joyner Holmes	2016
Alecia Sutton	2016
Rellah Boothe	2017
Chasity Patterson	2017



RELLAH BOOTHE

NO. 3 OVERALL | NO. 1 FORWARD
OCALA, FLA. | IMG ACADEMY
6-3 | FORWARD
MCDONALD'S ALL-AMERICAN

Boothe, the nation's No. 3 overall recruit and the No. 1 prospect at the forward position, is a 6-foot-3 recruit out of IMG Academy in Bradenton, Fla. Boothe is an Ocala, Fla., native who was named to USA Today's Preseason All-America Team.

Boothe is a versatile left-handed player who can excel at any of the five positions on the floor. Blue Star Report rated her as the No. 2 player in the class of 2017.

Last season as a junior at IMG Academy, Boothe was named a Naismith Trophy Third-Team All-American. She averaged 22.7 points per game, 8.5 rebounds per game and 1.6 steals per game. In a game against Fort Myers High School last year, Boothe scored 41 points and brought down 20 rebounds. She was named a USA Today All-USA Third Team selection and was named to the USA Today All-Florida First Team.

Boothe was a member of the gold medal-winning USA U18 team at the FIBA Americas Championship this past summer. In the championship game, Boothe set a Team USA tournament record for free-throw percentage, shooting 9-for-9 from the charity stripe.

Boothe played the first two seasons of her high school career at Potter's House Christian in Jacksonville, Fla. As a freshman, she averaged 19.1 points per game, 10.6 rebounds per game and 2.2 blocks per game, helping her team to a 32-6 overall record. As a sophomore, she posted averages of 20.7 points per game, 13.8 rebounds per game and 2.7 blocks per game, directing her team to a 38-5 record and the National Association of Christian Athletes national championship. In 2014-15, she was named a MaxPreps Fourth-Team All-American.



CHASITY PATTERSON

NO. 4 OVERALL | NO. 1 POINT GUARD
HOUSTON, TEXAS | NORTH SHORE
5-5 | POINT GUARD
MCDONALD'S ALL-AMERICAN

Patterson, the nation's No. 1 point guard prospect, is a 5-foot-5 recruit out of North Shore High School in Houston. She was named to USA Today's Preseason All-America Team.

Patterson entered her senior season at North Shore with more than 2,200 points in her prep career and has helped lead her team to a 96-12 (.889) record over the past three seasons. She is known for her floor leadership skills, her athleticism and her threat as a scorer.

As a junior in 2015-16, Patterson averaged 24.5 points per game, 5.4 steals per game and 4.8 assists per game. She was a Texas Association of Basketball Coaches All-State selection and was the District 21-6A Most Valuable Player. Named to the All-Tournament Team of the state tournament, Patterson led her team to the state semifinals with a 36-2 overall record. She was named to the All-Greater Houston first team. In a game against West Brook on Jan. 26, 2016, Patterson impressively recorded a triple-double with 24 points, 12 assists and 11 steals.

As a sophomore, Patterson averaged 21.5 points per game, 4.1 steals per game and 3.9 assists per game. She was a District 21-6A first-team selection and led her team to the regional tournament. In her freshman season of 2013-14, she was named the District 21-6A Newcomer of the Year and a TABC All-State selection. Patterson averaged 15.7 points per game, 3.2 steals per game and 3.1 assists per game. Her squad tallied a 28-7 record and advanced to the regional quarterfinals.

ASSOCIATED PRESS POLL

Week 18 - March 13, 2017

RK	TEAM	RECORD	PTS
1	Connecticut (33)	32-0	825
2	Notre Dame	30-3	787
3	South Carolina	27-4	729
4	Maryland	30-2	725
5	Baylor	30-3	719
6	Stanford	28-5	649
7	Mississippi State	29-4	619
8	Oregon State	29-4	593
9	Duke	27-5	525
10	Florida State	25-6	498
11	Ohio State	26-6	485
12	Washington	27-5	473
13	Louisville	27-7	439
14	TEXAS	23-8	408
15	UCLA	23-8	365
16	Miami	23-8	353
17	NC State	22-8	267
18	Kentucky	21-10	230
19	DePaul	26-7	193
20	Drake	28-4	186
21	Syracuse	21-10	149
22	West Virginia	23-10	131
23	Oklahoma	22-9	126
24	Kansas State	22-10	59
25	Missouri	21-10	47

Others receiving votes: arquette 34, Creighton 32, Belmont University 23, South Florida 14, Temple 13, Texas A&M 6, Purdue 5, Green Bay 5, Dayton 4, Little Rock 3, Tennessee 3, Western Kentucky 2, Arizona State 1.

USA TODAY COACHES POLL

Week 18 - March 13, 2017

RK	TEAM	RECORD	PTS
1	Connecticut (32)	32-0	800
2	Notre Dame	30-3	763
3	Maryland	30-2	736
4	South Carolina	27-4	696
5	Baylor	30-3	671
6	Stanford	28-5	632
7	Mississippi State	29-4	601
8	Oregon State	29-4	587
9	Duke	27-5	530
10	Ohio State	26-6	486
11	Washington	27-5	472
12	Louisville	27-7	454
13	Florida State	25-6	415
14	UCLA	23-8	376
15	TEXAS	23-8	358
16	Miami	23-8	314
17	NC State	22-8	273
18	Drake	28-4	220
19	DePaul	26-7	209
20	Oklahoma	22-9	148
21	West Virginia	23-10	144
22	Syracuse	21-10	142
23	Temple	24-7	101
24	Kentucky	21-10	73
25	Marquette	25-7	57

Others receiving votes: South Florida 54, Creighton 19, Missouri 16, Tennessee 10, Kansas State 9, Arizona State 9, Michigan 7, Virginia 5, Indiana 4, Elon 4, Little Rock 2, Stetson 1, Gonzaga 1, Oregon 1.

WEEK-BY-WEEK RANKINGS

WEEK	RECORD	AP	COACHES	NCAA RPI	NCAA SOS*
Pre.	0-0	8	T6	-	-
N.14	0-1	8	10	-	-
N.21	1-2	14	14	-	-
N.28	2-2	14	15	-	-
D.5	2-4	17	17	-	-
D.12	3-4	16	17	-	-
D.19	5-4	16	17	-	-
D.26	6-4	16	16	81	32
J.2	8-4	15	17	36	16
J.9	10-4	16	17	29	19
J.16	12-4	12	14	14	9
J.23	14-4	12	13	13	7
J.30	16-4	12	13	13	12
F.6	18-4	11	10	7	8
F.13	20-4	8	8	8	16
F.20	21-5	6	10	8	8
F.27	21-7	12	14	13	5
M.6	23-8	14	15	13	7
Final					

* SOS = Strength of schedule
() = first-place votes in parenthesis

TEXAS vs. AP TOP 25

2016-17	7-6 (.538)
2015-16	7-5 (.583)
Overall	182-234 (.438)
Home	88-70 (.557)
Away	42-119 (.261)
Neutral	51-46 (.526)
vs. Top 10 teams	79-135 (.369)
Karen Aston (at Texas)	21-30 (.412)

Note: Prior to the 1989-90 season, the national polls ranked only the Top 20 teams, not Top 25 as is the current practice.

NCAA/BIG 12 STAT RANKINGS

March 20, 2017

	NCAA	BIG 12	#
Assist Turnover Ratio	128	6	0.90
Assists Per Game	137	6	13.8
Blocked Shots	6	3	192
Field-Goal %	21	2	45.0
Field-Goal % D	28	2	36.4
Free-Throw %	243	9	67.0
Personal Fouls	294	8	19.8
Rebound Margin	5	2	+10.2
Scoring Defense	103	2	61.7
Scoring Margin	24	2	+12.6
Scoring Offense	28	2	74.3
Steals Per Game	198	6	7.3
Three Pt FG % D	197	6	31.9
Three-Point FGs	278	10	133
Three-Point FG %	38	5	35.3
Turnover Margin	132	5	+0.97
Turnovers Forced	135	4	16.36
Won-Lost Percentage	32	2	75.8

BIG 12 CONFERENCE STANDINGS

March 20, 2017

STANDINGS	BIG 12		OVERALL	
TEAM	W-L	%	W-L	%
Baylor	17-1	.944	32-3	.914
Texas	15-3	.833	25-8	.758
Oklahoma	13-5	.722	23-10	.697
Kansas State	11-7	.611	23-11	.676
Iowa State	9-9	.500	18-13	.581
West Virginia	8-10	.444	24-11	.686
Oklahoma State	6-12	.333	17-15	.531
Texas Tech	5-13	.278	14-17	.452
TCU	4-14	.222	12-18	.400
Kansas	2-16	.111	8-22	.267

ALL-TIME FINISHES IN THE BIG 12

YEAR	PRESEASON POLL	FINISH	BIG 12 RECORD
2016-17	2nd	2nd	15-3
2015-16	2nd	2nd	15-3
2014-15	1st	T-3rd	9-9
2013-14	5th	T-3rd	11-7
2012-13	5th	T-8th	5-13
2011-12	3rd	T-7th	8-10
2010-11	4th	7th	7-9
2009-10	T-2nd	T-4th	10-6
2008-09	2nd	6th	8-8
2007-08	4th	T-7th	7-9
2006-07	3rd	T-7th	6-10
2005-06	2nd	T-8th	7-9
2004-05	1st	2nd	13-3
2003-04	1st	T-1st	14-2
2002-03	3rd	1st	15-1
2001-02	1st	5th	10-6
2000-01	2nd	7th	7-9
1999-00	4th	4th	9-7
1998-99	7th	4th	10-6
1997-98	2nd	7th	7-9
1996-97	n/a	T-2nd	12-4

MEDIA GUIDELINES

- Interviews with any staff member or player must be scheduled through the UT Media Relations Office. To schedule, please contact Sean Cartell (sean.cartell@athletics.utexas.edu).
- Please do not contact a player or coach without arranging the interview through the UT Media Relations Office.
- We ask that you do not arrive unannounced at the basketball office, Erwin Center, Cooley Pavilion or dining hall to interview a player or coach without arranging it through the UT Media Relations Office. Media members must be escorted to interviews and to the basketball office by a member of the UT Media Relations Office.

2016-17 STATISTICS (ALL GAMES)

OVERALL RECORD: 25-8, 15-3 BIG 12 CONFERENCE (HOME: 15-3, AWAY: 9-3, NEUTRAL: 1-2)

DATE	OPPONENT (TV)	W/L	SCORE	ATTEND	HIGH POINTS	HIGH REBOUNDS
Nov. 14	at No. 11/10 Stanford (ESPN2)	L	59-71	2447	McCarty (20)	McCarty (5)
Nov. 16	HOUSTON BAPTIST (LHN)	W	98-46	6378	Holmes (22)	Holmes/Caron-Goudreau A. (9)
Nov. 20	at No. 10/9 Mississippi State (SEC Network)	L	68-79	7764	McCarty (19)	Three Players (8)
Nov. 23	NORTHWESTERN STATE (LHN)	W	86-39	2756	Higgs (14)	Three Players (5)
Dec. 01	NO. 3/3 SOUTH CAROLINA (ESPN2) %	L	67-76	3330	Lang (15)	Lang (12)
Dec. 04	vs. No. 2/2 UConn (ESPN) \$	L	54-72	9014	McCarty (15)	Lang (10)
Dec. 11	TENNESSEE (FS1)	W	72-67	4386	McCarty/Underwood (13)	Holmes/Lang (8)
Dec. 15	UT RIO GRANDE VALLEY (LHN)	W	85-61	2496	Holmes (16)	Holmes (13)
Dec. 17	UTSA (LHN)	W	76-43	2962	Foman (14)	Lang (13)
Dec. 20	NEW ORLEANS (LHN)	W	80-48	2567	Lang (23)	Holmes/Lang (10)
Dec. 29	TEXAS TECH (LHN) *	W	67-47	4093	McCarty (16)	Lang (13)
Jan. 01	at Iowa State (FSN) *	W	75-68	7915	Atkins (25)	Lang (12)
Jan. 04	at Kansas (ESPN3) *	W	66-54	1817	McCarty (15)	Holmes/Lang (9)
Jan. 07	TCU (LHN) *	W	83-54	3864	Holmes (18)	Lang (14)
Jan. 10	OKLAHOMA STATE (LHN) *	W	66-35	2624	McCarty (16)	Holmes (9)
Jan. 14	at No. 18/19 West Virginia *	W	73-63	4118	Atkins/Holmes (15)	Lang (8)
Jan. 17	NO. 20/20 OKLAHOMA (FS1) *	W	86-68	3259	Holmes (20)	Taylor (11)
Jan. 21	at Texas Tech *	W	77-57	5236	McCarty (14)	Holmes (15)
Jan. 25	at TCU (FSSW+) *	W	77-69	2230	Atkins (17)	Holmes (14)
Jan. 29	NO. 22/22 WEST VIRGINIA (FS1) *	W	69-54	4123	McCarty (15)	Lang (8)
Feb. 01	at Oklahoma State (FS Oklahoma) *	W	85-71	1846	Atkins (26)	Lang (12)
Feb. 04	KANSAS STATE (LHN) *	W	63-58	3781	Holmes (21)	Holmes/Lang (9)
Feb. 06	at No. 2/2 Baylor (FS1) *	W	85-79	7054	McCarty (22)	Holmes (10)
Feb. 11	KANSAS (LHN) *	W	75-42	3974	Holmes (15)	Holmes (13)
Feb. 13	at No. 5/4 Florida State (ESPN2)	W 2OT	92-88	3621	McCarty (29)	Holmes (14)
Feb. 18	at No. 19/19 Oklahoma (FSN) *	L	73-74	6038	McCarty (16)	Taylor (9)
Feb. 20	NO. 4/4 BAYLOR (ESPN2) *	L	67-70	7103	McCarty (16)	Holmes (12)
Feb. 24	IOWA STATE (LHN) *	L	66-70	4555	McCarty (12)	Lang (7)
Feb. 27	at No. 24/RV Kansas State (ESPN3) *	W	69-61	4541	Holmes (17)	Taylor (11)
Mar. 04	vs. Oklahoma State (FSN) ^	W	71-60	3852	McCarty (13)	Taylor (8)
Mar. 05	vs. West Virginia (FS1) ^	L	59-62	3475	McCarty (13)	Lang (8)
Mar. 17	CENTRAL ARKANSAS (ESPN2) !	W	78-50	2908	McCarty (15)	Holmes (9)
Mar. 19	No. 17/17 N.C. State (ESPN2) !	W	84-80	3476	McCarty (23)	Holmes (9)

* - Big 12 Conference game

% - SEC/Big 12 Challenge (Austin, Texas)

\$ - Jimmy V Classic (Uncasville, Conn.)

^ - Phillips 66 Big 12 Championship (Oklahoma City, Okla.)

! - NCAA First and Second Rounds (Austin, Texas)

##	PLAYER	GP	GS	MIN	AVG	FG	FGA	PCT	3FG	FGA	PCT	FT	FTA	PCT	OFF	DEF	TOT	AVG	PF	FO	A	TO	BLK	STL	PTS	AVG
11	Brooke McCarty	33	33	1112	33.7	170	367	.463	77	178	.433	56	73	.767	7	110	117	3.5	42	0	115	54	2	24	473	14.3
23	Ariel Atkins	31	31	819	26.4	148	324	.457	27	73	.370	68	84	.810	64	65	129	4.2	90	4	49	43	10	63	391	12.6
24	Joyner Holmes	33	31	872	26.4	163	372	.438	2	11	.182	68	101	.673	97	174	271	8.2	93	4	62	90	37	26	396	12.0
40	Kelsey Lang	33	31	882	26.7	137	257	.533	0	1	.000	31	47	.660	92	156	248	7.5	94	2	39	45	75	11	305	9.2
10	Lashann Higgs	33	2	577	17.5	114	235	.485	5	21	.238	33	62	.532	33	62	95	2.9	51	0	47	55	3	32	266	8.1
20	Brianna Taylor	33	32	691	20.9	65	141	.461	3	9	.333	29	47	.617	50	90	140	4.2	77	1	62	70	6	43	162	4.9
01	Alecia Sutton	33	1	445	13.5	49	143	.343	8	41	.195	18	28	.643	8	50	58	1.8	34	1	42	31	3	13	124	3.8
12	Jada Underwood	28	0	276	9.9	34	77	.442	2	4	.500	23	34	.676	28	23	51	1.8	38	0	9	28	10	3	93	3.3
22	Tasia Foman	14	1	145	10.4	17	52	.327	4	18	.222	2	3	.667	6	15	21	1.5	20	0	12	15	5	9	40	2.9
31	A. Caron-Goudreau	26	3	356	13.7	28	72	.389	3	11	.273	13	21	.619	48	38	86	3.3	57	4	12	26	22	6	72	2.8
05	Jordan Hosey	27	0	209	7.7	27	65	.415	0	3	.000	16	28	.571	17	26	43	1.6	20	0	2	19	3	7	70	2.6
30	K. Caron-Goudreau	15	0	158	10.5	13	29	.448	2	7	.286	6	10	.600	13	13	26	1.7	23	1	4	13	10	3	34	2.3
14	Olamide Aborowa	17	0	108	6.4	11	34	.324	0	0	.000	3	8	.375	13	15	28	1.6	14	0	2	9	6	1	25	1.5
TEAM															56	62	118	3.6	10							
Total		33				976	2168	.450	133	377	.353	366	546	.670	532	899	1431	43.4	653	17	457	508	192	241	2451	74.3
Opponents		33				704	1933	.364	167	524	.319	461	625	.738	375	696	1071	32.5	621	18	303	540	116	205	2036	61.7

SCORE BY QUARTERS (AND OT)	1st	2nd	3rd	4th	OT1	OT2	Total
TEXAS	663	523	658	586	9	12	2451
OPPONENTS	476	469	513	561	9	8	2036

2016-17 STATISTICS (CONFERENCE ONLY)

BIG 12 CONFERENCE RECORD: 15-3 (HOME: 7-2, AWAY: 8-1)

DATE	OPPONENT (TV)	W/L	SCORE	ATTEND	HIGH POINTS	HIGH REBOUNDS
Dec. 29	TEXAS TECH (LHN) *	W	67-47	4093	McCarty (16)	Lang (13)
Jan. 01	at Iowa State (FSN) *	W	75-68	7915	Atkins (25)	Lang (12)
Jan. 04	at Kansas (ESPN3) *	W	66-54	1817	McCarty (15)	Holmes/Lang (9)
Jan. 07	TCU (LHN) *	W	83-54	3864	Holmes (18)	Lang (14)
Jan. 10	OKLAHOMA STATE (LHN) *	W	66-35	2624	McCarty (16)	Holmes (9)
Jan. 14	at No. 18/19 West Virginia *	W	73-63	4118	Atkins/Holmes (15)	Lang (8)
Jan. 17	NO. 20/20 OKLAHOMA (FS1) *	W	86-68	3259	Holmes (20)	Taylor (11)
Jan. 21	at Texas Tech *	W	77-57	5236	McCarty (14)	Holmes (15)
Jan. 25	at TCU (FSSW+) *	W	77-69	2230	Atkins (17)	Holmes (14)
Jan. 29	NO. 22/22 WEST VIRGINIA (FS1) *	W	69-54	4123	McCarty (15)	Lang (8)
Feb. 01	at Oklahoma State (FS Oklahoma) *	W	85-71	1846	Atkins (26)	Lang (12)
Feb. 04	KANSAS STATE (LHN) *	W	63-58	3781	Holmes (21)	Holmes/Lang (9)
Feb. 06	at No. 2/2 Baylor (FS1) *	W	85-79	7054	McCarty (22)	Holmes (10)
Feb. 11	KANSAS (LHN) *	W	75-42	3974	Holmes (15)	Holmes (13)
Feb. 18	at No.19/19 Oklahoma (FSN) *	L	73-74	6038	McCarty (16)	Taylor (9)
Feb. 20	NO. 4/4 BAYLOR (ESPN2) *	L	67-70	7103	McCarty (16)	Holmes (12)
Feb. 24	IOWA STATE (LHN) *	L	66-70	4555	McCarty (12)	Lang (7)
Feb. 27	at No. 24/RV Kansas State (ESPN3) *	W	69-61	4541	Holmes (17)	Taylor (11)

* - Big 12 Conference game

#	PLAYER	GP	GS	MIN	AVG	FG	FGA	PCT	3FG	FGA	PCT	FT	FTA	PCT	OFF	DEF	TOT	AVG	PF	FO	A	TO	BLK	STL	PTS	AVG
11	Brooke McCarty	18	18	613	34.1	91	202	.450	41	97	.423	26	35	.743	4	57	61	3.4	22	0	61	24	2	14	249	13.8
23	Ariel Atkins	18	18	505	28.1	94	193	.487	17	42	.405	34	43	.791	43	33	76	4.2	54	2	26	23	5	37	239	13.3
24	Joyner Holmes	18	18	498	27.7	97	218	.445	0	0	.000	44	58	.759	59	102	161	8.9	50	2	30	44	21	16	238	13.2
10	Lashann Higgs	18	1	308	17.1	69	140	.493	3	15	.200	17	38	.447	19	35	54	3.0	28	0	26	26	1	19	158	8.8
40	Kelsey Lang	18	18	504	28.0	69	146	.473	0	1	.000	17	26	.654	50	92	142	7.9	56	1	19	26	41	6	155	8.6
20	Brianna Taylor	18	17	394	21.9	35	85	.412	0	1	.000	14	22	.636	24	54	78	4.3	37	0	40	38	4	22	84	4.7
01	Alecia Sutton	18	0	260	14.4	29	81	.358	5	24	.208	8	13	.615	6	33	39	2.2	22	1	28	21	0	8	71	3.9
30	K. Caron-Goudreau	10	0	101	10.1	10	18	.556	1	3	.333	5	6	.833	10	6	16	1.6	14	1	3	6	4	1	26	2.6
31	A. Caron-Goudreau	14	0	152	10.9	14	32	.438	1	4	.250	7	11	.636	22	15	37	2.6	26	2	4	11	10	3	36	2.6
05	Jordan Hosey	12	0	71	5.9	8	21	.381	0	0	.000	11	16	.688	5	7	12	1.0	10	0	1	7	0	2	27	2.3
12	Jada Underwood	16	0	121	7.6	11	34	.324	0	0	.000	6	13	.462	10	8	18	1.1	22	0	4	16	2	2	28	1.8
14	Olamide Aborowa	8	0	40	5.0	4	14	.286	0	0	.000	0	2	.000	7	5	12	1.5	6	0	0	2	2	1	8	1.0
22	Tasia Foman	5	0	33	6.6	1	14	.071	1	8	.125	0	0	.000	3	4	7	1.4	6	0	3	4	1	1	3	0.6
TEAM															27	34	61	3.4				5				
Total		18				532	1198	.444	69	195	.354	189	283	.668	289	485	774	43.0	353	9	245	253	93	132	1322	73.4
Opponents		18				374	1040	.360	95	282	.337	251	344	.730	210	403	613	34.1	333	7	167	297	64	101	1094	60.8

SCORE BY QUARTERS (AND OT)	1st	2nd	3rd	4th	OT	Total
TEXAS	343	292	349	338	-	1322
OPPONENTS	264	230	284	316	-	1094

TEAM GAME-BY-GAME STATISTICS

GAME	SCORE	FG-A	PCT.	3PT. FG-A	3PT. PCT.	FT-A	FT PCT.	OFF. REB.	DEF. REB.	TOT. REB.	PF	A	TO	B	S
TEXAS	59	24-68	.353	5-15	.333	6-14	.429	20	18	38	22	9	17	2	9
Stanford	71	28-51	.549	4-11	.364	11-18	.611	7	25	32	18	18	20	7	7
TEXAS	98	35-76	.461	8-14	.571	20-29	.690	24	31	55	15	18	11	10	11
Houston Baptist	46	15-52	.288	6-20	.300	10-14	.714	7	19	26	24	11	25	3	1
TEXAS	68	27-56	.482	2-12	.167	12-16	.750	17	19	36	28	13	24	4	6
Mississippi State	79	27-57	.474	2-11	.182	23-28	.821	13	13	26	22	8	13	3	13
TEXAS	86	36-63	.571	5-15	.333	9-12	.750	14	25	39	13	22	9	4	9
Northwestern State	39	13-46	.283	7-26	.269	6-8	.750	6	14	20	14	7	23	2	3
TEXAS	67	28-68	.412	4-13	.308	7-14	.500	19	21	40	29	13	17	9	5
South Carolina	76	22-52	.423	2-10	.200	30-40	.750	11	26	37	18	5	13	6	10
TEXAS	54	22-51	.431	5-14	.357	5-7	.714	13	18	31	19	8	26	2	7
UConn	72	26-53	.491	8-16	.500	12-16	.750	9	15	24	12	20	12	4	9
TEXAS	72	28-62	.452	3-8	.375	13-17	.765	16	24	40	14	11	13	7	5
Tennessee	67	28-67	.418	6-19	.316	5-9	.556	15	17	32	19	9	12	7	2
TEXAS	85	33-62	.532	2-7	.286	17-28	.607	12	38	50	19	19	18	9	9
UTRGV	61	21-72	.292	10-31	.323	9-15	.600	15	20	35	23	11	17	3	9
TEXAS	76	30-76	.395	6-12	.500	10-14	.714	20	38	58	17	17	16	10	5
UTSA	43	15-64	.234	1-14	.071	12-18	.667	11	25	36	21	1	17	3	8
TEXAS	80	33-64	.516	4-16	.250	10-16	.625	12	32	44	18	22	18	7	15
New Orleans	48	17-56	.304	4-15	.267	10-14	.714	9	19	28	14	4	25	2	8
TEXAS	67	31-71	.437	2-11	.182	3-8	.375	20	29	49	11	8	12	3	8
Texas Tech	47	19-56	.339	7-17	.412	2-3	.667	7	21	28	15	4	18	5	5
TEXAS	75	29-61	.475	5-11	.455	12-16	.750	10	24	34	18	14	14	7	7
Iowa State	68	25-61	.410	6-22	.273	12-15	.800	12	24	36	19	16	17	1	7
TEXAS	66	25-64	.391	5-11	.455	11-15	.733	19	42	61	26	13	31	6	7
Kansas	54	19-72	.264	2-18	.111	14-20	.700	13	22	35	22	5	17	7	13
TEXAS	83	34-68	.500	3-10	.300	12-23	.522	21	28	49	18	15	18	6	12
TCU	54	17-57	.298	4-24	.167	16-21	.762	11	19	30	21	6	21	3	5
TEXAS	66	21-64	.328	6-12	.500	18-25	.720	14	36	50	19	11	10	7	6
Oklahoma State	35	11-59	.186	1-13	.077	12-23	.522	17	29	46	24	5	17	5	3
TEXAS	73	32-64	.500	0-10	.000	9-13	.692	14	14	28	17	9	11	2	11
West Virginia	63	23-51	.451	6-13	.462	11-15	.733	15	20	35	17	10	21	4	4
TEXAS	86	34-69	.493	5-12	.417	13-21	.619	16	29	45	17	17	16	3	6
Oklahoma	68	21-60	.350	8-23	.348	18-19	.947	11	22	33	22	10	16	5	7
TEXAS	77	32-75	.427	3-11	.273	10-15	.667	17	33	50	18	13	9	1	7
Texas Tech	57	21-60	.350	7-15	.467	8-17	.471	9	29	38	17	12	14	2	3
TEXAS	77	33-70	.471	6-20	.300	5-11	.455	17	24	41	23	17	15	10	5
TCU	69	20-60	.333	8-20	.400	21-25	.840	16	20	36	22	6	16	0	6
TEXAS	69	26-55	.473	4-6	.667	13-17	.765	12	23	35	21	15	18	5	8
West Virginia	54	18-46	.391	3-7	.429	15-21	.714	10	18	28	21	9	23	4	7
TEXAS	85	36-63	.571	7-12	.583	6-8	.750	12	22	34	26	20	12	4	5
Oklahoma State	71	22-48	.458	5-9	.556	22-28	.786	7	16	23	12	9	13	4	6
TEXAS	63	26-60	.433	3-6	.500	8-17	.471	13	24	37	17	14	15	7	9
Kansas State	58	22-56	.393	4-15	.267	10-14	.714	10	24	34	19	7	21	2	3
TEXAS	85	33-64	.516	3-10	.300	16-24	.667	12	26	38	16	11	10	6	6
Baylor	79	29-66	.439	8-12	.667	13-18	.722	14	23	37	19	21	13	8	2
TEXAS	75	32-69	.464	1-6	.167	10-16	.625	22	37	59	15	16	9	13	5
Kansas	42	13-61	.213	9-24	.375	7-12	.375	13	17	30	14	8	12	1	5
TEXAS	92	37-73	.507	5-13	.385	13-22	.591	15	32	47	27	17	21	7	5
Florida State	88	29-86	.337	6-18	.333	24-32	.750	27	18	45	22	11	14	0	7

TEAM GAME-BY-GAME STATISTICS

GAME	SCORE	FG-A	PCT.	3PT. FG-A	3PT. PCT.	FT-A	FT PCT.	OFF. REB.	DEF. REB.	TOT. REB.	PF	A	TO	B	S
TEXAS Oklahoma	73 74	27-68 27-55	.397 .491	6-11 5-13	.545 .385	13-16 15-18	.813 .833	19 8	21 24	40 32	18 18	17 11	15 14	3 4	7 5
TEXAS Baylor	67 70	25-71 23-54	.352 .426	6-16 0-1	.375 .000	11-14 24-33	.786 .727	17 17	18 26	35 43	27 19	11 10	10 19	2 5	8 4
TEXAS Iowa State	66 70	28-70 26-56	.400 .464	3-12 8-20	.250 .400	7-10 10-15	.700 .667	19 5	26 25	45 30	20 12	10 7	12 10	4 3	5 5
TEXAS Kansas State	69 61	28-72 18-62	.389 .290	1-8 4-16	.125 .250	12-14 21-27	.857 .778	15 15	29 24	44 39	26 19	14 11	16 15	4 1	10 11
TEXAS Oklahoma State	71 60	31-69 22-57	.449 .386	2-10 2-11	.200 .182	7-11 14-18	.636 .778	14 8	28 23	42 31	19 20	13 11	12 16	3 6	9 7
TEXAS West Virginia	59 62	19-56 21-59	.339 .356	4-12 9-21	.333 .429	17-22 11-12	.773 .917	12 9	29 26	41 35	17 19	6 12	13 12	6 6	7 6
TEXAS Central Arkansas	78 50	31-60 20-63	.517 .317	4-8 3-8	.500 .375	12-18 7-10	.667 .700	20 11	35 12	55 23	18 15	13 4	21 10	11 0	4 7
TEXAS N.C. State	84 80	30-66 26-58	.455 .448	5-13 2-11	.385 .182	19-23 26-29	.826 .897	15 7	26 21	41 28	25 27	11 4	19 14	8 0	3 7

CAREER RECORDS AND ACTIVE CAREER LEADERS

SCORING (CAREER)

POINTS

1.	2523	Annette Smith [131 games]	1981-84, 1985-86
2.	2256	Linda Waggoner [161 games]	1976-80
3.	2008	Clarissa Davis [101 games]	1985-89
4.	1983	Cinietra Henderson [123 games]	1989-93
5.	1917	Tiffany Jackson [123 games]	2003-07
6.	1831	Vicki Hall [117 games]	1988-93
7.	1798	Fran Harris [130 games]	1982-86
8.	1795	Retha Swindell [151 games]	1975-79
9.	1717	Chassidy Fussell [120 games]	2010-14
10.	1708	Heather Schreiber [133 games]	2001-05
	1708	Stacy Stephens [134 games]	2000-04

ACTIVE LEADER

1147	Brooke McCarty [104 games]	2014-Present
1082	Kelsey Lang [137 games]	2013-Present

FIELD GOALS (CAREER)

FIELD GOALS MADE

1.	1052	Annette Smith [131 games]	1981-84, 85-86
2.	1047	Linda Waggoner [161 games]	1976-80
3.	793	Clarissa Davis [101 games]	1985-89
4.	780	Fran Harris [130 games]	1982-86
5.	779	Cinietra Henderson [123 games]	1989-93
6.	770	Retha Swindell [151 games]	1975-79
7.	718	Vicki Hall [117 games]	1988-93
8.	711	Tiffany Jackson [123 games]	2003-07
9.	675	Stacy Stephens [134 games]	2000-04
10.	664	Edwina Brown [116 games]	1996-00

ACTIVE LEADER

481	Kelsey Lang [137 games]	2013-Present
-----	-------------------------	--------------

FIELD GOALS ATTEMPTED

1.	2247	Linda Waggoner [161 games]	1976-80
2.	1904	Annette Smith [131 games]	1981-84, 85-86
3.	1596	Retha Swindell [151 games]	1975-79
4.	1527	Tiffany Jackson [123 games]	2003-07
5.	1521	Vicki Hall [117 games]	1988-93
6.	1491	Chassidy Fussell [120 games]	2010-14
7.	1488	Fran Harris [130 games]	1982-86
8.	1445	Brittainey Raven [133 games]	2006-10
9.	1409	Nell Fortner [142 games]	1977-81
10.	1403	Danielle Viglione [105 games]	1993-97

ACTIVE LEADER

927	Brooke McCarty [104 games]	2013-Present
-----	----------------------------	--------------

3-POINT FIELD GOALS (CAREER)

3-POINT FIELD GOALS MADE

1.	293	Danielle Viglione [105 games]	1993-97
2.	237	Kathleen Nash [134 games]	2007-11
3.	220	Chassidy Fussell [120 games]	2010-14
4.	193	Jamie Carey [96 games]	2002-05
5.	189	Heather Schreiber [133 games]	2001-05
6.	181	Brooke McCarty [104 games]	2014-Present
7.	179	Kim Lummus [106 games]	1995-99
8.	152	Erika Arriaran [106 games]	2005-10
9.	124	Brittainey Raven [133 games]	2006-10
10.	122	Alisha Sare [99 games]	1999-03

ACTIVE LEADER

181	Brooke McCarty [104 games]	2014-Present
-----	----------------------------	--------------

3-POINT FIELD GOALS ATTEMPTED

1.	792	Danielle Viglione [105 games]	1993-97
2.	630	Chassidy Fussell [120 games]	2010-14
3.	587	Kathleen Nash [134 games]	2007-11
4.	569	Kim Lummus [106 games]	1995-99
5.	481	Heather Schreiber [133 games]	2001-05
6.	462	Jamie Carey [96 games]	2002-05
7.	448	Brooke McCarty [104 games]	2014-Present
8.	446	Erika Arriaran [106 games]	2005-10
9.	376	Brittainey Raven [133 games]	2006-10
	376	Alisha Sare [99 games]	1999-03

ACTIVE LEADER

448	Brooke McCarty [104 games]	2014-Present
-----	----------------------------	--------------

3-POINT FIELD GOAL PERCENTAGE (minimum 50 made)

1.	.418 [193-462]	Jamie Carey	2002-05
2.	.404 [237-587]	Kathleen Nash	2007-11
	.404 [115-285]	Vicki Hall	1988-93
	.404 [181-448]	Brooke McCarty	2014-Present
5.	.393 [189-481]	Heather Schreiber	2001-05
6.	.370 [293-792]	Danielle Viglione	1993-97
7.	.355 [83-234]	Yvonne Anderson	2008-12
8.	.353 [82-232]	NeKeshia Henderson	1991-95
9.	.349 [220-630]	Chassidy Fussell	2010-14
10.	.344 [99-288]	Ashleigh Fontenette	2008-12

ACTIVE LEADER

.404 [181-448]	Brooke McCarty	2014-Present
----------------	----------------	--------------

FREE THROWS (CAREER)

FREE THROWS MADE

1.	487	Tiffany Jackson [123 games]	2003-07
2.	425	Cinietra Henderson [123 games]	1989-93
3.	419	Annette Smith [131 games]	1981-84, 85-86
4.	415	Clarissa Davis [101 games]	1985-89
5.	384	Brittainey Raven [133 games]	2006-10
6.	373	Edwina Brown [116 games]	1996-00
7.	358	Stacy Stephens [134 games]	2000-04
8.	346	Andrea Lloyd [127 games]	1983-87
9.	319	Heather Schreiber [133 games]	2001-05
10.	313	Chassidy Fussell [120 games]	2010-14

ACTIVE LEADER

193	Ariel Atkins [85 games]	2014-Present
-----	-------------------------	--------------

FREE THROWS ATTEMPTED

1.	700	Tiffany Jackson [123 games]	2003-07
2.	676	Annette Smith [131 games]	1981-84, 85-86
3.	662	Cinietra Henderson [123 games]	1989-93
4.	608	Clarissa Davis [101 games]	1985-89
5.	556	Stacy Stephens [134 games]	2000-04
6.	523	Andrea Lloyd [127 games]	1983-87
7.	509	Brittainey Raven [133 games]	2006-10
8.	508	Edwina Brown [116 games]	1996-00
9.	474	Retha Swindell [151 games]	1975-79
10.	448	Fey Meeks [115 games]	1989-93

ACTIVE LEADER

236	Ariel Atkins [85 games]	2014-Present
-----	-------------------------	--------------

CAREER RECORDS AND ACTIVE CAREER LEADERS

FREE THROW PERCENTAGE (minimum 50 made)

1. .882 [97-110]	Erika Arriaran	2005-10
2. .848 [296-349]	Kathleen Nash	2007-11
3. .839 [141-168]	Kim Lummus	1995-99
4. .826 [313-379]	Chassidy Fussell	2010-14
5. .818 [193-236]	Ariel Atkins	2014-Present
6. .818 [319-390]	Heather Schreiber	2001-05
7. .812 [259-319]	Danielle Viglione	1993-97
8. .801 [173-216]	Jamie Carey	2002-05
9. .797 [98-123]	Jennifer Clark	1989-93
10. .795 [171-215]	Brady Sanders	2012-16

ACTIVE LEADER

.818 [193-236] Ariel Atkins 2014-Present

REBOUNDING (CAREER)

REBOUNDS

1. 1759	Retha Swindell [151 games]	1975-79
2. 1223	Stacy Stephens [134 games]	2000-04
3. 1115	Andrea Lloyd [127 games]	1983-87
4. 1039	Tiffany Jackson [123 games]	2003-07
5. 1036	Imani Boyette [126 games]	2012-16
6. 983	Cinietra Henderson [123 games]	1989-93
7. 966	Annette Smith [131 games]	1981-84,85-86
8. 940	Amie Smith [118 games]	1993-97
9. 920	Kathleen Nash [134 games]	2007-11
10. 899	Nneka Enemkpali [95 games]	2011-15

ACTIVE LEADER

750 Kelsey Lang [137 games] 2013-Present

ASSISTS (CAREER)

ASSISTS

1. 776	Kamie Ethridge	1982-86
2. 605	Terri Mackey	1980-83
3. 537	Amy Claborn	1987-91
4. 517	Edwina Brown	1996-00
5. 480	Carla Cortijo	2005-09
6. 454	Celina Rodrigo	2012-16
7. 450	NeKeshia Henderson	1991-95
8. 446	Beverly Williams	1984-88
9. 419	Nina Norman	2002-06
10. 409	Ashleigh Fontenette	2008-12

ACTIVE LEADER

256 Brooke McCarty [104 games] 2014-Present

BLOCKED SHOTS (CAREER)

BLOCKS

1. 372	Ashley Gayle	2008-12
2. 303	Imani Boyette	2012-16
3. 289	Ellen Bayer	1986-90
4. 250	Ashley Lindsey	2005-09
5. 221	Angela Jackson	1994-98
6. 186	Kelsey Lang	2013-Present
7. 181	Tiffany Jackson	2003-07
8. 156	Joy Williams	1979-83
9. 129	Tracy Cook	1998-02
10. 121	Stacy Stephens	2000-04

ACTIVE LEADER

186 Kelsey Lang [137 games] 2013-Present

STEALS (CAREER)

STEALS

1. 346	Linda Waggoner	1976-80
2. 332	Andrea Lloyd	1983-87
3. 313	Tiffany Jackson	2003-07
4. 303	Esoleta Whaley	1980-84
5. 295	Annette Smith	1981-84,85-86
6. 291	Hattie Browning	1978-80
7. 281	Terri Mackey	1980-83
8. 278	Kamie Ethridge	1982-86
9. 257	Edwina Brown	1996-00
257	Beverly Williams	1984-88

ACTIVE LEADER

134 Ariel Atkins [85 games] 2014-Present
131 Brianna Taylor [126 games] 2013-Present

PARTICIPATION (CAREER)

GAMES PLAYED

1. 161	Linda Waggoner	1976-80
2. 151	Retha Swindell	1975-79
3. 144	Joy Williams	1979-83
4. 142	Nell Fortner	1977-81
5. 137	Kelsey Lang	2013-Present
6. 135	Earnesia Williams	2005-10
7. 134	Celina Rodrigo	2012-16
134	Kathleen Nash	2007-11
134	Stacy Stephens	2000-04
10. 133	Brittainy Raven	2006-10
133	Heather Schreiber	2001-05

ACTIVE LEADER

137 Kelsey Lang 2013-Present
126 Brianna Taylor 2013-Present

GAMES STARTED

1. 154	Linda Waggoner [161 games]	1976-80
2. 134	Stacy Stephens [134 games]	2000-04
3. 133	Heather Schreiber [133 games]	2001-05
4. 131	Annette Smith [131 games]	1981-84,85-86
5. 125	Andrea Lloyd [127 games]	1983-87
6. 121	Cinietra Henderson [123 games]	1989-93
7. 117	Earnesia Williams [135 games]	2005-10
8. 114	Amie Smith [118 games]	1993-97
9. 112	Brittainy Raven [133 games]	2006-10
112	Chassidy Fussell [120 games]	2010-14
112	Vicki Hall [117 games]	1988-93

ACTIVE LEADERS

83 Brooke McCarty [104 games] 2014-Present
81 Kelsey Lang [137 games] 2013-Present



"Atkins is always good. When I get my Big 12 ballot at the end of the year, I always put her immediately because she's just such a complete basketball player. She's poised and she always hurts us. She's always steady."

—Oklahoma head coach Sherri Coale



"There is no one on the court who will out-work her. She is really passionate about the game and wants to do well."

—Texas point guard Brooke McCarty

ARIEL ATKINS

**2017 First-Team All-Big 12
National Awards Candidate**

2016-17 Season:

- **12.6 points** per game
- **4.2 rebounds** per game
- **2.0 steals** per game
- **.810 Free-Throw** Percentage

Atkins in the Big 12 Conference Rankings:

- **16th – Points Per Game**
- **1st – Steals Per Game**
- **7th – Free-Throw Percentage**

"By the time she finishes up at Texas, Atkins could mature into the best player that Karen Aston has ever had in Austin."

—Kirk Bohls, Austin American-Statesman





“She’s incredibly impressive. She can handle, she can shoot, she can rebound, she can run and she can fly. She is a 6-3 athlete with tremendous strength. Kind of like a LeBron James on the floor in the women’s game. She’s so multi-talented.”

—Neil Fortner, ESPN analyst

“I have never seen a player of her size at the forward position be able to do the things that she has done. She is very powerful, but kind of unassuming at times. She has this star power that everyone just isn’t blessed to have.”

—Tina Thompson, Texas Assistant Coach
WNBA All-Time Leading Scorer



JOYNER HOLMES

2017 Big 12 Freshman of the Year
2017 First-Team All-Big 12
National Awards Candidate

Seven-Time **Big 12 Conference Freshman** of the Week
espnW **National Player of the Week** (02-13-2017)
USBWA **National Freshman of the Week** (02-14-2017)

- **12 Points** Per Game
- **8.2 Rebounds** Per Game
- **1.1 Blocks** Per Game
- **8 Double-Doubles**
- **22 Games In Double-Figure** Scoring
- **10 Games In Double-Figure** Rebounding

Joyner Holmes Among Big 12 Freshmen:

- **1st – Points** Per Game
- **1st – Rebounds** Per Game
- **1st – Double-Doubles**

“This young lady is the future of the Texas program.”

—Kirk Bohls, Austin American-Statesman



“You find out your strengths, and use them against people. I know that maybe I can out-quick them, and I can shoot the ball from deep. I can extend the floor, not just to get opportunities for me, but for my teammates.”

—Brooke McCarty



“McCarty uses her height

as a bit of fuel. At 5-4, she heard the “too small” comments at times before she got to college, but didn’t let them discourage her. Just the opposite, in fact.”

—Mechelle Voepel, ESPN.com

“I think Brooke is one of the better point guards in the country. She really dictates her team’s pace. She’s a smart player. She makes them go.”

—TCU head coach Raegan Pebley



BROOKE MCCARTY

2017 Big 12 Player of the Year

2017 First-Team All-Big 12

National Awards Candidate

2016-17 Season:

- **14.3 points** per game
- **3.5 rebounds** per game
- **3.5 assists** per game
- **2.1 assist-to-turnover** ratio
- **.433 3-Point FG Percentage**
- **28 games** in double-figure scoring

McCarty in the Big 12 Conference Rankings:

- **9th – Points Per Game**
- **8th – Assists Per Game**
- **1st – 3-Point FG Percentage**
- **4th – Assist-to-Turnover Ratio**

McCarty in UT Career Rankings:

- **1,147 Points** (30th)
- **181 3-Pointers Made** (6th)
- **.404 3-Point FG Percentage** (2nd)

“McCarty is the engine behind Texas’ resurgence. She was named the Big 12 Player of the Year. She doesn’t lead the Big 12 in any individual category. But the award speaks to just how significant her impact is on her team.”

—Jenni Carlson, The Oklahoman

“McCarty to me is the most efficient basketball player in women’s college basketball.”

—Dan Hughes, Fox Sports Analyst
Former Head Coach, San Antonio Stars



NCAA Statistics

Texas - 2016-17 Women's Basketball Ranking Summary thru games 03/19/2017

Statistic	National Rank	Conference Rank	Value	National Leader	Value	Conference Leader	Value
Assist Turnover Ratio (345 ranked)	128	6	0.90	UConn	1.96	Baylor	1.65
Assists (345 ranked)	97	5	457	UConn	781	Baylor	749
Assists Per Game (345 ranked)	137	6	13.8	UConn	23.7	Baylor	22.0
Blocked Shots (344 ranked)	6	3	192	Baylor	275	Baylor	275
Blocked Shots Per Game (345 ranked)	10	2	5.8	Baylor	8.1	Baylor	8.1
Defensive Rebounds per Game (30 ranked)				Baylor	34	Baylor	34
Fewest Fouls (345 ranked)	328	10	653	Chattanooga	308	Texas Tech	463
Fewest Turnovers (345 ranked)	219	9	508	Villanova	304	Iowa St.	383
Field-Goal Percentage (345 ranked)	21	2	45.0	UConn	52.6	Baylor	49.8
Field-Goal Percentage Defense (345 ranked)	28	2	36.4	Baylor	30.9	Baylor	30.9
Free Throw Attempts (345 ranked)	154	8	546	Mississippi Val.	812	Baylor	774
Free Throws Made (345 ranked)	181	8	366	Kent St.	594	Baylor	527
Free-Throw Percentage (345 ranked)	243	9	67.0	South Dakota	80.4	Iowa St.	79.9
Offensive Rebounds per Game (30 ranked)	15	2	16	Troy	20	Baylor	18
Personal Fouls Per Game (345 ranked)	294	8	19.8	Chattanooga	9.6	Kansas St.	14.6
Rebound Margin (345 ranked)	5	2	10.9	Baylor	21.5	Baylor	21.5
Rebounds (345 ranked)	9	2	1,431	Baylor	1,761	Baylor	1,761
Rebounds Per Game (345 ranked)	11	2	43.36	Baylor	51.79	Baylor	51.79
Scoring Defense (345 ranked)	103	2	61.7	Campbell	49.6	Baylor	55.3
Scoring Margin (345 ranked)	24	2	12.6	Baylor	34.2	Baylor	34.2
Scoring Offense (345 ranked)	28	2	74.3	Maryland	90.1	Baylor	89.5
Steals (345 ranked)	159	6	241	Lamar University	425	Oklahoma	294
Steals Per Game (345 ranked)	198	6	7.3	Lamar University	14.2	Kansas	9.5
Three Pt FG Defense (345 ranked)	197	6	31.9	St. John's (NY)	24.5	Baylor	27.3
Three-Point Field Goals Attempted (150 ranked)				Sacramento St.	1,094	Iowa St.	728
Three-Point Field Goals Made (345 ranked)	278	10	133	FGCU	338	Iowa St.	248
Three-Point Field Goals Per Game (345 ranked)	311	10	4.0	Sacramento St.	10.7	Iowa St.	8.0
Three-Point Field-Goal Percentage (345 ranked)	38	5	35.3	Baylor	41.0	Baylor	41.0
Turnover Margin (345 ranked)	132	5	0.97	Lamar University	8.90	Kansas	3.23
Turnovers Forced (345 ranked)	135	4	16.36	Lamar University	24.30	Kansas	18.80
Turnovers Per Game (345 ranked)	161	7	15.4	Villanova	9.5	Iowa St.	12.4
Won-Lost Percentage (345 ranked)	32	2	75.8	UConn	100.0	Baylor	91.2

Statistic	Player	National Rank	Conference Rank	Value	National Leader	Value	Conference Leader	Value
Assist Turnover Ratio (250 ranked)	Brooke McCarty	52	4	2.13	Micah Jones, Western Ky.	3.73	Kristy Wallace, Baylor	2.82
Assists (145 ranked)					Curtyce Knox, Texas A&M	303	Chania Ray, West Virginia	206
Assists Per Game (248 ranked)	Brooke McCarty	213	8	3.5	Curtyce Knox, Texas A&M	9.2	Chania Ray, West Virginia	5.9
Blocked Shots (139 ranked)	Kelsey Lang	21	2	75	Kailyn Williams, Bethune-Cookman	123	Lanay Montgomery, West Virginia	99
Blocked Shots Per Game (235 ranked)	Kelsey Lang Joyner Holmes	31 203	2 14	2.27 1.12	Kailyn Williams, Bethune-Cookman	3.97	Lanay Montgomery, West Virginia	2.83
Defensive Rebounds per Game (30 ranked)					Chantel Osahor, Washington	12	Kaylee Jensen, Oklahoma St.	7
Double Doubles (42 ranked)					Chantel Osahor, Washington	28	Kaylee Jensen, Oklahoma St.	17
Field Goal Attempts (150 ranked)					Precious Hall, James Madison	729	Tynice Martin, West Virginia	571
Field Goals Made (144 ranked)					Kelsey Plum, Washington	357	Tynice Martin, West Virginia	227
Field-Goal Percentage (250 ranked)	Brooke McCarty	120	5	46.3	Brionna Jones, Maryland	69.8	Kalani Brown, Baylor	67.4
Final Points (199 ranked)	Brooke McCarty	177	7	473	Kelsey Plum, Washington	1,042	Tynice Martin, West Virginia	651
Free Throw Attempts (145 ranked)					Larissa Lurken, Kent St.	333	Kaylee Jensen, Oklahoma St.	179
Free Throws Made (149 ranked)					Larissa Lurken, Kent St.	280	Kaylee Jensen, Oklahoma St.	136
Free-Throw Percentage (250 ranked)					Brianti Saunders, Stetson	94.0	Bridget Carleton, Iowa St.	93.9
Minutes Played (148 ranked)	Brooke McCarty	87	4	1112:00	Ty Petty, Middle Tenn.	1261:00	Tynice Martin, West Virginia	1246:00
Minutes Played Per Game (150 ranked)					Jess Genco, Northeastern	38.71	Tynice Martin, West Virginia	35.60
Offensive Rebounds per Game (30 ranked)					Kiandra Bowers, Lamar University	6		
Points Per Game (250 ranked)					Kelsey Plum, Washington	31.6	Kaylee Jensen, Oklahoma St.	18.7
Rebounds (145 ranked)	Joyner Holmes Kelsey Lang	73 122	6 9	271 248	Chantel Osahor, Washington	493	Kaylee Jensen, Oklahoma St.	335
Rebounds Per Game (249 ranked)	Joyner Holmes Kelsey Lang	107 181	6 9	8.2 7.5	Chantel Osahor, Washington	15.4	Kaylee Jensen, Oklahoma St.	10.5
Steals (144 ranked)	Ariel Atkins	112	2	63	Chastadie Barrs, Lamar University	142	Chania Ray, West Virginia	64
Steals Per Game (250 ranked)	Ariel Atkins	117	1	2.03	Chastadie Barrs, Lamar University	4.73	Ariel Atkins, Texas	2.03
Three-Point Field Goals Attempted (148 ranked)					Precious Hall, James Madison	334	Kindred Wesemann, Kansas St.	254
Three-Point Field Goals Made (150 ranked)	Brooke McCarty	64	2	77	Tori Jankoska, Michigan St.	122	Kindred Wesemann, Kansas St.	89
Three-Point Field Goals Per Game (248 ranked)	Brooke McCarty	85	3	2.33	Tori Jankoska, Michigan St.	3.70	Kindred Wesemann, Kansas St.	2.70
Three-Point Field-Goal Percentage (176 ranked)	Brooke McCarty	12	1	43.3	Lexi Bando, Oregon	48.9	Brooke McCarty, Texas	43.3
Triple Doubles (4 ranked)					Sabrina Ionescu, Oregon	4	Alexis Jones, Baylor	1

GAME-BY-GAME LEADERS

DATE	OPPONENT	RESULT	POINTS	#	REBOUNDS	#	ASSISTS	#	STEALS	#	BLOCKS	#
N.14	at Stanford	L, 59-71	McCarty	20	McCarty	5	Three players	2	Atkins	4	Two players	1
N.16	Houston Baptist	W, 98-46	Holmes	22	Two players	9	Higgs	5	Two players	3	Holmes	3
N.20	at Mississippi State	L, 68-79	McCarty	19	Two players	8	McCarty	5	Taylor	3	Underwood	2
N.23	Northwestern State	W, 86-39	Higgs	14	Three players	5	Two players	5	Atkins	4	Four players	1
D.01	South Carolina	L, 67-76	Lang	15	Lang	12	Atkins	4	Taylor	2	Lang	6
D.04	vs. UConn	L, 54-72	McCarty	15	Lang	10	Two players	3	Three players	2	Lang	2
D.11	Tennessee	W, 72-67	Two players	13	Two players	8	Taylor	4	Taylor	3	Lang	6
D.15	UT Rio Grande Valley	W, 85-61	Holmes	16	Holmes	13	McCarty	6	Two players	2	Holmes	3
D.17	UTSA	W, 76-43	Foman	14	Lang	13	Lang	4	Foman	2	K. Caron-Goudreau	4
D.20	New Orleans	W, 80-48	Lang	23	Two players	10	Foman	6	Higgs	5	Lang	2
D. 29	Texas Tech *	W, 67-47	McCarty	16	Lang	13	Two players	2	Atkins	3	Three players	3
J.01	at Iowa State *	W, 75-68	Atkins	25	Lang	12	McCarty	6	Taylor	3	Lang	5
J.04	at Kansas *	W, 66-54	McCarty	15	Holmes	13	McCarty	3	Two players	2	Holmes	3
J.07	TCU *	W, 83-54	Holmes	18	Lang	14	McCarty	5	Atkins	4	Lang	3
J.10	Oklahoma State *	W, 66-35	McCarty	16	Holmes	9	Atkins	3	Six players	1	Holmes	3
J.14	at West Virginia *	W, 73-63	Two players	15	Lang	8	McCarty	3	Atkins	3	Lang	2
J.17	Oklahoma *	W, 86-68	Holmes	20	Taylor	11	Taylor	4	Atkins	3	Holmes	2
J.21	at Texas Tech *	W, 77-57	McCarty	14	Holmes	15	Two players	3	Seven players	1	Holmes	1
J.25	at TCU *	W, 77-69	Atkins	17	Holmes	14	Two players	4	Atkins	3	Lang	5
J.29	West Virginia *	W, 69-54	McCarty	15	Lang	8	McCarty	6	Higgs	3	Lang	2
F.01	at Oklahoma State *	W, 85-71	Atkins	26	Lang	12	McCarty	8	Two players	2	Lang	2
F.04	Kansas State *	W, 63-58	Holmes	21	Two players	9	Taylor	3	Holmes	3	Lang	5
F.06	at Baylor *	W, 85-79	McCarty	22	Holmes	10	McCarty	4	Holmes	2	Lang	3
F.11	Kansas *	W, 75-42	Holmes	15	Holmes	13	Sutton	4	Five players	1	A. Caron-Goudreau	5
F.13	at Florida State	W, 92-88	McCarty	29	Holmes	14	McCarty	8	Atkins	2	Two players	3
F.18	at Oklahoma *	L, 73-74	McCarty	16	Lang	13	Taylor	6	Three players	2	Lang	2
F.20	Baylor *	L, 67-70	McCarty	16	Holmes	12	Two players	3	Atkins	3	Two players	1
F.24	Iowa State *	L, 66-70	McCarty	12	Lang	7	Three players	2	Atkins	4	Four players	1
F.27	at Kansas State *	W, 69-61	Holmes	17	Taylor	11	McCarty	4	Atkins	3	Lang	3
M.4	vs. Oklahoma State	W, 71-60	McCarty	13	Taylor	8	McCarty	4	Atkins	3	Lang	2
M.5	vs. West Virginia	L, 59-62	McCarty	13	Lang	8	Six players	1	Two players	2	Lang	3
M.17	vs. Central Arkansas	W, 78-50	McCarty	15	Holmes	9	Holmes	4	Atkins	2	Four players	2
M.19	vs. NC State	W, 84-80	McCarty	23	Holmes	9	Sutton	3	Three players	1	Lang	6

SPECIALTY SCORING STATISTICS

Points... in the paint, off turnovers, second-chance, fast break, off the bench.

DATE	OPPONENT	PAINT		OFF T/O		2ND CHANCE		FAST BREAK		BENCH	
		UT	OPP	UT	OPP	UT	OPP	UT	OPP	UT	OPP
N.14	at Stanford	26	42	9	23	12	4	0	2	14	12
N.16	Houston Baptist	48	14	36	5	0	0	10	0	31	34
N.20	at Mississippi State	42	34	16	23	19	9	10	4	7	18
N.23	Northwestern State	52	8	27	0	13	0	22	2	38	8
D.01	South Carolina	30	34	7	14	16	14	8	2	20	12
D.04	vs. UConn	28	26	7	35	11	14	4	4	12	10
D.11	Tennessee	42	24	13	14	20	9	8	4	39	8
D.15	UTRGV	54	10	22	16	9	9	16	3	34	9
D.17	UTSA	38	12	15	5	18	12	10	0	30	28
D.20	New Orleans	48	20	23	9	6	5	12	4	22	23
D. 29	Texas Tech *	42	8	22	6	16	3	18	3	14	3
J.01	at Iowa State *	40	26	16	17	10	5	6	2	15	3
J.04	at Kansas *	32	24	10	18	18	12	10	8	14	9
J.07	TCU *	38	22	22	6	21	6	12	7	27	29
J.10	Oklahoma State *	22	14	18	4	9	13	2	0	31	10
J.14	at West Virginia *	48	24	30	10	16	9	16	6	18	3
J.17	Oklahoma *	34	22	12	13	17	13	12	2	20	40
J.21	at Texas Tech *	40	16	15	6	17	10	4	0	23	18
J.25	at TCU *	42	24	11	11	18	11	14	2	19	27
J.29	West Virginia *	28	22	22	10	9	11	10	2	22	12
F.01	at Oklahoma State *	42	26	11	14	16	2	10	2	8	6
F.04	Kansas State *	36	28	19	14	11	4	6	0	10	6
F.06	at Baylor *	42	38	13	12	12	8	10	0	22	7
F.11	Kansas *	46	8	12	11	26	3	12	2	30	5
F.13	at Florida State	46	36	19	17	20	25	13	5	19	25
F.18	at Oklahoma *	22	38	18	20	22	11	2	4	20	23
F.20	Baylor *	20	36	19	9	10	22	5	8	23	18
F.24	Iowa State *	36	28	12	15	20	9	4	4	18	12
F.27	at Kansas State *	34	26	16	11	7	6	16	5	19	33
M.4	vs. Oklahoma State	48	18	17	14	9	9	12	0	32	18
M.5	vs. West Virginia	26	12	9	8	13	11	6	5	13	0
M.17	vs. Central Arkansas	40	18	11	18	18	9	4	0	30	14
M.19	vs. NC State	40	28	15	14	20	6	6	8	29	5
		PAINT		OFF T/O		2ND CHANCE		FAST BREAK		BENCH	
OVERALL		1252	766	544	422	479	294	310	100	723	498
BIG 12 GAMES		644	430	298	207	275	158	169	57	353	264
NON-CONF. GAMES		454	260	194	161	144	101	113	30	266	197
POSTSEASON GAMES		154	76	52	54	60	35	28	13	104	37

STARTING LINEUPS

DATE	OPPONENT	RESULT	1	2	3	4	5
N.14	at Stanford	L, 59-71	McCarty	Foman	Atkins	Taylor	Lang
N.16	Houston Baptist	W, 98-46	McCarty	Atkins	Holmes	Taylor	Caron-Goudreau, A.
N.20	at Mississippi State	L, 68-79	McCarty	Atkins	Holmes	Taylor	Caron-Goudreau, A.
N.23	Northwestern State	W, 86-39	McCarty	Atkins	Holmes	Taylor	Lang
D.01	South Carolina	L, 67-76	McCarty	Atkins	Holmes	Taylor	Lang
D.04	vs. UConn	L, 54-72	McCarty	Atkins	Holmes	Taylor	Lang
D.11	Tennessee	W, 72-67	McCarty	Sutton	Taylor	Caron-Goudreau, A.	Lang
D.15	UT Rio Grande Valley	W, 85-61	McCarty	Higgs	Holmes	Taylor	Lang
D.17	UTSA	W, 76-43	McCarty	Atkins	Holmes	Taylor	Lang
D.20	New Orleans	W, 80-48	McCarty	Atkins	Holmes	Taylor	Lang
D.29	Texas Tech *	W, 67-47	McCarty	Atkins	Holmes	Taylor	Lang
J.01	at Iowa State *	W, 75-68	McCarty	Atkins	Holmes	Taylor	Lang
J.04	at Kansas *	W, 66-54	McCarty	Atkins	Holmes	Taylor	Lang
J.07	at TCU *	W, 83-54	McCarty	Atkins	Holmes	Taylor	Lang
J.10	Oklahoma State *	W, 66-35	McCarty	Atkins	Holmes	Taylor	Lang
J.14	at West Virginia *	W, 73-63	McCarty	Atkins	Holmes	Taylor	Lang
J.17	Oklahoma *	W, 86-68	McCarty	Atkins	Holmes	Taylor	Lang
J.21	at Texas Tech *	W, 77-57	McCarty	Atkins	Holmes	Taylor	Lang
J.25	at TCU *	W, 77-69	McCarty	Atkins	Holmes	Taylor	Lang
J.29	West Virginia *	W, 69-54	McCarty	Atkins	Holmes	Taylor	Lang
F.01	at Oklahoma State *	W, 85-71	McCarty	Atkins	Holmes	Taylor	Lang
F.04	Kansas State *	W, 63-58	McCarty	Atkins	Holmes	Taylor	Lang
F.06	at Baylor *	W, 85-79	McCarty	Atkins	Holmes	Taylor	Lang
F.11	Kansas *	W, 75-42	McCarty	Atkins	Holmes	Taylor	Lang
F.13	at Florida State	W, 92-88 2OT	McCarty	Atkins	Holmes	Taylor	Lang
F.18	at Oklahoma *	L, 73-74	McCarty	Atkins	Holmes	Taylor	Lang
F.20	Baylor *	L, 67-70	McCarty	Atkins	Holmes	Taylor	Lang
F.24	Iowa State *	L, 66-70	McCarty	Atkins	Holmes	Taylor	Lang
F.27	at Kansas State *	W, 69-61	McCarty	Higgs	Atkins	Holmes	Lang
M.04	vs. Oklahoma State	W, 71-60	McCarty	Atkins	Holmes	Taylor	Lang
M.05	vs. West Virginia	L, 59-62	McCarty	Atkins	Holmes	Taylor	Lang
M.17	Central Arkansas	W, 78-50	McCarty	Atkins	Holmes	Taylor	Lang
M.19	N.C. State	W, 84-80	McCarty	Atkins	Holmes	Taylor	Lang

STARTING LINEUP W/L

GAMES	RECORD	STARTING LINEUP					
1	0-1	McCarty	Foman	Atkins	Taylor	Lang	
2-3	1-1	McCarty	Atkins	Holmes	Taylor	Caron-Goudreau, A.	
4-6, 9-28, 30-33	21-6	McCarty	Atkins	Holmes	Taylor	Lang	
7	1-0	McCarty	Sutton	Taylor	Caron-Goudreau, A.	Lang	
8	1-0	McCarty	Higgs	Holmes	Taylor	Lang	
29	1-0	McCarty	Higgs	Atkins	Holmes	Lang	



TEXAS BASKETBALL

GAME RECAPS

GAME RECAPS

GAME 1	1ST	2ND	3RD	4TH	FINAL
Texas	18	11	21	9	59
Stanford	17	18	23	13	71

November 14, 2016 | Palo Alto, Calif.

Texas (0-1)

#	PLAYER	FG	A	3fg	A	FT	A	OR	DR	TR	PF	TP	A	TO	B	S	M	
40	Lang	C	3	8	0	0	1	1	2	3	4	6	1	2	0	1	23	
11	McCarty	G	8	20	2	5	2	5	2	3	5	0	20	2	1	0	2	38
20	Taylor	G	2	3	1	2	0	0	1	2	3	5	2	1	0	0	20	
22	Foman	G	0	4	0	2	0	0	1	1	2	3	0	0	2	0	1	20
23	Atkins	G	5	13	1	4	3	6	1	2	3	5	14	2	3	0	4	31
1	Sutton		0	1	0	0	0	0	0	0	0	0	0	0	0	0	7	7
5	Hosey		0	2	0	0	0	0	2	1	3	0	0	0	2	0	0	5
10	Higgs		3	7	1	1	0	0	0	3	3	1	7	1	3	0	0	17
12	Underwood		1	3	0	0	0	0	3	0	3	0	2	0	0	0	0	5
24	Holmes		1	4	0	0	1	2	1	2	3	4	3	1	0	1	1	17
31	Caron-Goudreau, A.		1	3	0	1	0	0	3	0	3	2	2	0	2	1	0	17
TEAM										5	2	7			1			
Totals		24	68	5	15	6	14	20	18	38	22	59	9	17	2	9	200	

Stanford (2-0)

#	PLAYER	F	G	A	3fg	A	FT	A	OR	DR	TR	PF	TP	A	TO	B	S	M
5	Johnson	F	1	2	0	0	3	4	2	6	8	3	5	3	6	0	1	26
24	McCall	F	8	18	1	4	0	0	2	3	5	2	17	2	2	6	1	39
10	Roberson	G	3	4	1	0	1	0	1	0	0	0	3	6	2	2	0	25
12	McPhee	G	11	15	2	2	4	5	0	7	7	2	28	2	3	1	1	39
13	Snizek	G	1	2	0	0	1	2	0	2	2	1	3	5	5	0	1	25
4	Fingall		0	1	0	0	0	0	0	1	1	3	0	1	1	0	0	4
11	Smith		2	2	0	0	1	4	0	1	1	2	5	2	0	0	0	9
44	Samuelson		2	7	1	4	2	2	0	4	4	2	7	1	1	0	1	33
TEAM									3	1	4							
Totals		28	51	4	11	11	18	7	25	32	18	71	18	20	7	7	200	

Officials: Lisa Jones, Michol Murray, Tiffany Bird

Technical fouls: Texas - None; Stanford - None

Attendance: 2,447

PALO ALTO, Calif. -- Stanford junior guard Brittany McPhee posted a career-high 28 points to lead all-scorers en route to No. 11/10 Stanford's win over No. 8/6 Texas inside Maples Pavilion on Monday night, 71-59.

Tonight marked Texas head coach Karen Aston's 300th career game as a head coach. Aston holds an all-time record of 190-110 (.635) in her 10th season at the helm of a collegiate program.

The Cardinal leads the all-time series over the Longhorns, 7-4, and picks up its first against Texas since the 2013-2014 season.

"They were the better team. We haven't executed things in practice the way we need to," said Aston. "We went through a stretch where we fouled too much, and we went through a stretch where we weren't helping each other defensively. We will get home and get to work because that's all we can do."

Junior guard Brooke McCarty led the Horns across the board, registering a team-high 20 points and five rebounds on the night. Junior guard Ariel Atkins joined her in the double-figures with 14 points, including a 3-of-6 effort from downtown, and a game-high four steals.

As a team, Texas shot 35.3 percent (24-of-68) from the field to Stanford's 54.9 shooting percentage (28-of-51). The Horns outrebounded the Cardinal, 38-32, and registered nine steals in the contest.

Stanford's McPhee capped off her record night with seven rebounds and two assists.

Texas held the early 9-8 edge headed into the first media timeout, but Stanford answered with a 9-4 rally to lead by four (17-13) with 48 seconds remaining in the quarter. The Horns wasted no time on offense with a quick three-pointer from sophomore guard Higgs, and a buzzer-beating tip-in from Atkins closed the first in favor of Texas, 18-17.

The Longhorns held onto their lead until the 5:23 mark of the game when a Cardinal tying tied the match at 24. Stanford gained momentum behind an 11-3 run to lead at the half, 35-29.

Atkins and McCarty found the sweet spot behind the arc to open the second half, cutting the margin to five (40-35 Stanford) at 8:20 mark of the third. The Cardinal extended their lead to double-digits (52-42), but another trey from McCarty and a layup from freshman guard/forward Joyner Holmes got the Horns within five once again. Stanford continued to find its strength in the paint and held the lead heading into the final stretch, 58-50.

An 8-0 Cardinal run was cut short by a three-point play from McCarty, but Stanford continued to convert in the paint. The Cardinal would outscore the Longhorns, 13-9, in the fourth to close the game with the 71-59 win.

Texas will host its first regular season game against the Houston Baptist Huskies inside the Erwin Center on Wednesday, Nov. 16. Tip is slated for 11 a.m. and the game will be carried live on Longhorn Network.

GAME 2	1ST	2ND	3RD	4TH	FINAL
HBU	17	4	10	15	46
Texas	28	18	24	17	98

November 16, 2016 | Austin, Texas

Houston Baptist (0-2)

##	PLAYER	FG	A	3fg	A	FT	A	OR	DR	TR	PF	TP	A	TO	B	S	M
55	Collins	F	0	3	0	1	0	0	1	2	3	2	0	0	0	0	17
45	Kirienko	C	1	0	0	0	0	0	0	0	0	4	2	0	3	0	0
3	Byrd	G	0	2	0	1	2	0	0	0	2	1	3	3	0	0	20
10	Johnson	G	0	4	0	2	2	2	0	2	2	2	2	1	3	0	1
12	Taylor	G	3	7	1	2	0	0	0	3	3	0	7	5	6	0	0
11	Daub		1	3	1	2	0	0	0	2	2	0	0	2	0	3	0
13	Jones		0	0	0	0	0	0	0	0	0	0	0	1	0	0	2
14	Johnson		3	14	3	8	1	2	2	0	2	3	10	0	2	1	0
20	Hodges		0	2	0	0	0	0	0	0	0	2	0	2	1	0	0
22	Carr		3	6	0	1	2	2	0	1	1	2	8	0	0	0	0
23	Calver		3	8	1	2	4	6	0	1	1	5	11	0	1	1	0
24	Kollmorgen		1	2	0	1	0	0	0	3	3	2	2	0	0	1	0
33	Moore		0	0	0	0	0	0	0	1	1	0	0	0	1	0	0
TEAM									4	4	8				1		
Totals		15	52	6	20	10	14	7	19	26	24	46	11	25	3	1	200

Texas (1-1)

#	PLAYER	FG	A	3fg	A	FT	A	OR	DR	TR	PF	TP	A	TO	B	S	M	
24	Holmes	F	8	17	1	2	5	8	5	4	9	2	22	1	0	3	0	22
31	Caron-Goudreau, A.	F	2	7	0	1	4	4	4	5	9	0	8	2	0	1	1	20
11	McCarty	G	6	8	4	5	0	0	0	2	2	2	16	4	1	0	1	20
20	Taylor	G	4	5	0	1	2	6	2	1	3	2	10	3	0	0	3	18
23	Atkins	G	4	6	1	1	2	2	3	1	4	1	11	1	1	0	3	16
1	Sutton		1	4	1	1	0	0	0	1	1	0	3	0	2	0	0	11
5	Hosey		3	6	0	1	2	2	3	4	7	1	8	0	3	0	2	18
10	Higgs		1	5	0	0	0	0	0	4	4	1	2	5	2	0	1	18
12	Underwood		3	4	0	0	5	7	3	2	5	1	11	0	0	2	0	20
14	Aberowra		0	3	0	0	0	0	1	2	3	0	0	1	0	1	0	6
22	Foman		2	6	1	2	0	0	0	3	3	2	5	0	2	1	0	17
40	Lang		1	5	0	0	0	0	2	2	4	3	2	1	0	2	0	14
TEAM									1	0	1							
Totals		35	76	8	14	20	29	24	31	55	15	98	18	11	10	11	200	

Officials: Brenda Pantoja, Metta Roberts, Kevin Pethel

Technical fouls: Houston Baptist - None; Texas - None

Attendance: 6,378

AUSTIN, Texas -- Freshman Joyner Holmes was one rebound shy of her first career double-double and led all scorers with 22 points and nine rebounds as the No. 8/10 Texas Women's Basketball toppled Houston Baptist, 98-46, in front of 6,378 fans inside the Frank Erwin Center on Wednesday.

With the win, the Longhorns move to 39-4 (.907) all-time in home openers and hold an unblemished 5-0 record under Texas head coach Karen Aston.

This was the first meeting between Texas and Houston Baptist in program history. The Horns lead the all-time series over Southland Conference foes, 36-9.

"I thought our team came out with a lot of energy," said Aston. "It was a difficult game for us to play this morning, honestly, because of the road trip and how late we got back. I was anxious to see how we would bounce back from a loss. I was pleased with the face that we were focused and ready to play today."

Holmes's 22-point game came behind an 8-of-17 shooting effort (.471) from the floor. She also added three blocks and one assist. Junior Brooke McCarty followed suit with 16 points, including a 4-of-5 effort from downtown, and four assists.

Junior Ariel Atkins posted 11 points with three steals, while rookies Jada Underwood and Alecia Sutton rounded out the double-digit scorers with 11 and 10 points, respectively.

Senior Kelsey Lang put up two points and two blocks for the game, moving her onto the Texas all-time top-10 list for career blocks with 112.

As a team, Texas shot 46.1 percent (35-of-76) from the floor while holding Houston Baptist to a 28.8 shooting percentage (15-of-52). The Horns dominated every category across the board, including double-figures in assists (18), blocks (10), and steals (11).

Houston Baptist was led by freshman Lauren Calver with 11 points.

Texas jumped out on a 19-3 run to open the game, but the Huskies found their strength from the three-point range, draining four treys in the first quarter, to try and chip away at the Longhorns lead. Early foul trouble proved problematic for HBU, and Texas went on to end the quarter, 28-17.

The Horns held HBU to only four points in the second stanza and used their quick hands to convert 11 points off turnovers. The 29-4 margin quickly widened the Texas lead heading into the locker rooms, 57-21.

The third quarter played to Texas's post advantage, and the Longhorns went on to claim 14 points inside the paint. Holmes put an exclamation point on the quarter with a buzzer-beating jumper to end the stanza, 81-31.

Texas took its largest lead of the night, a 56-point spread, after a three-pointer from Sutton with 6:55 remaining on the game clock. In the end, the Longhorns finished just two shy of the century mark with the 98-46 victory.

Up next on the slate, Texas will travel to Starkville, Miss. to take on No. 10/9 Mississippi State on Sunday, Nov. 20. Tip-off is set for 5 p.m. and the game will be carried on the SEC Network.

GAME 3	1ST	2ND	3RD	4TH	FINAL
Texas	16	9	20	23	68
Miss. State	16	26	17	20	79

November 20, 2016 | Starkville, Miss.

Texas (1-2)

#	PLAYER	FG	A	3fg	A	FT	A	OR	DR	TR	PF	TP	A	TO	B	S	M	
24	Holmes	F	4	14	0	1	1	2	3	5	8	5	9	3	4	0	1	31
31	Caron-Goudreau, A.	F	1	3	1	1	0	0	4	0	4	4	3	0	3	1	0	19
11	McCarty	G	8	15	1	5	2	2	0	2	2	4	19	4	5	0	0	39
20	Taylor	G	5	6	0	0	2	4	4	4	8	2	12	2	4	0	3	31
23	Atkins	G	7	14	0	4	4	4	2	2	4	3	18	2	1	0	1	28
1	Sutton	0	0	0	0	0	0	0	0	0	0	0	0	0	0	0	0	2
5	Hosey	0	0	0	0	0	0	0	0	0	0	0	0	0	1	1	0	8
10	Higgs	0	0	0	0	1	2	0	0	0	0	3	1	0	3	0	0	8
12	Underwood	0	2	0	1	0	0	0	0	0	0	3	0	0	2	0	0	5
22	Foman	0	0	0	0	0	0	0	0	0	0	3	0	0	2	0	0	6
40	Lang	2	2	0	0	2	2	3	5	8	2	6	2	1	0	1	0	20
TEAM		1 1 2																
Totals		27	56	2	12	12	16	17	19	36	28	68	13	24	4	6	200	

Mississippi State (4-0)

GAME RECAPS

GAME 4	1ST	2ND	3RD	4TH	FINAL
Northwestern St.	9	5	10	15	39
Texas	21	26	24	15	86

November 23, 2016 | Austin, Texas

Northwestern State (3-1)

#	PLAYER	FG	A	3fg	A	FT	A	OR	DR	TR	PF	TP	A	TO	B	S	M	
44	Youngblood	F	1	2	0	0	0	0	1	1	4	2	0	2	1	1	21	
32	Brown	C	0	3	0	0	0	0	0	0	2	0	0	2	0	0	23	
5	Thomas	G	0	9	0	4	1	2	0	1	1	1	1	3	2	0	24	
12	Abbound	G	4	7	3	4	2	2	1	1	2	1	13	1	4	1	0	29
30	Attura	G	5	14	4	13	1	1	0	5	5	1	15	2	3	0	0	34
1	Bell		0	4	0	3	0	0	0	0	3	0	1	3	0	1	15	
13	Miller		0	0	0	0	1	2	1	1	2	2	1	0	3	0	0	9
21	Scott		1	2	0	1	0	0	0	0	0	0	2	0	0	0	0	17
22	Gilliam		2	4	0	1	1	1	0	3	3	0	5	0	3	0	1	22
23	Jackson		0	1	0	0	0	0	0	0	0	0	0	0	0	0	0	6
TEAM								4	2	6				1				
Totals		13	46	7	26	6	8	6	14	20	14	39	7	23	2	3	200	

Texas (2-2)

#	PLAYER	F	A	3fg	A	FT	A	OR	DR	TR	PF	TP	A	TO	B	S	M		
24	Holmes	F	5	7	0	0	2	2	1	3	4	1	12	2	3	0	0	19	
40	Lang	C	5	7	0	0	2	3	1	2	3	0	12	2	0	1	21	21	
11	McCarty	G	3	6	2	5	2	0	3	3	0	10	5	1	0	1	22	15	
20	Taylor	G	1	4	1	3	0	0	3	2	5	2	3	1	1	0	0	15	
23	Atkins	G	5	7	0	1	1	1	1	4	5	2	11	3	0	0	4	17	17
1	Sutton		2	5	0	2	0	2	0	3	3	0	4	2	0	0	0	14	9
5	Hosey		2	3	0	0	0	0	2	2	2	4	0	0	0	0	0	9	9
10	Higgs		6	8	0	0	2	2	2	3	5	0	14	5	0	0	1	21	21
12	Underwood		4	5	2	2	0	0	1	0	1	0	10	1	1	0	1	16	16
14	Aborowa		2	3	0	0	0	0	1	1	2	1	4	1	0	1	0	13	13
22	Foman		1	4	0	1	0	0	0	1	1	0	2	0	2	0	1	12	12
30	Caron-Goudreau, K.		0	1	0	0	0	0	1	0	1	3	0	0	1	1	1	6	6
31	Caron-Goudreau, A.		0	3	0	1	0	0	0	0	0	2	0	0	0	1	0	15	15
TEAM								3	1	4									
Totals		36	63	5	15	9	12	14	25	39	13	86	22	9	4	9	200		

Officials: Melissa Barlow, Michael Price, Bill Larance
Technical fouls: Northwestern State - None; Texas - None
Attendance: 2,756

AUSTIN, Texas – Six Longhorns posted in double figures as No. 14/14 Texas Women's Basketball (2-2) downed Northwestern State (3-1) inside the Drum on Thanksgiving Eve, 86-39.

With the win, the Longhorns boast a perfect 5-0 record over the Lady Demons all-time. Texas holds a 47-9 (.839) record against members in the current alignment of the Southland Conference.

"I thought we played well," said Texas head coach Karen Aston. "I thought we worked on some areas that we were deficient in against Mississippi State. We got a chance to play everybody and play a lot of young guys some minutes where we can have some teaching moments with them and continue to work on them."

Sophomore Lashann Higgs led the way for the Horns with 14 points, five rebounds, and five assists. Freshman Joyner Holmes and senior Kelsey Lang both notched 12 points while junior Ariel Atkins posted 11 points and a team-high four steals.

Junior Brooke McCarty and freshman Jada Underwood rounded out the double-digits with 10 points and two treys apiece.

As a team, Texas shot 57.1 percent from the floor (36-of-63) while holding Northwestern State to a 28.3 shooting percentage (13-of-46). The Longhorns gobbled up the stats across the board, outrebounding the Lady Demons 39-20 and swiping nine steals to Northwestern State's three.

NSU was led by senior Beatrice Attura with 15 points and five boards on the night.

Texas shot into action with an Atkins jumper and Taylor triple and headed into the media timeout with the 11-6 lead. From there, the Horns went on an 11-3 rally to end the first, 21-9.

After pushing out on an unanswered 22-point run, the Horns held the Lady Demons to only five points in the second stanza. A total of 10 Texas layups were complimented by three-pointers from McCarty and Underwood to send the Longhorns into the locker room with the 47-14 advantage.

A 24-10 margin lengthened the Texas lead in the third quarter. The Longhorns utilized their strength in the paint, handing Higgs back-to-back layups in the heart of the stanza and closing the quarter, 71-24.

All 15 points in the closing quarter came off the Texas bench, including a triple from Underwood and a block from sophomore Olanide Aborowa. The Lady Demons answered with an equal 15 points, but Texas clenched the game, 86-39.

Next, Texas will host No. 3/3 South Carolina in the SEC-Big 12 Challenge on Thursday, Dec. 1 inside the Erwin Center. Tip is slated for 6 p.m. and the game will be televised on ESPN2.

GAME 5	1ST	2ND	3RD	4TH	FINAL
South Carolina	14	19	22	21	76
Texas	16	14	19	18	67

December 1, 2016 | Austin, Texas

South Carolina (6-0)

#	PLAYER	F	A	3fg	A	FT	A	OR	DR	TR	PF	TP	A	TO	B	S	M	
22	Wilson	F	12	18	0	0	7	11	5	7	12	3	31	0	4	4	3	38
41	Coates	C	0	2	0	0	6	8	3	4	7	4	6	0	0	2	0	22
1	Cuevas-Moore	G	2	9	0	1	3	4	0	0	0	1	7	2	1	0	2	19
3	Davis	G	3	6	2	4	4	4	0	3	3	2	12	1	5	0	2	34
10	Gray	G	2	7	0	1	4	4	0	4	4	4	8	0	3	0	0	35
4	Cliney	0	0	0	0	0	0	0	0	0	0	2	0	0	0	0	0	4
21	Herbert Harrigan	1	4	0	0	0	1	1	3	4	1	2	2	0	0	0	0	18
52	Harris	2	6	0	4	6	8	0	1	1	1	1	10	0	0	0	3	30
TEAM		2 4 6																
Totals		22	52	2	10	30	40	11	26	37	18	76	5	13	6	10	200	

Texas (2-3)

#	PLAYER	FG	A	3fg	A	FT	A	OR	DR	TR	PF	TP	A	TO	B	S	M
24	Holmes	F	5	11	0	1	1	4	2	2	4	4	11	1	3	0	25
40	Lang	C	7	10	0	0	1	2	5	7	12	4	15	1	4	6	27
11	McCarty	G	3	9	1	4	0	0	1	1	2	3	7	3	2	0	1
20	Taylor	G	0	6	0	1	0	0	2	3	5	2	0	1	2	0	2
23	Atkins	G	5	14	2	4	2	2	0	1	1	4	14	4	1	1	33
1	Sutton		1	1	0	0	0	0	0	0	0	1	2	1	1	0	1
5	Hosey		3	5	0	1	0	0	0	0	0	0	6	0	1	0	10
10	Higgs		2	7	0	0	3	4	2	1	3	3	7	1	0	0	1
14	Aborowa		0	0	0	0	0	0	0	0	0	1	0	0	1	0	2
22	Foman		0	1	0	0	0	0	2	1	3	2	0	0	0	0	5
31	Caron-Goudreau, A.		2	4	1	2	0	2	2	3	5	5	5	1	2	2	0
TEAM								3	2	5							
Totals		28	68	4	13	7	14	19	21	40	29	67	13	17	9	5	200

Officials: Lisa Mattingly, Scott Yarbrough, Felicia Grinter
Technical fouls: South Carolina - None; Texas - None
Attendance: 3,330

AUSTIN, Texas – Senior Kelsey Lang had a record evening, posting her second career double-double, as No. 14/15 Texas Women's Basketball (2-3) fell to No. 3/3 South Carolina 76-67, the inside the Erwin Center on Thursday night.

Texas leads the all-times series over South Carolina, 2-1.

"I was really, really proud of our team and how they attacked the game plan," said Texas head coach Karen Aston. "Then you look at the stat sheet, and we did some things that we set out to do. We just didn't manage the foul game at all. I'm really encouraged by Kelsey because that's what we need from Kelsey Lang. She stepped up to the plate tonight, and if she continues to work like she has in practice and perform like she did tonight then I'm very encouraged about our future."

Lang's double-double came behind a season-high 15 points, including a 7-10 shooting effort from the floor, and 12 rebounds. The senior also registered a career-high six blocks.

Junior Ariel Atkins registered 14 points and a game-high four assists, and freshman Joyner Holmes put up 11 points and brought down four boards on the night.

As a team, Texas shot 41.2 percent (28-68) from the floor while South Carolina notched a 42.3 shooting percentage (22-52). The Longhorns outrebounded the Gamecocks, 40-37, and posted nine blocks to South Carolina's six.

South Carolina's junior A'ja Wilson paved the way for the Gamecocks with 31 points and 12 rebounds.

Texas maintained a slim advantage until the 1:23 mark of the first when a Gamecock layup squared things at 14. After junior Audrey-Ann Caron-Goudreau blocked one in the paint, sophomore Lashann Higgs managed to fire off a jumper to beat the clock, ending the first, 16-14 Longhorns.

South Carolina was able to capitalize off Texas foul trouble in the second stanza, converting nine points from the charity stripe. After tying things at the 8:34 mark, the Gamecocks pushed ahead to lead by as many as six points, but a junior Brooke McCarty three-pointer made it a one-possession game at the half in the Gamecocks favor, 33-30.

Texas continued to stay on pace with South Carolina in the third, and back-to-back baskets from Higgs tied it at 47 and got the crowd on its feet. Texas took the lead back at the 3:47 mark courtesy of a freshman Joyner Holmes layup, but the Gamecocks close on an 11-3 stretch to head into the final quarter with the 55-49 advantage.

A basket from Lang at the 7:33 mark of the fourth made it a one-possession game (60-57 South Carolina) headed into the final stretch, but the Gamecocks never let the Longhorns closer than that. South Carolina outscored Texas, 21-18, in the closing quarter to seal the game, 76-67.

Up next on the slate, Texas will continue its challenging nonconference schedule as it travels to Uncasville, Conn. to take on the No. 2/2 UConn Huskies. Tip inside the Mohegan Sun Arena is set for 3 p.m. CT, and the game will be broadcasted on ESPN.

GAME 6	1ST	2ND	3RD	4TH	FINAL
Texas	17	13	19	5	54
UConn	15	24	18	15	72

December 4, 2016 | Uncasville, Conn.

Texas (2-4)

#	PLAYER	F	A	3fg	A	FT	A	OR	DR	TR	PF	TP	A	TO	B	S	M	
24	Holmes	F	3	10	0	1	0	0	1	1	2	2	6	3	6	0	2	32
40	Lang	C	6	9	0	0	0	0	5	5	10	3	12	1	7	2	0	36
11	McCarty	G	5	12	3	7	2	3	0	3	3	1	15	3	0	0	0	38
20	Taylor	G	2	4	1	1	0	0	1	2	3	4	5	0	2	0	2	28
23	Atkins	G	1	4	0	0	2	2	0	2	2	1	4	0	2	0	2	6
1	Sutton		1	3	1	3	0	0	0	0	0	1	3	0	2	0	1	15
5	Hosey		0	0	0	0	0	0	0	0	0	2	0	0	0	0	0	4
10	Higgs		4	6	0	0	1	2	0	1	1	3	9	0	3	0	0	20
22	Foman		0	0	0	0	0	0	0	0	0	0	0	1	0	0	0	3
30	Caron-Goudreau, K.		0	1	0	1	0	0	0	0	0	0	0	0	2	0	0	8
31	Caron-Goudreau, A.		0	2	0	1	0	0	2	1	3	2	0	1	0	0	0	10
TEAM								4	3	7				1				
Totals		22	51	5	14	5	7	13	18	31	19	54	8	26	2	7	200	

UConn (7-0)

#	PLAYER	F	A	3fg	A	FT	A	OR	DR	TR	PF	TP	A	TO	B	S	M		
15	Williams	F	5	11	0	0	1	2	1	2	3	3	11	6	3	0	4	39	
24	Collier	F	10	15	2	3	2	4	2	6	8	0	24	2	1	2	5	39	
33	Samuelson	F	5	9	1	3	1	2	1	3	2	12	5	3	0	0	25	38	
11	Nurse	G	3	7	3	6	6	0	0	4	2	15	5	3	0	0	35	28	
12	Chong	G	0	1	0	0	0	0	0	0	0	0	0	0	0	0	11	1	
5	Dangerfield		2	4	2	3	0	0	1	0	1	2	6	1	1	0	0	19	1
10	Bent		0	0	0	0	0	0	0	0	0	0	0	0	0	0	1	1	1
20	Lawlor		0	1	0	1	0	0	0	0	0	0	0	0	0	0	0	1	1
25	Irwin		0	0	0	0	0	0	0	0	0	0	0	0	0	0	0	1	1
51	Butler		1	5	0	0	2	2	3	1	4	3	4	3	0	2	0	26	1
	TEAM								0	1	1			1					
	Totals		26	53	8	16	12	16	9	15	24	12	72	20	12	4	9	200	1

GAME RECAPS

GAME 7	1ST	2ND	3RD	4TH	FINAL
Tennessee	12	20	14	21	67
Texas	22	15	11	24	72

December 11, 2016 | Austin, Texas

Tennessee (4-4)

#	PLAYER	FG	A	3fg	A	FT	A	OR	DR	TR	PF	TP	A	TO	B	S	M
31	Nared	F	10	20	2	6	0	0	4	1	5	5	22	0	2	2	38
21	Russell	C	3	7	0	0	2	4	1	3	4	3	8	1	4	2	0
0	Reynolds	G	1	9	0	1	0	0	1	6	7	2	2	5	0	1	0
10	Jackson	G	3	6	2	5	0	0	3	2	5	5	8	0	0	0	0
11	DeShields	G	8	20	1	4	2	3	0	4	4	3	19	1	3	1	0
4	Nunn		1	1	0	0	0	0	1	0	1	1	2	0	1	1	0
33	Middleton		2	4	1	3	1	2	1	1	2	0	6	2	1	0	0
TEAM																	
Totals		28	67	6	19	5	9	15	17	32	19	67	9	12	7	2	200

Texas (3-4)

#	PLAYER	F	A	3fg	A	FT	A	OR	DR	TR	PF	TP	A	TO	B	S	M
31	Caron-Goudreau, A.	F	1	1	0	0	0	0	1	0	1	2	2	0	1	0	0
40	Lang	C	5	9	0	0	2	2	3	5	8	1	12	2	0	6	1
1	Sutton	G	1	6	0	2	0	0	0	1	1	1	2	1	0	0	0
11	McCarthy	G	4	10	2	4	3	4	0	4	4	2	13	4	1	0	0
20	Taylor	G	2	9	0	0	0	0	2	3	5	3	4	1	3	0	0
5	Hosey	I	2	0	0	0	0	0	1	0	1	0	2	0	0	1	0
10	Higgs		5	10	1	1	1	2	2	2	4	0	12	1	3	0	1
12	Underwood		5	7	0	0	3	4	2	2	4	2	13	0	1	0	0
24	Holmes		4	8	0	1	4	5	1	7	8	3	12	2	4	0	0
	TEAM								4	0	4						
	Totals	28	62	3	8	13	17	16	24	40	14	72	11	13	7	5	200

Officials: Lisa Mattingly, Dee Kantner, Laura Morris

Technical fouls: Tennessee - None; Texas - None

Attendance: 4,386

AUSTIN, Texas – Five Longhorns scored in the double-figures as No. 17/17 Texas Women's Basketball (3-4) held Tennessee (4-4) inside the Erwin Center on Sunday afternoon, 72-67.

Although Tennessee has the 23-15 edge over Texas in series history, this is the third consecutive meeting the Longhorns have won over the Lady Vols. Texas possesses a 144-72 (.667) record all-time against members of the Southeastern Conference.

"I think that this win is, first of all, much needed for our team," said Texas head coach Karen Aston. "This was just a little bit of a preview of what our games might be like for a while, and that's not a bad thing. It was a good learning experience for our young players."

Junior Brooke McCarthy posted 13 points, including two treys, along with four blocks and assists on the match. Freshman Jada Underwood joined her with 13 points of her own, good for her new career high.

Senior Kelsey Lang notched another impressive performance, just two shy of her third-straight double-double with 12 points and eight rebounds. Lang also tied her career-high with six blocks while adding two assists and one steal for the game in a career-high 40 minutes of play.

Freshman Joyner Holmes flirted with her first career double-double, registering 12 points and eight boards. Sophomore Lashann Higgs totaled 12 points, including a 5-of-10 effort from the field.

As a team, Texas shot 45.2 percent (28-of-62) from the floor while holding Tennessee to a 41.8 shooting percentage (28-of-67). Texas outrebounded the Lady Vols, 40-32, and has won the battle of the boards in all seven matches this season.

The Lady Vols were led by junior Jaime Nared with 22 points.

The Longhorns jumped out on an 11-2 run early in the game capped off by a tip-in from Holmes headed into the media timeout. Underwood knocked down the last four points for Texas to close the first stanza in the Horns' favor, 22-12.

Texas took its largest lead of the game at the 6:10 mark of the second quarter when a jumper from freshman Alecia Sutton put Texas on top by 15 (31-16). Tennessee slowly chipped into the Longhorn lead, converting three from downtown, to close the gap to five points headed into the locker rooms, 37-32 Texas.

The Lady Vols opened the second half on a 7-0 rally to take their first lead of the game (39-37) with 6:19 left in the third. From there, it remained a one-possession game, and a buzzer-beater from Higgs put Texas on top headed into the final stretch, 48-46.

After things evened at 52 with 7:36 remaining in the game, the Horns widened their edge to as many as eight (66-58) after a three-point play from Holmes. Tennessee continued to find its strength from behind the arc, knocking down three triples in just over a minute, to make it a 70-67 Texas with 7.3 seconds on the game clock. Underwood put things on ice with two from the charity stripe to end the game, 72-67 Longhorns.

Up next, Texas will continue its homestand against UT Rio Grande Valley on Thursday, Dec. 15. Tip-off inside the Erwin Center is scheduled for 7 p.m. CT, and the game will be televised nationally on Longhorn Network.

GAME 8	1ST	2ND	3RD	4TH	FINAL
UTRGV	17	15	8	21	61
Texas	29	17	25	14	85

December 15, 2016 | Austin, Texas

UT Rio Grande Valley (5-6)

#	PLAYER	FG	A	3fg	A	FT	A	OR	DR	TR	PF	TP	A	TO	B	S	M	
5	Kjartansdottir	F	3	11	3	8	1	2	1	3	4	2	10	2	5	0	1	26
33	Savoy	F	3	12	0	0	2	2	3	2	5	3	8	0	5	0	3	25
25	Peters	G	4	12	2	7	2	2	0	2	2	3	12	3	0	0	1	29
11	Goff	G	5	17	2	7	0	0	0	3	3	1	12	3	1	2	0	37
34	Johnson	G	0	2	0	0	0	2	1	0	1	1	0	0	2	0	1	14
3	Villareal		1	2	0	1	0	0	0	0	0	0	2	1	0	0	0	5
4	Turk		3	8	3	7	2	2	0	0	0	2	11	1	0	0	1	20
14	Pitre		0	0	0	0	0	0	0	0	0	0	0	0	0	0	2	
15	Hyman		0	1	0	1	0	0	0	1	1	4	0	1	2	0	0	19
32	Havili		0	0	0	0	1	2	0	2	2	3	1	0	1	1	1	11
43	Murphy		0	4	0	0	0	2	5	3	8	3	0	0	1	0	1	6
44	Van Tilburg		2	3	0	0	1	1	1	0	1	1	5	0	0	0	0	6
TEAM								4	4	8								
Totals		21	72	10	31	9	15	15	20	35	23	61	11	17	3	9	200	

Texas (4-4)

##	PLAYER	F	G	A	3fg	A	FT	A	OR	DR	TR	PF	TP	A	TO	B	S	M
24	Holmes	F	7	14	0	1	2	3	3	10	13	1	16	4	6	3	1	29
40	Lang	C	5	10	0	0	0	2	2	8	10	1	10	1	0	1	0	26
10	Higgs	G	2	3	0	0	1	2	1	2	3	3	5	1	3	0	2	15
11	McCarthy	G	4	8	2	5	4	4	0	5	5	1	14	6	2	0	0	29
20	Taylor	G	2	4	0	0	2	4	1	2	3	3	6	2	1	0	2	15
1	Sutton		3	5	0	0	3	5	0	0	0	1	9	2	1	2	1	17
5	Hosey		2	3	0	0	0	2	1	2	3	0	4	0	1	0	1	10
12	Underwood		4	4	0	0	4	4	0	2	2	3	12	1	3	1	1	25
14	Aborowa		0	3	0	1	2	2	1	3	1	1	0	1	0	0	9	9
22	Foman		4	6	0	0	0	0	0	3	3	2	8	2	0	2	1	18
30	Caron-Goudreau, K.		0	2	0	1	0	0	0	1	1	3	0	0	0	0	0	7
TEAM									2	2	4							
Totals		33	62	2	7	17	28	12	38	50	19	85	19	18	9	9	200	

Officials: Tina Napier, Mark Zentz, Eric Brewton

Technical fouls: UT Rio Grande Valley - None; Texas - None

Attendance: 2,496

AUSTIN, Texas – Freshman Joyner Holmes and Senior Kelsey Lang both registered double-doubles as No. 16/17 Texas Women's Basketball defeated UTRGV inside the Drum on Thursday night, 85-61.

The victory marks 500 all-time wins for Texas Women's Hoops inside the Erwin Center. The Longhorns hold a 500-96 (.839) record at home since the Erwin Center opened during the 1977-78 campaign.

This is the first time two Texas players have notched double-doubles in the same game since Imani Boyette and Nneka Enemkpalu accomplished the feat against Kansas State on Jan. 26, 2013.

Texas holds a perfect 7-0 record over UTRGV in series history.

"It's always exciting to be part of a win that is historic," said Texas head coach Karen Aston. "I'm happy it was the 500th in the Erwin Center, and it just means a whole lot of special basketball has gone on here for a whole lot of years, and we're really proud to be a part of that."

Holmes led the way for Texas with a game-high 16 points and career-high 13 rebounds. The freshman also totaled a career-high four assists and three blocks.

Lang picked up her third double-double of the season with 10 points and rebounds, respectively. She also added one block for the night, moving her in a tie for 8th place all-time on the Texas blocked shots list with Tracy Cook (1998-02).

Junior Brooke McCarthy posted 14 points along with five boards and a game-high six assists. Freshman Jada Underwood rounded out the Longhorns in the double figures with 12 points, including a perfect 4-4 effort from both the field and the charity stripe.

As a team, Texas shot 53.2 percent (33-62) from the field while holding UTRGV to a 29.2 shooting percentage (21-72). The Longhorns outrebounded the Vaqueros, 50-35, and have not lost a battle of the boards yet this season.

UTRGV was led by senior Shawnte' Goff and sophomore Bernesha Peters with 12 points each.

The Horns opened on a 9-2 push to start the game, and consecutive McCarthy to Holmes lay-ups made it 15-10 Texas at a UTRGV timeout with 6:08 remaining in the first. Texas closed with a sophomore Jordan Hosey jumper and six lay-ups to end the first quarter, 29-17.

It was a 17-15 battle with Texas narrowly holding the edge as the Vaqueros found all their points from downtown with five triples in the second stanza. McCarthy knocked down her first trey of the game at the 2:51 mark, and the Longhorns headed into the half with the 46-32 lead.

The Horns held UTRGV to only eight points in the third quarter and took their largest lead of the night, a 33-point spread, with just under a minute remaining. Lang knocked down two from the line to close the third, 71-40 Texas.

The Vaqueros held the edge in the closing quarter, 21-14, but it wasn't enough as Texas went on to win the game, 85-61.

Coming up, the Longhorns have a quick turnaround as they host UTSA inside the Drum on Saturday night. Tip is set for 5 p.m. CT, and the game will be broadcasted on Longhorn Network.

GAME 9	1ST	2ND	3RD	4TH	FINAL
UTSA	11	12	13	7	43
Texas	20	13	38	15	76

December 17, 2016 | Austin, Texas

UTSA (3-6)

#	PLAYER	FG	A	3fg	A	FT	A	OR	DR	TR	PF	TP	A	TO	B	S	M
15	Toth	F	0	0	0	0	0	0	1	1	2	0	0	1	0	1	6
21	Benson	F	3	7	1	1	0	0	1	2	3	3	7	0	2	0	15
1	Kiejrowska	G	0	3	0	1	1	2	0	1	1	2	1	0	1	0	0
31	Heinemann	G	1	9	0	6	1	1	0	1	1	0	3	0	2	0	34
32	Goodwin	G	0	11	0	1	4	6	3	5	8	3	4	0	2	0	2
3	Dukes		1	6	0	2	0	0	0	0	0	2	2	0	1	0	1
4	Chidomere		6	16	0	0	1	1	1	3	4	1	13	1	3	1	1
20	Kekec		0	3	0	3	2	2	1	1	2	1	2	0	3	0	0
23	Hawkins		0	1	0	0	0	0	0	0	0	0	0	0	0	0	0
30	Smith		3	4	0	0	3	6	1	4	5	4	9	0	1	2	0
40	Marlow		1	4	0	0	0	0	2	4	6	3	2	0	1	0	0
	TEAM							2	3	5							
	Totals	15	64	1	14	12	18	11	25	36	21	43	1	17	3	8	200

Texas (5-4)

#	PLAYER	FG	A	3fg	A	FT	A	OR	DR	TR	PF	TP	A	TO	B	S	M	
24	Holmes	F	4	7	0	0	0	0	1	3	4	4	8	2	1	2	0	19
40	Lang	C	5	8	0	0	1	2	6	7	13	2	11	4	1	1	0	21
11	McCarthy	G	3	6	3	4	0	0	0	4	4	0	9	2	2	0	1	29
20	Taylor	G	2	3	0	0	4	4	3	2	5	3	8	3	0	0	0	20
23	Atkins	G	4	13	0	1	2	2	2	4	6	1	10	3	4	2	1	24
1	Sutton	1	5	0	0	2	2	1	2	3	1	4	1	0	0	0	0	12
5	Hosey	0	6	0	1	0	0	2	2	4	2	0	0	1	0	0	0	10
10	Higgs	0	1	0	0	0	0	0	1	1	0	0	0	1	0	0	0	10
12	Underwood	1	7	0	1	0	0	3	4	7	0	2	0	2	1	0	0	20
14	Aborowa	1	4	0	0	1	2	0	1	1	2	3	0	1	0	0	0	14
22	Foman	6	9	2	3	0	0	0	1	1	0	14	1	1	0	0	2	19
30	Caron-Goodreau, K.	3	7	1	2	0	2	1	3	4	2	7	1	2	4	1	1	17
TEAM																		
Totals		30	76	6	12	10	14	20	38	58	17	76	17	16	10	5	5	200

GAME RECAPS

GAME 10	1ST	2ND	3RD	4TH	FINAL
New Orleans	17	11	2	18	48
Texas	24	19	25	12	80

December 20, 2016 | Austin, Texas

New Orleans (4-5)

#	PLAYER	F	G	A	3fg	A	FT	A	OR	DR	TR	PF	TP	A	TO	B	S	M	
14	Coleman	F	0	3	0	0	1	2	1	0	1	2	1	0	2	1	2	18	
30	Woods	C	0	1	0	0	2	2	1	4	5	3	2	0	3	0	2	28	
4	Davis	G	1	2	0	0	0	0	0	0	0	0	2	1	1	0	10	0	
22	Brown	G	4	15	1	6	5	6	0	1	1	4	14	1	5	0	1	27	
23	Wright, M.	G	2	6	2	4	0	0	0	5	5	0	6	1	3	0	1	28	
00	Matthews	0	3	0	1	0	0	1	1	2	2	0	0	0	2	0	2	17	
3	Angelo	7	12	1	1	2	2	0	0	0	0	17	1	1	1	0	0	29	
10	Wright, D.	0	2	0	2	0	0	0	1	1	0	0	0	0	3	0	0	12	
20	Swafford	0	0	0	0	0	0	0	1	1	0	0	0	2	0	0	3	0	
21	Larry	0	0	0	0	0	0	0	0	1	1	0	0	0	0	1	1	0	5
31	Woods	2	8	0	1	0	1	1	0	1	1	4	0	1	0	0	0	11	
32	Mundy	1	4	0	0	0	1	1	0	1	1	2	2	0	1	0	0	12	
TEAM									5	4	9								
Totals		17	56	4	15	10	14	9	19	28	14	48	4	25	2	8	200		

Texas (6-4)

#	PLAYER	FG	A	3fg	A	FT	A	OR	DR	TR	PF	TP	A	TO	B	S	M		
24	Holmes	F	2	6	0	0	1	2	4	1	9	10	2	6	3	3	1	2	25
40	Lang	C	11	11	0	0	1	1	5	5	10	3	23	0	1	2	0	29	
11	McCarty	G	3	11	2	8	0	0	0	2	2	0	8	3	4	0	1	23	
20	Taylor	G	3	3	0	0	0	0	0	3	3	2	6	3	1	1	1	13	
23	Atkins	G	5	8	2	4	3	4	1	4	5	1	15	2	0	0	1	19	
1	Sutton	0	2	0	0	0	0	0	0	0	0	2	0	1	1	0	1	11	
5	Hosey	0	0	0	0	0	0	0	0	0	0	1	0	0	0	0	1	7	
10	Higgs	4	10	1	0	1	0	0	3	0	3	1	8	1	2	0	5	17	
12	Underwood	1	2	0	0	0	0	1	2	3	2	2	3	1	1	0	12		
14	Aborowa	1	3	0	0	1	2	0	1	1	1	3	0	2	0	0	8		
22	Foman	3	8	0	2	2	3	0	1	1	2	8	6	1	1	3	17		
30	Caron-Goudreau, K.	0	0	0	0	1	2	1	3	4	1	1	0	2	1	0	19		
TEAM																			
Totals		33	64	4	16	10	16	12	2	2	18	80	22	18	7	15	200		

Officials: Gina Cross, Michael McConnell, Chaney Muench

Technical fouls: New Orleans - None; Texas - None

Attendance: 2,567

AUSTIN, Texas – Senior Kelsey Lang picked up a new school record and her third straight double-double as No. 16/17 Texas Women's Basketball (6-4) took down New Orleans (4-5) inside the Erwin Center on Monday night, 80-48.

Lang's career-high 23 points set a new school record for the first player to make 11 shots in a single game with a perfect field goal percentage. The previous record for the most shots made with a perfect percentage was nine by Angela Jackson in the 1997-98 campaign.

Texas leads the all-times series over New Orleans, 2-0.

"I definitely thought that the team was ready to play," said Texas head coach Karen Aston. "They paid attention to the things that we prepped for in this game, and I thought that we had some really good moments."

Lang also added 10 rebounds to put her in double-double territory and posted two blocks on the night. Junior Ariel Atkins totaled 15 points, including two three-pointers, and five rebounds.

Freshman Joyner Holmes brought down 10 boards along with three assists, and sophomore Lashann Higgs put up eight points and swiped a career-high five steals.

As a team, Texas shot 51.6 percent (33-64) from the floor, marking the third time this season the Longhorns have shot over 50 percent. New Orleans was held to a 30.4 (17-56) shooting percentage for the game.

New Orleans was led by senior Jewel Angelo with 17 points.

The Privaters managed to remain within striking distance of the Horns in the first quarter with Texas holding the 16-13 edge at the 3:38 mark. The Longhorns then fired off an 8-0 spurt to increase the lead to nine, but New Orleans captured the last two baskets of the stanza to make it 24-17 in favor of Texas.

Atkins knocked down the Horns' first trey of the game to open the second, and Texas continued to distance itself from the Privaters. Junior Brooke McCarty drained a signature triple, and two from the line from New Orleans sent the teams into the half, 43-28 Texas.

The Longhorns only allowed the Mountaineers two points in the third quarter coming from a lone jumper at the 3:52 mark. Junior Tasia Foman picked up two assists and converted a three-point play, and a layup from Higgs closed the quarter, 68-30 Texas.

The Privaters outscored the Longhorns in the final quarter, 18-12, but Texas captured the win, 80-48.

Texas will return to action on Thursday, Dec. 29 as it opens its conference schedule at home against Texas Tech. Tip inside the Erwin Center is set for 7 p.m. CT, and the game will be televised on Longhorn Network.

GAME 11	1ST	2ND	3RD	4TH	FINAL
Texas Tech	12	5	11	19	47
Texas	16	14	18	19	67

December 29, 2016 | Austin, Texas

Texas Tech (8-4, 0-1)

#	PLAYER	F	A	3fg	A	FT	A	OR	DR	TR	PF	TP	A	TO	B	S	M
23	Guirantes	F	1	5	0	2	0	0	1	1	2	4	2	0	5	1	0
12	Terry	C	2	6	0	0	1	1	2	2	4	1	5	1	4	1	0
2	CookTaylor	G	2	10	0	0	0	0	1	3	4	2	4	1	2	0	31
4	Caldwell	G	10	20	4	9	0	0	0	0	0	3	24	2	3	0	1
5	Brooks	G	3	7	3	6	0	0	0	3	3	4	9	0	3	0	0
10	Bright	0	1	0	0	0	0	0	1	1	0	0	0	0	0	0	13
20	Brewer	1	7	0	0	1	2	2	7	9	1	3	0	1	3	1	0
32	Olabode	0	0	0	0	0	0	0	1	1	0	0	0	0	0	0	3
42	McKenzie	0	0	0	0	0	0	0	1	1	0	0	0	0	0	0	7
TEAM																	
Totals		19	57	7	17	2	3	7	21	28	15	47	4	18	5	5	200

Texas (7-4, 1-0)

#	PLAYER	F	A	3fg	A	FT	A	OR	DR	TR	PF	TP	A	TO	B	S	M
24	Holmes	F	5	8	0	0	0	3	2	8	10	2	10	2	1	1	28
40	Lang	C	4	13	0	1	0	0	6	7	13	3	8	2	1	1	0
11	McCarty	G	6	9	2	4	2	2	1	3	4	0	16	1	1	0	33
20	Taylor	G	5	7	0	0	0	0	2	2	1	0	10	1	1	0	21
23	Atkins	G	4	11	0	3	1	1	6	2	8	2	9	1	1	1	3
1	Sutton	3	5	0	0	0	0	0	4	4	0	6	1	3	0	0	18
5	Hosey	1	5	0	0	0	0	0	1	0	1	0	2	0	2	0	11
10	Higgs	3	5	0	0	2	0	1	1	0	1	0	6	0	0	0	1
12	Underwood	0	2	0	0	0	0	0	0	0	2	0	0	0	1	0	1
22	Foman	0	6	0	3	0	0	2	0	2	1	0	0	0	0	0	7
30	Caron-Goudreau, K.	0	0	0	0	0	0	1	0	1	0	0	0	0	0	0	5
TEAM																	
Totals		31	71	2	11	3	8	20	29	49	11	67	8	12	3	8	200

Officials: Jesse Dickerson, Cameron Inouye, Julie Krommenhoek

Technical fouls: Texas Tech - None; Texas - None

Attendance: 4,093

AUSTIN, Texas – Junior Brooke McCarty registered a team-high 16 points and freshman Joyner Holmes posted her second double-double as No. 16/16 Texas Women's Basketball (7-4, 1-0 Big 12) defeated Texas Tech (8-4, 0-1 Big 12) in the first conference game of the season inside the Erwin Center on Thursday night, 67-47.

With the win, Texas has captured the past three conference lid-lifters.

The Longhorns lead the all-times series over the Lady Raiders, 68-29, and hold a 33-7 edge at home.

"I'm just excited that Big 12 play started," said Texas head coach Karen Aston. "I was really pleased with our team's effort. Not everything was perfect, and I don't think it's going to be, but I really thought that we executed a game plan and played hard."

McCarty complimented her 16 points with four rebounds and one assist, and Holmes's double-double came behind 10 points and rebounds. Senior Brianna Taylor rounded out the Longhorns in the double figures with 10 points, including a 5-7 effort from the field.

Senior Kelsey Lang and junior Ariel Atkins were just shy of their double-doubles. Lang posted eight points and tied her career-high with 13 rebounds, and Atkins posted nine points and eight boards along with a team-high three steals in the contest.

As a team, Texas shot 43.7 percent (31-71) from the field while holding Texas Tech to a 33.9 shooting percentage (19-56). The Horns outrebounced the Lady Raiders, 49-28, and has won every battle of the boards this season.

Texas Tech was led by sophomore Reece Caldwell with a game-high 24 points.

Texas darted off to a 16-4 lead to open the game at the 2:48 mark of the first, converting 12 points off layups. Texas Tech capped off the opening quarter with the next eight points, including two straight from downtown, to cut the margin to 16-12 Longhorns.

The Lady Raiders continued to nip at the Horns' heels, making it a one-possession game (20-17 Texas) after a jumper at the 4:46 mark of the second quarter. Atkins captured the next three buckets with midrange jumpers, and the Longhorns fired off the next ten points to lead at the half, 30-17.

Texas continued to drive ahead in the third, and a McCarty three forced a Texas Tech timeout at the 6:07 mark with the Horns holding the 43-22 edge. The teams continued to trade baskets, and a jumper from sophomore Lashann Higgs ended the third, 48-28 Longhorns.

It was an even 19-19 spread in the closing stanza with Texas Tech finding its strength once again from behind the arc. The Horns closed on an 8-0 stretch to take the game, 67-47.

Up next, Texas will play its first conference road game in Ames, Iowa on New Years Day as it takes on Iowa State. Tip inside the Hilton Coliseum is set for 12 p.m. CT and the game will be televised on FSN.

GAME 12	1ST	2ND	3RD	4TH	FINAL
Texas	20	21	8	26	75
Iowa State	21	9	16	22	68

January 1, 2017 | Ames, Iowa

Texas (8-4, 2-0)

#	PLAYER	FG	A	3fg	A	FT	A	OR	DR	TR	PF	TP	A	TO	B	S	M	
11	McCarty	F	5	8	1	4	2	2	0	1	1	1	13	6	3	0	1	39
20	Taylor	C	2	7	0	1	0	0	1	3	4	2	4	2	2	0	3	32
23	Atkins	G	10	17	3	5	2	2	0	2	2	4	25	1	2	0	0	31
24	Holmes	G	2	10	0	0	3	4	2	3	5	3	7	0	3	2	1	28
40	Lang	G	4	7	0	0	3	6	4	8	12	3	11	1	0	5	0	36
1	Sutton	3	5	1	1	0	0	0	1	1	1	7	2	3	0	0	1	16
10	Higgs	3	5	0	0	2	2	2	4	6	0	8	2	2	1	0	1	13
12	Underwood	0	2	0	0	0	0	0	0	0	0	1	0	0	0	0	0	2
22	Foman	0	0	0	0	0	0	0	0	0	0	3	0	0	0	0	0	3
TEAM		1 2 3																
Totals		29	61	5	11	12	16	10	24	34	18	75	14	14	7	7	200	

Iowa State (9-4, 0-2)

#	PLAYER	FG	A	3fg	A	FT	A	OR	DR	TR	PF	TP	A	TO	B	S	M
4	Bowe	3	8	2	5	2	4	0	4	4	4	10	1	1	0	1	25
11	Buckley	7	13	1	2	1	4	0	3	3	2	19	7	3	0	2	37
12	Johnson	7	13	1	2	1	2	3	6	9	2	17	5	6	0	2	37
21	Carleton	2	10	1	6	1	3	0	1	1	3	8	1	3	0	1	30
32	Burkhal	5	10	1	3	1	0	0	5	5	4	11	0	1	1	0	28
3	Duro	0	1	0	1	0	0	1	0	1	0	0	0	0	0	0	2
10	Washington	0	1	0	1	0	0	0	0	0	0	0	0	0	0	0	3
13	Camber	0	4	0	2	0	0	0	1	1	2	0	0	0	0	1	15
22	Starks	1	1	0	0	0	2	1	3	4	1	3	2	2	0	1	15
TEAM									7	1	8		1				
Totals		25	61	6	22	12	15	12	24	36	19	68	16	17	1	7	20

GAME RECAPS

GAME 13	1ST	2ND	3RD	4TH	FINAL
Texas	17	18	19	12	66
Kansas	9	21	8	16	54

January 4, 2017 | Lawrence, Kan.

Texas (9-4, 3-0)

##	PLAYER	F	G	A	3fg	A	FT	A	OR	DR	TR	PF	TP	A	TO	B	S	M
24	Holmes	F	6	18	0	0	1	1	4	5	9	4	13	2	4	3	1	22
40	Lang	C	3	7	0	0	0	0	1	8	9	3	6	2	3	2	2	30
11	McCarty	G	4	10	3	5	4	4	0	6	6	2	15	3	0	0	1	31
20	Taylor	G	2	5	0	0	2	2	0	7	7	1	6	1	3	0	2	21
23	Atkins	G	4	5	1	2	3	4	2	3	5	3	12	0	1	0	1	21
1	Sutton	1	3	0	1	1	2	0	1	1	5	3	1	3	0	0	0	15
5	Hosey	1	3	0	0	0	0	1	3	4	2	2	0	1	0	0	0	9
10	Higgs	1	4	0	0	0	0	0	2	2	3	2	1	3	0	0	0	12
12	Underwood	2	4	0	0	0	0	2	0	2	2	4	1	7	0	0	0	15
14	Aborowa	0	0	0	0	0	2	1	0	1	0	0	0	2	0	0	0	3
22	Foman	1	5	1	3	0	0	1	4	5	1	3	2	3	1	0	0	13
30	Caron-Goudreau, K.	0	0	0	0	0	0	1	0	1	0	0	0	0	0	0	0	8
TEAM									6	3	9			1				
Totals		22	64	5	11	11	15	19	42	61	26	66	13	31	6	7	200	

Kansas (6-8, 0-3)

#	PLAYER	F	G	A	3fg	A	FT	A	OR	DR	TR	PF	TP	A	TO	B	S	M	
0	Umeri	F	0	2	0	0	0	0	0	1	1	3	0	0	0	3	0	1	22
2	Calvert	G	3	14	0	5	0	2	0	3	3	1	6	0	3	1	0	23	
3	Washington	G	7	26	0	3	9	11	6	4	10	3	23	3	5	1	0	34	
22	Cheadle	G	0	4	0	2	2	0	0	3	3	4	2	0	1	0	2	17	
33	Kopatchik	G	5	13	2	6	2	2	1	2	3	1	14	1	0	2	4	32	
1	Lott	0	0	0	0	0	0	0	1	0	1	1	0	0	0	0	0	2	
4	Brown	1	4	0	1	0	0	1	0	1	3	2	0	0	0	0	3	16	
12	O'Neal	0	1	0	1	0	0	0	1	1	2	0	0	0	0	0	0	14	
15	Robertson	2	6	0	0	1	2	0	2	2	1	5	0	2	0	2	15		
20	Christopher	0	0	0	0	0	1	0	0	0	0	0	0	1	0	0	9		
25	ManningAllen	1	2	0	0	0	0	2	3	5	3	2	1	2	3	1	16		
TEAM									2	3	5								
Totals		19	72	2	18	14	20	13	22	35	22	54	5	17	7	13	200		

Officials: Scott Yarbrough, Beverly Roberts, Cheryl Flores

Technical fouls: Texas - None; Kansas - None

Attendance: 1,817

LAWRENCE, Kan. – Junior Brooke McCarty registered a team-high 15 points as No. 15/17 Texas Women's Basketball (9-4, 3-0 Big 12 Conference) defeated Kansas (6-8, 0-3 Big 12 Conference) inside Allen Fieldhouse on Wednesday evening, 66-54.

With the win, Texas is off to its second straight 3-0 Big 12 start and fourth of program history.

Texas leads the all-times series over Kansas, 23-10, and has captured the last nine meetings.

"We did what we had to do to win," said Texas head coach Karen Aston. "We'll get home tomorrow, and we'll regroup and be ready for TCU on Saturday."

McCarty also added six rebounds and a team-high three assists on the night. Freshman Joyner Holmes posted 13 points and a team-high nine boards and three blocks while junior Ariel Atkins notched 12 points and five rebounds in the contest.

As a team, Texas shot 39.1 percent (25-64) from the field while holding Kansas to a 26.4 shooting percentage (19-72). The Longhorns outrebounded the Jayhawks, 61-35, marking the seventh most rebounds recorded in a single game in program history.

Kansas was led by redshirt junior Jessica Washington's double-double of 23 points and 10 rebounds.

Four straight layups from the Longhorns gave them the early 8-0 edge headed into the first timeout, but a 7-1 run from the Jayhawks tightened things to 10-7 Texas at the 2:09 mark. Junior Tasia Foman knocked down the only three of the opening quarter as the Horns closed on a 7-2 spread to lead at the end of the first, 17-9.

The Jayhawks outscored the Longhorns 21-18 in the second quarter, but Texas paced itself behind two three-pointers from McCarty to hold onto the lead. After two straight triples from Kansas, freshman Jada Underwood notched her first bucket of the night to close the half, 35-30 Texas.

The Longhorn offense took over in the third stanza, outscoring the Jayhawks 19-8. A Holmes layup put Texas up by double-digits (47-36) at the 2:35 mark, and four from Atkins closed out the quarter, 54-38 Horns.

Texas took its largest lead of the night (66-46) after a layup from sophomore Jordan Hosey with 4:11 remaining in the game. From there, both teams were scoreless from the field with Kansas bagging the last six points of the match from the charity stripe, but the Longhorns came away with the 66-54 win.

Coming up, Texas will return home as it hosts TCU on Saturday, Jan. 7. Tip-off inside the Erwin Center is set for 6 p.m. CT as Aston goes for her 200th career win. The game will be televised on Longhorn Network.

GAME 14	1ST	2ND	3RD	4TH	FINAL
TCU	13	8	13	20	54
Texas	16	16	24	27	83

January 7, 2017 | Austin, Texas

TCU (8-7, 0-4)

#	PLAYER	FG	A	3fg	A	FT	A	OR	DR	TR	PF	TP	A	TO	B	S	M	
0	Okonkwo	F	3	8	0	4	0	0	0	5	5	2	6	0	2	0	1	18
15	Butts	F	0	4	0	1	5	6	0	3	3	3	5	0	0	0	0	22
33	Akomolafe	F	0	2	0	0	4	4	3	1	4	3	4	0	2	1	0	16
23	Alix	G	2	12	1	7	0	0	0	1	1	0	5	5	5	1	0	29
25	Ray	G	1	7	0	4	3	5	0	2	2	1	5	0	3	1	1	33
1	Thompson	4	6	2	3	2	2	0	1	1	2	12	1	1	0	0	1	22
3	Christian	1	5	0	3	0	0	1	0	1	1	2	2	0	1	0	0	14
10	Rainey	1	2	1	2	0	0	0	2	2	1	3	0	1	0	0	0	8
21	Coleman	0	0	0	0	0	0	0	0	0	0	1	0	0	0	0	2	4
22	Moore	5	10	0	0	1	2	4	0	4	5	11	0	6	0	0	0	19
31	Hellessey	0	0	0	0	0	0	0	1	1	1	1	0	0	0	0	0	7
55	Willie	0	1	0	0	1	2	0	0	0	0	1	0	0	0	0	0	8
TEAM		3 3 6																
Totals		17	57	4	24	16	21	11	19	30	21	54	6	21	3	5	200	

Texas (10-4, 4-0)

##	PLAYER	F	G	A	3fg	A	FT	A	OR	DR	TR	PF	TP	A	TO	B	S	M
24	Holmes	F	9	16	0	0	0	0	5	3	8	0	18	1	2	0	2	24
40	Lang	C	1	4	0	0	4	6	6	8	14	4	6	0	2	3	0	28
11	McCarty	G	6	12	2	5	2	0	5	5	1	16	5	0	1	2	28	
20	Taylor	G	1	5	0	0	0	2	3	1	4	0	2	2	2	0	2	20
23	Atkins	G	6	14	1	3	1	3	2	3	5	2	14	1	1	0	4	25
1	Sutton	3	6	0	1	1	2	0	0	3	3	2	7	1	3	0	0	24
5	Hosey	1	1	0	0	1	2	0	1	1	0	3	0	0	0	0	0	8
10	Higgs	4	5	0	0	1	4	1	1	2	0	9	2	4	0	2	13	
12	Underwood	1	2	0	0	2	2	0	2	0	2	3	4	2	2	0	0	12
14	Aborowa	0	0	0	0	0	0	0	0	0	0	1	0	0	0	0	0	2
30	Caron-Goudreau, K.	2	3	0	1	0	0	0	2	2	5	4	1	2	2	0	0	16
TEAM		2 1 3																
Totals		34	68	3	10	12	23	21	28	48	18	83	15	18	6	12	200	

Officials: Laura Morris, Gina Cross, Eric Brewton

Technical fouls: TCU - None; Texas - None

Attendance: 3,864

AUSTIN, Texas – Freshman Joyner Holmes led all scorers with 18 points as No. 15/17 Texas Women's Basketball (10-4, 4-0 Big 12 Conference) defeated TCU (8-7, 0-4 Big 12 Conference) inside the Erwin Center on Saturday night, 83-54.

The victory marked head coach Karen Aston's 200th career win as a head coach. She is only one win away from 100 at the helm for the Longhorns with a 99-50 (.683) record.

Tonight also marked the largest margin of victory for the Longhorns in Big 12 play since Texas won by 37 at Kansas (75-38) on January 13, 2016.

Texas leads the all-times series over TCU, 39-2, and boasts a perfect 19-0 record inside the Drum.

"I was very pleased with the way we played tonight and our effort from start to finish," said Aston.

Along with her 18 points, Holmes added eight rebounds and two steals on her night. Junior Brooke McCarty totaled 16 points along with five boards and assists, while junior Ariel Atkins notched 14 points with a game-high four steals.

Senior Kelsey Lang brought down a career-high 14 boards coupled with six points and a game-high three blocks.

As a team, Texas shot 50.0 percent (34-68) from the field while holding TCU to a 29.8 shooting percentage (17-57). This is the fourth game this season the Horns have shot at or above the .500 mark.

The Longhorns outrebounded the Frogs, 49-30, and have won the battle of the boards in 13 of 14 contests this season.

TCU was led by junior Toree Thompson with 12 points.

Although never relinquishing the lead in the game, the Longhorns found themselves in a tight battle with the Frogs in the first quarter. TCU fought off a 14-8 Texas margin and ended the quarter with the first triple of the game, but Texas held the 16-13 edge.

The Longhorns only allowed eight points in the second quarter, taking their largest lead of the half (30-18) after a freshman Alecia Sutton jumper with 1:22 on the game clock. TCU knocked down a triple to slash into the deficit, but two from the line from freshman Jada Underwood sent Texas into the half, 32-21.

The Horns made it a 20-point game (43-23) after a McCarty trey at the 6:32 mark of the third quarter en route to a high-scoring stanza. Holmes accounted for eight of Texas's 24 points in the third quarter, and the Longhorns held the 56-34 advantage headed into the closer.

Texas continued to drive forward in the fourth quarter, taking its largest lead, a 32-point spread, after a Sutton jumper with 3:24 remaining in the contest (75-43 Horns). A layup from freshman Lashann Higgs sealed the deal for Texas, 83-54.

Next on the slate, Texas will host Oklahoma State on Tuesday, Jan. 10. Tip is set for 7 p.m. CT and the game will be televised nationally on Longhorn Network.

GAME 15	1ST	2ND	3RD	4TH	FINAL
Oklahoma St.	8	4	9	14	35
Texas	22	9	19	16	66

January 10, 2017 | Austin, Texas

Oklahoma State (12-4, 2-3)

#	PLAYER	F	G	A	3fg	A	FT	A	OR	DR	TR	PF	TP	A	TO	B	S	M
3	Coleman	F	1	2	0	0	0	0	0	3	3	3	2	1	3	0	0	9
45	Loecker	F	1	4	0	0	0	0	1	2	3	4	2	2	0	0	0	28
54	Jensen	C	3	19	0	3	4	6	5	5	10	3	10	0	4	2	1	38
5	Omozee	G	2	6	0	0	0	0	2	4	6	1	4	0	0	0	1	29
24	Wheeler	G	2	14	1	7	2	4	0	1	1	2	7	0	2	1	0	28
10	Small	0	1	0	1	0	0	0	1	1	1	0	0	1	0	0	0	2
11	Combs	1	2	0	0	2	5	1	2	3	2	4	0	1	0	0	0	12
13	Holt	0	3	0	0	0	2	3	1	4	1	0	0	0	1	0	0	8
15	Echols	1	3	0	1	2	2	0	0	0	3	4	0	1	0	1	1	17
20	Jones	0	4	0	1	2	4	2	7	9	4	2	2	3	0	0	0	20
22	Bryant	0	1	0	0	0	0	0	1	1	0	0	0	1	2	0	0	9
TEAM		3 2 5																
Totals		11	59	1	13	123	23	17	29	46	24	35	5	17	5	3	20	120

GAME RECAPS

GAME 16	1ST	2ND	3RD	4TH	FINAL
Texas	16	18	25	14	73
West Virginia	17	8	16	22	63

January 14, 2017 | Morgantown, W.Va.

Texas (12-4, 6-0)

#	PLAYER	FG	A	3fg	A	FT	A	OR	DR	TR	PF	TP	A	TO	B	S	M	
24	Holmes	F	7	12	0	0	1	1	2	2	4	3	15	1	3	0	1	29
40	Lang	C	5	7	0	0	0	0	4	4	8	4	10	1	0	2	1	29
11	McCarty	G	5	13	0	4	1	2	0	2	2	0	11	3	1	0	1	33
20	Taylor	G	1	3	0	0	2	4	0	2	2	2	4	1	2	0	1	30
23	Atkins	G	6	7	0	0	3	3	1	1	2	3	15	1	2	0	3	24
1	Sutton		3	9	0	2	0	1	0	0	0	2	6	1	0	0	1	13
5	Hosey		0	1	0	0	0	0	0	0	0	0	0	0	0	0	0	3
10	Higgs		4	7	0	1	2	2	3	1	4	1	10	1	1	0	2	20
30	Caron-Goudreau, K.		0	1	0	1	0	0	0	0	0	0	0	0	0	0	1	5
31	Caron-Goudreau, K.		1	4	0	2	0	0	2	1	3	2	2	0	2	0	0	14
	TEAM								2	1	3							
	Totals		32	64	0	10	9	13	14	14	28	17	73	9	11	2	11	200

West Virginia (14-4, 2-4)

#	PLAYER	FG	A	3fg	A	FT	A	OR	DR	TR	PF	TP	A	TO	B	S	M	
11	Muldrow	F	7	13	4	7	4	5	2	5	7	2	22	2	3	1	0	34
15	Montgomery	C	5	8	0	0	2	2	6	8	14	4	12	2	6	3	1	38
2	Martin	G	6	11	1	1	1	2	0	5	5	1	14	2	1	0	1	37
12	Ray	G	4	12	0	3	4	4	1	1	2	5	12	3	3	0	0	32
22	Pardee	G	0	2	0	1	0	0	1	1	2	3	0	0	3	0	1	26
2	Brewer		1	3	1	1	0	2	0	0	0	2	3	1	2	0	1	20
13	King		0	1	0	0	0	0	0	0	0	0	0	0	3	0	0	8
24	Martin		0	1	0	0	0	0	0	0	0	0	0	0	0	0	0	5
	TEAM								5	0	5							
	Totals		23	51	6	13	11	15	15	20	35	17	63	10	21	4	4	200

Officials: Dee Kanner, Felicia Grinter, Metta Roberts

Technical fouls: Texas - None; West Virginia - None

Attendance: 4,118

MORGANTOWN, W.Va. – Five Longhorns scored in the double-digits as No. 16/17 Texas Women's Basketball (12-4, 6-0 Big 12 Conference) triumphed over No. 18/19 West Virginia (14-4, 2-4 Big 12 Conference) inside the WVU Coliseum on Saturday afternoon, 73-63.

With the win, the Longhorns are off to their first 6-0 Big 12 start of program history.

Texas leads the all-times series over West Virginia, 7-5, and has captured the past four meetings.

"It was a terrific road win," said Texas head coach Karen Aston. "This is a really tough place to play. I have to give this game to our bench. They made the real difference in the game."

Junior Ariel Atkins and freshman Joyner Holmes both registered a team-high 15 points on the game. Atkins' 15 points came behind a 6-of-7 effort from the field while also contributing a game-high three steals.

Junior Brooke McCarty totaled 11 points and three assists while sophomore Lashann Higgs added 10 points with four boards and two steals. In her 120th game in the Burnt Orange, Kelsey Lang rounded out the Horns in double figures with 10 points and a team-high eight rebounds.

As a team, Texas shot 50.0 percent (32-64) from the field, marking the second-straight game the Longhorns have shot at or above the .500 mark. West Virginia held a 45.1 shooting percentage (23-51) from the field and a 46.2 percent (6-13) mark from downtown.

West Virginia was led by junior Teana Muldrow with 22 points.

Texas found itself down 2-8 at the 5:40 mark of the opening quarter, but three consecutive layups from Lang tied things at 10. The Mountaineers extended their margin back to five, but the Horns trailed only by one after another Lang bucket closed the first, 17-16 WVU.

The Longhorns went off on a 12-0 run in the second quarter to take control of the lead for the first time in the game, holding West Virginia scoreless until one from the stripe made it 28-18 Texas at the 3:08 mark. It was back and forth from there, but the Horns maintained the 34-25 edge headed into the lockers.

The high-scoring third stanza was highlighted by a 9-0 Texas rally, six points of which came from Holmes, to lead 53-26 with 2:59 remaining in the quarter. The Mountaineers drained their fifth triple of the game to slash into the margin, but a freshman Alecia Sutton layup ended the third, 59-41 Texas.

The Longhorns held a 20-point spread (63-43) after an Atkins layup at the 9:03 mark, but West Virginia proved tenacious in the final quarter as it outscored Texas 22-14. The Mountaineer move was too little too late as the Horns took the game, 73-63.

Next, Texas will return home to host Oklahoma on Tuesday, Jan. 17. Tip inside the Erwin Center is set for 6 p.m. CT and the game will be carried live on FS1.

GAME 17	1ST	2ND	3RD	4TH	FINAL
Oklahoma	19	10	22	17	68
Texas	23	17	16	30	86

January 17, 2017 | Austin, Texas

Oklahoma (14-5, 5-2)

#	PLAYER	FG	A	3fg	A	FT	A	OR	DR	TR	PF	TP	A	TO	B	S	M	
32	Mulkey	C	0	1	0	0	0	0	1	1	2	1	0	0	0	0	5	
10	Little	G	5	16	2	8	2	2	2	4	4	14	1	2	0	2	31	
21	Ortiz	G	1	5	0	1	0	0	0	5	5	5	2	4	3	0	23	
23	Manning	G	3	7	3	6	0	0	1	3	4	2	9	1	3	1	2	
25	Carter	G	1	6	1	2	0	0	0	1	1	2	3	1	4	0	2	
0	Pierre-Louis		5	10	0	0	6	7	3	4	7	1	16	1	2	4	0	
1	Williams		0	2	0	0	0	0	1	1	0	0	0	1	0	0	0	
2	Edwards		4	7	1	3	0	0	1	2	3	4	9	1	2	0	1	
33	Dungee		2	6	1	3	10	10	3	1	4	3	15	0	0	0	25	
TEAM																		
Totals		21	60	8	23	18	19	11	22	33	22	68	10	16	5	7	200	

Texas (13-4, 7-0)

#	PLAYER	FG	A	3fg	A	FT	A	OR	DR	TR	PF	TP	A	TO	B	S	M	
24	Holmes	F	8	14	0	0	4	5	4	6	10	1	20	3	3	2	0	34
40	Lang	C	5	9	0	0	1	2	1	2	3	3	11	1	1	0	0	26
11	McCarty	G	4	13	4	8	4	6	0	4	4	3	16	3	1	0	1	37
20	Taylor	G	0	0	0	0	0	4	7	11	0	0	0	4	4	0	2	20
23	Atkins	G	9	13	0	1	1	2	2	2	4	5	19	2	2	0	3	29
1	Sutton		1	9	0	2	0	0	3	3	1	2	2	0	0	0	0	16
10	Higgs		6	8	1	1	2	4	1	3	4	2	15	2	2	0	0	19
30	Caron-Goudreau, K.		0	0	0	0	0	0	0	0	0	1	0	0	1	0	0	7
31	Caron-Goudreau, A.		1	3	0	0	1	2	4	0	4	1	3	0	2	1	0	12
TEAM									0	2	2							
Totals			34	69	5	12	13	21	16	29	45	17	86	17	16	3	6	200

Officials: Mark Zentz, Brian Hall, Gina Cross

Technical fouls: Oklahoma - Edwards, T'ona; Pierre-Louis, Vionise. Texas - Lang, Kelsey.

Attendance: 3,259

AUSTIN, Texas – Freshman Joyner Holmes picked up her third double-double of the season and senior Brianna Taylor tied two career highs as No. 12/14 Texas Women's Basketball (13-4, 7-0 Big 12 Conference) defeated No. 20/20 Oklahoma (14-5, 5-2 Big 12 Conference) inside the Erwin Center on Tuesday night, 86-68.

With the win, Texas extends its win streak to 11 games and is off to the best Big 12 start in program history.

Texas leads the all-times series over Oklahoma, 29-24, and has won five of the last seven meetings.

"It was a really competitive game from the tip," said Texas head coach Karen Aston. "It was two competitive teams that really wanted to win, and we made some plays down the stretch and had some players make big buckets for us."

Holmes' double-double included 20 points and 10 rebounds. Taylor tied her career highs for both rebounds and assists with 11 and four, respectively, and brought down 10 boards in the first half alone.

Junior Ariel Atkins totaled 19 points on the evening behind a 9-13 effort from the field. She added four rebounds and a game-high three steals.

Junior Brooke McCarty posted four triples en route to 16 points, and sophomore Lashann Higgs put up 15 points and four rebounds to complete the Texas players in the double figures.

As a team, Texas shot 49.3 percent (34-69) from the field and 41.7 percent (5-12) from downtown. Oklahoma was limited to a 35.0 shooting percentage (21-60) on the game.

The Sooners were led by junior Vionise Pierre-Louis with 16 points and seven rebounds.

It was back and forth in the opening frame with neither team leading by more than four points. After the score tied three times, Texas utilized a 6-2 push to close the first quarter with the 23-19 edge.

The Longhorns continued to drive forward in the second stanza, but back-to-back Sooner treys closed the gap to 32-29 Texas at the 2:32 mark. The Horns responded with the next eight points, including a buzzer-beater from Higgs, to end the half with the 40-29 advantage.

Oklahoma held a perfect 8-for-8 mark from the charity stripe and outscored Texas 22-16 in the third. The Horns found their bright spot behind two more triples from McCarty and a huge block off the glass from Holmes to close the quarter, 56-51 Texas.

The Sooner offense held off two Texas advances in the fourth to make it a two-point game (66-64 UT) with 4:41 remaining in regulation. The Longhorns closed on a 20-4 stretch to clinch the game, 86-68.

Next on the slate, the Horns will travel to Lubbock, Texas to take on the Texas Tech Lady Raiders on Saturday, Jan. 21. Tip-off inside the United Supermarkets Arena is set for 6 p.m. CT. A live, subscription-based stream of the game will be available at TexasTech.TV. Fans can purchase a 24-hour pass for \$6.95 to watch the game.

GAME 18	1ST	2ND	3RD	4TH	FINAL
Texas	23	19	22	13	77
Texas Tech	15	11	18	13	57

January 21, 2017 | Lubbock, Texas

Texas (14-4, 8-0)

#	PLAYER	FG	A	3fg	A	FT	A	OR	DR	TR	PF	TP	A	TO	B	S	M	
40	Lang	C	3	8	0	0	2	2	1	4	5	3	8	1	0	0	1	20
11	McCarty	G	6	13	2	5	0	0	0	2	2	0	14	2	0	0	1	30
20	Taylor	G	3	5	0	0	0	0	1	2	3	3	6	3	1	0	1	20
23	Atkins	G	5	10	1	4	2	2	4	0	4	3	13	3	1	0	1	26
24	Holmes	G	5	12	0	0	3	5	4	11	15	2	13	1	0	1	0	24
1	Sutton		2	7	0	1	0	0	1	7	8	2	4	1	3	0	1	19
5	Hosey		0	2	0	0	1	2	1	0	1	1	1	0	1	0	0	7
10	Higgs		4	8	0	1	0	0	1	3	4	1	8	1	1	0	0	13
12	Underwood		0	2	0	0	0	2	1	0	1	2	0	0	1	0	0	6
14	Aborowa		0	1	0	0	0	0	1	2	3	0	0	0	0	0	0	1
22	Foman		0	1	0	0	0	0	0	0	0	0	0	0	0	0	0	1
30	Caron-Goudreau, K.		2	4	0	0	2	2	2	1	3	1	6	0	1	0	0	11
31	Caron-Goudreau, A.		2	2	0	0	0	0	0	1	1	0	4	1	0	0	0	12
	TEAM									0	0	0						
	Totals		32	75	3	11	10	15	17	33	50	18	77	13	9	1	7	200

Texas Tech (11-7, 3-4)

#	PLAYER	FG	A	3fg	A	FT	A	OR	DR	TR	PF	TP	A	TO	B	S	M		
20	Brewer	F	3	6	0	0	0	1	1	1	2	2	6	0	2	1	0	20	
12	Terry	C	7	13	0	0	0	1	2	4	2	6	1	15	1	0	0	27	
2	Cook-Taylor	G	3	11	0	0	2	2	0	4	4	2	8	1	1	1	0	26	
4	Caldwell	G	2	14	1	6	2	4	0	4	4	1	7	4	0	0	2	36	
5	Brooks	G	1	8	1	3	0	0	1	2	3	2	3	3	1	0	0	34	
0	Blair		0	0	0	0	1	2	0	0	0	1	1	0	0	0	1	3	
10	Bright		2	3	2	2	0	0	0	3	3	1	6	1	2	0	0	22	
30	Sanders		0	1	0	0	1	2	2	5	7	3	1	2	3	0	0	14	
32	Olabode		3	4	3	4	1	2	1	3	4	3	10	0	0	0	0	14	
42	McKenzie		0	0	0	0	0	2	0	1	1	1	0	0	0	0	0	4	
	TEAM									0	4	3							
	Totals		21	60		7	15	8	17	9	29	38	17	57	12	14	2	3	200

GAME RECAPS

GAME 19	1ST	2ND	3RD	4TH	FINAL
Texas	17	18	19	12	66
TCU	9	21	8	16	54

January 25, 2017 | Fort Worth, Texas

Texas (15-4, 9-0)

#	PLAYER	FG	A	3fg	A	FT	A	OR	DR	TR	PF	TP	A	TO	B	S	M	
24	Holmes	F	6	12	0	0	3	5	5	9	14	3	15	0	2	2	0	31
40	Lang	C	4	7	0	0	0	0	1	2	3	3	8	0	3	5	0	25
11	McCarty	G	5	14	3	9	1	2	0	1	1	2	14	4	2	1	1	39
20	Taylor	G	2	4	0	0	0	0	2	1	3	4	4	4	2	1	1	22
23	Atkins	G	7	16	3	6	0	0	3	1	4	3	17	2	2	0	3	28
1	Sutton	0	1	0	1	0	0	0	0	0	0	1	0	1	0	0	0	8
10	Higgs	7	11	0	2	0	0	0	1	3	4	2	14	3	3	0	0	22
12	Underwood	0	0	0	0	0	0	0	1	1	0	0	0	0	0	0	0	2
22	Foman	0	2	0	2	0	0	0	0	0	0	0	1	1	0	1	0	4
30	Caron-Goudreau, K.	2	3	0	0	1	2	4	1	5	3	5	2	0	1	0	1	16
31	Caron-Goudreau, A.	0	0	0	0	0	2	1	0	1	1	1	0	0	0	0	0	3
TEAM		0																
Totals		33	70	6	20	5	11	17	24	41	23	77	17	15	10	5	200	

TCU (10-10, 2-7)

#	PLAYER	F	G	A	3fg	A	FT	A	OR	DR	TR	PF	TP	A	TO	B	S	M
0	Okonkwo	F	3	11	2	5	5	6	2	4	6	4	13	2	1	0	1	26
22	Moore	F	1	4	0	0	0	2	4	1	5	5	2	0	3	0	0	16
1	Thompson	G	1	7	0	3	4	4	0	4	4	2	6	0	0	0	0	25
15	Butts	G	3	10	0	0	3	3	2	4	6	4	9	0	5	0	1	23
23	Alix	G	4	10	2	4	2	2	0	1	1	1	12	3	3	0	2	37
4	Ramirez	5	9	3	6	2	2	0	3	3	1	15	0	2	0	0	0	18
21	Coleman	0	1	0	0	0	0	0	0	0	0	0	0	0	0	0	0	6
25	Ray	2	3	1	2	1	2	0	0	1	1	1	6	0	0	0	0	17
33	Akomolafe	1	3	0	0	4	4	2	1	3	2	6	1	1	1	0	2	24
55	Willie	0	2	0	0	0	0	1	1	2	2	0	0	0	1	0	0	8
TEAM		5																
Totals		20	60	8	20	21	25	16	20	36	22	69	6	16	0	6	200	

Officials: Tina Napier, Cameron Inouye, Brian Garland
Technical fouls: Texas - None; TCU - None
Attendance: 2,230

FORT WORTH, Texas – Junior Ariel Atkins led all scorers with 17 points as No. 12/13 Texas Women's Basketball (15-4, 9-0 Big 12 Conference) triumphed over TCU (10-10, 2-6 Big 12 Conference) inside the Schollmaier Arena on Wednesday night, 77-69.

Texas leads the all-time series over TCU, 40-2, and holds a 19-2 mark when the game is played in Fort Worth.

"Credit to TCU," Texas head coach Karen Aston said. "They challenged our discipline in a different way than they did in Austin. With the foul trouble, anytime you get in early foul trouble, it can mess up your rhythm. We've been in a pretty good flow as far as when we sub, in our roles coming of the bench, and it changed a little bit in the first half and I thought it threw us out of our comfort zone."

Atkins totaled 17 points behind a career-high tying three triples while also padding her stats with four rebounds and a game-high three steals. Freshman Joyner Holmes marked her third-straight double dip with 15 points and a game-high 14 boards.

Sophomore Lashann Higgs and junior Brooke McCarty both added 14 points on the evening to round out the Longhorns in the double figures. Senior Kelsey Lang registered eight points while bringing down a game-high five blocks.

As a team, Texas shot 47.1 percent (33-70) from the field and held TCU to a 33.3 shooting percentage (20-60). The Longhorns out-rebounded the Frogs, 41-36, and posted 17 assists to TCU's 6.

The Frogs were led by freshman Amber Ramirez with 15 points.

The Horns trailed the Frogs by one at the 4:46 mark of the opening stanza until an 8-0 spurt in a matter of 41 seconds gave Texas the 18-11 lead. It was an even spread from there, and McCarty layup capped the quarter, 24-18 Longhorns.

Four TCU triples paced the Frogs to a 16-13 scoring advantage over the Horns in the second quarter. Holmes led the way for Texas with eight points to close the half with the 37-34 margin.

It was a close third with Texas holding the narrow 50-49 edge with 1:47 left in the quarter. A 6-2 push ended by a Higgs jumper ended the stanza, 56-51 Texas.

Atkins proved to be the difference maker as she fired off seven-straight points to put the Longhorns up 67-60 headed into the final media timeout. TCU got to within four, but Texas was able to hold the Frogs advance off to claim the 77-69 win.

Next on the slate, Texas will return home to play host to No. 22/22 West Virginia on Sunday, Jan. 29 as part of Exes Weekend. Tip inside the Erwin Center is set for 3 p.m. CT and the game will be televised nationally by FS1.

GAME 20	1ST	2ND	3RD	4TH	FINAL
West Virginia	13	13	19	9	54
Texas	14	16	18	21	69

January 29, 2017 | Austin, Texas

West Virginia (16-6, 4-6)

#	PLAYER	FG	A	3fg	A	FT	A	OR	DR	TR	PF	TP	A	TO	B	S	M			
11	Muldrow	F	4	6	0	1	2	2	1	1	2	5	10	1	4	1	0	12		
15	Montgomery	C	4	5	0	0	3	4	1	4	5	3	11	0	3	1	1	28		
5	Martin	G	2	10	0	1	4	6	0	1	1	1	8	2	0	0	0	36		
12	Ray	G	2	6	0	1	3	4	0	3	3	3	7	3	5	0	4	25		
22	Pardee	G	2	5	2	3	0	0	1	0	1	2	6	0	2	0	1	30		
2	Brewer	2	2	1	1	3	4	0	3	3	4	8	1	2	0	0	24			
13	King	0	7	0	0	0	0	3	4	7	2	0	2	4	0	1	27			
20	Rhodes	2	5	0	0	0	1	2	1	3	1	4	0	1	1	0	12			
24	Martin	0	0	0	0	0	0	0	0	0	0	0	0	1	1	0	6			
TEAM		2																1	7	
Totals		18	46	3	7	15	21	10	18	28	21	54	9	23	4	7	200			

Texas (16-4, 10-0)

#	PLAYER	FG	A	3fg	A	FT	A	OR	DR	TR	PF	TP	A	TO	B	S	M			
24	Holmes	F	4	11	0	0	2	2	3	4	7	3	10	1	3	0	0	19		
40	Lang	C	6	9	0	0	1	1	3	5	8	4	13	0	3	2	0	26		
11	McCarty	G	6	11	3	5	0	0	0	1	1	1	15	6	2	0	1	35		
20	Taylor	G	0	1	0	0	2	2	0	2	2	3	2	0	1	0	1	34		
23	Atkins	G	2	8	0	0	3	4	2	2	4	3	7	5	2	1	1	31		
1	Sutton	0	1	0	0	2	4	1	1	2	0	2	1	1	0	1	8	8		
5	Hosey	1	1	0	0	0	0	0	0	0	0	1	2	0	0	0	1	2		
10	Higgs	5	10	0	0	0	1	0	2	2	1	10	2	1	1	3	26	10		
12	Underwood	1	1	0	0	0	0	2	2	4	3	2	0	2	0	0	0	10		
14	Aborowa	0	0	0	0	0	0	0	0	0	0	0	0	0	0	0	2	2		
30	Caron-Goudreau, K.	0	1	0	0	2	2	0	0	0	0	1	2	0	0	0	0	11		
31	Caron-Goudreau, A.	1	1	1	1	1	1	1	4	5	1	4	0	1	1	0	1	16		
TEAM		0																2	8	200
Totals		26	55	4	6	13	17	12	23	35	21	69	15	18	5	8	200	10		

Officials: Roy Gulbeyan, Gina Cross, Kevin Petteth
Technical fouls: West Virginia - None; Texas - None
Attendance: 4,123

AUSTIN, Texas – No. 12/13 Texas Women's Basketball (16-4, 10-0 Big 12 Conference) capped its first perfect January since 1989 as it pushed past No. 22/22 West Virginia (16-6, 4-6 Big 12 Conference) inside the Erwin Center on Sunday afternoon, 69-54.

The Longhorns are now on a 14-win streak and boast their best opening conference record in program history.

Texas leads the all-times series over West Virginia, 8-5, and holds a perfect 5-0 record when the game is played in Austin. Today's win marks the Longhorns' second-straight season sweep over the Mountaineers.

"Neither team would probably say it was the best executed game offensively," said Texas head coach Karen Aston. "I think it had a lot to do with both teams playing competitively defensively. It was really just two tough, defensively minded teams."

Junior Brooke McCarty led all scorers with 15 points behind a 3-5 effort from downtown. She also tied her season high with six assists. Senior Kelsey Lang totaled 13 points and picked up game highs in both rebounds and blocks with eight and two, respectively.

Sophomore Lashann Higgs lifted the bench with 10 points and a team-high three steals.

As a team, Texas shot 47.3 percent (26-55) from the field while holding West Virginia to a 39.1 shooting percentage (18-46). The Horns outrebounded the Mountaineers, 35-28, and dished out 15 assists.

West Virginia was led by senior Lanay Montgomery with 11 points.

WVU held the early 6-2 edge, but Texas managed to tie things at 10 after a spin-move jumper from Lang. Two straight buckets from Higgs put the Horns on top by four, but the Mountaineers knocked down a triple at the buzzer to cut the lead to 14-13 Texas.

A 5-0 West Virginia push put the Mountaineers on top again, but the Horns responded with a 7-0 spread of their own to take the 21-18 advantage at the media. Texas stayed in control to lead 30-26 at the half.

McCarty led the way for the Horns with seven points and her first triple of the game in the third quarter, but West Virginia used 66.7 shooting percentage (6-9) to make it a one-possession game at the end of the third, 48-45 Texas.

As steady as ever, McCarty knocked down consecutive threes within 41 seconds of each other to put the Longhorns on top by nine (54-45) at the 8:11 mark of the fourth. Texas held WVU scoreless for over five minutes and held the 21-9 scoring edge to narrow in on the 69-54 victory.

Coming up, Texas will travel to Stillwater, Okla. to match up against Oklahoma State on Wednesday, Feb. 1. Tip inside the Gallagher-Iba Arena is set for 7 p.m. CT and the game will be carried live on Fox Sports Oklahoma.

GAME 21	1ST	2ND	3RD	4TH	FINAL
Texas	26	13	28	18	85
Oklahoma St.	19	23	18	11	71

February 1, 2017 | Stillwater, Okla.

Texas (17-4, 11-0)

#	PLAYER	FG	A	3fg	A	FT	A	OR	DR	TR	PF	TP	A	TO	B	S	M	
24	Holmes	F	4	7	0	0	4	4	3	2	5	2	12	1	2	1	0	18
40	Lang	C	10	14	0	0	1	1	2	10	12	3	21	0	1	2	0	34
11	McCarty	G	6	11	4	7	0	0	0	2	2	1	16	8	0	0	0	33
20	Taylor	G	1	3	0	0	0	0	1	0	1	3	2	6	2	0	0	20
23	Atkins	G	11	13	3	3	1	1	2	1	3	3	26	0	1	0	2	23
1	Sutton	0	4	0	1	0	0	0	1	1	3	0	4	1	0	2	15	
5	Hosey	1	2	0	0	0	0	1	1	2	1	2	0	2	0	0	9	
10	Higgs	2	5	0	1	0	0	1	3	4	4	4	1	1	0	1	15	
12	Underwood	0	3	0	0	2	1	0	1	1	1	0	0	0	0	0	17	
30	Caron-Goudreau, K.	1	1	0	0	0	0	1	1	2	2	2	0	1	0	0	5	
31	Caron-Goudreau, A.	0	0	0	0	0	0	0	0	0	3	0	0	1	1	0	11	
TEAM		0																0
Totals		36	63	7	12	6	8	12	22	34	26	85	20	12	4	5	200	

Oklahoma State (13-8, 3-7)

#	PLAYER	
---	--------	--

GAME RECAPS

GAME 22	1ST	2ND	3RD	4TH	FINAL
Kansas State	16	18	25	14	73
Texas	17	8	16	22	63

February 4, 2017 | Austin, Texas

Kansas State (17-7, 7-5)

#	PLAYER	FG	A	3fg	A	FT	A	OR	DR	TR	PF	TP	A	TO	B	S	M
1	Page, K.	F	1	6	1	4	0	0	0	3	3	1	3	0	3	1	29
50	Martin	F	1	4	0	2	0	0	1	0	1	2	2	2	3	0	14
22	Lewis	C	6	11	0	0	2	6	1	3	4	3	14	0	3	0	30
21	Middlebrook	G	5	12	1	1	1	1	0	4	4	12	1	2	0	0	35
24	Wesemann	G	6	11	2	5	7	7	0	3	3	3	21	4	2	0	37
0	Sheble		0	0	0	0	0	0	0	0	0	0	0	0	0	0	6
3	Page, L.		1	5	0	3	0	0	0	0	0	1	2	0	0	0	5
10	Goth		0	1	0	0	0	0	0	0	0	0	0	0	2	0	9
11	Williams		1	3	0	0	0	0	3	4	7	0	2	0	0	0	17
12	Thomson		0	0	0	0	0	0	0	0	0	0	0	0	0	0	6+
13	Willock		1	3	0	0	0	0	3	6	9	5	2	0	5	1	0
	TEAM								2	1	3						
	Totals		22	56	4	15	10	14	10	24	34	19	58	7	21	2	3
																	200

Texas (18-4, 12-0)

#	PLAYER	FG	A	3fg	A	FT	A	OR	DR	TR	PF	TP	A	TO	B	S	M	
24	Holmes	F	9	16	0	0	3	5	4	5	9	4	21	2	4	2	3	34
40	Lang	C	4	9	0	0	2	2	3	6	9	2	10	1	2	5	1	35
11	McCarty	G	4	8	2	3	1	2	1	5	6	1	11	2	1	0	1	39
20	Taylor	G	3	9	0	0	0	0	1	2	3	3	6	3	2	0	0	22
23	Atkins	G	2	6	1	2	0	0	0	1	1	3	5	2	2	0	2	34
1	Sutton		0	2	0	1	0	0	0	0	0	0	0	1	0	0	0	8
5	Hosey		0	0	0	0	0	0	0	0	0	0	0	0	0	0	0	6+
10	Higgs		2	4	0	0	1	6	1	2	3	2	5	2	4	0	0	13
12	Underwood		0	1	0	0	0	0	0	0	0	0	0	0	0	0	0	4
21	Caron-Goudreau, A.		2	5	0	0	1	2	0	2	2	5	1	0	0	0	2	11
	TEAM								1	3	4							
	Totals		22	60	3	6	8	17	13	24	37	17	63	14	15	7	9	200

Officials: Beverly Roberts, Tina Napier, Maj Forsberg

Technical fouls: Kansas State - None; Texas - McCarty, Brooke

Attendance: 3,781

AUSTIN, Texas – In a match that came down to the wire, freshman Joyner Holmes posted a team-high 21 points as No. 12/13 Texas Women's Basketball (18-4, 12-0 Big 12 Conference) overcame Kansas State (17-7, 7-5 Big 12 Conference) inside the Erwin Center on Saturday evening, 63-58.

With the win, the Longhorns tie their program record for consecutive Big 12 Conference wins with 12. The last time Texas has reached this mark was during the stretch between Jan. 29, 2003 to Jan. 10, 2004.

Texas leads the all-times series over Kansas State, 19-14, and has swept the last two season series.

"This was a really fought hard game," said Texas head coach Karen Aston. "I thought our players showed some resilience today."

Holmes also added nine rebounds and a game-high three steals.

Senior Kelsey Lang became the 41st player in program history to reach the 1000-point milestone. She was one shy of her double-dip for the night with 10 points and nine boards. Lang also posted a game-high five blocks, moving her into seventh place on UT's all-time career blocks list with 160.

Junior Brooke McCarty rounded out the Horns in the double-figures with 11 points while senior Brianna Taylor totaled a team-high three assists.

As a team, Texas shot 43.3 percent (25-60) from the floor while holding Kansas State to a 39.3 shooting percentage (22-56). The Longhorns dominated every category, including a 37-34 rebounding margin and 9-3 advantage in steals.

Kansas State was led by senior Kindred Wesemann with 21 points.

The Wildcats opened on a 6-0 spread, but the Longhorns regrouped with an 8-0 rally of their own to take their first lead at the 6:32 mark. Texas pushed its lead to as many as seven, but a KSU three-point play ended the stanza, 20-16 Horns.

The low-scoring second quarter included a nearly four-minute scoreless period, and a 10-7 Wildcat scoring advantage made it a narrow 27-26 ballgame in Texas' favor at the half.

Kansas State lifted the lid on the second half with the first eight points to regain control, 34-37, at the 8:23 mark. The Texas offense caught fire with a 14-0 run including eight-straight points from Holmes, and the Longhorns closed the third with the 44-38 lead.

The Wildcats found their strength from beyond the arc in the closer to make it a tie ball game at 57 with 2:54 remaining in regulation. Two layups from Holmes pushed the momentum in favor of Texas, and free throws ended the game, 63-58 Longhorns.

Coming up next, Texas will play No. 2/2 Baylor in Waco, Texas on Monday, Feb. 6. Tip inside the Ferrell Center is set for 7 p.m. and the game will be carried live on FS1.

GAME 23	1ST	2ND	3RD	4TH	FINAL
Texas	23	24	20	18	85
Baylor	16	19	19	25	79

February 6, 2017 | Waco, Texas

Texas (19-4, 13-0)

##	PLAYER	FG	A	3fg	A	FT	A	OR	DR	TR	PF	TP	A	TO	B	S	M	
24	Holmes	F	6	12	0	0	6	7	0	10	10	3	18	2	1	2	2	35
40	Lang	C	0	5	0	0	1	2	3	6	9	4	1	2	2	3	0	33
11	McCarty	G	9	14	2	5	2	4	1	4	5	0	22	4	3	0	1	35
20	Taylor	G	1	2	0	0	0	0	0	1	1	4	2	0	1	0	1	13
23	Atkins	G	8	12	1	3	3	5	2	1	3	3	20	1	1	0	1	35
1	Sutton		2	3	0	0	0	0	0	1	1	0	4	1	0	0	0	8
10	Higgs		6	12	0	2	4	6	1	1	2	1	16	1	0	0	1	25
12	Underwood		1	2	0	0	0	0	1	1	2	1	2	0	1	0	0	5
31	A. Caron-Goudreau		0	2	0	0	0	0	1	0	1	0	0	0	1	1	0	11
TEAM																		
Totals		33	64	3	10	16	24	12	26	38	16	85	11	10	6	6	2	200

Baylor (23-2, 12-1)

##	PLAYER	FG	A	3fg	A	FT	A	OR	DR	TR	PF	TP	A	TO	B	S	M	
13	Davis	F	3	10	0	0	2	3	1	2	3	4	8	1	1	3	1	28
21	Brown	C	9	15	0	0	6	9	3	3	6	2	24	2	3	2	0	35
4	Wallace	G	3	8	1	2	0	0	2	5	7	4	7	6	0	0	0	38
12	Prince	G	5	13	4	6	0	0	1	5	6	1	14	4	2	2	0	35
30	Jones	G	7	12	3	4	2	2	1	3	4	4	19	7	2	0	0	31
1	Cohen		1	1	0	0	0	0	1	1	2	1	2	0	1	0	0	5
15	Cox		1	5	0	0	2	2	1	1	2	2	4	1	2	1	1	14
20	Landrum		0	0	0	0	0	0	0	0	0	0	0	0	0	0	0	1
24	Chou		0	0	0	0	0	0	1	0	1	1	0	0	1	0	0	3
55	Cave		0	2	0	0	1	2	1	2	3	0	1	0	1	0	0	10
TEAM									2	1	3							
Totals			29	66	8	12	13	18	14	23	37	19	79	21	13	8	2	200

Officials: Lisa Jones, Brenda Pantoja, Doug Knight

Technical fouls: Texas - None; Baylor - None

Attendance: 7,054

WACO, Texas – Junior Brooke McCarty totaled a season-high 22 points and freshman Joyner Holmes posted her sixth double-dip of the season as No. 11/13 Texas Women's Basketball (19-4, 13-0 Big 12 Conference) broke No. 2/2 Baylor's (23-2, 12-1 Big 12 Conference) 21-game winning streak and handed the Lady Bears their first inside the Ferrell Center in nearly three years on Monday night, 85-79.

With the win, Texas snaps its 14-game losing streak to Baylor. The game also marked the Horns' first win over BU since March 7, 2010 and the first ever for Texas head coach Karen Aston.

The Longhorns now boast the second-best active win streak in the NCAA with 17 and hold a perfect 13-0 record in Big 12 Conference play for the first time in program history.

Texas leads the all-times series over Baylor, 58-35.

"This was a really good basketball game," said Aston. "You saw tonight how good the Big 12 was. I'm really proud of our players. I thought they were tough tonight."

McCarty's 22-point night came from a 9-14 effort from the field and made her the 42nd member of the Texas 1,000-point club. She padded her stats with five rebounds and four assists.

Holmes' double-double was the result of 18 points and a game-high 10 rebounds. She also added two assists, blocks, and steals on the night.

Junior Ariel Atkins notched 20 points with three rebounds, and sophomore Lashann Higgs rounded out the Longhorns in double-digits with a season-high 16 points.

As a team, Texas shot 51.6 percent (33-64) from the field while holding Baylor to a 43.9 shooting percentage (29-66). The Longhorns outrebounded the Lady Bears, 38-37, and swiped six steals to BU's two.

Baylor was led by sophomore Kalani Brown with 24 points.

McCarty got things firing for Texas on all cylinders with 10 points in the first quarter. After a Baylor free throw got the Lady Bears within four, the junior fired off a triple from way downtown to beat the buzzer and give Texas the 23-16 lead.

Texas shot 73.3 percent (11-15) in the second quarter. Equal 12-point performances from Atkins, Holmes, and McCarty sent the Longhorns into the locker room with the 47-35 edge at the half.

The Horns took their largest lead of the game, a 16-point spread, after a McCarty jumper at the 7:50 mark of the third. Texas kept its edge in double-figures with strong paint play accounting for 12 of its 19 points to end the quarter, 67-54.

The Baylor offense wasn't done yet, pushing out on a 25-5 charge to tie things at 76 with 1:28 remaining in regulation. Holmes captured the next four straight points, and senior Brianna Taylor took a charge that ignited the flame in Texas. Baylor knocked down a triple in the final seconds, but a Taylor layup with four seconds on the clock handed the Longhorns their first win over BU since 2010, 85-79.

Next on the schedule, Texas will return home to host Kansas on Saturday, Feb. 11. Tip inside the Erwin Center is set for 1:30 p.m. and the game will be carried live on Longhorn Network.

GAME 24	1ST	2ND	3RD	4TH	FINAL
Kansas	10	8	9	15	42
Texas	17	19	20	19	75

February 11, 2017 | Austin, Texas

Kansas (8-17, 2-12)

#	PLAYER	FG	A	3fg	A	FT	A	OR	DR	TR	PF	TP	A	TO	B	S	M	
0	Umeri							2	4	0	0	3	2	0	0	0	16	
3	Washington	G	4	17	4	10	3	4	1	3	4	2	15	0	2	0	1	26
20	Christopher	G	2	6	0	1	0	0	0	1	1	1	4	1	2	0	1	29
22	Cheadle	G	1	4	0	1	0	0	2	4	6	1	2	3	3	0	0	22
33	Kopatich	G	4	13	4	8	2	2	1	3	4	1	14	2	1	0	1	35
1	Lott		0	0	0	0	0	0	0	0	0	1	0	1	0	0	2	
2	Calvert		0	3	0	1	0	0	0	0	0	0	0	0	0	0	1	6
4	Brown		0	1	0	0	0	0	1	1	2	2	0	0	1	0	0	16
12	O'Neal		1	4	1	3	0	0	1	1	2	0	3	0	0	0	1	18
15	Robertson		0	5	0	0	0	2	0	0	0	1	0	0	1	0	0	7
25	ManningAllen		1	8	0	0	0	0	2	2	4	2	2	1	2	1	0	21
	TEAM							5	2	7								
	Totals		13	61	9	24	7	12	13	17	30	14	42	8	12	1	5	200

Texas (20-4, 14-0)

#	PLAYER	F	G	A	3fg	A	FT	A	OR	DR	TR	PF	TP	A	TO	B	S	M
24	Holmes	F	6	10	0	0	3	5	6	7	13	2	15	3	3	0	0	23
40	Lang	C	5	7	0	0	0	0	2	4	6	2	10	1	1	3	0	23
11	McCarty	G	3	8	1	4	0	0	0	4	4	0	7	3	0	0	0	24
20	Taylor	G	2	4	0	0	1	2	0	1	1	2	5	0	1	0	1	17
23	Atkins	G	3	8	0	1	2	2	4	1	5	1	8	2	0	1	1	23
1	Sutton	1	4	0	0	0	0	0	0	4	4	0	2	4	1	0	0	21
5	Hosey	2	5	0	0	4	4	0	2	2	0	8	1	0	0	0	1	10
10	Higgs	3	6	0	1	0	2	4	3	7	3	6	1	0	0	1	1	19
12	Underwood	3	9	0	0	0	1	1	3	4	2	6	0	2	2	0	0	18
14	Abrowa	2	5	0	0	0	0	2	1	3	1	4	0	0	2	0	0	10
31	Caron-Goudreau, A.	2	3	0	0	0	0	2	4	6	2	4	1	1	5	1	1	12
TEAM																		
Totals		32	69	1	6	10	16	22	37	59	15	75	16	9	13	5	200	

GAME RECAPS

GAME 25	1ST	2ND	3RD	4TH	OT	2OT	FINAL
Texas	14	12	23	22	9	12	92
Florida State	15	20	24	12	9	8	88

February 13, 2017 | Tallahassee, Fla.

Texas (21-4, 14-0)

#	PLAYER	FG	A	3fg	A	FT	A	OR	DR	TR	PF	TP	A	TO	B	S	M	
24	Holmes	F	6	16	0	1	2	3	6	8	14	5	14	1	5	3	0	39
40	Lang	C	4	7	0	0	0	0	2	3	5	5	8	2	1	0	0	27
11	McCarty	G	11	16	5	8	2	4	0	5	5	2	29	8	4	0	1	50
20	Taylor	G	0	0	0	0	1	2	1	2	3	5	1	2	2	0	0	19
23	Atkins	G	8	16	0	3	5	6	3	4	7	3	21	2	4	0	2	38
1	Sutton	0	2	0	1	0	0	0	1	1	1	0	0	0	0	0	0	9
5	Hosey	2	3	0	0	0	2	0	1	1	0	4	0	0	0	0	1	8
10	Higgs	3	9	0	0	2	3	2	4	6	0	8	1	3	1	1	31	
12	Underwood	0	0	0	0	0	0	0	1	1	0	0	0	0	0	0	0	2
14	Aborowa	1	1	0	0	0	0	0	0	0	0	1	2	0	0	0	0	2
31	Caron-Goudreau, A.	2	3	0	0	1	2	1	3	4	5	5	1	1	3	0	25	
TEAM		0 0 0																
Totals		37	73	5	13	13	22	15	32	47	27	92	17	21	7	5	250	

Florida State (23-3, 11-1)

#	PLAYER	FG	A	3fg	A	FT	A	OR	DR	TR	PF	TP	A	TO	B	S	M
20	Thomas	F	9	34	0	0	5	7	4	7	11	3	23	1	3	0	42
23	Slaughter	F	1	3	0	0	2	2	3	0	3	5	4	0	0	0	14
10	Romero	G	4	7	1	3	3	1	0	1	5	12	0	1	0	2	26
12	Brown	G	5	14	2	5	1	2	2	3	5	3	13	4	2	0	145
32	Wright	G	4	12	3	8	0	0	0	1	1	2	11	2	2	0	143
11	Conde	0	4	0	1	5	6	5	0	5	0	5	2	2	0	1	29
24	Ekhomu	1	2	0	0	0	0	1	0	1	1	2	1	1	0	0	8
25	Degbeon	3	4	0	0	7	8	2	3	5	1	13	0	2	0	1	18
50	White	2	6	0	1	1	4	3	2	5	2	5	1	1	0	1	25
TEAM		6 2 8															
Totals		29	86	6	18	24	32	27	18	45	22	88	11	14	0	7	250

Officials: Bryan Enterline, Maj Forsberg, Felicia Grinter

Technical fouls: Texas - None; Florida State - None

Attendance: 3,621

TALLAHASSEE, Fla. -- Junior Brooke McCarty proved to be the anchor with a career-high 29 points while playing all 50 minutes as No. 8/10 Texas Women's Basketball (21-4, 14-0 Big 12 Conference) posted a 92-88 win in a double-overtime thriller at No. 4/4 Florida State (23-3, 11-1 ACC) inside the Tucker Center on Monday night. This is the first time Texas has played in a double overtime game since January 29, 2015 against Oklahoma.

"I just can't get over how tough we were," said Texas head coach Karen Aston. "I could not be any more proud of our coaches and players."

Along with her game-high 29 points, McCarty tied her season highs with five triples and eight assists. Junior Ariel Atkins added 21 points along with seven boards and a team-high two steals. Freshman Joyner Holmes dropped her eighth double-double of the season with 14 points and 14 rebounds.

As a team, Texas shot 50.7 percent (37-73) from the field while holding Florida State to a 33.7 shooting percentage (29-86). The Horns outrebounded the Seminoles, 47-45, and posted 17 assists to FSU's 11. Florida State was led by junior Shakayla Thomas with 23 points and 11 rebounds.

A McCarty triple broke the seal for Texas in the opening quarter. After trailing 13-8, the Horns used a 5-0 run to tie things at 13 at the 1:26 mark. An Atkins free throw gave Texas the one-point edge, but a Seminole layup closed the stanza, 15-14 Florida State.

The Seminoles extended their lead to as many as 11 points in the second quarter, but five straight points from McCarty cut the margin to 27-21 with 5:13 left in the first half. FSU powered forward with two triples and held a 35-26 advantage at the break.

A 7-2 Horns' run made it a four-point game early in the third, but Texas foul trouble allowed the Seminoles to capture their last five points from the stripe. Florida State led by as many as 13, but a McCarty triple at the buzzer gave life to the Horns offense and closed the quarter, 59-48 FSU.

The Longhorns managed an 11-0 run in the heart of the fourth to chase down the Seminoles and make it a one-point game (61-60) with 5:24 remaining. Atkins drained three straight buckets to hand Texas its first lead of the night since the opening minutes, and another basket from Holmes made it 68-63 Texas at the 1:25 mark.

Down by three with seconds remaining, FSU brought down an offensive board and drained its only three-pointer of the second half to force overtime, 71-71.

It was back and forth in the first period of overtime. With the score tied at 80 and just seconds left on the game clock, McCarty tossed up a last-second jumper that bounced in and out, sending the game into a second overtime.

It was Texas who held the 89-88 edge at the 1:35 mark of double overtime, and sophomore Olanmide Aborowa made a huge layup with 1:11 on the clock to put the Horns up by three. The Seminoles had possession with 16 seconds remaining and got two shots at tying the score, before freshman Jada Underwood came away with the defensive board. Sophomore Lashann Higgs was fouled with one second remaining and a closing free throw sealed the thriller for Texas, 92-88.

Next on the schedule, Texas will travel to Norman, Okla. to face No. 19/20 Oklahoma on Saturday, Feb. 18. Tip inside the Lloyd Noble Center is scheduled for 1 p.m. Central, and the game will be televised by Fox Sports Net.

GAME 26	1ST	2ND	3RD	4TH	FINAL
Texas	20	18	21	14	73
Oklahoma	21	21	14	18	74

February 18, 2017 | Norman, Okla.

Texas (21-5, 14-1)

#	PLAYER	FG	A	3fg	A	FT	A	OR	DR	TR	PF	TP	A	TO	B	S	M	
24	Holmes	F	3	7	0	0	2	2	4	4	8	5	8	4	4	0	2	32
40	Lang	C	6	14	0	0	1	2	6	2	8	3	13	2	3	2	0	32
11	McCarty	G	5	14	2	5	4	4	1	3	4	2	16	2	2	0	0	40
20	Taylor	G	2	7	0	0	1	2	1	8	9	1	6	6	3	1	2	33
23	Atkins	G	3	9	2	3	3	4	1	0	1	4	11	1	1	0	1	24
1	Sutton	1	1	1	1	0	0	0	1	1	0	3	0	0	0	0	0	5
10	Higgs	3	9	1	2	0	0	0	1	1	1	7	2	0	0	2	19	
12	Underwood	2	4	0	0	0	0	0	0	0	0	4	0	0	0	0	4	
31	Caron-Goudreau, A.	2	3	0	0	2	2	3	1	4	2	6	0	1	0	0	0	11
TEAM		3 1 4																
Totals		27	68	6	11	13	16	19	21	40	18	73	17	15	3	7	200	

Oklahoma (21-6, 12-3)

#	PLAYER	FG	A	3fg	A	FT	A	OR	DR	TR	PF	TP	A	TO	B	S	M		
32	Mulkey	C	3	4	0	0	1	2	0	0	0	1	7	0	1	1	2	17	
10	Little	G	5	12	3	6	2	2	1	1	2	1	15	0	1	0	1	37	
21	Ortiz	G	5	10	1	2	3	3	1	4	5	3	14	5	0	0	2	36	
25	Carter	G	3	5	0	0	4	4	0	5	5	3	10	1	1	0	0	30	
33	Dungee	G	2	10	1	5	0	0	0	7	7	4	5	5	4	0	0	37	
00	Pierre-Louis	9	12	0	0	5	7	1	3	4	5	21	0	4	3	0	23	03	
1	Williams	1	2	0	0	0	0	0	1	1	0	2	0	1	0	0	10	0	
2	Edwards	0	0	0	0	0	0	0	0	0	0	1	0	0	0	0	0	6	
3	Wyatt	0	0	0	0	0	0	0	0	0	0	0	0	0	0	1	0	0	2
30	Treece	0	0	0	0	0	0	0	0	0	0	0	0	0	1	0	0	2	0
TEAM		5 3 8																	
Totals		27	55	5	13	15	18	8	24	32	18	74	11	14	4	5	200	0	0

Officials: Lisa Mattingly, Lisa Jones, Jesse Dickinson

Technical fouls: Texas - None; Oklahoma - None

Attendance: 6,038

NORMAN, Okla. -- Junior Brooke McCarty posted a team-high 16 points as No. 8/8 Texas Women's Basketball (22-5, 14-1 Big 12 Conference) dropped its first Big 12 game of the season in a nail-biter to No. 19/19 (21-6, 12-3 Big 12 Conference) inside the Floyd Noble Center on Saturday afternoon.

Texas leads the all-times series over Oklahoma, 29-25, and splits the season series with the Sooners.

"You have to give Oklahoma a lot of credit," said Texas head coach Karen Aston. "We were out of sorts. We just couldn't execute the things we needed to."

McCarty complimented her 16 points with four rebounds and two assists. Senior Kelsey Lang finished just short of her double-dip with 13 points and eight rebounds.

Junior Ariel Atkins rounded out the Horns in double figures with 11 points and four boards while senior Brianna Taylor tied her career-high with six assists.

As a team, Texas shot 39.7 percent (27-68) while Oklahoma managed a 49.1 shooting percentage (27-55). The Longhorns outrebounded the Sooners, 40-32.

Oklahoma was led by junior Vionise Pierre-Louis with 21 points.

Neither team led by more than four points in the opening stanza. A McCarty triple tied the game at 11 with 5:03 remaining in the quarter, but the back and forth battle favored Oklahoma at the end of the first, 21-20.

The Sooners led by as many as six after a three-pointer at the 7:25 mark of the second, but a 6-0 Texas rally deep in the quarter made it an even 38-38 match with 1:35 left in the half. Oklahoma managed to capture the last four points to head into the locker room with the 42-38 lead.

A 7-0 Longhorns push capped with an Atkins jumper off a no-look pass put Texas up by three (49-46) at the 5:35 mark of the third. It remained a one-possession ball game from that point, but sophomore Lashann Higgs made an unbelievable buzzer beater from beyond half court to put Texas ahead, 59-56.

After the Horns increased their margin to six (62-56), the Sooners fired off a triple and layup to slow the Texas momentum and make it a one-point game (62-61 Longhorns) with 6:58 remaining in regulation. It was an even spread from there with a Sooner layup tying things at 70 all with 50 seconds on the clock.

Oklahoma's strength from downtown proved to be the difference maker down the stretch. The Sooners knocked down a triple off an inbound pass with three seconds remaining, and a quick Texas foul made the difference four (74-70) after one from the charity stripe. Freshman Alecia Sutton beat the buzzer with a three-pointer of her own, but the Sooners squeaked by with the 74-73 victory.

Coming up, Texas will return home to host No. 4/4 Baylor on Monday night. Tip-off inside the Erwin Center is set for 8 p.m. CT and the game will be carried nationally on ESPN2.

GAME 27	1ST	2ND	3RD	4TH	FINAL
Baylor	10	15	20	25	70
Texas	18	18	16	15	67

February 20, 2017 | Austin, Texas

Baylor (26-2, 15-1)

#	PLAYER	FG	A	3fg	A	FT	A	OR	DR	TR	PF	TP	A	TO	B	S	M	
13	Davis	F	2	9	0	0	0	3	6	2	1	3	1	7	0	1	0	21
21	Brown	C	10	12	0	0	0	15	16	5	8	13	2	35	1	3	2	37
4	Wallace	G	2	5	0	1	2	2	0	3	3	4	6	5	6	0	0	40
12	Prince	G	2	5	0	0	0	2	0	6	6	3	4	1	4	2	1	38
30	Jones	G	0	4	0	0	0	0	0	0	0	1	0	1	2	0	1	9
1	Cohen	2	6	0	0	2	4	3	4	7	3	6	0	0	0	0	0	21
15	Cox	3	7	0	0	0	1	3	2	5	2	6	2	0	0	0	0	13
24	Chou	0	1	0	0	0	0	0	0	0	1	0	0	1	0	0	5	5
32	Mompremier	2	3	0	0	0	0	2	0	2	1	4	0	2	0	0	0	6
55	Cave	0	2	0	0	2	2	0	1	1	0	2	0	0	0	1	0	10
TEAM		2 1 3																
Totals		23	54	0	1	24	33	17	26	43	19	70	10	19	5	4	200	

Texas (21-6, 14-2)

#	PLAYER	FG	A	3fg	A	FT	A	OR	DR	TR	PF	TP	A	TO	B	S	M	
24	Holmes	F	3	14	0	0	1	5	7	12	5	7	1	3	1	1	36	
40	Lang	C	2	2	0	0	1	2	1	2	3	2	5	0	0	1	16	
11	McCarthy	G	6	15	4	9	0	0	1	1	2	16	3	2	0	0	39	
20	Taylor	G	0	2	0	0	2	2	3	5	3	2	3	4	0	2	22	
23	Atkins	G	4	17	1	4	5	5	2	3	5	1	14	0	0	0	30	
1	Sutton		2	3	0	1	0	0	1	1	2	0	4	2	0	0	11	
5	Hosey		0	0	0	0	2	4	1	0	1	1	2	0	0	0	5	
10	Higgs		4	10	1	2	0	0	2	0	2	3	9	2	1	0	20	
12	Underwood		0	0	0	0	0	0	0	0	0	1	0	0	0	0	4	
14	Aborawa		2	6	0	0	0	0	2	2	4	4	4	0	0	0	9	
31	Cason-Goudreau, A		2	2	0	0	0	0	0	0	0	5	4	0	0	0	8	
TEAM																		
Totals		25	71		6	16	11	14	17	18	35	27	67	11	10	2	8	200

GAME RECAPS

GAME 28	1ST	2ND	3RD	4TH	FINAL
Iowa State	22	15	21	12	70
Texas	19	14	21	12	66

February 24, 2017 | Austin, Texas

Iowa State (17-11, 8-9)

#	PLAYER	FG	A	3fg	A	FT	A	OR	DR	TR	PF	TP	A	TO	B	S	M	
32	Burkhill	F	0	4	0	1	0	0	0	6	6	1	0	0	1	0	18	
3	Durr	G	2	3	0	0	0	0	1	2	3	1	4	0	0	0	28	
11	Buckley	G	5	13	0	2	4	7	0	1	1	1	14	5	3	0	38	
12	Johnson	G	7	15	4	7	4	6	0	6	6	2	22	1	1	0	1	37
21	Carleton	G	7	10	2	3	2	2	1	4	5	4	18	1	5	2	4	29
4	Bowe		2	7	2	7	0	0	0	2	2	2	6	0	0	1	0	26
22	Starks		3	4	0	0	0	0	1	2	3	1	6	0	0	0	0	24
TEAM									2	2	4							
Totals		25	56	8	20	10	15	5	25	30	12	70	7	10	3	5	200	

Texas (21-7, 14-3)

#	PLAYER	FG	A	3fg	A	FT	A	OR	DR	TR	PF	TP	A	TO	B	S	M	
24	Holmes	F	5	12	0	0	0	1	5	6	3	10	1	1	0	0	24	
40	Lang	C	3	6	0	0	0	0	3	4	7	2	6	2	1	1	0	34
11	McCarty	G	5	8	1	3	1	2	0	6	6	3	12	1	2	0	1	31
20	Taylor	G	4	9	0	0	3	4	1	4	5	1	11	1	3	1	0	22
23	Atkins	G	4	9	0	0	1	1	5	1	6	5	9	1	0	1	4	28
1	Sutton	4	11	2	8	0	0	1	2	3	3	10	2	1	0	0	29	
10	Higgs	2	11	0	1	0	1	1	2	3	2	4	2	2	0	0	20	
12	Underwood	0	1	0	0	0	0	0	0	0	0	0	0	0	0	0	3	
21	Caron-Goudreau, A.	1	3	0	0	2	2	5	1	6	1	4	0	2	1	0	9	
TEAM								2	1	3								
Totals		28	70	3	12	7	10	19	26	45	20	66	10	12	4	5	200	

Officials: Dee Kantner, Bob Trammell, Roy Gulbeyan

Technical fouls: Iowa State - None; Texas - None.

Attendance: 4,555

AUSTIN, Texas – Four Longhorns scored in the double-figures as No. 6/10 Texas Women's Basketball (21-7, 14-3 Big 12 Conference) dropped its final regular season home game to Iowa State (17-11, 8-9 Big 12 Conference) inside the Erwin Center on Friday evening, 70-66.

Iowa State leads the all-times series over Texas, 18-14.

"You are always disappointed when it's senior night and you do not take care of your business," said Texas head coach Karen Aston. "Credit to Iowa State. They have been playing very good basketball."

Junior Brooke McCarty led the way for Texas with 12 points and tied her season-high with six rebounds. Senior Brianna Taylor followed suit with 11 points and five rebounds.

Freshmen Joyner Holmes and Alecia Sutton rounded out the Horns in double-digits with 10 points apiece.

As a team, Texas shot 40.0 percent from the field (28-70) while Iowa State shot at a 46.4 percentage (26-56). The Longhorns outrebounded the Cyclones, 45-30.

Iowa State was led by senior Seanna Johnson with 22 points.

The Horns jumped out on an 8-2 spread in the opening minutes, but three-straight buckets for the Cyclones allowed them to take the 15-14 lead with 2:13 remaining in the first quarter. After evening the score twice more, Iowa State fired off a triple to end the stanza, 22-19.

Iowa State never relinquished control in the second quarter, padding its lead to as many as seven after a layup at the 4:46 mark. Four consecutive points from Taylor and a Lang layup got the Horns back within one (32-31 ISU), but the Cyclones held the 37-33 edge headed into the half.

ISU took its largest advantage of the night, an 8-point difference, with 4:55 remaining in the third. Five late points off the hands of McCarty and junior Ariel Atkins cut the margin to one with 45 seconds remaining in the quarter, but another Cyclones triple beat the shot clock to make their lead 58-54.

A 6-0 push gave Texas its first advantage of the game since the opening minutes, 60-58, with 7:16 remaining in regulation, but Iowa State responded with nine points to lead 67-60. The Longhorns continued to battle back, and a Sutton layup off an Atkins steal made it a two-point game with 44 seconds remaining, 68-66 ISU. The Horns were unable to convert their last possession and two from the line handed the game to Iowa State, 70-66.

Up next, Texas will travel to Manhattan, Kan. on Monday, Feb. 27 to conclude its regular season slate at Kansas State. Tip inside Bramlage Coliseum is set for 7 p.m. CT and the game will be carried live on ESPN3.

GAME 29	1ST	2ND	3RD	4TH	FINAL
Texas	9	18	18	24	69
Kansas State	5	14	22	20	61

February 27, 2017 | Manhattan, Kan.

Texas (22-7, 15-3)

#	PLAYER	FG	A	3fg	A	FT	A	OR	DR	TR	PF	TP	A	TO	B	S	M	
24	Holmes	F	6	14	0	0	5	5	3	4	7	3	17	3	1	1	34	
40	Lang	C	2	6	0	0	0	0	1	4	5	3	4	1	1	3	1	21
10	Higgs	G	6	11	0	0	4	5	0	2	2	2	16	1	2	0	2	19
11	McCarty	G	1	10	1	6	0	0	0	3	3	1	3	4	3	0	2	40
23	Atkins	G	4	12	0	0	2	2	3	3	6	4	10	0	3	0	3	29
1	Sutton		1	4	0	2	0	0	0	2	2	0	2	2	2	0	1	10
5	Hosey		1	1	0	0	1	2	0	0	0	3	3	0	1	0	0	4
12	Underwood		1	1	0	0	0	0	0	0	0	1	2	0	0	0	0	2
14	Aborowa		0	2	0	0	0	0	1	0	1	0	0	0	0	0	0	5
20	Taylor		6	10	0	0	0	0	4	7	11	2	12	2	2	0	0	23
31	A. Caron-Goudreau		0	1	0	0	0	0	0	1	1	5	0	1	0	0	0	13
TEAM								3	3	6								
Totals		29	72	1	8	12	14	15	29	44	26	69	14	16	4	10	200	

Kansas State (21-9, 11-7)

#	Player	FG	A	3fg	A	FT	A	OR	DR	TR	PF	TP	A	TO	B	S	M
0	Shelbe	F	1	1	0	0	0	0	1	1	2	2	2	0	1	0	0
50	Martin	F	1	4	1	2	0	0	1	4	5	3	3	3	2	0	1
22	Lewis	C	3	10	0	0	6	8	4	5	9	4	12	0	4	0	3
12	Thomson	G	0	0	0	0	0	0	0	1	1	1	0	0	0	0	0
24	Wesemann	G	3	14	1	8	4	4	0	3	3	2	11	2	3	0	3
1	Page, K.		4	5	2	2	0	2	0	3	3	1	10	0	1	1	23
3	Page, L.		1	3	0	2	0	0	0	0	0	0	2	0	1	0	1
10	Goth		0	2	0	0	0	1	0	1	0	0	0	1	0	0	10
11	Williams		2	4	0	0	1	3	2	2	4	2	5	0	1	0	1
13	Willock		0	8	0	0	2	2	2	4	1	2	2	0	0	0	12
21	Middlebrook		3	11	0	2	8	1	1	2	4	14	3	2	0	1	35
TEAM								3	2	5							
Totals		18	62	4	16	21	27	15	24	39	20	61	11	15	1	11	200

Officials: Scott Yarbrough, Felicia Grinter, Brenda Pantoja

Technical fouls: Texas - None; Kansas State - None

Attendance: 4,541

MANHATTAN, Kan. – Freshman Joyner Holmes led all scorers with 17 points and senior Brianna Taylor notched her first career double-double as No. 12/10 Texas Women's Basketball (22-7, 15-3 Big 12 Conference) closed its regular season with a win at Kansas State (21-9, 11-7 Big 12 Conference) on Monday night, 69-61.

With the victory, Texas ties its school record for the most Big 12 wins in a season with 15, joining the ranks of the 2002-03 and 2015-16 squads.

The Longhorns lead the all-time series over the Wildcats, 19-14, and have claimed the past two season series sweeps.

Holmes padded her 17 points with seven boards and three assists. Taylor's double-dip came behind a season-high tying 12 points and 11 rebounds.

Sophomore Lashann Higgs registered a season-high tying 16 points and junior Ariel Atkins totaled 10 points with a team-high three steals to complete the Horns in double-figures.

As a team, Texas shot 38.9 percent (28-72) from the field and a season-high 85.7 percent (12-14) from the line while holding Kansas State to a 29.0 shooting percentage (18-62). The Longhorns outrebounded the Wildcats, 44-39.

Kansas State was led by senior Breanna Lewis with 12 points and nine rebounds.

The opening frame was one with little success offensively, with both teams combining for a mere 6-33 field goals from the field. Texas claimed the first six points of the night and held Kansas State scoreless until a layup at the 2:55 mark. Junior Brooke McCarty knocked down a triple, but KSU answered with three points of its own to end the first, 9-5 Texas.

An 8-0 Wildcat run handed them their first lead of the game, 17-16, headed into the media timeout of the second quarter. The Horns closed on an 11-2 spread of their own to regain the momentum and lead at the half, 27-19.

The Texas advantage grew to as many as 15 after a Taylor jumper at the 5:04 mark of the third stanza, but the Horns found themselves in early foul trouble. Kansas State closed on a 17-6 rally and made a perfect 8-8 from the line to cut the margin to four, 45-41 Longhorns.

It was a one-possession game (53-50 Texas) after a Wildcat layup with 5:26 remaining in regulation, but consecutive buckets from the Horns put them back on top by seven. Texas was able to hold onto this spread to win its regular season finale, 69-61.

Up next, the Horns will travel to Oklahoma City, Okla. to participate in the Phillips 66 Big 12 Women's Basketball Championship. The tournament will take place March 3-6 inside the Chesapeake Energy Arena.

GAME 30	1ST	2ND	3RD	4TH	FINAL
Oklahoma St.	19	11	10	20	60
Texas	22	15	20	14	71

March 4, 2017 | Oklahoma City, Okla.

Oklahoma State (17-14, 6-12)

#	PLAYER	FG	A	3fg	A	FT	A	OR	DR	TR	PF	TP	A	TO	B	S	M
3	Coleman	* 2	8	0	2	1	2	0	4	4	5	5	0	1	0	0	20
5	Omozee	* 5	14	0	1	0	0	1	4	5	4	10	3	4	2	2	36
11	Combs	* 0	2	0	1	0	0	0	1	1	1	0	2	0	0	0	19
24	Wheeler	* 3	7	2	4	1	1	0	0	0	4	9	1	3	1	0	33
54	Jensen	* 5	16	0	3	8	10	3	6	9	2	18	0	3	1	2	34
13	Holt	2	3	0	0	0	0	2	4	6	0	4	0	0	1	0	12
15	Echols	1	3	0	0	1	2	0	1	1	1	3	3	1	0	1	16
20	Jones	4	4	0	0	3	3	1	1	2	0	11	1	1	0	0	12
45	Loecker	0	0	0	0	0	0	0	0	0	3	0	1	3	1	2	18
TEAM								1	2	3							
Totals		22	57	2	11	14	18	8	23	31	20	60	11	16	6	7	200

Texas (23-7, 15-3)

#	PLAYER	F	G	A	3fg	A	FT	A	OR	DR	TR	PF	TP	A	TO	B	S	M	
11	McCarty	*	6	12	1	4	0	0	0	4	4	3	13	4	2	0	1	31	
20	Taylor	*	3	4	0	0	0	0	3	5	8	1	6	2	2	1	2	23	
23	Atkins	*	3	13	1	3	1	2	3	3	6	3	8	0	0	0	3	28	
24	Holmes	*	1	7	0	0	0	2	2	5	7	2	2	2	2	0	0	26	
40	Lang	*	5	5	0	0	0	0	0	0	0	4	10	1	0	2	0	19	
1	Sutton		2	8	0	3	1	1	0	1	1	1	5	1	1	0	1	18	
5	Hosey		4	7	0	0	2	2	1	2	3	1	10	0	0	0	0	11	
10	Higgs		5	7	0	0	2	2	1	3	4	1	12	3	3	0	0	17	
12	Underwood		1	2	0	0	1	2	0	0	0	1	3	0	0	0	0	6	
14	Aberowood		0	0	0	0	0	0	0	0	0	1	0	0	0	0	0	6	
31	Brown-Goodman, A.		1	4	0	0	0	0	3	4	7	1	2	0	1	0	2	17	
TEAM									1	2	1								
Totals			31	69		2	19	7	11	14	28	42	19	71	13	12	3	9	200



TEXAS BASKETBALL

PLAYER BIOS

PLAYER BIO UPDATES



1

ALECIA SUTTON

FR | G | 5-8

ST. LOUIS, MO. | PARKWAY NORTH

2016-17 Update: Has played in all 33 games this season, earning a start against Tennessee...Recorded seven minutes of play at Stanford in her first game as a Longhorn (11-14-2016)...Dropped her first career three-pointer and one rebound against Houston Baptist (11-14-2016)... Registered two minutes of play at Mississippi State (11-20-2016)... Totaled four points and three rebounds against Northwestern State (11-23-2016)... Had two points and an assists against South Carolina (12-1-2016)... Posted three points and one steal versus UConn (12-4-2016)... Notched two points along with one board and assists against Tennessee (12-11-2016)... Put up a career-high nine points and her first two blocks as a Longhorn against UTRGV (12-15-2016)... Posted four points and three rebounds against UTSA (12-17-2016)... Registered one assist and steal against New Orleans (12-20-2016)... Notched six points and four rebounds against Texas Tech (12-29-2016)... Put up seven points with two assists and a steal at Iowa State (1-1-2017)... Posted three points in 15 minutes of play at Kansas (1-4-2017)... Recorded seven points and three rebounds in a season-high 24 minutes of play against TCU (1-7-2017)... Tied her career-high with nine points along with three rebounds against Oklahoma State (1-10-2017)... Notched six points with one assist and steal at West Virginia (1-14-2017)... Recorded two points with three rebounds and two assists against Oklahoma (1-17-2017)... Put up four points with a career-high eight rebounds at Texas Tech (1-21-2017)... Had one assist in eight minutes of play at TCU (1-25-2017)... Totaled two points and two rebounds against West Virginia (1-29-2017)... Registered four assists and two steals in 15 minutes of play at Oklahoma State (2-1-2017)... Notched one assist in eight minutes of play against Kansas State (2-4-2017)... Dropped four points along with one board and assist at Baylor (2-6-2017)... Dished out a game-high four assists along with two points and four rebounds against Kansas (2-11-2017)... Played in nine minutes at Florida State with one rebound (2-13-2017)... Posted three points and one board in five minutes of play at Oklahoma (2-18-2017)... Notched four points with two board and assists against Baylor (2-20-2017)... Registered a season-high 10 points with three rebounds and two assists against Iowa State (2-24-2017)... Put up two points and rebounds at Kansas State (2-27-2017)... Had five points and one board in the Big 12 Quarterfinals versus Oklahoma State (3-4-2017)... Totaled six points with one board and assist in the Big 12 Semifinals versus West Virginia (3-5-2017)... Notched five points and boards in the NCAA First Round versus Central Arkansas (3-17-2017)... Registered a career-high tying 10 points with a team-high three assists in the NCAA Second Round versus NC State (3-19-2017)...

CAREER STATS

YEAR	GP	GS	MIN	FG%	3FG%	FT%	REB	REB/G	AST/G	PTS	PTS/G
2016-17	33	1	13.5	.343	.195	.643	58	1.8	1.273	124	3.8
TOTAL	33	1	13.5	.343	.195	.643	58	1.8	1.273	124	3.8

BIG 12 CAREER STATS

YEAR	GP	GS	MIN	FG%	3FG%	FT%	REB	REB/G	AST/G	PTS	PTS/G
2016-17	18	0	14.4	.358	.208	.615	39	2.2	1.556	71	3.9
TOTAL	18	0	14.4	.358	.208	.615	39	2.2	1.556	71	3.9

2016-17 GAME-BY-GAME STATS

DATE	OPPONENT	MIN	FG	3FG	FT	REB	A	TO	BLK	STL	PTS
N.14	at Stanford	7	0-1	0-0	0-0	0	0	0	0	0	0
N.16	Houston Baptist	11	1-4	1-1	0-0	1	0	2	0	0	3
N.20	at Mississippi State	2	0-0	0-0	0-0	0	0	0	0	0	0
N.23	Northwestern State	14	2-5	0-2	0-2	3	2	0	0	0	4
D.01	South Carolina	1	1-1	0-0	0-0	0	1	1	0	0	2
D.04	vs. UConn	15	1-3	1-3	0-0	0	0	2	0	1	3
D.11	Tennessee	16	1-6	0-2	0-0	1	1	0	0	0	2
D.15	UT Rio Grande Valley	17	3-5	0-0	3-5	0	2	1	2	1	9
D.17	UTSA	12	1-5	0-0	2-2	3	1	0	0	0	4
D.20	New Orleans	11	0-2	0-0	0-0	0	1	1	0	1	0
D. 29	Texas Tech *	18	3-5	0-0	0-0	4	1	3	0	0	6
J.01	at Iowa State *	16	3-5	1-1	0-0	1	2	3	0	1	7
J.04	at Kansas *	15	1-3	0-1	1-2	1	1	3	0	0	3
J.07	TCU *	24	3-6	0-1	1-2	3	1	3	0	0	7
J.10	Oklahoma State *	16	2-3	1-1	4-4	3	1	0	0	1	9
J.14	at West Virginia *	13	3-9	0-2	0-1	0	1	0	0	1	6
J.17	Oklahoma *	16	1-9	0-2	0-0	3	2	0	0	0	2
J.21	at Texas Tech *	19	2-7	0-1	0-0	8	1	3	0	1	4
J.25	at TCU *	8	0-1	0-1	0-0	0	1	0	0	0	0
J.29	West Virginia *	8	0-1	0-0	2-4	2	1	1	0	1	2
F.01	at Oklahoma State *	15	0-4	0-1	0-0	1	0	1	0	2	0
F.04	Kansas State *	8	0-2	0-1	0-0	0	1	0	0	0	0
F.06	at Baylor *	8	2-3	0-0	0-0	1	1	0	0	0	4
F.11	Kansas *	21	1-4	0-0	0-0	4	4	1	0	0	2
F.13	at Florida State	9	0-2	0-1	0-0	1	0	0	0	0	0
F.18	at Oklahoma *	5	1-1	1-1	0-0	1	0	0	0	0	3
F.20	Baylor *	11	2-3	0-1	0-0	2	2	0	0	0	4
F.24	Iowa State *	29	4-11	2-8	0-0	3	2	1	0	0	10
F.27	at Kansas State *	10	1-4	0-2	0-0	2	2	2	0	1	2
M.4	vs. Oklahoma State	18	2-8	0-3	1-1	1	1	1	0	1	5
M.5	vs. West Virginia	14	2-5	0-1	2-2	1	1	0	0	0	6
M.17	vs. Central Arkansas	18	2-7	0-1	1-1	5	1	1	0	1	5
M.19	vs. NC State	20	4-8	1-3	1-2	3	3	1	1	0	10

CAREER/SEASON GAME HIGHS (DATE: MM/YY)

	CAREER	SEASON
POINTS	10 twice, last vs. NC State (3/17)	10 twice, vs. NC State (3/17)
REBOUNDS	8 at Texas Tech (1/17)	8 at Texas Tech (1/17)
ASSISTS	4 twice, last vs. Kansas (2/17)	4 twice, last vs. Kansas (2/17)
STEALS	2 at Oklahoma State (2/17)	2 at Oklahoma State (2/17)
BLOCKS	2 vs. UTRGV (12/16)	2 vs. UTRGV (12/16)
FG	4 twice, last vs. NC State (3/17)	4 twice, last vs. NC State (3/17)
3FG	2 vs. Iowa State (2/17)	2 vs. Iowa State (2/17)
FT	4 vs. Oklahoma State (1/17)	4 vs. Oklahoma State (1/17)
MINUTES	29 vs. Iowa State (2/17)	29 vs. Iowa State (2/17)

PLAYER BIO UPDATES



5

JORDAN HOSEY

SO | F | 6-1

PEARLAND, TEXAS | MANVEL

2016-17 Update: Has played in 27 of 33 games for Texas this season...Registered three rebounds in five minutes of play in the season opener at Stanford (11-14-2016)... Posted eight points, seven rebounds, and a career-high two steals against Houston Baptist in a career-high 18 minutes of play (11-16-2016)... Posted one block in eight minutes of play at Mississippi State (11-20-2016)... Totaled four points and two rebounds against Northwestern State (11-23-2016)... Had six points in 10 minutes of play against South Carolina (12-1-2016)... Played in four minutes versus UConn (12-4-2016)... Notched two points along with one board and a block against Tennessee (12-11-2016)... Put up four points and three rebounds against UTRGV (12-15-2016)... Brought down four boards against UTSA (12-17-2016)... Registered one steal in seven minutes of play against New Orleans (12-20-2016)... Notched two points and one rebound against Texas Tech (12-29-2016)... Posted two points and four rebounds in nine minutes of play at Kansas (1-4-2017)... Recorded three points and one rebound against TCU (1-7-2017)... Had two points in three minutes of play against Oklahoma State (1-10-2017)... Played three minutes at West Virginia (1-14-2017)... Put up one point and rebound at Texas Tech (1-21-2017)... Totaled two points and one steal against West Virginia (1-29-2017)... Registered two points and rebounds at Oklahoma State (2-1-2017)... Played in nearly a minute of action against Kansas State (2-4-2017)... Totaled eight points and two rebounds against Kansas (2-11-2017)... Dropped four points along with one board and steal at Florida State (2-13-2017)... Notched two points and one rebound against Baylor (2-20-2017)... Had three points at Kansas State (2-27-2017)... Posted a season-high 10 points with three boards in the Big 12 Quarterfinals versus Oklahoma State (3-4-2017)... Saw six minutes of action in the Big 12 Semifinals versus West Virginia (3-5-2017)... Notched five points and four rebounds in the NCAA First Round versus Central Arkansas (3-17-2017)... Registered three boards and one block in the NCAA Second Round versus NC State (3-19-2017)...

CAREER STATS

YEAR	GP	GS	MIN	FG%	3FG%	FT%	REB	REB/G	BLK/G	PTS	PTS/G
2015-16	35	0	9.4	.474	.200	.608	69	2.0	.200	106	3.0
2016-17	27	0	7.7	.415	.000	.571	43	1.6	.111	70	2.6
TOTAL	62	0	8.7	.448	.125	.595	112	1.8	.161	176	2.8

BIG 12 CAREER STATS

YEAR	GP	GS	MIN	FG%	3FG%	FT%	REB	REB/G	BLK/G	PTS	PTS/G
2015-16	17	0	8.9	.439	.000	.778	30	1.8	.118	50	2.9
2016-17	12	0	5.9	.381	-	.688	12	1.0	.000	27	2.3
TOTAL	29	0	7.7	.419	.000	.735	42	1.4	.069	77	2.7

2016-17 GAME-BY-GAME STATS

DATE	OPPONENT	MIN	FG	3FG	FT	REB	A	TO	BLK	STL	PTS
N.14	at Stanford	5	0-2	0-0	0-0	3	0	2	0	0	0
N.16	Houston Baptist	18	3-6	0-1	2-2	7	0	3	0	2	8
N.20	at Mississippi State	8	0-0	0-0	0-0	0	0	1	1	0	0
N.23	Northwestern State	9	2-3	0-0	0-0	2	0	0	0	0	4
D.01	South Carolina	10	3-5	0-1	0-0	0	0	1	0	0	6
D.04	vs. UConn	4	0-0	0-0	0-0	0	0	0	0	0	0
D.11	Tennessee	11	1-2	0-0	0-0	1	0	0	1	0	2
D.15	UT Rio Grande Valley	10	2-3	0-0	0-2	3	0	1	0	1	4
D.17	UTSA	10	0-6	0-1	0-0	4	0	1	0	0	0
D.20	New Orleans	7	0-0	0-0	0-0	0	0	0	0	1	0
D.29	Texas Tech *	11	1-5	0-0	0-0	1	0	2	0	0	2
J.01	at Iowa State *	- did not play -									
J.04	at Kansas *	9	1-3	0-0	0-0	4	0	1	0	0	2
J.07	TCU *	8	1-1	0-0	1-2	1	0	0	0	0	3
J.10	Oklahoma State *	3	0-0	0-0	2-2	0	0	0	0	0	2
J.14	at West Virginia *	3	0-1	0-0	0-0	0	0	0	0	0	0
J.17	Oklahoma *	- did not play -									
J.21	at Texas Tech *	7	0-2	0-0	1-2	1	0	1	0	0	1
J.25	at TCU *	- did not play -									
J.29	West Virginia *	2	1-1	0-0	0-0	0	0	0	0	1	2
F.01	at Oklahoma State *	9	1-2	0-0	0-0	2	0	2	0	0	2
F.04	Kansas State *	0+	0-0	0-0	0-0	0	0	0	0	0	0
F.06	at Baylor *	- did not play -									
F.11	Kansas *	10	2-5	0-0	4-4	2	1	0	0	1	8
F.13	at Florida State	8	2-3	0-0	0-2	1	0	0	0	1	4
F.18	at Oklahoma *	- did not play -									
F.20	Baylor *	5	0-0	0-0	2-4	1	0	0	0	0	2
F.24	Iowa State *	- did not play -									
F.27	at Kansas State *	4	1-1	0-0	1-2	0	0	1	0	0	3
M.4	vs. Oklahoma State	11	4-7	0-0	2-2	3	0	0	0	0	10
M.5	vs. West Virginia	6	0-2	0-0	0-0	0	0	0	0	0	0
M.17	vs. Central Arkansas	11	2-2	0-0	1-4	4	1	3	0	0	5
M.19	vs. NC State	10	0-3	0-0	0-0	3	0	0	1	0	10

CAREER/SEASON GAME HIGHS (DATE: MM/YY)

	CAREER	SEASON
POINTS	12 at Oklahoma State (01/16)	10 vs. Oklahoma State (3/17)
REBOUNDS	8 vs. UTSA (11/15)	7 vs. Houston Baptist (11/16)
ASSISTS	1 five times, last vs. Central Arkansas (3/17)	1 twice, last vs. Central Arkansas (3/17)
STEALS	2 vs. Houston Baptist (11/16)	2 vs. Houston Baptist (11/16)
BLOCKS	1 nine times, last vs. NC State (3/17)	1 twice, last vs. NC State (3/17)
FG	4 three times, last vs. Oklahoma State (3/17)	4 vs. Oklahoma State (3/17)
3FG	1 vs. Stanford (12/15)	
FT	6 twice, last vs. Kansas (03/16)	4 vs. Kansas (2/17)
MINUTES	18 vs. Houston Baptist (11/16)	18 vs. Houston Baptist (11/16)

PLAYER BIO UPDATES



10

LASHANN HIGGS

SO | G | 5-9

ROUND ROCK, TEXAS | CEDAR RIDGE

2016-17 Update: Has played in all 33 games for the Longhorns this season, earning starts against UTRGV (12-15-2016) and Kansas State (2-27-2017)...Posted seven points and three boards in 17 minutes of play in the season lid-lifter at Stanford (11-14-2016)... Posted two points and five assists in 18 minutes of play against Houston Baptist (11-16-2016)... Had one point in eight minutes of play at Mississippi State (11-20-2016)... Totaled a team-high 14 points, five rebounds, and five assists against Northwestern State (11-23-2016)... Registered seven points and three rebounds against South Carolina (12-1-2016)... Posted nine points in 20 minutes of play versus UConn (12-4-2016)... Notched 12 points along with four rebounds and a steal against Tennessee (12-11-2016)... Put up five points with three rebounds and two steals against UTRGV (12-15-2016)... Brought down one board against UTSA (12-17-2016)... Registered eight points and a career-high five steals against New Orleans (12-20-2016)... Notched six points along with one rebound and steal against Texas Tech (12-29-2016)... Put up eight points with six boards and two assists at Iowa State (1-1-2017)... Posted two points and rebounds in 12 minutes of play at Kansas (1-4-2017)... Recorded nine points along with two rebounds, assists, and steals against TCU (1-7-2017)... Had nine points with one rebound and steal against Oklahoma State (1-10-2017)... Notched 10 points and four rebounds at West Virginia (1-14-2017)... Totaled 15 points with four rebounds and two assists against Oklahoma (1-17-2017)... Put up eight points and four rebounds at Texas Tech (1-21-2017)... Posted 14 points with four rebounds and three assists at TCU (1-25-2017)... Posted 10 points with a team-high three steals and her first block of the season against West Virginia (1-29-2017)... Registered four points and rebounds in 15 minutes of play at Oklahoma State (2-1-2017)... Recorded five points with three rebounds against Kansas State (2-4-2017)... Dropped a season-high 16 points with two rebounds at Baylor (2-6-2017)... Posted six points and seven rebounds against Kansas (2-11-2017)... Put up eight points and six rebounds at Florida State (2-13-2017)... Notched seven points with two assists and steals at Oklahoma (2-18-2017)... Totaled nine points with two rebounds, assists, and steals against Baylor (2-20-2017)... Registered four points and three rebounds against Iowa State (2-24-2017)... Had season-high tying 16 points with two boards and steals at Kansas State (2-27-2017)... Posted 12 points with four rebounds and three assists in the Big 12 Quarterfinals versus Oklahoma State (3-4-2017)... Recorded five points and one rebound, assist, and steal in the Big 12 Semifinals versus West Virginia (3-5-2017)... Notched six points and one board in the NCAA First Round versus Central Arkansas (3-17-2017)... Registered 12 points with two rebounds in the NCAA Second Round versus NC State (3-19-2017)...

CAREER STATS

YEAR	GP	GS	MIN	FG%	3FG%	FT%	REB	REB/G	AST/G	PTS	PTS/G
2015-16	34	1	13.2	.414	.167	.535	100	2.9	1.118	244	7.2
2016-17	33	2	17.5	.485	.238	.532	95	2.9	1.424	266	8.1
TOTAL	67	3	15.3	.449	.200	.534	195	2.9	1.269	510	7.6

BIG 12 CAREER STATS

YEAR	GP	GS	MIN	FG%	3FG%	FT%	REB	REB/G	AST/G	PTS	PTS/G
2015-16	16	0	9.1	.372	.000	.381	26	1.6	.813	66	4.1
2016-17	18	1	17.1	.493	.200	.447	54	3.0	1.444	158	8.8
TOTAL	34	1	13.3	.450	.158	.424	80	2.4	1.147	224	6.6

2016-17 GAME-BY-GAME STATS

DATE	OPPONENT	MIN	FG	3FG	FT	REB	A	TO	BLK	STL	PTS
N.14	at Stanford	17	3-7	1-1	0-0	3	1	3	0	0	7
N.16	Houston Baptist	18	1-5	0-0	0-0	4	5	2	0	1	2
N.20	at Mississippi State	8	0-0	0-0	1-2	0	0	3	0	0	1
N.23	Northwestern State	21	6-8	0-0	2-2	5	5	0	0	1	14
D.01	South Carolina	18	2-7	0-0	3-4	3	1	0	0	1	7
D.04	vs. UConn	20	4-6	0-0	1-2	1	0	3	0	0	9
D.11	Tennessee	26	5-10	1-1	1-2	4	1	3	0	1	12
D.15	UT Rio Grande Valley	15	2-3	0-0	1-2	3	1	3	0	2	5
D.17	UTSA	5	0-1	0-0	0-0	1	0	1	0	0	0
D.20	New Orleans	17	4-10	0-1	0-0	3	1	2	0	5	8
D.29	Texas Tech *	7	3-5	0-0	0-2	1	0	0	0	1	6
J.01	at Iowa State *	13	3-5	0-0	2-2	6	2	1	0	1	8
J.04	at Kansas *	12	1-4	0-0	0-0	2	1	3	0	0	2
J.07	TCU *	13	4-5	0-0	1-4	2	2	4	0	2	9
J.10	Oklahoma State *	13	4-9	0-1	1-3	1	0	0	0	1	9
J.14	at West Virginia *	20	4-7	0-1	2-2	4	1	1	0	2	10
J.17	Oklahoma *	19	6-8	1-1	2-4	4	2	2	0	0	15
J.21	at Texas Tech *	13	4-8	0-1	0-0	4	1	1	0	0	8
J.25	at TCU *	22	7-11	0-2	0-0	4	3	3	0	0	14
J.29	West Virginia *	26	5-10	0-0	0-1	2	2	1	1	3	10
F.01	at Oklahoma State *	15	2-5	0-1	0-0	4	1	1	0	1	4
F.04	Kansas State *	13	2-4	0-0	1-6	3	2	4	0	0	5
F.06	at Baylor *	25	6-12	0-2	4-6	2	1	0	0	1	16
F.11	Kansas *	19	3-6	0-1	0-2	7	1	0	0	1	6
F.13	at Florida State	31	3-9	0-0	2-3	6	1	3	1	1	8
F.18	at Oklahoma *	19	3-9	1-2	0-0	1	2	0	0	2	7
F.20	Baylor *	20	4-10	1-2	0-0	2	2	1	0	2	9
F.24	Iowa State *	20	2-11	0-1	0-1	3	2	2	0	0	4
F.27	at Kansas State *	19	6-11	0-0	4-5	2	1	2	0	2	16
M.4	vs. Oklahoma State	17	5-7	0-0	2-2	4	3	3	0	0	12
M.5	vs. West Virginia	15	2-4	0-1	1-2	1	1	2	0	1	5
M.17	vs. Central Arkansas	21	3-5	0-1	0-0	1	1	1	1	0	6
M.19	vs. NC State	20	5-13	0-1	2-3	2	0	0	0	0	12

CAREER/SEASON GAME HIGHS (DATE: MM/YY)

	CAREER	SEASON
POINTS	19 vs. UConn (03/16)	16 twice, last at Kansas State (2/17)
REBOUNDS	10 vs. Hampton (11/15)	7 vs. Kansas (2/17)
ASSISTS	8 vs. Sam Houston State (12/15)	5 twice, last vs. Northwestern State (11/16)
STEALS	5 vs. New Orleans (12/16)	5 vs. New Orleans (12/16)
BLOCKS	1 five times, last vs. Central Arkansas (3/17)	1 three times, last vs. Central Arkansas (3/17)
FG	9 vs. UConn (03/16)	7 at TCU (1/17)
3FG	3 at Tennessee (11/15)	1 five times, last vs. Baylor (2/17)
FT	6 twice, last vs. Alabama State (03/16)	4 twice, last at Kansas State (2/17)
MINUTES	31 at Florida State (2/17)	31 at Florida State (2/17)



11

BROOKE MCCARTY

JR | G | 5-4

LEAGUE CITY, TEXAS | CLEAR SPRINGS

2016-17 Update:

- Preseason All-Big 12 Member
- Sporting News Preseason All-American
- Lieberman Award Preseason Watch List
- Naismith Trophy Preseason Watch List
- Judy Dunn Award Recipient
- Big 12 Player of the Week (2-20-2017)
- 2016-17 Big 12 Player of the Year
- 2016-17 All-Big 12 First Team Member
- 2016-17 College Sports Madness Third Team All-American

Has started in all 33 games this season for the Longhorns... the 42nd member of the Texas 1,000-point club... has scored in double-digits in 28 of 33 contests...posted a team-high 20 points and five rebounds along with two steals in the season opener at Stanford (11-14-2016)... Registered 16 points, including a 4-of-5 effort from downtown, and four assists against Houston Baptist (11-16-2016)... Notched a team-high 19 points and four assists at Mississippi State (11-20-2016)... Totaled 10 points and five assists in 22 minutes of play against Northwestern State (11-23-2016)... Had seven points and three assists against South Carolina (12-1-2016)... Posted a team-high 15 points along with three boards and assists versus UConn (12-4-2016)... Notched 13 points along with four rebounds and assists against Tennessee (12-11-2016)... Put up 14 points, five boards, and a season-high six assists against UTRGV (12-15-2016)... Posted three treys for nine points with four rebounds against UTSA (12-17-2016)... Registered eight points with two rebounds and three assists against New Orleans (12-20-2016)... Notched a team-high 16 points along with four rebounds against Texas Tech (12-29-2016)... Put up 13 points with a team-high six assists at Iowa State (1-1-2017)... Posted a team-high 15 points with six rebounds and three assists at Kansas (1-4-2017)... Recorded 16 points along with five rebounds and assists against TCU (1-7-2017)... Had a game-high 16 points with four rebounds and one assist against Oklahoma State (1-10-2017)... Registered 11 points with three assists at West Virginia (1-14-2017)... Totaled 16 points with four rebounds and three assists against Oklahoma (1-17-2017)... Put up a team-high 14 points with two rebounds and assists at Texas Tech (1-21-2017)... Had 14 points and four assists at TCU (1-25-2017)... Registered a game-high 15 points and six assists against West Virginia (1-29-2017)... Posted 16 points with a career-high tying eight assists at Oklahoma State (2-1-2017)... Notched 11 points with six rebounds against Kansas State (2-4-2017)... Dropped a season-high 22 points with five rebounds and four assists to become the 42nd member of the Texas 1,000-point club at Baylor (2-6-2017)... Put up seven points and four rebounds against Kansas (2-11-2017)... Totaled a career-high 29 points with eight assists in all 50 minutes of play at Florida State (2-13-2017)... Notched a team-high 16 points with four rebounds at Oklahoma (2-18-2017)... Had a team-high 16 points with three assists against Baylor (2-20-2017)... Registered a team-high 12 points with six rebounds against Iowa State (2-24-2017)... Had three points and a team-high four assists at Kansas State (2-27-2017)... Totaled a team-high 13 points with four rebounds in the Big 12 Quarterfinals versus Oklahoma State (3-4-2017)... Recorded a team-high 13 points with a season-high seven rebounds in the Big 12 Semifinals versus West Virginia (3-5-2017)... Notched a team-high 15 points with five rebounds and three assists in the NCAA First Round versus Central Arkansas... Registered a team-high 23 points with three boards in the NCAA Second Round versus NC State (3-19-2017)...

CAREER STATS

YEAR	GP	GS	MIN	FG%	3FG%	FT%	REB	REB/G	AST/G	PTS	PTS/G
2014-15	35	15	23.2	.383	.343	.780	90	2.6	1.486	250	7.1
2015-16	36	35	31.1	.458	.414	.716	99	2.8	2.472	424	11.8
2016-17	33	33	33.7	.463	.433	.767	117	3.5	3.485	473	14.3
TOTAL	104	83	29.3	.441	.404	.751	306	2.9	2.462	1147	11.0

BIG 12 CAREER STATS

YEAR	GP	GS	MIN	FG%	3FG%	FT%	REB	REB/G	AST/G	PTS	PTS/G
2014-15	18	11	26.7	.362	.339	.867	58	3.2	2.000	139	7.7
2015-16	18	18	31.4	.464	.449	.658	42	2.3	2.500	216	12.0
2016-17	18	18	34.1	.450	.423	.743	61	3.4	3.389	249	13.8
TOTAL	54	47	30.7	.433	.409	.748	161	3.0	2.630	604	11.2

2016-17 GAME-BY-GAME STATS

DATE	OPPONENT	MIN	FG	3FG	FT	REB	A	TO	BLK	STL	PTS
N.14	at Stanford	38	8-20	2-5	2-5	5	2	1	0	2	20
N.16	Houston Baptist	20	6-8	4-5	0-0	2	2	0	1	1	16
N.20	at Mississippi State	39	8-15	1-5	2-2	2	4	5	0	0	19
N.23	Northwestern State	22	3-6	2-5	2-2	3	5	1	0	1	10
D.01	South Carolina	39	3-9	1-4	0-0	2	3	2	0	1	7
D.04	vs. UConn	38	5-12	3-7	2-3	3	3	0	0	0	15
D.11	Tennessee	37	4-10	2-4	3-4	4	4	1	0	0	13
D.15	UT Rio Grande Valley	29	4-8	2-5	4-4	5	6	2	0	0	14
D.17	UTSA	29	3-6	3-4	0-0	4	2	2	0	1	9
D.20	New Orleans	23	3-11	2-8	0-0	2	3	4	0	1	8
D.29	Texas Tech *	33	6-9	2-4	2-2	4	1	1	0	0	16
J.01	at Iowa State *	39	5-8	1-4	2-2	1	6	3	0	1	13
J.04	at Kansas *	31	4-10	3-5	4-4	6	3	0	0	1	15
J.07	TCU *	28	6-12	2-5	2-2	5	5	0	1	2	16
J.10	Oklahoma State *	27	5-11	4-6	2-3	4	1	1	0	0	16
J.14	at West Virginia *	33	5-13	0-4	1-2	2	3	1	0	1	11
J.17	Oklahoma *	37	4-13	4-8	4-6	4	3	1	0	1	16
J.21	at Texas Tech *	30	6-13	2-5	0-0	2	2	0	0	1	14
J.25	at TCU *	39	5-14	3-9	1-2	1	4	2	1	1	14
J.29	West Virginia *	35	6-11	3-5	0-0	1	6	2	0	1	15
F.01	at Oklahoma State *	33	6-11	4-7	0-0	2	8	0	0	0	16
F.04	Kansas State *	39	4-8	2-3	1-2	6	2	1	0	1	11
F.06	at Baylor *	35	9-14	2-5	2-4	5	4	3	0	1	22
F.11	Kansas *	24	3-8	1-4	0-0	4	3	0	0	0	7
F.13	at Florida State	50	11-16	5-8	2-4	5	8	4	0	1	29
F.18	at Oklahoma *	40	5-14	2-5	4-4	4	2	2	0	0	16
F.20	Baylor *	39	6-15	4-9	0-0	1	3	2	0	0	16
F.24	Iowa State *	31	5-8	1-3	1-2	6	1	2	0	1	12
F.27	at Kansas State *	40	1-10	1-6	0-0	3	4	3	0	2	3
M.4	vs. Oklahoma State	31	6-12	1-4	0-0	4	4	2	0	1	13
M.5	vs. West Virginia	37	4-13	2-6	3-3	7	1	1	0	0	13
M.17	vs. Central Arkansas	29	4-6	3-4	4-4	5	3	2	0	0	15
M.19	vs. NC State	38	7-13	3-7	6-7	3	2	2	0	1	23

CAREER/SEASON GAME HIGHS (DATE: MM/YY)

	CAREER	SEASON
POINTS	29 at Florida State (2/17)	29 at Florida State (2/17)
REBOUNDS	7 three times, last vs. West Virginia (3/17)	7 vs. West Virginia (3/17)
ASSISTS	8 four times, last at Florida State (2/17)	8 twice, last at Florida State (2/17)
STEALS	3 six times, last at Baylor (02/16)	2 three times, last at Kansas State (2/17)
BLOCKS	2 vs. Rice (12/14)	1 twice, last at TCU (1/17)
FG	11 at Florida State (2/17)	11 at Florida State (2/17)
3FG	5 four times, last at Florida State (2/17)	5 at Florida State (2/17)
FT	8 twice, last at Little Rock (12/15)	6 vs. NC State (3/17)
MINUTES	50 at Florida State (2/17)	50 at Florida State (2/17)

PLAYER BIO UPDATES



12

JADA UNDERWOOD

FR | G/F | 6-0

MESQUITE, TEXAS | HORN

2016-17 Update: Has played in 28 of 33 games for Texas this season...Posted two points and three boards in five minutes of play at Stanford (11-14-2016)... Registered 11 points, five boards, and two blocks in 20 minutes of play against Houston Baptist (11-16-2016)... Notched two blocks in eight minutes of play at Mississippi State (11-20-2016)... Totaled 10 points, including a 2-2 mark from downtown, against Northwestern State (11-23-2016)... Had 13 points along with four rebounds against Tennessee (12-11-2016)... Put up 12 points, including a perfect shooting percentage from both the field and charity stripe, against UTRGV (12-15-2016)... Posted two points with seven boards and a block against UTSA (12-17-2016)... Registered two points with three rebounds and assists against New Orleans (12-20-2016)... Notched one steal in five minutes of play against Texas Tech (12-29-2016)... Played in two minutes of competition at Iowa State (1-1-2017)... Posted four points and two rebounds at Kansas (1-4-2017)... Recorded four points along with two rebounds and assists against TCU (1-7-2017)... Had four points with one rebound and steal against Oklahoma State (1-10-2017)... Put up one rebound in six minutes of play at Texas Tech (1-21-2017)... Posted one board in two minutes of play at TCU (1-25-2017)... Totaled two points and four rebounds against West Virginia (1-29-2017)... Brought down one board at Oklahoma State (2-1-2017)... Played in four minutes against Kansas State (2-4-2017)... Dropped two points and rebounds at Baylor (2-6-2017)... Notched six points along with four rebounds and two blocks against Kansas (2-11-2017)... Put up one rebound in two minutes of play at Florida State (2-13-2017)... Recorded four points at Oklahoma (2-18-2017)... Saw four minutes of action against Baylor (2-20-2017)... Had three minutes of play against Iowa State (2-24-2017)... Totaled two points at Kansas State (2-27-2017)... Registered three points in four minutes of play in the Big 12 Quarterfinals versus Oklahoma State (3-4-2017)... Notched six points and five rebounds in the NCAA First Round versus Central Arkansas (3-17-2017)... Registered four points and two rebounds in the NCAA Second Round versus NC State (3-19-2017)...

CAREER STATS

YEAR	GP	GS	MIN	FG%	3FG%	FT%	REB	REB/G	BLK/G	PTS	PTS/G
2016-17	28	0	9.9	.441	.500	.676	51	1.8	.357	93	3.3
TOTAL	28	0	9.9	.441	.500	.676	51	1.8	.357	93	3.3

BIG 12 CAREER STATS

YEAR	GP	GS	MIN	FG%	3FG%	FT%	REB	REB/G	BLK/G	PTS	PTS/G
2016-17	16	0	7.6	.324	-	.462	18	1.1	.125	28	1.8
TOTAL	16	0	7.6	.324	-	.462	18	1.1	.125	28	1.8

2016-17 GAME-BY-GAME STATS

DATE	OPPONENT	MIN	FG	3FG	FT	REB	A	TO	BLK	STL	PTS
N.14	at Stanford	5	1-3	0-0	0-0	3	0	0	0	0	2
N.16	Houston Baptist	20	3-4	0-0	5-7	5	0	0	2	0	11
N.20	at Mississippi State	8	0-2	0-1	0-0	0	0	0	2	0	0
N.23	Northwestern State	16	4-5	2-2	0-0	1	1	1	0	0	10
D.01	South Carolina	- Did not play - injury -									
D.04	vs. UConn	- Did not play - injury -									
D.11	Tennessee	20	5-7	0-0	3-4	4	0	1	0	0	13
D.15	UT Rio Grande Valley	25	4-4	0-0	4-4	2	1	3	1	1	12
D.17	UTSA	20	1-7	0-1	0-0	7	0	2	1	0	2
D.20	New Orleans	12	1-2	0-0	0-0	3	3	1	1	0	2
D. 29	Texas Tech *	5	0-2	0-0	0-0	0	0	1	0	1	0
J.01	at Iowa State *	2	0-2	0-0	0-0	0	0	0	0	0	0
J.04	at Kansas *	15	2-4	0-0	0-0	2	1	7	0	0	4
J.07	TCU *	12	1-2	0-0	2-2	2	2	2	0	0	4
J.10	Oklahoma State *	12	0-0	0-0	4-6	1	1	0	0	1	4
J.14	at West Virginia *	- Did not play -									
J.17	Oklahoma *	- Did not play -									
J.21	at Texas Tech *	6	0-2	0-0	0-2	1	0	1	0	0	0
J.25	at TCU *	2	0-0	0-0	0-0	1	0	0	0	0	0
J.29	West Virginia *	10	1-1	0-0	0-0	4	0	2	0	0	2
F.01	at Oklahoma State *	17	0-3	0-0	0-2	1	0	0	0	0	0
F.04	Kansas State *	4	0-1	0-0	0-0	0	0	0	0	0	0
F.06	at Baylor *	5	1-2	0-0	0-0	2	0	1	0	0	2
F.11	Kansas *	18	3-9	0-0	0-1	4	0	2	2	0	6
F.13	at Florida State	2	0-0	0-0	0-0	1	0	1	0	0	0
F.18	at Oklahoma *	4	2-4	0-0	0-0	0	0	0	0	0	4
F.20	Baylor *	4	0-0	0-0	0-0	0	0	0	0	0	0
F.24	Iowa State *	3	0-1	0-0	0-0	0	0	0	0	0	0
F.27	at Kansas State *	2	1-1	0-0	0-0	0	0	0	0	0	2
M.4	vs. Oklahoma State	4	1-2	0-0	1-2	0	0	0	0	0	3
M.5	vs. West Virginia	- Did not play -									
M.17	vs. Central Arkansas	16	2-4	0-0	2-2	5	0	2	1	0	6
M.19	vs. NC State	7	1-3	0-0	2-2	2	0	1	0	0	4

CAREER/SEASON GAME HIGHS (DATE: MM/YY)

	CAREER	SEASON
POINTS	13 vs. Tennessee (12/16)	13 vs. Tennessee (12/16)
REBOUNDS	7 vs. UTSA (12/16)	7 vs. UTSA (12/16)
ASSISTS	3 vs. New Orleans (12/16)	3 vs. New Orleans (12/16)
STEALS	1 three times, last vs. Oklahoma State (1/17)	1 three times, last vs. Oklahoma State (1/17)
BLOCKS	2 three times, last vs. Kansas (2/17)	2 three times, last vs. Kansas (2/17)
FG	5 vs. Tennessee (12/16)	5 vs. Tennessee (12/16)
3FG	2 vs. Northwestern State (11/16)	2 vs. Northwestern State (11/16)
FT	5 vs. Houston Baptist (11/16)	5 vs. Houston Baptist (11/16)
MINUTES	25 vs. UTRGV (12/16)	25 vs. UTRGV (12/16)

PLAYER BIO UPDATES



14

OLAMIDE ABOROWA

SO | F | 6-3

ONDO, NIGERIA | NEUMANN-GORETTI [PA.]

2016-17 Update: Has played in 17 games this season for the Longhorns... Posted three rebounds and a block in six minutes of play against Houston Baptist (11-16-2016)... Totaled four points, two rebounds and one block in a career-high 13 minutes of play against Northwestern State (11-23-2016)... Registered two minutes of play against South Carolina (12-1-2016)... Put up one point and three rebounds against UTRGV (12-15-2016)... Notched three points and one rebound against UTSA (12-17-2016)... Posted three points and one rebound against New Orleans (12-20-2016)... Registered one point in three minutes of play at Kansas (1-4-2017)... Recorded two minutes of play against TCU (1-7-2017)... Played three minutes against Oklahoma State (1-10-2017)... Recorded three rebounds and one steal in six minutes of play at Texas Tech (1-21-2017)... Played two minutes against West Virginia (1-29-2017)... Dropped four points along with three rebounds and a career-high two blocks against Kansas (2-11-2017)... Put up two points in two minutes of play at Florida State (2-13-2017)... Had a career-high four points and rebounds against Baylor (2-20-2017)... Notched one rebound in five minutes of play at Kansas State (2-27-2017)... Saw six minutes of action in the Big 12 Quarterfinals versus Oklahoma State (3-4-2017)... Totaled four points and a career-high six rebounds in the NCAA First Round against Central Arkansas (3-17-2017)...

CAREER STATS

YEAR	GP	GS	MIN	FG%	3FG%	FT%	REB	REB/G	BLK/G	PTS	PTS/G
2015-16	18	0	3.4	.250	-	.500	16	0.9	.167	12	0.7
2016-17	17	0	6.4	.324	-	.375	28	1.6	.3553	25	1.5
TOTAL	35	0	4.9	.296	-	.417	44	1.3	.257	37	1.1

BIG 12 CAREER STATS

YEAR	GP	GS	MIN	FG%	3FG%	FT%	REB	REB/G	BLK/G	PTS	PTS/G
2015-16	9	0	3.4	.222	-	.000	10	1.1	.111	4	0.4
2016-17	8	0	5.0	.286	-	.000	12	1.5	.250	8	1.0
TOTAL	17	0	4.2	.261	-	.000	22	1.3	.176	12	0.7

2016-17 GAME-BY-GAME STATS

DATE	OPPONENT	MIN	FG	3FG	FT	REB	A	TO	BLK	STL	PTS
N.14	at Stanford										- Did not play -
N.16	Houston Baptist	6	0-3	0-0	0-0	3	1	0	1	0	0
N.20	at Mississippi State										- Did not play -
N.23	Northwestern State	13	2-3	0-0	0-0	2	1	0	1	0	4
D.01	South Carolina	2	0-0	0-0	0-0	0	0	1	0	0	0
D.04	vs. UConn										- Did not play -
D.11	Tennessee										- Did not play -
D.15	UT Rio Grande Valley	9	0-3	0-0	1-2	3	0	1	0	0	1
D.17	UTSA	9	1-4	0-0	1-2	1	0	1	0	0	3
D.20	New Orleans	8	1-3	0-0	1-2	1	0	2	0	0	3
D.29	Texas Tech *										- Did not play -
J.01	at Iowa State *										- Did not play -
J.04	at Kansas *	3	0-0	0-0	0-2	1	0	2	0	0	0
J.07	TCU *	2	0-0	0-0	0-0	0	0	0	0	0	0
J.10	Oklahoma State *	3	0-0	0-0	0-0	0	0	0	0	0	0
J.14	at West Virginia *										- Did not play -
J.17	Oklahoma *										- Did not play -
J.21	at Texas Tech *	6	0-1	0-0	0-0	3	0	0	0	1	0
J.25	at TCU *										- Did not play -
J.29	West Virginia *	2	0-0	0-0	0-0	0	0	0	0	0	0
F.01	at Oklahoma State *										- Did not play -
F.04	Kansas State *										- Did not play -
F.06	at Baylor *										- Did not play -
F.11	Kansas *	10	2-5	0-0	0-0	3	0	0	2	0	4
F.13	at Florida State	2	1-1	0-0	0-0	0	0	0	0	0	2
F.18	at Oklahoma *										- Did not play -
F.20	Baylor *	9	2-6	0-0	0-0	4	0	0	0	0	4
F.24	Iowa State *										- Did not play -
F.27	at Kansas State *	5	0-2	0-0	0-0	1	0	0	0	0	0
M.4	vs. Oklahoma State	6	0-0	0-0	0-0	0	0	0	0	0	0
M.5	vs. West Virginia										- Did not play -
M.17	vs. Central Arkansas	13	2-3	0-0	0-0	6	0	2	2	0	4
M.19	vs. NC State										- Did not play -

CAREER/SEASON GAME HIGHS (DATE: MM/YY)

	CAREER	SEASON
POINTS	4 four times, last vs. Central Arkansas (3/17)	4 four times, last vs. Central Arkansas (3/17)
REBOUNDS	5 vs. Central Arkansas (3/17)	5 vs. Central Arkansas (3/17)
ASSISTS	1 twice, last vs. Northwestern State (11/16)	1 twice, last vs. Northwestern State (11/16)
STEALS	1 at Texas Tech (1/17)	1 at Texas Tech (1/17)
BLOCKS	2 twice, last vs. Central Arkansas (3/17)	2 twice, last vs. Central Arkansas (3/17)
FG	2 four times, last vs. Central Arkansas (3/17)	2 four times, last vs. Central Arkansas (3/17)
3FG		
FT	2 twice, last vs. Central Arkansas (3/17)	1 twice, last vs. Central Arkansas (3/17)
MINUTES	13 twice, last vs. Central Arkansas (3/17)	13 twice, last vs. Central Arkansas (3/17)



20

BRIANNA TAYLOR

SR | G | 5-9
HOUSTON, TEXAS | SPRING DEKANAY

2016-17 Update:

- 2016-17 Big 12 Defensive Player of the Year
- 2016-17 Big 12 All-Defensive Team Member

Has started in 32 of 33 games this year for Texas...Registered five points with three boards and two assists in the season lid-lifter at Stanford (11-14-2016)...Posted 10 points, three assists, and three steals against Houston Baptist (11-16-2016)... Notched 12 points along with a team-high eight rebounds and three steals at Mississippi State (11-20-2016)... Totaled three points and five rebounds against Northwestern State (11-23-2016)... Had two boards and two steals against South Carolina (12-1-2016)... Posted five points with three rebounds and two steals versus UConn (12-4-2016)... Notched four points along with five rebounds and a game-high three steals against Tennessee (12-11-2016)... Put up six points with three boards and two steals against UTRGV (12-15-2016)... Posted eight boards with five rebounds and three assists against UTSA (12-17-2016)... Registered six points along with three boards and assists as well as her first block of the season against New Orleans (12-20-2016)... Notched 10 points with two rebounds and steals against Texas Tech (12-29-2016)... Put up four points and rebounds with a game-high three steals at Iowa State (1-1-2017)... Posted six points and seven rebounds along with two steals at Kansas (1-4-2017)... Recorded two points along with four rebounds against TCU (1-7-2017)... Had one point with four rebounds and one steal, block, and assist against Oklahoma State (1-10-2017)... Registered four points with two rebounds at West Virginia (1-14-2017)... Had a record night with a career-high tying 11 rebounds and four assists against Oklahoma (1-17-2017)... Totaled six points with three rebounds and assists at Texas Tech (1-21-2017)... Registered four points and assists with three rebounds at TCU (1-25-2017)... Put up two points and rebounds against West Virginia (1-29-2017)... Notched two points and six assists at Oklahoma State (2-1-2017)... Notched six points with three assists and rebounds against Kansas State (2-4-2017)... Dropped two points with one rebound and steal at Baylor (2-6-2017)... Posted five points and a rebound against Kansas (2-11-2017)... Put up one point and three rebounds at Florida State (2-13-2017)... Notched five points with nine rebounds and a game-high six assists at Oklahoma (2-18-2017)... Had two points along with five rebounds and three assists against Baylor (2-20-2017)... Registered 11 points and five rebounds against Iowa State (2-24-2017)... Recorded her first career double-double behind a season-high tying 12 points and 11 rebounds at Kansas State (2-27-2017)... Totaled six points and eight rebounds in the Big 12 Quarterfinals versus Oklahoma State (3-4-2017)... Put up five points and rebounds in the Big 12 Semifinals versus West Virginia (3-5-2017)... Notched five points and two rebounds in the NCAA First Round against Central Arkansas (3-17-2017)... Registered two points and one rebound in the NCAA Second Round versus NC State (3-19-2017)...

CAREER STATS

YEAR	GP	GS	MIN	FG%	3FG%	FT%	REB	REB/G	AST/G	PTS	PTS/G
2013-14	27	0	9.4	.464	.000	.667	38	1.4	.593	66	2.4
2014-15	32	14	17.9	.441	.500	.528	134	4.2	1.888	185	5.8
2015-16	34	18	18.6	.456	.375	.551	147	4.3	.971	197	5.8
2016-17	33	32	20.9	.461	.333	.617	140	4.2	1.879	162	4.9
TOTAL	126	64	17.1	.453	.350	.574	459	3.6	1.183	610	4.8

BIG 12 CAREER STATS

YEAR	GP	GS	MIN	FG%	3FG%	FT%	REB	REB/G	AST/G	PTS	PTS/G
2013-14	15	0	8.5	.318	.000	.800	19	1.3	.400	22	1.5
2014-15	15	7	17.1	.403	-	.700	59	3.9	.933	68	4.5
2015-16	16	9	18.8	.390	.000	.559	71	4.4	.813	79	4.9
2016-17	18	17	21.9	.412	.000	.636	78	4.3	2.222	84	4.7
TOTAL	64	33	16.8	.394	.000	.640	227	3.5	1.141	253	4.0

2016-17 GAME-BY-GAME STATS

DATE	OPPONENT	MIN	FG	3FG	FT	REB	A	TO	BLK	STL	PTS
N.14	at Stanford	20	2-3	1-2	0-0	3	2	1	0	0	5
N.16	Houston Baptist	18	4-5	0-1	2-6	3	3	0	0	3	10
N.20	at Mississippi State	31	5-6	0-0	2-4	8	2	4	0	3	12
N.23	Northwestern State	15	1-4	1-3	0-0	5	1	1	0	0	3
D.01	South Carolina	24	0-6	0-1	0-0	5	1	2	0	2	0
D.04	vs. UConn	28	2-4	1-1	0-0	3	0	2	0	2	5
D.11	Tennessee	23	2-9	0-0	0-0	5	1	3	0	3	4
D.15	UT Rio Grande Valley	15	2-4	0-0	2-4	3	2	1	0	2	6
D.17	UTSA	20	2-3	0-0	4-4	5	3	0	0	0	8
D.20	New Orleans	13	3-3	0-0	0-0	3	3	1	1	1	6
D. 29	Texas Tech *	21	5-7	0-0	0-0	2	1	1	0	2	10
J.01	at Iowa State *	32	2-7	0-1	0-0	4	2	2	0	3	4
J.04	at Kansas *	21	2-5	0-0	2-2	7	1	3	0	2	6
J.07	TCU *	20	1-5	0-0	2-2	4	2	2	0	2	2
J.10	Oklahoma State *	22	0-2	0-0	1-2	4	1	2	1	1	1
J.14	at West Virginia *	30	1-3	0-0	2-4	2	1	2	0	1	4
J.17	Oklahoma *	20	0-0	0-0	0-0	11	4	4	0	2	0
J.21	at Texas Tech *	20	3-5	0-0	0-0	3	3	1	0	1	6
J.25	at TCU *	22	2-4	0-0	0-0	3	4	2	1	1	4
J.29	West Virginia *	14	0-1	0-0	2-2	2	0	1	0	1	2
F.01	at Oklahoma State *	20	1-3	0-0	0-0	1	6	2	0	0	2
F.04	Kansas State *	22	3-9	0-0	0-0	3	3	2	0	0	6
F.06	at Baylor *	13	1-2	0-0	0-0	1	0	1	0	1	2
F.11	Kansas *	17	2-4	0-0	1-2	1	0	1	0	1	5
F.13	at Florida State	19	0-0	0-0	1-2	3	2	2	0	0	1
F.18	at Oklahoma *	33	2-7	0-0	1-2	9	6	3	1	2	5
F.20	Baylor *	22	0-2	0-0	2-2	5	3	4	0	2	2
F.24	Iowa State *	22	4-9	0-0	3-4	5	1	3	1	0	11
F.27	at Kansas State *	23	6-10	0-0	0-0	11	2	2	0	0	12
M.4	vs. Oklahoma State	23	3-4	0-0	0-0	8	2	2	1	2	6
M.5	vs. West Virginia	22	2-3	0-0	1-2	5	0	4	0	2	5
M.17	vs. Central Arkansas	17	1-1	0-0	3-3	2	0	4	0	0	5
M.19	vs. NC State	9	1-1	0-0	0-0	1	0	5	0	1	2

CAREER/SEASON GAME HIGHS (DATE: MM/YY)

	CAREER	SEASON
POINTS	19 at Rice (11/15)	12 twice, last at Kansas State (2/17)
REBOUNDS	11 three times, last at Kansas State (2/17)	11 twice, last at Kansas State (2/17)
ASSISTS	6 twice, last at Oklahoma (2/17)	6 twice, last at Oklahoma (2/17)
STEALS	5 at Kansas (01/15)	3 four times, last at Iowa State (1/17)
BLOCKS	2 at West Virginia (01/14)	1 six times, last vs. Oklahoma State (3/17)
FG	8 at Rice (11/15)	6 at Kansas State (2/17)
3FG	1 six times, last vs. UConn (12/16)	1 three times, last vs. UConn (12/16)
FT	5 at Kansas State (01/16)	4 vs. UTSA (12/16)
MINUTES	33 twice, last at Oklahoma (2/17)	33 at Oklahoma (2/17)

PLAYER BIO UPDATES



22

TASIA FOMAN

JR | G | 5-4

DUNCANVILLE, TEXAS | DUNCANVILLE

2016-17 Update: Has played in 14 games this year for Texas, earning a start at Stanford... Posted two rebounds and a steal in 20 minutes of play in the season opener at Stanford (11-14-2016)... Registered five points, three rebounds, and one block against Houston Baptist (11-16-2016)... Played six minutes against Mississippi State (11-20-2016)... Totaled two points and one rebound in 12 minutes of play against Northwestern State (11-23-2016)... Had three rebounds in five minutes of play against South Carolina (12-1-2016)... Played in three minutes versus UConn (12-4-2016)... Put up eight points with three boards and two blocks against UTRGV (12-15-2016)... Posted a career-high 14 points with two steals against UTSA (12-17-2016)... Registered eight points with a career-high six assists and three steals against New Orleans (12-20-2016)... Notched two rebounds in seven minutes of play against Texas Tech (12-29-2016)... Played in three minutes of competition at Iowa State (1-1-2017)... Posted three points and five rebounds at Kansas (1-4-2017)... Sat out the next four games due to injury... Totaled one steal in six minutes of play at Texas Tech (1-21-2017)... Had one assist in four minutes of play at TCU (1-25-2017)...

CAREER STATS

YEAR	GP	GS	MIN	FG%	3FG%	FT%	REB	REB/G	AST/G	PTS	PTS/G
2014-15	25	0	6.4	.339	.333	.783	30	1.2	.560	62	2.5
2015-16	28	0	8.9	.478	.304	.750	39	1.4	.571	86	3.1
2016-17	14	1	10.4	.327	.222	.667	21	1.5	.857	40	2.9
TOTAL	67	1	8.3	.388	.283	.761	90	1.3	.627	188	2.8

BIG 12 CAREER STATS

YEAR	GP	GS	MIN	FG%	3FG%	FT%	REB	REB/G	AST/G	PTS	PTS/G
2014-15	11	0	4.5	.231	.333	.833	10	0.9	.364	12	1.1
2015-16	14	0	7.1	.531	.333	.714	15	1.1	.286	47	3.4
2016-17	5	0	6.6	.071	.125	-	7	1.4	.600	3	0.6
TOTAL	30	0	6.1	.356	.250	.750	32	1.1	.367	62	2.1

2016-17 GAME-BY-GAME STATS

DATE	OPPONENT	MIN	FG	3FG	FT	REB	A	TO	BLK	STL	PTS
N.14	at Stanford	20	0-4	0-2	0-0	2	0	2	0	1	0
N.16	Houston Baptist	17	2-6	1-2	0-0	3	0	2	1	0	5
N.20	at Mississippi State	6	0-0	0-0	0-0	0	0	2	0	0	0
N.23	Northwestern State	12	1-4	0-1	0-0	1	0	2	0	1	2
D.01	South Carolina	5	0-1	0-0	0-0	3	0	0	0	0	0
D.04	vs. UConn	3	0-0	0-0	0-0	0	0	1	0	0	0
D.11	Tennessee	- Did not play -									
D.15	UT Rio Grande Valley	18	4-6	0-0	0-0	3	2	0	2	1	8
D.17	UTSA	14	6-9	2-3	0-0	1	1	1	0	2	14
D.20	New Orleans	17	3-8	0-2	2-3	1	6	1	1	3	8
D. 29	Texas Tech *	7	0-6	0-3	0-0	2	0	0	0	0	0
J.01	at Iowa State *	3	0-0	0-0	0-0	0	0	0	0	0	0
J.04	at Kansas *	13	1-5	1-3	0-0	5	2	3	1	0	3
J.07	TCU *	- Did not play - injury -									
J.10	Oklahoma State *	- Did not play - injury -									
J.14	at West Virginia *	- Did not play - injury -									
J.17	Oklahoma *	- Did not play - injury -									
J.21	at Texas Tech *	6	0-1	0-0	0-0	0	0	0	0	1	0
J.25	at TCU *	4	0-2	0-2	0-0	0	1	1	0	0	0
J.29	West Virginia *	- Did not play -									
F.01	at Oklahoma State *	- Did not play -									
F.04	Kansas State *	- Did not play -									
F.06	at Baylor *	- Did not play -									
F.11	Kansas *	- Did not play -									
F.13	at Florida State	- Did not play -									
F.18	at Oklahoma *	- Did not play -									
F.20	Baylor *	- Did not play -									
F.24	Iowa State *	- Did not play -									
F.27	at Kansas State *	- Did not play -									
M.4	vs. Oklahoma State	- Did not play -									
M.5	vs. West Virginia	- Did not play -									
M.17	vs. Central Arkansas	- Did not play -									
M.19	vs. NC State	- Did not play -									

CAREER/SEASON GAME HIGHS (DATE: MM/YY)

	CAREER	SEASON
POINTS	14 vs. UTSA (12/16)	14 vs. UTSA (12/16)
REBOUNDS	6 vs. Sam Houston State (12/15)	5 at Kansas (1/17)
ASSISTS	6 vs. New Orleans (12/16)	6 vs. New Orleans (12/16)
STEALS	3 twice, last vs. New Orleans (12/16)	3 vs. New Orleans (12/16)
BLOCKS	2 twice, last vs. UTRGV (12/16)	2 vs. UTRGV (12/16)
FG	6 vs. UTSA (12/16)	6 vs. UTSA (12/16)
3FG	2 three times, last vs. UTSA (12/16)	2 vs. UTSA (12/16)
FT	8 vs. UTPA (11/14)	2 vs. New Orleans (12/16)
MINUTES	20 at Stanford (11/16)	20 at Stanford (11/16)

PLAYER BIO UPDATES



23

ARIEL ATKINS

JR | G | 5-11

DUNCANVILLE, TEXAS | DUNCANVILLE

2016-17 Update:

- Sporting News Preseason All-American
- Allstate WBCA Good Works Team Nominee
- 2016-17 All-Big 12 First Team Member
- 2016-17 Big 12 All-Defensive Team Member

Has started in 31 of 33 games for the Longhorns this season...Posted 14 points along with four steals and three boards in 31 minutes of play at Stanford (11-14-2016)... Registered 11 points, four rebounds, and three steals against Houston Baptist (11-16-2016)... Notched 18 points with four rebounds at Mississippi State (11-20-2016)... Totaled 11 points with a game-high four steals against Northwestern State (11-23-2016)... Had 14 points and four assists against South Carolina (12-1-2016)... Posted four points along with two board and steals in six minutes of play versus UConn (12-4-2016) before having to sit out due to concussion-like symptoms... Sat out the next two games due to concussion protocol... Registered 10 points with six rebounds and three assists against UTSA (12-17-2016)... Notched 15 points and five rebounds against New Orleans (12-20-2016)... Put up nine points and eight rebounds along with a team-high three steals against Texas Tech (12-29-2016)... Posted a career-high 25 points with two rebounds and one assists at Iowa State (1-1-2017)... Registered 12 points and five rebounds at Kansas (1-4-2017)... Recorded 14 points five rebounds and a game-high four steals against TCU (1-7-2017)... Had five points with eight rebounds and a game-high three assists against Oklahoma State (1-10-2017)... Put up a team-high 15 points and a game-high three steals at West Virginia (1-14-2017)... Totaled 19 points with four rebounds and a game-high three steals against Oklahoma (1-17-2017)... Notched 13 points with four rebounds and three assists at Texas Tech (1-21-2017)... Had a game-high 17 points complimented by four rebounds, two assists, and three steals at TCU (1-25-2017)... Totaled seven points with four rebounds and five assists against West Virginia (1-29-2017)... Registered a career-high 26 points with three rebounds and two steals at Oklahoma State (2-1-2017)... Put up five points with two assists and steals against Kansas State (2-4-2017)... Dropped 20 points with three rebounds at Baylor (2-6-2017)... Posted eight points with five rebounds against Kansas (2-11-2017)... Had 21 points with seven rebounds and two steals at Florida State (2-13-2017)... Totaled 11 points with one rebound at Oklahoma (2-18-2017)... Notched 14 points with five rebounds and a game-high three steals against Baylor (2-20-2017)... Registered nine points, six rebounds, and four steals against Iowa State (2-24-2017)... Put up 10 points and six rebounds at Kansas State (2-27-2017)... Had eight points and six rebounds with a game-high three steals in the Big 12 Quarterfinals versus Oklahoma State (3-4-2017)... Recorded 12 points with three rebounds in the Big 12 Semifinals versus West Virginia (3-5-2017)... Notched six points with five rebounds in the NCAA First Round versus Central Arkansas (3-17-2017)... Registered eight points and two rebounds in the NCAA Second Round versus NC State (3-19-2017)...

CAREER STATS

YEAR	GP	GS	MIN	FG%	3FG%	FT%	REB	REB/G	AST/G	PTS	PTS/G
2014-15	27	19	23.9	.363	.288	.825	92	3.4	1.296	263	9.7
2015-16	27	14	21.0	.536	.356	.819	105	3.9	1.259	302	11.2
2016-17	31	31	26.4	.457	.370	.810	129	4.2	1.581	391	12.6
TOTAL	85	64	23.9	.448	.340	.818	326	3.8	1.389	956	11.2

BIG 12 CAREER STATS

YEAR	GP	GS	MIN	FG%	3FG%	FT%	REB	REB/G	AST/G	PTS	PTS/G
2014-15	14	11	25.8	.359	.297	.821	43	3.1	1.429	145	10.4
2015-16	18	7	20.3	.540	.314	.792	65	3.6	1.278	183	10.2
2016-17	18	18	28.1	.487	.405	.791	76	4.2	1.444	239	13.3
TOTAL	50	36	24.6	.462	.342	.800	184	3.7	1.380	567	11.3

2016-17 GAME-BY-GAME STATS

DATE	OPPONENT	MIN	FG	3FG	FT	REB	A	TO	BLK	STL	PTS
N.14	at Stanford	31	5-13	1-4	3-6	3	2	3	0	4	14
N.16	Houston Baptist	16	4-6	1-1	2-2	4	1	1	0	3	11
N.20	at Mississippi State	28	7-14	0-4	4-4	4	2	1	0	1	18
N.23	Northwestern State	17	5-7	0-1	1-1	5	3	0	0	4	11
D.01	South Carolina	33	5-14	2-4	2-2	1	4	1	1	1	14
D.04	vs. UConn	6	1-4	0-0	2-2	2	0	2	0	2	4
D.11	Tennessee	- Did not play - injury -									
D.15	UT Rio Grande Valley	- Did not play - injury -									
D.17	UTSA	24	4-13	0-1	2-2	6	3	4	2	1	10
D.20	New Orleans	19	5-8	2-4	3-4	5	2	0	0	1	15
D.29	Texas Tech *	34	4-11	0-3	1-1	8	1	1	1	3	9
J.01	at Iowa State *	31	10-17	3-5	2-2	2	1	2	0	0	25
J.04	at Kansas *	21	4-5	1-2	3-4	5	0	1	0	1	12
J.07	TCU *	25	6-14	1-3	1-3	5	1	1	0	4	14
J.10	Oklahoma State *	30	2-6	0-2	1-2	8	3	1	1	1	5
J.14	at West Virginia *	24	6-7	0-0	3-3	3	1	2	0	3	15
J.17	Oklahoma *	29	9-13	0-1	1-2	4	2	2	0	3	19
J.21	at Texas Tech *	26	5-10	1-4	2-2	4	3	1	0	1	13
J.25	at TCU *	28	7-16	3-6	0-0	4	2	2	0	3	17
J.29	West Virginia *	31	2-8	0-0	3-4	4	5	2	1	1	7
F.01	at Oklahoma State *	23	11-13	3-3	1-1	3	0	1	0	2	26
F.04	Kansas State *	34	2-6	1-2	0-0	1	2	2	0	2	5
F.06	at Baylor *	35	8-12	1-3	3-5	3	1	1	0	1	20
F.11	Kansas *	23	3-8	0-1	2-2	5	2	0	1	1	8
F.13	at Florida State	38	8-16	0-3	5-6	7	2	4	0	2	21
F.18	at Oklahoma *	24	3-9	2-3	3-4	1	1	1	0	1	11
F.20	Baylor *	30	4-17	1-4	5-5	5	0	0	0	3	14
F.24	Iowa State *	28	4-9	0-0	1-1	6	1	0	1	4	9
F.27	at Kansas State *	29	4-12	0-0	2-2	6	0	3	0	3	10
M.4	vs. Oklahoma State	28	3-13	1-3	1-2	6	0	0	0	3	8
M.5	vs. West Virginia	32	3-10	2-3	4-4	3	1	1	0	2	12
M.17	vs. Central Arkansas	18	2-7	1-2	1-2	5	2	1	2	2	6
M.19	vs. NC State	24	2-6	0-1	4-4	2	1	2	0	0	8

CAREER/SEASON GAME HIGHS (DATE: MM/YY)

	CAREER	SEASON
POINTS	26 at Oklahoma State (2/17)	26 at Oklahoma State (2/17)
REBOUNDS	11 at Iowa State (02/16)	8 twice, last vs. Oklahoma State (1/17)
ASSISTS	5 twice, last vs. West Virginia (1/17)	5 vs. West Virginia (1/17)
STEALS	5 vs. Southern (12/14)	4 four times, last vs. Iowa State (2/17)
BLOCKS	2 twice, last vs. UTSA (12/16)	2 vs. UTSA (12/16)
FG	11 at Oklahoma State (2/17)	11 at Oklahoma State (2/17)
3FG	3 five times, last at Oklahoma State (2/17)	3 three times, last at Oklahoma State (2/17)
FT	8 at TCU (02/15)	5 twice, last vs. Baylor (2/17)
MINUTES	40 vs. Oklahoma (01/15)	38 at Florida State (2/17)

PLAYER BIO UPDATES



24

JOYNER HOLMES

FR | G/F | 6-3

CEDAR HILL, TEXAS | CEDAR HILL

2016-17 Update:

- Preseason National Freshman of the Year (College Sports Madness)
- ESPNW National Player of the Week (2-13-2017)
- USBWA National Freshman of the Week (2-14-2017)
- College Sports Madness Big12 Player of the Week (2-14-2017)
- NCAA Starting Five (2-15-2017)
- Big 12 Freshman of the Week (1-9-2017, 1-23-2017, 1-30-2017, 2-6-2017, 2-13-2017, 2-20-2017, 3-1-2017)
- 2016-17 Big 12 Freshman of the Year
- 2016-17 All-Big 12 First Team Member
- 2016-17 Big 12 All-Freshman Team Member

Has started in 30 of 33 games this season for Texas... Has posted eight double-doubles this season... Posted three points with three boards and a block in her career opener at Stanford (11-14-2016)... Led all scorers with 22 points, nine rebounds, and three blocks against Houston Baptist (11-16-2016)... Registered nine points and eight rebounds at Mississippi State (11-20-2016)... Totaled 12 points and brought down four boards against Northwestern State (11-23-2016)... Had 11 points and four rebounds in 25 minutes of play against South Carolina (12-1-2016)... Posted six points along with two boards and steals versus UConn (12-4-2016)... Notched 12 points and eight rebounds against Tennessee (12-11-2016)... Registered her first career double-double behind 16 points and 13 rebounds against UTRGV (12-15-2016)... Posted eight points and four rebounds against UTSA (12-17-2016)... Totaled six points with 10 rebounds against New Orleans (12-20-2016)... Notched her second double-double with 10 points and rebounds against Texas Tech (12-29-2016)... Put up seven points with five rebounds and two blocks at Iowa State (1-1-2017)... Posted 13 points and nine rebounds along with a game-high three blocks at Kansas (1-4-2017)... Recorded a game-high 18 points with eight rebounds against TCU (1-7-2017)... Had nine points and rebounds with a game-high three blocks against Oklahoma State (1-10-2017)... Notched a team-high 15 points with four rebounds at West Virginia (1-14-2017)... Registered her third double-double of the season behind a game-high 20 points and 10 rebounds against Oklahoma (1-17-2017)... Put up her fourth double-dip of the season with 13 points and a career-high 15 rebounds at Texas Tech (1-21-2017)... Notched her fifth double-double with 15 points and 14 rebounds at TCU (1-25-2017)... Totaled 10 points and seven rebounds against West Virginia (1-29-2017)... Registered 12 points and five rebounds at Oklahoma State (2-1-2017)... Had a team-high 21 points and nine rebounds against Kansas State (2-4-2017)... Dropped her sixth double-double with 18 points and a game-high 10 rebounds at Baylor (2-6-2017)... Posted her seventh double-dip with 15 points and 13 rebounds against Kansas (2-11-2017)... Picked up her third-straight and eight season double-double with 14 points and rebounds along with three blocks at Florida State (2-13-2017)... Notched eight points and boards at Oklahoma (2-18-2017)... Had seven points and a team-high 12 rebounds against Baylor (2-20-2017)... Registered 10 pointst and six rebounds against Iowa State (2-24-2017)... Put up a game-high 17 points with seven rebounds at Kansas State (2-27-2017)... Totaled two points with seven rebounds in the Big 12 Quarterfinals versus Oklahoma State (3-4-2017)... Recorded nine points and six rebounds in the Big 12 Semifinals versus West Virginia (3-5-2017)... Notched 12 points and a game-high nine rebounds in the NCAA First Round versus Central Arkansas... Registered 16 points and nine rebounds in the NCAA Second Round versus NC State (3-19-2017)...

CAREER STATS

YEAR	GP	GS	MIN	FG%	3FG%	FT%	REB	REB/G	AST/G	PTS	PTS/G
2016-17	33	31	26.4	.438	.182	.673	271	8.2	1.879	396	12.0
TOTAL	33	31	26.4	.438	.182	.673	271	8.2	1.879	396	12.0

BIG 12 CAREER STATS

YEAR	GP	GS	MIN	FG%	3FG%	FT%	REB	REB/G	AST/G	PTS	PTS/G
2016-17	18	18	27.7	.445	-	.759	161	8.9	1.667	238	13.2
TOTAL	18	18	27.7	.445	-	.759	161	8.9	1.667	238	13.2

2016-17 GAME-BY-GAME STATS

DATE	OPPONENT	MIN	FG	3FG	FT	REB	A	TO	BLK	STL	PTS
N.14	at Stanford	17	1-4	0-0	1-2	3	1	0	1	1	3
N.16	Houston Baptist	22	8-17	1-2	5-8	9	1	0	3	0	22
N.20	at Mississippi State	31	4-14	0-1	1-2	8	3	4	0	1	9
N.23	Northwestern State	19	5-7	0-0	2-2	4	2	3	0	0	12
D.01	South Carolina	25	5-11	0-1	1-4	4	1	3	0	0	11
D.04	vs. UConn	32	3-10	0-1	0-0	2	3	6	0	2	6
D.11	Tennessee	22	4-8	0-1	4-5	8	2	4	0	0	12
D.15	UT Rio Grande Valley	29	7-14	0-1	2-3	13	4	6	3	1	16
D.17	UTSA	19	4-7	0-0	0-0	4	2	1	2	0	8
D.20	New Orleans	25	2-6	0-1	2-4	10	3	3	1	2	6
D. 29	Texas Tech *	28	5-8	0-0	0-3	10	2	2	1	1	10
J.01	at Iowa State *	28	2-10	0-0	3-4	5	0	3	2	1	7
J.04	at Kansas *	22	6-18	0-0	1-1	9	2	4	3	1	13
J.07	TCU *	24	9-16	0-0	0-0	8	1	2	0	2	18
J.10	Oklahoma State *	23	3-13	0-0	3-3	9	2	3	3	1	9
J.14	at West Virginia *	29	7-12	0-0	1-1	4	1	3	0	1	15
J.17	Oklahoma *	34	8-14	0-0	4-5	10	3	3	2	0	20
J.21	at Texas Tech *	24	5-12	0-0	3-5	15	1	0	1	0	13
J.25	at TCU *	31	6-12	0-0	3-5	14	0	2	2	0	15
J.29	West Virginia *	19	4-11	0-0	2-2	7	1	3	0	0	10
F.01	at Oklahoma State *	18	4-7	0-0	4-4	5	1	2	1	0	12
F.04	Kansas State *	24	9-16	0-0	3-5	9	2	4	2	3	21
F.06	at Baylor *	35	6-12	0-0	6-7	10	2	1	2	2	18
F.11	Kansas *	23	6-10	0-0	3-5	13	3	3	0	0	15
F.13	at Florida State	39	6-16	0-1	2-3	14	1	5	3	0	14
F.18	at Oklahoma *	32	3-7	0-0	2-2	8	4	4	0	2	8
F.20	Baylor *	36	3-14	0-0	1-1	12	1	3	1	1	7
F.24	Iowa State *	24	5-12	0-0	0-0	6	1	1	0	0	10
F.27	at Kansas State *	34	6-14	0-0	5-5	7	3	1	1	1	17
M.4	vs. Oklahoma State	26	1-7	0-0	0-2	7	2	2	0	0	2
M.5	vs. West Virginia	22	4-10	0-1	1-3	6	1	2	1	1	9
M.17	vs. Central Arkansas	19	6-13	0-0	0-2	9	4	2	2	1	12
M.19	vs. NC State	27	6-10	1-1	3-3	9	2	5	0	1	16

CAREER/SEASON GAME HIGHS (DATE: MM/YY)

	CAREER	SEASON
POINTS	22 vs. Houston Baptist (11/16)	22 vs. Houston Baptist (11/16)
REBOUNDS	15 at Texas Tech (1/17)	15 at Texas Tech (1/17)
ASSISTS	4 three times, last vs. Central Arkansas (3/17)	4 three times, last vs. Central Arkansas (3/17)
STEALS	3 vs. Kansas State (2/17)	3 vs. Kansas State (2/17)
BLOCKS	3 five times, last at Florida State (2/17)	3 five times, last at Florida State (2/17)
FG	9 twice, last vs. Kansas State (2/17)	9 twice, last vs. Kansas State (2/17)
3FG	1 vs. Houston Baptist (11/16)	1 vs. Houston Baptist (11/16)
FT	6 at Baylor (2/17)	6 at Baylor (2/17)
MINUTES	39 at Florida State (2/17)	39 at Florida State (2/17)

PLAYER BIO UPDATES



30

KHALEANN CARON-GOUDREAU

R-SO | F | 6-4

GATINEAU, QUEBEC | IMG ACADEMY

2016-17 Update: Sat out the first three games due to injury... Has played in 15 games this season for Texas... Totaled one rebound, block, and steal in six minutes of play against Northwestern State (11-23-2016)... Played in eight minutes versus UConn (12-4-2016)... Put up one board against UTRGV (12-15-2016)... Posted a career-high seven points with four rebounds and blocks against UTSA (12-17-2016)... Registered one point with four rebounds and a block against New Orleans (12-20-2016)... Notched one rebound in five minutes of play against Texas Tech (12-29-2016)... Put up one board in eight minutes of play at Kansas (1-4-2017)... Recorded four points along with two rebounds and blocks against TCU (1-7-2017)... Tied her career-high with seven points with two rebounds and a block against Oklahoma State (1-10-2017)... Notched one steal in five minutes of play at West Virginia (1-14-2017)... Played in seven minutes against Oklahoma (1-17-2017)... Put up six points with three rebounds at Texas Tech (1-21-2017)... Totaled five points and rebounds with one block at TCU (1-25-2017)... Had two points against West Virginia (1-29-2017)... Registered two points and rebounds at Oklahoma State (2-1-2017)... Is currently sitting out due to injury...

CAREER STATS											* (AT VANDERBILT)	
YEAR	GP	GS	MIN	FG%	3FG%	FT%	REB	REB/G	BLK/G	PTS	PTS/G	
2014-15*	3	0	18.0	.273	.308	.625	6	2.0	.667	21	7.0	
2015-16												- Sat out due to NCAA transfer rules -
2016-17	15	0	10.5	.448	.286	.600	26	1.7	.667	34	2.3	
TOTAL	18	0	11.8	.373	.300	.611	32	1.8	.667	55	3.1	

BIG 12 CAREER STATS											
YEAR	GP	GS	MIN	FG%	3FG%	FT%	REB	REB/G	BLK/G	PTS	PTS/G
2016-17	10	0	10.1	.556	.333	.833	16	1.6	.400	26	2.6
TOTAL	10	0	10.1	.556	.333	.833	16	1.6	.400	26	2.6

2016-17 GAME-BY-GAME STATS												
DATE	OPPONENT	MIN	FG	3FG	FT	REB	A	TO	BLK	STL	PTS	
N.14	at Stanford											- Did not play - injury -
N.16	Houston Baptist											- Did not play - injury -
N.20	at Mississippi State											- Did not play - injury -
N.23	Northwestern State	6	0-1	0-0	0-0	1	0	1	1	1	0	
D.01	South Carolina											- Did not play -
D.04	vs. UConn	8	0-1	0-1	0-0	0	0	2	0	0	0	
D.11	Tennessee											- Did not play -
D.15	UT Rio Grande Valley	7	0-2	0-1	0-0	1	0	0	0	0	0	
D.17	UTSA	17	3-7	1-2	0-2	4	1	2	4	1	7	
D.20	New Orleans	19	0-0	0-0	1-2	4	0	2	1	0	1	
D.29	Texas Tech *	5	0-0	0-0	0-0	1	0	0	0	0	0	
J.01	at Iowa State *											- Did not play -
J.04	at Kansas *	8	0-0	0-0	0-0	1	0	0	0	0	0	
J.07	TCU *	16	2-3	0-1	0-0	2	1	2	2	0	4	
J.10	Oklahoma State *	17	3-5	1-1	0-0	2	0	1	1	0	7	
J.14	at West Virginia *	5	0-1	0-1	0-0	0	0	0	0	1	0	
J.17	Oklahoma *	7	0-0	0-0	0-0	0	0	1	0	0	0	
J.21	at Texas Tech *	11	2-4	0-0	2-2	3	0	1	0	0	6	
J.25	at TCU *	16	2-3	0-0	1-2	5	2	0	1	0	5	
J.29	West Virginia *	11	0-1	0-0	2-2	0	0	0	0	0	2	
F.01	at Oklahoma State *	5	1-1	0-0	0-0	2	0	1	0	0	2	
F.04	Kansas State *											- Did not play - injury -
F.06	at Baylor *											- Did not play - injury -
F.11	Kansas *											- Did not play - injury -
F.13	at Florida State											- Did not play - injury -
F.18	at Oklahoma *											- Did not play - injury -
F.20	Baylor *											- Did not play - injury -
F.24	Iowa State *											- Did not play - injury -
F.27	at Kansas State *											- Did not play - injury -
M.4	vs. Oklahoma State											- Did not play - injury -
M.5	vs. West Virginia											- Did not play -
M.17	vs. Central Arkansas											- Did not play -
M.19	vs. NC State											- Did not play - injury -

CAREER/SEASON GAME HIGHS (DATE: MM/YY)		
	CAREER	SEASON
POINTS	7 twice, last vs. Oklahoma State (1/17)	7 twice, last vs. Oklahoma State (1/17)
REBOUNDS	5 at TCU (1/17)	5 at TCU (1/17)
ASSISTS	1 twice, last vs. TCU (1/17)	1 twice, last vs. TCU (1/17)
STEALS	1 three times, last at West Virginia (1/17)	1 three times, last at West Virginia (1/17)
BLOCKS	4 vs. UTSA (12/16)	4 vs. UTSA (12/16)
FG	3 twice, last vs. Oklahoma State (1/17)	3 twice, last vs. Oklahoma State (1/17)
3FG	1 twice, last vs. Oklahoma State (1/17)	1 twice, last vs. Oklahoma State (1/17)
FT	2 twice, last vs. West Virginia (1/17)	2 twice, last vs. West Virginia (1/17)
MINUTES	19 vs. New Orleans (12/16)	19 vs. New Orleans (12/16)

PLAYER BIO UPDATES



31

AUDREY-ANN CARON-GOUDREAU

JR | F | 6-4

GATINEAU, QUEBEC | IMG ACADEMY

2016-17 Update: Has started in three of 33 games for Texas this season...Registered two points, three rebounds, and a block in 17 minutes of play at Stanford in her Texas debut (11-14-2016)... Posted eight points and nine rebounds against Houston Baptist (11-16-2016)... Notched one trey and four rebounds in 19 minutes of play at Mississippi State (11-20-2016)... Totaled one block against Northwestern State (11-23-2016)... Had five points and five rebounds against South Carolina (12-1-2016)... Posted three boards and one assist in 10 minutes of play versus UConn (12-4-2016)... Notched two points and one rebound before leaving the game due to injury against Tennessee (12-11-2016)... Sat out the next seven games due to injury... Had three reboundsi in her first game back against Oklahoma State (1-10-2017)... Put up two points and three rebounds at West Virginia (1-14-2017)... Totaled three points and four rebounds against Oklahoma (1-17-2017)... Registered four points with one rebound and assist at Texas Tech (1-21-2017)... Posted one rebound in three minutes of play at TCU (1-25-2017)... Put up four points and five rebounds against West Virginia (1-29-2017)... Totaled one block at Oklahoma State (2-1-2017)... Notched five points with two rebounds and steals against Kansas State (2-4-2017)... Dropped one rebound and block at Baylor (2-6-2017)... Posted four points with six boards and a career-high five blocks against Kansas (2-11-2017)... Had five points and four rebounds with three blocks at Florida State (2-13-2017)... Notched six points with four rebounds at Oklahoma (2-18-2017)... Totaled four points against Baylor (2-20-2017)... Put up four points and six rebounds against Iowa State (2-24-2017)... Registered one rebound and assist at Kansas State (2-27-2017)... Put up two points and seven rebounds in the Big 12 Quarterfinals versus Oklahoma State (3-4-2017)... Recorded two points and five rebounds in the Big 12 Semifinals versus West Virginia (3-5-2017)... Notched four points and three rebounds in the NCAA First Round versus Central Arkansas (3-17-2017)... Registered three points and five rebounds in the NCAA Second Round versus NC State (3-19-2017)...

CAREER STATS											* (AT VANDERBILT)
YEAR	GP	GS	MIN	FG%	3FG%	FT%	REB	REB/G	BLK/G	PTS	PTS/G
2014-15*	27	16	19.5	.393	.188	.615	112	4.1	1.037	123	4.6
2016-17	26	3	13.7	.389	.273	.619	86	3.3	.846	72	2.8
TOTAL	53	19	16.7	.392	.222	.617	198	3.7	.943	195	3.7

BIG 12 CAREER STATS											
YEAR	GP	GS	MIN	FG%	3FG%	FT%	REB	REB/G	BLK/G	PTS	PTS/G
2016-17	14	0	10.9	.438	.250	.636	37	2.6	.714	36	2.5
TOTAL	14	0	10.9	.438	.250	.636	37	2.6	.714	36	2.5

2016-17 GAME-BY-GAME STATS											
DATE	OPPONENT	MIN	FG	3FG	FT	REB	A	TO	BLK	STL	PTS
N.14	at Stanford	17	1-3	0-1	0-0	3	0	2	1	0	2
N.16	Houston Baptist	20	2-7	0-1	4-4	9	2	0	1	1	8
N.20	at Mississippi State	19	1-3	1-1	0-0	4	0	3	1	0	3
N.23	Northwestern State	15	0-3	0-1	0-0	0	0	0	1	0	0
D.01	South Carolina	16	2-4	1-2	0-2	5	1	2	2	0	5
D.04	vs. UConn	10	0-2	0-1	0-0	3	1	0	0	0	0
D.11	Tennessee	5	1-1	0-0	0-0	1	0	1	0	0	2
D.15	UT Rio Grande Valley	- Did not play - injury -									
D.17	UTSA	- Did not play - injury -									
D.20	New Orleans	- Did not play - injury -									
D. 29	Texas Tech *	- Did not play - injury -									
J.01	at Iowa State *	- Did not play - injury -									
J.04	at Kansas *	- Did not play - injury -									
J.07	TCU *	- Did not play - injury -									
J.10	Oklahoma State *	9	0-3	0-1	0-0	3	0	0	0	0	0
J.14	at West Virginia *	14	1-4	0-2	0-0	3	0	2	0	0	2
J.17	Oklahoma *	12	1-3	0-0	1-2	4	0	2	1	0	3
J.21	at Texas Tech *	12	2-2	0-0	0-0	1	1	0	0	0	4
J.25	at TCU *	3	0-0	0-0	0-2	1	0	0	0	0	0
J.29	West Virginia *	16	1-1	1-1	1-1	5	0	1	1	0	4
F.01	at Oklahoma State *	11	0-0	0-0	0-0	0	0	1	1	0	0
F.04	Kansas State *	11	2-5	0-0	1-2	2	1	0	0	2	5
F.06	at Baylor *	11	0-2	0-0	0-0	1	0	1	1	0	0
F.11	Kansas *	12	2-3	0-0	0-0	6	1	1	5	1	4
F.13	at Florida State	25	2-3	0-0	1-2	4	1	1	3	0	5
F.18	at Oklahoma *	11	2-3	0-0	2-2	4	0	1	0	0	6
F.20	Baylor *	8	2-2	0-0	0-0	0	0	0	0	0	4
F.24	Iowa State *	9	1-3	0-0	2-2	6	0	2	1	0	4
F.27	at Kansas State *	13	0-1	0-0	0-0	1	1	0	0	0	0
M.4	vs. Oklahoma State	17	1-4	0-0	0-0	7	0	1	0	2	2
M.5	vs. West Virginia	17	1-3	0-0	0-0	5	1	0	2	0	2
M.17	vs. Central Arkansas	19	2-4	0-0	0-0	3	0	3	1	0	4
M.19	vs. NC State	24	1-3	0-0	1-2	5	2	2	0	0	3

CAREER/SEASON GAME HIGHS (DATE: MM/YY)		
	CAREER	SEASON
POINTS	8 vs. Houston Baptist (11/16)	8 vs. Houston Baptist (11/16)
REBOUNDS	9 vs. Houston Baptist (11/16)	9 vs. Houston Baptist (11/16)
ASSISTS	2 twice, last vs. NC State (3/17)	2 twice, last vs. NC State (3/17)
STEALS	2 twice, last vs. Oklahoma State (3/17)	2 twice, last vs. Oklahoma State (3/17)
BLOCKS	5 vs. Kansas (2/17)	5 vs. Kansas (2/17)
FG	2 eight times, last at Oklahoma (2/17)	2 eight times, last at Oklahoma (2/17)
3FG	1 three times, last vs. West Virginia (1/17)	1 three times, last vs. West Virginia (1/17)
FT	4 vs. Houston Baptist (11/16)	4 vs. Houston Baptist (11/16)
MINUTES	25 at Florida State (2/17)	25 at Florida State (2/17)



40

KELSEY LANG

SR | C | 6-5

THE WOODLANDS, TEXAS | THE WOODLANDS

2016-17 Update:

- 2016-17 Senior CLASS Award Candidate
- Big 12 Player of the Week (2-7-2017)
- 2016-17 All-Big 12 Honorable Mention

Has started in 31 of 33 games for the Longhorns this season.. The 41st member of the Texas 1,000-point club... Has notched seven double-doubles so far this season... Posted six points with three rebounds and a steal in 23 minutes of play at Stanford (11-14-2016)... Registered two points, four boards, and two blocks against Houston Baptist (11-16-2016)... Notched six points and eight rebounds at Mississippi State (11-20-2016)... Totaled 12 points and three rebounds against Northwestern State (11-23-2016)... Posted her second career double-double with 15 points and 12 rebounds along with six blocks against South Carolina (12-1-2016)... Picked up her second-consecutive and third career double-double with 12 points and 10 rebounds versus UConn (12-4-2016)... Notched 12 points along with eight rebounds and six blocks in a career-high 40 minutes of play against Tennessee (12-11-2016)... Put up her third double-double of the season with 10 points and rebounds against UTRGV (12-15-2016)... Posted her fourth double-double of the season with 11 points and 13 rebounds along with four assists against UTSA (12-17-2016)... Registered a school record shooting a perfect 11-11 from the field to pick up her third straight double-double with a career-high 23 points along with 10 rebounds against New Orleans (12-20-2016)... Notched eight points along with 13 rebounds against Texas Tech (12-29-2016)... Put up her sixth double-double of the season with 11 points and 12 boards at Iowa State (1-1-2017)... Posted six points and nine rebounds along with two steals at Kansas (1-4-2017)... Recorded six points with a career-high 14 rebounds against TCU (1-7-2017)... Had four points and eight rebounds against Oklahoma State (1-10-2017)... Registered 10 points with a team-high eight rebounds and two blocks at West Virginia (1-14-2017)... Totaled 11 points with three rebounds against Oklahoma (1-17-2017)... Put up eight points with five rebounds at Texas Tech (1-21-2017)... Put up eight points and three rebounds with a game-high five blocks at TCU (1-25-2017)... Registered 13 points with eight rebounds and two blocks against West Virginia (1-29-2017)... Notched her seventh double-dip of the season with 21 points and 12 rebounds at Oklahoma State (2-1-2017)... Became a member of the 1,000-point club after her performance of 10 points, nine rebounds, and five blocks against Kansas State (2-4-2017)... Dropped one point with nine rebounds and a game-high three blocks at Baylor (2-6-2017)... Posted 10 points with six boards and three blocks against Kansas (2-11-2017)... Had eight points with five rebounds and two assists at Florida State (2-13-2017)... Put up 13 points with eight boards and two blocks at Oklahoma (2-18-2017)... Totaled five points and three rebounds against Baylor (2-20-2017)... Registered six points and seven boards against Iowa State (2-24-2017)... Had four points and five rebounds at Kansas State (2-27-2017)... Put up 10 points behind a perfect 5-5 effort from the field in the Big 12 Quarterfinals versus Oklahoma State (3-4-2017)... Recorded seven points and eight rebounds in the Big 12 Semifinals versus West Virginia (3-5-2017)... Notched 10 points and five rebounds in the NCAA First Round versus Central Arkansas (3-17-2017)... Registered six points, seven rebounds, and a career-high tying six blocks in the NCAA Second Round versus NC State (3-19-2017)...

CAREER STATS

YEAR	GP	GS	MIN	FG%	3FG%	FT%	REB	REB/G	BLK/G	PTS	PTS/G
2013-14	34	13	14.4	.509	.143	.783	122	3.6	.941	183	5.4
2014-15	34	31	27.1	.544	.000	.714	218	6.4	1.412	359	10.6
2015-16	36	6	18.8	.518	-	.814	162	4.5	.861	235	6.5
2016-17	33	31	26.7	.533	.000	.660	248	7.5	2.273	305	9.2
TOTAL	137	81	21.7	.529	.083	.735	750	5.5	1.358	1082	7.9

BIG 12 CAREER STATS

YEAR	GP	GS	MIN	FG%	3FG%	FT%	REB	REB/G	BLK/G	PTS	PTS/G
2013-14	18	7	12.8	.507	.500	.846	71	3.9	.833	84	4.7
2014-15	18	18	26.7	.527	.000	.714	115	6.4	1.556	174	9.7
2015-16	18	3	19.6	.544	-	.818	83	4.6	1.056	130	7.2
2016-17	18	18	28.0	.472	.000	.654	142	7.9	2.278	155	8.6
TOTAL	72	46	21.8	.511	.250	.742	411	5.7	1.431	543	7.5

2016-17 GAME-BY-GAME STATS

DATE	OPPONENT	MIN	FG	3FG	FT	REB	A	TO	BLK	STL	PTS
N.14	at Stanford	23	3-8	0-0	0-1	3	1	2	0	1	6
N.16	Houston Baptist	14	1-5	0-0	0-0	4	1	0	2	0	2
N.20	at Mississippi State	20	2-2	0-0	2-2	8	2	1	0	1	6
N.23	Northwestern State	21	5-7	0-0	2-3	3	2	0	1	1	12
D.01	South Carolina	27	7-10	0-0	1-2	12	1	4	6	0	15
D.04	vs. UConn	36	6-9	0-0	0-0	10	1	7	2	0	12
D.11	Tennessee	40	5-9	0-0	2-2	8	2	0	6	1	12
D.15	UT Rio Grande Valley	26	5-10	0-0	0-2	10	1	0	1	0	10
D.17	UTSA	21	5-8	0-0	1-2	13	4	1	1	0	11
D.20	New Orleans	29	11-11	0-0	1-1	10	0	1	2	0	23
D.29	Texas Tech *	31	4-13	0-1	0-0	13	2	1	1	0	8
J.01	at Iowa State *	36	4-7	0-0	3-6	12	1	0	5	0	11
J.04	at Kansas *	30	3-7	0-0	0-0	9	2	3	2	2	6
J.07	TCU *	25	2-12	0-0	0-0	8	2	2	1	0	4
J.10	Oklahoma State *	28	1-4	0-0	4-6	14	0	2	3	0	6
J.14	at West Virginia *	29	5-7	0-0	0-0	8	1	0	2	1	10
J.17	Oklahoma *	26	5-9	0-0	1-2	3	1	1	0	0	11
J.21	at Texas Tech *	20	3-8	0-0	2-2	5	1	0	0	1	8
J.25	at TCU *	25	4-7	0-0	0-0	3	0	3	5	0	8
J.29	West Virginia *	26	6-9	0-0	1-1	8	0	3	2	0	13
F.01	at Oklahoma State *	34	10-14	0-0	1-1	12	0	1	2	0	21
F.04	Kansas State *	35	4-9	0-0	2-2	9	1	2	5	1	10
F.06	at Baylor *	33	0-5	0-0	1-2	9	2	2	3	0	1
F.11	Kansas *	23	5-7	0-0	0-0	6	1	1	3	0	10
F.13	at Florida State	27	4-7	0-0	0-0	5	2	1	0	0	8
F.18	at Oklahoma *	32	6-14	0-0	1-2	8	2	3	2	0	13
F.20	Baylor *	16	2-2	0-0	1-2	3	1	3	1	1	7
F.24	Iowa State *	34	3-6	0-0	0-0	7	2	1	1	0	6
F.27	at Kansas State *	21	2-6	0-0	0-0	5	1	1	3	1	4
M.4	vs. Oklahoma State	19	5-5	0-0	0-0	0	1	0	2	0	10
M.5	vs. West Virginia	35	1-6	0-0	5-6	8	0	2	3	1	7
M.17	vs. Central Arkansas	19	5-8	0-0	0-0	5	1	0	2	0	10
M.19	vs. NC State	21	3-6	0-0	0-0	7	1	0	6	0	6

CAREER/SEASON GAME HIGHS (DATE: MM/YY)

	CAREER	SEASON
POINTS	23 vs. New Orleans (12/16)	23 vs. New Orleans (12/16)
REBOUNDS	14 vs. TCU (1/17)	14 vs. TCU (1/17)
ASSISTS	4 vs. UTSA (12/16)	4 vs. UTSA (12/16)
STEALS	3 vs. UTSA (11/14)	1 eight times, last vs. Kansas State (2/17)
BLOCKS	6 three times, last vs. NC State (3/17)	6 three times, last vs. NC State (3/17)
FG	11 vs. New Orleans (12/16)	11 vs. New Orleans (12/16)
3FG	1 vs. Baylor (02/14)	
FT	4 four times, last vs. TCU (1/17)	4 vs. TCU (1/17)
MINUTES	40 vs. Tennessee (12/16)	40 vs. Tennessee (12/16)



TEXAS BASKETBALL

SEASON STATISTICS

2016-17 Texas Women's Basketball
Texas Season Schedule/Results & Leaders (as of Mar 20, 2017)
All games

RECORD:	OVERALL	HOME	AWAY	NEUTRAL
ALL GAMES	25-8	15-3	9-3	1-2
CONFERENCE	15-3	7-2	8-1	0-0
NON-CONFERENCE	10-5	8-1	1-2	1-2

Date	Opponent	Score	Att.	High Points	High Rebounds
11/14/16	at Stanford	59-71 L	2447	(20)McCarty, Brooke	(5)McCarty, Brooke
11/16/16	HOUSTON BAPTIST	W 98-46	6378	(22)Holmes, Joyner	(9)Caron-Goudreau, A. (9)Holmes, Joyner
11/20/16	at Mississippi State	68-79 L	7764	(19)McCarty, Brooke	(8)Taylor, Brianna (8)Holmes, Joyner
11/23/16	NORTHWESTERN STATE	W 86-39	2756	(14)Higgs, Lashann	(8)Lang, Kelsey (5)Taylor, Brianna (5)Atkins, Ariel (5)Higgs, Lashann
12/01/16	%SOUTH CAROLINA	67-76 L	3330	(15)Lang, Kelsey	(12)Lang, Kelsey
12/04/16	\$vs UConn	54-72 L	9014	(15)McCarty, Brooke	(10)Lang, Kelsey
12/11/16	TENNESSEE	W 72-67	4386	(13)Underwood, Jada (13)McCarty, Brooke	(8)Holmes, Joyner (8)Lang, Kelsey
12/15/16	UT RIO GRANDE VALLEY	W 85-61	2496	(16)Holmes, Joyner	(13)Holmes, Joyner
12/17/16	UT SAN ANTONIO	W 76-43	2962	(14)Foman, Tasia	(13)Lang, Kelsey
12/20/16	NEW ORLEANS	W 80-48	2567	(23)Lang, Kelsey	(10)Lang, Kelsey (10)Holmes, Joyner
12/29/16	*TEXAS TECH	W 67-47	4093	(16)McCarty, Brooke	(13)Lang, Kelsey
01/01/17	*at Iowa State	W 75-68	7915	(25)Atkins, Ariel	(12)Lang, Kelsey
01/04/17	*at Kansas	W 66-54	1817	(15)McCarty, Brooke	(9)Lang, Kelsey (9)Holmes, Joyner
01/07/17	*TCU	W 83-54	3864	(18)Holmes, Joyner	(14)Lang, Kelsey
01/10/17	*OKLAHOMA STATE	W 66-35	2624	(16)McCarty, Brooke	(9)Holmes, Joyner
01/14/17	*at West Virginia	W 73-63	4118	(15)Atkins, Ariel (15)Holmes, Joyner	(8)Lang, Kelsey (11)Taylor, Brianna
01/17/17	*OKLAHOMA	W 86-68	3259	(20)Holmes, Joyner	(15)Holmes, Joyner
01/21/17	*at Texas Tech	W 77-57	5236	(14)McCarty, Brooke	(14)Holmes, Joyner
01/25/17	*at TCU	W 77-69	2230	(17)Atkins, Ariel	(8)Lang, Kelsey
01/29/17	*WEST VIRGINIA	W 69-54	4123	(15)McCarty, Brooke	(12)Lang, Kelsey
02/01/17	*at Oklahoma State	W 85-71	1846	(26)Atkins, Ariel	(9)Holmes, Joyner
02/04/17	*KANSAS STATE	W 63-58	3781	(21)Holmes, Joyner	(9)Lang, Kelsey (10)Holmes, Joyner
02/06/17	*at Baylor	W 85-79	7054	(22)McCarty, Brooke	(13)Holmes, Joyner
02/11/17	*KANSAS	W 75-42	3974	(15)Holmes, Joyner	(14)Holmes, Joyner
02/13/17	at Florida State	Wo2 92-88	3621	(29)McCarty, Brooke	(9)Taylor, Brianna
02/18/17	*at Oklahoma	73-74 L	6038	(16)McCarty, Brooke	(12)Holmes, Joyner
02/20/17	*BAYLOR	67-70 L	7103	(16)McCarty, Brooke	(7)Lang, Kelsey
02/24/17	*IOWA STATE	66-70 L	4555	(12)McCarty, Brooke	(11)Taylor, Brianna
02/27/17	*at Kansas State	W 69-61	4541	(17)Holmes, Joyner	(8)Taylor, Brianna
03/04/17	^vs Oklahoma State	W 71-60	3852	(13)McCarty, Brooke	(8)Lang, Kelsey
03/05/17	^vs West Virginia	59-62 L	3475	(13)McCarty, Brooke	(9)Holmes, Joyner
03/17/17	!CENTRAL ARKANSAS	W 78-50	2908	(15)McCarty, Brooke	(9)Holmes, Joyner
03/19/17	!NC STATE	W 84-80	3476	(23)McCarty, Brooke	(9)Holmes, Joyner

* = Big 12 Conference game

% = SEC/Big 12 Challenge (Austin, Texas)

\$ = Jimmy V Classic (Uncasville, Conn.)

^ = Phillips 66 Big 12 Championship (Oklahoma City, Okla.)

! = NCAA First and Second Rounds (Austin, Texas)

Attendance Summary	Games	Attend	Avg/Game
Home	18	68635	3813
Away	12	54627	4552
Neutral	3	16341	5447
Total	33	139603	4230

2016-17 Texas Women's Basketball
Texas Combined Team Statistics (as of Mar 20, 2017)
All games

RECORD:	OVERALL	HOME	AWAY	NEUTRAL
ALL GAMES	25-8	15-3	9-3	1-2
CONFERENCE	15-3	7-2	8-1	0-0
NON-CONFERENCE	10-5	8-1	1-2	1-2

##	Player	gp-gs	min	avg	Total		3-Point		F-Throw		Rebounds				pf	dq	a	to	blk	stl	pts	avg
					fg-fga	fg%	3fg-fga	3fg%	ft-fa	ft%	off	def	tot	avg								
11	McCarty, Brooke	33-33	1112	33.7	170-367	.463	77-178	.433	56-73	.767	7	110	117	3.5	42	0	115	54	2	24	473	14.3
23	Atkins, Ariel	31-31	819	26.4	148-324	.457	27-73	.370	68-84	.810	64	65	129	4.2	90	4	49	43	10	63	391	12.6
24	Holmes, Joyner	33-31	872	26.4	163-372	.438	2-11	.182	68-101	.673	97	174	271	8.2	93	4	62	90	37	26	396	12.0
40	Lang, Kelsey	33-31	882	26.7	137-257	.533	0-1	.000	31-47	.660	92	156	248	7.5	94	2	39	45	75	11	305	9.2
10	Higgs, Lashann	33-2	577	17.5	114-235	.485	5-21	.238	33-62	.532	33	62	95	2.9	51	0	47	55	3	32	266	8.1
20	Taylor, Brianna	33-32	691	20.9	65-141	.461	3-9	.333	29-47	.617	50	90	140	4.2	77	1	62	70	6	43	162	4.9
01	Sutton, Alecia	33-1	445	13.5	49-143	.343	8-41	.195	18-28	.643	8	50	58	1.8	34	1	42	31	3	13	124	3.8
12	Underwood, Jada	28-0	276	9.9	34-77	.442	2-4	.500	23-34	.676	28	23	51	1.8	38	0	9	28	10	3	93	3.3
22	Foman, Tasia	14-1	145	10.4	17-52	.327	4-18	.222	2-3	.667	6	15	21	1.5	20	0	12	15	5	9	40	2.9
31	Caron-Goudreau, A.	26-3	356	13.7	28-72	.389	3-11	.273	13-21	.619	48	38	86	3.3	57	4	12	26	22	6	72	2.8
05	Hosey, Jordan	27-0	209	7.7	27-65	.415	0-3	.000	16-28	.571	17	26	43	1.6	20	0	2	19	3	7	70	2.6
30	Caron-Goudreau, K.	15-0	158	10.5	13-29	.448	2-7	.286	6-10	.600	13	13	26	1.7	23	1	4	13	10	3	34	2.3
14	Aborowa, Olamide	17-0	108	6.4	11-34	.324	0-0	.000	3-8	.375	13	15	28	1.6	14	0	2	9	6	1	25	1.5
Team											56	62	118				10					
Total.....		33	6650		976-2168	.450	133-377	.353	366-546	.670	532	899	1431	43.4	653	17	457	508	192	241	2451	74.3
Opponents.....		33	6650		704-1933	.364	167-524	.319	461-625	.738	375	696	1071	32.5	621	18	303	540	116	205	2036	61.7

TEAM STATISTICS								UT		OPP		Date	Opponent	Score	Att.				
SCORING								2451		2036		11/14/16	at Stanford	L	59-71	2447			
Points per game								74.3		61.7		11/16/16	HOUSTON BAPTIST	w	98-46	6378			
Scoring margin								+12.6		-		11/20/16	at Mississippi State	L	68-79	7764			
FIELD GOALS-ATT								976-2168		704-1933		11/23/16	NORTHWESTERN STATE	w	86-39	2756			
Field goal pct								.450		.364		% 12/01/16	SOUTH CAROLINA	L	67-76	3330			
3 POINT FG-ATT								133-377		167-524		\$ 12/04/16	vs UConn	L	54-72	9014			
3-point FG pct								.353		.319		12/11/16	TENNESSEE	w	72-67	4386			
3-pt FG made per game								4.0		5.1		12/15/16	UT RIO GRANDE VALLEY	w	85-61	2496			
FREE THROWS-ATT								366-546		461-625		12/17/16	UT SAN ANTONIO	w	76-43	2962			
Free throw pct								.670		.738		12/20/16	NEW ORLEANS	w	80-48	2567			
F-Throws made per game								11.1		14.0		* 12/29/16	TEXAS TECH	w	67-47	4093			
REBOUNDS								1431		1071		* 01/01/17	at Iowa State	w	75-68	7915			
Rebounds per game								43.4		32.5		* 01/04/17	at Kansas	w	66-54	1817			
Rebounding margin								+10.9		-		* 01/07/17	TCU	w	83-54	3864			
ASSISTS								457		303		* 01/10/17	OKLAHOMA STATE	w	66-35	2624			
Assists per game								13.8		9.2		* 01/14/17	at West Virginia	w	73-63	4118			
TURNOVERS								508		540		* 01/17/17	OKLAHOMA	w	86-68	3259			
Turnovers per game								15.4		16.4		* 01/21/17	at Texas Tech	w	77-57	5236			
Turnover margin								+1.0		-		* 01/25/17	at TCU	w	77-69	2230			
Assist/turnover ratio								0.9		0.6		* 01/29/17	WEST VIRGINIA	w	69-54	4123			
STEALS								241		205		* 02/01/17	at Oklahoma State	w	85-71	1846			
Steals per game								7.3		6.2		* 02/04/17	KANSAS STATE	w	63-58	3781			
BLOCKS								192		116		* 02/06/17	at Baylor	w	85-79	7054			
Blocks per game								5.8		3.5		* 02/11/17	KANSAS	w	75-42	3974			
ATTENDANCE								68635		70968		02/13/17	at Florida State	Wo2	92-88	3621			
Home games-Avg/Game								18-3813		12-4552		* 02/18/17	at Oklahoma	L	73-74	6038			
Neutral site-Avg/Game								-		3-5447		* 02/20/17	BAYLOR	L	67-70	7103			
												* 02/24/17	IOWA STATE	L	66-70	4555			
Score by Periods								1st	2nd	3rd	4th	OT	OT2	Totals	* 02/27/17	at Kansas State	w	69-61	4541
Texas								663	523	658	586	9	12	2451	^ 03/04/17	vs Oklahoma State	w	71-60	3852
Opponents								476	469	513	561	9	8	2036	^ 03/05/17	vs West Virginia	L	59-62	3475
														! 03/17/17	CENTRAL ARKANSAS	w	78-50	2908	
														! 03/19/17	NC STATE	w	84-80	3476	

* = Big 12 Conference game
 % = SEC/Big 12 Challenge (Austin, Texas)
 \$ = Jimmy V Classic (Uncasville, Conn.)
 ^ = Phillips 66 Big 12 Championship (Oklahoma City, Okla.)
 ! = NCAA First and Second Rounds (Austin, Texas)

2016-17 Texas Women's Basketball
Texas Combined Team Statistics (as of Mar 20, 2017)
Big 12 Conference

RECORD:	OVERALL	HOME	AWAY	NEUTRAL
ALL GAMES	15-3	7-2	8-1	0-0
CONFERENCE	15-3	7-2	8-1	0-0
NON-CONFERENCE	0-0	0-0	0-0	0-0

##	Player	gp-gs	min	avg	Total		3-Point		F-Throw		Rebounds				pf	dq	a	to	blk	stl	pts	avg
					fg-fga	fg%	3fg-fga	3fg%	ft-fa	ft%	off	def	tot	avg								
11	McCarty, Brooke	18-18	613	34.1	91-202	.450	41-97	.423	26-35	.743	4	57	61	3.4	22	0	61	24	2	14	249	13.8
23	Atkins, Ariel	18-18	505	28.1	94-193	.487	17-42	.405	34-43	.791	43	33	76	4.2	54	2	26	23	5	37	239	13.3
24	Holmes, Joyner	18-18	498	27.7	97-218	.445	0-0	.000	44-58	.759	59	102	161	8.9	50	2	30	44	21	16	238	13.2
10	Higgs, Lashann	18-1	308	17.1	69-140	.493	3-15	.200	17-38	.447	19	35	54	3.0	28	0	26	26	1	19	158	8.8
40	Lang, Kelsey	18-18	504	28.0	69-146	.473	0-1	.000	17-26	.654	50	92	142	7.9	56	1	19	26	41	6	155	8.6
20	Taylor, Brianna	18-17	394	21.9	35-85	.412	0-1	.000	14-22	.636	24	54	78	4.3	37	0	40	38	4	22	84	4.7
01	Sutton, Alecia	18-0	260	14.4	29-81	.358	5-24	.208	8-13	.615	6	33	39	2.2	22	1	28	21	0	8	71	3.9
30	Caron-Goudreau, K.	10-0	101	10.1	10-18	.556	1-3	.333	5-6	.833	10	6	16	1.6	14	1	3	6	4	1	26	2.6
31	Caron-Goudreau, A.	14-0	152	10.9	14-32	.438	1-4	.250	7-11	.636	22	15	37	2.6	26	2	4	11	10	3	36	2.6
05	Hosey, Jordan	12-0	71	5.9	8-21	.381	0-0	.000	11-16	.688	5	7	12	1.0	10	0	1	7	0	2	27	2.3
12	Underwood, Jada	16-0	121	7.6	11-34	.324	0-0	.000	6-13	.462	10	8	18	1.1	22	0	4	16	2	2	28	1.8
14	Aborowa, Olamide	8-0	40	5.0	4-14	.286	0-0	.000	0-2	.000	7	5	12	1.5	6	0	0	2	2	1	8	1.0
22	Foman, Tasia	5-0	33	6.6	1-14	.071	1-8	.125	0-0	.000	3	4	7	1.4	6	0	3	4	1	1	3	0.6
Team											27	34	61					5				
Total.....		18	3600		532-1198	.444	69-195	.354	189-283	.668	289	485	774	43.0	353	9	245	253	93	132	1322	73.4
Opponents.....		18	3600		374-1040	.360	95-282	.337	251-344	.730	210	403	613	34.1	333	7	167	297	64	101	1094	60.8

TEAM STATISTICS	UT	OPP	Date	Opponent	Score	Att.
SCORING	1322	1094	* 12/29/16	TEXAS TECH	w 67-47	4093
Points per game	73.4	60.8	* 01/01/17	at Iowa State	w 75-68	7915
Scoring margin	+12.7	-	* 01/04/17	at Kansas	w 66-54	1817
FIELD GOALS-ATT	532-1198	374-1040	* 01/07/17	TCU	w 83-54	3864
Field goal pct	.444	.360	* 01/10/17	OKLAHOMA STATE	w 66-35	2624
3 POINT FG-ATT	69-195	95-282	* 01/14/17	at West Virginia	w 73-63	4118
3-point FG pct	.354	.337	* 01/17/17	OKLAHOMA	w 86-68	3259
3-pt FG made per game	3.8	5.3	* 01/21/17	at Texas Tech	w 77-57	5236
FREE THROWS-ATT	189-283	251-344	* 01/25/17	at TCU	w 77-69	2230
Free throw pct	.668	.730	* 01/29/17	WEST VIRGINIA	w 69-54	4123
F-Throws made per game	10.5	13.9	* 02/01/17	at Oklahoma State	w 85-71	1846
REBOUNDS	774	613	* 02/04/17	KANSAS STATE	w 63-58	3781
Rebounds per game	43.0	34.1	* 02/06/17	at Baylor	w 85-79	7054
Rebounding margin	+8.9	-	* 02/11/17	KANSAS	w 75-42	3974
ASSISTS	245	167	* 02/18/17	at Oklahoma	L 73-74	6038
Assists per game	13.6	9.3	* 02/20/17	BAYLOR	L 67-70	7103
TURNOVERS	253	297	* 02/24/17	IOWA STATE	L 66-70	4555
Turnovers per game	14.1	16.5	* 02/27/17	at Kansas State	w 69-61	4541
Turnover margin	+2.4	-				
Assist/turnover ratio	1.0	0.6				
STEALS	132	101				
Steals per game	7.3	5.6				
BLOCKS	93	64				
Blocks per game	5.2	3.6				
ATTENDANCE	37376	40795				
Home games-Avg/Game	9-4153	9-4533				
Neutral site-Avg/Game	-	0-0				

* = Big 12 Conference game
 % = SEC/Big 12 Challenge (Austin, Texas)
 \$ = Jimmy V Classic (Uncasville, Conn.)
 ^ = Phillips 66 Big 12 Championship (Oklahoma City, Okla.)
 ! = NCAA First and Second Rounds (Austin, Texas)

Score by Periods	1st	2nd	3rd	4th	Totals
Texas	343	292	349	338	1322
Opponents	264	230	284	316	1094

2016-17 Texas Women's Basketball
Texas Overall/Conference Statistics (as of Mar 20, 2017)
All games

SUMMARY	Overall Statistics										Conference Statistics									
	gp-gs	min/g	fg%	3fg%	ft%	r/g	a/g	stl	blk	pts/g	gp-gs	min/g	fg%	3fg%	ft%	r/g	a/g	stl	blk	pts/g
McCarty, Brooke	33-33	33.7	.463	.433	.767	3.5	3.5	24	2	14.3	18-18	34.1	.450	.423	.743	3.4	3.4	14	2	13.8
Atkins, Ariel	31-31	26.4	.457	.370	.810	4.2	1.6	63	10	12.6	18-18	28.1	.487	.405	.791	4.2	1.4	37	5	13.3
Holmes, Joyner	33-31	26.4	.438	.182	.673	8.2	1.9	26	37	12.0	18-18	27.7	.445	.000	.759	8.9	1.7	16	21	13.2
Lang, Kelsey	33-31	26.7	.533	.000	.660	7.5	1.2	11	75	9.2	18-18	28.0	.473	.000	.654	7.9	1.1	6	41	8.6
Higgs, Lashann	33-2	17.5	.485	.238	.532	2.9	1.4	32	3	8.1	18-1	17.1	.493	.200	.447	3.0	1.4	19	1	8.8
Taylor, Brianna	33-32	20.9	.461	.333	.617	4.2	1.9	43	6	4.9	18-17	21.9	.412	.000	.636	4.3	2.2	22	4	4.7
Sutton, Alecia	33-1	13.5	.343	.195	.643	1.8	1.3	13	3	3.8	18-0	14.4	.358	.208	.615	2.2	1.6	8	0	3.9
Underwood, Jada	28-0	9.9	.442	.500	.676	1.8	0.3	3	10	3.3	16-0	7.6	.324	.000	.462	1.1	0.3	2	2	1.8
Foman, Tasia	14-1	10.4	.327	.222	.667	1.5	0.9	9	5	2.9	5-0	6.6	.071	.125	.000	1.4	0.6	1	1	0.6
Caron-Goudreau, A.	26-3	13.7	.389	.273	.619	3.3	0.5	6	22	2.8	14-0	10.9	.438	.250	.636	2.6	0.3	3	10	2.6
Hosey, Jordan	27-0	7.7	.415	.000	.571	1.6	0.1	7	3	2.6	12-0	5.9	.381	.000	.688	1.0	0.1	2	0	2.3
Caron-Goudreau, K.	15-0	10.5	.448	.286	.600	1.7	0.3	3	10	2.3	10-0	10.1	.556	.333	.833	1.6	0.3	1	4	2.6
Aborowa, Olamide	17-0	6.4	.324	.000	.375	1.6	0.1	1	6	1.5	8-0	5.0	.286	.000	.000	1.5	0.0	1	2	1.0
Totals	33		.450	.353	.670	43.4	13.8	241	192	74.3	18		.444	.354	.668	43.0	13.6	132	93	73.4
Opponent	33		.364	.319	.738	32.5	9.2	205	116	61.7	18		.360	.337	.730	34.1	9.3	101	64	60.8

SCORING	Overall Statistics								Conference Statistics							
	fg-fga	fg%	3fg-fga	3fg%	ft-fta	ft%	pts	pts/g	fg-fga	fg%	3fg-fga	3fg%	ft-fta	ft%	pts	pts/g
McCarty, Brooke	170-367	.463	77-178	.433	56-73	.767	473	14.3	91-202	.450	41-97	.423	26-35	.743	249	13.8
Atkins, Ariel	148-324	.457	27-73	.370	68-84	.810	391	12.6	94-193	.487	17-42	.405	34-43	.791	239	13.3
Holmes, Joyner	163-372	.438	2-11	.182	68-101	.673	396	12.0	97-218	.445	0-0	.000	44-58	.759	238	13.2
Lang, Kelsey	137-257	.533	0-1	.000	31-47	.660	305	9.2	69-146	.473	0-1	.000	17-26	.654	155	8.6
Higgs, Lashann	114-235	.485	5-21	.238	33-62	.532	266	8.1	69-140	.493	3-15	.200	17-38	.447	158	8.8
Taylor, Brianna	65-141	.461	3-9	.333	29-47	.617	162	4.9	35-85	.412	0-1	.000	14-22	.636	84	4.7
Sutton, Alecia	49-143	.343	8-41	.195	18-28	.643	124	3.8	29-81	.358	5-24	.208	8-13	.615	71	3.9
Underwood, Jada	34-77	.442	2-4	.500	23-34	.676	93	3.3	11-34	.324	0-0	.000	6-13	.462	28	1.8
Foman, Tasia	17-52	.327	4-18	.222	2-3	.667	40	2.9	1-14	.071	1-8	.125	0-0	.000	3	0.6
Caron-Goudreau, A.	28-72	.389	3-11	.273	13-21	.619	72	2.8	14-32	.438	1-4	.250	7-11	.636	36	2.6
Hosey, Jordan	27-65	.415	0-3	.000	16-28	.571	70	2.6	8-21	.381	0-0	.000	11-16	.688	27	2.3
Caron-Goudreau, K.	13-29	.448	2-7	.286	6-10	.600	34	2.3	10-18	.556	1-3	.333	5-6	.833	26	2.6
Aborowa, Olamide	11-34	.324	0-0	.000	3-8	.375	25	1.5	4-14	.286	0-0	.000	0-2	.000	8	1.0
Totals	976-2168	.450	133-377	.353	366-546	.670	2451	74.3	532-1198	.444	69-195	.354	189-283	.668	1322	73.4
Opponent	704-1933	.364	167-524	.319	461-625	.738	2036	61.7	374-1040	.360	95-282	.337	251-344	.730	1094	60.8

TOTALS	Overall Statistics										Conference Statistics									
	o-reb	d-reb	total	pf	fo	a	to	a/to	hi	pts	o-reb	d-reb	total	pf	fo	a	to	a/to	hi	pts
McCarty, Brooke	7	110	117	42	0	115	54	2.1	29		4	57	61	22	0	61	24	2.5	22	
Atkins, Ariel	64	65	129	90	4	49	43	1.1	26		43	33	76	54	2	26	23	1.1	26	
Holmes, Joyner	97	174	271	93	4	62	90	0.7	22		59	102	161	50	2	30	44	0.7	21	
Lang, Kelsey	92	156	248	94	2	39	45	0.9	23		50	92	142	56	1	19	26	0.7	21	
Higgs, Lashann	33	62	95	51	0	47	55	0.9	16		19	35	54	28	0	26	26	1.0	16	
Taylor, Brianna	50	90	140	77	1	62	70	0.9	12		24	54	78	37	0	40	38	1.1	12	
Sutton, Alecia	8	50	58	34	1	42	31	1.4	10		6	33	39	22	1	28	21	1.3	10	
Underwood, Jada	28	23	51	38	0	9	28	0.3	13		10	8	18	22	0	4	16	0.3	6	
Foman, Tasia	6	15	21	20	0	12	15	0.8	14		3	4	7	6	0	3	4	0.8	3	
Caron-Goudreau, A.	48	38	86	57	4	12	26	0.5	8		22	15	37	26	2	4	11	0.4	6	
Hosey, Jordan	17	26	43	20	0	2	19	0.1	10		5	7	12	10	0	1	7	0.1	8	
Caron-Goudreau, K.	13	13	26	23	1	4	13	0.3	7		10	6	16	14	1	3	6	0.5	7	
Aborowa, Olamide	13	15	28	14	0	2	9	0.2	4		7	5	12	6	0	0	2	0.0	4	
Totals	532	899	1431	653	17	457	508	0.9	98		289	485	774	353	9	245	253	1.0	86	
Opponent	375	696	1071	621	18	303	540	0.6	88		210	403	613	333	7	167	297	0.6	79	

2016-17 Texas Women's Basketball
Texas Combined Team Statistics (as of Mar 20, 2017)
Postseason

RECORD:	OVERALL	HOME	AWAY	NEUTRAL
ALL GAMES	3-1	2-0	0-0	1-1
CONFERENCE	0-0	0-0	0-0	0-0
NON-CONFERENCE	3-1	2-0	0-0	1-1

#	Player	gp-gs	min	avg	Total		3-Point		F-Throw		Rebounds								a	to	blk	stl	pts	avg
					fg-fga	fg%	3fg-fga	3fg%	ft-fa	ft%	off	def	tot	avg	pf	dq								
11	McCarty, Brooke	4-4	135	33.8	21-44	.477	9-21	.429	13-14	.929	0	19	19	4.8	5	0	10	7	0	2	64	16.0		
24	Holmes, Joyner	4-4	94	23.5	17-40	.425	1-2	.500	4-10	.400	13	18	31	7.8	10	0	9	11	3	3	39	9.8		
10	Higgs, Lashann	4-0	73	18.3	15-29	.517	0-3	.000	5-7	.714	2	6	8	2.0	8	0	5	6	1	1	35	8.8		
23	Atkins, Ariel	4-4	102	25.5	10-36	.278	4-9	.444	10-12	.833	8	8	16	4.0	15	1	4	4	2	7	34	8.5		
40	Lang, Kelsey	4-4	94	23.5	14-25	.560	0-0	.000	5-6	.833	7	13	20	5.0	10	0	3	2	13	1	33	8.3		
01	Sutton, Alecia	4-0	70	17.5	10-28	.357	1-8	.125	5-6	.833	1	9	10	2.5	4	0	6	3	1	2	26	6.5		
20	Taylor, Brianna	4-4	71	17.8	7-9	.778	0-0	.000	4-5	.800	6	10	16	4.0	9	0	2	15	1	5	18	4.5		
12	Underwood, Jada	3-0	27	9.0	4-9	.444	0-0	.000	5-6	.833	5	2	7	2.3	6	0	0	3	1	0	13	4.3		
05	Hosey, Jordan	4-0	38	9.5	6-14	.429	0-0	.000	3-6	.500	3	7	10	2.5	2	0	1	3	1	0	15	3.8		
31	Caron-Goudreau, A.	4-0	77	19.3	5-14	.357	0-0	.000	1-2	.500	9	11	20	5.0	9	0	3	6	3	2	11	2.8		
14	Aborowa, Olamide	2-0	19	9.5	2-3	.667	0-0	.000	0-0	.000	2	4	6	3.0	1	0	0	2	2	0	4	2.0		
Team											5	11	16											
Total.....		4	800		111-251	.442	15-43	.349	55-74	.743	61	118	179	44.8	79	1	43	65	28	23	292	73.0		
Opponents.....		4	800		89-237	.376	16-51	.314	58-69	.841	35	82	117	29.3	81	5	31	52	12	27	252	63.0		

TEAM STATISTICS	UT	OPP
SCORING	292	252
Points per game	73.0	63.0
Scoring margin	+10.0	-
FIELD GOALS-ATT	111-251	89-237
Field goal pct	.442	.376
3 POINT FG-ATT	15-43	16-51
3-point FG pct	.349	.314
3-pt FG made per game	3.8	4.0
FREE THROWS-ATT	55-74	58-69
Free throw pct	.743	.841
F-Throws made per game	13.8	14.5
REBOUNDS	179	117
Rebounds per game	44.8	29.3
Rebounding margin	+15.5	-
ASSISTS	43	31
Assists per game	10.8	7.8
TURNOVERS	65	52
Turnovers per game	16.3	13.0
Turnover margin	-3.2	-
Assist/turnover ratio	0.7	0.6
STEALS	23	27
Steals per game	5.8	6.8
BLOCKS	28	12
Blocks per game	7.0	3.0
ATTENDANCE	6384	7327
Home games-Avg/Game	2-3192	0-0
Neutral site-Avg/Game	-	2-3664

Date	Opponent		Score	Att.
^ 03/04/17	vs Oklahoma State	w	71-60	3852
^ 03/05/17	vs West Virginia	L	59-62	3475
! 03/17/17	CENTRAL ARKANSAS	w	78-50	2908
! 03/19/17	NC STATE	w	84-80	3476

* = Big 12 Conference game
 % = SEC/Big 12 Challenge (Austin, Texas)
 \$ = Jimmy V Classic (Uncasville, Conn.)
 ^ = Phillips 66 Big 12 Championship (Oklahoma City, Okla.)
 ! = NCAA First and Second Rounds (Austin, Texas)

Score by Periods	1st	2nd	3rd	4th	Totals
Texas	95	53	70	74	292
Opponents	52	65	68	67	252

2016-17 Texas Women's Basketball
Texas Combined Team Statistics (as of Mar 20, 2017)
NCAA Tournament

RECORD:	OVERALL	HOME	AWAY	NEUTRAL
ALL GAMES	2-0	2-0	0-0	0-0
CONFERENCE	0-0	0-0	0-0	0-0
NON-CONFERENCE	2-0	2-0	0-0	0-0

#	Player	gp-gs	min	avg	Total		3-Point		F-Throw		Rebounds								a	to	blk	stl	pts	avg
					fg-fga	fg%	3fg-fga	3fg%	ft-fa	ft%	off	def	tot	avg	pf	dq								
11	McCarty, Brooke	2-2	67	33.5	11-19	.579	6-11	.545	10-11	.909	0	8	8	4.0	2	0	5	4	0	1	38	19.0		
24	Holmes, Joyner	2-2	46	23.0	12-23	.522	1-1	1.000	3-5	.600	8	10	18	9.0	4	0	6	7	2	2	28	14.0		
10	Higgs, Lashann	2-0	41	20.5	8-18	.444	0-2	.000	2-3	.667	0	3	3	1.5	4	0	1	1	1	0	18	9.0		
40	Lang, Kelsey	2-2	40	20.0	8-14	.571	0-0	.000	0-0	.000	5	7	12	6.0	5	0	2	0	8	0	16	8.0		
01	Sutton, Alecia	2-0	38	19.0	6-15	.400	1-4	.250	2-3	.667	1	7	8	4.0	2	0	4	2	1	1	15	7.5		
23	Atkins, Ariel	2-2	42	21.0	4-13	.308	1-3	.333	5-6	.833	3	4	7	3.5	9	1	3	3	2	2	14	7.0		
12	Underwood, Jada	2-0	23	11.5	3-7	.429	0-0	.000	4-4	1.000	5	2	7	3.5	5	0	0	3	1	0	10	5.0		
14	Aborowa, Olamide	1-0	13	13.0	2-3	.667	0-0	.000	0-0	.000	2	4	6	6.0	0	0	0	2	2	0	4	4.0		
31	Caron-Goudreau, A.	2-0	43	21.5	3-7	.429	0-0	.000	1-2	.500	4	4	8	4.0	7	0	2	5	1	0	7	3.5		
20	Taylor, Brianna	2-2	26	13.0	2-2	1.000	0-0	.000	3-3	1.000	2	1	3	1.5	5	0	0	9	0	1	7	3.5		
05	Hosey, Jordan	2-0	21	10.5	2-5	.400	0-0	.000	1-4	.250	2	5	7	3.5	0	0	1	3	1	0	5	2.5		
Team											3	6	9				1							
Total.....		2	400		61-126	.484	9-21	.429	31-41	.756	35	61	96	48.0	43	1	24	40	19	7	162	81.0		
Opponents.....		2	400		46-121	.380	5-19	.263	33-39	.846	18	33	51	25.5	42	4	8	24	0	14	130	65.0		

TEAM STATISTICS	UT	OPP
SCORING	162	130
Points per game	81.0	65.0
Scoring margin	+16.0	-
FIELD GOALS-ATT	61-126	46-121
Field goal pct	.484	.380
3 POINT FG-ATT	9-21	5-19
3-point FG pct	.429	.263
3-pt FG made per game	4.5	2.5
FREE THROWS-ATT	31-41	33-39
Free throw pct	.756	.846
F-Throws made per game	15.5	16.5
REBOUNDS	96	51
Rebounds per game	48.0	25.5
Rebounding margin	+22.5	-
ASSISTS	24	8
Assists per game	12.0	4.0
TURNOVERS	40	24
Turnovers per game	20.0	12.0
Turnover margin	-8.0	-
Assist/turnover ratio	0.6	0.3
STEALS	7	14
Steals per game	3.5	7.0
BLOCKS	19	0
Blocks per game	9.5	0.0
ATTENDANCE	6384	0
Home games-Avg/Game	2-3192	0-0
Neutral site-Avg/Game	-	0-0

Date	Opponent		Score	Att.
! 03/17/17	CENTRAL ARKANSAS	w	78-50	2908
! 03/19/17	NC STATE	w	84-80	3476

* = Big 12 Conference game
 % = SEC/Big 12 Challenge (Austin, Texas)
 \$ = Jimmy V Classic (Uncasville, Conn.)
 ^ = Phillips 66 Big 12 Championship (Oklahoma City, Okla.)
 ! = NCAA First and Second Rounds (Austin, Texas)

Score by Periods	1st	2nd	3rd	4th	Totals
Texas	52	33	32	45	162
Opponents	19	37	47	27	130

2016-17 Texas Women's Basketball
Texas Combined Team Statistics (as of Mar 20, 2017)
Big 12 Tournament

RECORD:	OVERALL	HOME	AWAY	NEUTRAL
ALL GAMES	1-1	0-0	0-0	1-1
CONFERENCE	0-0	0-0	0-0	0-0
NON-CONFERENCE	1-1	0-0	0-0	1-1

#	Player	gp-gs	min	avg	Total		3-Point		F-Throw		Rebounds								a	to	blk	stl	pts	avg
					fg-fga	fg%	3fg-fga	3fg%	ft-fa	ft%	off	def	tot	avg	pf	dq								
11	McCarty, Brooke	2-2	68	34.0	10-25	.400	3-10	.300	3-3	1.000	0	11	11	5.5	3	0	5	3	0	1	26	13.0		
23	Atkins, Ariel	2-2	60	30.0	6-23	.261	3-6	.500	5-6	.833	5	4	9	4.5	6	0	1	1	0	5	20	10.0		
10	Higgs, Lashann	2-0	32	16.0	7-11	.636	0-1	.000	3-4	.750	2	3	5	2.5	4	0	4	5	0	1	17	8.5		
40	Lang, Kelsey	2-2	54	27.0	6-11	.545	0-0	.000	5-6	.833	2	6	8	4.0	5	0	1	2	5	1	17	8.5		
20	Taylor, Brianna	2-2	45	22.5	5-7	.714	0-0	.000	1-2	.500	4	9	13	6.5	4	0	2	6	1	4	11	5.5		
24	Holmes, Joyner	2-2	48	24.0	5-17	.294	0-1	.000	1-5	.200	5	8	13	6.5	6	0	3	4	1	1	11	5.5		
01	Sutton, Alecia	2-0	32	16.0	4-13	.308	0-4	.000	3-3	1.000	0	2	2	1.0	2	0	2	1	0	1	11	5.5		
05	Hosey, Jordan	2-0	17	8.5	4-9	.444	0-0	.000	2-2	1.000	1	2	3	1.5	2	0	0	0	0	0	10	5.0		
12	Underwood, Jada	1-0	4	4.0	1-2	.500	0-0	.000	1-2	.500	0	0	0	0.0	1	0	0	0	0	0	3	3.0		
31	Caron-Goudreau, A.	2-0	34	17.0	2-7	.286	0-0	.000	0-0	.000	5	7	12	6.0	2	0	1	1	2	2	4	2.0		
14	Aborowa, Olamide	1-0	6	6.0	0-0	.000	0-0	.000	0-0	.000	0	0	0	0.0	1	0	0	0	0	0	0	0.0		
Team											2	5	7											
Total.....		2	400		50-125	.400	6-22	.273	24-33	.727	26	57	83	41.5	36	0	19	25	9	16	130	65.0		
Opponents.....		2	400		43-116	.371	11-32	.344	25-30	.833	17	49	66	33.0	39	1	23	28	12	13	122	61.0		

TEAM STATISTICS	UT	OPP
SCORING	130	122
Points per game	65.0	61.0
Scoring margin	+4.0	-
FIELD GOALS-ATT	50-125	43-116
Field goal pct	.400	.371
3 POINT FG-ATT	6-22	11-32
3-point FG pct	.273	.344
3-pt FG made per game	3.0	5.5
FREE THROWS-ATT	24-33	25-30
Free throw pct	.727	.833
F-Throws made per game	12.0	12.5
REBOUNDS	83	66
Rebounds per game	41.5	33.0
Rebounding margin	+8.5	-
ASSISTS	19	23
Assists per game	9.5	11.5
TURNOVERS	25	28
Turnovers per game	12.5	14.0
Turnover margin	+1.5	-
Assist/turnover ratio	0.8	0.8
STEALS	16	13
Steals per game	8.0	6.5
BLOCKS	9	12
Blocks per game	4.5	6.0
ATTENDANCE	0	7327
Home games-Avg/Game	0-0	0-0
Neutral site-Avg/Game	-	2-3664

Date	Opponent		Score	Att.
^ 03/04/17	vs Oklahoma State	W	71-60	3852
^ 03/05/17	vs West Virginia	L	59-62	3475

* = Big 12 Conference game
 % = SEC/Big 12 Challenge (Austin, Texas)
 \$ = Jimmy V Classic (Uncasville, Conn.)
 ^ = Phillips 66 Big 12 Championship (Oklahoma City, Okla.)
 ! = NCAA First and Second Rounds (Austin, Texas)

Score by Periods	1st	2nd	3rd	4th	Totals
Texas	43	20	38	29	130
Opponents	33	28	21	40	122

2016-17 Texas Women's Basketball
Texas Combined Team Statistics (as of Mar 20, 2017)
Last 5 Games

RECORD:	OVERALL	HOME	AWAY	NEUTRAL
ALL GAMES	4-1	2-0	1-0	1-1
CONFERENCE	1-0	0-0	1-0	0-0
NON-CONFERENCE	3-1	2-0	0-0	1-1

##	Player	gp-gs	min	avg	Total		3-Point		F-Throw		Rebounds				pf	dq	a	to	blk	stl	pts	avg
					fg-fga	fg%	3fg-fga	3fg%	ft-fa	ft%	off	def	tot	avg								
11	McCarty, Brooke	5-5	175	35.0	22-54	.407	10-27	.370	13-14	.929	0	22	22	4.4	6	0	14	10	0	4	67	13.4
24	Holmes, Joyner	5-5	128	25.6	23-54	.426	1-2	.500	9-15	.600	16	22	38	7.6	13	0	12	12	4	4	56	11.2
10	Higgs, Lashann	5-1	92	18.4	21-40	.525	0-3	.000	9-12	.750	2	8	10	2.0	10	0	6	8	1	3	51	10.2
23	Atkins, Ariel	5-5	131	26.2	14-48	.292	4-9	.444	12-14	.857	11	11	22	4.4	19	1	4	7	2	10	44	8.8
40	Lang, Kelsey	5-5	115	23.0	16-31	.516	0-0	.000	5-6	.833	8	17	25	5.0	15	1	4	3	16	2	37	7.4
20	Taylor, Brianna	5-4	94	18.8	13-19	.684	0-0	.000	4-5	.800	10	17	27	5.4	11	0	4	17	1	5	30	6.0
01	Sutton, Alecia	5-0	80	16.0	11-32	.344	1-10	.100	5-6	.833	1	11	12	2.4	4	0	8	5	1	3	28	5.6
12	Underwood, Jada	4-0	29	7.3	5-10	.500	0-0	.000	5-6	.833	5	2	7	1.8	7	0	0	3	1	0	15	3.8
05	Hosey, Jordan	5-0	42	8.4	7-15	.467	0-0	.000	4-8	.500	3	7	10	2.0	5	0	1	4	1	0	18	3.6
31	Caron-Goudreau, A.	5-0	90	18.0	5-15	.333	0-0	.000	1-2	.500	9	12	21	4.2	14	1	4	6	3	2	11	2.2
14	Aborowa, Olamide	3-0	24	8.0	2-5	.400	0-0	.000	0-0	.000	3	4	7	2.3	1	0	0	2	2	0	4	1.3
Team											8	14	22					4				
Total.....		5	1000		139-323	.430	16-51	.314	67-88	.761	76	147	223	44.6	105	3	57	81	32	33	361	72.2
Opponents.....		5	1000		107-299	.358	20-67	.299	79-96	.823	50	106	156	31.2	101	5	42	67	13	38	313	62.6

TEAM STATISTICS	UT	OPP
SCORING	361	313
Points per game	72.2	62.6
Scoring margin	+9.6	-
FIELD GOALS-ATT	139-323	107-299
Field goal pct	.430	.358
3 POINT FG-ATT	16-51	20-67
3-point FG pct	.314	.299
3-pt FG made per game	3.2	4.0
FREE THROWS-ATT	67-88	79-96
Free throw pct	.761	.823
F-Throws made per game	13.4	15.8
REBOUNDS	223	156
Rebounds per game	44.6	31.2
Rebounding margin	+13.4	-
ASSISTS	57	42
Assists per game	11.4	8.4
TURNOVERS	81	67
Turnovers per game	16.2	13.4
Turnover margin	-2.8	-
Assist/turnover ratio	0.7	0.6
STEALS	33	38
Steals per game	6.6	7.6
BLOCKS	32	13
Blocks per game	6.4	2.6
ATTENDANCE	6384	11868
Home games-Avg/Game	2-3192	1-4541
Neutral site-Avg/Game	-	2-3664

Date	Opponent		Score	Att.
* 02/27/17	at Kansas State	w	69-61	4541
^ 03/04/17	vs Oklahoma State	w	71-60	3852
^ 03/05/17	vs West Virginia	L	59-62	3475
! 03/17/17	CENTRAL ARKANSAS	w	78-50	2908
! 03/19/17	NC STATE	w	84-80	3476

* = Big 12 Conference game

% = SEC/Big 12 Challenge (Austin, Texas)

\$ = Jimmy V Classic (Uncasville, Conn.)

^ = Phillips 66 Big 12 Championship (Oklahoma City, Okla.)

! = NCAA First and Second Rounds (Austin, Texas)

Score by Periods	1st	2nd	3rd	4th	Totals
Texas	104	71	88	98	361
Opponents	57	79	90	87	313

2016-17 Texas Women's Basketball
Texas Combined Team Statistics (as of Mar 20, 2017)
Last 10 Games

RECORD:	OVERALL	HOME	AWAY	NEUTRAL
ALL GAMES	6-4	3-2	2-1	1-1
CONFERENCE	2-3	1-2	1-1	0-0
NON-CONFERENCE	4-1	2-0	1-0	1-1

#	Player	gp-gs	min	avg	Total		3-Point		F-Throw		Rebounds											
					fg-fga	fg%	3fg-fga	3fg%	ft-fa	ft%	off	def	tot	avg	pf	dq	a	to	blk	stl	pts	avg
11	McCarty, Brooke	10-10	359	35.9	52-115	.452	23-56	.411	20-24	.833	1	41	42	4.2	15	0	31	20	0	6	147	14.7
24	Holmes, Joyner	10-10	282	28.2	46-113	.407	1-3	.333	17-26	.654	38	53	91	9.1	33	3	22	28	8	7	110	11.0
23	Atkins, Ariel	10-10	274	27.4	36-107	.336	7-20	.350	28-32	.875	26	20	46	4.6	33	2	10	12	4	21	107	10.7
10	Higgs, Lashann	10-1	201	20.1	36-85	.424	2-9	.222	11-18	.611	11	18	29	2.9	19	0	14	14	2	9	85	8.5
40	Lang, Kelsey	10-10	247	24.7	36-67	.537	0-0	.000	7-10	.700	22	32	54	5.4	29	2	11	9	23	2	79	7.9
20	Taylor, Brianna	10-9	207	20.7	21-41	.512	0-0	.000	12-17	.706	16	34	50	5.0	23	1	16	30	3	10	54	5.4
01	Sutton, Alecia	10-0	155	15.5	19-53	.358	4-21	.190	5-6	.833	3	20	23	2.3	8	0	16	7	1	3	47	4.7
05	Hosey, Jordan	8-0	65	8.1	11-23	.478	0-0	.000	10-18	.556	4	10	14	1.8	6	0	2	4	1	2	32	4.0
31	Caron-Goudreau, A.	10-0	155	15.5	14-29	.483	0-0	.000	6-8	.750	20	21	41	4.1	29	3	6	11	12	3	34	3.4
12	Underwood, Jada	9-0	60	6.7	10-24	.417	0-0	.000	5-7	.714	6	6	12	1.3	10	0	0	6	3	0	25	2.8
14	Aborowa, Olamide	6-0	45	7.5	7-17	.412	0-0	.000	0-0	.000	7	7	14	2.3	7	0	0	2	4	0	14	2.3
Team											14	19	33				5					
Total.....		10	2050		288-674	.427	37-109	.339	121-166	.729	168	281	449	44.9	212	11	128	148	61	63	734	73.4
Opponents.....		10	2050		225-611	.368	48-143	.336	159-206	.772	120	216	336	33.6	186	8	89	136	26	64	657	65.7

TEAM STATISTICS	UT	OPP
SCORING	734	657
Points per game	73.4	65.7
Scoring margin	+7.7	-
FIELD GOALS-ATT	288-674	225-611
Field goal pct	.427	.368
3 POINT FG-ATT	37-109	48-143
3-point FG pct	.339	.336
3-pt FG made per game	3.7	4.8
FREE THROWS-ATT	121-166	159-206
Free throw pct	.729	.772
F-Throws made per game	12.1	15.9
REBOUNDS	449	336
Rebounds per game	44.9	33.6
Rebounding margin	+11.3	-
ASSISTS	128	89
Assists per game	12.8	8.9
TURNOVERS	148	136
Turnovers per game	14.8	13.6
Turnover margin	-1.2	-
Assist/turnover ratio	0.9	0.7
STEALS	63	64
Steals per game	6.3	6.4
BLOCKS	61	26
Blocks per game	6.1	2.6
ATTENDANCE	22016	21527
Home games-Avg/Game	5-4403	3-4733
Neutral site-Avg/Game	-	2-3664

Date	Opponent		Score	Att.
* 02/11/17	KANSAS	W	75-42	3974
02/13/17	at Florida State	W	92-88	3621
* 02/18/17	at Oklahoma	L	73-74	6038
* 02/20/17	BAYLOR	L	67-70	7103
* 02/24/17	IOWA STATE	L	66-70	4555
* 02/27/17	at Kansas State	W	69-61	4541
^ 03/04/17	vs Oklahoma State	W	71-60	3852
^ 03/05/17	vs West Virginia	L	59-62	3475
! 03/17/17	CENTRAL ARKANSAS	W	78-50	2908
! 03/19/17	NC STATE	W	84-80	3476

* = Big 12 Conference game

% = SEC/Big 12 Challenge (Austin, Texas)

\$ = Jimmy V Classic (Uncasville, Conn.)

^ = Phillips 66 Big 12 Championship (Oklahoma City, Okla.)

! = NCAA First and Second Rounds (Austin, Texas)

Score by Periods	1st	2nd	3rd	4th	OT	OT2	Totals
Texas	192	152	189	180	9	12	734
Opponents	135	158	178	169	9	8	657

2016-17 Texas Women's Basketball
Texas Team Game-by-Game (as of Mar 20, 2017)
All games

TEAM STATISTICS

Opponent	Date	Score		Total		3-Pointers		Free throws		Rebounds										
				fg-fga	pct	3fg-fga	pct	ft-fta	pct	off	def	tot	avg	pf	a	t/o	blk	stl	pts	avg
at Stanford	11/14/16	59-71	L	24-68	.353	5-15	.333	6-14	.429	20	18	38	38.0	22	9	17	2	9	59	59.0
HOUSTON BAPTIST	11/16/16	98-46	W	35-76	.461	8-14	.571	20-29	.690	24	31	55	46.5	15	18	11	10	11	98	78.5
at Mississippi State	11/20/16	68-79	L	27-56	.482	2-12	.167	12-16	.750	17	19	36	43.0	28	13	24	4	6	68	75.0
NORTHWESTERN STATE	11/23/16	86-39	W	36-63	.571	5-15	.333	9-12	.750	14	25	39	42.0	13	22	9	4	9	86	77.8
SOUTH CAROLINA	12/01/16	67-76	L	28-68	.412	4-13	.308	7-14	.500	19	21	40	41.6	29	13	17	9	5	67	75.6
vs UConn	12/04/16	54-72	L	22-51	.431	5-14	.357	5-7	.714	13	18	31	39.8	19	8	26	2	7	54	72.0
TENNESSEE	12/11/16	72-67	W	28-62	.452	3-8	.375	13-17	.765	16	24	40	39.9	14	11	13	7	5	72	72.0
UT RIO GRANDE VALLEY	12/15/16	85-61	W	33-62	.532	2-7	.286	17-28	.607	12	38	50	41.1	19	19	18	9	9	85	73.6
UT SAN ANTONIO	12/17/16	76-43	W	30-76	.395	6-12	.500	10-14	.714	20	38	58	43.0	17	17	16	10	5	76	73.9
NEW ORLEANS	12/20/16	80-48	W	33-64	.516	4-16	.250	10-16	.625	12	32	44	43.1	18	22	18	7	15	80	74.5
TEXAS TECH	12/29/16	67-47	W	31-71	.437	2-11	.182	3-8	.375	20	29	49	43.6	11	8	12	3	8	67	73.8
at Iowa State	01/01/17	75-68	W	29-61	.475	5-11	.455	12-16	.750	10	24	34	42.8	18	14	14	7	7	75	73.9
at Kansas	01/04/17	66-54	W	25-64	.391	5-11	.455	11-15	.733	19	42	61	44.2	26	13	31	6	7	66	73.3
TCU	01/07/17	83-54	W	34-68	.500	3-10	.300	12-23	.522	21	28	49	44.6	18	15	18	6	12	83	74.0
OKLAHOMA STATE	01/10/17	66-35	W	21-64	.328	6-12	.500	18-25	.720	14	36	50	44.9	19	11	10	7	6	66	73.5
at West Virginia	01/14/17	73-63	W	32-64	.500	0-10	.000	9-13	.692	14	14	28	43.9	17	9	11	2	11	73	73.4
OKLAHOMA	01/17/17	86-68	W	34-69	.493	5-12	.417	13-21	.619	16	29	45	43.9	17	17	16	3	6	86	74.2
at Texas Tech	01/21/17	77-57	W	32-75	.427	3-11	.273	10-15	.667	17	33	50	44.3	18	13	9	1	7	77	74.3
at TCU	01/25/17	77-69	W	33-70	.471	6-20	.300	5-11	.455	17	24	41	44.1	23	17	15	10	5	77	74.5
WEST VIRGINIA	01/29/17	69-54	W	26-55	.473	4-6	.667	13-17	.765	12	23	35	43.7	21	15	18	5	8	69	74.2
at Oklahoma State	02/01/17	85-71	W	36-63	.571	7-12	.583	6-8	.750	12	22	34	43.2	26	20	12	4	5	85	74.7
KANSAS STATE	02/04/17	63-58	W	26-60	.433	3-6	.500	8-17	.471	13	24	37	42.9	17	14	15	7	9	63	74.2
at Baylor	02/06/17	85-79	W	33-64	.516	3-10	.300	16-24	.667	12	26	38	42.7	16	11	10	6	6	85	74.7
KANSAS	02/11/17	75-42	W	32-69	.464	1-6	.167	10-16	.625	22	37	59	43.4	15	16	9	13	5	75	74.7
at Florida State	02/13/17	92-88	Wot	37-73	.507	5-13	.385	13-22	.591	15	32	47	43.5	27	17	21	7	5	92	75.4
at Oklahoma	02/18/17	73-74	L	27-68	.397	6-11	.545	13-16	.813	19	21	40	43.4	18	17	15	3	7	73	75.3
BAYLOR	02/20/17	67-70	L	25-71	.352	6-16	.375	11-14	.786	17	18	35	43.1	27	11	10	2	8	67	75.0
IOWA STATE	02/24/17	66-70	L	28-70	.400	3-12	.250	7-10	.700	19	26	45	43.1	20	10	12	4	5	66	74.6
at Kansas State	02/27/17	69-61	W	28-72	.389	1-8	.125	12-14	.857	15	29	44	43.2	26	14	16	4	10	69	74.4
vs Oklahoma State	03/04/17	71-60	W	31-69	.449	2-10	.200	7-11	.636	14	28	42	43.1	19	13	12	3	9	71	74.3
vs West Virginia	03/05/17	59-62	L	19-56	.339	4-12	.333	17-22	.773	12	29	41	43.1	17	6	13	6	7	59	73.8
CENTRAL ARKANSAS	03/17/17	78-50	W	31-60	.517	4-8	.500	12-18	.667	20	35	55	43.4	18	13	21	11	4	78	74.0
NC STATE	03/19/17	84-80	W	30-66	.455	5-13	.385	19-23	.826	15	26	41	43.4	25	11	19	8	3	84	74.3
Texas		2451		976-2168	.450	133-377	.353	366-546	.670	532	899	1431	43.4	653	457	508	192	241	2451	74.3
Opponents		2036		704-1933	.364	167-524	.319	461-625	.738	375	696	1071	32.5	621	303	540	116	205	2036	61.7

Games played: 33
Points/game: 74.3
FG Pct: 45.0
3FG Pct: 35.3
FT Pct: 67.0

Rebounds/game: 43.4
Assists/game: 13.8
Turnovers/game: 15.4
Assist/turnover ratio: 0.9
Steals/game: 7.3
Blocks/game: 5.8

2016-17 Texas Women's Basketball
Texas Opponent Game-by-Game (as of Mar 20, 2017)
All games

OPPONENT STATISTICS

Opponent	Date	Score		Total		3-Pointers		Free throws		Rebounds											
				fg-fga	pct	3fg-fga	pct	ft-fta	pct	off	def	tot	avg	pf	a	t/o	blk	stl	pts	avg	
at Stanford	11/14/16	59-71	L	28-51	.549	4-11	.364	11-18	.611	7	25	32	32.0	18	18	20	7	7	71	71.0	
HOUSTON BAPTIST	11/16/16	98-46	W	15-52	.288	6-20	.300	10-14	.714	7	19	26	29.0	24	11	25	3	1	46	58.5	
at Mississippi State	11/20/16	68-79	L	27-57	.474	2-11	.182	23-28	.821	13	13	26	28.0	22	8	13	3	13	79	65.3	
NORTHWESTERN STATE	11/23/16	86-39	W	13-46	.283	7-26	.269	6-8	.750	6	14	20	26.0	14	7	23	2	3	39	58.8	
SOUTH CAROLINA	12/01/16	67-76	L	22-52	.423	2-10	.200	30-40	.750	11	26	37	28.2	18	5	13	6	10	76	62.2	
vs UConn	12/04/16	54-72	L	26-53	.491	8-16	.500	12-16	.750	9	15	24	27.5	12	20	12	4	9	72	63.8	
TENNESSEE	12/11/16	72-67	W	28-67	.418	6-19	.316	5-9	.556	15	17	32	28.1	19	9	12	7	2	67	64.3	
UT RIO GRANDE VALLEY	12/15/16	85-61	W	21-72	.292	10-31	.323	9-15	.600	15	20	35	29.0	23	11	17	3	9	61	63.9	
UT SAN ANTONIO	12/17/16	76-43	W	15-64	.234	1-14	.071	12-18	.667	11	25	36	29.8	21	1	17	3	8	43	61.6	
NEW ORLEANS	12/20/16	80-48	W	17-56	.304	4-15	.267	10-14	.714	9	19	28	29.6	14	4	25	2	8	48	60.2	
TEXAS TECH	12/29/16	67-47	W	19-56	.339	7-17	.412	2-3	.667	7	21	28	29.5	15	4	18	5	5	47	59.0	
at Iowa State	01/01/17	75-68	W	25-61	.410	6-22	.273	12-15	.800	12	24	36	30.0	19	16	17	1	7	68	59.8	
at Kansas	01/04/17	66-54	W	19-72	.264	2-18	.111	14-20	.700	13	22	35	30.4	22	5	17	7	13	54	59.3	
TCU	01/07/17	83-54	W	17-57	.298	4-24	.167	16-21	.762	11	19	30	30.4	21	6	21	3	5	54	58.9	
OKLAHOMA STATE	01/10/17	66-35	W	11-59	.186	1-13	.077	12-23	.522	17	29	46	31.4	24	5	17	5	3	35	57.3	
at West Virginia	01/14/17	73-63	W	23-51	.451	6-13	.462	11-15	.733	15	20	35	31.6	17	10	21	4	4	63	57.7	
OKLAHOMA	01/17/17	86-68	W	21-60	.350	8-23	.348	18-19	.947	11	22	33	31.7	22	10	16	5	7	68	58.3	
at Texas Tech	01/21/17	77-57	W	21-60	.350	7-15	.467	8-17	.471	9	29	38	32.1	17	12	14	2	3	57	58.2	
at TCU	01/25/17	77-69	W	20-60	.333	8-20	.400	21-25	.840	16	20	36	32.3	22	6	16	0	6	69	58.8	
WEST VIRGINIA	01/29/17	69-54	W	18-46	.391	3-7	.429	15-21	.714	10	18	28	32.0	21	9	23	4	7	54	58.5	
at Oklahoma State	02/01/17	85-71	W	22-48	.458	5-9	.556	22-28	.786	7	16	23	31.6	12	9	13	4	6	71	59.1	
KANSAS STATE	02/04/17	63-58	W	22-56	.393	4-15	.267	10-14	.714	10	24	34	31.7	19	7	21	2	3	58	59.1	
at Baylor	02/06/17	85-79	W	29-66	.439	8-12	.667	13-18	.722	14	23	37	32.0	19	21	13	8	2	79	60.0	
KANSAS	02/11/17	75-42	W	13-61	.213	9-24	.375	7-12	.583	13	17	30	31.9	14	8	12	1	5	42	59.2	
at Florida State	02/13/17	92-88	Wot	29-86	.337	6-18	.333	24-32	.750	27	18	45	32.4	22	11	14	0	7	88	60.4	
at Oklahoma	02/18/17	73-74	L	27-55	.491	5-13	.385	15-18	.833	8	24	32	32.4	18	11	14	4	5	74	60.9	
BAYLOR	02/20/17	67-70	L	23-54	.426	0-1	.000	24-33	.727	17	26	43	32.8	19	10	19	5	4	70	61.2	
IOWA STATE	02/24/17	66-70	L	26-56	.464	8-20	.400	10-15	.667	5	25	30	32.7	12	7	10	3	5	70	61.5	
at Kansas State	02/27/17	69-61	W	18-62	.290	4-16	.250	21-27	.778	15	24	39	32.9	20	11	15	1	11	61	61.5	
vs Oklahoma State	03/04/17	71-60	W	22-57	.386	2-11	.182	14-18	.778	8	23	31	32.8	20	11	16	6	7	60	61.5	
vs West Virginia	03/05/17	59-62	L	21-59	.356	9-21	.429	11-12	.917	9	26	35	32.9	19	12	12	6	6	62	61.5	
CENTRAL ARKANSAS	03/17/17	78-50	W	20-63	.317	3-8	.375	7-10	.700	11	12	23	32.6	15	4	10	0	7	50	61.1	
NC STATE	03/19/17	84-80	W	26-58	.448	2-11	.182	26-29	.897	7	21	28	32.5	27	4	14	0	7	80	61.7	
Opponents		2036		704-1933	.364	167-524	.319	461-625	.738	375	696	1071	32.5	621	303	540	116	205	2036	61.7	
Texas		2451		976-2168	.450	133-377	.353	366-546	.670	532	899	1431	43.4	653	457	508	192	241	2451	74.3	

Games played: 33
Points/game: 61.7
FG Pct: 36.4
3FG Pct: 31.9
FT Pct: 73.8

Rebounds/game: 32.5
Assists/game: 9.2
Turnovers/game: 16.4
Assist/turnover ratio: 0.6
Steals/game: 6.2
Blocks/game: 3.5

2016-17 Texas Women's Basketball
Texas Team Game-by-Game Comparison (as of Mar 20, 2017)
All games

Opponent	1st	2nd	Score	Mar	Total FG	FG Pct	3-Pointers	3FG Pct	Free Throws	FT Pct	Rebounds	Assist	T/Over	Block	Steal	Fouls
Stanford	29/35	30/36	59-71	(12)	24-68/28-51	.353/.549	5-15/4-11	.333/.364	6-14/11-18	.429/.611	38/32 +6	9/18	17/20	2/7	9/7	22/18
HOUSTON BAPTIST	57/21	41/25	98-46	+52	35-76/15-52	.461/.288	8-14/6-20	.571/.300	20-29/10-14	.690/.714	55/26 +29	18/11	11/25	10/3	11/1	15/24
Mississippi State	25/42	43/37	68-79	(11)	27-56/27-57	.482/.474	2-12/2-11	.167/.182	12-16/23-28	.750/.821	36/26 +10	13/8	24/13	4/3	6/13	28/22
NORTHWESTERN STATE	47/14	39/25	86-39	+47	36-63/13-46	.571/.283	5-15/7-26	.333/.269	9-12/6-8	.750/.750	39/20 +19	22/7	9/23	4/2	9/3	13/14
SOUTH CAROLINA	30/33	37/43	67-76	(9)	28-68/22-52	.412/.423	4-13/2-10	.308/.200	7-14/30-40	.500/.750	40/37 +3	13/5	17/13	9/6	5/10	29/18
UConn	30/39	24/33	54-72	(18)	22-51/26-53	.431/.491	5-14/8-16	.357/.500	5-7/12-16	.714/.750	31/24 +7	8/20	26/12	2/4	7/9	19/12
TENNESSEE	37/32	35/35	72-67	+5	28-62/28-67	.452/.418	3-8/6-19	.375/.316	13-17/5-9	.765/.556	40/32 +8	11/9	13/12	7/7	5/2	14/19
UT RIO GRANDE VALLEY	46/32	39/29	85-61	+24	33-62/21-72	.532/.292	2-7/10-31	.286/.323	17-28/9-15	.607/.600	50/35 +15	19/11	18/17	9/3	9/9	19/23
UT SAN ANTONIO	33/23	43/20	76-43	+33	30-76/15-64	.395/.234	6-12/1-14	.500/.071	10-14/12-18	.714/.667	58/36 +22	17/1	16/17	10/3	5/8	17/21
NEW ORLEANS	43/28	37/20	80-48	+32	33-64/17-56	.516/.304	4-16/4-15	.250/.267	10-16/10-14	.625/.714	44/28 +16	22/4	18/25	7/2	15/8	18/14
TEXAS TECH	30/17	37/30	67-47	+20	31-71/19-56	.437/.339	2-11/7-17	.182/.412	3-8/2-3	.375/.667	49/28 +21	8/4	12/18	3/5	8/5	11/15
Iowa State	41/30	34/38	75-68	+7	29-61/25-61	.475/.410	5-11/6-22	.455/.273	12-16/12-15	.750/.800	34/36 (2)	14/16	14/17	7/1	7/7	18/19
Kansas	35/30	31/24	66-54	+12	25-64/19-72	.391/.264	5-11/2-18	.455/.111	11-15/14-20	.733/.700	61/35 +26	13/5	31/17	6/7	7/13	26/22
TCU	32/21	51/33	83-54	+29	34-68/17-57	.500/.298	3-10/4-24	.300/.167	12-23/16-21	.522/.762	49/30 +19	15/6	18/21	6/3	12/5	18/21
OKLAHOMA STATE	31/12	35/23	66-35	+31	21-64/11-59	.328/.186	6-12/1-13	.500/.077	18-25/12-23	.720/.522	50/46 +4	11/5	10/17	7/5	6/3	19/24
West Virginia	34/25	39/38	73-63	+10	32-64/23-51	.500/.451	0-10/6-13	.000/.462	9-13/11-15	.692/.733	28/35 (7)	9/10	11/21	2/4	11/4	17/17
OKLAHOMA	40/29	46/39	86-68	+18	34-69/21-60	.493/.350	5-12/8-23	.417/.348	13-21/18-19	.619/.947	45/33 +12	17/10	16/16	3/5	6/7	17/22
Texas Tech	42/26	35/31	77-57	+20	32-75/21-60	.427/.350	3-11/7-15	.273/.467	10-15/8-17	.667/.471	50/38 +12	13/12	9/14	1/2	7/3	18/17
TCU	37/34	40/35	77-69	+8	33-70/20-60	.471/.333	6-20/8-20	.300/.400	5-11/21-25	.455/.840	41/36 +5	17/6	15/16	10/0	5/6	23/22
WEST VIRGINIA	30/26	39/28	69-54	+15	26-55/18-46	.473/.391	4-6/3-7	.667/.429	13-17/15-21	.765/.714	35/28 +7	15/9	18/23	5/4	8/7	21/21
Oklahoma State	39/42	46/29	85-71	+14	36-63/22-48	.571/.458	7-12/5-9	.583/.556	6-8/22-28	.750/.786	34/23 +11	20/9	12/13	4/4	5/6	26/12
KANSAS STATE	27/26	36/32	63-58	+5	26-60/22-56	.433/.393	3-6/4-15	.500/.267	8-17/10-14	.471/.714	37/34 +3	14/7	15/21	7/2	9/3	17/19
Baylor	47/35	38/44	85-79	+6	33-64/29-66	.516/.439	3-10/8-12	.300/.667	16-24/13-18	.667/.722	38/37 +1	11/21	10/13	6/8	6/2	16/19
KANSAS	36/18	39/24	75-42	+33	32-69/13-61	.464/.213	1-6/9-24	.167/.375	10-16/7-12	.625/.583	59/30 +29	16/8	9/12	13/1	5/5	15/14
Florida State	26/35	45/36	92-88	+4	37-73/29-86	.507/.337	5-13/6-18	.385/.333	13-22/24-32	.591/.750	47/45 +2	17/11	21/14	7/0	5/7	27/22
Oklahoma	38/42	35/32	73-74	(1)	27-68/27-55	.397/.491	6-11/5-13	.545/.385	13-16/15-18	.813/.833	40/32 +8	17/11	15/14	3/4	7/5	18/18
BAYLOR	36/25	31/45	67-70	(3)	25-71/23-54	.352/.426	6-16/0-1	.375/.000	11-14/24-33	.786/.727	35/43 (8)	11/10	10/19	2/5	8/4	27/19
IOWA STATE	33/37	33/33	66-70	(4)	28-70/26-56	.400/.464	3-12/8-20	.250/.400	7-10/10-15	.700/.667	45/30 +15	10/7	12/10	4/3	5/5	20/12
Kansas State	27/19	42/42	69-61	+8	28-72/18-62	.389/.290	1-8/4-16	.125/.250	12-14/21-27	.857/.778	44/39 +5	14/11	16/15	4/1	10/11	26/20
Oklahoma State	37/30	34/30	71-60	+11	31-69/22-57	.449/.386	2-10/2-11	.200/.182	7-11/14-18	.636/.778	42/31 +11	13/11	12/16	3/6	9/7	19/20
West Virginia	26/31	33/31	59-62	(3)	19-56/21-59	.339/.356	4-12/9-21	.333/.429	17-22/11-12	.773/.917	41/35 +6	6/12	13/12	6/6	7/6	17/19
CENTRAL ARKANSAS	48/20	30/30	78-50	+28	31-60/20-63	.517/.317	4-8/3-8	.500/.375	12-18/7-10	.667/.700	55/23 +32	13/4	21/10	11/0	4/7	18/15
NC STATE	37/36	47/44	84-80	+4	30-66/26-58	.455/.448	5-13/2-11	.385/.182	19-23/26-29	.826/.897	41/28 +13	11/4	19/14	8/0	3/7	25/27

Note: Game totals are displayed in the format TEAM/OPPONENT for each category

2016-17 Texas Women's Basketball
Texas Category Leaders (as of Mar 20, 2017)
All games

Points	G	Pts	Pts/G
McCarty, Brooke	33	473	14.3
Holmes, Joyner	33	396	12.0
Atkins, Ariel	31	391	12.6
Lang, Kelsey	33	305	9.2
Higgs, Lashann	33	266	8.1
Taylor, Brianna	33	162	4.9
Sutton, Alecia	33	124	3.8
Underwood, Jada	28	93	3.3
Caron-Goudreau, A.	26	72	2.8
Hosey, Jordan	27	70	2.6
Foman, Tasia	14	40	2.9
Caron-Goudreau, K.	15	34	2.3

FG Percentage	FG	Att	Pct
Lang, Kelsey	137	257	.533
Higgs, Lashann	114	235	.485
McCarty, Brooke	170	367	.463
Taylor, Brianna	65	141	.461
Atkins, Ariel	148	324	.457
Caron-Goudreau, K.	13	29	.448
Underwood, Jada	34	77	.442
Holmes, Joyner	163	372	.438
Hosey, Jordan	27	65	.415
Caron-Goudreau, A.	28	72	.389
Sutton, Alecia	49	143	.343
Foman, Tasia	17	52	.327

3-Point Percentage	3FG	Att	Pct
Underwood, Jada	2	4	.500
McCarty, Brooke	77	178	.433
Atkins, Ariel	27	73	.370
Taylor, Brianna	3	9	.333
Caron-Goudreau, K.	2	7	.286
Caron-Goudreau, A.	3	11	.273
Higgs, Lashann	5	21	.238
Foman, Tasia	4	18	.222
Sutton, Alecia	8	41	.195
Holmes, Joyner	2	11	.182
Lang, Kelsey	0	1	.000
Hosey, Jordan	0	3	.000

Free Throw Percent	FG	Att	Pct
Atkins, Ariel	68	84	.810
McCarty, Brooke	56	73	.767
Underwood, Jada	23	34	.676
Holmes, Joyner	68	101	.673
Foman, Tasia	2	3	.667
Lang, Kelsey	31	47	.660
Sutton, Alecia	18	28	.643
Caron-Goudreau, A.	13	21	.619
Taylor, Brianna	29	47	.617
Caron-Goudreau, K.	6	10	.600
Hosey, Jordan	16	28	.571
Higgs, Lashann	33	62	.532

Scoring Average	G	Pts	Avg/G
McCarty, Brooke	33	473	14.3
Atkins, Ariel	31	391	12.6
Holmes, Joyner	33	396	12.0
Lang, Kelsey	33	305	9.2
Higgs, Lashann	33	266	8.1
Taylor, Brianna	33	162	4.9
Sutton, Alecia	33	124	3.8
Underwood, Jada	28	93	3.3
Foman, Tasia	14	40	2.9
Caron-Goudreau, A.	26	72	2.8
Hosey, Jordan	27	70	2.6
Caron-Goudreau, K.	15	34	2.3

Field Goal Attempts	G	Att	Att/G
Holmes, Joyner	33	372	11.3
McCarty, Brooke	33	367	11.1
Atkins, Ariel	31	324	10.5
Lang, Kelsey	33	257	7.8
Higgs, Lashann	33	235	7.1

Field Goals Made	G	Made	Made/G
McCarty, Brooke	33	170	5.2
Holmes, Joyner	33	163	4.9
Atkins, Ariel	31	148	4.8
Lang, Kelsey	33	137	4.2
Higgs, Lashann	33	114	3.5

3-Point FG Attempts	G	Att	Att/G
McCarty, Brooke	33	178	5.4
Atkins, Ariel	31	73	2.4
Sutton, Alecia	33	41	1.2
Higgs, Lashann	33	21	0.6
Foman, Tasia	14	18	1.3

3-Point FG Made	G	Made	Made/G
McCarty, Brooke	33	77	2.3
Atkins, Ariel	31	27	0.9
Sutton, Alecia	33	8	0.2
Higgs, Lashann	33	5	0.2
Foman, Tasia	14	4	0.3

Free Throw Attempts	G	Att	Att/G
Holmes, Joyner	33	101	3.1
Atkins, Ariel	31	84	2.7
McCarty, Brooke	33	73	2.2
Higgs, Lashann	33	62	1.9
Lang, Kelsey	33	47	1.4
Taylor, Brianna	33	47	1.4

Free Throws Made	G	Made	Made/G
Atkins, Ariel	31	68	2.2
Holmes, Joyner	33	68	2.1
McCarty, Brooke	33	56	1.7
Higgs, Lashann	33	33	1.0
Lang, Kelsey	33	31	0.9

2016-17 Texas Women's Basketball
Texas Category Leaders (as of Mar 20, 2017)
All games

Rebounds	G	Reb	Reb/G
Holmes, Joyner	33	271	8.2
Lang, Kelsey	33	248	7.5
Taylor, Brianna	33	140	4.2
Atkins, Ariel	31	129	4.2
McCarty, Brooke	33	117	3.5

Rebound Average	G	Reb	Avg/G
Holmes, Joyner	33	271	8.2
Lang, Kelsey	33	248	7.5
Taylor, Brianna	33	140	4.2
Atkins, Ariel	31	129	4.2
McCarty, Brooke	33	117	3.5

Offensive Rebounds	G	No.	Avg/G
Holmes, Joyner	33	97	2.9
Lang, Kelsey	33	92	2.8
Atkins, Ariel	31	64	2.1
Taylor, Brianna	33	50	1.5
Caron-Goudreau, A.	26	48	1.8

Defensive Rebounds	G	No.	Avg/G
Holmes, Joyner	33	174	5.3
Lang, Kelsey	33	156	4.7
McCarty, Brooke	33	110	3.3
Taylor, Brianna	33	90	2.7
Atkins, Ariel	31	65	2.1

Fouls	G	No.	Per/G
Lang, Kelsey	33	94	2.8
Holmes, Joyner	33	93	2.8
Atkins, Ariel	31	90	2.9
Taylor, Brianna	33	77	2.3
Caron-Goudreau, A.	26	57	2.2

Foulouts	G	No.
Holmes, Joyner	33	4
Atkins, Ariel	31	4
Caron-Goudreau, A.	26	4
Lang, Kelsey	33	2
Sutton, Alecia	33	1
Caron-Goudreau, K.	15	1
Taylor, Brianna	33	1

Assists	G	No.	Ast/G
McCarty, Brooke	33	115	3.5
Holmes, Joyner	33	62	1.9
Taylor, Brianna	33	62	1.9
Atkins, Ariel	31	49	1.6
Higgs, Lashann	33	47	1.4

Steals	G	No.	Stl/G
Atkins, Ariel	31	63	2.0
Taylor, Brianna	33	43	1.3
Higgs, Lashann	33	32	1.0
Holmes, Joyner	33	26	0.8
McCarty, Brooke	33	24	0.7

Blocked Shots	G	No.	Blk/G
Lang, Kelsey	33	75	2.3
Holmes, Joyner	33	37	1.1
Caron-Goudreau, A.	26	22	0.8
Atkins, Ariel	31	10	0.3
Underwood, Jada	28	10	0.4
Caron-Goudreau, K.	15	10	0.7

Minutes	G	No.	Min/G
McCarty, Brooke	33	1112	33.7
Lang, Kelsey	33	882	26.7
Holmes, Joyner	33	872	26.4
Atkins, Ariel	31	819	26.4
Taylor, Brianna	33	691	20.9

Turnovers	G	No.	TO/G
Holmes, Joyner	33	90	2.7
Taylor, Brianna	33	70	2.1
Higgs, Lashann	33	55	1.7
McCarty, Brooke	33	54	1.6
Lang, Kelsey	33	45	1.4

2016-17 Texas Women's Basketball
Texas Individual Double-Doubles (as of Mar 20, 2017)
All games

Holmes, Joyner	16 pts, 13 reb; UT RIO GRANDE VALLEY, 12/15/16
Holmes, Joyner	10 pts, 10 reb; TEXAS TECH, 12/29/16
Holmes, Joyner	20 pts, 10 reb; OKLAHOMA, 01/17/17
Holmes, Joyner	13 pts, 15 reb; at Texas Tech, 01/21/17
Holmes, Joyner	15 pts, 14 reb; at TCU, 01/25/17
Holmes, Joyner	18 pts, 10 reb; at Baylor, 02/06/17
Holmes, Joyner	15 pts, 13 reb; KANSAS, 02/11/17
Holmes, Joyner	14 pts, 14 reb; at Florida State, 02/13/17
Lang, Kelsey	15 pts, 12 reb; SOUTH CAROLINA, 12/01/16
Lang, Kelsey	12 pts, 10 reb; vs UConn, 12/04/16
Lang, Kelsey	10 pts, 10 reb; UT RIO GRANDE VALLEY, 12/15/16
Lang, Kelsey	11 pts, 13 reb; UT SAN ANTONIO, 12/17/16
Lang, Kelsey	23 pts, 10 reb; NEW ORLEANS, 12/20/16
Lang, Kelsey	11 pts, 12 reb; at Iowa State, 01/01/17
Lang, Kelsey	21 pts, 12 reb; at Oklahoma State, 02/01/17
Taylor, Brianna	12 pts, 11 reb; at Kansas State, 02/27/17

2016-17 Texas Women's Basketball
Texas Points-Rebounds-Assists (as of Mar 20, 2017)
All games

Opponent	Date	Score		01	05	10	11	12	14	20
				SUTTON,ALE	HOSEY,JORD	HIGGS,LASH	MCCARTY,BR	UNDERWOOD,	ABOROWA,OL	TAYLOR,BRI
at Stanford	11/14/16	59-71	L	0-0-0	0-3-0	7-3-1	20-5-2	2-3-0	DNP	5-3-2
HOUSTON BAPTIST	11/16/16	98-46	w	3-1-0	8-7-0	2-4-5	16-2-4	11-5-0	0-3-1	10-3-3
at Mississippi State	11/20/16	68-79	L	0-0-0	0-0-0	1-0-0	19-2-4	0-0-0	DNP	12-8-2
NORTHWESTERN STATE	11/23/16	86-39	w	4-3-2	4-2-0	14-5-5	10-3-5	10-1-1	4-2-1	3-5-1
SOUTH CAROLINA	12/01/16	67-76	L	2-0-1	6-0-0	7-3-1	7-2-3	DNP	0-0-0	0-5-1
vs UConn	12/04/16	54-72	L	3-0-0	0-0-0	9-1-0	15-3-3	DNP	DNP	5-3-0
TENNESSEE	12/11/16	72-67	w	2-1-1	2-1-0	12-4-1	13-4-4	13-4-0	DNP	4-5-1
UT RIO GRANDE VALLEY	12/15/16	85-61	w	9-0-2	4-3-0	5-3-1	14-5-6	12-2-1	1-3-0	6-3-2
UT SAN ANTONIO	12/17/16	76-43	w	4-3-1	0-4-0	0-1-0	9-4-2	2-7-0	3-1-0	8-5-3
NEW ORLEANS	12/20/16	80-48	w	0-0-1	0-0-0	8-3-1	8-2-3	2-3-3	3-1-0	6-3-3
TEXAS TECH	12/29/16	67-47	w	6-4-1	2-1-0	6-1-0	16-4-1	0-0-0	DNP	10-2-1
at Iowa State	01/01/17	75-68	w	7-1-2	DNP	8-6-2	13-1-6	0-0-0	DNP	4-4-2
at Kansas	01/04/17	66-54	w	3-1-1	2-4-0	2-2-1	15-6-3	4-2-1	0-1-0	6-7-1
TCU	01/07/17	83-54	w	7-3-1	3-1-0	9-2-2	16-5-5	4-2-2	0-0-0	2-4-2
OKLAHOMA STATE	01/10/17	66-35	w	9-3-1	2-0-0	9-1-0	16-4-1	4-1-1	0-0-0	1-4-1
at West Virginia	01/14/17	73-63	w	6-0-1	0-0-0	10-4-1	11-2-3	DNP	DNP	4-2-1
OKLAHOMA	01/17/17	86-68	w	2-3-2	DNP	15-4-2	16-4-3	DNP	DNP	0-11-4
at Texas Tech	01/21/17	77-57	w	4-8-1	1-1-0	8-4-1	14-2-2	0-1-0	0-3-0	6-3-3
at TCU	01/25/17	77-69	w	0-0-1	DNP	14-4-3	14-1-4	0-1-0	DNP	4-3-4
WEST VIRGINIA	01/29/17	69-54	w	2-2-1	2-0-0	10-2-2	15-1-6	2-4-0	0-0-0	2-2-0
at Oklahoma State	02/01/17	85-71	w	0-1-4	2-2-0	4-4-1	16-2-8	0-1-0	DNP	2-1-6
KANSAS STATE	02/04/17	63-58	w	0-0-1	0-0-0	5-3-2	11-6-2	0-0-0	DNP	6-3-3
at Baylor	02/06/17	85-79	w	4-1-1	DNP	16-2-1	22-5-4	2-2-0	DNP	2-1-0
KANSAS	02/11/17	75-42	w	2-4-4	8-2-1	6-7-1	7-4-3	6-4-0	4-3-0	5-1-0
at Florida State	02/13/17	92-88	w	0-1-0	4-1-0	8-6-1	29-5-8	0-1-0	2-0-0	1-3-2
at Oklahoma	02/18/17	73-74	L	3-1-0	DNP	7-1-2	16-4-2	4-0-0	DNP	5-9-6
BAYLOR	02/20/17	67-70	L	4-2-2	2-1-0	9-2-2	16-1-3	0-0-0	4-4-0	2-5-3
IOWA STATE	02/24/17	66-70	L	10-3-2	DNP	4-3-2	12-6-1	0-0-0	DNP	11-5-1
at Kansas State	02/27/17	69-61	w	2-2-2	3-0-0	16-2-1	3-3-4	2-0-0	0-1-0	12-11-2
vs Oklahoma State	03/04/17	71-60	w	5-1-1	10-3-0	12-4-3	13-4-4	3-0-0	0-0-0	6-8-2
vs West Virginia	03/05/17	59-62	L	6-1-1	0-0-0	5-1-1	13-7-1	DNP	DNP	5-5-0
CENTRAL ARKANSAS	03/17/17	78-50	w	5-5-1	5-4-1	6-1-1	15-5-3	6-5-0	4-6-0	5-2-0
NC STATE	03/19/17	84-80	w	10-3-3	0-3-0	12-2-0	23-3-2	4-2-0	DNP	2-1-0

Opponent	Date	Score		22	23	24	30	31	40
				FOMAN,TASI	ATKINS,ARI	HOLMES,JOY	CARON-GOUD	CARON-GOUD	LANG,KELSE
at Stanford	11/14/16	59-71	L	0-2-0	14-3-2	3-3-1	DNP	2-3-0	6-3-1
HOUSTON BAPTIST	11/16/16	98-46	w	5-3-0	11-4-1	22-9-1	DNP	8-9-2	2-4-1
at Mississippi State	11/20/16	68-79	L	0-0-0	18-4-2	9-8-3	DNP	3-4-0	6-8-2
NORTHWESTERN STATE	11/23/16	86-39	w	2-1-0	11-5-3	12-4-2	0-1-0	0-0-0	12-3-2
SOUTH CAROLINA	12/01/16	67-76	L	0-3-0	14-1-4	11-4-1	DNP	5-5-1	15-12-1
vs UConn	12/04/16	54-72	L	0-0-0	4-2-0	6-2-3	0-0-0	0-3-1	12-10-1
TENNESSEE	12/11/16	72-67	w	DNP	DNP	12-8-2	DNP	2-1-0	12-8-2
UT RIO GRANDE VALLEY	12/15/16	85-61	w	8-3-2	DNP	16-13-4	0-1-0	DNP	10-10-1
UT SAN ANTONIO	12/17/16	76-43	w	14-1-1	10-6-3	8-4-2	7-4-1	DNP	11-13-4
NEW ORLEANS	12/20/16	80-48	w	8-1-6	15-5-2	6-10-3	1-4-0	DNP	23-10-0
TEXAS TECH	12/29/16	67-47	w	0-2-0	9-8-1	10-10-2	0-1-0	DNP	8-13-2
at Iowa State	01/01/17	75-68	w	0-0-0	25-2-1	7-5-0	DNP	DNP	11-12-1
at Kansas	01/04/17	66-54	w	3-5-2	12-5-0	13-9-2	0-1-0	DNP	6-9-2
TCU	01/07/17	83-54	w	DNP	14-5-1	18-8-1	4-2-1	DNP	6-14-0
OKLAHOMA STATE	01/10/17	66-35	w	DNP	5-8-3	9-9-2	7-2-0	0-3-0	4-8-2
at West Virginia	01/14/17	73-63	w	DNP	15-2-1	15-4-1	0-0-0	2-3-0	10-8-1
OKLAHOMA	01/17/17	86-68	w	DNP	19-4-2	20-10-3	0-0-0	3-4-0	11-3-1
at Texas Tech	01/21/17	77-57	w	0-0-0	13-4-3	13-15-1	6-3-0	4-1-1	8-5-1
at TCU	01/25/17	77-69	w	0-0-1	17-4-2	15-14-0	5-5-2	0-1-0	8-3-0
WEST VIRGINIA	01/29/17	69-54	w	DNP	7-4-5	10-7-1	2-0-0	4-5-0	13-8-0
at Oklahoma State	02/01/17	85-71	w	DNP	26-3-0	12-5-1	2-2-0	0-0-0	21-12-0
KANSAS STATE	02/04/17	63-58	w	DNP	5-1-2	21-9-2	DNP	5-2-1	10-9-1
at Baylor	02/06/17	85-79	w	DNP	20-3-1	18-10-2	DNP	0-1-0	1-9-2
KANSAS	02/11/17	75-42	w	DNP	8-5-2	15-13-3	DNP	4-6-1	10-6-1
at Florida State	02/13/17	92-88	w	DNP	21-7-2	14-14-1	DNP	5-4-1	8-5-2
at Oklahoma	02/18/17	73-74	L	DNP	11-1-1	8-8-4	DNP	6-4-0	13-8-2
BAYLOR	02/20/17	67-70	L	DNP	14-5-0	7-12-1	DNP	4-0-0	5-3-0
IOWA STATE	02/24/17	66-70	L	DNP	9-6-1	10-6-1	DNP	4-6-0	6-7-2
at Kansas State	02/27/17	69-61	w	DNP	10-6-0	17-7-3	DNP	0-1-1	4-5-1
vs Oklahoma State	03/04/17	71-60	w	DNP	8-6-0	2-7-2	DNP	2-7-0	10-0-1
vs West Virginia	03/05/17	59-62	L	DNP	12-3-1	9-6-1	DNP	2-5-1	7-8-0
CENTRAL ARKANSAS	03/17/17	78-50	w	DNP	6-5-2	12-9-4	DNP	4-3-0	10-5-1
NC STATE	03/19/17	84-80	w	DNP	8-2-1	16-9-2	DNP	3-5-2	6-7-1

2016-17 Texas Women's Basketball
Texas Individual Game-by-Game (as of Mar 20, 2017)
All games

#01 Sutton, Alecia

Opponent	Date	gs	min	Total		3-Pointers		Free throws		Rebounds				pf	a	t/o	blk	stl	pts	avg
				fg-fga	pct	3fg-fga	pct	ft-fa	pct	off	def	tot	avg							
at Stanford	11/14/16		7	0-1	.000	0-0	.000	0-0	.000	0	0	0	0.0	0	0	0	0	0	0	0.0
HOUSTON BAPTIST	11/16/16		11	1-4	.250	1-1	1.000	0-0	.000	0	1	1	0.5	0	0	2	0	0	3	1.5
at Mississippi State	11/20/16		2	0-0	.000	0-0	.000	0-0	.000	0	0	0	0.3	0	0	0	0	0	0	1.0
NORTHWESTERN STATE	11/23/16		14	2-5	.400	0-2	.000	0-2	.000	0	3	3	1.0	0	2	0	0	0	4	1.8
SOUTH CAROLINA	12/01/16		1	1-1	1.000	0-0	.000	0-0	.000	0	0	0	0.8	1	1	1	0	0	2	1.8
vs UConn	12/04/16		15	1-3	.333	1-3	.333	0-0	.000	0	0	0	0.7	1	0	2	0	1	3	2.0
TENNESSEE	12/11/16	*	16	1-6	.167	0-2	.000	0-0	.000	0	1	1	0.7	1	1	0	0	0	2	2.0
UT RIO GRANDE VALLEY	12/15/16		17	3-5	.600	0-0	.000	3-5	.600	0	0	0	0.6	1	2	1	2	1	9	2.9
UT SAN ANTONIO	12/17/16		12	1-5	.200	0-0	.000	2-2	1.000	1	2	3	0.9	1	1	0	0	0	4	3.0
NEW ORLEANS	12/20/16		11	0-2	.000	0-0	.000	0-0	.000	0	0	0	0.8	2	1	1	0	1	0	2.7
TEXAS TECH	12/29/16		18	3-5	.600	0-0	.000	0-0	.000	0	4	4	1.1	0	1	3	0	0	6	3.0
at Iowa State	01/01/17		16	3-5	.600	1-1	1.000	0-0	.000	0	1	1	1.1	1	2	3	0	1	7	3.3
at Kansas	01/04/17		15	1-3	.333	0-1	.000	1-2	.500	0	1	1	1.1	5	1	3	0	0	3	3.3
TCU	01/07/17		24	3-6	.500	0-1	.000	1-2	.500	0	3	3	1.2	2	1	3	0	0	7	3.6
OKLAHOMA STATE	01/10/17		16	2-3	.667	1-1	1.000	4-4	1.000	2	1	3	1.3	2	1	0	0	1	9	3.9
at West Virginia	01/14/17		13	3-9	.333	0-2	.000	0-1	.000	0	0	0	1.3	2	1	0	0	1	6	4.1
OKLAHOMA	01/17/17		16	1-9	.111	0-2	.000	0-0	.000	0	3	3	1.4	1	2	0	0	0	2	3.9
at Texas Tech	01/21/17		19	2-7	.286	0-1	.000	0-0	.000	1	7	8	1.7	2	1	3	0	1	4	3.9
at TCU	01/25/17		8	0-1	.000	0-1	.000	0-0	.000	0	0	0	1.6	1	1	0	0	0	0	3.7
WEST VIRGINIA	01/29/17		8	0-1	.000	0-0	.000	2-4	.500	1	1	2	1.7	0	1	1	0	1	2	3.7
at Oklahoma State	02/01/17		15	0-4	.000	0-1	.000	0-0	.000	0	1	1	1.6	3	4	1	0	2	0	3.5
KANSAS STATE	02/04/17		8	0-2	.000	0-1	.000	0-0	.000	0	0	0	1.5	0	1	0	0	0	0	3.3
at Baylor	02/06/17		8	2-3	.667	0-0	.000	0-0	.000	0	1	1	1.5	0	1	0	0	0	4	3.3
KANSAS	02/11/17		21	1-4	.250	0-0	.000	0-0	.000	0	4	4	1.6	0	4	1	0	0	2	3.3
at Florida State	02/13/17		9	0-2	.000	0-1	.000	0-0	.000	0	1	1	1.6	1	0	0	0	0	0	3.2
at Oklahoma	02/18/17		5	1-1	1.000	1-1	1.000	0-0	.000	0	1	1	1.6	0	0	0	0	0	3	3.2
BAYLOR	02/20/17		11	2-3	.667	0-1	.000	0-0	.000	1	1	2	1.6	0	2	0	0	0	4	3.2
IOWA STATE	02/24/17		29	4-11	.364	2-8	.250	0-0	.000	1	2	3	1.6	3	2	1	0	0	10	3.4
at Kansas State	02/27/17		10	1-4	.250	0-2	.000	0-0	.000	0	2	2	1.7	0	2	2	0	1	2	3.4
vs Oklahoma State	03/04/17		18	2-8	.250	0-3	.000	1-1	1.000	0	1	1	1.6	1	1	1	0	1	5	3.4
vs West Virginia	03/05/17		14	2-5	.400	0-1	.000	2-2	1.000	0	1	1	1.6	1	1	0	0	0	6	3.5
CENTRAL ARKANSAS	03/17/17		18	2-7	.286	0-1	.000	1-1	1.000	1	4	5	1.7	1	1	1	0	1	5	3.6
NC STATE	03/19/17		20	4-8	.500	1-3	.333	1-2	.500	0	3	3	1.8	1	3	1	1	0	10	3.8
Totals		1	445	49-143	.343	8-41	.195	18-28	.643	8	50	58	1.8	34	42	31	3	13	124	3.8

Games played: 33
Minutes/game: 13.5
Points/game: 3.8
FG Pct: 34.3
3FG Pct: 19.5
FT Pct: 64.3

Rebounds/game: 1.8
Assists/game: 1.3
Turnovers/game: 0.9
Assist/turnover ratio: 1.4
Steals/game: 0.4
Blocks/game: 0.1

2016-17 Texas Women's Basketball
Texas Individual Game-by-Game (as of Mar 20, 2017)
All games

#05 Hosey, Jordan

Opponent	Date	gs	min	Total		3-Pointers		Free throws		Rebounds				pf	a	t/o	blk	stl	pts	avg
				fg-fga	pct	3fg-fga	pct	ft-fa	pct	off	def	tot	avg							
at Stanford	11/14/16		5	0-2	.000	0-0	.000	0-0	.000	2	1	3	3.0	0	0	2	0	0	0	0.0
HOUSTON BAPTIST	11/16/16		18	3-6	.500	0-1	.000	2-2	1.000	3	4	7	5.0	1	0	3	0	2	8	4.0
at Mississippi State	11/20/16		8	0-0	.000	0-0	.000	0-0	.000	0	0	0	3.3	0	0	1	1	0	0	2.7
NORTHWESTERN STATE	11/23/16		9	2-3	.667	0-0	.000	0-0	.000	0	2	2	3.0	2	0	0	0	0	4	3.0
SOUTH CAROLINA	12/01/16		10	3-5	.600	0-1	.000	0-0	.000	0	0	0	2.4	0	0	1	0	0	6	3.6
vs UConn	12/04/16		4	0-0	.000	0-0	.000	0-0	.000	0	0	0	2.0	2	0	0	0	0	0	3.0
TENNESSEE	12/11/16		11	1-2	.500	0-0	.000	0-0	.000	1	0	1	1.9	0	0	0	1	0	2	2.9
UT RIO GRANDE VALLEY	12/15/16		10	2-3	.667	0-0	.000	0-2	.000	1	2	3	2.0	0	0	1	0	1	4	3.0
UT SAN ANTONIO	12/17/16		10	0-6	.000	0-1	.000	0-0	.000	2	2	4	2.2	2	0	1	0	0	0	2.7
NEW ORLEANS	12/20/16		7	0-0	.000	0-0	.000	0-0	.000	0	0	0	2.0	1	0	0	0	1	0	2.4
TEXAS TECH	12/29/16		11	1-5	.200	0-0	.000	0-0	.000	1	0	1	1.9	0	0	2	0	0	2	2.4
at Iowa State	01/01/17		dnp	-	-	-	-	-	-	-	-	-	-	-	-	-	-	-	-	-
at Kansas	01/04/17		9	1-3	.333	0-0	.000	0-0	.000	1	3	4	2.1	2	0	1	0	0	2	2.3
TCU	01/07/17		8	1-1	1.000	0-0	.000	1-2	.500	0	1	1	2.0	0	0	0	0	0	3	2.4
OKLAHOMA STATE	01/10/17		3	0-0	.000	0-0	.000	2-2	1.000	0	0	0	1.9	1	0	0	0	0	2	2.4
at West Virginia	01/14/17		3	0-1	.000	0-0	.000	0-0	.000	0	0	0	1.7	0	0	0	0	0	0	2.2
OKLAHOMA	01/17/17		dnp	-	-	-	-	-	-	-	-	-	-	-	-	-	-	-	-	-
at Texas Tech	01/21/17		7	0-2	.000	0-0	.000	1-2	.500	1	0	1	1.7	1	0	1	0	0	1	2.1
at TCU	01/25/17		dnp	-	-	-	-	-	-	-	-	-	-	-	-	-	-	-	-	-
WEST VIRGINIA	01/29/17		2	1-1	1.000	0-0	.000	0-0	.000	0	0	0	1.6	1	0	0	0	1	2	2.1
at Oklahoma State	02/01/17		9	1-2	.500	0-0	.000	0-0	.000	1	1	2	1.6	1	0	2	0	0	2	2.1
KANSAS STATE	02/04/17		0	0-0	.000	0-0	.000	0-0	.000	0	0	0	1.5	0	0	0	0	0	0	2.0
at Baylor	02/06/17		dnp	-	-	-	-	-	-	-	-	-	-	-	-	-	-	-	-	-
KANSAS	02/11/17		10	2-5	.400	0-0	.000	4-4	1.000	0	2	2	1.6	0	1	0	0	1	8	2.3
at Florida State	02/13/17		8	2-3	.667	0-0	.000	0-2	.000	0	1	1	1.5	0	0	0	0	1	4	2.4
at Oklahoma	02/18/17		dnp	-	-	-	-	-	-	-	-	-	-	-	-	-	-	-	-	-
BAYLOR	02/20/17		5	0-0	.000	0-0	.000	2-4	.500	1	0	1	1.5	1	0	0	0	0	2	2.4
IOWA STATE	02/24/17		dnp	-	-	-	-	-	-	-	-	-	-	-	-	-	-	-	-	-
at Kansas State	02/27/17		4	1-1	1.000	0-0	.000	1-2	.500	0	0	0	1.4	3	0	1	0	0	3	2.4
vs Oklahoma State	03/04/17		11	4-7	.571	0-0	.000	2-2	1.000	1	2	3	1.5	1	0	0	0	0	10	2.7
vs West Virginia	03/05/17		6	0-2	.000	0-0	.000	0-0	.000	0	0	0	1.4	1	0	0	0	0	0	2.6
CENTRAL ARKANSAS	03/17/17		11	2-2	1.000	0-0	.000	1-4	.250	1	3	4	1.5	0	1	3	0	0	5	2.7
NC STATE	03/19/17		10	0-3	.000	0-0	.000	0-0	.000	1	2	3	1.6	0	0	0	1	0	0	2.6
Totals		0	209	27-65	.415	0-3	.000	16-28	.571	17	26	43	1.6	20	2	19	3	7	70	2.6

Games played: 27
Minutes/game: 7.7
Points/game: 2.6
FG Pct: 41.5
3FG Pct: 0.0
FT Pct: 57.1

Rebounds/game: 1.6
Assists/game: 0.1
Turnovers/game: 0.7
Assist/turnover ratio: 0.1
Steals/game: 0.3
Blocks/game: 0.1

2016-17 Texas Women's Basketball
Texas Individual Game-by-Game (as of Mar 20, 2017)
All games

#10 Higgs, Lashann

Opponent	Date	gs	min	Total		3-Pointers		Free throws		Rebounds				pf	a	t/o	blk	stl	pts	avg
				fg-fga	pct	3fg-fga	pct	ft-fa	pct	off	def	tot	avg							
at Stanford	11/14/16		17	3-7	.429	1-1	1.000	0-0	.000	0	3	3	3.0	1	1	3	0	0	7	7.0
HOUSTON BAPTIST	11/16/16		18	1-5	.200	0-0	.000	0-0	.000	0	4	4	3.5	1	5	2	0	1	2	4.5
at Mississippi State	11/20/16		8	0-0	.000	0-0	.000	1-2	.500	0	0	0	2.3	3	0	3	0	0	1	3.3
NORTHWESTERN STATE	11/23/16		21	6-8	.750	0-0	.000	2-2	1.000	2	3	5	3.0	0	5	0	0	1	14	6.0
SOUTH CAROLINA	12/01/16		18	2-7	.286	0-0	.000	3-4	.750	2	1	3	3.0	3	1	0	0	1	7	6.2
vs UConn	12/04/16		20	4-6	.667	0-0	.000	1-2	.500	0	1	1	2.7	3	0	3	0	0	9	6.7
TENNESSEE	12/11/16		26	5-10	.500	1-1	1.000	1-2	.500	2	2	4	2.9	0	1	3	0	1	12	7.4
UT RIO GRANDE VALLEY	12/15/16	*	15	2-3	.667	0-0	.000	1-2	.500	1	2	3	2.9	3	1	3	0	2	5	7.1
UT SAN ANTONIO	12/17/16		5	0-1	.000	0-0	.000	0-0	.000	0	1	1	2.7	0	0	1	0	0	0	6.3
NEW ORLEANS	12/20/16		17	4-10	.400	0-1	.000	0-0	.000	3	0	3	2.7	1	1	2	0	5	8	6.5
TEXAS TECH	12/29/16		7	3-5	.600	0-0	.000	0-2	.000	0	1	1	2.5	0	0	0	0	1	6	6.5
at Iowa State	01/01/17		13	3-5	.600	0-0	.000	2-2	1.000	2	4	6	2.8	0	2	1	0	1	8	6.6
at Kansas	01/04/17		12	1-4	.250	0-0	.000	0-0	.000	0	2	2	2.8	3	1	3	0	0	2	6.2
TCU	01/07/17		13	4-5	.800	0-0	.000	1-4	.250	1	1	2	2.7	0	2	4	0	2	9	6.4
OKLAHOMA STATE	01/10/17		13	4-9	.444	0-1	.000	1-3	.333	0	1	1	2.6	0	0	0	0	1	9	6.6
at West Virginia	01/14/17		20	4-7	.571	0-1	.000	2-2	1.000	3	1	4	2.7	1	1	1	0	2	10	6.8
OKLAHOMA	01/17/17		19	6-8	.750	1-1	1.000	2-4	.500	1	3	4	2.8	2	2	2	0	0	15	7.3
at Texas Tech	01/21/17		13	4-8	.500	0-1	.000	0-0	.000	1	3	4	2.8	1	1	1	0	0	8	7.3
at TCU	01/25/17		22	7-11	.636	0-2	.000	0-0	.000	1	3	4	2.9	2	3	3	0	0	14	7.7
WEST VIRGINIA	01/29/17		26	5-10	.500	0-0	.000	0-1	.000	0	2	2	2.9	1	2	1	1	3	10	7.8
at Oklahoma State	02/01/17		15	2-5	.400	0-1	.000	0-0	.000	1	3	4	2.9	4	1	1	0	1	4	7.6
KANSAS STATE	02/04/17		13	2-4	.500	0-0	.000	1-6	.167	1	2	3	2.9	2	2	4	0	0	5	7.5
at Baylor	02/06/17		25	6-12	.500	0-2	.000	4-6	.667	1	1	2	2.9	1	1	0	0	1	16	7.9
KANSAS	02/11/17		19	3-6	.500	0-1	.000	0-2	.000	4	3	7	3.0	3	1	0	0	1	6	7.8
at Florida State	02/13/17		31	3-9	.333	0-0	.000	2-3	.667	2	4	6	3.2	0	1	3	1	1	8	7.8
at Oklahoma	02/18/17		19	3-9	.333	1-2	.500	0-0	.000	0	1	1	3.1	1	2	0	0	2	7	7.8
BAYLOR	02/20/17		20	4-10	.400	1-2	.500	0-0	.000	2	0	2	3.0	3	2	1	0	2	9	7.8
IOWA STATE	02/24/17		20	2-11	.182	0-1	.000	0-1	.000	1	2	3	3.0	2	2	2	0	0	4	7.7
at Kansas State	02/27/17	*	19	6-11	.545	0-0	.000	4-5	.800	0	2	2	3.0	2	1	2	0	2	16	8.0
vs Oklahoma State	03/04/17		17	5-7	.714	0-0	.000	2-2	1.000	1	3	4	3.0	1	3	3	0	0	12	8.1
vs West Virginia	03/05/17		15	2-4	.500	0-1	.000	1-2	.500	1	0	1	3.0	3	1	2	0	1	5	8.0
CENTRAL ARKANSAS	03/17/17		21	3-5	.600	0-1	.000	0-0	.000	0	1	1	2.9	2	1	1	1	0	6	7.9
NC STATE	03/19/17		20	5-13	.385	0-1	.000	2-3	.667	0	2	2	2.9	2	0	0	0	0	12	8.1
Totals		2	577	114-235	.485	5-21	.238	33-62	.532	33	62	95	2.9	51	47	55	3	32	266	8.1

Games played: 33
Minutes/game: 17.5
Points/game: 8.1
FG Pct: 48.5
3FG Pct: 23.8
FT Pct: 53.2

Rebounds/game: 2.9
Assists/game: 1.4
Turnovers/game: 1.7
Assist/turnover ratio: 0.9
Steals/game: 1.0
Blocks/game: 0.1

2016-17 Texas Women's Basketball
Texas Individual Game-by-Game (as of Mar 20, 2017)
All games

#11 McCarty, Brooke

Opponent	Date	gs	min	Total		3-Pointers		Free throws		Rebounds				pf	a	t/o	blk	stl	pts	avg	
				fg-fga	pct	3fg-fga	pct	ft-fa	pct	off	def	tot	avg								
at Stanford	11/14/16	*	38	8-20	.400	2-5	.400	2-5	.400	2	3	5	5.0	0	2	1	0	2	20	20.0	
HOUSTON BAPTIST	11/16/16	*	20	6-8	.750	4-5	.800	0-0	.000	0	2	2	3.5	2	4	1	0	1	16	18.0	
at Mississippi State	11/20/16	*	39	8-15	.533	1-5	.200	2-2	1.000	0	2	2	3.0	4	4	5	0	0	19	18.3	
NORTHWESTERN STATE	11/23/16	*	22	3-6	.500	2-5	.400	2-2	1.000	0	3	3	3.0	0	5	1	0	1	10	16.3	
SOUTH CAROLINA	12/01/16	*	39	3-9	.333	1-4	.250	0-0	.000	1	1	2	2.8	3	3	2	0	1	7	14.4	
vs UConn	12/04/16	*	38	5-12	.417	3-7	.429	2-3	.667	0	3	3	2.8	1	3	0	0	0	15	14.5	
TENNESSEE	12/11/16	*	37	4-10	.400	2-4	.500	3-4	.750	0	4	4	3.0	2	4	1	0	0	13	14.3	
UT RIO GRANDE VALLEY	12/15/16	*	29	4-8	.500	2-5	.400	4-4	1.000	0	5	5	3.3	1	6	2	0	0	14	14.3	
UT SAN ANTONIO	12/17/16	*	29	3-6	.500	3-4	.750	0-0	.000	0	4	4	3.3	0	2	2	0	1	9	13.7	
NEW ORLEANS	12/20/16	*	23	3-11	.273	2-8	.250	0-0	.000	0	2	2	3.2	0	3	4	0	1	8	13.1	
TEXAS TECH	12/29/16	*	33	6-9	.667	2-4	.500	2-2	1.000	1	3	4	3.3	0	1	1	0	0	16	13.4	
at Iowa State	01/01/17	*	39	5-8	.625	1-4	.250	2-2	1.000	0	1	1	3.1	1	6	3	0	1	13	13.3	
at Kansas	01/04/17	*	31	4-10	.400	3-5	.600	4-4	1.000	0	6	6	3.3	2	3	0	0	1	15	13.5	
TCU	01/07/17	*	28	6-12	.500	2-5	.400	2-2	1.000	0	5	5	3.4	1	5	0	1	2	16	13.6	
OKLAHOMA STATE	01/10/17	*	27	5-11	.455	4-6	.667	2-3	.667	0	4	4	3.5	2	1	1	0	0	16	13.8	
at West Virginia	01/14/17	*	33	5-13	.385	0-4	.000	1-2	.500	0	2	2	3.4	0	3	1	0	1	11	13.6	
OKLAHOMA	01/17/17	*	37	4-13	.308	4-8	.500	4-6	.667	0	4	4	3.4	3	3	1	0	1	16	13.8	
at Texas Tech	01/21/17	*	30	6-13	.462	2-5	.400	0-0	.000	0	2	2	3.3	0	2	0	0	1	14	13.8	
at TCU	01/25/17	*	39	5-14	.357	3-9	.333	1-2	.500	0	1	1	3.2	2	4	2	1	1	14	13.8	
WEST VIRGINIA	01/29/17	*	35	6-11	.545	3-5	.600	0-0	.000	0	1	1	3.1	1	6	2	0	1	15	13.9	
at Oklahoma State	02/01/17	*	33	6-11	.545	4-7	.571	0-0	.000	0	2	2	3.0	1	8	0	0	0	16	14.0	
KANSAS STATE	02/04/17	*	39	4-8	.500	2-3	.667	1-2	.500	1	5	6	3.2	1	2	1	0	1	11	13.8	
at Baylor	02/06/17	*	35	9-14	.643	2-5	.400	2-4	.500	1	4	5	3.3	0	4	3	0	1	22	14.2	
KANSAS	02/11/17	*	24	3-8	.375	1-4	.250	0-0	.000	0	4	4	3.3	0	3	0	0	0	7	13.9	
at Florida State	02/13/17	*	50	11-16	.688	5-8	.625	2-4	.500	0	5	5	3.4	2	8	4	0	1	29	14.5	
at Oklahoma	02/18/17	*	40	5-14	.357	2-5	.400	4-4	1.000	1	3	4	3.4	2	2	2	0	0	16	14.5	
BAYLOR	02/20/17	*	39	6-15	.400	4-9	.444	0-0	.000	0	1	1	3.3	2	3	2	0	0	16	14.6	
IOWA STATE	02/24/17	*	31	5-8	.625	1-3	.333	1-2	.500	0	6	6	3.4	3	1	2	0	1	12	14.5	
at Kansas State	02/27/17	*	40	1-10	.100	1-6	.167	0-0	.000	0	3	3	3.4	1	4	3	0	2	3	14.1	
vs Oklahoma State	03/04/17	*	31	6-12	.500	1-4	.250	0-0	.000	0	4	4	3.4	3	4	2	0	1	13	14.1	
vs West Virginia	03/05/17	*	37	4-13	.308	2-6	.333	3-3	1.000	0	7	7	3.5	0	1	1	0	0	13	14.0	
CENTRAL ARKANSAS	03/17/17	*	29	4-6	.667	3-4	.750	4-4	1.000	0	5	5	3.6	1	3	2	0	0	15	14.1	
NC STATE	03/19/17	*	38	7-13	.538	3-7	.429	6-7	.857	0	3	3	3.5	1	2	2	0	1	23	14.3	
Totals			33	1112	170-367	.463	77-178	.433	56-73	.767	7	110	117	3.5	42	115	54	2	24	473	14.3

Games played: 33
Minutes/game: 33.7
Points/game: 14.3
FG Pct: 46.3
3FG Pct: 43.3
FT Pct: 76.7

Rebounds/game: 3.5
Assists/game: 3.5
Turnovers/game: 1.6
Assist/turnover ratio: 2.1
Steals/game: 0.7
Blocks/game: 0.1

2016-17 Texas Women's Basketball
Texas Individual Game-by-Game (as of Mar 20, 2017)
All games

#12 Underwood, Jada

Opponent	Date	gs	min	Total		3-Pointers		Free throws		Rebounds				pf	a	t/o	blk	stl	pts	avg
				fg-fga	pct	3fg-fga	pct	ft-fa	pct	off	def	tot	avg							
at Stanford	11/14/16		5	1-3	.333	0-0	.000	0-0	.000	3	0	3	3.0	0	0	0	0	0	2	2.0
HOUSTON BAPTIST	11/16/16		20	3-4	.750	0-0	.000	5-7	.714	3	2	5	4.0	1	0	0	2	0	11	6.5
at Mississippi State	11/20/16		8	0-2	.000	0-1	.000	0-0	.000	0	0	0	2.7	2	0	0	2	0	0	4.3
NORTHWESTERN STATE	11/23/16		16	4-5	.800	2-2	1.000	0-0	.000	1	0	1	2.3	0	1	1	0	0	10	5.8
SOUTH CAROLINA	12/01/16		dnp	-	-	-	-	-	-	-	-	-	-	-	-	-	-	-	-	-
vs UConn	12/04/16		dnp	-	-	-	-	-	-	-	-	-	-	-	-	-	-	-	-	-
TENNESSEE	12/11/16		20	5-7	.714	0-0	.000	3-4	.750	2	2	4	2.6	2	0	1	0	0	13	7.2
UT RIO GRANDE VALLEY	12/15/16		25	4-4	1.000	0-0	.000	4-4	1.000	0	2	2	2.5	3	1	3	1	1	12	8.0
UT SAN ANTONIO	12/17/16		20	1-7	.143	0-1	.000	0-0	.000	3	4	7	3.1	0	0	2	1	0	2	7.1
NEW ORLEANS	12/20/16		12	1-2	.500	0-0	.000	0-0	.000	1	2	3	3.1	2	3	1	1	0	2	6.5
TEXAS TECH	12/29/16		5	0-2	.000	0-0	.000	0-0	.000	0	0	0	2.8	2	0	1	0	1	0	5.8
at Iowa State	01/01/17		2	0-2	.000	0-0	.000	0-0	.000	0	0	0	2.5	1	0	0	0	0	0	5.2
at Kansas	01/04/17		15	2-4	.500	0-0	.000	0-0	.000	2	0	2	2.5	2	1	7	0	0	4	5.1
TCU	01/07/17		12	1-2	.500	0-0	.000	2-2	1.000	2	0	2	2.4	3	2	2	0	0	4	5.0
OKLAHOMA STATE	01/10/17		12	0-0	.000	0-0	.000	4-6	.667	0	1	1	2.3	3	1	0	0	1	4	4.9
at West Virginia	01/14/17		dnp	-	-	-	-	-	-	-	-	-	-	-	-	-	-	-	-	-
OKLAHOMA	01/17/17		dnp	-	-	-	-	-	-	-	-	-	-	-	-	-	-	-	-	-
at Texas Tech	01/21/17		6	0-2	.000	0-0	.000	0-2	.000	1	0	1	2.2	2	0	1	0	0	0	4.6
at TCU	01/25/17		2	0-0	.000	0-0	.000	0-0	.000	0	1	1	2.1	0	0	0	0	0	0	4.3
WEST VIRGINIA	01/29/17		10	1-1	1.000	0-0	.000	0-0	.000	2	2	4	2.3	3	0	2	0	0	2	4.1
at Oklahoma State	02/01/17		17	0-3	.000	0-0	.000	0-2	.000	1	0	1	2.2	1	0	0	0	0	0	3.9
KANSAS STATE	02/04/17		4	0-1	.000	0-0	.000	0-0	.000	0	0	0	2.1	0	0	0	0	0	0	3.7
at Baylor	02/06/17		5	1-2	.500	0-0	.000	0-0	.000	1	1	2	2.1	1	0	1	0	0	2	3.6
KANSAS	02/11/17		18	3-9	.333	0-0	.000	0-1	.000	1	3	4	2.2	2	0	2	2	0	6	3.7
at Florida State	02/13/17		2	0-0	.000	0-0	.000	0-0	.000	0	1	1	2.1	0	0	1	0	0	0	3.5
at Oklahoma	02/18/17		4	2-4	.500	0-0	.000	0-0	.000	0	0	0	2.0	0	0	0	0	0	4	3.5
BAYLOR	02/20/17		4	0-0	.000	0-0	.000	0-0	.000	0	0	0	1.9	1	0	0	0	0	0	3.4
IOWA STATE	02/24/17		3	0-1	.000	0-0	.000	0-0	.000	0	0	0	1.8	0	0	0	0	0	0	3.3
at Kansas State	02/27/17		2	1-1	1.000	0-0	.000	0-0	.000	0	0	0	1.8	1	0	0	0	0	2	3.2
vs Oklahoma State	03/04/17		4	1-2	.500	0-0	.000	1-2	.500	0	0	0	1.7	1	0	0	0	0	3	3.2
vs West Virginia	03/05/17		dnp	-	-	-	-	-	-	-	-	-	-	-	-	-	-	-	-	-
CENTRAL ARKANSAS	03/17/17		16	2-4	.500	0-0	.000	2-2	1.000	5	0	5	1.8	3	0	2	1	0	6	3.3
NC STATE	03/19/17		7	1-3	.333	0-0	.000	2-2	1.000	0	2	2	1.8	2	0	1	0	0	4	3.3
Totals		0	276	34-77	.442	2-4	.500	23-34	.676	28	23	51	1.8	38	9	28	10	3	93	3.3

Games played: 28
Minutes/game: 9.9
Points/game: 3.3
FG Pct: 44.2
3FG Pct: 50.0
FT Pct: 67.6

Rebounds/game: 1.8
Assists/game: 0.3
Turnovers/game: 1.0
Assist/turnover ratio: 0.3
Steals/game: 0.1
Blocks/game: 0.4

2016-17 Texas Women's Basketball
Texas Individual Game-by-Game (as of Mar 20, 2017)
All games

#14 Aborowa, Olamide

Opponent	Date	gs	min	Total		3-Pointers		Free throws		Rebounds				pf	a	t/o	blk	stl	pts	avg
				fg-fga	pct	3fg-fga	pct	ft-fa	pct	off	def	tot	avg							
at Stanford	11/14/16		dnp	-	-	-	-	-	-	-	-	-	-	-	-	-	-	-	-	-
HOUSTON BAPTIST	11/16/16		6	0-3	.000	0-0	.000	0-0	.000	1	2	3	3.0	0	1	0	1	0	0	0.0
at Mississippi State	11/20/16		dnp	-	-	-	-	-	-	-	-	-	-	-	-	-	-	-	-	-
NORTHWESTERN STATE	11/23/16		13	2-3	.667	0-0	.000	0-0	.000	1	1	2	2.5	1	1	0	1	0	4	2.0
SOUTH CAROLINA	12/01/16		2	0-0	.000	0-0	.000	0-0	.000	0	0	0	1.7	1	0	1	0	0	0	1.3
vs UConn	12/04/16		dnp	-	-	-	-	-	-	-	-	-	-	-	-	-	-	-	-	-
TENNESSEE	12/11/16		dnp	-	-	-	-	-	-	-	-	-	-	-	-	-	-	-	-	-
UT RIO GRANDE VALLEY	12/15/16		9	0-3	.000	0-0	.000	1-2	.500	2	1	3	2.0	1	0	1	0	0	1	1.3
UT SAN ANTONIO	12/17/16		9	1-4	.250	0-0	.000	1-2	.500	0	1	1	1.8	2	0	1	0	0	3	1.6
NEW ORLEANS	12/20/16		8	1-3	.333	0-0	.000	1-2	.500	0	1	1	1.7	1	0	2	0	0	3	1.8
TEXAS TECH	12/29/16		dnp	-	-	-	-	-	-	-	-	-	-	-	-	-	-	-	-	-
at Iowa State	01/01/17		dnp	-	-	-	-	-	-	-	-	-	-	-	-	-	-	-	-	-
at Kansas	01/04/17		3	0-0	.000	0-0	.000	0-2	.000	1	0	1	1.6	0	0	2	0	0	0	1.6
TCU	01/07/17		2	0-0	.000	0-0	.000	0-0	.000	0	0	0	1.4	1	0	0	0	0	0	1.4
OKLAHOMA STATE	01/10/17		3	0-0	.000	0-0	.000	0-0	.000	0	0	0	1.2	0	0	0	0	0	0	1.2
at West Virginia	01/14/17		dnp	-	-	-	-	-	-	-	-	-	-	-	-	-	-	-	-	-
OKLAHOMA	01/17/17		dnp	-	-	-	-	-	-	-	-	-	-	-	-	-	-	-	-	-
at Texas Tech	01/21/17		6	0-1	.000	0-0	.000	0-0	.000	1	2	3	1.4	0	0	0	0	1	0	1.1
at TCU	01/25/17		dnp	-	-	-	-	-	-	-	-	-	-	-	-	-	-	-	-	-
WEST VIRGINIA	01/29/17		2	0-0	.000	0-0	.000	0-0	.000	0	0	0	1.3	0	0	0	0	0	0	1.0
at Oklahoma State	02/01/17		dnp	-	-	-	-	-	-	-	-	-	-	-	-	-	-	-	-	-
KANSAS STATE	02/04/17		dnp	-	-	-	-	-	-	-	-	-	-	-	-	-	-	-	-	-
at Baylor	02/06/17		dnp	-	-	-	-	-	-	-	-	-	-	-	-	-	-	-	-	-
KANSAS	02/11/17		10	2-5	.400	0-0	.000	0-0	.000	2	1	3	1.4	1	0	0	2	0	4	1.3
at Florida State	02/13/17		2	1-1	1.000	0-0	.000	0-0	.000	0	0	0	1.3	1	0	0	0	0	2	1.3
at Oklahoma	02/18/17		dnp	-	-	-	-	-	-	-	-	-	-	-	-	-	-	-	-	-
BAYLOR	02/20/17		9	2-6	.333	0-0	.000	0-0	.000	2	2	4	1.5	4	0	0	0	0	4	1.5
IOWA STATE	02/24/17		dnp	-	-	-	-	-	-	-	-	-	-	-	-	-	-	-	-	-
at Kansas State	02/27/17		5	0-2	.000	0-0	.000	0-0	.000	1	0	1	1.5	0	0	0	0	0	0	1.4
vs Oklahoma State	03/04/17		6	0-0	.000	0-0	.000	0-0	.000	0	0	0	1.4	1	0	0	0	0	0	1.3
vs West Virginia	03/05/17		dnp	-	-	-	-	-	-	-	-	-	-	-	-	-	-	-	-	-
CENTRAL ARKANSAS	03/17/17		13	2-3	.667	0-0	.000	0-0	.000	2	4	6	1.6	0	0	2	2	0	4	1.5
NC STATE	03/19/17		dnp	-	-	-	-	-	-	-	-	-	-	-	-	-	-	-	-	-
Totals		0	108	11-34	.324	0-0	.000	3-8	.375	13	15	28	1.6	14	2	9	6	1	25	1.5

Games played: 17
Minutes/game: 6.4
Points/game: 1.5
FG Pct: 32.4
FT Pct: 37.5

Rebounds/game: 1.6
Assists/game: 0.1
Turnovers/game: 0.5
Assist/turnover ratio: 0.2
Steals/game: 0.1
Blocks/game: 0.4

2016-17 Texas Women's Basketball
Texas Individual Game-by-Game (as of Mar 20, 2017)
All games

#20 Taylor, Brianna

Opponent	Date	gs	min	Total		3-Pointers		Free throws		Rebounds				pf	a	t/o	blk	stl	pts	avg	
				fg-fga	pct	3fg-fga	pct	ft-fa	pct	off	def	tot	avg								
at Stanford	11/14/16	*	20	2-3	.667	1-2	.500	0-0	.000	1	2	3	3.0	3	2	1	0	0	5	5.0	
HOUSTON BAPTIST	11/16/16	*	18	4-5	.800	0-1	.000	2-6	.333	2	1	3	3.0	2	3	0	0	3	10	7.5	
at Mississippi State	11/20/16	*	31	5-6	.833	0-0	.000	2-4	.500	4	4	8	4.7	2	2	4	0	3	12	9.0	
NORTHWESTERN STATE	11/23/16	*	15	1-4	.250	1-3	.333	0-0	.000	3	2	5	4.8	2	1	1	0	0	3	7.5	
SOUTH CAROLINA	12/01/16	*	24	0-6	.000	0-1	.000	0-0	.000	2	3	5	4.8	2	1	2	0	2	0	6.0	
vs UConn	12/04/16	*	28	2-4	.500	1-1	1.000	0-0	.000	1	2	3	4.5	4	0	2	0	2	5	5.8	
TENNESSEE	12/11/16	*	23	2-9	.222	0-0	.000	0-0	.000	2	3	5	4.6	3	1	3	0	3	4	5.6	
UT RIO GRANDE VALLEY	12/15/16	*	15	2-4	.500	0-0	.000	2-4	.500	1	2	3	4.4	3	2	1	0	2	6	5.6	
UT SAN ANTONIO	12/17/16	*	20	2-3	.667	0-0	.000	4-4	1.000	3	2	5	4.4	3	3	0	0	0	8	5.9	
NEW ORLEANS	12/20/16	*	13	3-3	1.000	0-0	.000	0-0	.000	0	3	3	4.3	2	3	1	1	1	6	5.9	
TEXAS TECH	12/29/16	*	21	5-7	.714	0-0	.000	0-0	.000	0	2	2	4.1	1	1	1	0	2	10	6.3	
at Iowa State	01/01/17	*	32	2-7	.286	0-1	.000	0-0	.000	1	3	4	4.1	2	2	2	0	3	4	6.1	
at Kansas	01/04/17	*	21	2-5	.400	0-0	.000	2-2	1.000	0	7	7	4.3	1	1	3	0	2	6	6.1	
TCU	01/07/17	*	20	1-5	.200	0-0	.000	0-2	.000	3	1	4	4.3	0	2	2	0	2	2	5.8	
OKLAHOMA STATE	01/10/17	*	22	0-2	.000	0-0	.000	1-2	.500	2	2	4	4.3	2	1	2	1	1	1	5.5	
at West Virginia	01/14/17	*	30	1-3	.333	0-0	.000	2-4	.500	0	2	2	4.1	2	1	2	0	1	4	5.4	
OKLAHOMA	01/17/17	*	20	0-0	.000	0-0	.000	0-0	.000	4	7	11	4.5	0	4	4	0	2	0	5.1	
at Texas Tech	01/21/17	*	20	3-5	.600	0-0	.000	0-0	.000	1	2	3	4.4	3	3	1	0	1	6	5.1	
at TCU	01/25/17	*	22	2-4	.500	0-0	.000	0-0	.000	2	1	3	4.4	4	4	2	1	1	4	5.1	
WEST VIRGINIA	01/29/17	*	14	0-1	.000	0-0	.000	2-2	1.000	0	2	2	4.3	3	0	1	0	1	2	4.9	
at Oklahoma State	02/01/17	*	20	1-3	.333	0-0	.000	0-0	.000	1	0	1	4.1	3	6	2	0	0	2	4.8	
KANSAS STATE	02/04/17	*	22	3-9	.333	0-0	.000	0-0	.000	1	2	3	4.0	3	3	2	0	0	6	4.8	
at Baylor	02/06/17	*	13	1-2	.500	0-0	.000	0-0	.000	0	1	1	3.9	4	0	1	0	1	2	4.7	
KANSAS	02/11/17	*	17	2-4	.500	0-0	.000	1-2	.500	0	1	1	3.8	2	0	1	0	1	5	4.7	
at Florida State	02/13/17	*	19	0-0	.000	0-0	.000	1-2	.500	1	2	3	3.8	5	2	2	0	0	1	4.6	
at Oklahoma	02/18/17	*	33	2-7	.286	0-0	.000	1-2	.500	1	8	9	4.0	1	6	3	1	2	5	4.6	
BAYLOR	02/20/17	*	22	0-2	.000	0-0	.000	2-2	1.000	3	2	5	4.0	3	3	4	0	2	2	4.5	
IOWA STATE	02/24/17	*	22	4-9	.444	0-0	.000	3-4	.750	1	4	5	4.0	1	1	3	1	0	11	4.7	
at Kansas State	02/27/17		23	6-10	.600	0-0	.000	0-0	.000	4	7	11	4.3	2	2	2	0	0	12	5.0	
vs Oklahoma State	03/04/17	*	23	3-4	.750	0-0	.000	0-0	.000	3	5	8	4.4	1	2	2	1	2	6	5.0	
vs West Virginia	03/05/17	*	22	2-3	.667	0-0	.000	1-2	.500	1	4	5	4.4	3	0	4	0	2	5	5.0	
CENTRAL ARKANSAS	03/17/17	*	17	1-1	1.000	0-0	.000	3-3	1.000	2	0	2	4.3	2	0	4	0	0	5	5.0	
NC STATE	03/19/17	*	9	1-1	1.000	0-0	.000	0-0	.000	0	1	1	4.2	3	0	5	0	1	2	4.9	
Totals			32	691	65-141	.461	3-9	.333	29-47	.617	50	90	140	4.2	77	62	70	6	43	162	4.9

Games played: 33
Minutes/game: 20.9
Points/game: 4.9
FG Pct: 46.1
3FG Pct: 33.3
FT Pct: 61.7

Rebounds/game: 4.2
Assists/game: 1.9
Turnovers/game: 2.1
Assist/turnover ratio: 0.9
Steals/game: 1.3
Blocks/game: 0.2

2016-17 Texas Women's Basketball
Texas Individual Game-by-Game (as of Mar 20, 2017)
All games

#22 Foman, Tasia

Opponent	Date	gs	min	Total		3-Pointers		Free throws		Rebounds				pf	a	t/o	blk	stl	pts	avg
				fg-fga	pct	3fg-fga	pct	ft-fa	pct	off	def	tot	avg							
at Stanford	11/14/16	*	20	0-4	.000	0-2	.000	0-0	.000	1	1	2	2.0	3	0	2	0	1	0	0.0
HOUSTON BAPTIST	11/16/16		17	2-6	.333	1-2	.500	0-0	.000	0	3	3	2.5	2	0	2	1	0	5	2.5
at Mississippi State	11/20/16		6	0-0	.000	0-0	.000	0-0	.000	0	0	0	1.7	3	0	2	0	0	0	1.7
NORTHWESTERN STATE	11/23/16		12	1-4	.250	0-1	.000	0-0	.000	0	1	1	1.5	0	0	2	0	1	2	1.8
SOUTH CAROLINA	12/01/16		5	0-1	.000	0-0	.000	0-0	.000	2	1	3	1.8	2	0	0	0	0	0	1.4
vs UConn	12/04/16		3	0-0	.000	0-0	.000	0-0	.000	0	0	0	1.5	0	0	1	0	0	0	1.2
TENNESSEE	12/11/16		dnp	-	-	-	-	-	-	-	-	-	-	-	-	-	-	-	-	-
UT RIO GRANDE VALLEY	12/15/16		18	4-6	.667	0-0	.000	0-0	.000	0	3	3	1.7	2	2	0	2	1	8	2.1
UT SAN ANTONIO	12/17/16		14	6-9	.667	2-3	.667	0-0	.000	0	1	1	1.6	0	1	1	0	2	14	3.6
NEW ORLEANS	12/20/16		17	3-8	.375	0-2	.000	2-3	.667	0	1	1	1.6	2	6	1	1	3	8	4.1
TEXAS TECH	12/29/16		7	0-6	.000	0-3	.000	0-0	.000	2	0	2	1.6	1	0	0	0	0	0	3.7
at Iowa State	01/01/17		3	0-0	.000	0-0	.000	0-0	.000	0	0	0	1.5	3	0	0	0	0	0	3.4
at Kansas	01/04/17		13	1-5	.200	1-3	.333	0-0	.000	1	4	5	1.8	1	2	3	1	0	3	3.3
TCU	01/07/17		dnp	-	-	-	-	-	-	-	-	-	-	-	-	-	-	-	-	-
OKLAHOMA STATE	01/10/17		dnp	-	-	-	-	-	-	-	-	-	-	-	-	-	-	-	-	-
at West Virginia	01/14/17		dnp	-	-	-	-	-	-	-	-	-	-	-	-	-	-	-	-	-
OKLAHOMA	01/17/17		dnp	-	-	-	-	-	-	-	-	-	-	-	-	-	-	-	-	-
at Texas Tech	01/21/17		6	0-1	.000	0-0	.000	0-0	.000	0	0	0	1.6	0	0	0	0	1	0	3.1
at TCU	01/25/17		4	0-2	.000	0-2	.000	0-0	.000	0	0	0	1.5	1	1	1	0	0	0	2.9
WEST VIRGINIA	01/29/17		dnp	-	-	-	-	-	-	-	-	-	-	-	-	-	-	-	-	-
at Oklahoma State	02/01/17		dnp	-	-	-	-	-	-	-	-	-	-	-	-	-	-	-	-	-
KANSAS STATE	02/04/17		dnp	-	-	-	-	-	-	-	-	-	-	-	-	-	-	-	-	-
at Baylor	02/06/17		dnp	-	-	-	-	-	-	-	-	-	-	-	-	-	-	-	-	-
KANSAS	02/11/17		dnp	-	-	-	-	-	-	-	-	-	-	-	-	-	-	-	-	-
at Florida State	02/13/17		dnp	-	-	-	-	-	-	-	-	-	-	-	-	-	-	-	-	-
at Oklahoma	02/18/17		dnp	-	-	-	-	-	-	-	-	-	-	-	-	-	-	-	-	-
BAYLOR	02/20/17		dnp	-	-	-	-	-	-	-	-	-	-	-	-	-	-	-	-	-
IOWA STATE	02/24/17		dnp	-	-	-	-	-	-	-	-	-	-	-	-	-	-	-	-	-
at Kansas State	02/27/17		dnp	-	-	-	-	-	-	-	-	-	-	-	-	-	-	-	-	-
vs Oklahoma State	03/04/17		dnp	-	-	-	-	-	-	-	-	-	-	-	-	-	-	-	-	-
vs West Virginia	03/05/17		dnp	-	-	-	-	-	-	-	-	-	-	-	-	-	-	-	-	-
CENTRAL ARKANSAS	03/17/17		dnp	-	-	-	-	-	-	-	-	-	-	-	-	-	-	-	-	-
NC STATE	03/19/17		dnp	-	-	-	-	-	-	-	-	-	-	-	-	-	-	-	-	-
Totals		1	145	17-52	.327	4-18	.222	2-3	.667	6	15	21	1.5	20	12	15	5	9	40	2.9

Games played: 14
Minutes/game: 10.4
Points/game: 2.9
FG Pct: 32.7
3FG Pct: 22.2
FT Pct: 66.7

Rebounds/game: 1.5
Assists/game: 0.9
Turnovers/game: 1.1
Assist/turnover ratio: 0.8
Steals/game: 0.6
Blocks/game: 0.4

2016-17 Texas Women's Basketball
Texas Individual Game-by-Game (as of Mar 20, 2017)
All games

#23 Atkins, Ariel

Opponent	Date	gs	min	Total		3-Pointers		Free throws		Rebounds				pf	a	t/o	blk	stl	pts	avg	
				fg-fga	pct	3fg-fga	pct	ft-fa	pct	off	def	tot	avg								
at Stanford	11/14/16	*	31	5-13	.385	1-4	.250	3-6	.500	1	2	3	3.0	5	2	3	0	4	14	14.0	
HOUSTON BAPTIST	11/16/16	*	16	4-6	.667	1-1	1.000	2-2	1.000	3	1	4	3.5	1	1	1	0	3	11	12.5	
at Mississippi State	11/20/16	*	28	7-14	.500	0-4	.000	4-4	1.000	2	2	4	3.7	3	2	1	0	1	18	14.3	
NORTHWESTERN STATE	11/23/16	*	17	5-7	.714	0-1	.000	1-1	1.000	1	4	5	4.0	2	3	0	0	4	11	13.5	
SOUTH CAROLINA	12/01/16	*	33	5-14	.357	2-4	.500	2-2	1.000	0	1	1	3.4	4	4	1	1	1	14	13.6	
vs UConn	12/04/16	*	6	1-4	.250	0-0	.000	2-2	1.000	0	2	2	3.2	1	0	2	0	2	4	12.0	
TENNESSEE	12/11/16		dnp	-	-	-	-	-	-	-	-	-	-	-	-	-	-	-	-	-	
UT RIO GRANDE VALLEY	12/15/16		dnp	-	-	-	-	-	-	-	-	-	-	-	-	-	-	-	-	-	
UT SAN ANTONIO	12/17/16	*	24	4-13	.308	0-1	.000	2-2	1.000	2	4	6	3.6	1	3	4	2	1	10	11.7	
NEW ORLEANS	12/20/16	*	19	5-8	.625	2-4	.500	3-4	.750	1	4	5	3.8	1	2	0	0	1	15	12.1	
TEXAS TECH	12/29/16	*	34	4-11	.364	0-3	.000	1-1	1.000	6	2	8	4.2	2	1	1	1	3	9	11.8	
at Iowa State	01/01/17	*	31	10-17	.588	3-5	.600	2-2	1.000	0	2	2	4.0	4	1	2	0	0	25	13.1	
at Kansas	01/04/17	*	21	4-5	.800	1-2	.500	3-4	.750	2	3	5	4.1	3	0	1	0	1	12	13.0	
TCU	01/07/17	*	25	6-14	.429	1-3	.333	1-3	.333	2	3	5	4.2	2	1	1	0	4	14	13.1	
OKLAHOMA STATE	01/10/17	*	30	2-6	.333	0-2	.000	1-2	.500	2	6	8	4.5	2	3	1	1	1	5	12.5	
at West Virginia	01/14/17	*	24	6-7	.857	0-0	.000	3-3	1.000	1	1	2	4.3	3	1	2	0	3	15	12.6	
OKLAHOMA	01/17/17	*	29	9-13	.692	0-1	.000	1-2	.500	2	2	4	4.3	5	2	2	0	3	19	13.1	
at Texas Tech	01/21/17	*	26	5-10	.500	1-4	.250	2-2	1.000	4	0	4	4.3	3	3	1	0	1	13	13.1	
at TCU	01/25/17	*	28	7-16	.438	3-6	.500	0-0	.000	3	1	4	4.2	3	2	2	0	3	17	13.3	
WEST VIRGINIA	01/29/17	*	31	2-8	.250	0-0	.000	3-4	.750	2	2	4	4.2	3	5	2	1	1	7	12.9	
at Oklahoma State	02/01/17	*	23	11-13	.846	3-3	1.000	1-1	1.000	2	1	3	4.2	3	0	1	0	2	26	13.6	
KANSAS STATE	02/04/17	*	34	2-6	.333	1-2	.500	0-0	.000	0	1	1	4.0	3	2	2	0	2	5	13.2	
at Baylor	02/06/17	*	35	8-12	.667	1-3	.333	3-5	.600	2	1	3	4.0	3	1	1	0	1	20	13.5	
KANSAS	02/11/17	*	23	3-8	.375	0-1	.000	2-2	1.000	4	1	5	4.0	1	2	0	1	1	8	13.3	
at Florida State	02/13/17	*	38	8-16	.500	0-3	.000	5-6	.833	3	4	7	4.1	3	2	4	0	2	21	13.6	
at Oklahoma	02/18/17	*	24	3-9	.333	2-3	.667	3-4	.750	1	0	1	4.0	4	1	1	0	1	11	13.5	
BAYLOR	02/20/17	*	30	4-17	.235	1-4	.250	5-5	1.000	2	3	5	4.0	1	0	0	0	3	14	13.5	
IOWA STATE	02/24/17	*	28	4-9	.444	0-0	.000	1-1	1.000	5	1	6	4.1	5	1	0	1	4	9	13.3	
at Kansas State	02/27/17	*	29	4-12	.333	0-0	.000	2-2	1.000	3	3	6	4.2	4	0	3	0	3	10	13.2	
vs Oklahoma State	03/04/17	*	28	3-13	.231	1-3	.333	1-2	.500	3	3	6	4.3	3	0	0	0	3	8	13.0	
vs West Virginia	03/05/17	*	32	3-10	.300	2-3	.667	4-4	1.000	2	1	3	4.2	3	1	1	0	2	12	13.0	
CENTRAL ARKANSAS	03/17/17	*	18	2-7	.286	1-2	.500	1-2	.500	2	3	5	4.2	4	2	1	2	2	6	12.8	
NC STATE	03/19/17	*	24	2-6	.333	0-1	.000	4-4	1.000	1	1	2	4.2	5	1	2	0	0	8	12.6	
Totals			31	819	148-324	.457	27-73	.370	68-84	.810	64	65	129	4.2	90	49	43	10	63	391	12.6

Games played: 31
Minutes/game: 26.4
Points/game: 12.6
FG Pct: 45.7
3FG Pct: 37.0
FT Pct: 81.0

Rebounds/game: 4.2
Assists/game: 1.6
Turnovers/game: 1.4
Assist/turnover ratio: 1.1
Steals/game: 2.0
Blocks/game: 0.3

2016-17 Texas Women's Basketball
Texas Individual Game-by-Game (as of Mar 20, 2017)
All games

#24 Holmes, Joyner

Opponent	Date	gs	min	Total		3-Pointers		Free throws		Rebounds				pf	a	t/o	blk	stl	pts	avg	
				fg-fga	pct	3fg-fga	pct	ft-fa	pct	off	def	tot	avg								
at Stanford	11/14/16		17	1-4	.250	0-0	.000	1-2	.500	1	2	3	3.0	4	1	0	1	1	3	3.0	
HOUSTON BAPTIST	11/16/16	*	22	8-17	.471	1-2	.500	5-8	.625	5	4	9	6.0	2	1	0	3	0	22	12.5	
at Mississippi State	11/20/16	*	31	4-14	.286	0-1	.000	1-2	.500	3	5	8	6.7	5	3	4	0	1	9	11.3	
NORTHWESTERN STATE	11/23/16	*	19	5-7	.714	0-0	.000	2-2	1.000	1	3	4	6.0	1	2	3	0	0	12	11.5	
SOUTH CAROLINA	12/01/16	*	25	5-11	.455	0-1	.000	1-4	.250	2	2	4	5.6	4	1	3	0	0	11	11.4	
vs UConn	12/04/16	*	32	3-10	.300	0-1	.000	0-0	.000	1	1	2	5.0	2	3	6	0	2	6	10.5	
TENNESSEE	12/11/16		22	4-8	.500	0-1	.000	4-5	.800	1	7	8	5.4	3	2	4	0	0	12	10.7	
UT RIO GRANDE VALLEY	12/15/16	*	29	7-14	.500	0-1	.000	2-3	.667	3	10	13	6.4	1	4	6	3	1	16	11.4	
UT SAN ANTONIO	12/17/16	*	19	4-7	.571	0-0	.000	0-0	.000	1	3	4	6.1	4	2	1	2	0	8	11.0	
NEW ORLEANS	12/20/16	*	25	2-6	.333	0-1	.000	2-4	.500	1	9	10	6.5	2	3	3	1	2	6	10.5	
TEXAS TECH	12/29/16	*	28	5-8	.625	0-0	.000	0-3	.000	2	8	10	6.8	2	2	2	1	1	10	10.5	
at Iowa State	01/01/17	*	28	2-10	.200	0-0	.000	3-4	.750	2	3	5	6.7	3	0	3	2	1	7	10.2	
at Kansas	01/04/17	*	22	6-18	.333	0-0	.000	1-1	1.000	4	5	9	6.8	4	2	4	3	1	13	10.4	
TCU	01/07/17	*	24	9-16	.563	0-0	.000	0-0	.000	5	3	8	6.9	0	1	2	0	2	18	10.9	
OKLAHOMA STATE	01/10/17	*	23	3-13	.231	0-0	.000	3-3	1.000	2	7	9	7.1	2	2	3	3	1	9	10.8	
at West Virginia	01/14/17	*	29	7-12	.583	0-0	.000	1-1	1.000	2	2	4	6.9	3	1	3	0	1	15	11.1	
OKLAHOMA	01/17/17	*	34	8-14	.571	0-0	.000	4-5	.800	4	6	10	7.1	1	3	3	2	0	20	11.6	
at Texas Tech	01/21/17	*	24	5-12	.417	0-0	.000	3-5	.600	4	11	15	7.5	2	1	0	1	0	13	11.7	
at TCU	01/25/17	*	31	6-12	.500	0-0	.000	3-5	.600	5	9	14	7.8	3	0	2	2	0	15	11.8	
WEST VIRGINIA	01/29/17	*	19	4-11	.364	0-0	.000	2-2	1.000	3	4	7	7.8	3	1	3	0	0	10	11.8	
at Oklahoma State	02/01/17	*	18	4-7	.571	0-0	.000	4-4	1.000	3	2	5	7.7	2	1	2	1	0	12	11.8	
KANSAS STATE	02/04/17	*	34	9-16	.563	0-0	.000	3-5	.600	4	5	9	7.7	4	2	4	2	3	21	12.2	
at Baylor	02/06/17	*	35	6-12	.500	0-0	.000	6-7	.857	0	10	10	7.8	3	2	1	2	2	18	12.4	
KANSAS	02/11/17	*	23	6-10	.600	0-0	.000	3-5	.600	6	7	13	8.0	2	3	3	0	0	15	12.5	
at Florida State	02/13/17	*	39	6-16	.375	0-1	.000	2-3	.667	6	8	14	8.3	5	1	5	3	0	14	12.6	
at Oklahoma	02/18/17	*	32	3-7	.429	0-0	.000	2-2	1.000	4	4	8	8.3	5	4	4	0	2	8	12.4	
BAYLOR	02/20/17	*	36	3-14	.214	0-0	.000	1-1	1.000	5	7	12	8.4	5	1	3	1	1	7	12.2	
IOWA STATE	02/24/17	*	24	5-12	.417	0-0	.000	0-0	.000	1	5	6	8.3	3	1	1	0	0	10	12.1	
at Kansas State	02/27/17	*	34	6-14	.429	0-0	.000	5-5	1.000	3	4	7	8.3	3	3	1	1	1	17	12.3	
vs Oklahoma State	03/04/17	*	26	1-7	.143	0-0	.000	0-2	.000	2	5	7	8.2	2	2	2	0	0	2	12.0	
vs West Virginia	03/05/17	*	22	4-10	.400	0-1	.000	1-3	.333	3	3	6	8.2	4	1	2	1	1	9	11.9	
CENTRAL ARKANSAS	03/17/17	*	19	6-13	.462	0-0	.000	0-2	.000	3	6	9	8.2	1	4	2	2	1	12	11.9	
NC STATE	03/19/17	*	27	6-10	.600	1-1	1.000	3-3	1.000	5	4	9	8.2	3	2	5	0	1	16	12.0	
Totals			31	872	163-372	.438	2-11	.182	68-101	.673	97	174	271	8.2	93	62	90	37	26	396	12.0

Games played: 33
Minutes/game: 26.4
Points/game: 12.0
FG Pct: 43.8
3FG Pct: 18.2
FT Pct: 67.3

Rebounds/game: 8.2
Assists/game: 1.9
Turnovers/game: 2.7
Assist/turnover ratio: 0.7
Steals/game: 0.8
Blocks/game: 1.1

2016-17 Texas Women's Basketball
Texas Individual Game-by-Game (as of Mar 20, 2017)
All games

#30 Caron-Goudreau, K.

Opponent	Date	gs	min	Total		3-Pointers		Free throws		Rebounds				pf	a	t/o	blk	stl	pts	avg
				fg-fga	pct	3fg-fga	pct	ft-fa	pct	off	def	tot	avg							
at Stanford	11/14/16	dnp		-	-	-	-	-	-	-	-	-	-	-	-	-	-	-	-	-
HOUSTON BAPTIST	11/16/16	dnp		-	-	-	-	-	-	-	-	-	-	-	-	-	-	-	-	-
at Mississippi State	11/20/16	dnp		-	-	-	-	-	-	-	-	-	-	-	-	-	-	-	-	-
NORTHWESTERN STATE	11/23/16	6	6	0-1	.000	0-0	.000	0-0	.000	1	0	1	1.0	3	0	1	1	1	0	0.0
SOUTH CAROLINA	12/01/16	dnp		-	-	-	-	-	-	-	-	-	-	-	-	-	-	-	-	-
vs UConn	12/04/16	8	8	0-1	.000	0-1	.000	0-0	.000	0	0	0	0.5	0	0	2	0	0	0	0.0
TENNESSEE	12/11/16	dnp		-	-	-	-	-	-	-	-	-	-	-	-	-	-	-	-	-
UT RIO GRANDE VALLEY	12/15/16	7	7	0-2	.000	0-1	.000	0-0	.000	0	1	1	0.7	3	0	0	0	0	0	0.0
UT SAN ANTONIO	12/17/16	17	17	3-7	.429	1-2	.500	0-2	.000	1	3	4	1.5	2	1	2	4	1	7	1.8
NEW ORLEANS	12/20/16	19	19	0-0	.000	0-0	.000	1-2	.500	1	3	4	2.0	1	0	2	1	0	1	1.6
TEXAS TECH	12/29/16	5	5	0-0	.000	0-0	.000	0-0	.000	1	0	1	1.8	0	0	0	0	0	0	1.3
at Iowa State	01/01/17	dnp		-	-	-	-	-	-	-	-	-	-	-	-	-	-	-	-	-
at Kansas	01/04/17	8	8	0-0	.000	0-0	.000	0-0	.000	1	0	1	1.7	0	0	0	0	0	0	1.1
TCU	01/07/17	16	16	2-3	.667	0-1	.000	0-0	.000	0	2	2	1.8	5	1	2	2	0	4	1.5
OKLAHOMA STATE	01/10/17	17	17	3-5	.600	1-1	1.000	0-0	.000	1	1	2	1.8	1	0	1	1	0	7	2.1
at West Virginia	01/14/17	5	5	0-1	.000	0-1	.000	0-0	.000	0	0	0	1.6	0	0	0	0	1	0	1.9
OKLAHOMA	01/17/17	7	7	0-0	.000	0-0	.000	0-0	.000	0	0	0	1.5	1	0	1	0	0	0	1.7
at Texas Tech	01/21/17	11	11	2-4	.500	0-0	.000	2-2	1.000	2	1	3	1.6	1	0	1	0	0	6	2.1
at TCU	01/25/17	16	16	2-3	.667	0-0	.000	1-2	.500	4	1	5	1.8	3	2	0	1	0	5	2.3
WEST VIRGINIA	01/29/17	11	11	0-1	.000	0-0	.000	2-2	1.000	0	0	0	1.7	1	0	0	0	0	2	2.3
at Oklahoma State	02/01/17	5	5	1-1	1.000	0-0	.000	0-0	.000	1	1	2	1.7	2	0	1	0	0	2	2.3
KANSAS STATE	02/04/17	dnp		-	-	-	-	-	-	-	-	-	-	-	-	-	-	-	-	-
at Baylor	02/06/17	dnp		-	-	-	-	-	-	-	-	-	-	-	-	-	-	-	-	-
KANSAS	02/11/17	dnp		-	-	-	-	-	-	-	-	-	-	-	-	-	-	-	-	-
at Florida State	02/13/17	dnp		-	-	-	-	-	-	-	-	-	-	-	-	-	-	-	-	-
at Oklahoma	02/18/17	dnp		-	-	-	-	-	-	-	-	-	-	-	-	-	-	-	-	-
BAYLOR	02/20/17	dnp		-	-	-	-	-	-	-	-	-	-	-	-	-	-	-	-	-
IOWA STATE	02/24/17	dnp		-	-	-	-	-	-	-	-	-	-	-	-	-	-	-	-	-
at Kansas State	02/27/17	dnp		-	-	-	-	-	-	-	-	-	-	-	-	-	-	-	-	-
vs Oklahoma State	03/04/17	dnp		-	-	-	-	-	-	-	-	-	-	-	-	-	-	-	-	-
vs West Virginia	03/05/17	dnp		-	-	-	-	-	-	-	-	-	-	-	-	-	-	-	-	-
CENTRAL ARKANSAS	03/17/17	dnp		-	-	-	-	-	-	-	-	-	-	-	-	-	-	-	-	-
NC STATE	03/19/17	dnp		-	-	-	-	-	-	-	-	-	-	-	-	-	-	-	-	-
Totals		0	158	13-29	.448	2-7	.286	6-10	.600	13	13	26	1.7	23	4	13	10	3	34	2.3

Games played: 15
Minutes/game: 10.5
Points/game: 2.3
FG Pct: 44.8
3FG Pct: 28.6
FT Pct: 60.0

Rebounds/game: 1.7
Assists/game: 0.3
Turnovers/game: 0.9
Assist/turnover ratio: 0.3
Steals/game: 0.2
Blocks/game: 0.7

2016-17 Texas Women's Basketball
Texas Individual Game-by-Game (as of Mar 20, 2017)
All games

#31 Caron-Goudreau, A.

Opponent	Date	gs	min	Total		3-Pointers		Free throws		Rebounds				pf	a	t/o	blk	stl	pts	avg
				fg-fga	pct	3fg-fga	pct	ft-fta	pct	off	def	tot	avg							
at Stanford	11/14/16		17	1-3	.333	0-1	.000	0-0	.000	3	0	3	3.0	2	0	2	1	0	2	2.0
HOUSTON BAPTIST	11/16/16	*	20	2-7	.286	0-1	.000	4-4	1.000	4	5	9	6.0	0	2	0	1	1	8	5.0
at Mississippi State	11/20/16	*	19	1-3	.333	1-1	1.000	0-0	.000	4	0	4	5.3	4	0	3	1	0	3	4.3
NORTHWESTERN STATE	11/23/16		15	0-3	.000	0-1	.000	0-0	.000	0	0	0	4.0	2	0	0	1	0	0	3.3
SOUTH CAROLINA	12/01/16		16	2-4	.500	1-2	.500	0-2	.000	2	3	5	4.2	5	1	2	2	0	5	3.6
vs UConn	12/04/16		10	0-2	.000	0-1	.000	0-0	.000	2	1	3	4.0	2	1	0	0	0	0	3.0
TENNESSEE	12/11/16	*	5	1-1	1.000	0-0	.000	0-0	.000	1	0	1	3.6	2	0	1	0	0	2	2.9
UT RIO GRANDE VALLEY	12/15/16	dnp		-	-	-	-	-	-	-	-	-	-	-	-	-	-	-	-	-
UT SAN ANTONIO	12/17/16	dnp		-	-	-	-	-	-	-	-	-	-	-	-	-	-	-	-	-
NEW ORLEANS	12/20/16	dnp		-	-	-	-	-	-	-	-	-	-	-	-	-	-	-	-	-
TEXAS TECH	12/29/16	dnp		-	-	-	-	-	-	-	-	-	-	-	-	-	-	-	-	-
at Iowa State	01/01/17	dnp		-	-	-	-	-	-	-	-	-	-	-	-	-	-	-	-	-
at Kansas	01/04/17	dnp		-	-	-	-	-	-	-	-	-	-	-	-	-	-	-	-	-
TCU	01/07/17	dnp		-	-	-	-	-	-	-	-	-	-	-	-	-	-	-	-	-
OKLAHOMA STATE	01/10/17		9	0-3	.000	0-1	.000	0-0	.000	1	2	3	3.5	1	0	0	0	0	0	2.5
at West Virginia	01/14/17		14	1-4	.250	0-2	.000	0-0	.000	2	1	3	3.4	2	0	2	0	0	2	2.4
OKLAHOMA	01/17/17		12	1-3	.333	0-0	.000	1-2	.500	4	0	4	3.5	1	0	2	1	0	3	2.5
at Texas Tech	01/21/17		12	2-2	1.000	0-0	.000	0-0	.000	0	1	1	3.3	0	1	0	0	0	4	2.6
at TCU	01/25/17		3	0-0	.000	0-0	.000	0-2	.000	1	0	1	3.1	1	0	0	0	0	0	2.4
WEST VIRGINIA	01/29/17		16	1-1	1.000	1-1	1.000	1-1	1.000	1	4	5	3.2	1	0	1	1	0	4	2.5
at Oklahoma State	02/01/17		11	0-0	.000	0-0	.000	0-0	.000	0	0	0	3.0	3	0	1	1	0	0	2.4
KANSAS STATE	02/04/17		11	2-5	.400	0-0	.000	1-2	.500	2	0	2	2.9	2	1	0	0	2	5	2.5
at Baylor	02/06/17		11	0-2	.000	0-0	.000	0-0	.000	1	0	1	2.8	0	0	1	1	0	0	2.4
KANSAS	02/11/17		12	2-3	.667	0-0	.000	0-0	.000	2	4	6	3.0	2	1	1	5	1	4	2.5
at Florida State	02/13/17		25	2-3	.667	0-0	.000	1-2	.500	1	3	4	3.1	5	1	1	3	0	5	2.6
at Oklahoma	02/18/17		11	2-3	.667	0-0	.000	2-2	1.000	3	1	4	3.1	2	0	1	0	0	6	2.8
BAYLOR	02/20/17		8	2-2	1.000	0-0	.000	0-0	.000	0	0	0	3.0	5	0	0	0	0	4	2.9
IOWA STATE	02/24/17		9	1-3	.333	0-0	.000	2-2	1.000	5	1	6	3.1	1	0	2	1	0	4	2.9
at Kansas State	02/27/17		13	0-1	.000	0-0	.000	0-0	.000	0	1	1	3.0	5	1	0	0	0	0	2.8
vs Oklahoma State	03/04/17		17	1-4	.250	0-0	.000	0-0	.000	3	4	7	3.2	1	0	1	0	2	2	2.7
vs West Virginia	03/05/17		17	1-3	.333	0-0	.000	0-0	.000	2	3	5	3.3	1	1	0	2	0	2	2.7
CENTRAL ARKANSAS	03/17/17		19	2-4	.500	0-0	.000	0-0	.000	2	1	3	3.2	3	0	3	1	0	4	2.8
NC STATE	03/19/17		24	1-3	.333	0-0	.000	1-2	.500	2	3	5	3.3	4	2	2	0	0	3	2.8
Totals		3	356	28-72	.389	3-11	.273	13-21	.619	48	38	86	3.3	57	12	26	22	6	72	2.8

Games played: 26
Minutes/game: 13.7
Points/game: 2.8
FG Pct: 38.9
3FG Pct: 27.3
FT Pct: 61.9

Rebounds/game: 3.3
Assists/game: 0.5
Turnovers/game: 1.0
Assist/turnover ratio: 0.5
Steals/game: 0.2
Blocks/game: 0.8

2016-17 Texas Women's Basketball
Texas Individual Game-by-Game (as of Mar 20, 2017)
All games

#40 Lang, Kelsey

Opponent	Date	gs	min	Total		3-Pointers		Free throws		Rebounds				pf	a	t/o	blk	stl	pts	avg	
				fg-fga	pct	3fg-fga	pct	ft-fa	pct	off	def	tot	avg								
at Stanford	11/14/16	*	23	3-8	.375	0-0	.000	0-1	.000	1	2	3	3.0	4	1	2	0	1	6	6.0	
HOUSTON BAPTIST	11/16/16		14	1-5	.200	0-0	.000	0-0	.000	2	2	4	3.5	3	1	0	2	0	2	4.0	
at Mississippi State	11/20/16		20	2-2	1.000	0-0	.000	2-2	1.000	3	5	8	5.0	2	2	1	0	1	6	4.7	
NORTHWESTERN STATE	11/23/16	*	21	5-7	.714	0-0	.000	2-3	.667	1	2	3	4.5	0	2	0	1	1	12	6.5	
SOUTH CAROLINA	12/01/16	*	27	7-10	.700	0-0	.000	1-2	.500	5	7	12	6.0	4	1	4	6	0	15	8.2	
vs UConn	12/04/16	*	36	6-9	.667	0-0	.000	0-0	.000	5	5	10	6.7	3	1	7	2	0	12	8.8	
TENNESSEE	12/11/16	*	40	5-9	.556	0-0	.000	2-2	1.000	3	5	8	6.9	1	2	0	6	1	12	9.3	
UT RIO GRANDE VALLEY	12/15/16	*	26	5-10	.500	0-0	.000	0-2	.000	2	8	10	7.3	1	1	0	1	0	10	9.4	
UT SAN ANTONIO	12/17/16	*	21	5-8	.625	0-0	.000	1-2	.500	6	7	13	7.9	2	4	1	1	0	11	9.6	
NEW ORLEANS	12/20/16	*	29	11-11	1.000	0-0	.000	1-1	1.000	5	5	10	8.1	3	0	1	2	0	23	10.9	
TEXAS TECH	12/29/16	*	31	4-13	.308	0-1	.000	0-0	.000	6	7	13	8.5	3	2	1	1	0	8	10.6	
at Iowa State	01/01/17	*	36	4-7	.571	0-0	.000	3-6	.500	4	8	12	8.8	3	1	0	5	0	11	10.7	
at Kansas	01/04/17	*	30	3-7	.429	0-0	.000	0-0	.000	1	8	9	8.8	3	2	3	2	2	6	10.3	
TCU	01/07/17	*	28	1-4	.250	0-0	.000	4-6	.667	6	8	14	9.2	4	0	2	3	0	6	10.0	
OKLAHOMA STATE	01/10/17	*	25	2-12	.167	0-0	.000	0-0	.000	2	6	8	9.1	3	2	2	1	0	4	9.6	
at West Virginia	01/14/17	*	29	5-7	.714	0-0	.000	0-0	.000	4	4	8	9.1	4	1	0	2	1	10	9.6	
OKLAHOMA	01/17/17	*	26	5-9	.556	0-0	.000	1-2	.500	1	2	3	8.7	3	1	1	0	0	11	9.7	
at Texas Tech	01/21/17	*	20	3-8	.375	0-0	.000	2-2	1.000	1	4	5	8.5	3	1	0	0	1	8	9.6	
at TCU	01/25/17	*	25	4-7	.571	0-0	.000	0-0	.000	1	2	3	8.2	3	0	3	5	0	8	9.5	
WEST VIRGINIA	01/29/17	*	26	6-9	.667	0-0	.000	1-1	1.000	3	5	8	8.2	4	0	3	2	0	13	9.7	
at Oklahoma State	02/01/17	*	34	10-14	.714	0-0	.000	1-1	1.000	2	10	12	8.4	3	0	1	2	0	21	10.2	
KANSAS STATE	02/04/17	*	35	4-9	.444	0-0	.000	2-2	1.000	3	6	9	8.4	2	1	2	5	1	10	10.2	
at Baylor	02/06/17	*	33	0-5	.000	0-0	.000	1-2	.500	3	6	9	8.4	4	2	2	3	0	1	9.8	
KANSAS	02/11/17	*	23	5-7	.714	0-0	.000	0-0	.000	2	4	6	8.3	2	1	1	3	0	10	9.8	
at Florida State	02/13/17	*	27	4-7	.571	0-0	.000	0-0	.000	2	3	5	8.2	5	2	1	0	0	8	9.8	
at Oklahoma	02/18/17	*	32	6-14	.429	0-0	.000	1-2	.500	6	2	8	8.2	3	2	3	2	0	13	9.9	
BAYLOR	02/20/17	*	16	2-2	1.000	0-0	.000	1-2	.500	1	2	3	8.0	2	0	0	1	0	5	9.7	
IOWA STATE	02/24/17	*	34	3-6	.500	0-0	.000	0-0	.000	3	4	7	8.0	2	2	1	1	0	6	9.6	
at Kansas State	02/27/17	*	21	2-6	.333	0-0	.000	0-0	.000	1	4	5	7.9	5	1	1	3	1	4	9.4	
vs Oklahoma State	03/04/17	*	19	5-5	1.000	0-0	.000	0-0	.000	0	0	0	7.6	4	1	0	2	0	10	9.4	
vs West Virginia	03/05/17	*	35	1-6	.167	0-0	.000	5-6	.833	2	6	8	7.6	1	0	2	3	1	7	9.3	
CENTRAL ARKANSAS	03/17/17	*	19	5-8	.625	0-0	.000	0-0	.000	2	3	5	7.5	1	1	0	2	0	10	9.3	
NC STATE	03/19/17	*	21	3-6	.500	0-0	.000	0-0	.000	3	4	7	7.5	4	1	0	6	0	6	9.2	
Totals			31	882	137-257	.533	0-1	.000	31-47	.660	92	156	248	7.5	94	39	45	75	11	305	9.2

Games played: 33
Minutes/game: 26.7
Points/game: 9.2
FG Pct: 53.3
3FG Pct: 0.0
FT Pct: 66.0

Rebounds/game: 7.5
Assists/game: 1.2
Turnovers/game: 1.4
Assist/turnover ratio: 0.9
Steals/game: 0.3
Blocks/game: 2.3

2016-17 Texas Women's Basketball
Texas Team High/Low Analysis (as of Mar 20, 2017)
All games

Texas - TEAM GAME HIGHS

POINTS	98	HOUSTON BAPTIST (11/16/16)
	92	at Florida State (02/13/17)
	86	OKLAHOMA (01/17/17)
	86	NORTHWESTERN STATE (11/23/16)
	85	at Baylor (02/06/17)
	85	at Oklahoma State (02/01/17)
	85	UT RIO GRANDE VALLEY (12/15/16)
FIELD GOALS MADE	37	at Florida State (02/13/17)
	36	at Oklahoma State (02/01/17)
	36	NORTHWESTERN STATE (11/23/16)
FIELD GOAL ATTEMPTS	76	UT SAN ANTONIO (12/17/16)
	76	HOUSTON BAPTIST (11/16/16)
FIELD GOAL PERCENTAGE	.571 (36-63)	at Oklahoma State (02/01/17)
	.571 (36-63)	NORTHWESTERN STATE (11/23/16)
3 PT FIELD GOALS MADE	8	HOUSTON BAPTIST (11/16/16)
	7	at Oklahoma State (02/01/17)
3 PT FG ATTEMPTS	20	at TCU (01/25/17)
	16	BAYLOR (02/20/17)
	16	NEW ORLEANS (12/20/16)
3 PT FG PERCENTAGE	.667 (4-6)	WEST VIRGINIA (01/29/17)
	.583 (7-12)	at Oklahoma State (02/01/17)
FREE THROWS MADE	20	HOUSTON BAPTIST (11/16/16)
	19	NC STATE (03/19/17)
FREE THROW ATTEMPTS	29	HOUSTON BAPTIST (11/16/16)
	28	UT RIO GRANDE VALLEY (12/15/16)
FREE THROW PERCENTAGE	.857 (12-14)	at Kansas State (02/27/17)
	.826 (19-23)	NC STATE (03/19/17)
REBOUNDS	61	at Kansas (01/04/17)
	59	KANSAS (02/11/17)
ASSISTS	22	NEW ORLEANS (12/20/16)
	22	NORTHWESTERN STATE (11/23/16)
STEALS	15	NEW ORLEANS (12/20/16)
	12	TCU (01/07/17)
BLOCKED SHOTS	13	KANSAS (02/11/17)
	11	CENTRAL ARKANSAS (03/17/17)
TURNOVERS	31	at Kansas (01/04/17)
	26	vs UConn (12/04/16)
FOULS	29	SOUTH CAROLINA (12/01/16)
	28	at Mississippi State (11/20/16)

2016-17 Texas Women's Basketball
Texas High/Low Analysis (as of Mar 20, 2017)
All games

Opponent - GAME HIGHS

POINTS	88	at Florida State (02/13/17)
	80	NC STATE (03/19/17)
	79	at Baylor (02/06/17)
	79	at Mississippi State (11/20/16)
	76	SOUTH CAROLINA (12/01/16)
FIELD GOALS MADE	29	at Florida State (02/13/17)
	29	at Baylor (02/06/17)
FIELD GOAL ATTEMPTS	86	at Florida State (02/13/17)
	72	at Kansas (01/04/17)
	72	UT RIO GRANDE VALLEY (12/15/16)
FIELD GOAL PERCENTAGE	.549 (28-51)	at Stanford (11/14/16)
	.491 (27-55)	at Oklahoma (02/18/17)
3 PT FIELD GOALS MADE	10	UT RIO GRANDE VALLEY (12/15/16)
	9	vs West Virginia (03/05/17)
	9	KANSAS (02/11/17)
3 PT FG ATTEMPTS	31	UT RIO GRANDE VALLEY (12/15/16)
	26	NORTHWESTERN STATE (11/23/16)
3 PT FG PERCENTAGE	.667 (8-12)	at Baylor (02/06/17)
	.556 (5-9)	at Oklahoma State (02/01/17)
FREE THROWS MADE	30	SOUTH CAROLINA (12/01/16)
	26	NC STATE (03/19/17)
FREE THROW ATTEMPTS	40	SOUTH CAROLINA (12/01/16)
	33	BAYLOR (02/20/17)
FREE THROW PERCENTAGE	.947 (18-19)	OKLAHOMA (01/17/17)
	.917 (11-12)	vs West Virginia (03/05/17)
REBOUNDS	46	OKLAHOMA STATE (01/10/17)
	45	at Florida State (02/13/17)
ASSISTS	21	at Baylor (02/06/17)
	20	vs UConn (12/04/16)
STEALS	13	at Kansas (01/04/17)
	13	at Mississippi State (11/20/16)
BLOCKED SHOTS	8	at Baylor (02/06/17)
	7	at Kansas (01/04/17)
	7	TENNESSEE (12/11/16)
	7	at Stanford (11/14/16)
TURNOVERS	25	NEW ORLEANS (12/20/16)
	25	HOUSTON BAPTIST (11/16/16)
FOULS	27	NC STATE (03/19/17)
	24	OKLAHOMA STATE (01/10/17)
	24	HOUSTON BAPTIST (11/16/16)

2016-17 Texas Women's Basketball
Texas High/Low Analysis (as of Mar 20, 2017)
All games

Texas - GAME LOWS

POINTS	54	vs UConn (12/04/16)
	59	at Stanford (11/14/16)
	59	vs West Virginia (03/05/17)
	63	KANSAS STATE (02/04/17)
	66	at Kansas (01/04/17)
	66	OKLAHOMA STATE (01/10/17)
	66	IOWA STATE (02/24/17)
FIELD GOALS MADE	19	vs West Virginia (03/05/17)
	21	OKLAHOMA STATE (01/10/17)
FIELD GOAL ATTEMPTS	51	vs UConn (12/04/16)
	55	WEST VIRGINIA (01/29/17)
FIELD GOAL PERCENTAGE	.328 (21-64)	OKLAHOMA STATE (01/10/17)
	.339 (19-56)	vs West Virginia (03/05/17)
3 PT FIELD GOALS MADE	0	at West Virginia (01/14/17)
	1	KANSAS (02/11/17)
	1	at Kansas State (02/27/17)
3 PT FG ATTEMPTS	6	WEST VIRGINIA (01/29/17)
	6	KANSAS STATE (02/04/17)
	6	KANSAS (02/11/17)
3 PT FG PERCENTAGE	.000 (0-10)	at West Virginia (01/14/17)
	.125 (1-8)	at Kansas State (02/27/17)
FREE THROWS MADE	3	TEXAS TECH (12/29/16)
	5	vs UConn (12/04/16)
	5	at TCU (01/25/17)
FREE THROW ATTEMPTS	7	vs UConn (12/04/16)
	8	TEXAS TECH (12/29/16)
	8	at Oklahoma State (02/01/17)
FREE THROW PERCENTAGE	.375 (3-8)	TEXAS TECH (12/29/16)
	.429 (6-14)	at Stanford (11/14/16)
REBOUNDS	28	at West Virginia (01/14/17)
	31	vs UConn (12/04/16)
ASSISTS	6	vs West Virginia (03/05/17)
	8	vs UConn (12/04/16)
	8	TEXAS TECH (12/29/16)
STEALS	3	NC STATE (03/19/17)
	4	CENTRAL ARKANSAS (03/17/17)
BLOCKED SHOTS	1	at Texas Tech (01/21/17)
	2	at Stanford (11/14/16)
	2	vs UConn (12/04/16)
	2	at West Virginia (01/14/17)
	2	BAYLOR (02/20/17)
TURNOVERS	9	NORTHWESTERN STATE (11/23/16)
	9	at Texas Tech (01/21/17)
	9	KANSAS (02/11/17)
FOULS	11	TEXAS TECH (12/29/16)
	13	NORTHWESTERN STATE (11/23/16)

2016-17 Texas Women's Basketball
Texas High/Low Analysis (as of Mar 20, 2017)
All games

Opponent - GAME LOWS

POINTS	35	OKLAHOMA STATE (01/10/17)
	39	NORTHWESTERN STATE (11/23/16)
	42	KANSAS (02/11/17)
	43	UT SAN ANTONIO (12/17/16)
	46	HOUSTON BAPTIST (11/16/16)
FIELD GOALS MADE	11	OKLAHOMA STATE (01/10/17)
	13	NORTHWESTERN STATE (11/23/16)
	13	KANSAS (02/11/17)
FIELD GOAL ATTEMPTS	46	NORTHWESTERN STATE (11/23/16)
	46	WEST VIRGINIA (01/29/17)
FIELD GOAL PERCENTAGE	.186 (11-59)	OKLAHOMA STATE (01/10/17)
	.213 (13-61)	KANSAS (02/11/17)
3 PT FIELD GOALS MADE	0	BAYLOR (02/20/17)
	1	UT SAN ANTONIO (12/17/16)
	1	OKLAHOMA STATE (01/10/17)
3 PT FG ATTEMPTS	1	BAYLOR (02/20/17)
	7	WEST VIRGINIA (01/29/17)
3 PT FG PERCENTAGE	.000 (0-1)	BAYLOR (02/20/17)
	.071 (1-14)	UT SAN ANTONIO (12/17/16)
FREE THROWS MADE	2	TEXAS TECH (12/29/16)
	5	TENNESSEE (12/11/16)
FREE THROW ATTEMPTS	3	TEXAS TECH (12/29/16)
	8	NORTHWESTERN STATE (11/23/16)
FREE THROW PERCENTAGE	.471 (8-17)	at Texas Tech (01/21/17)
	.522 (12-23)	OKLAHOMA STATE (01/10/17)
REBOUNDS	20	NORTHWESTERN STATE (11/23/16)
	23	at Oklahoma State (02/01/17)
	23	CENTRAL ARKANSAS (03/17/17)
ASSISTS	1	UT SAN ANTONIO (12/17/16)
	4	NEW ORLEANS (12/20/16)
	4	TEXAS TECH (12/29/16)
	4	CENTRAL ARKANSAS (03/17/17)
	4	NC STATE (03/19/17)
STEALS	1	HOUSTON BAPTIST (11/16/16)
	2	TENNESSEE (12/11/16)
	2	at Baylor (02/06/17)
BLOCKED SHOTS	0	at TCU (01/25/17)
	0	at Florida State (02/13/17)
	0	CENTRAL ARKANSAS (03/17/17)
	0	NC STATE (03/19/17)
TURNOVERS	10	IOWA STATE (02/24/17)
	10	CENTRAL ARKANSAS (03/17/17)
FOULS	12	vs UConn (12/04/16)
	12	at Oklahoma State (02/01/17)
	12	IOWA STATE (02/24/17)

2016-17 Texas Women's Basketball
Texas Player High/Low Analysis (as of Mar 20, 2017)
All games

Texas - INDIVIDUAL GAME HIGHS

Points	29		McCarty, Brooke at Florida State (02/13/17)
	26		Atkins, Ariel at Oklahoma State (02/01/17)
	25		Atkins, Ariel at Iowa State (01/01/17)
	23		McCarty, Brooke vs NC State (03/19/17)
	23		Lang, Kelsey vs New Orleans (12/20/16)
Field Goals Made	11		McCarty, Brooke at Florida State (02/13/17)
	11		Atkins, Ariel at Oklahoma State (02/01/17)
	11		Lang, Kelsey vs New Orleans (12/20/16)
Field Goal Att.	20		McCarty, Brooke at Stanford (11/14/16)
	18		Holmes, Joyner at Kansas (01/04/17)
FG Pct (min 5 made)	1.000	(11-11)	Lang, Kelsey vs New Orleans (12/20/16)
	1.000	(5-5)	Lang, Kelsey vs Oklahoma State (03/04/17)
3-Point FG Made	5		McCarty, Brooke at Florida State (02/13/17)
	4		McCarty, Brooke vs Baylor (02/20/17)
	4		McCarty, Brooke at Oklahoma State (02/01/17)
	4		McCarty, Brooke vs Oklahoma (01/17/17)
	4		McCarty, Brooke vs Oklahoma State (01/10/17)
	4		McCarty, Brooke vs Houston Baptist (11/16/16)
3-Point FG Att.	9		McCarty, Brooke vs Baylor (02/20/17)
	9		McCarty, Brooke at TCU (01/25/17)
3-Pt FG Pct (min 2 made)	1.000	(3-3)	Atkins, Ariel at Oklahoma State (02/01/17)
	1.000	(2-2)	Underwood, Jada vs Northwestern State (11/23/16)
Free Throws Made	6		McCarty, Brooke vs NC State (03/19/17)
	6		Holmes, Joyner at Baylor (02/06/17)
Free Throw Att.	8		Holmes, Joyner vs Houston Baptist (11/16/16)
	7		McCarty, Brooke vs NC State (03/19/17)
	7		Holmes, Joyner at Baylor (02/06/17)
	7		Underwood, Jada vs Houston Baptist (11/16/16)
FT Pct (min 3 made)	1.000	(5-5)	Holmes, Joyner at Kansas State (02/27/17)
	1.000	(5-5)	Atkins, Ariel vs Baylor (02/20/17)
	1.000	(4-4)	Atkins, Ariel vs NC State (03/19/17)
	1.000	(4-4)	McCarty, Brooke vs Central Arkansas (03/17/17)
	1.000	(4-4)	Atkins, Ariel vs West Virginia (03/05/17)
	1.000	(4-4)	McCarty, Brooke at Oklahoma (02/18/17)
	1.000	(4-4)	Hosey, Jordan vs Kansas (02/11/17)
	1.000	(4-4)	Holmes, Joyner at Oklahoma State (02/01/17)
	1.000	(4-4)	Sutton, Alecia vs Oklahoma State (01/10/17)
	1.000	(4-4)	McCarty, Brooke at Kansas (01/04/17)
	1.000	(4-4)	Taylor, Brianna vs UT San Antonio (12/17/16)
	1.000	(4-4)	Underwood, Jada vs UT Rio Grande Valley (12/15/16)
	1.000	(4-4)	McCarty, Brooke vs UT Rio Grande Valley (12/15/16)
	1.000	(4-4)	Atkins, Ariel at Mississippi State (11/20/16)
	1.000	(4-4)	Caron-Goudreau, A. vs Houston Baptist (11/16/16)
	1.000	(3-3)	Holmes, Joyner vs NC State (03/19/17)
	1.000	(3-3)	Taylor, Brianna vs Central Arkansas (03/17/17)
	1.000	(3-3)	McCarty, Brooke vs West Virginia (03/05/17)
	1.000	(3-3)	Atkins, Ariel at West Virginia (01/14/17)
	1.000	(3-3)	Holmes, Joyner vs Oklahoma State (01/10/17)
Rebounds	15		Holmes, Joyner at Texas Tech (01/21/17)
	14		Holmes, Joyner at Florida State (02/13/17)
	14		Holmes, Joyner at TCU (01/25/17)
	14		Lang, Kelsey vs TCU (01/07/17)
Assists	8		McCarty, Brooke at Florida State (02/13/17)

	8	McCarty, Brooke at Oklahoma State (02/01/17)
Steals	5	Higgs, Lashann vs New Orleans (12/20/16)
	4	Atkins, Ariel vs Iowa State (02/24/17)
	4	Atkins, Ariel vs TCU (01/07/17)
	4	Atkins, Ariel vs Northwestern State (11/23/16)
	4	Atkins, Ariel at Stanford (11/14/16)
Blocked Shots	6	Lang, Kelsey vs NC State (03/19/17)
	6	Lang, Kelsey vs Tennessee (12/11/16)
	6	Lang, Kelsey vs South Carolina (12/01/16)
Turnovers	7	Underwood, Jada at Kansas (01/04/17)
	7	Lang, Kelsey vs UConn (12/04/16)
Fouls	5	Atkins, Ariel vs NC State (03/19/17)
	5	Caron-Goudreau, A. at Kansas State (02/27/17)
	5	Lang, Kelsey at Kansas State (02/27/17)
	5	Atkins, Ariel vs Iowa State (02/24/17)
	5	Caron-Goudreau, A. vs Baylor (02/20/17)
	5	Holmes, Joyner vs Baylor (02/20/17)
	5	Holmes, Joyner at Oklahoma (02/18/17)
	5	Lang, Kelsey at Florida State (02/13/17)
	5	Taylor, Brianna at Florida State (02/13/17)
	5	Holmes, Joyner at Florida State (02/13/17)
	5	Caron-Goudreau, A. at Florida State (02/13/17)
	5	Atkins, Ariel vs Oklahoma (01/17/17)
	5	Caron-Goudreau, K. vs TCU (01/07/17)
	5	Sutton, Alecia at Kansas (01/04/17)
	5	Caron-Goudreau, A. vs South Carolina (12/01/16)
	5	Holmes, Joyner at Mississippi State (11/20/16)
	5	Atkins, Ariel at Stanford (11/14/16)
Minutes	50	McCarty, Brooke at Florida State (02/13/17)
	40	McCarty, Brooke at Kansas State (02/27/17)
	40	McCarty, Brooke at Oklahoma (02/18/17)
	40	Lang, Kelsey vs Tennessee (12/11/16)
	39	McCarty, Brooke vs Baylor (02/20/17)
	39	Holmes, Joyner at Florida State (02/13/17)
	39	McCarty, Brooke vs Kansas State (02/04/17)
	39	McCarty, Brooke at TCU (01/25/17)
	39	McCarty, Brooke at Iowa State (01/01/17)
	39	McCarty, Brooke vs South Carolina (12/01/16)
	39	McCarty, Brooke at Mississippi State (11/20/16)

2016-17 Texas Women's Basketball
Texas Opponent High/Low Analysis (as of Mar 20, 2017)
All games

OPPONENT INDIVIDUAL GAME HIGHS

Points	35		Brown,Kalani vs Baylor (02/20/17)
	31		Miah Spencer vs NC State (03/19/17)
	31		WILSON, A'ja vs South Carolina (12/01/16)
	29		Martin, Tynice vs West Virginia (03/05/17)
	28		McPhee, Brittany at Stanford (11/14/16)
Field Goals Made	12		WILSON, A'ja vs South Carolina (12/01/16)
	11		Miah Spencer vs NC State (03/19/17)
	11		McPhee, Brittany at Stanford (11/14/16)
Field Goal Att.	34		Thomas, Shakayla at Florida State (02/13/17)
	26		Washington, Jessica at Kansas (01/04/17)
FG Pct (min 5 made)	.833	(10-12)	Brown,Kalani vs Baylor (02/20/17)
	.733	(11-15)	McPhee, Brittany at Stanford (11/14/16)
3-Point FG Made	4		Martin, Tynice vs West Virginia (03/05/17)
	4		Johnson, Seanna vs Iowa State (02/24/17)
	4		Kopatch, Kylee vs Kansas (02/11/17)
	4		Washington, Jessica vs Kansas (02/11/17)
	4		Prince,Alexis at Baylor (02/06/17)
	4		Muldrow, Teana at West Virginia (01/14/17)
	4		Caldwell, Recee vs Texas Tech (12/29/16)
	4		Attura, Beatrice vs Northwestern State (11/23/16)
3-Point FG Att.	13		Attura, Beatrice vs Northwestern State (11/23/16)
	10		Martin, Tynice vs West Virginia (03/05/17)
	10		Washington, Jessica vs Kansas (02/11/17)
3-Pt FG Pct (min 2 made)	1.000	(3-3)	Pardee, Katrina vs West Virginia (03/05/17)
	1.000	(2-2)	Page, Kaylee at Kansas State (02/27/17)
	1.000	(2-2)	Jensen, Kaylee at Oklahoma State (02/01/17)
	1.000	(2-2)	Coleman, Mandy at Oklahoma State (02/01/17)
	1.000	(2-2)	Bright, Grayson at Texas Tech (01/21/17)
	1.000	(2-2)	McPhee, Brittany at Stanford (11/14/16)
Free Throws Made	15		Brown,Kalani vs Baylor (02/20/17)
	13		Morgan William at Mississippi State (11/20/16)
Free Throw Att.	16		Brown,Kalani vs Baylor (02/20/17)
	14		Morgan William at Mississippi State (11/20/16)
FT Pct (min 3 made)	1.000	(12-12)	Dominique Wilson vs NC State (03/19/17)
	1.000	(10-10)	Dungee, Chelsea vs Oklahoma (01/17/17)
	1.000	(8-8)	Middlebrook, Karyla at Kansas State (02/27/17)
	1.000	(7-7)	Wesemann, Kindred vs Kansas State (02/04/17)
	1.000	(7-7)	Jensen, Kaylee at Oklahoma State (02/01/17)
	1.000	(6-6)	NURSE, Kia vs UConn (12/04/16)
	1.000	(5-5)	Martin, Tynice vs West Virginia (03/05/17)
	1.000	(4-4)	Wesemann, Kindred at Kansas State (02/27/17)
	1.000	(4-4)	Carter, Gioya at Oklahoma (02/18/17)
	1.000	(4-4)	Akomolafe, Adeola at TCU (01/25/17)
	1.000	(4-4)	Thompson, Toree at TCU (01/25/17)
	1.000	(4-4)	Ray, Chania at West Virginia (01/14/17)
	1.000	(4-4)	Akomolafe, Adeola vs TCU (01/07/17)
	1.000	(4-4)	Buckley, Jadda at Iowa State (01/01/17)
	1.000	(4-4)	DAVIS, Kaela vs South Carolina (12/01/16)
	1.000	(4-4)	GRAY, Allisha vs South Carolina (12/01/16)
	1.000	(4-4)	Roshunda Johnson at Mississippi State (11/20/16)
	1.000	(3-3)	Ray, Chania vs West Virginia (03/05/17)
	1.000	(3-3)	Jones, LaTashia vs Oklahoma State (03/04/17)
	1.000	(3-3)	Ortiz, Gabbi at Oklahoma (02/18/17)

	1.000	(3-3)	Romero, Leticia at Florida State (02/13/17)
	1.000	(3-3)	Butts, Jada at TCU (01/25/17)
	1.000	(3-3)	Carleton, Bridget at Iowa State (01/01/17)
Rebounds	14		Montgomery, Lanay at West Virginia (01/14/17)
	13		Brown,Kalani vs Baylor (02/20/17)
Assists	7		Jones,Alexis at Baylor (02/06/17)
	7		Buckley, Jadda at Iowa State (01/01/17)
Steals	5		COLLIER, Napheesa vs UConn (12/04/16)
	4		Dominique Wilson vs NC State (03/19/17)
	4		Carleton, Bridget vs Iowa State (02/24/17)
	4		Ray, Chania vs West Virginia (01/29/17)
	4		Kopatich, Kylee at Kansas (01/04/17)
	4		WILLIAMS, Gabby vs UConn (12/04/16)
Blocked Shots	6		McCall, Erica at Stanford (11/14/16)
	5		Montgomery, Lanay vs West Virginia (03/05/17)
Turnovers	6		Wallace,Kristy vs Baylor (02/20/17)
	6		Willock, Eternati vs Kansas State (02/04/17)
	6		Montgomery, Lanay at West Virginia (01/14/17)
	6		Moore, Jordan vs TCU (01/07/17)
	6		Johnson, Seanna at Iowa State (01/01/17)
	6		Taylor, Sophie vs Houston Baptist (11/16/16)
	6		Johnson, Kaylee at Stanford (11/14/16)
Fouls	5		Jennifer Mathurin vs NC State (03/19/17)
	5		Akela Maize vs NC State (03/19/17)
	5		Miah Spencer vs NC State (03/19/17)
	5		Chelsea Nelson vs NC State (03/19/17)
	5		Coleman, Mandy vs Oklahoma State (03/04/17)
	5		Pierre-Louis,Vionise at Oklahoma (02/18/17)
	5		Romero, Leticia at Florida State (02/13/17)
	5		Slaughter, Ivey at Florida State (02/13/17)
	5		Willock, Eternati vs Kansas State (02/04/17)
	5		Muldrow, Teana vs West Virginia (01/29/17)
	5		Moore, Jordan at TCU (01/25/17)
	5		Ortiz, Gabbi vs Oklahoma (01/17/17)
	5		Ray, Chania at West Virginia (01/14/17)
	5		Moore, Jordan vs TCU (01/07/17)
	5		Nared, Jaime vs Tennessee (12/11/16)
	5		Jackson, Meme vs Tennessee (12/11/16)
	5		Victoria Vivians at Mississippi State (11/20/16)
	5		Calver, Lauren vs Houston Baptist (11/16/16)

Individual Career History

Aborowa, Olamide

			Total		3-Point		F-Throws		Rebounds											Scoring	
Season	gp-gs	min/avg	fg-fga	pct	fg-fga	pct	ft-fta	pct	off	def	tot	avg	pf	fo	ast	to	blk	stl	pts	avg	
2015-16	18-0	62/3.4	5-20	.250	0-0	.000	2-4	.500	4	12	16	0.9	2	0	0	4	3	0	12	0.7	
2016-17	17-0	108/6.4	11-34	.324	0-0	.000	3-8	.375	13	15	28	1.6	14	0	2	9	6	1	25	1.5	
TOTAL	35-0	170/4.9	16-54	.296	0-0	.000	5-12	.417	17	27	44	1.3	16	0	2	13	9	1	37	1.1	

Atkins, Ariel

			Total		3-Point		F-Throws		Rebounds											Scoring	
Season	gp-gs	min/avg	fg-fga	pct	fg-fga	pct	ft-fta	pct	off	def	tot	avg	pf	fo	ast	to	blk	stl	pts	avg	
2014-15	27-19	645/23.9	90-248	.363	17-59	.288	66-80	.825	37	55	92	3.4	71	1	35	60	7	34	263	9.7	
2015-16	27-14	568/21.0	111-207	.536	21-59	.356	59-72	.819	44	61	105	3.9	73	2	34	38	7	37	302	11.2	
2016-17	31-31	819/26.4	148-324	.457	27-73	.370	68-84	.810	64	65	129	4.2	90	4	49	43	10	63	391	12.6	
TOTAL	85-64	2032/23.9	349-779	.448	65-191	.340	193-236	.818	145	181	326	3.8	234	7	118	141	24	134	956	11.2	

Caron-Goudreau, A.

			Total		3-Point		F-Throws		Rebounds											Scoring	
Season	gp-gs	min/avg	fg-fga	pct	fg-fga	pct	ft-fta	pct	off	def	tot	avg	pf	fo	ast	to	blk	stl	pts	avg	
2014-15*	27-16	527/19.5	48-122	.393	3-16	.188	24-39	.615	28	84	112	4.1	72	2	21	63	28	14	123	4.6	
2016-17	26-3	356/13.7	28-72	.389	3-11	.273	13-21	.619	48	38	86	3.3	57	4	12	26	22	6	72	2.8	
TOTAL	26-3	356/13.7	28-72	.389	3-11	.273	13-21	.619	48	38	86	3.3	57	4	12	26	22	6	72	2.8	
All*	53-19	883/16.7	76-194	.392	6-27	.222	37-60	.617	76	122	198	3.7	129	6	33	89	50	20	195	3.7	

* Statistics from prior team/school

Caron-Goudreau, K.

			Total		3-Point		F-Throws		Rebounds											Scoring	
Season	gp-gs	min/avg	fg-fga	pct	fg-fga	pct	ft-fta	pct	off	def	tot	avg	pf	fo	ast	to	blk	stl	pts	avg	
2014-15*	3-0	54/18.0	6-22	.273	4-13	.308	5-8	.625	4	2	6	2.0	6	1	3	2	2	0	21	7.0	
2016-17	15-0	158/10.5	13-29	.448	2-7	.286	6-10	.600	13	13	26	1.7	23	1	4	13	10	3	34	2.3	
TOTAL	15-0	158/10.5	13-29	.448	2-7	.286	6-10	.600	13	13	26	1.7	23	1	4	13	10	3	34	2.3	
All*	18-0	212/11.8	19-51	.373	6-20	.300	11-18	.611	17	15	32	1.8	29	2	7	15	12	3	55	3.1	

* Statistics from prior team/school

Foman, Tasia

			Total		3-Point		F-Throws		Rebounds											Scoring	
Season	gp-gs	min/avg	fg-fga	pct	fg-fga	pct	ft-fta	pct	off	def	tot	avg	pf	fo	ast	to	blk	stl	pts	avg	
2014-15	25-0	160/6.4	20-59	.339	4-12	.333	18-23	.783	9	21	30	1.2	27	0	14	10	2	7	62	2.5	
2015-16	28-0	250/8.9	32-67	.478	7-23	.304	15-20	.750	8	31	39	1.4	29	0	16	19	5	11	86	3.1	
2016-17	14-1	145/10.4	17-52	.327	4-18	.222	2-3	.667	6	15	21	1.5	20	0	12	15	5	9	40	2.9	
TOTAL	67-1	555/8.3	69-178	.388	15-53	.283	35-46	.761	23	67	90	1.3	76	0	42	44	12	27	188	2.8	

Higgs, Lashann

			Total		3-Point		F-Throws		Rebounds										Scoring	
Season	gp-gs	min/avg	fg-fga	pct	fg-fga	pct	ft-fta	pct	off	def	tot	avg	pf	fo	ast	to	blk	stl	pts	avg
2015-16	34-1	450/13.2	101-244	.414	4-24	.167	38-71	.535	40	60	100	2.9	46	1	38	45	3	48	244	7.2
2016-17	33-2	577/17.5	114-235	.485	5-21	.238	33-62	.532	33	62	95	2.9	51	0	47	55	3	32	266	8.1
TOTAL	67-3	1027/15.3	215-479	.449	9-45	.200	71-133	.534	73	122	195	2.9	97	1	85	100	6	80	510	7.6

Holmes, Joyner

			Total		3-Point		F-Throws		Rebounds											Scoring	
Season	gp-gs	min/avg	fg-fga	pct	fg-fga	pct	ft-fta	pct	off	def	tot	avg	pf	fo	ast	to	blk	stl	pts	avg	
2016-17	33-31	872/26.4	163-372	.438	2-11	.182	68-101	.673	97	174	271	8.2	93	4	62	90	37	26	396	12.0	
TOTAL	33-31	872/26.4	163-372	.438	2-11	.182	68-101	.673	97	174	271	8.2	93	4	62	90	37	26	396	12.0	

Individual Career History

Hosey, Jordan

Season	gp-gs	min/avg	Total		3-Point		F-Throws		Rebounds										Scoring	
			fg-fga	pct	fg-fga	pct	ft-fta	pct	off	def	tot	avg	pf	fo	ast	to	blk	stl	pts	avg
2015-16	35-0	329/9.4	37-78	.474	1-5	.200	31-51	.608	28	41	69	2.0	35	0	3	32	7	6	106	3.0
2016-17	27-0	209/7.7	27-65	.415	0-3	.000	16-28	.571	17	26	43	1.6	20	0	2	19	3	7	70	2.6
TOTAL	62-0	538/8.7	64-143	.448	1-8	.125	47-79	.595	45	67	112	1.8	55	0	5	51	10	13	176	2.8

Lang, Kelsey

Season	gp-gs	min/avg	Total		3-Point		F-Throws		Rebounds										Scoring	
			fg-fga	pct	fg-fga	pct	ft-fta	pct	off	def	tot	avg	pf	fo	ast	to	blk	stl	pts	avg
2013-14	34-13	490/14.4	82-161	.509	1-7	.143	18-23	.783	46	76	122	3.6	54	1	18	36	32	14	183	5.4
2014-15	34-31	923/27.1	162-298	.544	0-4	.000	35-49	.714	79	139	218	6.4	67	1	30	56	48	21	359	10.6
2015-16	36-6	675/18.8	100-193	.518	0-0	.000	35-43	.814	65	97	162	4.5	77	0	27	40	31	12	235	6.5
2016-17	33-31	882/26.7	137-257	.533	0-1	.000	31-47	.660	92	156	248	7.5	94	2	39	45	75	11	305	9.2
TOTAL	137-81	2970/21.7	481-909	.529	1-12	.083	119-162	.735	282	468	750	5.5	292	4	114	177	186	58	1082	7.9

McCarty, Brooke

Season	gp-gs	min/avg	Total		3-Point		F-Throws		Rebounds										Scoring	
			fg-fga	pct	fg-fga	pct	ft-fta	pct	off	def	tot	avg	pf	fo	ast	to	blk	stl	pts	avg
2014-15	35-15	812/23.2	87-228	.382	37-108	.343	39-50	.780	12	78	90	2.6	78	0	52	52	6	32	250	7.1
2015-16	36-35	1119/31.1	152-332	.458	67-162	.414	53-74	.716	16	83	99	2.8	59	0	89	54	7	43	424	11.8
2016-17	33-33	1112/33.7	170-367	.463	77-178	.433	56-73	.767	7	110	117	3.5	42	0	115	54	2	24	473	14.3
TOTAL	104-83	3043/29.3	409-927	.441	181-448	.404	148-197	.751	35	271	306	2.9	179	0	256	160	15	99	1147	11.0

Sutton, Alecia

Season	gp-gs	min/avg	Total		3-Point		F-Throws		Rebounds										Scoring	
			fg-fga	pct	fg-fga	pct	ft-fta	pct	off	def	tot	avg	pf	fo	ast	to	blk	stl	pts	avg
2016-17	33-1	445/13.5	49-143	.343	8-41	.195	18-28	.643	8	50	58	1.8	34	1	42	31	3	13	124	3.8
TOTAL	33-1	445/13.5	49-143	.343	8-41	.195	18-28	.643	8	50	58	1.8	34	1	42	31	3	13	124	3.8

Taylor, Brianna

Season	gp-gs	min/avg	Total		3-Point		F-Throws		Rebounds										Scoring	
			fg-fga	pct	fg-fga	pct	ft-fta	pct	off	def	tot	avg	pf	fo	ast	to	blk	stl	pts	avg
2013-14	27-0	254/9.4	26-56	.464	0-1	.000	14-21	.667	12	26	38	1.4	48	1	16	19	4	15	66	2.4
2014-15	32-14	572/17.9	78-177	.441	1-2	.500	28-53	.528	37	97	134	4.2	61	0	38	45	1	30	185	5.8
2015-16	34-18	633/18.6	78-171	.456	3-8	.375	38-69	.551	57	90	147	4.3	73	2	33	47	5	43	197	5.8
2016-17	33-32	691/20.9	65-141	.461	3-9	.333	29-47	.617	50	90	140	4.2	77	1	62	70	6	43	162	4.9
TOTAL	126-64	2150/17.1	247-545	.453	7-20	.350	109-190	.574	156	303	459	3.6	259	4	149	181	16	131	610	4.8

Underwood, Jada

Season	gp-gs	min/avg	Total		3-Point		F-Throws		Rebounds										Scoring	
			fg-fga	pct	fg-fga	pct	ft-fta	pct	off	def	tot	avg	pf	fo	ast	to	blk	stl	pts	avg
2016-17	28-0	276/9.9	34-77	.442	2-4	.500	23-34	.676	28	23	51	1.8	38	0	9	28	10	3	93	3.3
TOTAL	28-0	276/9.9	34-77	.442	2-4	.500	23-34	.676	28	23	51	1.8	38	0	9	28	10	3	93	3.3



TEXAS BASKETBALL

SEASON BOX SCORES

Official Basketball Box Score -- Game Totals -- Final Statistics

Texas vs Stanford

11/14/16 5:00 p.m. at Stanford, Calif. (Maples Pavilion)

Texas 59 • 0-1

##	Player		Total		3-Ptr	Rebounds			PF	TP	A	TO	Blk	Stl	Min
			FG-FGA	FG-FGA	FT-FTA	Off	Def	Tot							
40	Lang, Kelsey	c	3-8	0-0	0-1	1	2	3	4	6	1	2	0	1	23
11	McCarty, Brooke	g	8-20	2-5	2-5	2	3	5	0	20	2	1	0	2	38
20	Taylor, Brianna	g	2-3	1-2	0-0	1	2	3	3	5	2	1	0	0	20
22	Foman, Tasia	g	0-4	0-2	0-0	1	1	2	3	0	0	2	0	1	20
23	Atkins, Ariel	g	5-13	1-4	3-6	1	2	3	5	14	2	3	0	4	31
01	Sutton, Alecia		0-1	0-0	0-0	0	0	0	0	0	0	0	0	0	7
05	Hosey, Jordan		0-2	0-0	0-0	2	1	3	0	0	0	2	0	0	5
10	Higgs, Lashann		3-7	1-1	0-0	0	3	3	1	7	1	3	0	0	17
12	Underwood, Jada		1-3	0-0	0-0	3	0	3	0	2	0	0	0	0	5
24	Holmes, Joyner		1-4	0-0	1-2	1	2	3	4	3	1	0	1	1	17
31	Caron-Goudreau, A.		1-3	0-1	0-0	3	0	3	2	2	0	2	1	0	17
Team						5	2	7				1			
Totals			24-68	5-15	6-14	20	18	38	22	59	9	17	2	9	200

1st - FG %: 8-22 36.4% 2nd: 5-13 38.5% 3rd: 8-18 44.4% 4th: 3-15 20.0% Game: 24-68 35.3% Deadball
 3FG %: 2-8 25.0% 0-1 0.0% 3-3 100.0% 0-3 0.0% 5-15 33.3% Rebounds
 FT %: 0-0 0.0% 1-7 14.3% 2-4 50.0% 3-3 100.0% 6-14 42.9% 4,1

Stanford 71 • 2-0

##	Player		Total		3-Ptr	Rebounds			PF	TP	A	TO	Blk	Stl	Min
			FG-FGA	FG-FGA	FT-FTA	Off	Def	Tot							
05	Johnson, Kaylee	f	1-2	0-0	3-4	2	6	8	3	5	3	6	0	1	26
24	McCall, Erica	f	8-18	1-4	0-0	2	3	5	2	17	2	2	6	1	39
10	Roberson, Briana	g	3-4	0-1	0-1	0	0	0	3	6	2	2	0	2	25
12	McPhee, Brittany	g	11-15	2-2	4-5	0	7	7	2	28	2	3	1	1	39
13	Snizek, Marta	g	1-2	0-0	1-2	0	2	2	1	3	5	5	0	1	25
04	Fingall, Nadia		0-1	0-0	0-0	0	1	1	3	0	1	1	0	0	4
11	Smith, Alanna		2-2	0-0	1-4	0	1	1	2	5	2	0	0	0	9
44	Samuelson, Karlie		2-7	1-4	2-2	0	4	4	2	7	1	1	0	1	33
Team						3	1	4							
Totals			28-51	4-11	11-18	7	25	32	18	71	18	20	7	7	200

1st - FG %: 6-13 46.2% 2nd: 8-14 57.1% 3rd: 9-15 60.0% 4th: 5-9 55.6% Game: 28-51 54.9% Deadball
 3FG %: 1-3 33.3% 2-4 50.0% 1-4 25.0% 0-0 0.0% 4-11 36.4% Rebounds
 FT %: 4-5 80.0% 0-0 0.0% 4-9 44.4% 3-4 75.0% 11-18 61.1% 4,3

Officials: Lisa Jones, Michol Murray, Tiffany Bird

Technical fouls: Texas-None. Stanford-None.

Attendance: 2447

Score by periods	1st	2nd	3rd	4th	Total
Texas	18	11	21	9	59
Stanford	17	18	23	13	71

Points	In Paint	Off T/O	2nd Chance	Fast Break	Bench
UT	26	9	12	0	14
STAN	42	23	4	2	12

Last FG - UT 4th-01:24, STAN 4th-05:34.

Largest lead - UT by 5 1st-07:08, STAN by 17 4th-05:34.

UT led for 10:17. STAN led for 27:55. Game was tied for 01:16.

Score tied - 2 times.

Lead changed - 4 times.

Official Basketball Box Score -- Game Totals -- Final Statistics
Houston Baptist vs Texas
11/16/16 11:02 a.m. at Austin, Texas (Frank Erwin Center)

Houston Baptist 46 • 0-2

##	Player		Total		3-Ptr	Rebounds			PF	TP	A	TO	Blk	Stl	Min
			FG-FGA	FG-FGA	FT-FTA	Off	Def	Tot							
55	Collins, Kennedy	f	0-3	0-1	0-0	1	2	3	2	0	0	0	0	0	17
45	Kirienko, Veronika	c	1-1	0-0	0-0	0	0	0	4	2	0	3	0	0	5
03	Byrd, Heidi	g	0-2	0-1	1-2	0	0	0	2	1	3	3	0	0	20
10	Johnson, Bria	g	0-4	0-2	2-2	0	2	2	2	2	1	3	0	1	24
12	Taylor, Sophie	g	3-7	1-2	0-0	0	3	3	0	7	5	6	0	0	31
11	Daub, Britta		1-3	1-2	0-0	0	2	2	0	3	0	3	0	0	19
13	Jones, Shannon		0-0	0-0	0-0	0	0	0	0	0	0	1	0	0	2
14	Johnson, Amanda		3-14	3-8	1-2	2	0	2	3	10	0	2	1	0	26
20	Hodges, Charlotte		0-2	0-0	0-0	0	0	0	2	0	2	1	0	0	8
22	Carr, Sydney		3-6	0-1	2-2	0	1	1	2	8	0	0	0	0	13
23	Calver, Lauren		3-8	1-2	4-6	0	1	1	5	11	0	1	1	0	17
24	Kollmorgen, Taylor		1-2	0-1	0-0	0	3	3	2	2	0	0	1	0	15
33	Moore, Brooklyn		0-0	0-0	0-0	0	1	1	0	0	0	1	0	0	3
Team						4	4	8				1			
Totals			15-52	6-20	10-14	7	19	26	24	46	11	25	3	1	200
1st - FG %: 6-11 54.5% 2nd: 2-15 13.3% 3rd: 1-10 10.0% 4th: 6-16 37.5% Game: 15-52 28.8% Deadball 3FG %: 4-6 66.7% 0-5 0.0% 1-5 20.0% 1-4 25.0% 6-20 30.0% Rebounds FT %: 1-2 50.0% 0-0 0.0% 7-10 70.0% 2-2 100.0% 10-14 71.4% 2,1															

Texas 98 • 1-1

##	Player		Total		3-Ptr	Rebounds			PF	TP	A	TO	Blk	Stl	Min
			FG-FGA	FG-FGA	FT-FTA	Off	Def	Tot							
24	Holmes, Joyner	f	8-17	1-2	5-8	5	4	9	2	22	1	0	3	0	22
31	Caron-Goudreau, A.	f	2-7	0-1	4-4	4	5	9	0	8	2	0	1	1	20
11	McCarty, Brooke	g	6-8	4-5	0-0	0	2	2	2	16	4	1	0	1	20
20	Taylor, Brianna	g	4-5	0-1	2-6	2	1	3	2	10	3	0	0	3	18
23	Atkins, Ariel	g	4-6	1-1	2-2	3	1	4	1	11	1	1	0	3	16
01	Sutton, Alecia		1-4	1-1	0-0	0	1	1	0	3	0	2	0	0	11
05	Hosey, Jordan		3-6	0-1	2-2	3	4	7	1	8	0	3	0	2	18
10	Higgs, Lashann		1-5	0-0	0-0	0	4	4	1	2	5	2	0	1	18
12	Underwood, Jada		3-4	0-0	5-7	3	2	5	1	11	0	0	2	0	20
14	Aborowa, Olamide		0-3	0-0	0-0	1	2	3	0	0	1	0	1	0	6
22	Foman, Tasia		2-6	1-2	0-0	0	3	3	2	5	0	2	1	0	17
40	Lang, Kelsey		1-5	0-0	0-0	2	2	4	3	2	1	0	2	0	14
Team						1	0	1							
Totals			35-76	8-14	20-29	24	31	55	15	98	18	11	10	11	200
1st - FG %: 10-17 58.8% 2nd: 9-19 47.4% 3rd: 9-21 42.9% 4th: 7-19 36.8% Game: 35-76 46.1% Deadball 3FG %: 3-5 60.0% 2-4 50.0% 2-4 50.0% 1-1 100.0% 8-14 57.1% Rebounds FT %: 5-10 50.0% 9-10 90.0% 4-4 100.0% 2-5 40.0% 20-29 69.0% 6,1															

Officials: Brenda Pantoja, Metta Roberts, Kevin Pethel
 Technical fouls: Houston Baptist-None. Texas-None.
 Attendance: 6378

Score by periods	1st	2nd	3rd	4th	Total
Houston Baptist	17	4	10	15	46
Texas	28	29	24	17	98

	In	Off	2nd	Fast	
Points	Paint	T/O	Chance	Break	Bench
HBU	14	5	0	0	34
UT	48	36	24	10	31

Last FG - HBU 4th-01:56, UT 4th-01:46.
 Largest lead - HBU None, UT by 56 4th-06:55.
 HBU led for 00:00. UT led for 39:44. Game was tied for 00:16.

Score tied - 0 times.
 Lead changed - 0 times.

Official Basketball Box Score -- Game Totals -- Final Statistics
Texas vs Mississippi State
11/20/16 5:02 p.m. at Starkville, Miss. (Humphrey Coliseum)

Texas 68 • 1-2

##	Player		Total		3-Ptr	Rebounds			PF	TP	A	TO	Blk	Stl	Min
			FG-FGA	FG-FGA	FT-FTA	Off	Def	Tot							
24	Holmes, Joyner	f	4-14	0-1	1-2	3	5	8	5	9	3	4	0	1	31
31	Caron-Goudreau, A.	f	1-3	1-1	0-0	4	0	4	4	3	0	3	1	0	19
11	McCarty, Brooke	g	8-15	1-5	2-2	0	2	2	4	19	4	5	0	0	39
20	Taylor, Brianna	g	5-6	0-0	2-4	4	4	8	2	12	2	4	0	3	31
23	Atkins, Ariel	g	7-14	0-4	4-4	2	2	4	3	18	2	1	0	1	28
01	Sutton, Alecia		0-0	0-0	0-0	0	0	0	0	0	0	0	0	0	2
05	Hosey, Jordan		0-0	0-0	0-0	0	0	0	0	0	0	1	1	0	8
10	Higgs, Lashann		0-0	0-0	1-2	0	0	0	3	1	0	3	0	0	8
12	Underwood, Jada		0-2	0-1	0-0	0	0	0	2	0	0	0	2	0	8
22	Foman, Tasia		0-0	0-0	0-0	0	0	0	3	0	0	2	0	0	6
40	Lang, Kelsey		2-2	0-0	2-2	3	5	8	2	6	2	1	0	1	20
Team						1	1	2							
Totals			27-56	2-12	12-16	17	19	36	28	68	13	24	4	6	200

1st - FG %: 8-12 66.7% 2nd: 1-9 11.1% 3rd: 9-14 64.3% 4th: 9-21 42.9% Game: 27-56 48.2% Deadball
 3FG %: 0-2 0.0% 0-4 0.0% 1-1 100.0% 1-5 20.0% 2-12 16.7% Rebounds
 FT %: 0-0 0.0% 7-8 87.5% 1-2 50.0% 4-6 66.7% 12-16 75.0% 3

Mississippi State 79 • 4-0

##	Player		Total		3-Ptr	Rebounds			PF	TP	A	TO	Blk	Stl	Min
			FG-FGA	FG-FGA	FT-FTA	Off	Def	Tot							
03	Breanna Richardson	f	0-1	0-0	0-0	2	0	2	3	0	1	2	0	1	18
45	Chinwe Okorie	c	3-5	0-0	3-6	5	2	7	3	9	0	1	0	1	29
00	Dominique Dillingham	g	4-8	0-0	2-2	0	1	1	3	10	2	2	0	2	35
02	Morgan William	g	5-11	0-4	13-14	1	5	6	2	23	0	3	0	3	32
35	Victoria Vivians	g	9-18	1-4	0-0	0	1	1	5	19	1	1	0	0	32
01	Blair Schaefer		0-1	0-0	0-0	0	0	0	1	0	0	1	0	1	7
10	Jazzmun Holmes		1-3	0-0	1-2	0	0	0	1	3	1	0	0	3	8
11	Roshunda Johnson		2-5	1-3	4-4	0	1	1	1	9	0	1	0	1	6
13	Ketara Chapel		0-2	0-0	0-0	2	2	4	2	0	2	1	1	0	22
15	Teaira McCowan		3-3	0-0	0-0	0	0	0	1	6	1	1	2	1	11
Team						3	1	4							
Totals			27-57	2-11	23-28	13	13	26	22	79	8	13	3	13	200

1st - FG %: 8-18 44.4% 2nd: 10-21 47.6% 3rd: 6-14 42.9% 4th: 3-4 75.0% Game: 27-57 47.4% Deadball
 3FG %: 0-5 0.0% 1-3 33.3% 1-2 50.0% 0-1 0.0% 2-11 18.2% Rebounds
 FT %: 0-0 0.0% 5-7 71.4% 4-6 66.7% 14-15 93.3% 23-28 82.1% 3

Officials: Lisa Mattingly, Mark Zentz, Brian Hall
 Technical fouls: Texas-None. Mississippi State-None.
 Attendance: 7764

Score by periods	1st	2nd	3rd	4th	Total
Texas	16	9	20	23	68
Mississippi State	16	26	17	20	79

Points	In	Off	2nd	Fast	Bench
Paint	Paint	T/O	Chance	Break	
UT	42	16	19	10	7
MS	34	23	9	4	18

Last FG - UT 4th-00:19, MS 4th-05:45.
 Largest lead - UT by 2 1st-08:49, MS by 17 2nd-00:44.
 UT led for 03:08. MS led for 32:16. Game was tied for 04:10.

Score tied - 7 times.
 Lead changed - 4 times.

Official Basketball Box Score -- Game Totals -- Final Statistics
Northwestern State vs Texas
11/23/16 7:02 p.m. at Austin, Texas (Frank Erwin Center)

Northwestern State 39 • 3-1

##	Player		Total		3-Ptr	Rebounds			PF	TP	A	TO	Blk	Stl	Min
			FG-FGA	FG-FGA	FT-FTA	Off	Def	Tot							
44	Youngblood, Tia	f	1-2	0-0	0-0	0	1	1	4	2	0	2	1	1	21
32	Brown, Cheyenne	c	0-3	0-0	0-0	0	0	0	2	0	0	2	0	0	23
05	Thomas, Sami	g	0-9	0-4	1-2	0	1	1	1	1	3	2	0	0	24
12	Abboud, Shahd	g	4-7	3-4	2-2	1	1	2	1	13	1	4	1	0	29
30	Attura, Beatrice	g	5-14	4-13	1-1	0	5	5	1	15	2	3	0	0	34
01	Bell, Gabby		0-4	0-3	0-0	0	0	0	3	0	1	3	0	1	15
13	Miller, Victoria		0-0	0-0	1-2	1	1	2	2	1	0	3	0	0	9
21	Scott, Jocelyn		1-2	0-1	0-0	0	0	0	0	2	0	0	0	0	17
22	Gilliam, Libba		2-4	0-1	1-1	0	3	3	0	5	0	3	0	1	22
23	Jackson, Gabby		0-1	0-0	0-0	0	0	0	0	0	0	0	0	0	6
Team						4	2	6				1			
Totals			13-46	7-26	6-8	6	14	20	14	39	7	23	2	3	200

1st - FG %: 2-11 18.2% 2nd: 2-9 22.2% 3rd: 4-14 28.6% 4th: 5-12 41.7% Game: 13-46 28.3% Deadball
 3FG %: 2-8 25.0% 1-4 25.0% 1-6 16.7% 3-8 37.5% 7-26 26.9% Rebounds
 FT %: 3-4 75.0% 0-0 0.0% 1-1 100.0% 2-3 66.7% 6-8 75.0% 2

Texas 86 • 2-2

##	Player		Total		3-Ptr	Rebounds			PF	TP	A	TO	Blk	Stl	Min
			FG-FGA	FG-FGA	FT-FTA	Off	Def	Tot							
24	Holmes, Joyner	f	5-7	0-0	2-2	1	3	4	1	12	2	3	0	0	19
40	Lang, Kelsey	c	5-7	0-0	2-3	1	2	3	0	12	2	0	1	1	21
11	McCarty, Brooke	g	3-6	2-5	2-2	0	3	3	0	10	5	1	0	1	22
20	Taylor, Brianna	g	1-4	1-3	0-0	3	2	5	2	3	1	1	0	0	15
23	Atkins, Ariel	g	5-7	0-1	1-1	1	4	5	2	11	3	0	0	4	17
01	Sutton, Alecia		2-5	0-2	0-2	0	3	3	0	4	2	0	0	0	14
05	Hosey, Jordan		2-3	0-0	0-0	0	2	2	2	4	0	0	0	0	9
10	Higgs, Lashann		6-8	0-0	2-2	2	3	5	0	14	5	0	0	1	21
12	Underwood, Jada		4-5	2-2	0-0	1	0	1	0	10	1	1	0	0	16
14	Aborowa, Olamide		2-3	0-0	0-0	1	1	2	1	4	1	0	1	0	13
22	Foman, Tasia		1-4	0-1	0-0	0	1	1	0	2	0	2	0	1	12
30	Caron-Goudreau, K.		0-1	0-0	0-0	1	0	1	3	0	0	1	1	1	6
31	Caron-Goudreau, A.		0-3	0-1	0-0	0	0	0	2	0	0	0	1	0	15
Team						3	1	4							
Totals			36-63	5-15	9-12	14	25	39	13	86	22	9	4	9	200

1st - FG %: 8-15 53.3% 2nd: 12-19 63.2% 3rd: 10-17 58.8% 4th: 6-12 50.0% Game: 36-63 57.1% Deadball
 3FG %: 1-6 16.7% 2-5 40.0% 1-2 50.0% 1-2 50.0% 5-15 33.3% Rebounds
 FT %: 4-5 80.0% 0-0 0.0% 3-3 100.0% 2-4 50.0% 9-12 75.0% 2,2

Officials: Melissa Barlow, Michael Price, Bill Larance
 Technical fouls: Northwestern State-None. Texas-None.
 Attendance: 2756

Score by periods	1st	2nd	3rd	4th	Total
Northwestern State	9	5	10	15	39
Texas	21	26	24	15	86

	In Paint	Off T/O	2nd Chance	Fast Break	Bench
Points NWST	8	0	0	2	8
UT	52	27	13	22	38

Last FG - NWST 4th-00:45, UT 4th-01:09.
 Largest lead - NWST None, UT by 55 4th-05:27.
 NWST led for 00:00. UT led for 39:12. Game was tied for 00:19.

Score tied - 1 time.
 Lead changed - 0 times.

Official Basketball Box Score -- Game Totals -- Final Statistics
South Carolina vs Texas
12/01/16 6:02 p.m. at Austin, Texas (Frank Erwin Center)

South Carolina 76 • 6-0

				Total	3-Ptr	Rebounds										
##	Player			FG-FGA	FG-FGA	FT-FTA	Off	Def	Tot	PF	TP	A	TO	Blk	Stl	Min
22	WILSON, A'ja			f 12-18	0-0	7-11	5	7	12	3	31	0	4	4	3	38
41	COATES, Alaina			c 0-2	0-0	6-8	3	4	7	4	6	0	0	2	0	22
01	CUEVAS-MOORE, Bianc			g 2-9	0-1	3-4	0	0	0	1	7	2	1	0	2	19
03	DAVIS, Kaela			g 3-6	2-4	4-4	0	3	3	2	12	1	5	0	2	34
10	GRAY, Allisha			g 2-7	0-1	4-4	0	4	4	4	8	0	3	0	0	35
04	CLINEY, Doniyah			0-0	0-0	0-0	0	0	0	2	0	0	0	0	0	4
21	HERBERT HARRIGAN,			1-4	0-0	0-1	1	3	4	1	2	2	0	0	0	18
52	HARRIS, Tyasha			2-6	0-4	6-8	0	1	1	1	10	0	0	0	3	30
Team							2	4	6							
Totals				22-52	2-10	30-40	11	26	37	18	76	5	13	6	10	200
1st - FG %:				6-14	42.9%	2nd: 5-13	38.5%	3rd: 5-12	41.7%	4th: 6-13	46.2%	Game: 22-52	42.3%	Deadball		
3FG %:				0-2	0.0%	0-0	0.0%	2-4	50.0%	0-4	0.0%	2-10	20.0%	Rebounds		
FT %:				2-3	66.7%	9-14	64.3%	10-12	83.3%	9-11	81.8%	30-40	75.0%	6		

Texas 67 • 2-3

##	Player		Total		3-Ptr	Rebounds			PF	TP	A	TO	Blk	Stl	Min							
			FG-FGA		FG-FGA	FT-FTA	Off	Def								Tot						
24	Holmes, Joyner	f	5-11		0-1	1-4	2	2	4	4	11	1	3	0	0	25						
40	Lang, Kelsey	c	7-10		0-0	1-2	5	7	12	4	15	1	4	6	0	27						
11	McCarty, Brooke	g	3-9		1-4	0-0	1	1	2	3	7	3	2	0	1	39						
20	Taylor, Brianna	g	0-6		0-1	0-0	2	3	5	2	0	1	2	0	2	24						
23	Atkins, Ariel	g	5-14		2-4	2-2	0	1	1	4	14	4	1	1	1	33						
01	Sutton, Alecia		1-1		0-0	0-0	0	0	0	1	2	1	1	0	0	1						
05	Hosey, Jordan		3-5		0-1	0-0	0	0	0	0	6	0	1	0	0	10						
10	Higgs, Lashann		2-7		0-0	3-4	2	1	3	3	7	1	0	0	1	18						
14	Aborowa, Olamide		0-0		0-0	0-0	0	0	0	1	0	0	1	0	0	2						
22	Foman, Tasia		0-1		0-0	0-0	2	1	3	2	0	0	0	0	0	5						
31	Caron-Goudreau, A.		2-4		1-2	0-2	2	3	5	5	5	1	2	2	0	16						
Team							3	2	5													
Totals				28-68		4-13		7-14		19	21	40		29	67		13	17		9	5	200
1st - FG %:			7-15	46.7%	2nd: 6-17	35.3%	3rd: 8-17	47.1%	4th: 7-19	36.8%	Game: 28-68		41.2%	Deadball			Rebounds					
3FG %:			1-1	100.0%	2-4	50.0%	1-3	33.3%	0-5	0.0%	4-13		30.8%									
FT %:			1-2	50.0%	0-0	0.0%	2-8	25.0%	4-4	100.0%	7-14		50.0%									

Officials: Lisa Mattingly, Scott Yarbrough, Felicia Grinter
 Technical fouls: South Carolina-None. Texas-None.
 Attendance: 3330

Score by periods	1st	2nd	3rd	4th	Total
South Carolina	14	19	22	21	76
Texas	16	14	19	18	67

	In	Off	2nd	Fast	
Points	Paint	T/O	Chance	Break	Bench
SC	34	14	14	2	12
UT	30	7	16	8	20

Last FG - SC 4th-02:00, UT 4th-00:14.
 Largest lead - SC by 11 4th-00:47, UT by 4 1st-07:39.
 SC led for 18:07. UT led for 15:25. Game was tied for 06:28.

Score tied - 8 times.
 Lead changed - 5 times.

Official Basketball Box Score -- Game Totals -- Final Statistics
Texas vs UConn
12/04/16 4:00 p.m. at Uncasville, Conn. (Mohegan Sun Arena)

Texas 54 • 2-4

##	Player		Total		3-Ptr	Rebounds			PF	TP	A	TO	Blk	Stl	Min
			FG-FGA	FG-FGA	FT-FTA	Off	Def	Tot							
24	Holmes, Joyner	f	3-10	0-1	0-0	1	1	2	2	6	3	6	0	2	32
40	Lang, Kelsey	c	6-9	0-0	0-0	5	5	10	3	12	1	7	2	0	36
11	McCarty, Brooke	g	5-12	3-7	2-3	0	3	3	1	15	3	0	0	0	38
20	Taylor, Brianna	g	2-4	1-1	0-0	1	2	3	4	5	0	2	0	2	28
23	Atkins, Ariel	g	1-4	0-0	2-2	0	2	2	1	4	0	2	0	2	6
01	Sutton, Alecia		1-3	1-3	0-0	0	0	0	1	3	0	2	0	1	15
05	Hosey, Jordan		0-0	0-0	0-0	0	0	0	2	0	0	0	0	0	4
10	Higgs, Lashann		4-6	0-0	1-2	0	1	1	3	9	0	3	0	0	20
22	Foman, Tasia		0-0	0-0	0-0	0	0	0	0	0	0	1	0	0	3
30	Caron-Goudreau, K.		0-1	0-1	0-0	0	0	0	0	0	0	2	0	0	8
31	Caron-Goudreau, A.		0-2	0-1	0-0	2	1	3	2	0	1	0	0	0	10
Team						4	3	7				1			
Totals			22-51	5-14	5-7	13	18	31	19	54	8	26	2	7	200

1st - FG %: 7-20 35.0% 2nd: 5-9 55.6% 3rd: 8-14 57.1% 4th: 2-8 25.0% Game: 22-51 43.1% Deadball
 3FG %: 1-4 25.0% 0-3 0.0% 3-4 75.0% 1-3 33.3% 5-14 35.7% Rebounds
 FT %: 2-2 100.0% 3-5 60.0% 0-0 0.0% 0-0 0.0% 5-7 71.4% 3

UConn 72 • 7-0

##	Player		Total		3-Ptr	Rebounds			PF	TP	A	TO	Blk	Stl	Min
			FG-FGA	FG-FGA	FT-FTA	Off	Def	Tot							
15	WILLIAMS, Gabby	f	5-11	0-0	1-2	1	2	3	3	11	6	3	0	4	39
24	COLLIER, Napheesa	f	10-15	2-3	2-4	2	6	8	0	24	2	1	2	5	39
33	SAMUELSON, Katie Lou	f	5-9	1-3	1-2	2	1	3	2	12	3	3	0	0	25
11	NURSE, Kia	g	3-7	3-6	6-6	0	4	4	2	15	5	3	0	0	38
12	CHONG, Saniya	g	0-1	0-0	0-0	0	0	0	0	0	0	0	0	0	11
05	DANGERFIELD, Crystal		2-4	2-3	0-0	1	0	1	2	6	1	1	0	0	19
10	BENT, Molly		0-0	0-0	0-0	0	0	0	0	0	0	0	0	0	1
20	LAWLOR, Tierney		0-1	0-1	0-0	0	0	0	0	0	0	0	0	0	1
25	IRWIN, Kyla		0-0	0-0	0-0	0	0	0	0	0	0	0	0	0	1
51	BUTLER, Natalie		1-5	0-0	2-2	3	1	4	3	4	3	0	2	0	26
Team						0	1	1				1			
Totals			26-53	8-16	12-16	9	15	24	12	72	20	12	4	9	200

1st - FG %: 6-11 54.5% 2nd: 8-16 50.0% 3rd: 7-13 53.8% 4th: 5-13 38.5% Game: 26-53 49.1% Deadball
 3FG %: 2-4 50.0% 4-6 66.7% 2-3 66.7% 0-3 0.0% 8-16 50.0% Rebounds
 FT %: 1-4 25.0% 4-4 100.0% 2-2 100.0% 5-6 83.3% 12-16 75.0% 4

Officials: Joseph Vaszily, Dennis DeMayo, Krystle Apellaniz
 Technical fouls: Texas-None. UConn-None.
 Attendance: 9014

Score by periods	1st	2nd	3rd	4th	Total
Texas	17	13	19	5	54
UConn	15	24	18	15	72

	In	Off	2nd	Fast	
Points	Paint	T/O	Chance	Break	Bench
UT	28	7	11	4	12
UConn	26	35	14	4	10

Last FG - UT 4th-05:07, UCONN 4th-03:57.
 Largest lead - UT by 6 1st-04:45, UCONN by 18 4th-01:26.
 UT led for 09:41. UCONN led for 29:15. Game was tied for 01:04.

Score tied - 2 times.
 Lead changed - 1 time.

Official Basketball Box Score -- Game Totals -- Final Statistics

Tennessee vs Texas

12/11/16 3:33 P.M. at Austin, TX (Frank Erwin Center)

Tennessee 67 • 4-4

##	Player		Total		3-Ptr	Rebounds			PF	TP	A	TO	Blk	Stl	Min
			FG-FGA	FG-FGA	FT-FTA	Off	Def	Tot							
31	Nared, Jaime	f	10-20	2-6	0-0	4	1	5	5	22	0	2	2	2	38
21	Russell, Mercedes	c	3-7	0-0	2-4	1	3	4	3	8	1	4	2	0	37
00	Reynolds, Jordan	g	1-9	0-1	0-0	1	6	7	2	2	5	0	1	0	34
10	Jackson, Meme	g	3-6	2-5	0-0	3	2	5	5	8	0	0	0	0	32
11	DeShields, Diamond	g	8-20	1-4	2-3	0	4	4	3	19	1	3	1	0	37
04	Nunn, Schaquilla		1-1	0-0	0-0	1	0	1	1	2	0	1	1	0	6
33	Middleton, Alexa		2-4	1-3	1-2	1	1	2	0	6	2	1	0	0	16
Team						4	0	4				1			
Totals			28-67	6-19	5-9	15	17	32	19	67	9	12	7	2	200

1st - FG %: 5-20 25.0% 2nd: 8-16 50.0% 3rd: 6-15 40.0% 4th: 9-16 56.3% Game: 28-67 41.8% Deadball
 3FG %: 0-3 0.0% 3-6 50.0% 0-3 0.0% 3-7 42.9% 6-19 31.6% Rebounds
 FT %: 2-3 66.7% 1-2 50.0% 2-4 50.0% 0-0 0.0% 5-9 55.6% 3,1

Texas 72 • 3-4

##	Player		Total		3-Ptr	Rebounds			PF	TP	A	TO	Blk	Stl	Min
			FG-FGA	FG-FGA	FT-FTA	Off	Def	Tot							
31	Caron-Goudreau, A.	f	1-1	0-0	0-0	1	0	1	2	2	0	1	0	0	5
40	Lang, Kelsey	c	5-9	0-0	2-2	3	5	8	1	12	2	0	6	1	40-
01	Sutton, Alecia	g	1-6	0-2	0-0	0	1	1	1	2	1	0	0	0	16
11	McCarty, Brooke	g	4-10	2-4	3-4	0	4	4	2	13	4	1	0	0	37
20	Taylor, Brianna	g	2-9	0-0	0-0	2	3	5	3	4	1	3	0	3	23
05	Hosey, Jordan		1-2	0-0	0-0	1	0	1	0	2	0	0	1	0	11
10	Higgs, Lashann		5-10	1-1	1-2	2	2	4	0	12	1	3	0	1	26
12	Underwood, Jada		5-7	0-0	3-4	2	2	4	2	13	0	1	0	0	20
24	Holmes, Joyner		4-8	0-1	4-5	1	7	8	3	12	2	4	0	0	22
Team						4	0	4							
Totals			28-62	3-8	13-17	16	24	40	14	72	11	13	7	5	200

1st - FG %: 9-22 40.9% 2nd: 7-14 50.0% 3rd: 4-11 36.4% 4th: 8-15 53.3% Game: 28-62 45.2% Deadball
 3FG %: 2-3 66.7% 0-2 0.0% 0-2 0.0% 1-1 100.0% 3-8 37.5% Rebounds
 FT %: 2-2 100.0% 1-2 50.0% 3-6 50.0% 7-7 100.0% 13-17 76.5% 4,1

Officials: Lisa Mattingly, Dee Kantner, Laura Morris

Technical fouls: Tennessee-None. Texas-None.

Attendance: 4386

Score by periods	1st	2nd	3rd	4th	Total
Tennessee	12	20	14	21	67
Texas	22	15	11	24	72

	In	Off	2nd	Fast	
Points	Paint	T/O	Chance	Break	Bench
TENN	24	14	9	4	8
UT	42	13	20	8	39

Last FG - TENN 4th-00:07, UT 4th-01:23.

Largest lead - TENN by 2 3rd-06:19, UT by 15 2nd-06:10.

TENN led for 03:38. UT led for 32:24. Game was tied for 03:53.

Score tied - 6 times.

Lead changed - 4 times.

Official Basketball Box Score -- Game Totals -- Final Statistics

UT Rio Grande Valley vs Texas

12/15/16 7:02 P.M. at Austin, TX (Frank Erwin Center)

UT Rio Grande Valley 61 • 5-6

##	Player		Total		3-Ptr	FT-FTA	Rebounds			PF	TP	A	TO	Blk	Stl	Min
			FG	FGA	FG-FGA		Off	Def	Tot							
05	Kjartansdottir, Hild	f	3	11	3-8	1-2	1	3	4	2	10	2	5	0	1	26
33	Savoy, Mary	f	3	12	0-0	2-2	3	2	5	3	8	0	5	0	3	25
01	Peters, Bernesha	g	4	12	2-7	2-2	0	2	2	3	12	3	0	0	1	29
11	Goff, Shawnte'	g	5	17	2-7	0-0	0	3	3	1	12	3	1	2	0	37
34	Johnson, Megan	g	0	2	0-0	0-2	1	0	1	1	0	0	2	0	1	14
03	Villarreal, Angela		1	2	0-1	0-0	0	0	0	0	2	1	0	0	0	5
04	Turk, Idil		3	8	3-7	2-2	0	0	0	2	11	1	0	0	1	20
14	Pitre, Brianna		0	0	0-0	0-0	0	0	0	0	0	0	0	0	0	2
15	Hyman, Nichele		0	1	0-1	0-0	0	1	1	4	0	1	2	0	0	19
32	Havili, Lile		0	0	0-0	1-2	0	2	2	3	1	0	1	1	1	11
43	Murphy, Tristan		0	4	0-0	0-2	5	3	8	3	0	0	1	0	1	6
44	Van Tilburg, Laura		2	3	0-0	1-1	1	0	1	1	5	0	0	0	0	6
Team							4	4	8							
Totals			21	72	10-31	9-15	15	20	35	23	61	11	17	3	9	200

1st - FG %: 6-16 37.5% 2nd: 5-21 23.8% 3rd: 3-16 18.8% 4th: 7-19 36.8% Game: 21-72 29.2% Deadball
 3FG %: 3-8 37.5% 5-12 41.7% 1-5 20.0% 1-6 16.7% 10-31 32.3% Rebounds
 FT %: 2-2 100.0% 0-0 0.0% 1-6 16.7% 6-7 85.7% 9-15 60.0% 4

Texas 85 • 4-4

##	Player		Total		3-Ptr	FT-FTA	Rebounds			PF	TP	A	TO	Blk	Stl	Min
			FG	FGA	FG-FGA		Off	Def	Tot							
24	Holmes, Joyner	f	7	14	0-1	2-3	3	10	13	1	16	4	6	3	1	29
40	Lang, Kelsey	c	5	10	0-0	0-2	2	8	10	1	10	1	0	1	0	26
10	Higgs, Lashann	g	2	3	0-0	1-2	1	2	3	3	5	1	3	0	2	15
11	McCarty, Brooke	g	4	8	2-5	4-4	0	5	5	1	14	6	2	0	0	29
20	Taylor, Brianna	g	2	4	0-0	2-4	1	2	3	3	6	2	1	0	2	15
01	Sutton, Alecia		3	5	0-0	3-5	0	0	0	1	9	2	1	2	1	17
05	Hosey, Jordan		2	3	0-0	0-2	1	2	3	0	4	0	1	0	1	10
12	Underwood, Jada		4	4	0-0	4-4	0	2	2	3	12	1	3	1	1	25
14	Aborowa, Olamide		0	3	0-0	1-2	2	1	3	1	1	0	1	0	0	9
22	Foman, Tasia		4	6	0-0	0-0	0	3	3	2	8	2	0	2	1	18
30	Caron-Goudreau, K.		0	2	0-1	0-0	0	1	1	3	0	0	0	0	0	7
Team							2	2	4							
Totals			33	62	2-7	17-28	12	38	50	19	85	19	18	9	9	200

1st - FG %: 14-24 58.3% 2nd: 5-12 41.7% 3rd: 7-14 50.0% 4th: 7-12 58.3% Game: 33-62 53.2% Deadball
 3FG %: 0-0 0.0% 1-2 50.0% 1-2 50.0% 0-3 0.0% 2-7 28.6% Rebounds
 FT %: 1-3 33.3% 6-12 50.0% 10-13 76.9% 0-0 0.0% 17-28 60.7% 8

Officials: Tina Napier, Mark Zentz, Eric Brewton

Technical fouls: UT Rio Grande Valley-None. Texas-None.

Attendance: 2496

Score by periods	1st	2nd	3rd	4th	Total
UT Rio Grande Valley	17	15	8	21	61
Texas	29	17	25	14	85

	In Paint	Off T/O	2nd Chance	Fast Break	Bench
Points UTRGV	10	16	9	3	19
UT	54	22	9	16	34

Last FG - UTRGV 4th-00:18, UT 4th-01:10.

Largest lead - UTRGV by 1 1st-09:27, UT by 33 3rd-00:59.

UTRGV led for 00:14. UT led for 39:24. Game was tied for 00:22.

Score tied - 1 time.

Lead changed - 2 times.

Official Basketball Box Score -- Game Totals -- Final Statistics

UT San Antonio vs Texas

12/17/16 5:02 P.M. at Austin, TX (Frank Erwin Center)

UT San Antonio 43 • 3-6

##	Player		Total		3-Ptr	Rebounds			PF	TP	A	TO	Blk	Stl	Min
			FG-FGA	FG-FGA	FT-FTA	Off	Def	Tot							
15	TOTH, Timea	f	0-0	0-0	0-0	0	1	1	2	0	0	1	0	1	6
21	BENSON, Marie	f	3-7	1-1	0-0	1	2	3	3	7	0	2	0	0	15
01	KIEJDROWSKA, Kasia	g	0-3	0-1	1-2	0	1	1	2	1	0	1	0	0	16
31	HEINEMAN, Carlie	g	1-9	0-6	1-1	0	1	1	0	3	0	2	0	3	34
32	GOODWIN, Loryn	g	0-11	0-1	4-6	3	5	8	3	4	0	2	0	2	31
03	DUKES, Alexis		1-6	0-2	0-0	0	0	0	2	2	0	1	0	1	16
04	CHIDOMERE, Crystal		6-16	0-0	1-1	1	3	4	1	13	1	3	1	1	37
20	KEKEC, Kourtney		0-3	0-3	2-2	1	1	2	1	2	0	3	0	0	8
23	HAWKINS, Tija		0-1	0-0	0-0	0	0	0	0	0	0	0	0	0	4
30	SMITH, Tesha		3-4	0-0	3-6	1	4	5	4	9	0	1	2	0	17
40	MARLOW, Billie		1-4	0-0	0-0	2	4	6	3	2	0	1	0	0	16
Team						2	3	5							
Totals			15-64	1-14	12-18	11	25	36	21	43	1	17	3	8	200

1st - FG %: 4-15 26.7% 2nd: 3-14 21.4% 3rd: 5-17 29.4% 4th: 3-18 16.7% Game: 15-64 23.4% Deadball
 3FG %: 0-4 0.0% 0-5 0.0% 1-2 50.0% 0-3 0.0% 1-14 7.1% Rebounds
 FT %: 3-5 60.0% 6-7 85.7% 2-3 66.7% 1-3 33.3% 12-18 66.7% 5,1

Texas 76 • 5-4

##	Player		Total		3-Ptr	Rebounds			PF	TP	A	TO	Blk	Stl	Min
			FG-FGA	FG-FGA	FT-FTA	Off	Def	Tot							
24	Holmes, Joyner	f	4-7	0-0	0-0	1	3	4	4	8	2	1	2	0	19
40	Lang, Kelsey	c	5-8	0-0	1-2	6	7	13	2	11	4	1	1	0	21
11	McCarty, Brooke	g	3-6	3-4	0-0	0	4	4	0	9	2	2	0	1	29
20	Taylor, Brianna	g	2-3	0-0	4-4	3	2	5	3	8	3	0	0	0	20
23	Atkins, Ariel	g	4-13	0-1	2-2	2	4	6	1	10	3	4	2	1	24
01	Sutton, Alecia		1-5	0-0	2-2	1	2	3	1	4	1	0	0	0	12
05	Hosey, Jordan		0-6	0-1	0-0	2	2	4	2	0	0	1	0	0	10
10	Higgs, Lashann		0-1	0-0	0-0	0	1	1	0	0	0	1	0	0	5
12	Underwood, Jada		1-7	0-1	0-0	3	4	7	0	2	0	2	1	0	20
14	Aborowa, Olamide		1-4	0-0	1-2	0	1	1	2	3	0	1	0	0	9
22	Foman, Tasia		6-9	2-3	0-0	0	1	1	0	14	1	1	0	2	14
30	Caron-Goudreau, K.		3-7	1-2	0-2	1	3	4	2	7	1	2	4	1	17
Team						1	4	5							
Totals			30-76	6-12	10-14	20	38	58	17	76	17	16	10	5	200

1st - FG %: 7-21 33.3% 2nd: 4-17 23.5% 3rd: 12-21 57.1% 4th: 7-17 41.2% Game: 30-76 39.5% Deadball
 3FG %: 3-3 100.0% 2-5 40.0% 0-2 0.0% 1-2 50.0% 6-12 50.0% Rebounds
 FT %: 3-4 75.0% 3-6 50.0% 4-4 100.0% 0-0 0.0% 10-14 71.4% 4,1

Officials: Lisa Jones, Amy Bonner, Metta Roberts
 Technical fouls: UT San Antonio-None. Texas-None.
 Attendance: 2962

Score by periods	1st	2nd	3rd	4th	Total
UT San Antonio	11	12	13	7	43
Texas	20	13	28	15	76

	In Paint	Off T/O	2nd Chance	Fast Break	Bench
Points UTSA	12	5	12	0	28
UT	38	15	18	10	30

Last FG - UTSA 4th-00:55, UT 4th-01:16.
 Largest lead - UTSA None, UT by 36 4th-05:02.
 UTSA led for 00:00. UT led for 38:08. Game was tied for 01:24.

Score tied - 0 times.
 Lead changed - 0 times.

Official Basketball Box Score -- Game Totals -- Final Statistics
New Orleans vs Texas
12/20/16 7:02 P.M. at Austin, TX (Frank Erwin Center)

New Orleans 48 • 4-5

##	Player		Total		3-Ptr	FT-FTA	Rebounds			PF	TP	A	TO	Blk	Stl	Min
			FG-FGA	FG-FGA			Off	Def	Tot							
14	Coleman, Raven	f	0-3	0-0		1-2	1	0	1	2	1	0	2	1	2	18
30	Woods, Shania	c	0-1	0-0		2-2	1	4	5	3	2	0	3	0	2	28
04	Davis, Ariele	g	1-2	0-0		0-0	0	0	0	0	2	1	1	0	0	10
22	Brown, Randi	g	4-15	1-6		5-6	0	1	1	4	14	1	5	0	1	27
23	Wright, Mariah	g	2-6	2-4		0-0	0	5	5	0	6	1	3	0	1	28
00	Matthews, Hallie		0-3	0-1		0-0	1	1	2	2	0	0	2	0	2	17
03	Angelo, Jewel		7-12	1-1		2-2	0	0	0	0	17	1	1	0	0	29
10	Wright, Danielle		0-2	0-2		0-0	0	1	1	0	0	0	3	0	0	12
20	Swafford, Jada		0-0	0-0		0-0	0	1	1	0	0	0	2	0	0	3
21	Larry, Whitley		0-0	0-0		0-0	0	1	1	0	0	0	1	1	0	5
31	Woods, Asia		2-8	0-1		0-1	1	0	1	1	4	0	1	0	0	11
32	Mundy, Kayla		1-4	0-0		0-1	0	1	1	2	2	0	1	0	0	12
Team							5	4	9							
Totals			17-56	4-15		10-14	9	19	28	14	48	4	25	2	8	200

1st - FG %: 7-19 36.8% 2nd: 4-11 36.4% 3rd: 1-13 7.7% 4th: 5-13 38.5% Game: 17-56 30.4% Deadball
 3FG %: 1-5 20.0% 1-3 33.3% 0-3 0.0% 2-4 50.0% 4-15 26.7% Rebounds
 FT %: 2-2 100.0% 2-3 66.7% 0-0 0.0% 6-9 66.7% 10-14 71.4% 2,2

Texas 80 • 6-4

##	Player		Total		3-Ptr	FT-FTA	Rebounds			PF	TP	A	TO	Blk	Stl	Min
			FG-FGA	FG-FGA			Off	Def	Tot							
24	Holmes, Joyner	f	2-6	0-1		2-4	1	9	10	2	6	3	3	1	2	25
40	Lang, Kelsey	c	11-11	0-0		1-1	5	5	10	3	23	0	1	2	0	29
11	McCarty, Brooke	g	3-11	2-8		0-0	0	2	2	0	8	3	4	0	1	23
20	Taylor, Brianna	g	3-3	0-0		0-0	0	3	3	2	6	3	1	1	1	13
23	Atkins, Ariel	g	5-8	2-4		3-4	1	4	5	1	15	2	0	0	1	19
01	Sutton, Alecia		0-2	0-0		0-0	0	0	0	2	0	1	1	0	1	11
05	Hosey, Jordan		0-0	0-0		0-0	0	0	0	1	0	0	0	0	1	7
10	Higgs, Lashann		4-10	0-1		0-0	3	0	3	1	8	1	2	0	5	17
12	Underwood, Jada		1-2	0-0		0-0	1	2	3	2	2	3	1	1	0	12
14	Aborowa, Olamide		1-3	0-0		1-2	0	1	1	1	3	0	2	0	0	8
22	Foman, Tasia		3-8	0-2		2-3	0	1	1	2	8	6	1	1	3	17
30	Caron-Goudreau, K.		0-0	0-0		1-2	1	3	4	1	1	0	2	1	0	19
Team							0	2	2							
Totals			33-64	4-16		10-16	12	32	44	18	80	22	18	7	15	200

1st - FG %: 11-18 61.1% 2nd: 7-19 36.8% 3rd: 10-15 66.7% 4th: 5-12 41.7% Game: 33-64 51.6% Deadball
 3FG %: 0-4 0.0% 2-8 25.0% 2-4 50.0% 0-0 0.0% 4-16 25.0% Rebounds
 FT %: 2-5 40.0% 3-4 75.0% 3-3 100.0% 2-4 50.0% 10-16 62.5% 4

Officials: Gina Cross, Michael McConnell, Chaney Muench
 Technical fouls: New Orleans-None. Texas-None.
 Attendance: 2567

Score by periods	1st	2nd	3rd	4th	Total
New Orleans	17	11	2	18	48
Texas	24	19	25	12	80

	In	Off	2nd	Fast	
Points	Paint	T/O	Chance	Break	Bench
UNO	20	9	5	4	23
UT	48	23	6	12	22

Last FG - UNO 4th-00:55, UT 4th-04:29.
 Largest lead - UNO by 2 1st-09:46, UT by 40 4th-08:41.
 UNO led for 00:40. UT led for 38:19. Game was tied for 00:40.

Score tied - 1 time.
 Lead changed - 1 time.

Official Basketball Box Score -- Game Totals -- Final Statistics

Texas Tech vs Texas

12/29/16 7:02 P.M. at Austin, TX (Frank Erwin Center)

Texas Tech 47 • 8-4, 0-1

##	Player		Total		3-Ptr	FT-FTA	Rebounds			PF	TP	A	TO	Blk	Stl	Min
			FG-FGA	FG-FGA	FG-FGA		Off	Def	Tot							
23	Guirantes, Arella	f	1-5	0-2	0-0	0-0	1	1	2	4	2	0	5	1	0	19
12	Terry, Jada	c	2-6	0-0	1-1	1-1	2	2	4	1	5	1	4	1	0	31
02	CookTaylor, Ivonne	g	2-10	0-0	0-0	0-0	1	3	4	2	4	1	2	0	3	28
04	Caldwell, Reece	g	10-20	4-9	0-0	0-0	0	0	0	3	24	2	3	0	1	34
05	Brooks, Larryn	g	3-7	3-6	0-0	0-0	0	3	3	4	9	0	3	0	0	33
10	Bright, Grayson		0-1	0-0	0-0	0-0	0	1	1	0	0	0	0	0	0	13
20	Brewer, Brittany		1-7	0-0	1-2	1-2	2	7	9	1	3	0	1	3	1	32
32	Olabode, Dayo		0-0	0-0	0-0	0-0	0	1	1	0	0	0	0	0	0	3
42	McKenzie, Ionna		0-0	0-0	0-0	0-0	0	1	1	0	0	0	0	0	0	7
Team							1	2	3							
Totals			19-56	7-17	2-3	2-3	7	21	28	15	47	4	18	5	5	200

1st - FG %: 5-12 41.7% 2nd: 2-15 13.3% 3rd: 5-12 41.7% 4th: 7-17 41.2% Game: 19-56 33.9% Deadball
 3FG %: 2-4 50.0% 1-3 33.3% 0-2 0.0% 4-8 50.0% 7-17 41.2% Rebounds
 FT %: 0-0 0.0% 0-0 0.0% 1-1 100.0% 1-2 50.0% 2-3 66.7% 2,1

Texas 67 • 7-4, 1-0

##	Player		Total		3-Ptr	FT-FTA	Rebounds			PF	TP	A	TO	Blk	Stl	Min
			FG-FGA	FG-FGA	FG-FGA		Off	Def	Tot							
24	Holmes, Joyner	f	5-8	0-0	0-3	0-3	2	8	10	2	10	2	2	1	1	28
40	Lang, Kelsey	c	4-13	0-1	0-0	0-0	6	7	13	3	8	2	1	1	0	31
11	McCarty, Brooke	g	6-9	2-4	2-2	2-2	1	3	4	0	16	1	1	0	0	33
20	Taylor, Brianna	g	5-7	0-0	0-0	0-0	0	2	2	1	10	1	1	0	2	21
23	Atkins, Ariel	g	4-11	0-3	1-1	1-1	6	2	8	2	9	1	1	1	3	34
01	Sutton, Alecia		3-5	0-0	0-0	0-0	0	4	4	0	6	1	3	0	0	18
05	Hosey, Jordan		1-5	0-0	0-0	0-0	1	0	1	0	2	0	2	0	0	11
10	Higgs, Lashann		3-5	0-0	0-2	0-2	0	1	1	0	6	0	0	0	1	7
12	Underwood, Jada		0-2	0-0	0-0	0-0	0	0	0	2	0	0	1	0	1	5
22	Foman, Tasia		0-6	0-3	0-0	0-0	2	0	2	1	0	0	0	0	0	7
30	Caron-Goudreau, K.		0-0	0-0	0-0	0-0	1	0	1	0	0	0	0	0	0	5
Team							1	2	3							
Totals			31-71	2-11	3-8	3-8	20	29	49	11	67	8	12	3	8	200

1st - FG %: 8-18 44.4% 2nd: 7-10 70.0% 3rd: 8-25 32.0% 4th: 8-18 44.4% Game: 31-71 43.7% Deadball
 3FG %: 0-2 0.0% 0-0 0.0% 1-7 14.3% 1-2 50.0% 2-11 18.2% Rebounds
 FT %: 0-1 0.0% 0-2 0.0% 1-1 100.0% 2-4 50.0% 3-8 37.5% 3

Officials: Jesse Dickerson, Cameron Inouye, Julie Krommenhoek

Technical fouls: Texas Tech-None. Texas-None.

Attendance: 4093

Score by periods	1st	2nd	3rd	4th	Total
Texas Tech	12	5	11	19	47
Texas	16	14	18	19	67

	In Paint	Off T/O	2nd Chance	Fast Break	Bench
Points TTU	8	6	3	3	3
UT	42	22	16	18	14

Last FG - TTU 4th-01:49, UT 4th-00:58.

Largest lead - TTU None, UT by 25 4th-07:14.

TTU led for 00:00. UT led for 39:18. Game was tied for 00:26.

Score tied - 0 times.

Lead changed - 0 times.

Official Basketball Box Score -- Game Totals -- Final Statistics

Texas vs Iowa State

01/01/17 12:03 p.m. at Hilton Coliseum - Ames, Iowa

Texas 75 • 8-4, 2-0

##	Player		Total		3-Ptr	Rebounds			PF	TP	A	TO	Blk	Stl	Min
			FG-FGA	FG-FGA	FT-FTA	Off	Def	Tot							
11	McCarty, Brooke	*	5-8	1-4	2-2	0	1	1	1	13	6	3	0	1	39
20	Taylor, Brianna	*	2-7	0-1	0-0	1	3	4	2	4	2	2	0	3	32
23	Atkins, Ariel	*	10-17	3-5	2-2	0	2	2	4	25	1	2	0	0	31
24	Holmes, Joyner	*	2-10	0-0	3-4	2	3	5	3	7	0	3	2	1	28
40	Lang, Kelsey	*	4-7	0-0	3-6	4	8	12	3	11	1	0	5	0	36
01	Sutton, Alecia		3-5	1-1	0-0	0	1	1	1	7	2	3	0	1	16
10	Higgs, Lashann		3-5	0-0	2-2	2	4	6	0	8	2	1	0	1	13
12	Underwood, Jada		0-2	0-0	0-0	0	0	0	1	0	0	0	0	0	2
22	Foman, Tasia		0-0	0-0	0-0	0	0	0	3	0	0	0	0	0	3
Team						1	2	3							
Totals			29-61	5-11	12-16	10	24	34	18	75	14	14	7	7	200

1st - FG %: 8-20 40.0% 2nd: 9-16 56.3% 3rd: 4-10 40.0% 4th: 8-15 53.3% Game: 29-61 47.5% Deadball
 3FG %: 3-8 37.5% 1-1 100.0% 0-0 0.0% 1-2 50.0% 5-11 45.5% Rebounds
 FT %: 1-2 50.0% 2-2 100.0% 0-2 0.0% 9-10 90.0% 12-16 75.0% 2

Iowa State 68 • 9-4, 0-2

##	Player		Total		3-Ptr	Rebounds			PF	TP	A	TO	Blk	Stl	Min
			FG-FGA	FG-FGA	FT-FTA	Off	Def	Tot							
04	Bowe, Heather	*	3-8	2-5	2-4	0	4	4	4	10	1	1	0	1	25
11	Buckley, Jadda	*	7-13	1-2	4-4	0	3	3	2	19	7	3	0	2	37
12	Johnson, Seanna	*	7-13	1-2	2-2	3	6	9	2	17	5	6	0	1	37
21	Carleton, Bridget	*	2-10	1-6	3-3	0	1	1	3	8	1	3	0	1	30
32	Burkhal, Meredith	*	5-10	1-3	0-0	0	5	5	4	11	0	1	1	0	28
03	Durr, Emily		0-1	0-1	0-0	1	0	1	1	0	0	0	0	0	2
10	Washington, Nia		0-1	0-1	0-0	0	0	0	0	0	0	0	0	0	3
13	Camber, Adriana		0-4	0-2	0-0	0	1	1	2	0	0	0	0	1	19
22	Starks, TeeTee		1-1	0-0	1-2	1	3	4	1	3	2	2	0	1	19
Team						7	1	8				1			
Totals			25-61	6-22	12-15	12	24	36	19	68	16	17	1	7	200

1st - FG %: 8-15 53.3% 2nd: 3-20 15.0% 3rd: 6-11 54.5% 4th: 8-15 53.3% Game: 25-61 41.0% Deadball
 3FG %: 3-7 42.9% 0-6 0.0% 1-3 33.3% 2-6 33.3% 6-22 27.3% Rebounds
 FT %: 2-2 100.0% 3-4 75.0% 3-4 75.0% 4-5 80.0% 12-15 80.0% 3

Officials: Brian Hall, Amy Bonner, Kevin Pethtel

Technical fouls: Texas-None. Iowa State-None.

Attendance: 7915

AP Ranking: UT #16

Fouled Out: none

Score by periods	1st	2nd	3rd	4th	Total
Texas	20	21	8	26	75
Iowa State	21	9	16	22	68

Points	In Paint	Off T/O	2nd Chance	Fast Break	Bench
UT	40	16	10	6	15
ISU	26	17	5	2	3

Last FG - UT 4th-01:06, ISU 4th-00:23.

Largest lead - UT by 13 3rd-08:46, ISU by 5 2nd-09:02.

UT led for 30:25. ISU led for 07:43. Game was tied for 01:52.

Score tied - 3 times.

Lead changed - 9 times.

Official Basketball Box Score -- Game Totals -- Final Statistics

Texas vs Kansas

01/04/17 7:05 p.m. at Allen Fieldhouse

Texas 66 • 9-4, 3-0 Big 12

##	Player		Total		3-Ptr	FT-FTA	Rebounds			PF	TP	A	TO	Blk	Stl	Min
			FG-FGA	FG-FGA			Off	Def	Tot							
24	Holmes, Joyner	f	6-18	0-0		1-1	4	5	9	4	13	2	4	3	1	22
40	Lang, Kelsey	c	3-7	0-0		0-0	1	8	9	3	6	2	3	2	2	30
11	McCarty, Brooke	g	4-10	3-5		4-4	0	6	6	2	15	3	0	0	1	31
20	Taylor, Brianna	g	2-5	0-0		2-2	0	7	7	1	6	1	3	0	2	21
23	Atkins, Ariel	g	4-5	1-2		3-4	2	3	5	3	12	0	1	0	1	21
01	Sutton, Alecia		1-3	0-1		1-2	0	1	1	5	3	1	3	0	0	15
05	Hosey, Jordan		1-3	0-0		0-0	1	3	4	2	2	0	1	0	0	9
10	Higgs, Lashann		1-4	0-0		0-0	0	2	2	3	2	1	3	0	0	12
12	Underwood, Jada		2-4	0-0		0-0	2	0	2	2	4	1	7	0	0	15
14	Aborowa, Olamide		0-0	0-0		0-2	1	0	1	0	0	0	2	0	0	3
22	Foman, Tasia		1-5	1-3		0-0	1	4	5	1	3	2	3	1	0	13
30	Caron-Goudreau, K.		0-0	0-0		0-0	1	0	1	0	0	0	0	0	0	8
Team							6	3	9				1			
Totals			25-64	5-11		11-15	19	42	61	26	66	13	31	6	7	200

1st - FG %: 7-17 41.2% 2nd: 8-20 40.0% 3rd: 5-16 31.3% 4th: 5-11 45.5% Game: 25-64 39.1% Deadball
 3FG %: 1-2 50.0% 2-2 100.0% 0-4 0.0% 2-3 66.7% 5-11 45.5% Rebounds
 FT %: 2-2 100.0% 0-0 0.0% 9-11 81.8% 0-2 0.0% 11-15 73.3% 2

Kansas 54 • 6-8, 0-3 Big 12

##	Player		Total		3-Ptr	FT-FTA	Rebounds			PF	TP	A	TO	Blk	Stl	Min
			FG-FGA	FG-FGA			Off	Def	Tot							
00	Umeri, Sydney	f	0-2	0-0		0-0	0	1	1	3	0	0	3	0	1	22
02	Calvert, McKenzie	g	3-14	0-5		0-2	0	3	3	1	6	0	3	1	0	23
03	Washington, Jessica	g	7-26	0-3		9-11	6	4	10	3	23	3	5	1	0	34
22	Cheadle, Chayla	g	0-4	0-2		2-2	0	3	3	4	2	0	1	0	2	17
33	Kopatich, Kylee	g	5-13	2-6		2-2	1	2	3	1	14	1	0	2	4	32
01	Lott, Chelsea		0-0	0-0		0-0	1	0	1	1	0	0	0	0	0	2
04	Brown, Jada		1-4	0-1		0-0	1	0	1	3	2	0	0	0	3	16
12	O'Neal, Timeka		0-1	0-1		0-0	0	1	1	2	0	0	0	0	0	14
15	Robertson, Aisia		2-6	0-0		1-2	0	2	2	1	5	0	2	0	2	15
20	Christopher, Jayde		0-0	0-0		0-1	0	0	0	0	0	0	1	0	0	9
25	ManningAllen, Caelynn		1-2	0-0		0-0	2	3	5	3	2	1	2	3	1	16
Team							2	3	5							
Totals			19-72	2-18		14-20	13	22	35	22	54	5	17	7	13	200

1st - FG %: 3-19 15.8% 2nd: 9-17 52.9% 3rd: 2-18 11.1% 4th: 5-18 27.8% Game: 19-72 26.4% Deadball
 3FG %: 0-5 0.0% 2-5 40.0% 0-6 0.0% 0-2 0.0% 2-18 11.1% Rebounds
 FT %: 3-4 75.0% 1-1 100.0% 4-7 57.1% 6-8 75.0% 14-20 70.0% 4

Officials: Scott Yarbrough, Beverly Roberts, Cheryl Flores

Technical fouls: Texas-None. Kansas-None.

Attendance: 1817

UT #01 A. Sutton fouled out at 1:19 in 2nd half

Score by periods	1st	2nd	3rd	4th	Total
Texas	17	18	19	12	66
Kansas	9	21	8	16	54

Points	In Paint	Off T/O	2nd Chance	Fast Break	Bench
UT	32	10	18	10	14
KU	24	18	12	8	9

Last FG - UT 4th-04:11, KU 4th-00:51.

Largest lead - UT by 20 4th-05:28, KU None.

UT led for 39:38. KU led for 00:00. Game was tied for 00:22.

Score tied - 0 times.

Lead changed - 0 times.

Official Basketball Box Score -- Game Totals -- Final Statistics

TCU vs Texas

01/07/17 6:02 P.M. at Austin, TX (Frank Erwin Center)

TCU 54 • 8-7, 0-4

##	Player		Total		3-Ptr	Rebounds			PF	TP	A	TO	Blk	Stl	Min
			FG-FGA	FG-FGA	FT-FTA	Off	Def	Tot							
00	Okonkwo, Amy	f	3-8	0-4	0-0	0	5	5	2	6	0	2	0	1	18
15	Butts, Jada	f	0-4	0-1	5-6	0	3	3	3	5	0	0	0	0	22
33	Akomolafe, Adeola	f	0-2	0-0	4-4	3	1	4	3	4	0	2	1	0	16
23	Alix, AJ	g	2-12	1-7	0-0	0	1	1	0	5	5	5	1	0	29
25	Ray, Kianna	g	1-7	0-4	3-5	0	2	2	1	5	0	3	1	1	33
01	Thompson, Toree		4-6	2-3	2-2	0	1	1	2	12	1	1	0	1	22
03	Christian, Mikayla		1-5	0-3	0-0	1	0	1	2	2	0	1	0	0	14
10	Rainey, Danielle		1-2	1-2	0-0	0	2	2	1	3	0	1	0	0	8
21	Coleman, Sydney		0-0	0-0	0-0	0	0	0	1	0	0	0	0	2	4
22	Moore, Jordan		5-10	0-0	1-2	4	0	4	5	11	0	6	0	0	19
31	Hellessey, Ella		0-0	0-0	0-0	0	1	1	1	0	0	0	0	0	7
55	Willie, Carol		0-1	0-0	1-2	0	0	0	0	1	0	0	0	0	8
Team						3	3	6							
Totals			17-57	4-24	16-21	11	19	30	21	54	6	21	3	5	200

1st - FG %: 6-16 37.5% 2nd: 3-16 18.8% 3rd: 2-10 20.0% 4th: 6-15 40.0% Game: 17-57 29.8% Deadball
 3FG %: 1-8 12.5% 1-7 14.3% 0-5 0.0% 2-4 50.0% 4-24 16.7% Rebounds
 FT %: 0-0 0.0% 1-4 25.0% 9-10 90.0% 6-7 85.7% 16-21 76.2% 6

Texas 83 • 10-4, 4-0

##	Player		Total		3-Ptr	Rebounds			PF	TP	A	TO	Blk	Stl	Min
			FG-FGA	FG-FGA	FT-FTA	Off	Def	Tot							
24	Holmes, Joyner	f	9-16	0-0	0-0	5	3	8	0	18	1	2	0	2	24
40	Lang, Kelsey	c	1-4	0-0	4-6	6	8	14	4	6	0	2	3	0	28
11	McCarty, Brooke	g	6-12	2-5	2-2	0	5	5	1	16	5	0	1	2	28
20	Taylor, Brianna	g	1-5	0-0	0-2	3	1	4	0	2	2	2	0	2	20
23	Atkins, Ariel	g	6-14	1-3	1-3	2	3	5	2	14	1	1	0	4	25
01	Sutton, Alecia		3-6	0-1	1-2	0	3	3	2	7	1	3	0	0	24
05	Hosey, Jordan		1-1	0-0	1-2	0	1	1	0	3	0	0	0	0	8
10	Higgs, Lashann		4-5	0-0	1-4	1	1	2	0	9	2	4	0	2	13
12	Underwood, Jada		1-2	0-0	2-2	2	0	2	3	4	2	2	0	0	12
14	Aborowa, Olamide		0-0	0-0	0-0	0	0	0	1	0	0	0	0	0	2
30	Caron-Goudreau, K.		2-3	0-1	0-0	0	2	2	5	4	1	2	2	0	16
Team						2	1	3							
Totals			34-68	3-10	12-23	21	28	49	18	83	15	18	6	12	200

1st - FG %: 7-17 41.2% 2nd: 5-13 38.5% 3rd: 10-21 47.6% 4th: 12-17 70.6% Game: 34-68 50.0% Deadball
 3FG %: 2-5 40.0% 0-2 0.0% 1-3 33.3% 0-0 0.0% 3-10 30.0% Rebounds
 FT %: 0-0 0.0% 6-10 60.0% 3-6 50.0% 3-7 42.9% 12-23 52.2% 5

Officials: Laura Morris, Gina Cross, Eric Brewton

Technical fouls: TCU-None. Texas-None.

Attendance: 3864

Score by periods	1st	2nd	3rd	4th	Total
TCU	13	8	13	20	54
Texas	16	16	24	27	83

	In Paint	Off T/O	2nd Chance	Fast Break	Bench
Points TCU	22	6	6	7	29
UT	38	22	21	12	27

Last FG - TCU 4th-00:51, UT 4th-00:16.

Largest lead - TCU None, UT by 32 4th-03:24.

TCU led for 00:00. UT led for 39:08. Game was tied for 00:48.

Score tied - 1 time.

Lead changed - 0 times.

Official Basketball Box Score -- Game Totals -- Final Statistics
Oklahoma State vs Texas
01/10/17 7:02 P.M. at Austin, TX (Frank Erwin Center)

Oklahoma State 35 • 12-4, 2-3

##	Player		Total		3-Ptr	FT-FTA	Rebounds			PF	TP	A	TO	Blk	Stl	Min
			FG	FGA	FG-FGA		Off	Def	Tot							
03	Coleman, Mandy	f	1-2	0-0	0-0	0-0	0	3	3	3	2	1	3	0	0	9
45	Loecker, Katelyn	f	1-4	0-0	0-0	0-0	1	2	3	4	2	2	0	0	0	28
54	Jensen, Kaylee	c	3-19	0-3	4-6	4-6	5	5	10	3	10	0	4	2	1	38
05	Omozee, Diana	g	2-6	0-0	0-0	0-0	2	4	6	1	4	0	0	0	1	29
24	Wheeler, Karli	g	2-14	1-7	2-4	2-4	0	1	1	2	7	0	2	1	0	28
10	Small, Shakila		0-1	0-1	0-0	0-0	0	1	1	1	0	0	1	0	0	2
11	Combs, Areanna		1-2	0-0	2-5	2-5	1	2	3	2	4	0	1	0	0	12
13	Holt, Jentry		0-3	0-0	0-2	0-2	3	1	4	1	0	0	1	0	0	8
15	Echols, Rodrea		1-3	0-1	2-2	2-2	0	0	0	3	4	0	1	0	1	17
20	Jones, LaTashia		0-4	0-1	2-4	2-4	2	7	9	4	2	2	3	0	0	20
22	Bryant, Alexis		0-1	0-0	0-0	0-0	0	1	1	0	0	0	1	2	0	9
Team							3	2	5							
Totals			11-59	1-13	12-23	12-23	17	29	46	24	35	5	17	5	3	200

1st - FG %: 4-17 23.5% 2nd: 1-14 7.1% 3rd: 4-14 28.6% 4th: 2-14 14.3% Game: 11-59 18.6% Deadball
 3FG %: 0-5 0.0% 0-1 0.0% 0-2 0.0% 1-5 20.0% 1-13 7.7% Rebounds
 FT %: 0-0 0.0% 2-7 28.6% 1-4 25.0% 9-12 75.0% 12-23 52.2% 6,2

Texas 66 • 11-4, 5-0

##	Player		Total		3-Ptr	FT-FTA	Rebounds			PF	TP	A	TO	Blk	Stl	Min
			FG	FGA	FG-FGA		Off	Def	Tot							
24	Holmes, Joyner	f	3-13	0-0	3-3	3-3	2	7	9	2	9	2	3	3	1	23
40	Lang, Kelsey	c	2-12	0-0	0-0	0-0	2	6	8	3	4	2	2	1	0	25
11	McCarty, Brooke	g	5-11	4-6	2-3	2-3	0	4	4	2	16	1	1	0	0	27
20	Taylor, Brianna	g	0-2	0-0	1-2	1-2	2	2	4	2	1	1	2	1	1	22
23	Atkins, Ariel	g	2-6	0-2	1-2	1-2	2	6	8	2	5	3	1	1	1	30
01	Sutton, Alecia		2-3	1-1	4-4	4-4	2	1	3	2	9	1	0	0	1	16
05	Hosey, Jordan		0-0	0-0	2-2	2-2	0	0	0	1	2	0	0	0	0	3
10	Higgs, Lashann		4-9	0-1	1-3	1-3	0	1	1	0	9	0	0	0	1	13
12	Underwood, Jada		0-0	0-0	4-6	4-6	0	1	1	3	4	1	0	0	1	12
14	Aborowa, Olamide		0-0	0-0	0-0	0-0	0	0	0	0	0	0	0	0	0	3
30	Caron-Goudreau, K.		3-5	1-1	0-0	0-0	1	1	2	1	7	0	1	1	0	17
31	Caron-Goudreau, A.		0-3	0-1	0-0	0-0	1	2	3	1	0	0	0	0	0	9
Team							2	5	7							
Totals			21-64	6-12	18-25	18-25	14	36	50	19	66	11	10	7	6	200

1st - FG %: 8-21 38.1% 2nd: 2-15 13.3% 3rd: 6-16 37.5% 4th: 5-12 41.7% Game: 21-64 32.8% Deadball
 3FG %: 2-5 40.0% 1-3 33.3% 2-2 100.0% 1-2 50.0% 6-12 50.0% Rebounds
 FT %: 4-6 66.7% 4-8 50.0% 5-6 83.3% 5-5 100.0% 18-25 72.0% 5

Officials: Bill Larence, Cameron Inouye, Maj Forsberg
 Technical fouls: Oklahoma State-None. Texas-Lang, Kelsey.
 Attendance: 2624

Score by periods	1st	2nd	3rd	4th	Total
Oklahoma State	8	4	9	14	35
Texas	22	9	19	16	66

Points	In Paint	Off T/O	2nd Chance	Fast Break	Bench
OSU	14	4	13	0	10
UT	22	18	9	2	31

Last FG - OSU 4th-02:48, UT 4th-00:43.
 Largest lead - OSU by 2 1st-09:23, UT by 32 4th-00:43.
 OSU led for 00:17. UT led for 36:50. Game was tied for 02:53.

Score tied - 2 times.
 Lead changed - 1 time.

Official Basketball Box Score -- Game Totals -- Final Statistics

Texas vs West Virginia

01/14/17 4:00 p.m. at WVU Coliseum, Morgantown, W.Va.

Texas 73 • 12-4/6-0

##	Player		Total	3-Ptr	FT-FTA	Rebounds			PF	TP	A	TO	Blk	Stl	Min
			FG-FGA	FG-FGA		Off	Def	Tot							
24	Holmes, Joyner	f	7-12	0-0	1-1	2	2	4	3	15	1	3	0	1	29
40	Lang, Kelsey	c	5-7	0-0	0-0	4	4	8	4	10	1	0	2	1	29
11	McCarty, Brooke	g	5-13	0-4	1-2	0	2	2	0	11	3	1	0	1	33
20	Taylor, Brianna	g	1-3	0-0	2-4	0	2	2	2	4	1	2	0	1	30
23	Atkins, Ariel	g	6-7	0-0	3-3	1	1	2	3	15	1	2	0	3	24
01	Sutton, Alecia		3-9	0-2	0-1	0	0	0	2	6	1	0	0	1	13
05	Hosey, Jordan		0-1	0-0	0-0	0	0	0	0	0	0	0	0	0	3
10	Higgs, Lashann		4-7	0-1	2-2	3	1	4	1	10	1	1	0	2	20
30	Caron-Goudreau, K.		0-1	0-1	0-0	0	0	0	0	0	0	0	0	1	5
31	Caron-Goudreau, A.		1-4	0-2	0-0	2	1	3	2	2	0	2	0	0	14
Team						2	1	3							
Totals			32-64	0-10	9-13	14	14	28	17	73	9	11	2	11	200

1st - FG %: 8-15 53.3% 2nd: 9-21 42.9% 3rd: 9-14 64.3% 4th: 6-14 42.9% Game: 32-64 50.0% Deadball
 3FG %: 0-3 0.0% 0-5 0.0% 0-1 0.0% 0-1 0.0% 0-10 0.0% Rebounds
 FT %: 0-0 0.0% 0-0 0.0% 7-10 70.0% 2-3 66.7% 9-13 69.2% 2

West Virginia 63 • 14-4/2-4

##	Player		Total	3-Ptr	FT-FTA	Rebounds			PF	TP	A	TO	Blk	Stl	Min
			FG-FGA	FG-FGA		Off	Def	Tot							
11	Muldrow, Teana	f	7-13	4-7	4-5	2	5	7	2	22	2	3	1	0	34
15	Montgomery, Lanay	c	5-8	0-0	2-2	6	8	14	4	12	2	6	3	1	38
05	Martin, Tynice	g	6-11	1-1	1-2	0	5	5	1	14	2	1	0	1	37
12	Ray, Chania	g	4-12	0-3	4-4	1	1	2	5	12	3	3	0	0	32
22	Pardee, Katrina	g	0-2	0-1	0-0	1	1	2	3	0	0	3	0	1	26
02	Brewer, Alexis		1-3	1-1	0-2	0	0	0	2	3	1	2	0	1	20
13	King, Kristina		0-1	0-0	0-0	0	0	0	0	0	0	3	0	0	8
24	Martin, Anja		0-1	0-0	0-0	0	0	0	0	0	0	0	0	0	5
	Team					5	0	5							
Totals			23-51	6-13	11-15	15	20	35	17	63	10	21	4	4	200

1st - FG %: 7-14 50.0% 2nd: 2-12 16.7% 3rd: 6-14 42.9% 4th: 8-11 72.7% Game: 23-51 45.1% Deadball
 3FG %: 3-6 50.0% 0-2 0.0% 2-3 66.7% 1-2 50.0% 6-13 46.2% Rebounds
 FT %: 0-0 0.0% 4-7 57.1% 2-2 100.0% 5-6 83.3% 11-15 73.3% 3

Officials: Dee Kantner, Felicia Grinter, Metta Roberts

Technical fouls: Texas-None. West Virginia-None.

Attendance: 4118

Ray (WVU) fouled out with 0:10.9 remaining in the game.

Score by periods	1st	2nd	3rd	4th	Total
Texas	16	18	25	14	73
West Virginia	17	8	16	22	63

Points	In Paint	Off T/O	2nd Chance	Fast Break	Bench
UT	48	30	16	16	18
WVU	24	10	9	6	3

Last FG - UT 4th-00:55, WVU 4th-01:02.

Largest lead - UT by 22 4th-06:37, WVU by 6 1st-06:40.

UT led for 29:06. WVU led for 09:14. Game was tied for 01:35.

Score tied - 2 times.

Lead changed - 1 time.

Official Basketball Box Score -- Game Totals -- Final Statistics

Oklahoma vs Texas

01/17/17 6:03 P.M. at Austin, TX (Frank Erwin Center)

Oklahoma 68 • 14-5, 5-2

##	Player		Total		3-Ptr		Rebounds			PF	TP	A	TO	Blk	Stl	Min
			FG-FGA		FG-FGA		FT-FTA	Off	Def	Tot						
32	Mulkey, Nancy	c	0-1		0-0		0-0	1	1	2	1	0	0	0	0	5
10	Little, Peyton	g	5-16		2-8		2-2	2	2	4	4	14	1	2	0	31
21	Ortiz, Gabbi	g	1-5		0-1		0-0	0	5	5	5	2	4	3	0	23
23	Manning, Maddie	g	3-7		3-6		0-0	1	3	4	2	9	1	3	1	40
25	Carter, Gioya	g	1-6		1-2		0-0	0	1	1	2	3	1	4	0	16
00	Pierre-Louis, Vionise		5-10		0-0		6-7	3	4	7	1	16	1	2	4	35
01	Williams, LaNesia		0-2		0-0		0-0	0	1	1	0	0	1	0	0	8
02	Edwards, T'ona		4-7		1-3		0-0	1	2	3	4	9	1	2	0	17
33	Dungee, Chelsea		2-6		1-3		10-10	3	1	4	3	15	0	0	0	25
Team								0	2	2						
Totals			21-60		8-23		18-19	11	22	33	22	68	10	16	5	200

1st - FG %: 7-17 41.2% 2nd: 4-15 26.7% 3rd: 6-15 40.0% 4th: 4-13 30.8% Game: 21-60 35.0% Deadball
 3FG %: 3-7 42.9% 2-4 50.0% 2-7 28.6% 1-5 20.0% 8-23 34.8% Rebounds
 FT %: 2-3 66.7% 0-0 0.0% 8-8 100.0% 8-8 100.0% 18-19 94.7% 0

Texas 86 • 13-4, 7-0

##	Player		Total		3-Ptr		Rebounds			PF	TP	A	TO	Blk	Stl	Min
			FG-FGA		FG-FGA		FT-FTA	Off	Def	Tot						
24	Holmes, Joyner	f	8-14		0-0		4-5	4	6	10	1	20	3	3	2	34
40	Lang, Kelsey	c	5-9		0-0		1-2	1	2	3	3	11	1	1	0	26
11	McCarty, Brooke	g	4-13		4-8		4-6	0	4	4	3	16	3	1	0	37
20	Taylor, Brianna	g	0-0		0-0		0-0	4	7	11	0	0	4	4	0	20
23	Atkins, Ariel	g	9-13		0-1		1-2	2	2	4	5	19	2	2	0	29
01	Sutton, Alecia		1-9		0-2		0-0	0	3	3	1	2	2	0	0	16
10	Higgs, Lashann		6-8		1-1		2-4	1	3	4	2	15	2	2	0	19
30	Caron-Goudreau, K.		0-0		0-0		0-0	0	0	0	1	0	0	1	0	7
31	Caron-Goudreau, A.		1-3		0-0		1-2	4	0	4	1	3	0	2	1	12
Team								0	2	2						
Totals			34-69		5-12		13-21	16	29	45	17	86	17	16	3	200

1st - FG %: 10-21 47.6% 2nd: 7-16 43.8% 3rd: 7-15 46.7% 4th: 10-17 58.8% Game: 34-69 49.3% Deadball
 3FG %: 2-3 66.7% 1-3 33.3% 2-4 50.0% 0-2 0.0% 5-12 41.7% Rebounds
 FT %: 1-2 50.0% 2-4 50.0% 0-0 0.0% 10-15 66.7% 13-21 61.9% 5

Officials: Mark Zentz, Brian Hall, Gina Cross

Technical fouls: Oklahoma-Edwards, T'ona; Pierre-Louis, Vionise. Texas-Lang, Kelsey.

Attendance: 3259

Score by periods	1st	2nd	3rd	4th	Total
Oklahoma	19	10	22	17	68
Texas	23	17	16	30	86

Points	In Paint	Off T/O	2nd Chance	Fast Break	Bench
OU	22	13	13	2	40
UT	34	12	17	12	20

Last FG - OU 4th-02:32, UT 4th-00:05.

Largest lead - OU by 4 1st-05:54, UT by 18 4th-00:05.

OU led for 02:22. UT led for 33:36. Game was tied for 04:02.

Score tied - 4 times.

Lead changed - 3 times.

Official Basketball Box Score -- Game Totals -- Final Statistics
Texas vs Texas Tech
01/21/17 6:00 pm at United Supermarkets Arena (Lubbock, TX)

Texas 77 • 14-4, 8-0 Big 12

##	Player		Total	3-Ptr	FT-FTA	Rebounds			PF	TP	A	TO	Blk	Stl	Min
			FG-FGA	FG-FGA		Off	Def	Tot							
40	Lang, Kelsey	c	3-8	0-0	2-2	1	4	5	3	8	1	0	0	1	20
11	McCarty, Brooke	g	6-13	2-5	0-0	0	2	2	0	14	2	0	0	1	30
20	Taylor, Brianna	g	3-5	0-0	0-0	1	2	3	3	6	3	1	0	1	20
23	Atkins, Ariel	g	5-10	1-4	2-2	4	0	4	3	13	3	1	0	1	26
24	Holmes, Joyner	g	5-12	0-0	3-5	4	11	15	2	13	1	0	1	0	24
01	Sutton, Alecia		2-7	0-1	0-0	1	7	8	2	4	1	3	0	1	19
05	Hosey, Jordan		0-2	0-0	1-2	1	0	1	1	1	0	1	0	0	7
10	Higgs, Lashann		4-8	0-1	0-0	1	3	4	1	8	1	1	0	0	13
12	Underwood, Jada		0-2	0-0	0-2	1	0	1	2	0	0	1	0	0	6
14	Aborowa, Olamide		0-1	0-0	0-0	1	2	3	0	0	0	0	0	1	6
22	Foman, Tasia		0-1	0-0	0-0	0	0	0	0	0	0	0	0	1	6
30	Caron-Goudreau, K.		2-4	0-0	2-2	2	1	3	1	6	0	1	0	0	11
31	Caron-Goudreau, A.		2-2	0-0	0-0	0	1	1	0	4	1	0	0	0	12
Team						0	0	0							
Totals			32-75	3-11	10-15	17	33	50	18	77	13	9	1	7	200

1st - FG %: 10-20 50.0% 2nd: 7-18 38.9% 3rd: 9-19 47.4% 4th: 6-18 33.3% Game: 32-75 42.7% Deadball
 3FG %: 1-3 33.3% 1-4 25.0% 1-3 33.3% 0-1 0.0% 3-11 27.3% Rebounds
 FT %: 2-3 66.7% 4-4 100.0% 3-4 75.0% 1-4 25.0% 10-15 66.7% 2

Texas Tech 57 • 11-7, 3-4 Big 12

			Total	3-Ptr	Rebounds										
##	Player		FG-FGA	FG-FGA	FT-FTA	Off	Def	Tot	PF	TP	A	TO	Blk	Stl	Min
20	Brewer, Brittany	f	3-6	0-0	0-1	1	1	2	2	6	0	2	1	0	20
12	Terry, Jada	c	7-13	0-0	1-2	4	2	6	1	15	1	0	0	0	27
02	CookTaylor, Ivonne	g	3-11	0-0	2-2	0	4	4	2	8	1	1	1	0	26
04	Caldwell, Recee	g	2-14	1-6	2-4	0	4	4	1	7	4	5	0	2	36
05	Brooks, Larryn	g	1-8	1-3	0-0	1	2	3	2	3	3	1	0	0	34
00	Blaire, Brielle		0-0	0-0	1-2	0	0	0	1	1	0	0	0	1	3
10	Bright, Grayson		2-3	2-2	0-0	0	3	3	1	6	1	2	0	0	22
30	Sanders, Zuri		0-1	0-0	1-2	2	5	7	3	1	2	3	0	0	14
32	Olabode, Dayo		3-4	3-4	1-2	1	3	4	3	10	0	0	0	0	14
42	McKenzie, Ionna		0-0	0-0	0-2	0	1	1	1	0	0	0	0	0	4
Team						0	4	4							
Totals			21-60	7-15	8-17	9	29	38	17	57	12	14	2	3	200

1st - FG %: 7-18 38.9% 2nd: 4-14 28.6% 3rd: 7-16 43.8% 4th: 3-12 25.0% Game: 21-60 35.0% Deadball
 3FG %: 1-3 33.3% 1-4 25.0% 3-5 60.0% 2-3 66.7% 7-15 46.7% Rebounds
 FT %: 0-1 0.0% 2-4 50.0% 1-2 50.0% 5-10 50.0% 8-17 47.1% 6

Officials: Laura Morris, Tiffany Bird, Nick Marshall
 Technical fouls: Texas-None. Texas Tech-None.
 Attendance: 5236

Score by periods	1st	2nd	3rd	4th	Total
Texas	23	19	22	13	77
Texas Tech	15	11	18	13	57

	In Paint	Off T/O	2nd Chance	Fast Break	Bench
Points					
UT	40	15	17	4	23
TTU	16	6	10	0	18

Last FG - UT 4th-02:31, TTU 4th-00:08.
 Largest lead - UT by 27 4th-06:07, TTU None.
 UT led for 39:32. TTU led for 00:00. Game was tied for 00:28.

Score tied - 0 times.
 Lead changed - 0 times.

Official Basketball Box Score -- Game Totals -- Final Statistics

Texas vs TCU

01/25/17 8:00 pm at Fort Worth, Texas (Schollmaier Arena)

Texas 77 • 15-4, 9-0

##	Player		Total	3-Ptr	FT-FTA	Rebounds			PF	TP	A	TO	Blk	Stl	Min
			FG-FGA	FG-FGA		Off	Def	Tot							
24	Holmes, Joyner	f	6-12	0-0	3-5	5	9	14	3	15	0	2	2	0	31
40	Lang, Kelsey	c	4-7	0-0	0-0	1	2	3	3	8	0	3	5	0	25
11	McCarty, Brooke	g	5-14	3-9	1-2	0	1	1	2	14	4	2	1	1	39
20	Taylor, Brianna	g	2-4	0-0	0-0	2	1	3	4	4	4	2	1	1	22
23	Atkins, Ariel	g	7-16	3-6	0-0	3	1	4	3	17	2	2	0	3	28
01	Sutton, Alecia		0-1	0-1	0-0	0	0	0	1	0	1	0	0	0	8
10	Higgs, Lashann		7-11	0-2	0-0	1	3	4	2	14	3	3	0	0	22
12	Underwood, Jada		0-0	0-0	0-0	0	1	1	0	0	0	0	0	0	2
22	Foman, Tasia		0-2	0-2	0-0	0	0	0	1	0	1	1	0	0	4
30	Caron-Goudreau, K.		2-3	0-0	1-2	4	1	5	3	5	2	0	1	0	16
31	Caron-Goudreau, A.		0-0	0-0	0-2	1	0	1	1	0	0	0	0	0	3
Team						0	5	5							
Totals			33-70	6-20	5-11	17	24	41	23	77	17	15	10	5	200

1st - FG %: 10-16 62.5% 2nd: 6-20 30.0% 3rd: 9-20 45.0% 4th: 8-14 57.1% Game: 33-70 47.1% Deadball
 3FG %: 3-4 75.0% 0-8 0.0% 1-3 33.3% 2-5 40.0% 6-20 30.0% Rebounds
 FT %: 1-4 25.0% 1-2 50.0% 0-0 0.0% 3-5 60.0% 5-11 45.5% 5,2

TCU 69 • 10-10, 2-7

##	Player		Total	3-Ptr	FT-FTA	Rebounds			PF	TP	A	TO	Blk	Stl	Min
			FG-FGA	FG-FGA		Off	Def	Tot							
00	Okonkwo, Amy	f	3-11	2-5	5-6	2	4	6	4	13	2	1	0	1	26
22	Moore, Jordan	f	1-4	0-0	0-2	4	1	5	5	2	0	3	0	0	16
01	Thompson, Toree	g	1-7	0-3	4-4	0	4	4	2	6	0	0	0	0	25
15	Butts, Jada	g	3-10	0-0	3-3	2	4	6	4	9	0	5	0	1	23
23	Alix, AJ	g	4-10	2-4	2-2	0	1	1	1	12	3	3	0	2	37
04	Ramirez, Amber		5-9	3-6	2-2	0	3	3	1	15	0	2	0	0	18
21	Coleman, Sydney		0-1	0-0	0-0	0	0	0	0	0	0	0	0	0	6
25	Ray, Kianna		2-3	1-2	1-2	0	1	1	1	6	0	0	0	0	17
33	Akomolafe, Adeola		1-3	0-0	4-4	2	1	3	2	6	1	1	0	2	24
55	Willie, Carol		0-2	0-0	0-0	1	1	2	2	0	0	1	0	0	8
Team						5	0	5							
Totals			20-60	8-20	21-25	16	20	36	22	69	6	16	0	6	200

1st - FG %: 6-17 35.3% 2nd: 5-15 33.3% 3rd: 4-11 36.4% 4th: 5-17 29.4% Game: 20-60 33.3% Deadball
 3FG %: 1-5 20.0% 4-5 80.0% 1-5 20.0% 2-5 40.0% 8-20 40.0% Rebounds
 FT %: 5-7 71.4% 2-4 50.0% 8-8 100.0% 6-6 100.0% 21-25 84.0% 2,1

Officials: Tina Napier, Cameron Inouye, Brian Garland

Technical fouls: Texas-None. TCU-None.

Attendance: 2230

Score by periods	1st	2nd	3rd	4th	Total
Texas	24	13	19	21	77
TCU	18	16	17	18	69

	In	Off	2nd	Fast	
Points	Paint	T/O	Chance	Break	Bench
UT	42	11	18	14	19
TCU	24	11	11	2	27

Last FG - UT 4th-01:02, TCU 4th-00:26.

Largest lead - UT by 9 4th-00:42, TCU by 3 1st-08:10.

UT led for 34:14. TCU led for 04:58. Game was tied for 00:47.

Score tied - 3 times.

Lead changed - 6 times.

Official Basketball Box Score -- Game Totals -- Final Statistics

West Virginia vs Texas

01/29/17 3:03 P.M. at Austin, TX (Frank Erwin Center)

West Virginia 54 • 16-6, 4-6

##	Player		Total		3-Ptr	Rebounds			PF	TP	A	TO	Blk	Stl	Min
			FG-FGA	FG-FGA	FT-FTA	Off	Def	Tot							
11	Muldraw, Teana	f	4-6	0-1	2-2	1	1	2	5	10	1	4	1	0	12
15	Montgomery, Lanay	c	4-5	0-0	3-4	1	4	5	3	11	0	3	1	1	28
05	Martin, Tynice	g	2-10	0-1	4-6	0	1	1	1	8	2	0	0	0	36
12	Ray, Chania	g	2-6	0-1	3-4	0	3	3	3	7	3	5	0	4	25
22	Pardee, Katrina	g	2-5	2-3	0-0	1	0	1	2	6	0	2	0	1	30
02	Brewer, Alexis		2-2	1-1	3-4	0	3	3	4	8	1	2	0	0	24
13	King, Kristina		0-7	0-0	0-0	3	4	7	2	0	2	4	0	1	27
20	Rhodes, Desiree		2-5	0-0	0-1	2	1	3	1	4	0	1	1	0	12
24	Martin, Anja		0-0	0-0	0-0	0	0	0	0	0	0	1	1	0	6
Team						2	1	3				1			
Totals			18-46	3-7	15-21	10	18	28	21	54	9	23	4	7	200

1st - FG %: 5-15 33.3% 2nd: 5-14 35.7% 3rd: 6-9 66.7% 4th: 2-8 25.0% Game: 18-46 39.1% Deadball
 3FG %: 1-4 25.0% 1-1 100.0% 0-1 0.0% 1-1 100.0% 3-7 42.9% Rebounds
 FT %: 2-2 100.0% 2-3 66.7% 7-10 70.0% 4-6 66.7% 15-21 71.4% 1,1

Texas 69 • 16-4, 10-0

##	Player		Total		3-Ptr	Rebounds			PF	TP	A	TO	Blk	Stl	Min
			FG-FGA	FG-FGA	FT-FTA	Off	Def	Tot							
24	Holmes, Joyner	f	4-11	0-0	2-2	3	4	7	3	10	1	3	0	0	19
40	Lang, Kelsey	c	6-9	0-0	1-1	3	5	8	4	13	0	3	2	0	26
11	McCarty, Brooke	g	6-11	3-5	0-0	0	1	1	1	15	6	2	0	1	35
20	Taylor, Brianna	g	0-1	0-0	2-2	0	2	2	3	2	0	1	0	1	14
23	Atkins, Ariel	g	2-8	0-0	3-4	2	2	4	3	7	5	2	1	1	31
01	Sutton, Alecia		0-1	0-0	2-4	1	1	2	0	2	1	1	0	1	8
05	Hosey, Jordan		1-1	0-0	0-0	0	0	0	1	2	0	0	0	1	2
10	Higgs, Lashann		5-10	0-0	0-1	0	2	2	1	10	2	1	1	3	26
12	Underwood, Jada		1-1	0-0	0-0	2	2	4	3	2	0	2	0	0	10
14	Aborowa, Olamide		0-0	0-0	0-0	0	0	0	0	0	0	0	0	0	2
30	Caron-Goudreau, K.		0-1	0-0	2-2	0	0	0	1	2	0	0	0	0	11
31	Caron-Goudreau, A.		1-1	1-1	1-1	1	4	5	1	4	0	1	1	0	16
Team						0	0	0				2			
Totals			26-55	4-6	13-17	12	23	35	21	69	15	18	5	8	200

1st - FG %: 5-13 38.5% 2nd: 7-16 43.8% 3rd: 7-13 53.8% 4th: 7-13 53.8% Game: 26-55 47.3% Deadball
 3FG %: 0-0 0.0% 0-1 0.0% 1-1 100.0% 3-4 75.0% 4-6 66.7% Rebounds
 FT %: 4-5 80.0% 2-3 66.7% 3-4 75.0% 4-5 80.0% 13-17 76.5% 2

Officials: Roy Gulbeyan, Gina Cross, Kevin Pethtel

Technical fouls: West Virginia-None. Texas-None.

Attendance: 4123

Score by periods	1st	2nd	3rd	4th	Total
West Virginia	13	13	19	9	54
Texas	14	16	18	21	69

	In	Off	2nd	Fast	
Points	Paint	T/O	Chance	Break	Bench
WVU	22	10	11	2	12
UT	28	22	9	10	22

Last FG - WVU 4th-00:11, UT 4th-01:25.

Largest lead - WVU by 4 1st-05:58, UT by 19 4th-02:31.

WVU led for 06:35. UT led for 29:39. Game was tied for 03:46.

Score tied - 4 times.

Lead changed - 4 times.

Official Basketball Box Score -- Game Totals -- Final Statistics
Texas vs Oklahoma State
02/01/17 7 p.m. at Stillwater, Okla. (Gallagher-Iba Arena)

Texas 85 • 17-4, 11-0

##	Player		Total		3-Ptr	FT-FTA	Rebounds			PF	TP	A	TO	Blk	Stl	Min
			FG-FGA	FG-FGA	FG-FGA		Off	Def	Tot							
24	Holmes, Joyner	f	4-7	0-0	0-0	4-4	3	2	5	2	12	1	2	1	0	18
40	Lang, Kelsey	c	10-14	0-0	0-0	1-1	2	10	12	3	21	0	1	2	0	34
11	McCarty, Brooke	g	6-11	4-7	0-0	0-0	0	2	2	1	16	8	0	0	0	33
20	Taylor, Brianna	g	1-3	0-0	0-0	0-0	1	0	1	3	2	6	2	0	0	20
23	Atkins, Ariel	g	11-13	3-3	1-1	1-1	2	1	3	3	26	0	1	0	2	23
01	Sutton, Alecia		0-4	0-1	0-0	0-0	0	1	1	3	0	4	1	0	2	15
05	Hosey, Jordan		1-2	0-0	0-0	0-0	1	1	2	1	2	0	2	0	0	9
10	Higgs, Lashann		2-5	0-1	0-0	0-0	1	3	4	4	4	1	1	0	1	15
12	Underwood, Jada		0-3	0-0	0-0	0-2	1	0	1	1	0	0	0	0	0	17
30	Caron-Goudreau, K.		1-1	0-0	0-0	0-0	1	1	2	2	2	0	1	0	0	5
31	Caron-Goudreau, A.		0-0	0-0	0-0	0-0	0	0	0	3	0	0	1	1	0	11
Team							0	1	1							
Totals			36-63	7-12	6-8	6-8	12	22	34	26	85	20	12	4	5	200

1st - FG %: 12-20 60.0% 2nd: 5-13 38.5% 3rd: 12-18 66.7% 4th: 7-12 58.3% Game: 36-63 57.1% Deadball
 3FG %: 2-3 66.7% 2-4 50.0% 1-3 33.3% 2-2 100.0% 7-12 58.3% Rebounds
 FT %: 0-0 0.0% 1-1 100.0% 3-5 60.0% 2-2 100.0% 6-8 75.0% 1

Oklahoma State 71 • 13-8, 3-7

##	Player		Total		3-Ptr	FT-FTA	Rebounds			PF	TP	A	TO	Blk	Stl	Min
			FG-FGA	FG-FGA	FG-FGA		Off	Def	Tot							
03	Coleman, Mandy	f	9-13	2-2	0-0	2-3	2	3	5	4	22	0	3	0	2	35
13	Holt, Jentry	f	2-5	0-0	0-0	0-2	0	0	0	3	4	0	3	0	0	16
54	Jensen, Kaylee	c	6-11	2-2	0-0	7-7	1	6	7	0	21	2	2	3	2	38
11	Combs, Areanna	g	1-6	0-0	1-2	1-2	1	5	6	1	3	2	0	0	1	37
24	Wheeler, Karli	g	2-9	0-4	11-12	11-12	0	1	1	2	15	3	2	0	1	37
15	Echols, Rodrea		0-0	0-0	0-0	0-0	0	0	0	0	0	2	1	0	0	3
20	Jones, LaTashia		2-4	1-1	1-2	1-2	1	0	1	2	6	0	0	1	0	26
45	Loecker, Katelyn		0-0	0-0	0-0	0-0	0	1	1	0	0	0	0	0	0	8
Team							2	0	2				2			
Totals			22-48	5-9	22-28	22-28	7	16	23	12	71	9	13	4	6	200

1st - FG %: 6-13 46.2% 2nd: 9-14 64.3% 3rd: 5-11 45.5% 4th: 2-10 20.0% Game: 22-48 45.8% Deadball
 3FG %: 2-2 100.0% 1-2 50.0% 2-2 100.0% 0-3 0.0% 5-9 55.6% Rebounds
 FT %: 5-8 62.5% 4-4 100.0% 6-9 66.7% 7-7 100.0% 22-28 78.6% 3

Officials: Scott Yarbrough, Felicia Grinter, Brian Hall
 Technical fouls: Texas-None. Oklahoma State-None.
 Attendance: 1846

Score by periods	1st	2nd	3rd	4th	Total
Texas	26	13	28	18	85
Oklahoma State	19	23	18	11	71

	In	Off	2nd	Fast	
Points	Paint	T/O	Chance	Break	Bench
UT	42	11	16	10	8
OSU	26	14	2	2	6

Last FG - UT 4th-00:58, OSU 4th-06:16.
 Largest lead - UT by 16 4th-05:14, OSU by 6 3rd-09:41.
 UT led for 32:30. OSU led for 05:26. Game was tied for 02:03.

Score tied - 6 times.
 Lead changed - 4 times.

Official Basketball Box Score -- Game Totals -- Final Statistics
Kansas State vs Texas
02/04/17 5:02 P.M. at Austin, TX (Frank Erwin Center)

Kansas State 58 • 17-7, 7-5

##	Player		Total		3-Ptr	Rebounds			PF	TP	A	TO	Blk	Stl	Min
			FG-FGA	FG-FGA	FT-FTA	Off	Def	Tot							
01	Page, Kaylee	f	1-6	1-4	0-0	0	3	3	1	3	0	3	1	1	29
50	Martin, Shaelyn	f	1-4	0-2	0-0	1	0	1	2	2	2	3	0	0	14
22	Lewis, Breanna	c	6-11	0-0	2-6	1	3	4	3	14	0	3	0	0	30
21	Middlebrook, Karyla	g	5-12	1-1	1-1	0	4	4	4	12	1	2	0	0	35
24	Wesemann, Kindred	g	6-11	2-5	7-7	0	3	3	3	21	4	2	0	2	37
00	Sheble, Jessica		0-0	0-0	0-0	0	0	0	0	0	0	0	0	0	6
03	Page, Lanie		1-5	0-3	0-0	0	0	0	1	2	0	0	0	0	5
10	Goth, Kayla		0-1	0-0	0-0	0	0	0	0	0	0	2	0	0	9
11	Williams, Peyton		1-3	0-0	0-0	3	4	7	0	2	0	0	0	0	17
12	Thomson, Kelly		0-0	0-0	0-0	0	0	0	0	0	0	0	0	0	0+
13	Willock, Eternati		1-3	0-0	0-0	3	6	9	5	2	0	6	1	0	18
Team						2	1	3							
Totals			22-56	4-15	10-14	10	24	34	19	58	7	21	2	3	200

1st - FG %: 6-13 46.2% 2nd: 5-14 35.7% 3rd: 5-13 38.5% 4th: 6-16 37.5% Game: 22-56 39.3% Deadball
 3FG %: 1-3 33.3% 0-5 0.0% 0-0 0.0% 3-7 42.9% 4-15 26.7% Rebounds
 FT %: 3-3 100.0% 0-0 0.0% 2-4 50.0% 5-7 71.4% 10-14 71.4% 3,1

Texas 63 • 18-4, 12-0

##	Player		Total		3-Ptr	Rebounds			PF	TP	A	TO	Blk	Stl	Min
			FG-FGA	FG-FGA	FT-FTA	Off	Def	Tot							
24	Holmes, Joyner	f	9-16	0-0	3-5	4	5	9	4	21	2	4	2	3	34
40	Lang, Kelsey	c	4-9	0-0	2-2	3	6	9	2	10	1	2	5	1	35
11	McCarty, Brooke	g	4-8	2-3	1-2	1	5	6	1	11	2	1	0	1	39
20	Taylor, Brianna	g	3-9	0-0	0-0	1	2	3	3	6	3	2	0	0	22
23	Atkins, Ariel	g	2-6	1-2	0-0	0	1	1	3	5	2	2	0	2	34
01	Sutton, Alecia		0-2	0-1	0-0	0	0	0	0	0	1	0	0	0	8
05	Hosey, Jordan		0-0	0-0	0-0	0	0	0	0	0	0	0	0	0	0+
10	Higgs, Lashann		2-4	0-0	1-6	1	2	3	2	5	2	4	0	0	13
12	Underwood, Jada		0-1	0-0	0-0	0	0	0	0	0	0	0	0	0	4
31	Caron-Goudreau, A.		2-5	0-0	1-2	2	0	2	2	5	1	0	0	2	11
Team						1	3	4							
Totals			26-60	3-6	8-17	13	24	37	17	63	14	15	7	9	200

1st - FG %: 9-14 64.3% 2nd: 2-14 14.3% 3rd: 7-18 38.9% 4th: 8-14 57.1% Game: 26-60 43.3% Deadball
 3FG %: 1-1 100.0% 1-3 33.3% 0-1 0.0% 1-1 100.0% 3-6 50.0% Rebounds
 FT %: 1-4 25.0% 2-2 100.0% 3-5 60.0% 2-6 33.3% 8-17 47.1% 5,1

Officials: Beverly Roberts, Tina Napier, Maj Forsberg
 Technical fouls: Kansas State-None. Texas-McCarty, Brooke.
 Attendance: 3781

Score by periods	1st	2nd	3rd	4th	Total
Kansas State	16	10	12	20	58
Texas	20	7	17	19	63

	In	Off	2nd	Fast	
Points	Paint	T/O	Chance	Break	Bench
KS	28	14	4	0	6
UT	36	19	11	6	10

Last FG - KS 4th-02:54, UT 4th-00:40.
 Largest lead - KS by 7 3rd-08:23, UT by 7 1st-01:43.
 KS led for 08:44. UT led for 25:36. Game was tied for 05:09.

Score tied - 8 times.
 Lead changed - 7 times.

Official Basketball Box Score -- Game Totals -- Final Statistics

Texas vs Baylor

02/06/17 7 p.m. at Ferrell Center (Waco, Texas)

Texas 85 • 19-4(13-0)#12/13

##	Player		Total		3-Ptr		Rebounds			PF	TP	A	TO	Blk	Stl	Min
			FG-FGA		FG-FGA		FT-FTA	Off	Def	Tot						
24	Holmes, Joyner	f	6-12		0-0		6-7	0	10	10	3	18	2	1	2	35
40	Lang, Kelsey	c	0-5		0-0		1-2	3	6	9	4	1	2	2	3	33
11	McCarty, Brooke	g	9-14		2-5		2-4	1	4	5	0	22	4	3	0	35
20	Taylor, Brianna	g	1-2		0-0		0-0	0	1	1	4	2	0	1	0	13
23	Atkins, Ariel	g	8-12		1-3		3-5	2	1	3	3	20	1	1	0	35
01	Sutton, Alecia		2-3		0-0		0-0	0	1	1	0	4	1	0	0	8
10	Higgs, Lashann		6-12		0-2		4-6	1	1	2	1	16	1	0	0	25
12	Underwood, Jada		1-2		0-0		0-0	1	1	2	1	2	0	1	0	5
31	Caron-Goudreau, A.		0-2		0-0		0-0	1	0	1	0	0	0	1	1	11
Team								3	1	4						
Totals			33-64		3-10		16-24	12	26	38	16	85	11	10	6	200

1st - FG %: 9-22 40.9% 2nd: 11-15 73.3% 3rd: 8-16 50.0% 4th: 5-11 45.5% Game: 33-64 51.6% Deadball
 3FG %: 3-7 42.9% 0-1 0.0% 0-1 0.0% 0-1 0.0% 3-10 30.0% Rebounds
 FT %: 2-4 50.0% 2-3 66.7% 4-7 57.1% 8-10 80.0% 16-24 66.7% 4

Baylor 79 • 23-2 (12-1) #2/2

##	Player		Total		3-Ptr		Rebounds			PF	TP	A	TO	Blk	Stl	Min
			FG-FGA		FG-FGA		FT-FTA	Off	Def	Tot						
13	Davis, Nina	f	3-10		0-0		2-3	1	2	3	4	8	1	1	3	28
21	Brown, Kalani	c	9-15		0-0		6-9	3	3	6	2	24	2	3	2	35
04	Wallace, Kristy	g	3-8		1-2		0-0	2	5	7	4	7	6	0	0	38
12	Prince, Alexis	g	5-13		4-6		0-0	1	5	6	1	14	4	2	2	35
30	Jones, Alexis	g	7-12		3-4		2-2	1	3	4	4	19	7	2	0	31
01	Cohen, Dekeiya		1-1		0-0		0-0	1	1	2	1	2	0	1	0	5
15	Cox, Lauren		1-5		0-0		2-2	1	1	2	2	4	1	2	1	14
20	Landrum, Calveion		0-0		0-0		0-0	0	0	0	0	0	0	0	0	1
24	Chou, Natalie		0-0		0-0		0-0	1	0	1	1	0	0	1	0	3
55	Cave, Khadijah		0-2		0-0		1-2	1	2	3	0	1	0	1	0	10
Team								2	1	3						
Totals			29-66		8-12		13-18	14	23	37	19	79	21	13	8	200

1st - FG %: 6-13 46.2% 2nd: 6-19 31.6% 3rd: 8-17 47.1% 4th: 9-17 52.9% Game: 29-66 43.9% Deadball
 3FG %: 1-1 100.0% 3-5 60.0% 1-1 100.0% 3-5 60.0% 8-12 66.7% Rebounds
 FT %: 3-4 75.0% 4-4 100.0% 2-3 66.7% 4-7 57.1% 13-18 72.2% 2

Officials: R- Lisa Jones, U1- Brenda Pantoja, U2- Doug Knight

Technical fouls: Texas-None. Baylor-None.

Attendance: 7054

Score by periods	1st	2nd	3rd	4th	Total
Texas	23	24	20	18	85
Baylor	16	19	19	25	79

Points	In Paint	Off T/O	2nd Chance	Fast Break	Bench
UT	42	13	12	10	22
BU	38	12	8	0	7

Last FG - UT 4th-00:04, BU 4th-00:08.

Largest lead - UT by 16 3rd-07:50, BU None.

UT led for 39:05. BU led for 00:00. Game was tied for 00:55.

Score tied - 2 times.

Lead changed - 0 times.

Official Basketball Box Score -- Game Totals -- Final Statistics

Kansas vs Texas

02/11/17 1:32 P.M. at Austin, TX (Frank Erwin Center)

Kansas 42 • 8-17, 2-12

##	Player		Total		3-Ptr	Rebounds			PF	TP	A	TO	Blk	Stl	Min
			FG-FGA	FG-FGA	FT-FTA	Off	Def	Tot							
00	Umeri, Sydney	f	0-0	0-0	2-4	0	0	0	3	2	0	0	0	0	16
03	Washington, Jessica	g	4-17	4-10	3-4	1	3	4	2	15	0	2	0	1	26
20	Christopher, Jayde	g	2-6	0-1	0-0	0	1	1	1	4	1	2	0	1	29
22	Cheadle, Chayla	g	1-4	0-1	0-0	2	4	6	1	2	3	3	0	0	22
33	Kopatich, Kylee	g	4-13	4-8	2-2	1	3	4	1	14	2	1	0	1	35
01	Lott, Chelsea		0-0	0-0	0-0	0	0	0	1	0	1	0	0	0	2
02	Calvert, McKenzie		0-3	0-1	0-0	0	0	0	0	0	0	0	0	1	6
04	Brown, Jada		0-1	0-0	0-0	1	1	2	2	0	0	1	0	0	18
12	O'Neal, Timeka		1-4	1-3	0-0	1	1	2	0	3	0	0	0	1	18
15	Robertson, Aisia		0-5	0-0	0-2	0	0	0	1	0	0	1	0	0	7
25	ManningAllen, Caelynn		1-8	0-0	0-0	2	2	4	2	2	1	2	1	0	21
Team						5	2	7							
Totals			13-61	9-24	7-12	13	17	30	14	42	8	12	1	5	200

1st - FG %: 3-15 20.0% 2nd: 3-20 15.0% 3rd: 3-13 23.1% 4th: 4-13 30.8% Game: 13-61 21.3% Deadball
 3FG %: 3-6 50.0% 2-5 40.0% 0-5 0.0% 4-8 50.0% 9-24 37.5% Rebounds
 FT %: 1-4 25.0% 0-0 0.0% 3-4 75.0% 3-4 75.0% 7-12 58.3% 2,1

Texas 75 • 20-4, 14-0

##	Player		Total		3-Ptr	Rebounds			PF	TP	A	TO	Blk	Stl	Min
			FG-FGA	FG-FGA	FT-FTA	Off	Def	Tot							
24	Holmes, Joyner	f	6-10	0-0	3-5	6	7	13	2	15	3	3	0	0	23
40	Lang, Kelsey	c	5-7	0-0	0-0	2	4	6	2	10	1	1	3	0	23
11	McCarty, Brooke	g	3-8	1-4	0-0	0	4	4	0	7	3	0	0	0	24
20	Taylor, Brianna	g	2-4	0-0	1-2	0	1	1	2	5	0	1	0	1	17
23	Atkins, Ariel	g	3-8	0-1	2-2	4	1	5	1	8	2	0	1	1	23
01	Sutton, Alecia		1-4	0-0	0-0	0	4	4	0	2	4	1	0	0	21
05	Hosey, Jordan		2-5	0-0	4-4	0	2	2	0	8	1	0	0	1	10
10	Higgs, Lashann		3-6	0-1	0-2	4	3	7	3	6	1	0	0	1	19
12	Underwood, Jada		3-9	0-0	0-1	1	3	4	2	6	0	2	2	0	18
14	Aborowa, Olamide		2-5	0-0	0-0	2	1	3	1	4	0	0	2	0	10
31	Caron-Goudreau, A.		2-3	0-0	0-0	2	4	6	2	4	1	1	5	1	12
Team						1	3	4							
Totals			32-69	1-6	10-16	22	37	59	15	75	16	9	13	5	200

1st - FG %: 7-17 41.2% 2nd: 9-22 40.9% 3rd: 9-14 64.3% 4th: 7-16 43.8% Game: 32-69 46.4% Deadball
 3FG %: 0-3 0.0% 1-2 50.0% 0-1 0.0% 0-0 0.0% 1-6 16.7% Rebounds
 FT %: 3-5 60.0% 0-1 0.0% 2-4 50.0% 5-6 83.3% 10-16 62.5% 3,1

Officials: Felicia Grinter, Cameron Inouye, Roy Gulbeyan

Technical fouls: Kansas-None. Texas-None.

Attendance: 3974

Score by periods	1st	2nd	3rd	4th	Total
Kansas	10	8	9	15	42
Texas	17	19	20	19	75

Points	In Paint	Off T/O	2nd Chance	Fast Break	Bench
KU	8	11	3	2	5
UT	46	12	26	12	30

Last FG - KU 4th-03:09, UT 4th-00:53.

Largest lead - KU None, UT by 33 4th-06:27.

KU led for 00:00. UT led for 39:13. Game was tied for 00:47.

Score tied - 0 times.

Lead changed - 0 times.

Official Basketball Box Score -- Game Totals -- Final Statistics
Texas vs Florida State
02/13/17 7:00 pm at the Tucker Center - Tallahassee, Florida

Texas 92 • 21-4 (14-0 B12)

##	Player		Total		3-Ptr	Rebounds			PF	TP	A	TO	Blk	Stl	Min
			FG-FGA	FG-FGA	FT-FTA	Off	Def	Tot							
24	Holmes, Joyner	f	6-16	0-1	2-3	6	8	14	5	14	1	5	3	0	39
40	Lang, Kelsey	c	4-7	0-0	0-0	2	3	5	5	8	2	1	0	0	27
11	McCarty, Brooke	g	11-16	5-8	2-4	0	5	5	2	29	8	4	0	1	50
20	Taylor, Brianna	g	0-0	0-0	1-2	1	2	3	5	1	2	2	0	0	19
23	Atkins, Ariel	g	8-16	0-3	5-6	3	4	7	3	21	2	4	0	2	38
01	Sutton, Alecia		0-2	0-1	0-0	0	1	1	1	0	0	0	0	0	9
05	Hosey, Jordan		2-3	0-0	0-2	0	1	1	0	4	0	0	0	1	8
10	Higgs, Lashann		3-9	0-0	2-3	2	4	6	0	8	1	3	1	1	31
12	Underwood, Jada		0-0	0-0	0-0	0	1	1	0	0	0	1	0	0	2
14	Aborowa, Olamide		1-1	0-0	0-0	0	0	0	1	2	0	0	0	0	2
31	Caron-Goudreau, A.		2-3	0-0	1-2	1	3	4	5	5	1	1	3	0	25
Team						0	0	0							
Totals			37-73	5-13	13-22	15	32	47	27	92	17	21	7	5	250

1st - FG %: 5-16 31.3% 2nd: 5-12 41.7% 3rd: 10-13 76.9% 4th: 10-16 62.5% Game: 37-73 50.7% Deadball
 3FG %: 1-1 100.0% 1-4 25.0% 2-4 50.0% 1-2 50.0% 5-13 38.5% Rebounds
 FT %: 3-6 50.0% 1-1 100.0% 1-1 100.0% 1-2 50.0% 13-22 59.1% 8,3

Florida State 88 • 23-3 (11-1 ACC)

##	Player		Total		3-Ptr	Rebounds			PF	TP	A	TO	Blk	Stl	Min
			FG-FGA	FG-FGA	FT-FTA	Off	Def	Tot							
20	Thomas, Shakayla	f	9-34	0-0	5-7	4	7	11	3	23	1	3	0	0	42
23	Slaughter, Ivey	f	1-3	0-0	2-2	3	0	3	5	4	0	0	0	0	14
10	Romero, Leticia	g	4-7	1-3	3-3	1	0	1	5	12	0	1	0	2	26
12	Brown, Brittany	g	5-14	2-5	1-2	2	3	5	3	13	4	2	0	1	45
32	Wright, Imani	g	4-12	3-8	0-0	0	1	1	2	11	2	2	0	1	43
11	Conde, Maria		0-4	0-1	5-6	5	0	5	0	5	2	2	0	1	29
24	Ekhomu, Nicole		1-2	0-0	0-0	1	0	1	1	2	1	1	0	0	8
25	Degbeon, Ama		3-4	0-0	7-8	2	3	5	1	13	0	2	0	1	18
50	White, Chatrice		2-6	0-1	1-4	3	2	5	2	5	1	1	0	1	25
Team						6	2	8							
Totals			29-86	6-18	24-32	27	18	45	22	88	11	14	0	7	250

1st - FG %: 6-25 24.0% 2nd: 8-17 47.1% 3rd: 6-14 42.9% 4th: 4-15 26.7% Game: 29-86 33.7% Deadball
 3FG %: 1-3 33.3% 4-7 57.1% 0-1 0.0% 1-5 20.0% 6-18 33.3% Rebounds
 FT %: 2-2 100.0% 0-0 0.0% 12-15 80.0% 3-3 100.0% 24-32 75.0% 3,4

Officials: Bryan Enterline, Maj Forsberg, Felicia Grinter
 Technical fouls: Texas-None. Florida State-None.
 Attendance: 3621

Score by periods	1st	2nd	3rd	4th	OT	OT2	Total
Texas	14	12	23	22	9	12	92
Florida State	15	20	24	12	9	8	88

Points	In Paint	Off T/O	2nd Chance	Fast Break	Bench
UT	46	19	20	13	19
FS	36	17	25	5	25

Last FG - UT OT2-01:11, FS OT2-03:38.
 Largest lead - UT by 5 4th-01:25, FS by 13 3rd-00:13.
 UT led for 11:51. FS led for 33:55. Game was tied for 04:14.

Score tied - 10 times.
 Lead changed - 14 times.

Official Basketball Box Score -- Game Totals -- Final Statistics

Texas vs Oklahoma

02/18/17 1 p.m. at Lloyd Noble Center (Norman, Okla.)

Texas 73 • 21-5, 14-1

##	Player		Total		3-Ptr		Rebounds			PF	TP	A	TO	Blk	Stl	Min
			FG-FGA		FG-FGA		FT-FTA	Off	Def	Tot						
24	Holmes, Joyner	f	3-7		0-0		2-2	4	4	8	5	8	4	4	0	2
40	Lang, Kelsey	c	6-14		0-0		1-2	6	2	8	3	13	2	3	2	0
11	McCarty, Brooke	g	5-14		2-5		4-4	1	3	4	2	16	2	2	0	0
20	Taylor, Brianna	g	2-7		0-0		1-2	1	8	9	1	5	6	3	1	2
23	Atkins, Ariel	g	3-9		2-3		3-4	1	0	1	4	11	1	1	0	1
01	Sutton, Alecia		1-1		1-1		0-0	0	1	1	0	3	0	0	0	0
10	Higgs, Lashann		3-9		1-2		0-0	0	1	1	1	7	2	0	0	2
12	Underwood, Jada		2-4		0-0		0-0	0	0	0	0	4	0	0	0	0
31	Caron-Goudreau, A.		2-3		0-0		2-2	3	1	4	2	6	0	1	0	0
Team								3	1	4				1		
Totals			27-68		6-11		13-16	19	21	40	18	73	17	15	3	7

1st - FG %: 8-18 44.4% 2nd: 6-16 37.5% 3rd: 9-21 42.9% 4th: 4-13 30.8% Game: 27-68 39.7% Deadball
 3FG %: 2-4 50.0% 0-0 0.0% 2-4 50.0% 2-3 66.7% 6-11 54.5% Rebounds
 FT %: 2-2 100.0% 6-6 100.0% 1-2 50.0% 4-6 66.7% 13-16 81.3% 1

Oklahoma 74 • 21-6, 12-3

##	Player		Total		3-Ptr		Rebounds			PF	TP	A	TO	Blk	Stl	Min
			FG-FGA		FG-FGA		FT-FTA	Off	Def	Tot						
32	Mulkey, Nancy	c	3-4		0-0		1-2	0	0	0	1	7	0	1	1	2
10	Little, Peyton	g	5-12		3-6		2-2	1	1	2	1	15	0	1	0	1
21	Ortiz, Gabbi	g	5-10		1-2		3-3	1	4	5	3	14	5	0	0	2
25	Carter, Gioya	g	3-5		0-0		4-4	0	5	5	3	10	1	1	0	0
33	Dungee, Chelsea	g	2-10		1-5		0-0	0	7	7	4	5	5	4	0	0
00	Pierre-Louis, Vionise		8-12		0-0		5-7	1	3	4	5	21	0	4	3	0
01	Williams, LaNesia		1-2		0-0		0-0	0	1	1	0	2	0	1	0	0
02	Edwards, T'ona		0-0		0-0		0-0	0	0	0	1	0	0	0	0	0
03	Wyatt, Derica		0-0		0-0		0-0	0	0	0	0	0	0	1	0	0
30	Treece, McKenna		0-0		0-0		0-0	0	0	0	0	0	0	1	0	0
Team								5	3	8						
Totals			27-55		5-13		15-18	8	24	32	18	74	11	14	4	5

1st - FG %: 8-13 61.5% 2nd: 7-13 53.8% 3rd: 7-18 38.9% 4th: 5-11 45.5% Game: 27-55 49.1% Deadball
 3FG %: 0-1 0.0% 2-3 66.7% 0-4 0.0% 3-5 60.0% 5-13 38.5% Rebounds
 FT %: 5-5 100.0% 5-6 83.3% 0-1 0.0% 5-6 83.3% 15-18 83.3% 2

Officials: Lisa Mattingly, Lisa Jones, Jesse Dickerson

Technical fouls: Texas-None. Oklahoma-None.

Attendance: 6038

#00 OU fouled out with 1:56 to play. #24 Texas fouled out with :01 to play.

Score by periods	1st	2nd	3rd	4th	Total
Texas	20	18	21	14	73
Oklahoma	21	21	14	18	74

	In	Off	2nd	Fast	
Points	Paint	T/O	Chance	Break	Bench
UT	22	18	22	2	20
OU	38	20	11	4	23

Last FG - UT 4th-00:00, OU 4th-00:03.

Largest lead - UT by 6 4th-08:18, OU by 6 2nd-07:25.

UT led for 12:25. OU led for 22:58. Game was tied for 04:37.

Score tied - 9 times.

Lead changed - 16 times.

Official Basketball Box Score -- Game Totals -- Final Statistics

Baylor vs Texas

02/20/17 8:03 P.M. at Austin, TX (Frank Erwin Center)

Baylor 70 • 26-2, 15-1

			Total	3-Ptr	Rebounds										
##	Player		FG-FGA	FG-FGA	FT-FTA	Off	Def	Tot	PF	TP	A	TO	Blk	Stl	Min
13	Davis,Nina	f	2-9	0-0	3-6	2	1	3	1	7	0	1	0	0	21
21	Brown,Kalani	c	10-12	0-0	15-16	5	8	13	2	35	1	3	2	2	37
04	Wallace,Kristy	g	2-5	0-1	2-2	0	3	3	4	6	5	6	0	0	40-
12	Prince,Alexis	g	2-5	0-0	0-2	0	6	6	3	4	1	4	2	1	38
30	Jones,Alexis	g	0-4	0-0	0-0	0	0	0	1	0	1	2	0	1	9
01	Cohen,Dekeiya		2-6	0-0	2-4	3	4	7	3	6	0	0	0	0	21
15	Cox,Lauren		3-7	0-0	0-1	3	2	5	2	6	2	0	0	0	13
24	Chou,Natalie		0-1	0-0	0-0	0	0	0	1	0	0	1	0	0	5
32	Mompremier,Beatrice		2-3	0-0	0-0	2	0	2	1	4	0	2	0	0	6
55	Cave,Khadijah		0-2	0-0	2-2	0	1	1	0	2	0	0	1	0	10
Team						2	1	3	1						
Totals			23-54	0-1	24-33	17	26	43	19	70	10	19	5	4	200

1st - FG %: 5-11 45.5% 2nd: 2-16 12.5% 3rd: 8-14 57.1% 4th: 8-13 61.5% Game: 23-54 42.6% Deadball
 3FG %: 0-0 0.0% 0-1 0.0% 0-0 0.0% 0-0 0.0% 0-1 0.0% Rebounds
 FT %: 0-2 0.0% 11-12 91.7% 4-6 66.7% 9-13 69.2% 24-33 72.7% 5,3

Texas 67 • 21-6, 14-2

##	Player		Total	3-Ptr	FT-FTA	Rebounds			PF	TP	A	TO	Blk	Stl	Min
			FG-FGA	FG-FGA		Off	Def	Tot							
24	Holmes, Joyner	f	3-14	0-0	1-1	5	7	12	5	7	1	3	1	1	36
40	Lang, Kelsey	c	2-2	0-0	1-2	1	2	3	2	5	0	0	1	0	16
11	McCarty, Brooke	g	6-15	4-9	0-0	0	1	1	2	16	3	2	0	0	39
20	Taylor, Brianna	g	0-2	0-0	2-2	3	2	5	3	2	3	4	0	2	22
23	Atkins, Ariel	g	4-17	1-4	5-5	2	3	5	1	14	0	0	0	3	30
01	Sutton, Alecia		2-3	0-1	0-0	1	1	2	0	4	2	0	0	0	11
05	Hosey, Jordan		0-0	0-0	2-4	1	0	1	1	2	0	0	0	0	5
10	Higgs, Lashann		4-10	1-2	0-0	2	0	2	3	9	2	1	0	2	20
12	Underwood, Jada		0-0	0-0	0-0	0	0	0	1	0	0	0	0	0	4
14	Aborowa, Olamide		2-6	0-0	0-0	2	2	4	4	4	0	0	0	0	9
31	Caron-Goudreau, A.		2-2	0-0	0-0	0	0	0	5	4	0	0	0	0	8
Team						0	0	0							
Totals			25-71	6-16	11-14	17	18	35	27	67	11	10	2	8	200

1st - FG %: 7-20 35.0% 2nd: 8-17 47.1% 3rd: 5-17 29.4% 4th: 5-17 29.4% Game: 25-71 35.2% Deadball
 3FG %: 1-3 33.3% 1-3 33.3% 3-6 50.0% 1-4 25.0% 6-16 37.5% Rebounds
 FT %: 3-4 75.0% 1-1 100.0% 3-4 75.0% 4-5 80.0% 11-14 78.6% 3

Officials: Mark Zentz, Brian Hall, Amy Bonner

Technical fouls: Baylor-TEAM. Texas-None.

Attendance: 7103

Score by periods	1st	2nd	3rd	4th	Total
Baylor	10	15	20	25	70
Texas	18	18	16	15	67

	In	Off	2nd	Fast	
Points	Paint	T/O	Chance	Break	Bench
BU	36	9	22	8	18
UT	20	19	10	5	23

Last FG - BU 4th-01:23, UT 4th-00:06.

Largest lead - BU by 9 4th-01:23, UT by 11 2nd-00:24.

BU led for 06:17. UT led for 31:42. Game was tied for 01:39.

Score tied - 3 times.

Lead changed - 2 times.

Official Basketball Box Score -- Game Totals -- Final Statistics

Iowa State vs Texas

02/24/17 7:32 PM at Austin, TX (Frank Erwin Center)

Iowa State 70 • 17-11, 8-9

##	Player		Total		3-Ptr	Rebounds			PF	TP	A	TO	Blk	Stl	Min
			FG-FGA	FG-FGA	FT-FTA	Off	Def	Tot							
32	Burkhall, Meredith	f	0-4	0-1	0-0	0	6	6	1	0	0	1	0	0	18
03	Durr, Emily	g	2-3	0-0	0-0	1	2	3	1	4	0	0	0	0	28
11	Buckley, Jadda	g	5-13	0-2	4-7	0	1	1	1	14	5	3	0	0	38
12	Johnson, Seanna	g	7-15	4-7	4-6	0	6	6	2	22	1	1	0	1	37
21	Carleton, Bridget	g	7-10	2-3	2-2	1	4	5	4	18	1	5	2	4	29
04	Bowe, Heather		2-7	2-7	0-0	0	2	2	2	6	0	0	1	0	26
22	Starks, TeeTee		3-4	0-0	0-0	1	2	3	1	6	0	0	0	0	24
Team						2	2	4							
Totals			26-56	8-20	10-15	5	25	30	12	70	7	10	3	5	200

1st - FG %: 9-14 64.3% 2nd: 4-14 28.6% 3rd: 9-18 50.0% 4th: 4-10 40.0% Game: 26-56 46.4% Deadball
 3FG %: 2-3 66.7% 2-7 28.6% 3-7 42.9% 1-3 33.3% 8-20 40.0% Rebounds
 FT %: 2-2 100.0% 5-7 71.4% 0-0 0.0% 3-6 50.0% 10-15 66.7% 3,1

Texas 66 • 21-7, 14-3

##	Player		Total		3-Ptr	Rebounds			PF	TP	A	TO	Blk	Stl	Min
			FG-FGA	FG-FGA	FT-FTA	Off	Def	Tot							
24	Holmes, Joyner	f	5-12	0-0	0-0	1	5	6	3	10	1	1	0	0	24
40	Lang, Kelsey	c	3-6	0-0	0-0	3	4	7	2	6	2	1	1	0	34
11	McCarty, Brooke	g	5-8	1-3	1-2	0	6	6	3	12	1	2	0	1	31
20	Taylor, Brianna	g	4-9	0-0	3-4	1	4	5	1	11	1	3	1	0	22
23	Atkins, Ariel	g	4-9	0-0	1-1	5	1	6	5	9	1	0	1	4	28
01	Sutton, Alecia		4-11	2-8	0-0	1	2	3	3	10	2	1	0	0	29
10	Higgs, Lashann		2-11	0-1	0-1	1	2	3	2	4	2	2	0	0	20
12	Underwood, Jada		0-1	0-0	0-0	0	0	0	0	0	0	0	0	0	3
31	Caron-Goudreau, A.		1-3	0-0	2-2	5	1	6	1	4	0	2	1	0	9
Team						2	1	3							
Totals			28-70	3-12	7-10	19	26	45	20	66	10	12	4	5	200

1st - FG %: 9-18 50.0% 2nd: 6-18 33.3% 3rd: 7-19 36.8% 4th: 6-15 40.0% Game: 28-70 40.0% Deadball
 3FG %: 1-3 33.3% 0-1 0.0% 2-5 40.0% 0-3 0.0% 3-12 25.0% Rebounds
 FT %: 0-0 0.0% 2-3 66.7% 5-7 71.4% 0-0 0.0% 7-10 70.0% 0,1

Officials: Dee Kantner, Bob Trammell, Roy Gulbeyan

Technical fouls: Iowa State-None. Texas-None.

Attendance: 4555

Score by periods	1st	2nd	3rd	4th	Total
Iowa State	22	15	21	12	70
Texas	19	14	21	12	66

Points	In Paint	Off T/O	2nd Chance	Fast Break	Bench
ISU	28	15	9	4	12
UT	36	12	20	4	18

Last FG - ISU 4th-04:15, UT 4th-00:44.

Largest lead - ISU by 8 3rd-04:55, UT by 6 1st-06:55.

ISU led for 29:46. UT led for 06:54. Game was tied for 03:19.

Score tied - 4 times.

Lead changed - 3 times.

Official Basketball Box Score -- Game Totals -- Final Statistics
Texas vs Kansas State
02/27/17 7 p.m. at Bramlage Coliseum (Manhattan, Kan.)

Texas 69 • 22-7, 15-3

##	Player		Total		3-Ptr	Rebounds			PF	TP	A	TO	Blk	Stl	Min
			FG-FGA	FG-FGA	FT-FTA	Off	Def	Tot							
24	Holmes, Joyner	f	6-14	0-0	5-5	3	4	7	3	17	3	1	1	1	34
40	Lang, Kelsey	c	2-6	0-0	0-0	1	4	5	5	4	1	1	3	1	21
10	Higgs, Lashann	g	6-11	0-0	4-5	0	2	2	2	16	1	2	0	2	19
11	McCarty, Brooke	g	1-10	1-6	0-0	0	3	3	1	3	4	3	0	2	40
23	Atkins, Ariel	g	4-12	0-0	2-2	3	3	6	4	10	0	3	0	3	29
01	Sutton, Alecia		1-4	0-2	0-0	0	2	2	0	2	2	2	0	1	10
05	Hosey, Jordan		1-1	0-0	1-2	0	0	0	3	3	0	1	0	0	4
12	Underwood, Jada		1-1	0-0	0-0	0	0	0	1	2	0	0	0	0	2
14	Aborowa, Olamide		0-2	0-0	0-0	1	0	1	0	0	0	0	0	0	5
20	Taylor, Brianna		6-10	0-0	0-0	4	7	11	2	12	2	2	0	0	23
31	Caron-Goudreau, A.		0-1	0-0	0-0	0	1	1	5	0	1	0	0	0	13
Team						3	3	6				1			
Totals			28-72	1-8	12-14	15	29	44	26	69	14	16	4	10	200

1st - FG %: 4-20 20.0% 2nd: 7-20 35.0% 3rd: 9-18 50.0% 4th: 8-14 57.1% Game: 28-72 38.9% Deadball
 3FG %: 1-6 16.7% 0-1 0.0% 0-1 0.0% 0-0 0.0% 1-8 12.5% Rebounds
 FT %: 0-0 0.0% 4-5 80.0% 0-1 0.0% 8-8 100.0% 12-14 85.7% 5,2

Kansas State 61 • 21-9, 11-7

##	Player		Total		3-Ptr	Rebounds			PF	TP	A	TO	Blk	Stl	Min
			FG-FGA	FG-FGA	FT-FTA	Off	Def	Tot							
00	Sheble, Jessica	f	1-1	0-0	0-0	1	1	2	2	2	0	1	0	0	7
50	Martin, Shaelyn	f	1-4	1-2	0-0	1	4	5	3	3	3	2	0	1	19
22	Lewis, Breanna	c	3-10	0-0	6-8	4	5	9	4	12	0	4	0	3	36
12	Thomson, Kelly	g	0-0	0-0	0-0	0	1	1	1	0	0	0	0	0	3
24	Wesemann, Kindred	g	3-14	1-8	4-4	0	3	3	2	11	2	3	0	3	30
01	Page, Kaylee		4-5	2-2	0-2	0	3	3	1	10	0	1	1	1	23
03	Page, Lanie		1-3	0-2	0-0	0	0	0	0	2	0	1	0	1	5
10	Goth, Kayla		0-2	0-0	0-0	1	0	1	0	0	1	0	0	0	10
11	Williams, Peyton		2-4	0-0	1-3	2	2	4	2	5	0	1	0	1	20
13	Willock, Eternati		0-8	0-0	2-2	2	2	4	1	2	2	0	0	0	12
21	Middlebrook, Karyla		3-11	0-2	8-8	1	1	2	4	14	3	2	0	1	35
Team						3	2	5							
Totals			18-62	4-16	21-27	15	24	39	20	61	11	15	1	11	200

1st - FG %: 2-13 15.4% 2nd: 4-17 23.5% 3rd: 6-15 40.0% 4th: 6-17 35.3% Game: 18-62 29.0% Deadball
 3FG %: 0-3 0.0% 1-5 20.0% 2-4 50.0% 1-4 25.0% 4-16 25.0% Rebounds
 FT %: 1-2 50.0% 5-5 100.0% 8-10 80.0% 7-10 70.0% 21-27 77.8% 4,2

Officials: Scott Yarbrough, Felicia Grinter, Brenda Pantoja
 Technical fouls: Texas-None. Kansas State-None.
 Attendance: 4541

Score by periods	1st	2nd	3rd	4th	Total
Texas	9	18	18	24	69
Kansas State	5	14	22	20	61

Points	In Paint	Off T/O	2nd Chance	Fast Break	Bench
UT	34	16	7	16	19
K-STATE	26	11	6	5	33

Last FG - UT 4th-00:51, K-STATE 4th-00:43.
 Largest lead - UT by 15 3rd-05:06, K-STATE by 1 2nd-05:04.
 UT led for 38:51. K-STATE led for 00:40. Game was tied for 00:29.

Score tied - 1 time.
 Lead changed - 2 times.

Official Basketball Box Score -- Game Totals -- Final Statistics
Oklahoma State vs Texas
03/04/17 6:04 p.m. at Chesapeake Energy Arena - Oklahoma City

Oklahoma State 60 • 17-14, 6-12 (7)

##	Player		Total		3-Ptr	Rebounds			PF	TP	A	TO	Blk	Stl	Min
			FG-FGA	FG-FGA	FT-FTA	Off	Def	Tot							
03	Coleman, Mandy	*	2-8	0-2	1-2	0	4	4	5	5	0	1	0	0	20
05	Omozee, Diana	*	5-14	0-1	0-0	1	4	5	4	10	3	4	2	2	36
11	Combs, Areanna	*	0-2	0-1	0-0	0	1	1	1	0	2	0	0	0	19
24	Wheeler, Karli	*	3-7	2-4	1-1	0	0	0	4	9	1	3	1	0	33
54	Jensen, Kaylee	*	5-16	0-3	8-10	3	6	9	2	18	0	3	1	2	34
13	Holt, Jentry		2-3	0-0	0-0	2	4	6	0	4	0	0	1	0	12
15	Echols, Rodrea		1-3	0-0	1-2	0	1	1	1	3	3	1	0	1	16
20	Jones, LaTashia		4-4	0-0	3-3	1	1	2	0	11	1	1	0	0	12
45	Loecker, Katelyn		0-0	0-0	0-0	0	0	0	3	0	1	3	1	2	18
Team						1	2	3							
Totals			22-57	2-11	14-18	8	23	31	20	60	11	16	6	7	200
1st - FG %: 7-16 43.8% 2nd: 4-15 26.7% 3rd: 2-12 16.7% 4th: 9-14 64.3% Game: 22-57 38.6% Deadball 3FG %: 1-3 33.3% 1-6 16.7% 0-1 0.0% 0-1 0.0% 2-11 18.2% Rebounds FT %: 4-6 66.7% 2-3 66.7% 6-7 85.7% 2-2 100.0% 14-18 77.8% 2															

Texas 71 • 23-7, 15-3 (2)

##	Player		Total		3-Ptr	Rebounds			PF	TP	A	TO	Blk	Stl	Min
			FG-FGA	FG-FGA	FT-FTA	Off	Def	Tot							
11	McCarty, Brooke	*	6-12	1-4	0-0	0	4	4	3	13	4	2	0	1	31
20	Taylor, Brianna	*	3-4	0-0	0-0	3	5	8	1	6	2	2	1	2	23
23	Atkins, Ariel	*	3-13	1-3	1-2	3	3	6	3	8	0	0	0	3	28
24	Holmes, Joyner	*	1-7	0-0	0-2	2	5	7	2	2	2	2	0	0	26
40	Lang, Kelsey	*	5-5	0-0	0-0	0	0	0	4	10	1	0	2	0	19
01	Sutton, Alecia		2-8	0-3	1-1	0	1	1	1	5	1	1	0	1	18
05	Hosey, Jordan		4-7	0-0	2-2	1	2	3	1	10	0	0	0	0	11
10	Higgs, Lashann		5-7	0-0	2-2	1	3	4	1	12	3	3	0	0	17
12	Underwood, Jada		1-2	0-0	1-2	0	0	0	1	3	0	0	0	0	4
14	Aborowa, Olamide		0-0	0-0	0-0	0	0	0	1	0	0	0	0	0	6
31	Caron-Goudreau, A.		1-4	0-0	0-0	3	4	7	1	2	0	1	0	2	17
Team						1	1	2				1			
Totals			31-69	2-10	7-11	14	28	42	19	71	13	12	3	9	200
1st - FG %: 10-15 66.7% 2nd: 7-21 33.3% 3rd: 7-17 41.2% 4th: 7-16 43.8% Game: 31-69 44.9% Deadball 3FG %: 1-1 100.0% 1-4 25.0% 0-3 0.0% 0-2 0.0% 2-10 20.0% Rebounds FT %: 1-1 100.0% 0-0 0.0% 6-10 60.0% 0-0 0.0% 7-11 63.6% 5,1															

Officials: Jesse Dickerson, Roy Gulbeyan, Metta Roberts
 Technical fouls: Oklahoma State-None. Texas-None.
 Attendance: 3852
 2017 Phillips 66 Big 12 Women's Championship - Quarterfinal #3
 Fouled Out: OSU #03 Coleman @ 6:19

Score by periods	1st	2nd	3rd	4th	Total
Oklahoma State	19	11	10	20	60
Texas	22	15	20	14	71

	In Paint	Off T/O	2nd Chance	Fast Break	Bench
Points OSU	18	14	9	0	18
UT	48	17	9	12	32

Last FG - OSU 4th-00:00, UT 4th-00:07.
 Largest lead - OSU by 3 1st-09:43, UT by 21 3rd-01:39.
 OSU led for 00:25. UT led for 38:34. Game was tied for 01:01.

Score tied - 1 time.
 Lead changed - 1 time.

Official Basketball Box Score -- Game Totals -- Final Statistics
West Virginia vs Texas
03/05/17 4:04 p.m. at Chesapeake Energy Arena - Oklahoma City

West Virginia 62 • 22-10, 8-10 (6)

##	Player	*	Total	3-Ptr	FT-FTA	Rebounds			PF	TP	A	TO	Blk	Stl	Min
			FG-FGA	FG-FGA		Off	Def	Tot							
05	Martin, Tynice	*	10-21	4-10	5-5	0	5	5	2	29	2	3	0	2	36
11	Muldraw, Teana	*	4-12	1-4	1-2	0	8	8	3	10	2	1	0	1	28
12	Ray, Chania	*	3-12	1-3	3-3	1	1	2	2	10	1	3	1	0	30
15	Montgomery, Lanay	*	0-1	0-0	0-0	1	5	6	3	0	2	3	5	1	36
22	Pardee, Katrina	*	4-5	3-3	2-2	2	3	5	1	13	3	0	0	0	28
02	Brewer, Alexis		0-5	0-1	0-0	0	3	3	3	0	2	1	0	2	25
13	King, Kristina		0-1	0-0	0-0	0	0	0	3	0	0	0	0	0	9
24	Martin, Anja		0-2	0-0	0-0	0	1	1	2	0	0	1	0	0	8
Team						5	0	5							
Totals			21-59	9-21	11-12	9	26	35	19	62	12	12	6	6	200

1st - FG %: 5-17 29.4% 2nd: 6-13 46.2% 3rd: 4-16 25.0% 4th: 6-13 46.2% Game: 21-59 35.6% Deadball
3FG %: 2-5 40.0% 2-3 66.7% 3-7 42.9% 2-6 33.3% 9-21 42.9% Rebounds
FT %: 2-2 100.0% 3-3 100.0% 0-0 0.0% 6-7 85.7% 11-12 91.7% 1,1

Texas 59 • 23-8, 15-3 (2)

##	Player	*	Total	3-Ptr	FT-FTA	Rebounds			PF	TP	A	TO	Blk	Stl	Min
			FG-FGA	FG-FGA		Off	Def	Tot							
11	McCarty, Brooke	*	4-13	2-6	3-3	0	7	7	0	13	1	1	0	0	37
20	Taylor, Brianna	*	2-3	0-0	1-2	1	4	5	3	5	0	4	0	2	22
23	Atkins, Ariel	*	3-10	2-3	4-4	2	1	3	3	12	1	1	0	2	32
24	Holmes, Joyner	*	4-10	0-1	1-3	3	3	6	4	9	1	2	1	1	22
40	Lang, Kelsey	*	1-6	0-0	5-6	2	6	8	1	7	0	2	3	1	35
01	Sutton, Alecia		2-5	0-1	2-2	0	1	1	1	6	1	0	0	0	14
05	Hosey, Jordan		0-2	0-0	0-0	0	0	0	1	0	0	0	0	0	6
10	Higgs, Lashann		2-4	0-1	1-2	1	0	1	3	5	1	2	0	1	15
31	Caron-Goudreau, A.		1-3	0-0	0-0	2	3	5	1	2	1	0	2	0	17
Team						1	4	5				1			
Totals			19-56	4-12	17-22	12	29	41	17	59	6	13	6	7	200

1st - FG %: 6-15 40.0% 2nd: 1-10 10.0% 3rd: 7-15 46.7% 4th: 5-16 31.3% Game: 19-56 33.9% Deadball
3FG %: 1-3 33.3% 0-3 0.0% 1-2 50.0% 2-4 50.0% 4-12 33.3% Rebounds
FT %: 8-11 72.7% 3-4 75.0% 3-3 100.0% 3-4 75.0% 17-22 77.3% 3

Officials: Brian Hall, Cameron Inouye, Gina Cross
Technical fouls: West Virginia-None. Texas-None.
Attendance: 3475
2017 Phillips 66 Big 12 Women's Championship - Semifinal #2
Fouled Out: none

Score by periods	1st	2nd	3rd	4th	Total
West Virginia	14	17	11	20	62
Texas	21	5	18	15	59

	In Paint	Off T/O	2nd Chance	Fast Break	Bench
Points WVU	12	8	11	5	0
UT	26	9	13	6	13

Last FG - WVU 4th-02:56, UT 4th-00:10.
Largest lead - WVU by 5 2nd-00:37, UT by 10 1st-06:20.
WVU led for 14:50. UT led for 23:41. Game was tied for 01:29.

Score tied - 3 times.
Lead changed - 9 times.

Official Basketball Box Score -- Game Totals -- Final Statistics
Central Arkansas vs Texas
03/17/17 1:38 PM at Austin, TX (Frank Erwin Center)

Central Arkansas 50 • 26-5

##	Player		Total	3-Ptr	Rebounds					PF	TP	A	TO	Blk	Stl	Min
			FG-FGA	FG-FGA	FT-FTA	Off	Def	Tot								
23	Baudoin, Taylor	f	6-11	2-3	0-0	2	5	7	0	14	0	1	0	0	32	
04	Logan, Raquel	c	0-5	0-0	0-0	3	0	3	1	0	0	0	0	3	19	
01	Sells, Taylor	g	0-0	0-0	0-0	0	0	0	1	0	0	1	0	0	12	
10	Mullins, Brianna	g	1-7	1-3	2-2	0	2	2	4	5	1	2	0	0	23	
22	Proffitt, Maggie	g	7-19	0-2	3-5	0	0	0	2	17	0	1	0	3	36	
03	Griffin, Bhrea		1-1	0-0	0-0	0	0	0	0	2	0	1	0	0	7	
05	Goodner, Maddie		0-0	0-0	0-0	0	2	2	0	0	0	0	0	0	3	
20	Jordan, Kierra		2-12	0-0	2-3	3	2	5	3	6	0	1	0	1	23	
21	Williams, Angel		0-0	0-0	0-0	0	0	0	1	0	0	2	0	0	12	
24	Strickland, Taylor		0-1	0-0	0-0	0	0	0	0	0	0	0	0	0	8	
25	McWilliams, Olivia		3-7	0-0	0-0	0	1	1	3	6	3	1	0	0	25	
Team						3	0	3								
Totals			20-63	3-8	7-10	11	12	23	15	50	4	10	0	7	200	

1st - FG %: 2-13 15.4% 2nd: 7-17 41.2% 3rd: 8-15 53.3% 4th: 3-18 16.7% Game: 20-63 31.7% Deadball
 3FG %: 0-1 0.0% 0-0 0.0% 3-4 75.0% 0-3 0.0% 3-8 37.5% Rebounds
 FT %: 0-0 0.0% 2-3 66.7% 4-5 80.0% 1-2 50.0% 7-10 70.0% 0

Texas 78 • 24-8

##	Player		Total	3-Ptr	FT-FTA	Rebounds			PF	TP	A	TO	Blk	Stl	Min
			FG-FGA	FG-FGA		Off	Def	Tot							
24	Holmes, Joyner	f	6-13	0-0	0-2	3	6	9	1	12	4	2	2	1	19
40	Lang, Kelsey	c	5-8	0-0	0-0	2	3	5	1	10	1	0	2	0	19
11	McCarty, Brooke	g	4-6	3-4	4-4	0	5	5	1	15	3	2	0	0	29
20	Taylor, Brianna	g	1-1	0-0	3-3	2	0	2	2	5	0	4	0	0	17
23	Atkins, Ariel	g	2-7	1-2	1-2	2	3	5	4	6	2	1	2	2	18
01	Sutton, Alecia		2-7	0-1	1-1	1	4	5	1	5	1	1	0	1	18
05	Hosey, Jordan		2-2	0-0	1-4	1	3	4	0	5	1	3	0	0	11
10	Higgs, Lashann		3-5	0-1	0-0	0	1	1	2	6	1	1	1	0	21
12	Underwood, Jada		2-4	0-0	2-2	5	0	5	3	6	0	2	1	0	16
14	Aborowa, Olamide		2-3	0-0	0-0	2	4	6	0	4	0	2	2	0	13
31	Caron-Goudreau, A.		2-4	0-0	0-0	2	1	3	3	4	0	3	1	0	19
	Team					0	5	5							
	Totals		31-60	4-8	12-18	20	35	55	18	78	13	21	11	4	200

1st - FG %: 9-12 75.0% 2nd: 10-18 55.6% 3rd: 5-16 31.3% 4th: 7-14 50.0% Game: 31-60 51.7% Deadball
 3FG %: 1-1 100.0% 2-4 50.0% 0-0 0.0% 1-3 33.3% 4-8 50.0% Rebounds
 FT %: 5-7 71.4% 2-4 50.0% 4-4 100.0% 1-3 33.3% 12-18 66.7% 3

Officials: Sue Blauch, Marc Merritt, Kevin Farlow
 Technical fouls: Central Arkansas-None. Texas-None.
 Attendance: 2908
 2017 NCAA Division I Women's Basketball First Round

Score by periods	1st	2nd	3rd	4th	Total
Central Arkansas	4	16	23	7	50
Texas	24	24	14	16	78

	In	Off	2nd	Fast	
Points	Paint	T/O	Chance	Break	Bench
UCA	18	18	9	0	14
UT	40	11	18	4	30

Last FG - UCA 4th-02:49, UT 4th-00:48.
 Largest lead - UCA None, UT by 29 3rd-07:32.
 UCA led for 00:00. UT led for 38:53. Game was tied for 01:07.

Score tied - 0 times.
 Lead changed - 0 times.

Official Basketball Box Score -- Game Totals -- Final Statistics

NC State vs Texas

03/19/17 1:40 P.M. at Austin, TX (Frank Erwin Center)

NC State 80 • 23-9

##	Player		Total		3-Ptr		Rebounds			PF	TP	A	TO	Blk	Stl	Min
			FG-FGA		FG-FGA		FT-FTA	Off	Def	Tot						
05	Chelsea Nelson	f	5-8		0-0		2-3	1	0	1	5	12	0	1	0	16
11	Jennifer Mathurin	f	1-10		1-6		0-0	1	8	9	5	3	1	3	0	37
03	Miah Spencer	g	11-18		0-1		9-10	0	2	2	5	31	2	2	0	38
04	Ashley Williams	g	0-1		0-1		2-2	0	1	1	3	2	0	2	0	33
22	Dominique Wilson	g	7-12		1-2		12-12	0	1	1	3	27	1	3	0	36
01	Aislinn Konig		0-1		0-1		0-0	0	0	0	0	0	0	0	0	3
02	Kaila Ealey		1-3		0-0		0-0	1	2	3	1	2	0	2	0	11
15	Lucky Rudd		0-0		0-0		0-0	0	0	0	0	0	0	0	0	0+
21	DD Rogers		0-0		0-0		0-0	0	1	1	0	0	0	0	0	3
32	Akela Maize		1-5		0-0		1-2	1	3	4	5	3	0	0	0	16
44	Nae Nae Cole		0-0		0-0		0-0	0	0	0	0	0	0	1	0	7
Team								3	3	6						
Totals			26-58		2-11		26-29	7	21	28	27	80	4	14	0	200

1st - FG %: 5-17 29.4% 2nd: 7-15 46.7% 3rd: 9-14 64.3% 4th: 5-12 41.7% Game: 26-58 44.8% Deadball
 3FG %: 1-3 33.3% 1-5 20.0% 0-1 0.0% 0-2 0.0% 2-11 18.2% Rebounds
 FT %: 4-6 66.7% 6-6 100.0% 6-6 100.0% 10-11 90.9% 26-29 89.7% 1,2

Texas 84 • 25-8

##	Player		Total		3-Ptr		Rebounds			PF	TP	A	TO	Blk	Stl	Min
			FG-FGA		FG-FGA		FT-FTA	Off	Def	Tot						
24	Holmes, Joyner	f	6-10		1-1		3-3	5	4	9	3	16	2	5	0	27
40	Lang, Kelsey	c	3-6		0-0		0-0	3	4	7	4	6	1	0	6	21
11	McCarty, Brooke	g	7-13		3-7		6-7	0	3	3	1	23	2	2	0	38
20	Taylor, Brianna	g	1-1		0-0		0-0	0	1	1	3	2	0	5	0	9
23	Atkins, Ariel	g	2-6		0-1		4-4	1	1	2	5	8	1	2	0	24
01	Sutton, Alecia		4-8		1-3		1-2	0	3	3	1	10	3	1	1	20
05	Hosey, Jordan		0-3		0-0		0-0	1	2	3	0	0	0	0	1	10
10	Higgs, Lashann		5-13		0-1		2-3	0	2	2	2	12	0	0	0	20
12	Underwood, Jada		1-3		0-0		2-2	0	2	2	2	4	0	1	0	7
31	Caron-Goudreau, A.		1-3		0-0		1-2	2	3	5	4	3	2	2	0	24
Team								3	1	4				1		
Totals			30-66		5-13		19-23	15	26	41	25	84	11	19	8	200

1st - FG %: 10-13 76.9% 2nd: 4-19 21.1% 3rd: 8-15 53.3% 4th: 8-19 42.1% Game: 30-66 45.5% Deadball
 3FG %: 1-2 50.0% 1-4 25.0% 1-3 33.3% 2-4 50.0% 5-13 38.5% Rebounds
 FT %: 7-8 87.5% 0-0 0.0% 1-3 33.3% 11-12 91.7% 19-23 82.6% 2,1

Officials: Tina Napier, Sue Blanch, Jules Gallien

Technical fouls: NC State-None. Texas-None.

Attendance: 3476

2017 NCAA Division I Women's Basketball Second Round

Score by periods	1st	2nd	3rd	4th	Total
NC State	15	21	24	20	80
Texas	28	9	18	29	84

	In Paint	Off T/O	2nd Chance	Fast Break	Bench
Points NCST	28	14	6	8	5
UT	40	15	20	6	29

Last FG - NCST 4th-04:11, UT 4th-00:05.

Largest lead - NCST by 8 3rd-05:58, UT by 13 1st-01:01.

NCST led for 19:45. UT led for 17:23. Game was tied for 02:52.

Score tied - 8 times.

Lead changed - 5 times.



TEXAS BASKETBALL

NEWS CLIPS

Texas women survive second-round scare 84-80, advance to third straight Sweet 16

Next up for the Longhorns: A Sweet 16 matchup against Monday's Stanford-Kansas State winner.

[Rick Cantu](#) American-Statesman Staff



Women's Basketball

Posted March 19th, 2017

Survive and advance.

That's the motto that Texas' women's basketball team agreed to last week on the eve of the NCAA women's tournament. The do-or-die mentality — a staple during Karen Aston's five years with the Longhorns — may have served as inspiration Sunday when the season appeared to be slipping away.

Instead, Brooke McCarty, Joyner Holmes and UT's bench rallied the Longhorns to an 84-80 second-round victory over the Wolfpack before 3,475 fans at the Erwin Center, their biggest home crowd of the season.

The third-seeded Longhorns (25-8) survived and advanced to the Sweet 16 for the third straight year. They will play in Lexington, Ky., on Friday and, if they win, next Sunday for the right to play in the Final Four for the first time since 2003.

"It's the standard," said McCarty, speaking about the team's recent success in the NCAA Tournament.

The Big 12's player of the year played one of the best games of her career, scoring a team-high 23 points to lead the comeback. Holmes, who admittedly hit a "freshman wall" in the regular season, contributed 16 points and nine rebounds, including a clutch bucket in the closing seconds to seal the deal.



Texas Longhorns Head Coach Karen Aston reacts to a head to head game Sunday, during the NCAA Womens Tournament at the Erwin Center. Dustin Safranek FOR AMERICAN-STATESMAN

Aston agreed with McCarty, saying Texas now has a standard of excellence that might not have existed when she was hired in 2012.

“When you recruit players that have a personal standard to be the best, it helps you get to where you need to be,” she said.

In this case, the Longhorns will find themselves in Lexington, site of 1986 Final Four they captured.

The victory was filled with many critical factors and moments during a frenetic fourth quarter:

- Texas helped its fourth-quarter comeback by hitting 11 of 12 free throws in the period.
- The Longhorns, trailing by six points when the quarter began, took the lead for good, 79-78, when McCarty sank a pair of free throws with 1:03 to play.
- McCarty went to the line after Wolfpack guard Miah Spencer committed

her fifth foul. Playing in her final collegiate game, North Carolina State's senior guard scored a career-high 31 points.

- With Texas clinging to an 81-80 lead, North Carolina State guard Dominique Wilson made a driving bank shot to give her team an apparent lead, but she was whistled for a foul after charging into Holmes.

Wilson and Wolfpack coach Wes Moore questioned the call.

"The refs called a charge even though (Holmes) was still moving," Wilson said.

Aston disagreed.

"I did look at it (on a TV replay); she (Holmes) was set," the coach said.

North Carolina State, forced to foul, sent Lashann Higgs to the line with 7.4 seconds to play. She made one of two from the stripe, but Holmes rebounded the miss and scored a bucket that completed the scoring for both teams.

Aston correctly gave credit to a UT bench that outscored North Carolina State's 29-5. Higgs (12 points) and freshman Alecia Sutton (10 points, 3 assists). Sutton suffered a thigh bruise and missed most of the fourth quarter, but said she will be ready for the Sweet 16 matchup against the winner of Monday's Stanford-Kansas State game.

Texas stood tall in the paint, winning the rebounding battle for the 30th time in 33 games, 41-28. The Horns also had an 8-0 edge on blocked shots, six by Lang.

This was a perfect ending for Texas seniors Kelsey Lang and Brianna Taylor, playing for the final time before their home fans. On Feb. 24, the Longhorns lost their final regular-season home game to Iowa State, a night the seniors

would like to forget.

“Today it was Senior Night Part 2,” Taylor said.

Longhorns battle back from second-half deficit to advance to Sweet 16



Freshman forward Joyner Holmes reaches for the ball in Sunday's 84-80 victory over North Carolina State at the Frank Erwin Center.

The smallest girl on the court led the Longhorns to a huge victory Sunday at the Frank Erwin Center.

Junior guard Brooke McCarty poured in 23 points and shot 3-of-7 from beyond the arc as third-seeded Texas took down sixth-seeded North Carolina State, 84-80, in a down-to-the-wire battle to advance to the NCAA Sweet 16 for the third consecutive year.

“I think it’s a standard,” McCarty said. “We come in and work hard every year and just this past year stringing along these Sweet 16s, it’s the standard here. This is what you do. So you come here to do this.”

A red-hot shooting performance earned Texas a 28-15 lead after the first quarter, but the Longhorns went ice cold for the next 20 minutes of play.

A small crowd dressed in red stood and cheered amongst a sea of fans in burnt orange as NC State opened up the second half with an 11-0 run. The Wolfpack stormed back from a 13-point first-half deficit to drop the Longhorns into a hole for most of the second half.

Senior guards Dominique Wilson and Miah Spencer led the Wolfpack on offense, combining for 58 points on 18-of-30 shooting.

“I just couldn’t be prouder of our team and in particular (Wilson and Spencer),” NC State coach Wes Moore said. “What unbelievable games. What unbelievable careers they’ve had. They have big hearts. They’re competitive, and they laid it all out there today. They’re warriors.”

Down by five with 10 minutes left to play, Texas showed it wasn’t ready for its season to end.

The Longhorns churned out 29 points and sunk 11-of-12 free throws in the fourth quarter to wrap up their final home game of the season with a victory.

But the last-second heroics belonged to freshman forward Joyner Holmes.

With eight seconds remaining and a one-point Texas lead, Wilson drove to the basket and drained a layup. A whistle was blown — Wilson thought she was headed to the free-throw line. She thought she had just won the game for the Wolfpack.

But instead, Wilson was called for an offensive foul. Holmes took the charge and the burnt-orange crowd rose to its feet in commotion.

“I just knew that her going downhill as fast as she was coming, I could have blocked the shot,” Holmes said. “But I just didn’t think that was the right decision at the time. I took the charge and I don’t do that often.”

Sophomore guard Lashann Higgs stepped up to the free-throw line with seven seconds on the clock, trying to give Texas a three-point lead. Higgs made the first, but her second attempt rolled off the rim.

But just as she’s done all season, Holmes made her presence known inside as she grabbed the offensive rebound and put the ball back in the basket, sealing the four-point victory for the Longhorns.

Holmes overcame three fouls and five turnovers to finish the day with 16 points and a team-high nine rebounds.

The Longhorns will head to Lexington, Kentucky, to take on either seventh-seeded Kansas State or second-seeded Stanford in the Sweet 16.

Golden: Joyner Holmes is still a freshman, but we're watching her grow with every game

Texas' star freshman admits to having hit a wall earlier this year, but there certainly wasn't one on Sunday.

Statesman Take

Column

Posted March 19th, 2017

Joyner Holmes will be great one day.

She gave us a glimpse against North Carolina State on Sunday.

The Texas freshman made the two biggest plays of her young career and the Longhorns lived to play another day in the NCAAs.

“Our little ol’ freshman came up big today,” coach Karen Aston said in the locker room following the 84-80 win that put the Horns in their third straight Sweet Sixteen.

When Aston said “big,” she had to mean big on both ends of the court.

Holmes has done most of her damage on on the offensive end this season, and her put-back clinched the victory. But the play that was most talked about was the offensive charge she drew on the Wolfpack’s Dominique

Wilson with eight seconds left.



North Carolina State guard Dominique Wilson (22) drives to the basket against Texas guard/forward Joyner Holmes (24) during a second-round game in the NCAA women's college basketball tournament, Sunday, March 19, 2017, in Austin, Texas. (AP Photo/Eric Gay)

Holmes won't be confused with a defensive stopper, but that call — to the consternation of Wolfpack coach Wes Moore, who thought it should have been a three-point play — was the difference in Texas staying home instead of playing for an Elite Eight berth in Lexington on Friday.

“(The charge) was a surprise to me,” Holmes said. “So when I took it and I fell, I looked at the ref and thought they called a block at first, but I looked at the ref at my right and he called a charge and it went from there.

“I don't do that often,” she added.

“It was probably the first one of her life,” Aston said. “Let's be real.”

It was the defensive play of the year and an indicator of what kind of player Holmes can be when she figures this thing out fully. She admittedly hit the

freshman wall near the end of the regular season, and for those unfamiliar with the phrase, it means after she had played the equivalent of a full high school season, which was around the second half of Big 12 play, she got tired.

“I don’t think I was having fun,” she said. “I will put it as simple that.”



Central Arkansas guard Olivia McWilliams (25) reaches in on Texas guard Joyner Holmes (24) during a first-round game in the NCAA women’s college basketball tournament, Friday, March 17, 2017, in Austin, Texas. (AP Photo/Eric Gay)

Holmes said she can zone out sometimes when things aren’t going well and admitted to not practicing hard when she hit that wall. Over the last couple of weeks, she has listened to her teammates and coaches, who kept telling her that one usually plays in a game like they practice. Her dad also reminded her to go out there and have fun playing the game she loves.

Holmes finished with 16 points and nine rebounds and a very freshman-like five turnovers. But her upside is so immense that the coaches have to take the good with the bad. She leads the team with 90 turnovers, but the ball security will get better as she gets more experience.

It's all part of being a new fish playing with huge expectations at a program that's on the rise.



Texas head coach Karen Aston voices instruction to Joyner Holmes during their game against OU at the Erwin Center on Tuesday. DEBORAH CANNON / AMERICAN-STATESMAN

“The roller coaster for a freshman is pretty normal,” Aston said. “I’ve never seen one that doesn’t ride the roller coaster. The thing that I’ve probably been the most impressed with about Joyner is that she has never backed down from the expectations at Texas.

“We haven’t had a power forward since Nneka (Enemkpali) graduated, really. For her to step in that and take that responsibility, I’ve been impressed with it.”

Sometimes Holmes has to be reminded what needs to be done in tough-love fashion. After she was whistled for traveling in the third quarter, she picked up her third foul and was called over to the side for a quick chat with assistant coach Tina Thompson, who told her in not-so-nice terms to get it together.

“The moral of the conversation was she needed to be herself and to stop thinking, Thompson said. “She’s one of the best players in the country she’s playing loose and playing from her instincts. She’s very instinctive out there, especially at her age and she knows the game of basketball so well. So when she’s reading and kind of playing carefree, she’s pretty tough to stop.”

If Holmes can give this team the type of energy she provided Sunday, the Horns are a real threat to win two in Lexington and make it to the program’s first Final Four since 2003. She’s maturing at the right time of the year. Not one to hold her tongue, she told her senior teammates during one timeout with Texas trailing that the season wasn’t ending Sunday.

“Brianna (Taylor) has had an excellent year and Kelsey Lang has a goal of playing in the WNBA, so I told them we needed to keep this fun going,” she said.

If Sunday is any indication, the fun times will be here for a while as long as Holmes keeps progressing.

Bohls: Mack Brown's words ring true for the Texas women, who have big goals to go

Statesman Take

Column

Posted March 17th, 2017

Story highlights

- Mack Brown showed off his national championship ring and told the Texas women's basketball team to "play to a standard."
- Guard Ariel Atkins admitted that "for 40 minutes," the Longhorns didn't play to a championship level.
- Head coach Karen Aston still bemoans her team's turnover tendencies and "ebb and flow" of the players' focus.

The Texas women's basketball team dispatched overmatched Central Arkansas in short order, but before Friday afternoon's game, it was show and tell time.

Prior to the first-round NCAA Tournament game, a prominent visitor to the home locker room at the Erwin Center told the third-seeded Longhorns they can win a national championship. And then showed them a prize that comes with it.

A very glittery prize.

Mack Brown showed off his large gold ring with a diamond-studded "No. 1"

framed by an orange stone from Texas' 2005 football national championship. It opened the Longhorns' eyes to bright possibilities.

Brown has seen enough of Karen Aston's team to know it has championship potential, and Texas flashed that potential, at least for a half in the 78-50 dismantling of the Southland Conference champions.

"I told them to play to a standard and make sure you've got six games to win a national championship," Brown said after the game. "You can't always play great, but you can play hard every day. They've played great. If they continue to play like they have, they have a chance to be as good as anybody."

Well, most anybody. They played to a standard for a half Saturday, but a half won't win the whole shebang.



Texas (24-8) isn't as good as some teams or it wouldn't be seeded third and it would have held off Baylor for the league championship. It has to be better than sixth-seeded North Carolina State on Sunday just to reach the next level, and then be tough enough to get by probably No. 2 seed Stanford and then No. 1 seed Notre Dame.

Did the team feel it played at a championship level Saturday?

"Honestly, no," admitted guard Ariel Atkins, who played just 18 minutes and scored six points. "Not 40 minutes."

Texas Longhorns Jada Underwood takes a shot over Central Arkansas Olivia McWilliams Friday, And if Texas hopes to equal or better last

during the NCAA Womens Tournament at the Erwin Center. Dustin Safranek FOR AMERICAN-STATESMAN

year's Elite Eight run, it will have to up its game considerably. But why not? Last year's Final Four had all kinds of somebodies or nobodies in seeding terms. Joining every-year champion UConn in last year's final weekend were Oregon State (a 2 seed), Syracuse (4) and Washington (7).

So why not Texas, even though the Longhorns still look a year away when they'll have nine McDonald's All-Americans on the roster.

The Longhorns are clearly much better than a year ago, when they got bounced from the tournament by the Huskies one win shy of the Final Four. They're improved in every facet of the game and are more athletic, but still have mental lapses and problems with details that create concerns for this post-season.

The Longhorns ended this regular season exactly as they began it — with a 2-4 record against mostly elite teams. In between, they ran off 19 consecutive victories but plateaued when opponents concentrated their defensive efforts on sharp-shooting Big 12 player of the year Brooke McCarty and pressured them into turnovers and a wandering focus.

Aston has complained of those inadequacies all year long and said her players "ebb and flow with their attention," a characteristic hardly synonymous with championships.

Brown tried to encourage the Longhorns to get past that and connect with their teammates for the greater good.

"I think his overall message was basically to stay in the moment and have fun," McCarty said. "This NCAA Tournament should be more about the team than yourself."



Central Arkansas guard Olivia McWilliams (25) reaches in on Texas guard Joyner Holmes (24) during a first-round game in the NCAA women's college basketball tournament, Friday, March 17, 2017, in Austin, Texas. (AP Photo/Eric Gay)

For a half, it was. Texas overwhelmed the smaller Sugar Bears who were playing in just the second NCAA post-season game in their history. It didn't help that point guard Brianna Mullins was whistled for two quick fouls in the first quarter and played just three of the game's first 20 minutes. Nor were the Bears helped by the Longhorns' sizable rebounding margin of plus-32, unusual even by Texas' standards.

"They have all the tools," Central Arkansas coach Sandra Rushing said. "They're big. They're fast. I wouldn't mind sitting in the stands watching them."

It didn't always look good from where Aston sat. She wasn't mad about the uneven performance that included 21 turnovers and a sloppy third period when her team was outscored by nine points. OK, maybe a little mad.

She emptied her bench early and had nine players on the floor for 16 minutes apiece or longer. Texas' depth, speed and size simply wore down Central

Arkansas and gave it an easy first-round win without being challenged. North Carolina State with an experienced team — it starts four seniors — represents a much bigger test on Sunday.

But it's all about a standard for Texas and heeding Mack Brown's advice.

And the ring? Aston didn't try it on, but did take note.

"It is pretty, though," she said. "It's really pretty and shiny."

Taller Texas women breeze past Central Arkansas in first-round win, 78-50

The Longhorns ride a hot start to coast to a 28-point first-round victory; up next is North Carolina State on Sunday.

[Rick Cantu](#) American-Statesman Staff



Women's Basketball

Posted March 17th, 2017

A game filled with turnovers, missed defensive assignments and lack of offensive rhythm rings hollow when one considers the bottom line.

Texas 78, Central Arkansas 50.

As expected, the third-seeded Longhorns cruised to an easy victory in the first round the NCAA women's basketball tournament on Friday. They flexed their muscles with a 55-23 rebounding edge, a 30-14 edge in bench points and were never challenged after leading 24-4 after the first quarter.

Texas, which improved to 24-8, will face North Carolina State in the second round of the Lexington Regional on Sunday at the Erwin Center. The Wolfpack (23-8), who are a No. 6 seed, [dispatched Auburn earlier Friday](#). Sunday's game will start at either 11 a.m. or 1:30 p.m.

Texas played like a team coming off a 12-day layoff. Longhorns coach Karen Aston, substituting freely, saw all 11 of her players score at least four points. Texas had a hot hand, hitting 51.7 percent of its shots to improve its record to 24-8.

"It's that time of year where you just survive, advance, move on and get ready for the next one," Aston said.



Texas forward Jada Underwood (12) and forward Audrey-Ann Caron-Goudreau (31) celebrate with teammate Alecia Sutton (1) after she was fouled by Central Arkansas forward Kierra Jordan (20) during a first-round game in the NCAA women's college basketball tournament, Friday, March 17, 2017, in Austin, Texas. Texas won 78-50. (AP Photo/Eric Gay)

Brooke McCarty, the Big 12's player of the year, led Texas with 15 points, including 3 of 4 shots behind the three-point line. Freshman Joyner Holmes, who looked sluggish in the Big 12 tournament two weeks ago, had a game-high nine rebounds to complement her 12 points.

It was hardly a perfect game for Texas, which coughed up 21 turnovers that led to 18 points for the Sugar Bears (26-5). And after taking a 48-20 lead at halftime, the Longhorns were outscored 23-14 in a ragged third quarter.

That was a hot topic after the game.

"We started doing things that were uncharacteristic for us, and (the Sugar Bears) took advantage of our turnovers," McCarty said.

Did Texas play at a championship level?

"Not for 40 minutes," said guard Ariel Atkins, limited to six points and five rebounds after being saddled with four fouls.



Texas Longhorns' Jordan Hosey cheers on a teammate Friday, during the NCAA Women's Tournament against Central Arkansas at the Erwin Center. Dustin Safranek FOR AMERICAN-STATESMAN

Aston emptied her bench early and often and received healthy contributions from players such as Jada Underwood (6 points, 5 rebounds), Lashann Higgs (6 points), Olamide Aborawa (6 points, 5 rebounds) and Audrey-Ann Caron-Goudreau (4 points, 3 boards).

Texas utilized a big size advantage to seize control early. While the Sugar Bears relied on 6-1 posts Raquel Logan and Kierra Jordan, Texas countered with 6-5 Kelsey Lang, 6-4 Caron-Goudreau and 6-3 Holmes.

That trio helped the Longhorns shoot 61.3 percent from the field in the first half, UT's best half of the season.

"We knew we had a size advantage and we just stuck with our game plan," McCarty said. UT had a 13-4 edge in assists, most of them setting up Lang and Holmes inside.

The Sugar Bears, at times, gave the Longhorns trouble, outscoring Texas 23-14 in the third quarter. But across the hall, Central Arkansas players and coach Sandra Rushing were in no mood to speak about a moral victory.

Guard Maggie Proffitt, who scored a team-high 17 points, said her team's lack of height was critical.

"We were sending five players to the boards and (the Longhorns) were still able to jump over the top and get the rebound," Proffitt said.

Central Arkansas also was hurt by the absence of senior point guard Brianna Mullins, who played just 23 minutes after being whistled for three fouls in the first quarter. She finished with five points and one assist.

Looking ahead, the Longhorns will play an unfamiliar opponent on Sunday. They hold a 5-1 series edge but have not played the Wolfpack since winning a 69-56 decision in 2003.

“Our players know they have to put together 40 good minutes to beat N.C. State,” Aston said. “They understand they need to play better than we did today.”

Texas NCAA notebook: Aston concerned about Horns' first-game turnovers

[Aaron Torres](#) and [Rick Cantu](#) American-Statesman Staff



Women's Basketball

Posted March 17th, 2017

Even in a 28-point victory, Texas coach Karen Aston was concerned by her team's turnovers during the Longhorns' 78-50 win over Central Arkansas.

The Longhorns averaged 15.1 turnovers in this season, ranking 137th in the country. They had 21 on Friday.

“At this time of the year, there’s such a value that you have to have for the basketball and for possessions,” Aston said. “We went through a long period of time this year where I thought we’d really cleaned up the turnover issue, and then the last couple of games we’ve played, we’ve had some uncharacteristic turnovers.”

Said Texas guard Brianna Taylor, “I think we were just being antsy and impatient. We have to be more disciplined on offense.”



A good debut: North Carolina State guard Dominique Wilson shined in her first ever NCAA Tournament game. Wilson, who transferred from Arkansas in 2013, didn’t play the last time N.C. State went to the NAAs in 2014.

She waited three years to play in the tournament. On Friday, it was Auburn that ended up bearing the brunt of that wait; Wilson scored 23 points and grabbed five rebounds in the Wolfpack’s 62-48 win.

“Pretty good NCAA game,” Wolfpack coach Wes Moore said.

Wilson said she wasn't nervous or anxious. Just excited. She was also more focused, she said, because "this is your last game. Win or go home."

She got off to a fast start, scoring seven points in both the first and second quarters. Auburn didn't have an answer for her.

"The scouting report said she was a scorer," Auburn head coach Terri Williams-Flournoy said. "On every catch she is a threat to score, and that we saw."

Texas hits the glass: Central Arkansas couldn't keep Texas of the boards. Not on the offensive end, anyway. The Longhorns had 55 rebounds, 20 of them on offense.

Those boards are what helped the Horns get 18 second-chance points. Taylor and Ariel Atkins each had two offensive rebounds.

"Our post players are so effective, so teams have to double- and triple-team them, leaving guards open to get offensive rebounds," Taylor said.

This marked the 29th time in 32 games that Texas has outrebounded its opponent.

Etc.: Texas has reached 24 victories for the third straight season. ... Texas, which collected 55 rebounds, is 8-0 when retrieving 50 boards. ... McCarty has scored in double figures in 27 of 32 games. ... Kelsey Lang needs three more blocked shots to surpass Tiffany Jackson (181) for sixth place in UT history. ... Olamide Aborowa had a career-best six rebounds to go along with 4 points and two blocked shots.

From Africa to Austin, life has been a journey for Texas' Olamide Aborowa

[Rick Cantu](#) American-Statesman Staff



Women's Basketball

Posted March 16th, 2017

Karen Aston was on a recruiting trip in Virginia three years ago when she came across a young woman with passion in her eyes and a spring in her step.

Texas' head coach told George Washington, her assistant coach, about the raw talent she saw whose hometown is Lagos, Nigeria. Olamide Aborowa, who had moved to Philadelphia when she was 15 to find a better education

and athletic opportunities, was a “rebounding machine,” Aston told him.

By coincidence, Texas was searching for a replacement for departing senior Nneka Enemkpali, a four-year front-court dynamo in burnt orange and the daughter of two Nigerian-born parents.

“I like kids who have some pop in their step and the athletic ability to run, rebound and be very active, especially in the post area,” Aston said.



UT's Olamide Aborowa loses her shoe in the first half against Baylor at the Frank Erwin Center on Monday February 20, 2017. JAY JANNER / AMERICAN-STATESMAN

It has been quite a journey for Aborowa, who is still adjusting to life outside of Africa.

She had no intentions of leaving Lagos until an opportunity arose “by the grace of God,” the 6-3 Longhorns sophomore forward said on the eve of this year’s NCAA women’s tournament, which begins Friday.

Aborowa is fluent in English and Yoruba — a language spoken in West Africa, mainly in Nigeria. She lived with a guardian because her father was “never in the picture,” and her mother, Olaitan Elizabeth, was rarely home while making ends meet with two jobs.

A basketball coach named Joel Ige introduced Aborowa to the sport of basketball. She played on a court with potholes while wearing hand-me-down gym clothes and white Converse basketball shoes. She enjoyed the game but was so busy helping her legal guardian at home, she had little time to practice.

Her big break came when Ige introduced her to Mobolaji Akiode, the founder of Hope 4 Girls Africa, a non-profit organization dedicated to the increased

participation and empowerment of disadvantaged young African women in sports and education.

Akiode suggested Aborowa take advantage of a program that would relocate her to the United States. She promised her a better life abroad.

“Moving to the U.S. was not exactly in my game plan at the time,” Aborowa said.

Her only connection with America came from television. She recalls watching the comedy “Two and a Half Men.” Occasionally she tuned in to ESPN and CNN.

Akiode accompanied Aborowa and two other Lagos-area girls — Emmanuela Awobajo and Felicia Aiyeotanto — to New York City. They would soon meet their new guardian, Maureen Tobin, the general manager of Mac’s Tavern who lives in a row home in Philadelphia.

“When I first met Mide (Olamide’s nickname), she was very quiet and introverted, had trouble opening up to people,” Tobin said.

Aborowa, though, would soon excel academically and on the basketball court at Saints John Neumann and Maria Goretti Catholic High School, where she won a state championship on a team that went 29-1.

“On most nights I’d get up at 3 in the morning and run through the streets,” she said. “There was no one there, just me and the wind. It was cool outside, but I enjoyed that.”

The nation caught wind of Aborowa’s talent when she became a member of the Philadelphia Belles, a club team that travels to tournaments all over the country. South Carolina, Southern Cal, Ole Miss, Miami, Texas A&M and Texas were among the college programs that recruited her heavily.

Aston discovered her at a club tournament in Hampton, Va. She eventually made a recruiting visit to Aborowa's home in Philadelphia.

"Karen is a very, very interesting woman," Tobin said. "She speaks very softly but clearly, and there is a firm kindness about her. She talked about Mide becoming a part of the Texas family."

Aborowa made a recruiting visit to Austin and then committed. She enjoyed the players and staff, but said the real drawing card was the climate, which reminded her of back home in Nigeria.

"Life is a learning experience and I don't regret being here," she said. "It's been a blessing for me."

Aborowa's only gripe has been on the court. Although Aston claims she has "only scratched the surface of her ability," she is not satisfied with her own progress. She feels "behind in practice" and has averaged five minutes in the 16 games she has played.

"I have gotten better from my freshman year to my sophomore year," she said. "My expectations are very high. I'm not where I wished I'd be, though. But hey, I'm still working on it. My coaches tell me I'm getting better all the time."

Aborowa has contact with her mother in Lagos almost daily, and also calls and texts Tobin in Philadelphia. She misses both of them.

"It's already been quite a journey for Mide," Tobin said. "The interesting thing is to see what she does after college."

Aborowa is considering a major in international relations and global studies, and plans to graduate in 2019.

“What I’d like to do,” she said, “is move back to Nigeria and help other young people the way that others have helped me.”

Longhorns need to regain confidence heading into NCAA Tournament



It's clear that the Longhorns aren't playing with the same sense of urgency they showed during their historic 19-game win streak earlier in the season.

It was evident when the Longhorns left Oklahoma's best three-point shooter open in the corner with four seconds left in regulation Feb. 18, knocking down the game-winning triple that snapped the streak.

It was again throughout the ice-cold shooting performance in Sunday's loss to West Virginia.

Texas has dropped four of its last six games since carrying the second-longest

win streak in the nation at the time.

Winning came with excitement. But humility kept the Longhorns in check.

So what changed? Aston is the first to admit her team was looking forward to the next step instead of focusing on the task at hand as the regular season winded down, often appearing as if it were “in quicksand.”

“What I remember about that process of that win streak was just that every day they took one day at a time,” Aston said. “They didn’t look ahead to anything, and I think that late in the season we’ve gotten caught looking ahead.”

Texas’ double-overtime, 92-88 upset over then-No. 4 Florida State stands out to senior guard Brianna Taylor. Five Longhorns fouled out against the Seminoles, but nine players scored in the victory to keep the team afloat.

“I think it was just amazing because literally everyone contributed,” Taylor said. “It was amazing because it just shows our depth, it shows our growth and it shows that everyone is hungry. It showed that we’re a team.”

The same laser-sharp confidence that led Texas past Florida State and to a decisive victory over No. 2 Baylor back in February wasn’t apparent in Sunday’s 62-59 loss to West Virginia that sent the team packing from Oklahoma City.

The Longhorns shot a poor 33.9 percentage from the field against the Mountaineers, and only six players scored, but shying away from their standard “team-first” mentality and getting out-hustled is what stung the most.

“They out-competed us, and that’s disappointing,” Aston said. “Not too many

people were productive today, including myself.”

Production up and down the bench boosted the Longhorns to six victories over AP Top-25 opponents this season, and they’ll need contributions from the entire roster to achieve their season-long goal of reaching the Final Four.

“I think that it’s very critical that the bench players contribute,” sophomore guard Lashann Higgs said. “Because you never know who may get in foul trouble or what starter might need a breather, so (we’ve) just got to be ready when our numbers are called.”

But this is it. It’s time for the big show. The Longhorns have 10 days to prepare for the first round of the NCAA Tournament.

“We need to get home and regroup a little bit,” Aston said. “Catch our breath in a sense and refocus on how we prepared and what we did in the stretch that we won 19 games in a row. We will be ready and be better.”

Tynice Martin leads West Virginia over Texas 62-59 in Big 12 semifinals

Martin scores game-high 29 points as Mountaineers earn right to face Baylor in title game

[Rick Cantu](#) American-Statesman Staff



Women's Basketball

Posted March 5th, 2017

Story highlights

- Despite the loss, Texas won the rebounding battle 26-12.
- The Horns are expected to be a No. 2 or 3 seed in the NCAA Tournament.

OKLAHOMA CITY — Karen Aston hopes the team that reeled off 19 straight victories in December, January and February finds itself before the NCAA Tournament convenes in 10 days.

Aston, whose team has gone 2-4 since the streak ended, said the Longhorns were “out-competed” during a 62-59 loss to West Virginia in a Big 12 Conference Tournament semifinal Sunday at Chesapeake Energy Arena.

An anticipated rematch with Baylor vanished when Brooke McCarty’s 3-pointer in the waning seconds bounced off the rim.

Instead, West Virginia, the No. 6 seed in the tournament, advances to play Baylor in the Big 12 championship at 8 p.m. Monday.

“It’s disappointing because you never want to be in a situation where you say you were out-competed,” Aston said. “When it came down to loose balls, getting stops, being mentally tough, you just need to finish.”

Texas (23-8) is expected to be a No. 2 or No. 3 seed when the NCAA selection committee announces its 64-team field March 13.

If some thought West Virginia (22-10) was an NCAA “bubble” team before the Big 12 Tournament, the Mountaineers scrapped that theory. With consecutive victories over No. 19 Oklahoma and No. 12 Texas, WVU should be sitting pretty next week, Aston and West Virginia coach Mike Carey said.

The Mountaineers were led by fiery forward Tynice Martin, who scored a game-high 29 points. Martin appeared to seal the game with a pair of free throws to give her team a 60-56 lead with 14.8 seconds to play.

Texas, though, cut the margin to 60-59 when McCarty drilled a 3-pointer from the right with 9.5 seconds left.

West Virginia guard Chania Ray extended the lead to 62-59 with 6.5 seconds to play. That gave Texas one last shot to tie the game and send it into overtime.

Texas guard Ariel Atkins fired an inbounds pass to McCarty, who had a clear look at the rim. But the Big 12 player of the year came up short, and WVU rebounded the ball to ice the game.

“When we came down here, our goal was to win the championship,” Martin said. “I feel like the energy we brought to the tournament led us today.”

WVU’s sudden surge has Carey wondering why his team was only 8-10 in Big 12 games this season.

“If I knew the answer to that, I might not be here,” he said.

Texas was a low-energy team in the second quarter. After taking a 21-14 lead after one quarter, the Longhorns were 1 for 10 in the second quarter and scored just five points.

WVU, energized by UT’s weak quarter, took a 31-26 lead at the break.

Atkins, for one, was not pleased with her team’s overall effort, especially in that pivotal second quarter.

Atkins said she felt “terrible and disappointed” that her team wasted an opportunity to win a conference championship.

“It was my job as one of the leaders on this team to make sure we show up every day, so I’ll take that,” she said.

So what's next for Texas?

“Before the tournament started, I thought our body of work was good enough that we put ourselves in a position to host (first- and second-round NCAA games),” Aston said, “and I still feel that way.”

Despite the loss, Texas won the rebounding battle 26-12. UT's bench had a 13-0 edge over WVU's bench.

Brooke McCarty, strong bench power Texas to opening victory in Big 12 Tournament

Texas took control with a 15-0 scoring run during a five-minute stretch of the third quarter. Lashann Higgs and Jordan Hosey capped the run with a pair of free throws apiece to give the Longhorns their largest lead, 56-35.

[Rick Cantu](#) American-Statesman Staff

Women's Basketball

Posted March 4th, 2017

Story highlights

- Texas won the battle of the boards 42-31. Brianna Taylor had a team-high 8 rebounds as the Longhorns won the rebounding battle for the 27th time in 30 games.

OKLAHOMA CITY — Texas won its Big 12 Tournament opener 71-60 over Oklahoma State Saturday night at Chesapeake Energy Arena, but there was another score that caught Karen Aston's attention.

Texas won the battle of the benches, 32-18.

Players and coaches from both teams said Texas had “fresher legs” than OSU. That became evident as role players such as Lashann Higgs (12 points, 3

assists) and Jordan Hosey (10 points, 3 rebounds) found driving lanes through the Cowgirls, who were tired from playing Friday night against Kansas.

The Longhorns will play West Virginia in the tournament semifinals at 4 p.m. Sunday.

As Texas moves forward through the Big 12 — and the ensuing NCAA Tournament — the Longhorns will need a strong contribution throughout the roster.

“One reason is that we always tend to get someone in foul trouble, and I think they recognized that,” Aston said. “Our players stay ready. They work in practice like they have an expectation they’re going to play.”

Texas took control with a 15-0 scoring run during a five-minute stretch of the third quarter. Higgs and Hosey capped the run with a pair of free throws apiece to give the Longhorns their largest lead, 56-35.

Oklahoma State (17-14) would never climb within 10 points down the stretch. The Cowgirls were led by center Kaylee Jensen, who scored 18 points, but she struggled with her shot, hitting just 5 of 18 shots from the field.

Texas used a trio of players to guard OSU’s top scorer — 6-5 Kelsey Lang, 6-4 Audrey-Ann Caron-Goudreau and 6-3 Joyner Holmes. Those were the same players who limited Jensen to 3-for-19 shooting during a 66-35 victory over the Cowgirls Jan. 10 in Austin.

“Texas gets to me because they’re longer than most other teams in the Big 12,” she said. “I think I try to maneuver too much around them instead of powering to the hoop and that’s something I need to work on.”

In a pregame ceremony, Texas point guard Brooke McCarty was presented a

trophy for being named Big 12 player of the Year. If she was nervous about playing Saturday it didn't show as she hit 6 of her 12 shots from the field for a team-high 13 points.

Texas won almost every statistical category, outscoring OSU 48-18 in the paint, 17-14 off turnovers and 12-0 on fast-break points.

"If you take a bad shot against Texas, it just puts them in a track meet," Cowgirls coach Jim Littell said. "We had probably six or seven possessions where we let them get out in a hurry. ... They wear you down. With their athleticism, you have to put a body on them because we're not going to win those 50-50 rebounds."

Lang had one of her most productive offensive games of the season, scoring 10 points on 5-for-5 shooting from the field. Curiously, she did not have a rebound.

Texas won the battle of the boards 42-31. Brianna Taylor had a team-high 8 rebounds as the Longhorns won the rebounding battle for the 27th time in 30 games.

Aston said UT's defense on 6-3 Cowgirl forward Mandy Coleman was instrumental. Coleman, who scored 22 points in UT's 85-71 victory over OSU last month in Stillwater, scored 5 points before fouling out.

Texas should be fresh heading into Sunday's semifinal. McCarty played 31 minutes Saturday, the only Longhorn to play more than 30. Aston substituted freely, giving players such as Alecia Sutton (18 minutes), Higgs (17 minutes) and Caron-Goudreau (17 minutes) time to contribute.

Come 4 p.m. Sunday, they should be ready and willing once again.

Texas women hope to fare well in Big 12 tournament, but NCAAs are the real goal

[Rick Cantu](#) American-Statesman Staff



Women's Basketball

Posted March 3rd, 2017

Story highlights

- Texas enters the Big 12 tournament with an all-time record there of 23-

18 (.561).

- The Longhorns are looking for their first conference tournament championship since 2003.
- Baylor is 35-12 in the conference tournament and has won it the last six years

For the Texas women, It's back to business for a basketball team that's been awash with individual accolades this week.

The Big 12 tournament has convened in Oklahoma City, and Texas is unsure what it all means. Winning it would look good for the Longhorns' portfolio, of course. But for all practical purposes, it serves as little more than a tune-up for the NCAA Tournament that begins March 17 at a basketball court near you.

For openers, Texas will play at 6 p.m. Saturday at Chesapeake Energy Arena against the winner of Friday night's Kansas-Oklahoma State game. No matter what happens this weekend, though, teams such as Texas, Baylor, Oklahoma, Kansas State and perhaps Iowa State have more important matters to address later in the month.

"I don't think (the Big 12 tournament) is going to change much as far as seedings go (for the NCAAs)," Texas coach Karen Aston said. "Even if we win it, I don't think we'll be a 1 seed."



UT's Brianna Taylor keeps the ball inbound in the second half of the 70-67 loss to Baylor at the Frank Erwin Center on Monday February 20, 2017. JAY JANNER / AMERICAN-STATESMAN

Texas should certainly be among the top 16 teams in the nation when the NCAA selection committee announces its tournament pairings on March 13. That would give the Longhorns first- and second-round tournament games at the Erwin Center for the second straight year.

“Our body of work has put us in a position to host,” Aston said.

Texas (22-7, 15-3 Big 12) is coming off a much-needed 69-61 victory over Kansas State on Monday, the final regular season game for both teams. For a team that had lost its previous three games at Oklahoma and at home to Baylor and Iowa State, it was important to beat the Wildcats to regain some momentum the Longhorns had during their 19-game winning streak.

“I don’t want to say we limped to the end of the conference season, but we

looked like a team that was ready to move to the next step,” Aston said. “The last couple of games we looked like we were in quicksand.”



Texas head coach Karen Aston, left, is hugged by Brooke McCarty, center as Kelsey Lang (40) looks on after an NCAA college basketball game against Baylor in Waco, Texas, Monday, Feb. 6, 2017. Texas won 85-79. (AP Photo/LM Otero)

The Longhorns got another bump of confidence Wednesday when the Big 12 gave Texas the four biggest regular-season awards for the 2016-17 season.

Brooke McCarty became the first player in program history to be named the Big 12's player of the year. Aston was named the league's coach of the year, the first UT coach to have that honor since Jody Conradt in 2004. Senior Brianna Taylor earned her first individual basketball honor during her four years when she was named the Big 12's defensive player of the year. And Joyner Holmes capped off a sensational college debut season by earning freshman of the year honors.

“It just shows that our program is heading in the right direction,” said Taylor, who earned her first double-double (12 points, 11 rebounds) in the victory over Kansas State. “We’re getting this program back to where it’s supposed to be.”

McCarty sounded happier about Taylor winning defensive player of the year than she was about her own award.

“I’d say Bre works harder than anybody on this team,” McCarty said. “I’d put her up against anyone in the country any day. You’re not going to get by her. Getting that award probably boosts her confidence. It lets her know that she’s important for us. Now the whole world is seeing that she’s important, too.”

Texas enters the Big 12 tournament with an all-time record there of 23-18 (.561). The Longhorns are looking for their first conference tournament championship since 2003.

Baylor is 35-12 in the conference tournament and has won it the last six years.

Taylor, who will close out her basketball career this month, recognizes the tradition of Longhorns basketball.

“The goal here is to win the Big 12 championship and make a great run through the NCAA Tournament,” she said. “Winning all these individual accolades is great, but the team is the ultimate thing.”

Jenni Carlson: How Big 12 Player of the Year Brooke McCarty stands out without standing tall

by [Jenni Carlson](#) Published: March 3, 2017 7:54 PM CDT Updated: March 3, 2017 11:46 PM CDT

THE OKLAHOMAN You're viewing an article from The Oklahoman's newsroom. Print subscribers have to a premium experience at .

00:00

-02:16

Big XII Womens Championship - UT Brooke McCarty

Brooke McCarty, the Big XII player of the year, talks with Jenni Carlson



Texas' Brooke McCarty stands between Audrey-Ann Caron-Goudreau, left, and Kelsey Lang during practice Friday for the Big 12 Women's Tournament at Chesapeake Energy Arena. [PHOTO BY SARAH PHIPPS, THE OKLAHOMAN]

Brooke McCarty stands 5-foot-4, which is currently the median height for women in America.

That means she's normal. Typical. Average.

“But not in the basketball world,” she said.

On the hardwood, she is considered to be vertically challenged. Undersized. Short. She has heard all of the adjectives all of her life — she's always been the smallest player on the court — but it hasn't held her back.

Quite the opposite.

McCarty is the engine behind Texas' resurgence. The Longhorns enter the Big 12 Women's Basketball Tournament as the No. 2 seed after making a serious run at Baylor and the regular-season crown, and McCarty makes them go.

Earlier this week, she was named Big 12 Player of the Year.

“I was pretty excited,” Texas coach Karen Aston said of McCarty's recognition. “Any time that you have a player that really puts the time in and really sacrifices a lot of things for her game and her team, you like to see them

rewarded.”

She won that award even though she isn't close to leading the league in scoring at 14.1 points a game. Ditto for assists and steals. In fact, she doesn't lead the Big 12 in any individual category. But the award speaks to just how significant her impact is on her team.

So, how does McCarty do it?

After all, her lack of size is almost startling when you see her on the court. With her Texas teammates as she was Friday when they practiced at The Peake, she was a foot shorter than some of her peers. How does she create open shots? How does she shoot over them?

It starts with her range.

McCarty is shooting an astounding 43.3 percent from behind the arc this season. Her career 3-point shooting percentage of 40.3 is fourth all-time at Texas. She can catch and shoot or stop and pop from pretty much anywhere on the court.

That is a game-changer.

“Any time that you have range, it increases your opportunity to do other things,” Aston said, “and her consistency and range together allow her to do a lot of other things that a lot of other players can't do.”

McCarty's other things include a floater that is deadly whether in the lane or on the baseline. The floater allows her to get shots over much taller players.

When Texas ended Baylor's 54-game home winning streak earlier this season, McCarty hit a quarter-buzzer-beating 27-footer that was quintessential. But she also scored 12 points in the paint, pretty salty for anyone going against a

Baylor team that leads the country in blocked shots.

But for someone who's 5-4, it was almost unbelievable.

McCarty has worked hard on the skills needed to succeed. She likes to think that she'd have put in the hours regardless, but she realizes her height gives her no choice.

“I think it does give me a little edge to work harder just because I am smaller,” she said.

The payoff has been a more refined, more impactful game. She was primarily a shooter and scorer in her first two seasons at Texas, but this season, she's been asked to take more responsibility leading the offense as well as the team. That means knowing when to slow down or speed up, when to pass to teammates or take the shot herself.

Along the way, there have been growing pains, no pun intended, but McCarty has evolved.

And the Longhorns have won.

Aston says figuring out a way to win was the thing she loved most about McCarty from the beginning.

“It didn't matter what team I saw her on,” the coach said. “She managed to win. ... I thought that was the thing that separated her from so many people.”

Then as now, Brooke McCarty doesn't need to stand tall in order to stand out.

Jenni Carlson: Jenni can be reached at (405) 475-4125 or jcarlson@oklahoman.com. Like her at [facebook.com/JenniCarlsonOK](https://www.facebook.com/JenniCarlsonOK), follow her at twitter.com/jennicarlson_ok or view her personality page at

Taylor earns recognition for tough defense



You often have to look past the box score to recognize Brianna Taylor's impact on the hardwood.

The senior's significance on the court stretches far beyond scoring or rebounding, steals or assists. There's no denying Taylor's athleticism, but her defensive prowess and dedication to doing the dirty work came to the forefront Wednesday when she earned the Big 12 Defensive Player of the Year award — her first individual honor since arriving on the 40 Acres in 2013.

"I actually jumped up and down in the elevator," Taylor said, upon learning

of the achievement.

Taylor said receiving the award was a great honor.

“I owe it all to my team and my coaches for emphasizing defense and it’s a huge part of what this team is,” Taylor said. “I owe it to my team for pushing me everyday.”

Pressuring opponents on the perimeter is Taylor’s craft on a Texas squad that holds opponents to 36.3 percent from the field and allows only 61.5 points per game — ranking second in the Big 12 in both categories.

Junior guard Brooke McCarty, who became the first player in program history to claim the Big 12 Player of the Year title, praises the threat Taylor poses on defense. When McCarty sees her backcourt teammate lock in on an opponent, she thinks, “You’re not gonna get past her.”

“I think Bri works harder than anybody on the court,” McCarty said. “I’ll put her up against anyone in the country any day. I just think that her getting that award kind of boosts her confidence. The world’s finally seeing that she’s important too.”

Taylor’s humble demeanor is undoubtedly appreciated by her teammates and head coach Karen Aston, who constantly emphasizes the importance of a “team-first” mentality.

“The people I appreciate coaching the most are the ones that show up everyday and work,” Aston said. “It’s not necessarily the ones that score the most points or the flashiest ones. A coach appreciates people that work everyday.”

Taylor’s development on the court parallels the program’s progress over the past four seasons. The Longhorns’ two seniors, Taylor and center Kelsey

Lang, have played a crucial role in reclaiming Texas' status as a national contender under Aston — the Big 12 Coach of the Year.

“Their biggest legacy is being a part of getting Texas back to the place that it belongs,” Aston said. “If you ask people across the country if Texas is back on the national scene or do you think they're competitive on a national level, I think everybody would answer the question, ‘Yes.’”

Only a few games remain having “Texas” sewn across her jersey, but Taylor's not done yet. She has a chance to display her defensive dominance at the Big 12 Tournament this weekend in Oklahoma City. The Longhorns will face either Oklahoma State or Kansas in the quarterfinals on Saturday at 6 p.m.

Texas Longhorns Athletics - Lang, Taylor grow leadership example for Women's Basketball

Seniors Kelsey Lang and Brianna Taylor honored when Women's Basketball concludes its home regular-season schedule on Friday night against Iowa State.

Texas Women's Basketball vs. Iowa State

Friday, Feb. 24

7:30 p.m. at Frank Erwin Center

[TICKETS AVAILABLE](#)

The journey so far has been historic, emotional and full of drama.

A pair of road victories against top-five opponents. A record-setting win streak. Overtime wins and last-second losses.

And there's still two regular-season games left to play for Texas Women's Basketball.

The journey is far from over, the ending yet unwritten, but what the sixth-ranked Longhorns do know is they host Iowa State on Friday night in their final Big 12 home game of the year. Seniors [Kelsey Lang](#) and [Brianna Taylor](#) will be honored prior to the 7:30 p.m. tipoff at the Frank Erwin Center.

In this season, when so much has already been accomplished, and yet the Longhorns still strive for so much more, it's appropriate Lang and Taylor will get a moment to stand under the lights and be recognized. This hard-working duo embodies the spirit and purpose of this year's team.

"They're the anchors," head coach [*Karen Aston*](#) says.

Lang and Taylor are leaders by age, maturity and stature. Statistics don't exist to measure the unglamorous duty of consistent effort and attitude. What's necessary doesn't often draw attention, unless it's missing. The important and critical aren't appreciated until they fade away.

"Show up, put their shoes on, lace 'em up and go to work," Aston says of their daily demeanors.

Lang and Taylor, longtime friends and roommates, embraced their roles on the team with a philosophy that speaks to their character: Effort over ego.

As the leaders of the team, they invited more people to lead. Finally, after four years of enduring coaching and construction, when it was time to step into their spotlight, Lang and Taylor turned the attention back on their teammates.

Instead of being the ones to dictate how to be Longhorns, following Aston's lead, a leadership council was created. The seniors encouraged the juniors to step into leadership roles, and observed personalities that naturally bonded together. In this way, everyone is a mentor, and yet everyone accepts they still have more to learn.

"We all have someone that we're able to talk to on the court, and the relationship being so strong is different than just one person telling everyone what needs to be done or what needs to be done better," Lang says.

Aston allowed Lang and Taylor to stay true to their natures, even as early season practices and games begged for a dominant personality to take the reins.

"Leadership is a process," Aston says. "These two, (it's) more like coaching.

They've been there and done it, lived through so many scenarios, they can coach and teach."

Lang and Taylor have experienced the re-emergence of the Longhorns, helping to assemble four 20-win seasons and three NCAA Tournament berths. They've played in two Big 12 Championship games, and seen the progression from qualifying for the NCAA Tournament to making the Sweet 16 to playing national champion UConn in last year's Elite Eight.

"Just being able to go a step farther each year for us has been something special," Lang said. "This year, watching this team grow has been amazing."

Taylor points to the Longhorns's 92-88 double overtime thriller at Florida State as one of the most memorable moments of her Texas career, and not so much for the win itself, but how it was earned.

"Literally everyone contributed. It showed our depth and our growth, and it shows that everyone is hungry," Taylor said. "It showed that we're a team."

The legacy for Lang and Taylor is still to be determined. There's a lot of basketball yet to play. And Aston says that legacy is escalated by how a team completes a season.

And it's as if Lang and Taylor knew this all along.

"We depend a lot on our underclassmen. They can do some things better than we can. In that aspect, we look to them and rely on them," Taylor said. "We're able to pass along knowledge."

"We lean on and rely on each other."

[Print Friendly Version](#)

Texas' Taylor, Lang will take a final Erwin Center bow against Iowa State

[Rick Cantu](#) American-Statesman Staff



Women's Basketball

Posted February 23rd, 2017

Story highlights

- Lang and Taylor were key parts to Karen Aston's first UT recruiting class, in 2013.

- In their four years, Texas has gone 98-34 and will reach four straight NCAA Tournaments.
- After college, Lang wants to play professionally and Taylor hopes to go into the Air Force.

The four-year rise of the Texas women's basketball program coincides with Kelsey Lang's and Brianna Taylor's tenure with the Longhorns.

Lang and Taylor were the backbone of Karen Aston's first recruiting class. The Horns have gone 98-34 during that span. And Texas is a lock to compete in its fourth straight NCAA Tournament next month.

Friday night's Texas-Iowa State game will serve as a milestone moment. Lang and Taylor, the team's only seniors, will be honored before tipoff of their final regular-season home game at the Erwin Center.

On Thursday, Aston put their careers into perspective.

"If you look ahead 20 years, their legacy will be how they helped put Texas back on the national scene," Aston said.



Texas' Brianna Taylor is introduced during pregame of their matchup against New Orleans at the Erwin Center in a non-conference basketball game Tuesday night December 20, 2016.

RALPH BARRERA/AMERICAN-STATESMAN

Lang and Taylor, who have shared an apartment for the past two years, are highly motivated — on and off the court.

Lang wants to pursue a professional basketball career upon her graduation in May and plans to attend graduate school to study finance. Taylor aspires to become an officer in the U.S. Air Force, joining her grandfather, father and brother in the military.

The seniors have become friends after competing against each other as seniors in high school. Lang played at The Woodlands and Taylor at nearby Spring Dekaney. They lived across the dorm hall from each other during their first two years at Texas before deciding to share an apartment.

“I’ve always said that Kelsey is the mother of the two of us,” Taylor said. “She takes care of everything.”

Lang, nodding in agreement, said she and Taylor are great friends. But they have their limits.



Texas center Kelsey Lang (40) grabs a rebound over the shoulder of TCU forward Amy Okonkwo (00) in the first quarter of an NCAA college basketball game in Fort Worth, Texas, Wednesday, Jan. 25, 2017. (Paul Moseley/Star-Telegram via AP)

On social media on Wednesday night, junior guard Brooke McCarty floated a suggestion that would have lifetime ramifications.

“Last night Brooke came up with the brilliant idea that the three of us should all get ‘Class of 2017’ tattoos,” Lang said. “But she doesn’t graduate until 2018.”

Aston added, “That shows you a little about the point guard running the offense.”

Lang, who’s having her best season, said “blurry vision” forced her to miss most of the second half of Monday’s 70-67 loss to Baylor. She practiced Wednesday and Thursday and is expected to play against the Cyclones.

Aston said she planned to buy Lang a pair of sports goggles for her. Lang, smiling, declined the offer.



Texas guard Brianna Taylor (20) grabs the rebound against Baylor forward Kalani Brown, center, during the first half of an NCAA college basketball game in Waco, Texas, Monday, Feb. 6, 2017. Looking on is Texas center Kelsey Lang, right. (AP Photo/LM Otero)

The coach said she never looks forward to Senior Night, but this game will be particularly difficult for her. She described Taylor and Lang as the “anchors” of the team, citing their court energy.

“The people who I appreciate the most are the ones who show up every day and work,” Aston said. “It’s not necessarily the ones who score the most points or are the flashiest. That’s what these two have brought to the table.”

Taylor said her favorite moment at Texas was a 92-88 double-overtime victory Feb. 13 at Florida State. The Longhorns rallied in the fourth quarter and rode McCarty’s career-best 29-point performance.

“Everyone contributed, including the ones who normally don’t get a lot of minutes,” Taylor said. “That shows our depth, our growth. We were a team.”

Taylor and Lang have enjoyed a journey that was not always easy. Both recall Aston yelling at them during practice when they were freshmen. The coach used to call Lang “Kitten.”

Lang, though, said the players were not the only people who grew up over the past four years.

“As we were growing up, the coaches were growing up, too,” Lang said. “As a freshman you didn’t understand why the coach was yelling at you. Now I understand.”

“Coach has changed a little bit,” Taylor said.

Aston, overhearing their remarks, did not deny that she has changed.

“What they’re saying, I believe, is that I’ve gotten soft,” she joked.

Golden: Just how good are the Texas women, really? We're about to find out

The Longhorns look like they can still have a special season — depending on how they bounce back from these back-to-back losses.

Statesman Take

Column

Posted February 22nd, 2017

That wasn't hurt you saw on the faces of Karen Aston and her Texas women's basketball players Monday night after the Longhorns let Baylor off the hook.

It was anger. Bordering on rage.

That's a good thing, by the way.

Channeled in the right way, a passion to win can move mountains. Don't get me wrong. Aston wasn't happy that eighth-ranked Texas let a double-digit lead slip away in the second half, but she wasn't unhappy with her team for one simple reason: Despite two straight losses, she knows the Longhorns aren't going away.

They haven't arrived yet, but the college basketball universe and Baylor coach Kim Mulkey have gotten the message. Texas is on an upward arc.

"We've grown," Aston said.



Texas head coach Karen Aston voices instruction to Joyner Holmes during their game against OU at the Erwin Center on Tuesday. DEBORAH CANNON / AMERICAN-STATESMAN

Gone is the meek bunch that was part of a 14-game losing streak against the Lady Bears, including a pair of losses by a combined 42 points last season. Most important is that any fear of Baylor is now in the rear view. In its place are raised expectations for Texas that coincided with an eye-opening winning streak and a national contender re-emergence for the first time since Jody Conradt's tenure.

The Horns are 21-6 overall and 14-2 in league play. That would be enough to take most leagues, but Texas happens to be in the same conference as a perennial national title contender. To their credit, the Horns didn't back

down against Baylor in either meeting, leading for seven of eight combined quarters. Last season, they played the Bears three times and trailed for each of the 12 quarters.

The belief is evident. The only disappointment came in knowing they let a chance win a conference title at home get away with a poor second half.



UT's Joyner Holmes, left, gets past Baylor's Khadijah Cave in the second half at the Frank Erwin Center on Monday February 20, 2017. JAY JANNER / AMERICAN-STATESMAN

It's what makes these final two regular-season games — Friday against Iowa State and Monday at Kansas State — an interesting study. This is a pre-postseason gut check for Aston's crew.

The 2017 season has been played in three acts so far. Act I was a 2-4 start to the season that surprised many of us who thought the Horns would roar out of the gates after going 31-5 last year. Instead we got early struggles and a predictable blowout 92-74 loss at all-everything UConn.

Act II was more to the fan base's liking — 19 straight wins, including a pair of road thrillers over top-five teams Baylor and Florida State. During the streak, Brooke McCarty became the hottest shooter in college basketball while Ariel Atkins, Joyner Holmes and Kelsey Lang provided the subsequent athleticism

and muscle to push Texas past Baylor and into first place in the Big 12.

Then Texas hit a snag.

Which brings us to Act III and those angry faces:

Oklahoma hit a late three to sink the Longhorns last Saturday, then Baylor escaped the Erwin Center with a win. Now the Bears need just one more to clinch at least a tie for the Big 12 title.

Mulkey took some thinly-veiled shots at the Texas program before she boarded the bus to Waco.

The Texas contingent noticed. A pair of nationally-ranked losses by a combined four points can do that to a team.

“I do not take satisfaction in losing at all, but our team is better,” Atkins said. “I think the most important thing for me right now to think (about) is how much we have matured as a team. That’s my focal point right now.”



Texas guard Brooke McCarty (11) drives against Baylor guard Kristy Wallace (4) during the first half of an NCAA college basketball game in Waco, Texas, Monday, Feb. 6, 2017. (AP Photo/LM Otero)

When asked about missing a pair of open three-pointers down the stretch, McCarty spoke through gritted teeth: “I will make them (the next time),” she said. “I will make them.”

Again, the anger is a good thing. Texas has the potential to go special places over the next month, and those expectations have raised the level of frustration when you lose to a team you now believe you can beat.

The frustration of losing to Baylor was exacerbated by the loss of Lang to an eye injury. The center — who eats up space defensively while providing dependable mid-range shooting near the free line — is listed as probable for Friday, the senior’s final regular-season home game. Perhaps we’ll see her in protective goggles in a game that has become more about national seeding than a conference title.

Aston said she didn't like her team's energy in Norman, but after watching them dominate Baylor for the first 24 minutes, those concerns were laid to rest.

"I'm good," Aston said.

So is her team.

Baylor will win the league, but the Big 12 is no longer a slam dunk in Waco. Austin is back in play.

That is, if the Horns can pass this gut check and show that their time is now.

No. 8 Texas women outlast No. 4 Florida State 92-88 in 2OT



play

[Facebook](#)

[Twitter](#)

[Facebook Messenger](#)

[Pinterest](#)

[Email](#)

[print](#)

TALLAHASSEE, Fla. -- For the second time in eight days, Texas got a big road win against a top-5 team.

In a game that had plenty of turns on Monday night, the eighth-ranked Longhorns rallied from 15 down late in the third quarter to defeat No. 4 Florida State 92-88 in double overtime.

Texas, which defeated then-No. 2 Baylor on Feb. 6, improved to 21-4 and has won 19 straight, which is the second-longest winning streak in Division I.

"To be on the road in this type of environment and have the adversity -- we

had a lot of people in foul trouble -- I thought our team showed a lot of toughness and resiliency," Texas coach Karen Aston said.

Brooke McCarty scored a career-high 29 points as she was 11 for 16 from the field and 5 for 8 on 3-pointers. Ariel Atkins added 21 points as the Longhorns were 20 of 29 from the field after halftime.

"We were sped up in the first half, maybe a little anxious and didn't have any ball reversal," Aston said. "We ran more sets in the second half and got better looks."

Texas trailed 85-84 with three minutes left in the second overtime but closed the game with an 8-3 run. The Seminoles missed their last six shots and were held without a field goal over the final 3:38, shooting a season worst 33.7 percent (29 for 86).

Shakayla Thomas scored 23 points, and Brittany Brown and Ama Degbeon added 13 apiece for Florida State (23-3), which snapped a 10-game winning streak.

Texas trailed 59-46 with 13 seconds left in the third quarter before they went on a 22-4 run to take a 68-63 lead with 1:23 remaining. Atkins had 10 points during the run while McCarty added six.

Florida State, which shot a season-low 33.7 percent for the game, was 1 of 11 at one point in the fourth but went on a 5-2 run to send the game into overtime, including Leticia Romero's 3-pointer from the right corner with 1 second remaining.

The Seminoles were able to send the game to another OT period after Chatrice White made a free throw with 15 seconds remaining in the first OT.

"There were so many things that could have gone either way," Florida State

coach Sue Semrau said. "It would have been a great win to have but our goal of still winning the Atlantic Coast Conference is still there."

BIG PICTURE

Texas: Seventy has been the Longhorns' magic number this season. They are won all 16 games when scoring more than 70 and are 5-4 when scoring fewer than 70.

Florida State: The Seminoles are 7-2 against ranked teams this season. They will have another big ranked contest on Feb. 26 when they travel to No. 7 Notre Dame in a game that could decide the ACC regular-season title.

EXTRA BASKETBALL, TIMES TWO

This was the first time Texas had gone to two overtimes since defeating Oklahoma on Jan. 29, 2015. It was Florida State's first overtime game since Dec. 3, 2014, against Purdue (which they won) and first double-overtime game since they defeated Virginia Tech in triple overtime on Feb. 19, 2005.

TEST OF ATTRITION

Six players ended up fouling out, including four for Texas. Longhorns' forward Olamide Aborowa, who had played in only 12 games this season and was averaging 1.3 points, was pressed into service during the second OT and made a huge basket with 1:11 remaining to give Texas a three-point lead.

RECORD BOOK

Thomas tied a Florida State single-game record with 34 field-goal attempts. Bev Burnett also attempted 34 shots on Dec. 16, 1987, against Georgia Southern. Thomas came into the game making 53.2 percent from the field but was 9 of 34.

Golden: Texas guard McCarty is small but has a big game

Statesman Take

Column

Posted February 12th, 2017

Brooke McCarty has three hobbies.

Basketball.

Shopping.

Sleeping.

Yeah, McCarty loves power naps and sleeping ranks ahead of some things college kids rarely miss out on like going out or watching television. One of the more popular athletes on campus, McCarty isn't exactly a sports fanatic. When I asked her if her floater shot came from watching Spurs guard Tony Parker, she said, "I don't really watch basketball much. I just play."

What about the Olympics last summer? You didn't watch the USA basketball teams win gold?

"Uh...no."

Brooke may not be watching the game but between her marathon shooting sessions in the gym, mall trips and power naps, future opponents shouldn't make the mistake of sleeping on Texas' junior point guard who has my vote as the most underrated player in the country.



Lady Horns Brooke McCarty looks for the open player against Texas Tech at the Frank Erwin Center on Saturday, January 2, 2016.

Jamie Harms/for American Statesman

At 5-foot-4, McCarty is playing a big girl's game like an Amazon. Just ask Baylor. The League City Clear Springs product gave the nation's No. 2 team the work Monday night when she torched the Lady Bears for a season-high 22 points in Waco, including a statement 27-foot bomb to beat the first-quarter buzzer. And don't make the mistake of assuming she's one-dimensional. McCarty scored 12 points in the paint against a Baylor team that leads the country in blocked shots.

"She's smart and creative with the ball," said assistant coach Jamie Carey. "She's a very bright player who is smart in her movements. She never does

the same thing twice.”

With that signature bun bouncing atop her head, McCarty swished a free throw to become the 42nd player in program history to reach 1,000 points scored en route to helping her team improve to 20-4 overall and a sparkling 14-0 in Big 12 play entering Monday night's non-conference game at No. 5 Florida State.

McCarty is living proof that size doesn't always matter. Don't compare her to Muggsy Bogues or Spud Webb because those guys wouldn't stand a chance against her in a three-point shootout. She has the range of Diana Taurasi, the guts of Allen Iverson, but not the look of a someone whose Hall of Fame assistant coach believes will play well on the next level.

It's simply matter of heart and will, said Texas assistant Tina Thompson, the leading scorer in WNBA history.

“If anyone sees her outside of a basketball environment,” Thompson said, “they're kind of thinking like, ‘No way. No way is this cute little thing doing all of these very impressive things on the court.’ I guess her resumé doesn't necessarily fit the package but she's incredible in what she's able to make happen.”

Brooke McCarty, BIGGEST PLAYER ON THE FLOOR!



The Longhorns have weapons for days like guard Ariel Atkins, center Kelsey Lang and freshman guard/forward Joyner Holmes but it all centers around the smallest player on the team and perhaps the one with the biggest game. The 21-year-old McCarty never makes excuses for her lack of height and why should she? After all, it's never stopped her from achieving her goals. Would you be surprised to know her 73 defensive rebounds rank third on a team with 12 players that stand 5-foot-8 or taller?



Texas' Brooke McCarty(11) drives to the basket past Baylor's Imani Wright(20) during a NCAA college basketball game at the Frank Erwin Center Sunday, Feb. 8, 2015. (Stephen Spillman for AMERICAN-STATESMAN)

“Some people make it a bigger deal than it is,” said McCarty. “I’ve always been the smallest player so it’s nothing new. I’ve always played against people bigger than me so it hasn’t really been a challenge. I’ve been dealing with it all my life so at this point it’s like, either you’re going to play or you’re not.”

She’s playing and slaying. McCarty has improved in every important statistical category, leading Texas in scoring (13.9), assists (3.6), three-point makes (55), three-point percentage (.437) and minutes per game (32.3). As a result, coach Karen Aston’s deepest club has won 18 straight and has the potential finish up in Dallas next month, which would be Texas’ First Final Four since 2003.

After a bout of homesickness as a freshman, McCarty has become what she calls a lead-by-example type of player. And while the transition from the wing to point guard has been a tough piece of work, her popularity has ascended in the same manner in which her game has evolved. Becoming more vocal on the court is something she admittedly needs to do more of since she's always the one running the show full-time.

"She's learned as she's gone along after a freshman year of not liking any of us (coaches) very much," Aston said. "She started to understand what it takes to be a really good basketball player at this level and how to practice every day."

She's getting there in the communication department, though. The people around her will tell you this Brooke rarely babbles. It doesn't keep others from talking about her. Aston said she can't go anywhere without a Texas fan asking about her point guard.

Her in-game hairstyle inspired teammates Atkins, Lang and Brianna Taylor to create an @Brooke_bun account on Twitter. It's approaching 4,000 followers, none of whom are named Brooke McCarty. She does have a personal Twitter account. Her last tweet came in September. ... Of 2014.

Call her a throwback, if you will. She lives in the gym and seeks the counsel of mom Lisa Garrett, who introduced Brooke to basketball while coaching a Little Dribblers game back in the day.

"If you come to a game, just listen for her voice yelling at me behind the bench," McCarty said.

So as Texas rolls along, its point guard is quietly impacting the team in ways we haven't seen since Carey, Stacy Stephens and Tiffany Jackson were playing for Jody Conradt.

“She fears none and respects all,” said women’s athletic director Chris Plonsky.

McCarty won’t say it but she embodies the We-Can-Do-This spirit on this team.



IN SEASON

BASKETBALL

LEADING LADY

IN HER SENIOR SEASON, KELSEY LANG
HAS EMERGED AS A TEAM LEADER

BY STEVE LANSDALE

“ Personally, my main goal is to do everything I can to help the team win, whether that’s scoring, defense or rebounding — whatever it takes to get where we want to go. ”

TEXAS CENTER KELSEY Lang is not one for excuses. After a sophomore season in 2014-15 in which she led the Longhorns in points and rebounds and earned second-team All-Big 12 honors, expectations soared.

But in her junior season, Lang’s numbers dipped. She averaged 6.5 points and 4.5 rebounds per game after averaging 10.6 points and 6.4 rebounds the previous year. However, the change in her performance was due to legitimate reasons. During offseason training, Lang broke a bone in her left (non-shooting) hand that limited her workouts. At the same time, Imani Boyette became a dominant inside presence, averaging 11.3 points and 8.9 rebounds, and blocking 104 shots, effectively demanding a starting role and major playing time en route to becoming a first-round draft pick by the WNBA’s Chicago Sky.

Lang was cleared to return to the lineup in time for her junior season but had missed much of the Longhorns’ offseason program. She shared time in the paint with Boyette, and while her value to the team was undeniable, it contributed to her rollercoaster of a career at Texas.

What a difference a year can make.

Head coach Karen Aston said while the broken bone in Lang’s hand and Boyette’s emergence were factors in Lang’s performance last season, the interruption in Lang’s development may have caused her confidence to waver.

“I don’t want to make excuses for anyone, and neither will Kelsey — she didn’t make any last year, and that’s just not who she is,” Aston said. “She had a break in her hand and was out for a large part of the preseason. When she came back, her aggressiveness regressed a little. Imani was playing well, and deserved to play, and Kelsey did a great job in her role. However, it wasn’t the role anyone expected for her. Every year, players have to play different roles, and that included her.

“This year, though, has been totally different for her,” she continued. “Every season is a learning process, and she learned a lot last year, and that paid off this year. She did the work in the offseason. The last piece for me was to help her understand what I’m depending on her for, me telling her that her role changed and how it has changed, and she has done wonders with it.”

Lang is back in the starting lineup and exceeding expectations in her new role. Through the Longhorns’ first 14 games, Lang was one of four Texas players to score in the double figures with an average of 10.0 points per game. She is by far the team leader in rebounds (9.2 per game) and her 32 blocked shots are twice as many as teammate Joyner Holmes. She posted six double-doubles in her team’s first 14 games, establishing new career

highs in points, when she had 23 against New Orleans — a game in which she connected on all 11 field goals she attempted — and rebounds when she pulled down 14 in the Longhorns’ Jan. 7 victory over TCU.

“Coach Aston said in interviews that I play better when I know the team needs me and when I’m not the ‘other’ option,” Lang said. “During my sophomore year Imani was injured, so we had no other option — I had to play, and I had a good year.

“Between sophomore and junior year, I had my injury — I was just going for a rebound — and I was out for a while and lost some confidence,” she added. “When I came back, Imani was playing well, so we ended up sharing minutes.”

The fact that Lang is even at Texas, and now in the position to have a renaissance season, was far from a sure thing.

Born in Georgia, Lang and her family moved to Texas when she was three. The daughter and granddaughter of athletes — her mother, Carrie, was a swimmer, and her father, Bernie, and grandfathers all played basketball — She started playing basketball for her dad at a YMCA during elementary school.

“I was terrible — really terrible,” Lang laughed. “If you called my dad and asked him, he would agree. If you asked him when I was in seventh or eighth grade if I had a chance to play for Texas, he would’ve said, ‘No way — absolutely no way.’ I definitely was a late bloomer.”

For her coach, there’s a lot to like about Lang, above and beyond her 6-foot-5-inch frame. Aston said that in addition to Lang’s physical gifts, she’s impressed with how Lang thinks about the game.

“Anyone can see she can shoot, rebound and block shots, and we need those things,” Aston said. “But Kelsey is a cerebral player. She always understands the game plans — not just what we’re trying to do, but why we’re trying to do it. She has an extremely high basketball IQ.

“We vary our game plans for each opponent and Kelsey’s understanding of the way we change our plan is obvious,” Aston added. “When we scout each opponent, she understands it right away. She understands the changes we make, and is able to follow the game plan.”

Lang said that her extensive knowledge of the game started while learning from her father. And although he might have been her first coach, he wasn’t the only one who made a significant impact on her development.

“After I played at the YMCA, my dad decided he couldn’t coach me anymore,” Lang said. “But one of our close family friends had started a basketball academy called Cut The Nets and I learned a lot there, too. They taught me how to shoot, and how to be an inside and outside threat.”

As Lang and her game developed, her success on the court couldn’t be ignored. She became a force, earning all-



state recognition from the Texas Association of Basketball Coaches (TABC) and District 14-5A Defensive Player of the Year honors. ESPN.com ranked her among the nation's top 15 post players. While her hometown of the Woodlands, a suburb of Houston, isn't known as a factory of Div. I-caliber players, the coaches came calling. As impressive in the classroom as she was on the court, Lang had plenty of options.

But becoming a Longhorn didn't seem likely because Lang was eager to leave the state for college.

"I wanted to see different parts of the country," Lang said. "I wanted to go somewhere with four distinct seasons, which doesn't happen much here."

Lang didn't dismiss in-state schools altogether, and ultimately narrowed her choices to Texas and Duke University. She scheduled visits to both schools, but only ended up taking one.

"I visited Texas in the fall, and then two weekends later I was scheduled to go to Duke," Lang said. "I came to Texas and loved it. I loved the school, the coaching staff and the team. Austin is an amazing place and the campus is unbelievable."

"After I returned home, I was still supposed to go on my visit to Duke," she explained. "But I told my dad I wanted to call Coach Aston and commit to Texas. He asked if I wanted to take my trip to Duke, just to be sure, but I already knew. I called Coach Aston and committed. A few years before that, I never would've imagined I'd be at playing at Texas, but there's something about coming to Austin."

Once she arrived in Austin, Lang acclimated to her new school and surroundings. In her second year, Boyette got hurt, and whether or not Lang was ready, the center position was hers. She worked to prepare for the challenge, and she shined. Suddenly a starter, she averaged just over 27 minutes per game. Her 359 points and 218 rebounds led the team, with her 48 blocked shots ranking second.

Aston may easily be right. Lang is at her best when she is most needed if you compare this season to the one two years ago. In 2014-15, Boyette was hurt; this season, backup center Audrey-Ann Caron-Goudreau missed significant time during the first part of the season, forcing Lang to play more than 27 minutes per game, an average that trails only the 31 minutes averaged by guard Brooke McCarty.

"We asked a lot of her [two years ago] because we needed her, and she came through for us," Aston said. "This year is the same situation because we've had to deal with an injury to Kelsey's backup. So Kelsey has been having to do more. Last year, Imani was carrying a pretty big load, and while Kelsey didn't like playing less, she did a great job on a team that had a good year."

"I don't think any player at this level who's competitive — and Kelsey definitely is competitive — ever wants to come off the floor," she continued. "Yes, she's playing a lot of minutes, but she's embracing her role. She doesn't wear her emotions on her sleeve, so you might not think she's as motivated as she really is, but she's a great leader for us, on and off the floor."

Part of that leadership has been in the classroom, where Lang has stood out. In fact, Texas was even on the list of schools she considered after her parents were satisfied with the school's academic standards.

Lang is majoring in economics and has a minor in business, and said she would like to attend graduate school to pursue a career as a financial advisor. But there are those who think that chapter of her life should wait.

Travis Mays is the women's basketball head coach at SMU, but the former Texas player and women's assistant coach knows Lang well, having helped in her recruitment. Mays acknowledged that the career Lang calls a "rollercoaster" might have dipped a little last season, but he also pointed out that post players often develop a little later than many perimeter players. He also stated that Lang has the ability to play professionally, if she chooses to go that route.

Aston agreed with her former assistant coach.

"I agree post players are a little slower in their development, but that's because of how they're guarded in high school," Aston said. "When you have a player with her height and length, [opposing] high school teams often will have three or four players around them. Most teams don't have a player who can match up physically. So sometimes those post players

need a little while to develop, because they don't know how to play with space. In college, teams really can't bunch three players around someone, because the other players are too good and will make you pay."

"But there's no question in my mind that Kelsey can play at the pro level," she added. "She has the size, but she also has the work ethic and the stroke. You don't find players her size who can shoot like she can."

Lang is open to an alternate career path.

"I'm not ready to give up the game just yet," she said. "I think every young player dreams of playing professionally. Whether that goal was obtainable a few years ago was questionable, but definitely over the past few years, it became much more of a realistic goal, and hopefully I get that chance."

Before that, however, Lang has some unfinished business in Austin. The Longhorns won 31 games last season and finished the season ranked seventh in both polls. Texas finished second in the Big 12 and were eliminated from the NCAA tournament in the Elite Eight by eventual national champion Connecticut.

"We have young players and they're talented, but they're learning and we're learning with them," Lang said. "At the start of the year, we had more confidence than maybe we should have, and that showed in some of our early losses. But we're such a young team that it wasn't the end of the world. If we continue to work hard, I don't think there are limits for what this team can do."


"Personally, my main goal is to do everything I can to help the team win, whether that's scoring, defense or rebounding — whatever it takes to get where we want to go," she added. "Keeping that mindset will help us throughout the rest of the season, including the postseason. I'm not the person to worry about [individual] things. At the end of the season, those things are nice, because it's nice to know that people appreciate what you have done for your team. But if you do the things that bring in the individual recognition that usually means you're doing the things to help your team win, and that's most important."

LIFE IS BETTER IN COLOR

Let us take care of all your printing needs:
MAGAZINES | CATALOGS | BROCHURES
CALENDARS & MORE

4524 Express Center Dr.
San Antonio, TX 78239
761-0020 | www.shweiki.com

SHEWIKI MEDIA



Kelsey Lang

Down goes Baylor! Texas women put the Big 12 on notice with upset in Waco

[Rick Cantu](#) American-Statesman Staff



Women's Basketball

Posted February 7th, 2017

Texas has not won a game of this magnitude since the Longhorns defeated No. 1-ranked Tennessee 74-59 in 2004.

For many reasons, though, Monday night's 85-79 victory over No. 2 Baylor at

the Ferrell Center was far more significant than that victory over the Lady Vols. Texas had lost its 14 previous games to Baylor by an average of 17.4 points. The last time Texas beat Baylor — March 7, 2010 — the Bears' Brittney Griner was serving a two-game suspension for punching a Texas Tech player in the face.

Publicly, Texas coach Karen Aston downplayed the significance of Monday's nationally televised upset. "We haven't won anything yet," she told roughly 20 reporters in her post-game news conference.

That was the coach's way of telling her players they cannot rest on one milestone. What good is beating Baylor if they lose to Kansas or Iowa State?



Texas head coach Karen Aston, center, celebrates with teammates Ariel Atkins, left, Brooke McCarty (11) after an NCAA college basketball game against Baylor in Waco, Texas, Monday, Feb. 6, 2017. Texas won 85-79. (AP Photo/LM Otero)

Big 12 success comes first. The Longhorns have won only one outright Big 12

regular-season championship (2003) and one conference tournament championship (also 2003). Monday's win does not guarantee any such titles this year.

But the Longhorns gained something just as important. The biggest win of Aston's five years here makes Texas relevant again. The Longhorns will be included when there's discussion about the best teams in the Big 12. It also shows the rest of the country that UT's revival is just getting started.

Freshman Joyner Holmes played her best game of the season, scoring 20 points while showcasing a mid-ranger jumper that seemed impossible to guard. She had 10 rebounds to help offset Baylor's frontcourt size advantage.

On Tuesday, two Texas signees — point guard Chasity Patterson of Houston and Rellah Boothe of Bradenton, Fla. — were named two of the 10 semifinalists for the Naismith Girls Player of the Year award. Both will play in the annual McDonald's All-America game March 29 in Chicago.



Texas guard Brianna Taylor (20) grabs the rebound against

Baylor forward Kalani Brown, center, during the first half of an NCAA college basketball game in Waco, Texas, Monday, Feb. 6, 2017. Looking on is Texas center Kelsey Lang, right. (AP Photo/LM Otero)

Credit for UT's rise in women's basketball goes to Aston for her recruiting acumen. Her current team is already filled with McDonald's All-Americans — Ariel Atkins, Brooke McCarty, Lashann Higgs, Jordan Hosey, Jatarie White, Alecia Sutton and Holmes.

Aston opened her career at Texas with a 12-18 record in 2012-13. The Longhorns have followed that by going 22-12, 24-11 and 31-5 the next three years. Texas (19-4, 13-0 Big 12) has five conference games left.

On Monday, the Longhorns outlasted Baylor by not shrinking in crunch time. After Baylor erased a 16-point deficit to tie it 76-76 on an Alexis Jones jumper, Holmes responded, hitting a short banker with 59 seconds to play. She then sank two free throws on UT's next possession for an 80-76 lead with 7,054 fans screaming in her ears.

Baylor would get no closer.

Texas snapped Baylor's 54-game home winning streak. The Longhorns owned a 38-37 rebounding advantage, the first time Baylor has lost the battle of the boards this season.

"(Texas) came out on fire," Baylor coach Kim Mulkey said. "Compliment those guys because they came ready to play. ... They just punched us right in the mouth."

The rematch will be Feb. 20 in Austin.

Social media heated up after the Texas triumph. "Congrats to @CoachKarenA and @TexasWBB on your great win tonight. Keep it rolling!" Mack Brown

tweeted. “Shoutout to Baylor Women’s Basketball for their 7 year run. Apologies for what’s to come,” tweeted Imani Boyette. “Wow. This is a huge win for @TexasWBB,” tweeted ESPN sideline reporter Holly Rowe.

The win snapped a 14-game losing streak to Baylor, gave Texas sole possession of first place in the Big 12, and ended Baylor’s 54-game home winning streak and the Bears’ 29-game conference winning streak.

McCarty, though, did not seem overwhelmed by the victory.

“Coach talks about being in the moment because every game is important,” said McCarty, who became the 42nd player in UT history to record 1,000 career points. “This was a tough game, but hopefully we can keep building from this.”

With the victory, the Longhorns won their 17th straight game, the second-longest active streak in the country.

Just 80 more to catch UConn.

Lang reaches milestone in final season at Texas



Texas senior center Kelsey Lang powers over Kansas State defender Shaelyn Martin in the Longhorns' Feb. 4 victory over the Wildcats, 63-58. Lang finished the game nearly with a double-double, posting 10 points and nine rebounds.

Kelsey Lang flipped a simple layup into the basket Saturday in Texas' 63-58 victory over Kansas State. While that bucket counted for just two points toward her 10-point total, it counted for much more to her personally.

With the routine play, the senior center became the 41st Longhorn in school

history to score 1,000 career points. Ordinary play, remarkable accomplishment.

“It means a lot,” Lang said. “There are only a handful of people who have done it here, so I think that it’s fantastic.”

On top of the 1,000-point milestone, Lang has also cemented herself as one of the top shot blockers in Texas history. Lang has swatted away 163 shots in her career, good for seventh place on Texas’ all-time career blocks list.

“You always want to congratulate a player when they reach a milestone,” head coach Karen Aston said. “Just really proud of Kelsey’s career.”

The 6-foot-5-inch center has bore much of Texas’ inside duties this season, sharing the paint with freshman forward Joyner Holmes. Lang is threading together a dual-threat season, leading the Longhorns in rebounds with 8.4 per game and double-doubles with seven. Lang’s on-court leadership and tenacity to score have excelled her in her final season in Austin.

“A lot of it is her experience and understanding of the game,” Aston said. “She may not know it, but down the stretch here she has seemed a little bit like a point guard to me. I mean, there have been times that she’s thinking the game like that. She’ll ask questions in the huddle, she’ll talk to the players as if she was one of the leaders, which she is.”

Highs and lows mark Lang’s career on the court. With her days on the 40 Acres dwindling down and the success of her team trending upward, Lang continues to embrace her role as one of the leaders on a Longhorns squad that rides a 17-game winning streak and controls the reigns of the Big 12.

“You’d like to say you play as hard as you can freshman through senior year,” Lang said. “But as a senior, you just realize that you only have a few months

left. I think that me and (Brianna Taylor) definitely realize that and we just wanna do everything we can for this team because it's a special team."

Holmes, who has quickly developed into a dominant player on a young Texas roster, credits her drive and aggressiveness to the team's willingness to play for one another. Holmes' career is just beginning, but she plays for teammates such as Lang whose days on the court are numbered.

"We've been talking to the seniors lately and I just don't want them to have a bad year," Holmes said. "Recently, I've been starting to think about that because I figured if I put myself in their shoes, I wouldn't want to go out on a bad note. We just need to continue to stay as a team and not let anything come between us."

Women's Basketball's Lang surpasses 1,000-point milestone

In a career of peaks and valleys, the 6-foot-5 senior center is back on top

From the outset, the play looked ordinary, routine even.

A post feed from a double-teamed [Joyner Holmes](#) set up a layup for senior [Kelsey Lang](#), who calmly jogged back down the court afterwards with her index finger raised in subdued celebration. But the everyday nature of the play belied the milestone it represented.

With the layup against Kansas State on Saturday night, Lang became the latest Longhorn to score over 1,000 career points. She is just the 41st player in school history to surpass that mark.

"It means a lot," Lang said. "There are only a handful of people who have done it here, so I think that it's fantastic. It feels great to be in the books with them."

Lang didn't stop with one edit to the record books. Her five blocks on the night moved her into seventh place on Texas' all-time career blocks list. She's recorded a total of 160 denials during her time in Austin.

At the time of Lang's milestone shot, Texas had allowed the Wildcats to score the first eight points of the second half and trailed by seven, 34-27. Lang said she knew going into the game that she was close to 1,000 points – she finished the night with 10 points and nine rebounds, even though she only needed eight to reach the mark – but the tight score prevented her from realizing her achievement.

"I had no idea," Lang said. "I knew before the game that I needed eight more points, but the game was pretty close. I wasn't thinking about that."

Lang's shot turned the tide, igniting a 14-0 Texas run to reclaim a 41-34 Longhorn advantage. Texas did not fall behind for the remainder of the game and emerged from the contest with a 63-58 victory.

With the graduation of star center [*Imani Boyette*](#) after last season, Lang has shouldered much of the responsibility in the paint for the Longhorns this season. But with Lang's combination of leadership and playmaking abilities, head coach [*Karen Aston*](#) said she sometimes has to remind herself that the 6'5" center isn't in fact a point guard.

"I'm just really proud of Kelsey's career and her journey," Aston said. "She's a model student first and foremost, but she's also grown into a really solid basketball player. It just seems like we're so much calmer when Kelsey's on the floor, and a lot of it is her experience and her understanding of the game."

Aston and Lang are quick to describe her career at Texas as a series of peaks and valleys. After spending most of her freshman year adjusting to the fast pace of college play, Lang emerged as the leading scorer and rebounder for the Longhorns in her sophomore campaign, earning All-Big 12 Second Team honors along the way. But she struggled to follow up on her breakout season, averaging just 6.5 points per game and 4.5 rebounds per game in her junior year.

This year, Lang has returned to form, averaging 11.2 points per game and 8.9 rebounds per game over her last 18 appearances. Lang said growing up during her time at Texas has allowed her to flourish in her final year.

"I just think I'm more comfortable," Lang said. "I have had those highs and lows and I'm just in a place where I'm mentally and physically in shape. I

think my teammates and coaches have done a tremendous job helping me through if I do have a down game or I do have a bad practice along the way."

Lang attributes part of her current success to the knowledge that her playing days at Texas are numbered. She plans to graduate in May with a degree in economics and a minor in business.

"You don't really think there's an end until it actually starts approaching," Lang said. "Now we're in the second half of conference play and it's like, 'Whoa, only so many more games are guaranteed.' I just have had such a rollercoaster career here that I just really wanted to end on a high and just help my team in whatever way I can."

Lang isn't one to spend much time dwelling on her individual achievements. A road matchup with No. 2/2 Baylor looms on Monday as the Longhorns look to add another victory to their current 16-game winning streak. She said she plans on saving that kind of personal reflection for after her final game.

"I'm kind of on to the next one," Lang said. "But I'm positive once the year is over I'll look back on games like these and think, 'Wow, that was a pretty great accomplishment.'"

[Print Friendly Version](#)

Confident Lashann Higgs is beginning to excel for the streaking Texas women

[Rick Cantu](#) American-Statesman Staff



Women's Basketball

Posted February 3rd, 2017

Story highlights

- Over the last eight games, Higgs has come off the bench to average nearly 10 points a game.
- The former McDonald's All-American led Texas with 19 points in last year's NCAA Tournament loss to UConn.
- She doesn't start, yet still ranks second on the team in field goal percentage and third on the team in steals.

Lashann Higgs was unaware that she'd committed an oral hygiene blunder. In front of TV cameras, no less.

During last week's 69-54 victory over West Virginia, she blocked her first shot of the season and lost her mouthpiece moments later. She scooped it off the floor during a scramble for the ball, inserted it back into her mouth, and outraced everyone across the floor to score a driving layup.



Texas's Lashann Higgs drives to the basket against TCU during the first half of an NCAA women's college basketball game at the Frank Erwin Center in Austin, Tex., Saturday, Feb. 27, 2016. RICARDO B. BRAZZIELL/AMERICAN-STATESMAN

Fox Sports 1 caught the sequence and replayed it over and over. The play showcased her quick reflexes and natural speed.

It was certainly a positive memory during the basketball team's 15-game winning streak. Or was it?

"I don't remember it happening," the Cedar Ridge graduate said Friday.

Higgs has not seen the FS1 replay, even though countless friends have relayed the story to her. "I must have been going on just adrenaline."

Coach Karen Aston joked that Higgs must have beaten “the five-second rule.”

“It doesn’t take Lashann long to do anything, so I’m guessing it wasn’t on the floor very long,” Aston said.

Texas (17-4, 11-0 in the Big 12) hopes to keep its streak alive Saturday when the Longhorns host Kansas State (17-6, 7-4) at the Erwin Center.

Higgs has had more highlights than just grabbing her mouthpiece off the court. In the last eight games, she’s averaging 9.9 points to become one of UT’s most reliable players off the bench. She has begun to show some of the sparkle that made her a McDonald’s All-American in high school.

Higgs doesn’t shy away from big-game pressure. In last year’s NCAA Tournament, she averaged 10.2 points in UT’s four games, including a team-high 19 points in a season-ending 86-65 loss to eventual champion UConn.

Despite those breakout moments, there are times when Higgs hasn’t shined. Yet she still ranks second on the team in field goal percentage (.522) and third in steals (22).

Higgs admits she’s in a constant battle to remain positive. Aston repeatedly tells her to trust her natural ability and don’t let outside distractions hinder her game.

“There have been some dark moments when she’s really gotten down on herself, and I’ve had question marks on whether she was going to overcome some mental setbacks,” Aston said. “Most of it is when she beats herself up over when she makes a mistake. Her (recent) growth has come from here persistence and her willingness to not quit on herself or her team.”

Higgs said she agrees with Aston’s assessment “to some extent.”

“Sometimes as a player, you get caught up in the thought that you have to do everything perfectly,” she said. “I’m now realizing when you do that it tends to lead to more mistakes. ... So when you become comfortable with your mistakes and learn from them, that’s when you grow as a player.”

Higgs said the team has grown up after starting the season 2-4. Losing only to ranked teams — UConn, Stanford, South Carolina and Mississippi State — toughened the Horns up for conference games. The team’s preseason goal of reaching the Final Four next month remains intact.

Aston describes Higgs as an “energy person,” and the 5-9 guard relishes that role.

“I’m playing with more confidence,” Higgs said. “I’m playing more attention to details, working hard in practice to play my game.”

Texas women flourish under new leadership



Texas completed its first perfect January in 28 years as it pushed past No. 22 West Virginia 69-54 Sunday afternoon.

The No. 12 Longhorns ride a 14-game win streak. They've opened conference play with 10 straight victories — shattering the previous program record.

While Texas entered this season with plenty of momentum and high expectations, a cloud of uncertainty loomed on the 40 Acres, too.

The team entered the 2016-17 campaign coming off Texas' first NCAA Elite Eight appearance since 2003. That 31-win team boasted a slew of core talent,

headlined by WNBA first-round pick Imani Boyette.

Texas also lost three four-year starters, including its leader on and off the court in point guard Celina Rodrigo.

Those losses made it unclear as to the program's future. A new batch of talent stepped in, giving Texas the No. 4 recruiting class in the nation, according to ESPN.

But those new stars could do little to replace the veteran core of the previous year.

Without the necessary growth, the season might have devolved into rebuilding in preparation for 2018 — and it looked to be trending that way as Texas dropped four of its first six contests.

Head coach Karen Aston acknowledged growing concerns at the start of the season. Entering her fifth year at the helm, Aston understood the somewhat precarious situation in which Texas found itself.

“The other difficult part for this group is that when you look at our starting lineup, aside from Kelsey Lang, every player is in a new role,” Aston said back in November. “It takes time to adjust to the new roles. I would be discouraged if I didn't think the future of this group looked good.”

Though it took some time, the dubious direction of the season straightened out, and the Longhorns (16–4, 10–0 Big 12) are on track to make another postseason run.

Called to step up, the team's only two seniors, guard Brianna Taylor and center Kelsey Lang, evolved into vocal and steady leaders. Alongside junior guards Brooke McCarty and Ariel Atkins — Texas' two leading scorers — the four have willed this young squad to the best conference start on record.

“The collective job that those four have done has been tremendous in just a sense of where we started with their leadership and where we are now,” Aston said.

That leadership has shown itself in the rapid development of freshman forward Joyner Holmes. Already third highest on the team in scoring at 11.8 points per game, Holmes has blossomed into the offensive threat Texas badly needed if it was to remain in contention.

Holmes credits the guidance of her teammates and fellow starters in allowing her to be effective.

“I think I follow mostly behind my counterparts like Kelsey,” Holmes said. “And I think Ariel and Brooke and Bri do a great job of leading, so I just follow them and then I try to step into my role as best as I can.”

That leadership may not always be evident from the fan perspective. But it’s those small things that Aston continually emphasizes that allowed the cohesive and seemingly tournament-ready team that Longhorn faithful cheers for each night to emerge.

“Again, when you talk about the young players, that’s something that (the upperclassmen) have done a really great job with — is just kind of taking the young ones under their wing,” Aston said. “And you might still not hear them, but you can see them pulling them to the side and trying to, what I would call, mentor them.”

Holmes progresses as season moves on



Freshman forward Joyner Holmes fights off a crowd of Sooners on Tuesday, Jan. 17. Holmes starred for the Longhorns with a 20-point, 10-rebound double-double in the 86-68 victory.

Joyner Holmes picked up a basketball when she was four years old. She's had one in her hand every day since then.

Holmes quickly developed a knack for the game. As a middle schooler in Cedar Hill, Texas, she began to realize she had a bright future on the hardwood.

“In fifth and sixth grade, I started playing against boys in P.E. and they would always tell me I was good,” Holmes said. “I got to seventh grade and I was killing teams, like single-handedly. Then after my eighth grade season when I was going into high school, the varsity coach asked me to come over and play in a fall league with them, and that’s kind of when I knew I was pretty good.”

Natural physicality and the passion to compete has always come easy for Holmes. But she needed to convert her raw talent into a complete skill set when she stepped foot onto the 40 Acres.

Nervousness set in when the 6-foot-3-inch forward made her debut on Nov. 14 against the Stanford Cardinal in Palo Alto, California. She only recorded three points in a 71-59 loss.

But the jitters didn’t linger long as her confidence began to soar. Holmes bounced back with a 22-point outing against Houston Baptist. Once the season started to progress, she knew it was time to turn it up a notch — and so did her teammates.

“After a few games where I actually scored and rebounded and played defense, my teammates came up to me and said, ‘you can do that every game,’” Holmes said. “From that point forward, I just had a mindset to just give it my all.”

In early December, Texas head coach Karen Aston provided Holmes an opportunity she couldn’t resist — a spot in the starting lineup.

“Coach asked me if I wanted to start and I kind of hesitated,” Holmes said. “But I told myself, ‘I think I’ve matured and I think I’ve grown since I got here, so I think I can step into my role a little better.’”

Holmes has started in 16 games for the Longhorns this season. Two months

have passed since her collegiate debut and a more confident, comfortable Holmes is making huge contributions to the No. 12 Longhorns' success. Texas rides 12-game winning streak and an undefeated Big 12-record into tonight's matchup with TCU.

Holmes averages double-digit points on the season along with junior guards Brooke McCarty and Ariel Atkins — the only three Longhorns to do so.

In eight conference starts, Holmes put up 13.1 points and 8.8 rebounds per game. Aston dedicates Holmes' development to her commitment and willingness to learn from her teammates.

“One of the keys to coaching talented young players is having talented older ones,” Aston said. “(Holmes) definitely has a lot to learn and a lot to get better at, and she knows that, but I think she wants to be good. She wants to please, but she also wants to not let her teammates down.”

Holmes continues her freshman campaign this evening as the Longhorns take on TCU in Fort Worth, Texas. Tip off is slated for 8 p.m.

Bohls: Texas' Joyner Holmes does impersonations of superstars, good ones

Statesman Take

Column

Posted January 18th, 2017

Story highlights

- Joyner Holmes was once promoted to practice with the Cedar Hill varsity basketball team. As an eighth grader.
- Holmes' mother, Twana, used to get on her husband, Ron, for being so hard on Joyner in backyard, one-on-one basketball games. He'd never let her win.
- Holmes gets her first name from Olympic gold medalist and one of the greatest female athletes of all time, heptathlete Jackie Joyner-Kersey.

Karen Aston's had her eye on Joyner Holmes for more than a moment.

Try eighth grade.

"Yeah, I think that's when she started looking at me," Holmes said.

Aston wasn't the only one who had eyes for this gifted basketball player. And why not?

That same year, didn't Cedar Hill coach Andrea Robinson promote the middle-schooler to fall practice with the *varsity*? Didn't Holmes start

attracting what her mom guesstimated was at least 600 letters from college coaches like Kim Mulkey and Geno Auriemma? Hadn't Holmes been to camps far and wide and made her name on the AAU circuit where one sportscaster in an interview just happened to drop the notion that she was a "female LeBron James?"

That's so wrong.

Hyperbole? Well probably, but not necessarily.



Texas' Joyner Holmes dances to her player introduction with teammate Jordan Hosey at the Erwin Center. The Texas Women's basketball team played a matinee game against Houston Baptist Wednesday afternoon November 16, 2016 with hundreds of AISD elementary school students in attendance.

RALPH BARRERA/AMERICAN-STATESMAN

But after all, Joyner's a Kobe gal. The athletic, 6-3 freshman swingman has the Kobe Bryant jerseys to prove it, starting with the one her high school teammates gave her on her 16th birthday.

”He’s my favorite player of all time,” she said unabashedly. “I love his mentality. He’ll win the game for you. He’ll put his team on his back. I love Kobe.”

Twana Holmes knew her daughter was going to be different when her pediatrician told her early that Joyner was “going to be off the charts.” She was right when Joyner grew to 6-2 as early as her sophomore year in high school, a season when she also played point guard, a position she could probably manage today with her great handle, court vision and physical skills.

“She’s a huge Kobe Bryant fan,” her mom said Wednesday. “She loves the way he gets to the hole. If she ever gets to shoot like Kobe, she will be off the chain.”

Added Aston, “If she becomes a shooter, she may be one of the best players to ever play the game. If she stays on track.”

Her 6-1 dad, Ron, played hoops at Central State in Wilberforce, Ohio and regularly schooled Joyner on the sport court behind that the family put in behind their two-story house on a one-acre lot in Cedar Hill. There, or on the side basket on the driveway, dad would take his daughter to the basketball woodshed, toughening her up even as he made her cry. He never let her win.

“I was so mad,” Twana said. “Ron would say she’s still a girl, but she’s going to be a feisty girl.”

One that still longs to beat her pops in their rugged, one-on-one battles back home. “That’s definitely on my bucket list,” Joyner said.

It’s a long list. It once included competing in the triple jump and long jump at Texas, which wanted her in that role, but there just isn’t time in the schedule. It includes going into sports broadcasting, and why not for this Texas

freshman who does crackerjack impressions of everyone from Aston to her teammates. It includes living up to her namesake, Olympic gold medalist heptathlete Jackie Joyner-Kersey, because Twana said, “You give people names that can be legendary and foster greatness, and they will always remember that and try to further themselves.”



Texas Joyner Holmes during practice on Thursday, Oct. 27, 2016 at the Cooley Pavilion, UT campus RICARDO B. BRAZZIELL/AMERICAN-STATESMAN

Holmes is certainly doing that. She came in ranked as the No. 1 or 2 recruit in the nation and hasn't disappointed, having just put up 20 points and 10 rebounds in Tuesday's win over Oklahoma, but she got no coddling at home.

“That's absolutely true,” Twana said. “When she comes home for break, she

does the dishes. I tell her, 'If you can be a McDonald's All-American basketball player, you can be a washing-dishes All-American, too.'

Unlike Kobe, Holmes doesn't exactly rain shots from all over the floor. In fact, her range is quite compact. Only at or very near the rim, the same rim she hopes to eclipse at some point.

She'd heard that a UCLA women's player had recently attempted to dunk. Holmes has tried, to no avail. Not yet, but she will in short time because she's as athletic a big girl as the storied Longhorns women's program has ever had. She's so much more instinctive and athletic than Imani Boyette, the former Longhorn now drawing WNBA paychecks with the Chicago Sky.

"My teammates have told me to try to dunk," Holmes said. "I can get the ball to the rim, but I can't get it in the hole yet. Oh yeah, it's a goal."

Goals, she's got. Talent, she has. Sherri Coale, Oklahoma's curly-haired basketball boss, called Holmes "an unusual basketball player" after watching her dribble coast to coast for an emphatic layup on one play against OU. "My goodness, she's talented. She has the ability to jump over you."

She has terrific court awareness and showed off her skills as a passer with a bounce pass to teammate Kelsey Lang for an easy layup Tuesday. Still, she tries too much at times, reason enough for her 50 turnovers this season.

But she's not your typical freshman.

"I'd say she's a freshman-and-a-half," Aston said.

Or a freshman and half a superstar. This young lady is the future of the Texas program, a bright future at that considering Aston's battle-tested team is in the midst of an 11-game winning streak and is trying to match Big 12 giant Baylor step for step.

And maybe Kobe as well.

No Boyette? No problem so far for Texas, thanks to Kelsey Lang

Lang has contributed double-figures in rebounds in seven of her last eight games and ranks fourth in the conference with an average of 8.8 boards per game

[Rick Cantu](#) American-Statesman Staff



Women's Basketball

Posted January 3rd, 2017

Story highlights

- Texas had outrebounded its first 11 opponents before entering Sunday's game at Iowa State. The Longhorns pulled out a 75-68 victory over the Cyclones despite losing the battle of the boards 36-34

Perhaps it's no coincidence Texas is playing its best basketball of the season at the same time Kelsey Lang is playing the best of her career.

The 15th-ranked Longhorns have won six straight games, and the 6-5 senior is largely responsible. No longer in the shadows of 6-7 Imani Boyette, Lang has blossomed into one of the Big 12's best post players.

Numbers don't lie.

Lang has contributed double-figures in rebounds in seven of her last eight games and ranks fourth in the conference with an average of 8.8 boards per game. She's tied for the Big 12 lead — with Oklahoma State's Kaylee Jensen — with six double-doubles.



ESPN.com: Women's College Basketball

[\[Print without images\]](#) **ESPN**

Wednesday, November 30, 2016

Updated: December 1, 1:52 PM ET

Big tests await young Texas against South Carolina, UConn

By Mechelle Voepel
espnW.com

Some



Junior guard Brooke McCarty leads the Longhorns with 16.3 points and 3.8 assists per game. Texas faces No. 3 South Carolina on Thursday (ESPN2, 7 p.m. ET).

nonconference games make teams feel good -- but give them an inflated sense of where they are on the food chain. Then there are those that deflate them -- but provide a needed reality check.

It's OK to have a mixture of both, but best not to scrimp on the latter, tempting as that might be at times.

Texas lost three senior starters from last season's 31-5 Elite Eight team: center Imani Boyette, who had a solid rookie year with the WNBA's Chicago Sky, and experienced guards Celina Rodrigo and Empress Davenport.

Especially without the 6-foot-7 Boyette anchoring things inside, Texas has a different look this year and will need some youthful contributions right away. But coach Karen Aston didn't want to sugarcoat reality for the Longhorns. So along with two blowout victories, they've already had two "this is what it's really about" games -- and are about to have three more of those in succession.

That starts with a visit from third-ranked South Carolina on Thursday (ESPN2, 7 p.m. ET). Then Sunday, the Longhorns face No. 2 UConn in the Jimmy V Classic in Uncasville, Connecticut, (ESPN, 4 p.m. ET). On

Dec. 11, Texas will host No. 22 Tennessee (4:30 p.m. ET).

No. 14 Texas (2-2) opened the season with a 71-59 loss at Stanford on Nov. 14. The Longhorns made another tough road trip on Nov. 20, losing 79-68 at Mississippi State. The Cardinal are currently ranked No. 11, and the Bulldogs are No. 6.

Around the Rim with LaChina Robinson

Texas coach Karen Aston talks about her success in recruiting, putting together her coaching staff, the chemistry built among the players, the Longhorns' nonconference schedule and more. [Listen »](#)

"We could *not* be playing these guys, and [then] my young kids probably would have a bit of a grand illusion of what Division I basketball is all about," Aston said. "And what playing in the Big 12 and going to the postseason are all about.

"We have a lot of young players who need to grow up fast for our team to be successful. And I think it's the best way for them to grow up, even though it is painful and not fun. For them to realize: 'This is what competition on every possession looks like.'"

The Longhorns finished last season on an 86-65 loss to UConn in the regional final. Nine players are back, including starters Brooke McCarty and Ariel Atkins, both junior guards. They're joined by four newcomers who are eligible this season; a fifth new player, transfer Jatarie White from South Carolina, will be sitting out.

Realistically, one of the returners -- forward Khaleann Caron-Goudreau -- is more on the newcomer side; she sat out last season at Texas as a transfer. She is joined in Austin this year by twin Audrey-Ann Caron-Goudreau, who led Gulf Coast State (Florida) to the Division I junior college national championship last season.

The sisters are both 6-4 and eventually should be able to help fill in the gap left by Boyette, joining 6-5 senior Kelsey Lang. Khaleann recently returned to play after being sidelined by injury, while Audrey-Ann has made two starts. And dynamic freshman Joyner Holmes, a 6-3 guard/forward, is averaging 11.5 points and a team-high 6.0 rebounds.

But there's no question that the Longhorns will rely a lot on their greater experience at guard while their post game grows. And that's where McCarty is ready to step forward.

She was the
Longhorns'
leading scorer
at 11.8 points
per game last
year --
shooting 41.4
percent from
3-point range -
- and has
upped her
average to 16.3

PPG so far this season.

"Brooke is a gym rat," Aston said of how

obsessively diligent McCarty is about getting her work in.

"What is difficult for her is to try to get somebody else to do their work. But I think for them to hear her voice is important. The challenge for her is, 'When

do I get on them, and when do I give them a pat on the back?'"



Freshman Joyner Holmes averages 11.5 points and a team-high 6.0 rebounds per game.

"It's an extension of the coach, and sometimes those things are a challenge for a coach, too. How hard do I push them, and when do I ease up? That's the same way a point guard feels, and now she's getting that feeling that 'I have to manage our team.'"

McCarty has played point guard before, but Rodrigo really carried the emotional weight as team leader last year. McCarty uses her height as a bit of fuel. At 5-4, she heard the "too small" comments at times before she got to college, but didn't let them discourage her. Just the opposite, in fact.

"You find out your strengths, and use them against people," said McCarty, who is from League City, Texas, in the greater Houston area. "I know that maybe I can out-quick them, and I can shoot the ball from deep. I can extend the floor, not just to get opportunities for me, but for my teammates."

The 5-11 Atkins is the Longhorns' second-leading scorer at 13.5 PPG, and 5-9 guards Brianna Taylor (7.5 PPG) and Lashann Higgs (6.0 PPG) are also important parts of Texas' perimeter game.

"I feel like we're kind of a confidence-booster for our posts," McCarty said of the guard corps. "They can learn off of us, and we can help build them up."

Texas lost just once at home last season: to Big 12 champ and all-around nemesis Baylor. Then the Longhorns fell to the Lady Bears again at Baylor, and a third time in the Big 12 tournament title game in Oklahoma City.

Aston doesn't avoid what she calls the elephant in the room: Baylor's dominance in the Big 12 the past several years. Texas' last win against the Lady Bears was in 2010. Texas has lost 14 in a row to Baylor; Aston is 0-10 against the Lady Bears since taking over in the 2012-13 season.

But the rest of the Big 12 has faced that same reality against Baylor. Texas knows the only thing to do is keep improving, and that means taking on big challenges. Which is exactly what Texas is doing now.

"You look at, 'What can this do for us and be a positive?'" Aston said. "We're young, and you have to try to get them to understand the process of all of this."

WOMEN'S BASKETBALL

Texas guard Sutton's basketball life back on track following knee surgery

Point guard Sutton was cleared to play Oct. 17, giving her a chance to make an immediate impact with the Longhorns.

Posted October 27th, 2016



Rick Cantu (<http://www.hookem.com/author/rcantu>) *American-Statesman Staff*

🐦 @rickyprep (https://twitter.com/intent/user?screen_name=rickyrep)

For 10 months, Alecia Sutton's basketball life was put on hold.

Sutton's lifelong passion was ripped apart in December of 2015, when she tore the anterior cruciate ligament in her left knee during her senior season at Parkway North High School in St. Louis, Mo. As the No. 6 prospect nationally in the Class of 2016 — and the No. 2 point guard — the standout known as "Sug" abruptly became a player without a spot on the court.

"When it first happened, it hurt me emotionally and mentally," the 5-foot-8-inch Sutton said Thursday at Cooley Pavilion on the University of Texas campus. "All I knew was basketball."

One of three freshmen on the Texas women's basketball team, Sutton was cleared to play Oct. 17, giving her a chance to make an immediate impact with the Longhorns.

UT coach Karen Aston answered questions about her 2016-17 team Thursday while also introducing five new players. Sutton will be joined by fellow freshmen Joyner Holmes and Jada Underwood. Also joining the Longhorns are two transfers, 6-4 twins Khaleann and Audrey-Ann Caron-Goudreau from Gatineau, Quebec.

Sutton said she was "relieved" to be cleared to practice. She sustained her injury during a holiday tournament on Dec. 27 before undergoing surgery on Feb. 12. On Thursday, Sutton said she's "95 percent" recovered from the injury.

"The only thing slowing me down now is my lateral movement," she said. "Other than that, I'm fine."

Aston said all five newcomers will play key roles in their first seasons as Longhorns. Sutton will back up junior Brooke McCarty at point guard, freeing McCarty to find more opportunities for perimeter shooting. Last season, McCarty led the team in scoring (11.8 PPG) and three-pointers made (67).

"You'd be surprised if you came to practice and saw what Sug's able to do after just two weeks of practice," Aston said. "She's really special."

Sutton, who committed to Texas on her 16th birthday (Dec. 17, 2014), will be eased into the rotation slowly, the coach said. Sutton said she likely will be at full strength when Texas opens Big 12 season Dec. 29 against Texas Tech.

"Sometimes I have to remind myself to be patient with her," Aston said. "She missed all of the summer and a lot of the fall while in rehabilitation."

Sutton said she received her nickname from her father, Larry, who began calling her "Sugar" when she was 2. "I shortened it to Sug once I became a little older," she added.



Texas Alecia Sutton looks on during practice on Thursday, Oct. 27, 2016 at the Cooley Pavilion, UT campus RICARDO B. BRAZZIELL/AMERICAN-STATESMAN

READ MORE ▶

([HTTP://WWW.HOOKEM.COM/COLUMNS/BOHLS-Texas-OVERCAME-BAYLOR-POOR-PLAY-CALLING-STRONG-WILL-GLADLY-TAKE/](http://www.hookem.com/columns/bohls-texas-overcame-baylor-poor-play-calling-strong-will-gladly-take/))

Advertisement

• No pressure, no surprise car buying process
• No gimmicks, no hidden fees or charges
• A dealership built on transparency, integrity and trust

Drive Home Happy

Roger Beasley **MAZDA** MAZDA SPECIALS

SUBSCRIBE TO 'ON SECOND THOUGHT' PODCAST

on iTunes

on Android

via RSS (<http://www.hookem.com/category/on->)

TOP STORIES



November 1st, 2016

Texas History: The past says that win over Baylor ensures Charlie Strong will return
(<http://www.hookem.com/story/history-past-says-win-baylor-ensures-charlie-strong-will-return/>)

John Maher



Her two sisters have equally fun nicknames, Sutton said. Alexis goes by “Nunu” while Atlantis is known as “Tootie.”

Sutton was one of the most heavily recruited players in the country before she committed Texas. She chose UT over Tennessee, UCLA, Nebraska and Louisville.


“When I came here for my visit, everybody was so welcoming,” she said. “I already knew Ariel (Atkins), and she helped me through the process of getting to know the coaching staff and players. This felt like my home, my second home.”

COMMENTS


1 Comment

Sort by

Newest



Add a comment...



Jay West · Chief Executive Officer at Retired

Awesome. Welcome Sug

Like · Reply · 1 · Oct 27, 2016 8:27pm

Facebook Comments Plugin

(<http://www.hookem.com/story/texas-notable-number-secondarys-efficiency-number-10/>)

(<http://www.hookem.com/story/texas-sports-notebook-teammates-uhr-moore-finally-set-big-12-meet/>)



November 2nd, 2016

Charlie Strong named Bobby Dodd Coach of the Week
(<http://www.hookem.com/2016/11/02/charlie-strong-named-bobby-dodd-coach-week/>)

Brian Davis



November 2nd, 2016

The five highest-scoring games ever played between Texas and Texas Tech
(<http://www.hookem.com/2016/11/02/the-five-highest-scoring-games-ever-played-between-texas-and-texas-tech/>)

Chris Bils

MORE ON HOOKEM.COM





TICKETS SHOP DO

Chat With Us

SPORTS TICKETS FAN ZONE MULTIMEDIA ACADEMICS ATHLETICS LONGHORN FOUNDATION CAMPS STORES CONTACT

WOMEN'S BASKETBALL

SCHEDULE ROSTER STAFF STATISTICS ARCHIVES ADDITIONAL LINKS

09.27.2016

Olamide Aborowa: "Basketball Found Me"

Texas sophomore forward has journeyed nearly 7,000 miles from home and persevered through much adversity.

By: Sean Cartell | TexasSports.com



[Olamide Aborowa](#) arrived in Austin with nothing more than a duffel bag and a backpack.

It was a tangible reminder of how far she had come despite having so little.

There's no denying the dearth of material items she has possessed over the years. But Aborowa has never been short on opportunities, which she has fearlessly seized no matter how far they took her away from her home in Lagos, Nigeria.

Accustomed to solitude, Aborowa embarked on what has become a nearly 7,000-mile journey from her home. She first made her way to Philadelphia and Saints John Neumann and Maria Goretti Catholic High School where she won a state championship, and then on to Austin, where she begins the 2016-17 season as a sophomore on The University of Texas women's basketball team.

"I'm happy to be at Texas because I never really thought it would happen to me," said Aborowa, who goes by the nickname Mide (pronounced mee-day).

"What makes me happy is the fact that I know I'm making progress and life is all about growth."

TWO CHANCE ENCOUNTERS

"Hey, do you play basketball?" inquired a stranger on the street.

Aborowa, walking down the street in her native Nigeria, was surprised. Not only did she not play basketball, at the time, she wasn't exactly sure what it was.

"Call me," the man said. "I'll give you my number."

Aborowa continued home where she recounted the occurrence to the guardian with whom she had stayed since the age of eight.

Her father had never been in the picture. Her mother, Olaitan Elizabeth, was often away for work. She lived, most of the time, with a family friend.

"Don't talk to strangers," her guardian instructed, tearing up the slip of paper with the stranger's phone number on it.

Aborowa gave little further thought to the events of that day until the circumstances repeated themselves. Joel Ige, the man she would come to know as Coach Joel, stopped her once again on the same street.

"Hey, you didn't call me that time," he said.

"My guardian said I shouldn't speak to you," she responded.

But Ige was persistent. He followed Aborowa home and spoke with her guardian. He thought it would be beneficial for Aborowa to begin playing basketball.

Her guardian reluctantly relented.

"I started out with Converse and a little pair of tights and a shirt," Aborowa said. "It was a run-down outdoor court and they had a rubber ball. The court had potholes in it that were really bad. That's how I started."

The game didn't come easy to Aborowa.

"I didn't understand it at first," she said. "I was just doing what he told me to do."

But, for Aborowa, the personal achievements that she made through basketball weren't necessarily about what happened on the court. The sport provided an outlet from a life that proved challenging for a 14-year-old and one that had never been easy.

"As time went on, basketball took my mind off a lot of stuff that was happening to me personally," Aborowa said. "I started understanding things better – understanding that it's not just about me. I met more people and I got out of my shell more. Before basketball, I was just in the house. I didn't play any sports growing up."

She would get to the rickety old court as often as she could to play with the all-male group of older players. Aborowa's living arrangement, however, made it difficult for her to make the team's regular 8 a.m. Saturday morning practices.

"I was playing off and on because the lady I was staying with would always say, 'You have to do all of the house chores before you can go out,'" Aborowa recounted. "Before I would get done, it would be like 12 and it would be too late to go. I tried to tell her that basketball and school went together, but she would say, 'oh, no.'"

"She didn't like the fact that I was playing basketball, so she didn't let me play."

Early in her basketball career, Aborowa went with Ige to a camp run by Mobolaji Akiode, the founder of Hope 4 Girls Africa, a 501(c)(3) nonprofit organization dedicated to the increased participation and empowerment of disadvantaged young African women in sports and education.

When she returned a year later, she hadn't improved. Her limited opportunities to practice basketball were mostly to blame.

"She saw me a year later and I hadn't gotten any better," Aborowa said. "She was mad. I told her that I didn't get to practice because they wouldn't let me."

Aborowa stood at the station waiting for the bus to take her home following one of Akiode's 3-on-3 tournaments. Akiode was driving by the bus station on her way out of town, when she stopped her car and rolled down the window.

"I can help you," Akiode said, giving Aborowa her business card. "Come to the United States and get a better education."

Aborowa talked it over with her mother, who agreed to let her explore the opportunity.

For many, the thought of leaving home and moving more than 5,000 miles away would be daunting.

Not for Aborowa.

"I wasn't scared, just for the fact that I was basically alone in my life because I didn't stay with any family members," she said. "I was used to being alone, so I wasn't scared of coming here, but I did lack the confidence that I should have had."

FINDING HER WAY

Aborowa moved to Philadelphia where she lived with a host family and attended Neumann-Goretti. She steadily developed into one of the nation's top prep basketball players, but it was her personal development that Aborowa found most beneficial.

"I had a great support system," Aborowa said. "My coach was amazing and she helped me through a lot of things. When I came to Philadelphia, I had a lot of mental struggles based on things I had gone through as a kid. She helped me get out of myself. I wasn't a perfect kid, but my coach and my host family really helped me, and I'm very appreciative of them."

Under the direction of Coach Letty Santarelli, Aborowa became one of the nation's top-80 players, according to ESPN.com and was the 15th-ranked power forward in her class. She led Neumann-Goretti to a 29-1 record and the Philadelphia Catholic League title as a junior. As a senior, her team captured the PIAA Class AA girls' state championship with a perfect 30-0 record.

Playing basketball at the highest level had become a reality for Aborowa, but it wasn't something she had always been able to envision.

"I was just happy to be here," she said. "I was getting a better education and getting a chance to go to college. High school players now talk about what schools they dream of going to. I didn't really have that or know what school I wanted to go to. I was just going to school and playing basketball because I got to."

It was through participating on the Philadelphia Belles Nike Travel Team that Aborowa first caught the eye of the Texas coaching staff. In April 2014, head coach [Karen Aston](#) and her staff attended the Boo Williams Tournament in Hampton, Va., and caught a glimpse of Aborowa.

"We were sitting there and we had a break between games watching other recruits," said assistant coach [George Washington](#). "Karen watched the Philly Belles play and she immediately came over and said, 'You guys have to see this kid from the Philly Belles. She is a rebounding machine.'"

There's no question that Aborowa's talent was raw. She had only been playing basketball for a few years and was even newer to organized basketball. But Aston was intrigued by Aborowa's potential.

"She hadn't been playing long, but we saw her potential and we needed a post player," Aston said. "You could look at her length and her athleticism and we just saw flashes of things. I saw the potential in her. The way we develop players here, she was someone that we believed we could develop."

As the Texas coaches got to know Aborowa better during the summer of 2014, they quickly realized that she would be a great fit with the program they were re-energizing in Austin.

It was Washington with whom Aborowa was instantly able to relate.

Washington's daughter [Lashann Higgs](#) – Aborowa's age and also now a sophomore on the Texas team – had come from a similar environment in The Bahamas. Higgs immigrated to the United States on her own with hopes for a better life through basketball and school, and was later adopted by Washington and his wife Jackie.

"Because of Lashann, I understood Mide's story and what she had been through," Washington said. "We bonded really fast. She wasn't extremely talkative, but the things we talked about had a lot of substance. We got along really well."

Aborowa's character was appealing to Aston. In the 6-foot-3 forward, she found someone who epitomized what she looks for in potential student-athletes.

"When I did more delving into her as a person, her willingness to stretch herself was intriguing to me," Aston said. "She was willing to come to a place like Texas where she could challenge herself academically, socially and athletically. It would be quite a challenge for her and a lot of kids are not interested in that. She is really gifted academically and that fits well with being at Texas. When we put all of the pieces together, we thought we could really help her reach her potential here."

Aborowa left her official visit to UT with the same feeling.

"I came here for my visit – the girls were cool and the coaches were great," she said. "It seemed like they were going to make me better and they understood where I was coming from. I wasn't in any way a good player. They understood the fact that they could get me better. I got home from my visit and told my host family, 'Yeah, I'm ready to commit.'"

GROWING PAINS

The transition from high school to college is a difficult one for any freshman. For Aborowa, it was more trying than for most.

Once again, she was in a city that resembled nothing like her hometown where she knew no one. As compared to her past experiences, the expectations were off the chart both on the basketball court and in the classroom. There was a rigid schedule and time management would be a necessity. She was also struggling with a handful of psychological issues stemming from her past.

"The thing about being a freshman in college is that you're learning new stuff at a very fast pace," Aborowa said. "It was hard for me because I was used to just doing things my own way. Now I had people saying, do this or do that. It was difficult for me to get everything and just be level-headed, not going from high-to-low, low-to-high."

The practices were intense and nothing like Aborowa had seen. She struggled with the feedback she was regularly receiving from her coaches in practice. In her mind, it felt like she was the only one who couldn't do things properly.

"There were times that I just cried and said 'I don't want to do this anymore. Why is it just me?'" Aborowa said. "They knew I could do better, so they were just helping me. The coaches yell at every other player, but because of the fact that I had problems of my own, it made it worse."

Aborowa's coaches worked with her off the court to provide regular encouragement. They stressed that they were trying to help her reach the potential that they saw in her.

"The biggest thing was helping her understand that everybody messes up," Washington said. "We weren't upset at you for messing up. We expect you to mess up because our job is to coach you. What probably made the biggest improvement in her overall outlook was the extra time we spent in skill training."

"Mide wants to make the most of her opportunity, so she puts a lot of pressure on herself. It was in the big groups that she had problems. She didn't want to mess up because she didn't want to let the team down."

Aborowa saw action in 18 games last season, averaging 3.4 minutes per game. Her time in games was limited, but her confidence continued to grow with every practice.

"I could see that she was overwhelmed both socially and with how difficult basketball was," Aston said. "We threw her into an environment with a lot of talent. She was initially overwhelmed with how competitive it was and that translated into a loss of confidence. We had to teach her how to put work in, and work creates confidence. We've seen the benefits of that."

MOTIVATING FACTOR

Aborowa takes a lot of pride in her native Nigeria. She also takes great satisfaction in hard work. Work-ethic, she says, is an ethos that is widely embraced in her home country.

She plays with a purpose and enters the classroom with that same determination. Aborowa aspires to return home one day, armed with a great education and all of the tools necessary to help advance the country of Nigeria.

"I am a big believer of home," Aborowa said. "I am a proud Nigerian. I feel like my country can be better. There are a lot of natural resources and things my country has that can be tapped into. There is a lot of corruption going on. I just think there's something I can do and add to it, even if it's a little bit."

She is well-versed in her country's history and references Malcolm X's Letter from Accra as evidence of Nigeria's potential. Malcolm X penned the letter in April 1964 following a visit to Lagos, Nigeria, Aborowa's hometown. He spoke of the country's vast resources and his belief that Nigeria could become the "breadbasket of the world."

"Malcolm X called Nigeria the fastest-growing country in Africa," she said. "We were supposed to be the center. I don't know when it all went to the ground. I want my country to be better. I don't like the fact that people want to go to other countries to get better. I feel like Nigeria has a lot to offer."

Aborowa's passion for Nigeria is evident on a daily basis and the Texas coaching staff realized early on that it was an impetus for her success.

"She has a lot of pride for where she's from, what she's been through and the sacrifices that have been made for her," Washington said. "That was expressed early on in the recruiting process. She carries that weight on her shoulders and I respect her greatly for her. She always talks about how proud she is making her mom by what she is doing. I think it's absolutely amazing."

Aborowa liked the fact that there is a higher-than-average percentage of Nigerians in the Austin metro area, including former Texas player Nneka Enemkpali, a Pflugerville, Texas, native who is the daughter of two Nigerian-born parents. The Austin weather was also a plus for Aborowa.

Aborowa is contemplating a major in international relations and global studies. Whatever struggles she encountered in her first season in Austin, academics was not one of them. She was named to the Academic All-Big 12 Rookie Team in June and is motivated by the fact that her mother did not advance past the 10th grade.

"The thing is, you've got to be good at something, right?" Aborowa joked. "I am thinking of international relations and global studies because I have high hopes for going back home and helping my country. When I got here, I knew that it was a new beginning and a new chapter in life. I knew that I really wanted to do this. And to get somewhere in life, you have to have a good education and good mindset of where you want to be."

NOTHING PERMANENT EXCEPT CHANGE

Anyone who regularly spends time with Aborowa has noticed a definite change since the end of the 2015-16 season. She has had time to work through her struggles, both on the basketball court and personally. Her confidence is continuing to grow.

"It's a lot better now," Aborowa said. "I have counselors and therapists who are helping me work through some stuff. The coaches are very helpful too. I still get down on myself sometimes. It makes me happy that I am making progress."

Aborowa stayed on the Forty Acres the entire summer and the added time in skill development and in the weight room with strength and conditioning coach [Shaun McPherson](#) helped contribute to her progress.

"It has been brick-by-brick," Aston said. "Most of it was built over the summer with Shaun and the other players. In the spring and summer, we were able to slow down with her, get in individual workouts, work on fundamental things and build her confidence. She has continued to build her confidence on the floor and Shaun has helped her with her conditioning and getting stronger. She's in better shape and she's able to do the workouts and sustain her effort."

As she enters her sophomore campaign, Aborowa can take pride in the fact that she has reached the other side of a difficult upbringing and is one of the team's top academic performers. These are both traits that will serve her well in the future when she returns to Nigeria to make a difference.

As for basketball, Aborowa – who has a running vertical reach of nearly 11 feet and moves with an ease that is rare for most post players – has only scratched the surface of her capabilities.

"It's really one of the biggest changes I've seen in a kid in one year," Aston said. "She's not there yet, but it has been a remarkable turnaround."

[Print Friendly Version](#)





TICKETS SHOP DO

Chat With Us

SPORTS TICKETS FAN ZONE MULTIMEDIA ACADEMICS ATHLETICS LONGHORN FOUNDATION CAMPS STORES CONTACT

WOMEN'S BASKETBALL

SCHEDULE ROSTER STAFF STATISTICS ARCHIVES ADDITIONAL LINKS

09.05.2016

Women's Basketball's Lang looks to peak in senior season

Center from The Woodlands, Texas, preps for final year on the Forty Acres

By: Sean Cartell | TexasSports.com



AUSTIN – Early in the recruiting process, senior Texas center [Kelsey Lang](#) could have never imagined attending the University of Texas. Years prior, the thought of playing basketball at the college level was not one that she entertained.

And yet, the 6-foot-5 Lang enters her final campaign having made a significant impact on a Texas program that has returned to among the nation's elite.

"The environment here is just amazing," Lang said. "Knowing I could be a part of changing the culture and getting Texas back on the map was something that was exciting to me, and I love it."

CONTINUING A FAMILY TRADITION

Lang grew up in The Woodlands, Texas, a suburban township located 28 miles north of Houston. Given her family lineage, it was nearly inevitable that she would develop a passion for sport.

Lang's father Bernie – whom she credits as the primary influence on her basketball career – had been a standout player at Clear Lake High School and went on to play at Lee Junior College and Southwest Texas State. Her mother, Carrie, was an honorable mention All-America swimmer at Southwest Texas State, currently Texas State.

Two grandfathers also were basketball players – Bernard Lang lettered for Southwestern Louisiana, currently Louisiana-Lafayette, and Jack Spisak competed for the University of Miami. John Hoggard, a step-grandfather, played basketball at Baylor.

Lang picked up basketball at an early age but, for many years, it would be more of a hobby than a vehicle for her future plans.

"I started at the YMCA; my dad was my coach," Lang said. "Then there were a few Woodlands teams that I played on, but I really didn't start playing seriously until my freshman year in high school. That's kind of when I knew I would actually be able to continue playing in college. Up until then, it was just kind of a fun thing to do.

"My dad has said a thousand times that he didn't think when I was in the seventh grade that I would actually be playing in college."



In her younger years, there were few role models to emulate from her local area. The former Texas standout and NBA first-round draft pick Lance Blanks hails from The Woodlands, but there were few, if any, women's basketball notables who came from Lang's hometown. It was hard for her to visualize a path to big-time basketball success.

Then, in 2008, Amanda Anderson, a player who had led The Woodlands High School to a pair of state playoff appearances in her final two seasons, signed to play collegiately at UNLV.

That started Lang thinking about her future options.

"I didn't really have anyone to look up to until [Anderson] went to UNLV," Lang said. "The seventh and eighth graders would always go to support the high school girls, and she was a senior when I was in eighth grade. Then, the girls a year ahead of me started taking basketball seriously and they went and played in college. Just having them all surround me and knowing that I could actually have the opportunity to play in college was when I started taking it more seriously."

Lang's father noticed the difference in her focus on basketball.

"You could definitely tell when I actually got to high school, he started getting on me more," Lang said. "Before that, it was just kind of like, I would go outside and shoot some shots. After that it was 'Do you want to go to the gym or the high school or 24 Hour Fitness to get some shots up? I'll rebound for you.' He started taking it more serious once I started taking it more seriously."

A PATH TO THE FORTY ACRES

Lang finished her prep career as an All-State selection by the Texas Association of Basketball Coaches and she was named the Class 5A-14 District Defensive Player of the Year. She was rated one of the nation's top-15 post players by ESPN.com.

At that time, she was convinced she wanted to leave the Lone Star State for her collegiate experience. She hadn't been recruited by Texas and had no desire to look at in-state schools.

"Throughout the whole recruiting process, I wanted to get out of Texas," Lang said. "I wanted to get away from home and go see different parts of the country. My big thing was that I wanted to go somewhere that had four seasons, somewhere that actually had a winter."

[Karen Aston](#) arrived back in Austin as the Longhorns' head coach in the spring of 2012, determined to canvass the state of Texas for its best high school players. One of her new assistant coaches, [George Washington](#), had been a high school and club coach in the Houston area for many years and had built a relationship with Lang.

"I never had any kind of feel on Kelsey as far as interest here," Aston said. "There's no question that we probably wouldn't have gotten in the door had it not been her relationship with George. She felt comfortable with him and trusted him."

Still, Lang was not interested in considering Texas. It was her father, Bernie, who convinced her to take a visit to Austin. Her mother Carrie – whom she credits as her biggest academic influence – was pleased with the top academic reputation of UT.

Aston's vision – which Lang has since helped bring to fruition – was highly appealing.

"Once we got in the trenches with her in the recruiting process, there was something about her that wanted the challenge of helping this program be better," Aston said. "I think she knew where we were and she knew that she could come here and have a positive impact on this program. She wasn't afraid of the challenge."

A CHAMPION IN THE CLASSROOM

Academics have always been a central focus in Lang's life. That may never have been more evident than on the recruiting trail.

"Every time a school would call or contact one of my coaches, my mom would go and look at the academics part of that school and say 'Oh sure, you can talk to them,' or 'No, you need to steer clear,'" Lang said. "Clearly, she knows Texas is a great academic school, so she was perfectly fine with me coming here for academics."

Lang is an economics major at Texas with a business minor. She aspires to attend graduate school for finance with the thought of becoming a financial advisor.

"I've always loved math and it just comes easy to me," Lang said. "I love having formulas and calculations and seeing everything put together with all the data. People in grad schools for finance really like you to have a diverse background, not just a background in finance coming in. Obviously, economics is not too out there; it's very similar."

By any measure, Lang has definitely positioned herself well for graduate studies and any career path she chooses to follow. She has been an academic All-Big 12 selection each of her three years in Austin and is a five-time selection to the Big 12 Conference Commissioner's Honor Roll.

"Kelsey is very gifted from an intellect standpoint," Aston said. "It took her a while to figure out her potential and get really serious about it, but she has become exactly what I thought she could be from a student-athlete perspective. She's the epitome of a student-athlete."

RIDING THE ROLLER COASTER

Lang describes her career at Texas as a bit of a roller coaster.

As a freshman, she played in each of her team's 34 games, starting 13. Lang, who scored in double figures on five occasions as a rookie, helped the Longhorns to a 10-win improvement from the previous season, which resulted in Texas winning a game in the NCAA Tournament for the first time since 2008. Her 4.5 rebounds per game contributed to a Texas defensive effort that led the Big 12 in 2013-14.

Her sophomore season of 2014-15 was a breakout season for Lang. She was an All-Big 12 Second Team honoree and earned 31 starting nods during the year. Lang led the Longhorns in points (359) and rebounds (218), leading or tying for the team lead in scoring on nine different occasions. Texas advanced to its first NCAA Sweet 16 since 2004 and won 24 games.

It was somewhat of a bittersweet experience for Lang as a junior last year. She played in all 36 games, starting six, but averaged just 6.5 points per game and 4.5 rebounds per game. While being a steady contributor for the Longhorns, Lang wasn't the standout she had been in the previous year.

Still, her team posted a 31-5 record and made its first NCAA Elite 8 appearance since 2003. It gave Lang a good taste of the grind of a long season and the elements needed for national success.

"The most obvious thing to me right now is that she understands the process of the year," Aston said. "Even though she does have a sense of urgency and knows that the level of competition in going up in our schedule, I also think she has a really good grasp of the journey."

The journey to this point has been a remarkable one. Aston and Lang entered UT with similar mindsets – they were both hungry to help take the Longhorns to the next level. Along the way, they both had to realize that success wouldn't be instantaneous but, with hard work, it would become a reality.

"We've almost kind of grown up together at Texas because there is a different mindset that you have to have," Aston said. "You can't come in here and think that if it doesn't go well on day one that the world is coming to an end. You have to sort of build up that sense of urgency and understand the highs and lows of the season, and how much energy it takes to get to April. I see a maturity in her. From a coach's perspective, she understands what this is all about."

As a senior on a team that has the potential to be a national contender, Lang appreciates the process that has taken her and the University of Texas to this point.

"I don't think you truly understand that sense of urgency until you realize this is it; you're not guaranteed time after this playing basketball," she said. "It's amazing to think that, four years ago, people weren't even thinking about Texas and women's basketball at Texas. People now are asking us if our goal is to go to the Final Four and they're saying it's realistic for us. I'm just so glad I'm a part of this."

It's not just the success on the court that has grown. The building of the team camaraderie has been equally impressive. This off-season, even when no team activities were scheduled, Lang and her teammates have chosen to spend the majority of their free time together. That closeness is apparent, in the locker room and on the court.

"I honestly thought with last year's team we were so close," Lang said. "And I still think we were close, but this is just a whole different level. These girls are my sisters. And sister is the best word for it because you may argue and you may fight, but you'll do anything for one another. Everyone really likes each other."

For Lang, who has, to this point, made the most of her opportunity at the University of Texas, she wants to maximize her individual potential and the potential of the team to result in one of the finest seasons in program history.

"My whole freshman, sophomore and junior years were kind of like a roller coaster," Lang said. "I just want it to end on the peak."

[Print Friendly Version](#)





TICKETS SHOP DONATE

Chat With Us

SPORTS TICKETS FAN ZONE MULTIMEDIA ACADEMICS ATHLETICS LONGHORN FOUNDATION CAMPS STORES CONTACT

WOMEN'S BASKETBALL

SCHEDULE ROSTER STAFF STATISTICS ARCHIVES ADDITIONAL LINKS

08.10.2016

InVESTed: Women's Basketball assistant brings unique style to sidelines

Texas assistant George Washington known for trademark smile and sweater vest.

By: Sean Cartell | TexasSports.com



AUSTIN - An infectious smile and a stylish sweater vest.

Those are the first two things that people usually notice about [George Washington](#), the longest-tenured assistant coach on the University of Texas women's basketball staff, now entering his fifth season with the program.

Washington, a Corpus Christi, Texas, native, who played at Abilene Christian in the late 1990s and has deep basketball ties within the state of Texas, has been a key part of building the Longhorns back into a national power since he arrived with head coach [Karen Aston](#) in the spring of 2012.

The affable Washington works primarily with the team's post players on the floor and has a big hand in the program's recruiting efforts, which have yielded back-to-back top-six national recruiting classes.

Washington can trace both his smile and his affinity for sweater vests back to earlier days.

His methods of positive reinforcement harken back to lessons he learned while a student at Abilene Christian, where he earned his bachelor's degree and met his wife Jackie, one of the most decorated women's basketball players in the school's history and a member of the ACU Sports Hall of Fame.

"I learned early on in education classes in college that everybody sees things differently and learns differently," Washington said. "Most people need a positive point of view or positive reinforcement to help them get to the next step. I just make sure that whenever I see someone having a hard time that I'm bringing them something positive or helping them see the best part of themselves, which helps get them past that tough obstacle."

Washington's trademark smile is simply the outward expression of his upbeat personality.

"People walk up to me all the time and say, 'Man, you're always smiling,'" he said. "Over the years, the result of me smiling has been known to me more and more. It kind of goes back to a life philosophy. I'm really blessed. I have a great family – great children and an amazing wife."

Washington's family includes daughter [Lashann Higgs](#), a sophomore on the Texas team, and sons George, Jackson and Jayden. They reside in nearby Round Rock, and Jackie and their children are a constant presence at a wide variety of Texas basketball events.

Washington is an early-riser who is always ready to start the day, and he embraces and energizes the team's early morning workouts.

"I wake up pretty energized in the morning with a lot of pep in my step," he said. "I work at the University of Texas, which is the best university in the world. Walking into a room, a smile can change the atmosphere. People appreciate energy and I'm just a really grateful person. My smile reflects how grateful I am just for life in general."

On game days, it's easy to spot Washington on the Texas sideline. He is always wearing one of his trademark sweater vests – part of a collection that includes 15 vests and counting.

It is a tradition that originated with Washington's days as an assistant coach at Westbury Christian High School in Houston. His highly successful teams compiled a 140-16 (.897) record during his days at Westbury Christian and made four consecutive Texas Association of Private and Parochial Schools Class 4A State Championship appearances.

"Westbury Christian has a very long history of being a pretty dominant basketball program," Washington said. "The league allowed us to play a large number of tournaments. It was customary to wear something nicer during a championship game. On normal game days, we wore slacks and a Westbury Christian polo. We were playing in our first tournament and we had some pretty talented kids. I thought I'd break out something that had a little pop to it."

That's when the tradition of the sweater vest was born.

"I wore this navy blue and gold argyle sweater vest," Washington said. "The kids were like 'Oh Coach, that's horrible.' But we won the championship game in kind of a big fashion and the sweater vest became a thing. In the next tournament, we won in the semifinals and the kids were like 'Coach, are you going to wear the sweater vest?'"

From then on, Washington would wear the sweater vest in each of his team's championship games, whether a regular-season tournament or in each of the squad's four state championship game appearances.

If it was a big game, it was obvious by Washington's attire. His team began using the mantra "Beware the Sweater Vest."

"That kind of became the theme because if I was wearing a sweater vest, it meant we were playing for a championship," Washington said.

When Washington joined the Texas coaching staff prior to the start of the 2012-13 campaign, he was a perfect fit -- for many reasons, to also include his penchant for fashion.

Aston and her staff enjoy dressing well and, collectively, form one of the most fashionable benches in the game. At the time, Aston's staff included [Travis Mays](#), who is widely known for wearing bow ties. For Washington, donning his patented sweater vest gave him his own unique look.

"We have a very well-dressed staff," Washington said. "It's part of everybody's personality, but I think because we know we're going to be on TV 90 to 95 percent of the time, it forces that too. The sweater vest, for me, kind of stuck. It was what everybody in the high school game knew me for wearing, so I thought everybody in college should know me for wearing the sweater vest also."

The transition wasn't immediate.

Entering his first game coaching in college, Washington prepared to suit up like so many of the game's coaches. A few games into his first season in Austin, he realized he did not want to go without his sweater vest.

"My first game, I bought a new suit," Washington said. "I soon found that was a little restricting. It looked nice, but it was a little restricting. I was squirming in my coat. I needed to find something that allowed me to look nice, but that I could move around in."

Washington is not the first coach in sport to be known for wearing a sweater vest.

Many can point to former Ohio State football coach Jim Tressel, or current Auburn football coach Gus Malzahn. Those coaches, however, wear mostly mundane vests that boast their school logos.

"Much respect to those guys, but they're older guys," Washington said with a laugh. "I'm trying to bring a younger flavor to it. I dress mine up with the dress shirt and tie under it. I'm not doing the sweater vest with the university logo or the school polo underneath."

While Washington is not the first coach to include a sweater vest as the centerpiece of his wardrobe, he brings his own unique touch to the look.

There's another benefit - Washington's style offers him a great deal of flexibility and movement on the sidelines, while also giving him the inimitable look.

"I jump off the bench a lot and point and coach and yell, so it doesn't restrict me when I'm giving instructions on the floor," Washington said. "I like the way it feels. When you're coaching hard, you tend to sweat a little bit and it keeps you from having to throw your coat off onto your chair."

So, just how does Washington determine what he will wear for any given game?

"I definitely have my favorites," Washington said, declining to reveal which of his sweater vests he favors more than the rest. "Every year, I add two or three new sweater vests to the sweater vest line. My wife and friends of mine, as they go around the country, whenever they see a nice sweater vest, they always pick it up, and that's how I add to the collection."

If a sweater vest is worn during a rare Longhorn loss, it is immediately moved to the back of the closet and may not resurface for some time.

As the team loads the bus for a game, it is often wondered, which vest of Washington's will he choose to wear?

"With our players, I think it's kind of a mix between them making fun of me and them thinking it's cool," he said. "I think they want to know which sweater vest is Coach going to wear today or it's like, 'Here comes Coach in his sweater vest.' So it's a little bit of both. I think they have an expectation of each of our styles."

Similar to their game-day attire, each member of the Texas coaching staff brings unique attributes to his or her job. It's a combination of those characteristics, styles and strengths that have spelled for success for the Longhorns under Aston's direction.

"I want to be unique," Washington said. "I want to be unique in what we do here and I want to be unique in who I am. I think I kind of fell into the sweater vest, but I've continued to carry it on to be unique. It's kind of fun to have your own style. It's fun coaching at the University of Texas and we have many more wins to come."

[Print Friendly Version](#)



[Privacy Policy](#)

[Terms of Service](#)

[UT Privacy Policy](#)



TICKETS SHOP DONATE

Chat With Us

SPORTS TICKETS FAN ZONE MULTIMEDIA ACADEMICS ATHLETICS LONGHORN FOUNDATION CAMPS STORES CONTACT

WOMEN'S BASKETBALL

SCHEDULE ROSTER STAFF STATISTICS ARCHIVES ADDITIONAL LINKS

07.06.2016

Women's Basketball trio buoyed by WNBA experience

Texas one of just six schools nationally with two or more former WNBA players on coaching staff.

By Natalie England | TexasSports.com



This summer, the WNBA celebrates 20 years since the New York Liberty and Los Angeles Sparks played the first game in the history of the league on June 21, 1997.

What started with eight teams, maximizing the momentum generated by Team USA's gold-medal run during the Atlanta 1996 Olympics, has opened a new horizon for female athletes in all sports – not just basketball.

"The success of the WNBA is bigger than traditional ways of measurement. It's changed the thinking, and has girls interested in playing sports," said Texas Women's Basketball assistant coach [Tina Thompson](#). "Girls who are involved in sports find self-confidence, motivation and drive that help you succeed in every part of your life.

"They're building a future they didn't know was before possible."

Twelve teams now bolster the league, although only four of them are original franchises from 1997. With support of the NBA, the WNBA has outlasted previous professional endeavors like the American Basketball League and National Women's Basketball League and provided a platform for females to pursue competitive basketball as a profession.

Thompson, the WNBA's all-time leading scorer, was named one of the WNBA's 20 greatest players of all-time, by the league in June, and she joins [Jamie Carey](#) (assistant coach) and [Fran Harris](#) (community relations coordinator) on the Longhorns' staff who played in the league.

Texas is the only Big 12 program to have more than one staff member with WNBA experience and one of just six schools nationally with two WNBA-seasoned coaches on the bench.

In Thompson, Carey and Harris, the Longhorns boast varying aptitudes and attitudes that combine together to create a unique learning environment for their student-athletes to develop and grow their game.

"The sooner our players can start thinking like a pro, the way they approach the game, the team will function even more efficiently," Harris said.

TINA THOMPSON

[Tina Thompson](#) was the No. 1 pick in the inaugural WNBA Draft, following a standout career at Southern California (1993-97). Houston selected Thompson to join stars like Sheryl Swoopes and Cynthia Cooper, and that trio headlined a dynasty that produced the first four championships in WNBA history (1997-2000).

Initially, however, Thompson was reluctant. A native Californian, Thompson was interested in playing for her hometown Sparks. They held the No. 3 pick. Plus, for most of her life, Thompson wanted to work as a judge via Harvard Law School. A professional basketball career – in Houston, Texas, of all places – didn't seem to fit perfectly into that roadmap.

The Comets were able to lure Thompson, and she eventually retired from the WNBA in 2013 as its all-time leading scorer. Throughout her 17-year professional playing career, Thompson was a four-time WNBA champion with the Houston Comets (1997, 1998, 1999, 2000), a member of the WNBA All-Decade team, an eight-time All-WNBA team selection, a nine-time WNBA All-Star, and the WNBA All-Star MVP in 2000.

"I make plans as an outline, not necessarily a guideline," Thompson said.

A similar mindset brought Thompson to Texas as an assistant coach. At the end of her playing days, Thompson was content to mentor younger athletes through club basketball and possibly even think about law school once again. Then [Karen Aston](#) called and invited Thompson to join her staff on the Forty Acres.

"I'm still learning to be a coach," said Thompson, who helped develop [Imani Boyette](#) into a 2016 WNBA first-round draft pick. "Sometimes I felt like a basketball player giving instruction to other basketball players, but it's coming around."

JAMIE CAREY

Basketball was always the vehicle [Jamie Carey](#) imagined would drive her life. She just didn't always see the destination.

"My purpose growing up was to get a degree through basketball," Carey said. "That was my purpose and my dream."

Carey holds two degrees from The University of Texas, where she also guided the Longhorns to the 2003 NCAA Women's Final Four, and she plans to prominently display them on the walls of her office on the north side of Darrell K Royal-Texas Memorial Stadium.

Carey returned to her alma mater this spring as an assistant coach.

Following a standout collegiate career, Carey played four summers in the WNBA with the Connecticut Sun before an unexpected switch to the sidelines. A school in Colorado, where Carey grew up, was looking for a girls basketball coach, and they wondered if Carey would be interested coaching during her "off" season from playing.

"I thought it would be a good transition, and I found that I loved it more than my day job," Carey said.

As a point guard, Carey always took a coach's mentality to practice and preparation. She knew that hard, consistent work instilled a confidence that led to good decision making, and she held her teammates to a standard.

But now looking at the game through gentler and wiser eyes, Carey understands that not every player is propelled by the same ambition. What motivated Carey on the court was sometimes different than what motivated her teammates. Still, the beauty of a team is blending those mentalities into one successful unit that pursues a common goal.

"That's what I enjoy about coaching, and what I'm excited to learn about our players," Carey said.

Carey also served as Assistant Women's National Team Director for USA Basketball, and she helped identify the nation's best talent to compete on an international stage. Carey described it as a five-year "coaching clinic."

"When I think about my playing career, I am most appreciative of how much people gave to me," Carey said. "I appreciate how much (my coaches) cared, and the amount of time they put in was amazing. Now for me it feels better to be the person giving back to others, watching them improve, gain confidence and feel success."

FRAN HARRIS

As the community relations coordinator for Texas Women's Basketball, [Fran Harris](#) is charged with telling the story of the Longhorns. Sometimes, her most interested listeners are members of the team.

Throughout the year, Harris leads the team through team-building exercises, and encourages student-athletes to prepare scouting reports – on each other.

"What is your unique selling point?" Harris asks the Longhorns. "You have to look within your team and compete. How will you carve out minutes for yourself?"

During a basketball career that saw Harris win an NCAA title at Texas in 1986 and then make the Houston Comets' roster as a WNBA rookie in 1997, she's learned the art of strategy and smarts.

When Harris started calling around, looking for playing opportunities in the soon-to-launch WNBA, many team executives thought she was curious to coach? After all, she was a decade removed from her collegiate career – including what she called a "breakup" with the game after not making the 1988 Olympic roster – and had only dabbled in playing in three-on-three street tournaments.

Still, she was one of 250 women invited to audition for two spots on Houston's roster. And Harris earned one.

"If it were athleticism and speed and jumping ability, I would not have played," Harris said. "They didn't need me to score. They needed me to do the things a 20-year-old doesn't know how to do."

"I try to help our players understand that I made a career out of being smarter and making my teammates look better."

Schools with 2 or more coaches who are former WNBA players

Miami – Octavia Blue, Tia Jackson

Notre Dame – Beth Cunningham, Niele Ivey

Penn State – Coquese Washington, Itoro Coleman, Tamika Williams

Texas – [Jamie Carey](#), [Tina Thompson](#)

South Carolina – Dawn Staley, Nikki McCray

Vanderbilt – Stephanie White, Joy Cheek

Schools with 3 or more people on staff who are former WNBA players

Penn State – Coquese Washington, Itoro Coleman, Tamika Williams

Texas – [Jamie Carey](#), [Tina Thompson](#), [Fran Harris](#) (staff)

[Print Friendly Version](#)



[Privacy Policy](#)

[Terms of Service](#)

[UT Privacy Policy](#)