

TEXAS BASEBALL

Contact: Carli Todd | carli.todd@athletics.utexas.edu | O: 512-471-2078 | C: 732-606-3915

SIX-TIME NATIONAL CHAMPIONS: 1949 • 1950 • 1975 • 1983 • 2002 • 2005

'16 SCHEDULE & RESULTS

FEBRUARY		
19	UNLV LHN	L, 4-3 (12)
20	UNLV LHN	W, 11-2
21	UNLV LHN	W, 7-0
25	STANFORD LHN	L, 1-0 (12)
26	STANFORD LHN	W, 4-3
27	STANFORD LHN	W, 9-0
28	STANFORD LHN	L, 11-1

MARCH		
1	at Texas State	W, 10-4 (11)
3	#12 CALIFORNIA LHN	L, 4-1
4	#12 CALIFORNIA LHN	L, 4-3
5	#12 CALIFORNIA LHN	L, 6-0
6	#12 CALIFORNIA LHN	L, 10-7 (11)
8	SAM HOUSTON STATE LHN	W, 12-3
11	at #19 UCLA	W, 6-5
12	at #19 UCLA	L, 5-4
13	at #19 UCLA	L, 6-3
15	at #3 Texas A&M	L, 5-4
18	TULANE LHN	L, 3-2
19	TULANE LHN	W, 10-3
20	TULANE LHN	L, 5-3
22	UTSA LHN	W, 11-2
24	#6 TCU LHN	W, 4-3
25	#6 TCU LHN	W, 2-0
26	#6 TCU FS1	L, 9-5
29	LAMAR LHN	L, 4-2

APRIL		
1	at Oklahoma FS1	L, 6-1
2	at Oklahoma	W, 5-3
3	at Oklahoma	L, 4-3
5	TEXAS A&M-CORPUS CHRISTI LHN	L, 5-0
8	at Kansas State	W, 6-3
9	at Kansas State	W, 12-5
10	at Kansas State	L, 3-2
12	vs. Houston (CONSTELLATION FIELD)	L, 3-2
15	KANSAS (DH) LHN	L, 11-5
	KANSAS LHN	W, 8-6
16	KANSAS LHN	W, 12-2 (7)
19	UT RIO GRANDE VALLEY LHN	W, 7-5
22	at Texas Tech	6:30 p.m.
23	at Texas Tech	2 p.m.
24	at Texas Tech	2 p.m.
26	TEXAS STATE LHN	6 P.M.
29	OKLAHOMA STATE LHN	7 P.M.
30	OKLAHOMA STATE LHN	3:30 P.M.

MAY		
1	OKLAHOMA STATE LHN	1:30 P.M.
3	PRAIRIE VIEW A&M UNIVERSITY LHN	6 P.M.
6	at West Virginia	5:30 p.m.
7	at West Virginia	3 p.m.
8	at West Virginia	Noon
17	TEXAS STATE LHN	6 P.M.
19	BAYLOR LHN	6 P.M.
20	BAYLOR LHN	6 P.M.
21	BAYLOR LHN	2 P.M.
25-29	Big 12 Baseball Championship (OKLAHOMA CITY, OKLA.)	

All times Central. Home games in **BOLD**. *Big 12 Conference Game.

ON AIR

TV

FOX Sports Southwest Plus

Robert Giovannetti and Mike Gustafson

RADIO

Longhorn IMG Radio Network (104.9 FM OR 1260 AM)

Craig Way (Play-by-Play), Roger Wallace (Analyst)

LIVE STATS

texastech.statbroadcast.com

APRIL 22-24 AT TEXAS TECH



TEXAS TECH RED RAIDERS

Record: 30-10 (11-1 Big 12)
Ranking: 11 (D1Baseball.com)
Last Season: 31-24 (13-11 Big 12)
Head Coach: Tim Tadlock (Texas Tech '92)
Career Record: 132-85 (4th Season)
Record at Texas Tech: 132-85 (4th Season)



TEXAS LONGHORNS

Record: 17-20 (7-5 Big 12)
Ranking: NR
Last Season: 30-27 (11-13 Big 12)
Head Coach: Augie Garrido (Fresno St. '61)
Career Record: 1,967-939-9 (48th season)
Record at Texas: 816-415-2 (20th season)

PROBABLE PITCHERS

FRIDAY: UT Morgan Cooper (2-2, 4.46) vs. TTU RHP Davis Martin (5-0, 1.67)
SATURDAY: UT LHP Ty Culbreth (7-2, 2.67) vs. TTU LHP Steven Gingery (3-1, 2.87)
SUNDAY: UT RHP Kyle Johnston (2-1, 2.70) vs. TTU TBA

SERIES BY THE NUMBERS

TEXAS TECH	OFFENSE	TEXAS	TEXAS TECH	PITCHING/DEFENSE	TEXAS
305	Batting Avg.266	3.77	ERA	3.65
466	Slugging Pct.391	355.1	Innings Pitched	335.1
409	On Base Pct.348	0	Complete Games	1
89	Doubles	68	13	Saves	8
11	Triples	8	1.79	Strikeout/Walk Ratio	2.10
36	Home Runs	23	.254	Opponent's Avg.254
208	Walks	140	40	Errors	49
51-of-62	Stolen Bases/Att.	26-of-38	48	Double Plays Turned	31

All-time Series: Texas leads, 108-42 | Last season: Split season series, 2-2
 In Austin: Texas leads, 58-18 | In Lubbock: Texas Tech leads, 43-20 | Neutral Site: Texas leads, 7-3 | In Postseason: Texas leads, 9-4

LONGHORNS NOTES

A LOOK AT THE LONGHORNS—The Longhorns are coming off a Big 12 series win over Kansas over the weekend and a 7-5 victory over UT Rio Grande Valley on Tuesday night... Texas dropped game one vs. Kansas but took games two and three by a combined 20-8... Kacy Clemens took over the team lead in batting average and Tres Barrera leads the team with 24 RBI... Barrera hit his fourth homer of the year over the weekend... Travis Jones and Zane Gurwitz also went deep... Jones went 5-for-8 with 4 walks and 5 RBI in the three-game set... in Saturday's game three win, Ty Culbreth notched his first complete game of the year with a 7-inning effort... the Longhorns run-ruled the Jayhawks by a 12-2 final.

A LOOK AT THE RED RAIDERS—Texas Tech tops the Big 12 Conference with an 11-1 record... the Red Raiders are coming off a midweek split at New Mexico, falling in Wednesday's game 7-6 in extra innings... Texas Tech had led by one heading into the ninth... the loss snapped the Red Raiders' 10-game winning streak... TTU had previously won 58-consecutive games when leading after eight innings... Texas Tech's only loss in conference came in its Big 12 opening series vs. Baylor.

NEXT UP—Texas hosts Texas State on Tuesday night at UFCU Disch-Falk Field before welcoming Oklahoma State for a three-game Big 12 Conference series.

ANOTHER HALL HONOR—On March 31, the National College Baseball Hall of Fame (located in Lubbock) announced that Augie Garrido will be a part of the 2016 induction class as the winningest coach in collegiate baseball history... on January 8, he was inducted into the American Baseball Coaches Association (ABCA) Hall of Fame, giving the Longhorns program four ABCA Hall of Famers, as he joined Billy Disch (inducted in 1966), Bibb Falk (1968) and Cliff Gustafson (1992).

THE DUKE—On April 2 at Oklahoma, left-handed reliever Travis Duke made his 100th career appearance... he has made six apps since and currently sits tied at No. 2 among Texas pitchers all-time with Randy Boone (106) and J. Brent Cox (106) and behind Austin Wood (118).

OBP MACHINE—Travis Jones leads the Longhorns with a .430 on-base percentage... the sophomore left fielder has compiled a .600 on-base percentage when leading off the ballgame... in his last 5 games at leadoff, has reached base safely (4 walks, 1 double)... he went 5-for-8 over the weekend against Kansas with 4 walks, 5 RBI, a double and a home run, slugging at a 1.125 clip.

FRESH UNDER PRESSURE—Freshman Kody Clemens is 13-for-37 (.357) with runners in scoring position, 3-for-6 (.500) with the bases loaded and 18-for-600 (.300) with runners on base... he's also 15-for-44 (.341) with two outs... he is tied

BIG 12 CONFERENCE STANDINGS

	Big 12	Pct.	Overall	Pct.
Texas Tech	11-1	.917	30-10	.750
TCU	9-3	.750	27-8	.771
Oklahoma State	7-5	.583	22-13	.629
Texas	7-5	.583	17-20	.459
West Virginia	5-6	.455	19-16	.543
Oklahoma	4-8	.333	18-18-1	.500
Baylor	4-8	.333	17-20	.459
Kansas	3-8	.273	15-20	.429
Kansas State	3-9	.250	16-21	.432

QUICK FACTS

UNIVERSITY & ATHLETICS

SCHOOL	The University of Texas
CITY, STATE	Austin, TX
FOUNDED	1883
ENROLLMENT	52,076 (39,995 undergraduate)
NICKNAME	Longhorns
SCHOOL COLORS	Burnt Orange & White (Pantone 159)
HOME FIELD (CAPACITY)	UFCU Disch-Falk Field (7,237)
SURFACE	FieldTurf
DIMENSIONS	LF-340'; CF-400'; RF-325'; Alleys-375'
AFFILIATION	NCAA Division I
CONFERENCE	BIG 12 Conference
PRESIDENT	Gregory L. Fenves
ALMA MATER, YEAR	Cornell, 1979
MEN'S ATHLETICS DIRECTOR	Mike Perrin
ALMA MATER, YEAR	Texas, 1969
ATHLETIC DEPT. PHONE	(512) 471-6036
TICKET OFFICE PHONE	(512) 471-3333

BASEBALL HISTORY

FIRST YEAR OF BASEBALL	1895
ALL-TIME COLLEGIATE RECORD	3,299-1,120-28
ALL-TIME OVERALL RECORD	3,469-1,268-32
COLLEGE WORLD SERIES APPEARANCES/LAST	35/2014
NCAA REGIONAL APPEARANCES/LAST	56/2014

COACHES & SUPPORT STAFF

HEAD COACH	Augie Garrido
ALMA MATER, YEAR	Fresno State, 1961
RECORD AT SCHOOL/YEARS	816-415-2/20
CAREER RECORD/YEARS	1,967-939-9/48
BASEBALL OFFICE PHONE	(512) 471-5732
BASEBALL OFFICE FAX	(512) 471-5516
ASSOCIATE HEAD COACH	Skip Johnson
ALMA MATER, YEAR	UT Pan American, 1990
ASSISTANT COACH	Tommy Nicholson
ALMA MATER, YEAR	Texas, 2006
VOLUNTEER ASSISTANT COACH	Ryan Russ
ALMA MATER, YEAR	Texas, 2011
DIR. OF BASEBALL OPERATIONS	Drew Bishop
BASEBALL ACADEMIC COUNSELOR	Dr. Randa Ryan
BASEBALL ADMINISTRATIVE ASSOCIATE	Heather Vacek
BASEBALL ATHLETIC TRAINER	Michael West
BASEBALL STRENGTH COACH	Stephen Whalen
BASEBALL EQUIPMENT MANAGER	Vince Alcazar

OTHER MEDIA INFORMATION

WEBSITE	TEXASSPORTS.COM
BASEBALL TWITTER	@TEXAS_BASEBALL
BASEBALL INSTAGRAM	@UTEXASBASEBALL
BASEBALL SNAPCHAT	UTEXASBASEBALL
RADIO STATION	104.9 THE HORN
CONTACT/PLAY-BY-PLAY	Craig Way
ADDRESS	705 North Lamar, Austin, TX 78703
PHONE/FAX	(512) 684-7434 / (512) 473-2233

LONGHORN NOTES (CONT.)

for the team-lead with 11 two-out RBI.

OUTHIT 'EM—Texas has outhit its opponent 20 times this season, going 13-7 in those games. . . Texas is 2-12 when outhit by its opponent.

A FAMILY AFFAIR—Familiar last names pepper the Longhorns roster as Kacy Clemens was joined by his brother, Kody, this season. . . their father, Roger, is a UT and MLB great. . . Nick Kennedy joined his brother, Ben, on the team this season. . . Kaleb Denny's father, David, also played at UT and Tate Shaw's brother, Collin, was on the Longhorns roster last season.

MR. CONSISTENCY—Senior LHP Ty Culbreth has thrown at least 6 innings in all but one start this season. . . on Saturday vs. Kansas, pitched his second career complete game, a 7-inning effort. . . has just two starts that are not considered "quality starts" (6-IP, 3-ER or fewer). . . the first came in his first outing of the season when he went 5 innings and allowed 1 earned run. . . the second non-quality start came in his win over K-State when he went 7 innings and allowed 4 earned runs. . . his outing on February 27 vs. Stanford (8-IP, 2-H, 0-R/ER, 0-BB, 12-SO) earned him Big 12 Pitcher of the Week honors. . . on the season, Culbreth has struck out 54 batters and walked just 10. . . Texas is 7-2 in his nine starts.

CORNERSTONES—Juniors Tres Barrera and Zane Gurwitz are the only two Longhorns to start every game for Texas. . . Barrera has made starts at catcher (16), third base (13), designated hitter (6) and first base (2) while Gurwitz has started in centerfield (20) and at second base (17). . . Kody Clemens has played in all 37, with 36 starts.

NINE TO FIVE—On the season, the Longhorns have been outscored 29-7 in the ninth inning. . . on the flipside, Texas has

outscored its opponents 24-6 in the fifth inning. . . overall, the Longhorns have outscored their opponents 188-158 in total.

MILESTONE TRACKER—With his win on February 20 vs. UNLV, Garrido reached 800 career victories as head coach of the Longhorns. . . he is 33 wins away from 2,000 in his collegiate career. . . Garrido already has the most victories all-time for any NCAA head baseball coach.

HAPPY AT HOME—The Longhorns have played 25 of their 37 games this season at home. . . overall this season, Texas plays just 18 of its 52 games away from UFCU Disch-Falk Field.

BIG 12 COACHES SPLIT—In the Big 12 Preseason Coaches' Poll, TCU was selected to win the league title with 57 points, though the top three teams were separated by just four points. . . the first-place votes were also split among the top three teams with TCU, Oklahoma State and Texas each receiving three first-place votes from the league's coaches.

WATCH 'EM—All of Texas' remaining home games at UFCU Disch-Falk Field will be shown on Longhorn Network. . . former Longhorn greats Keith Moreland and Greg Swindell handle the play-by-play and color analyst duties, respectively. . . both broadcasters have their numbers retired at UFCU Disch-Falk Field.

HEAR 'EM—In partnership with IMG-College, Texas games will be broadcast on the Austin Radio Network, primarily on 104.9 The Horn. . . Augie Garrido also calls in weekly to the Bucky & Erin Show on the station.

PROBABLE LINEUP

PROBABLE STARTERS

No.	Pos.	Name, Yr.	GP-GS	Avg.	AB	R	H	2B	3B	HR	RBI	BB	SO	.OPS	SB-ATT.
1	C	Tres Barrera, Jr.	37-37	.299	137	24	41	11	0	4	24	17	36	.851	1-2
42	1B	Kacy Clemens, Jr.	35-34	.303	122	23	37	10	1	3	21	18	20	.872	0-1
50	2B	Zane Gurwitz, Jr.	37-37	.290	145	21	42	9	2	2	19	7	27	.746	1-4
2	3B	Kody Clemens, Fr.	37-36	.262	141	21	37	8	1	4	21	11	20	.743	1-2
12	SS	Joe Baker, So.	18-17	.273	66	9	18	4	0	0	5	3	14	.652	5-6
11	LF	Travis Jones, So.	30-29	.297	101	22	30	3	1	3	14	21	25	.866	4-5
6	CF	Tyler Rand, Fr.	24-21	.302	63	9	19	3	0	0	7	7	16	.738	9-9
33	RF	Patrick Mathis, So.	30-29	.297	101	17	30	6	1	5	18	17	29	.920	2-4
7	DH	Michael Cantu, So.	33-30	.182	99	10	18	5	0	0	7	20	27	.549	0-0

PROBABLE STARTING PITCHERS

No.	Pos.	Name, Yr.	GP-GS	W-L	ERA	IP	H	R	ER	BB	K	HR	WP/HB	WHIP	BAA
41	RHP	Morgan Cooper, R-So.	8-7	2-2	4.46	38.1	34	23	19	12	44	5	3/3	1.20	.238
38	LHP	Ty Culbreth, Sr.	10-9	7-2	2.67	60.2	57	21	18	10	54	4	1/3	1.10	.252
34	RHP	Kyle Johnston, So.	10-10	2-1	4.46	46.2	40	21	14	26	45	2	4/3	1.41	.227

LAST HOMER AND 2016 GAME HIGHS

	LAST HR	OFF	MOST HITS, GAME	MOST RBI, GAME
Baker	4/19/15 at Kansas	Weiman	3, 3/8 vs. Sam Houston State	2, 3/8 vs. Sam Houston State
Barrera	4/15/16 vs. Kansas (G2)	Davis	3, 2x-last 3/22 vs. UTSA	4, 3/22 vs. UTSA
Boswell	3/11/16 at UCLA	Canning	3, 2x-last 3/6 vs. California	4, 2/27 vs. Stanford
Cantu	3/24/15 at Texas State	Parsons	2, 3x-last 4/10 vs. Kansas State	2, 2/20 vs. UNLV
Clemens, Ka.	3/6/16 vs. California	Shortridge	4, 4/8 at Kansas State	3, 3x-last 3/19 vs. Tulane (G2)
Clemens, Ko.	4/18/16 vs. UT RGV	Delgado	3, 3/8 vs. Sam Houston State	3, 3/8 vs. Sam Houston State
Denny	-	-	1, 3x-last 3/26 vs. TCU	1, 3/26 vs. TCU
Gurwitz	4/15/16 vs. Kansas (G2)	Weiman	4, 3/1 at Texas State	4, 4/9 at Kansas State
Harlan	-	-	2, 3x-last 3/13 at UCLA	2, 3/8 vs. Sam Houston State
Jones	4/16/16 vs. Kansas	Douglas	3, 4/15 vs. Kansas (G2)	3, 4/16 vs. Kansas
Kennedy, B.	-	-	1, 3/1 at Texas State	-
McKenzie	-	-	3, 2/27 vs. Stanford	3, 3/27 vs. Stanford
Mathis	4/9/16 at Kansas State	MaVorhis	3, 3/13 at UCLA	3, 2x-last 4/2 at Oklahoma
Rand	-	-	2, 4x-last 4/3 at Oklahoma	2, 2x-last 4/3 at Oklahoma
Schmidt	-	-	-	-
Shaw	-	-	-	-

W-L BY POSITION (STARTS)

	C	1B	2B	SS	3B	LF	CF	RF	DH
Baker			5-8	2-0					1-1
Barrera	8-8	2-0			5-8				2-4
Boswell				10-13		0-1			1-3
Cantu	9-12								4-5
Clemens, Ka.		15-19							
Clemens, Ko.			1-1	5-7	11-11				
Denny		0-1							5-4
Gurwitz			9-8				8-12		
Harlan						1-1		3-5	1-0
Jones					1-1	13-13			1-0
Kennedy						0-2		1-0	
McKenzie			2-3			0-1		2-3	
Mathis							1-0	11-12	2-3
Rand						3-2	8-8		

W-L BY BATTING ORDER (STARTS)

	1	2	3	4	5	6	7	8	9
Baker		1-2	4-4		1-1	0-2	1-0	1-0	
Barrera			8-9	9-11					
Boswell		8-10	0-1			1-2	0-3	2-1	
Cantu					5-5	1-1	4-6	3-5	
Clemens, Ka.			1-2	4-3	5-7	3-2	1-1	1-3	
Clemens, Ko.	2-4	6-4			1-1	3-6	3-4	2-0	
Denny				1-0	2-1	1-4	1-0		
Gurwitz	5-6				1-2	1-1	3-0	3-4	4-7
Harlan						1-0	2-2	1-1	1-3
Jones	10-10	2-2				1-1	1-1	0-1	1-0
Kennedy						0-1	1-1		
McKenzie							0-1	2-4	2-2
Mathis			4-4	3-6	2-3	4-1	0-1	1-0	
Rand		0-2				1-0		1-0	9-8

RUNS SCORED BY INNING

	1	2	3	4	5	6	7	8	9	10+	Total
Texas	18	21	29	26	24	24	18	15	7	6	188
Opponents	18	9	21	17	6	23	11	19	29	5	158

TEXAS BY THE NUMBERS

Current streak: W3	Ahead after 6-7-8: 17-4/16-2/15-1	Hit homer: 13-6
Current record: 17-20	Behind after 6-7-8: 0-12/0-13/0-15	Homer with men on: 7-2
Home/Road/Neutral: 12-13/5-6/0-1	Tied after 6-7-8: 0-4/0-5/1-4	Hit multiple homers: 3-0
Day/Night: 7-10/10-10	1-run games: 2-9	Score first: 13-5
Big 12 record: 7-5	2-run games: 5-2	Score 5 or more: 13-3
Series W-L-T (home): 3-2-1	Extra innings: 1-3	Score less than 5: 4-17
Series W-L-T (road): 1-2-0	Collect 10 or more hits: 11-4	Outhit opponents: 13-7
vs. LH/RH starters: 5-4/12-16	Opp. 10 or more hits: 3-8	Outhit by opponents: 2-12
White/orange/pinstripe/gray: 2-6/7-4/5-5/3-5	Come-from-behind wins: 5	Opp. come-from-behind wins: 7

MISCELLANEOUS

Game-Tying & Go-Ahead RBI: Barrera (9), Mathis (7), Gurwitz (5), Rand (4), Boswell (3), Cantu (2), Harlan (2), McKenzie (2), Ka. Clemens (3), Ko. Clemens (1), Denny (1), Jones (1)	Outfield Assists: Jones (4), Gurwitz (1)
2-Out RBI: Ka. Clemens (11), Ko. Clemens (11), Boswell (10), Gurwitz (8), Barrera (6), Rand (6), Baker (3), Cantu (3), Harlan (3), Mathis (3), Jones (2), McKenzie (1)	Bunt Singles: Jones (4), Ko. Clemens (2), Boswell (1), Ka. Clemens (1), Denny (1), Gurwitz (1), Kennedy (1), Rand (1)
	Batted Around (10): 3/21 vs. UTSA (6th inn.)
	Weekly Awards: Culbreth (Big 12 Pitcher, 2/29); Barrera (Big 12 Player, 3/28)

TEXAS PITCHING BY THE NUMBERS

	W-L-S	G	ERA	IP	H	ER	BB	SO	HR
Totals	17-20-8	37	3.75	335.1	319	136	134	282	20
Starters	11-7-0	37	3.29	180.2	172	66	69	165	11
Relievers	6-13-8	36	4.07	154.2	147	70	65	117	9
Home	12-13-5	25	3/51	231/0	217	90	96	199	8
Road	5-6-3	11	4.06	95.1	93	43	36	79	12
Neutral	0-1-0	1	3.00	9.0	9	3	2	4	0
February	4-3-1	7	2.74	69.0	47	21	32	55	3
March	7-11-4	18	3.64	163.0	159	66	66	143	9
April	6-6-3	12	4.27	103.1	113	49	36	84	8

RUN SUPPORT FOR STARTING PITCHERS

	STARTS	RUNS	RUNS/START	RUNS/9-IP	CLUB RECORD	QUALITY
Cooper	7	27	3.86	6.34	4-3	3
Culbreth	9	56	6.22	8.31	7-2	7
Johnston	10	29	2.90	5.59	3-7	3
Kennedy	1	2	2.00	9.00	1-0	0
Kingham	4	0	0.00	0.00	0-4	0
Mayes	6	12	2.00	2.95	2-4	1

CATCHERS

	PCT.	CS/ATT.	CS%
Barrera	.992	6-12	50.0%
Cantu	.990	4-12	33.3%
Totals	.990	10-24	41.7%

HOME RUNS

	1R	2R	3R	SLAM	TOTAL
Barrera	3	1			4
Boswell		1	1		2
Clemens, Ka.	1	1	1		3
Clemens, Ko.	2	2			4
Gurwitz	1		1		2
Jones	2	1			3
Mathis	4	1			5
Totals	13	7	3		23

LONGHORNS SEASON HIGHS

TEAM BATTING	
Longest win streak	3, 2x-last 4/15-current
Longest loss streak	4, 2x-last 3/12-3/18
Most runs, game, UT	12, 2x-last 4/9 at K-State
Most runs, game, Opp	11, 2/28 vs. Stanford
Most runs, inn, UT	8, 3/22 vs. UTSA (6th inn.)
Most runs, inn, Opp	5, 2x-last 3/13 at UCLA (6th inn.)
Most hits, game, UT	14, 2x-last 3/8 vs. Sam Houston State
Most hits, game, Opp	16, 3/6 vs. California
Most 2B, game, UT	4, 3x-last 4/3 at Oklahoma
Most 2B, game, Opp	4, 2/28 vs. Stanford
Most HR, game, UT	3, 4/9 at K-State
Most HR, game, Opp	3, 4/1 at Oklahoma
Most XBH, game, UT	6, 4/9 at K-State
Most XBH, game, Opp	5, 2/28 vs. Stanford
Most SB, game, UT	5, 2/26 vs. Stanford
Most SB, game, Opp	3, 3/12 at UCLA
Most walks, game, UT	11, 3/22 vs. UTSA
Most walks, game, Opp	11, 2/19 vs. UNLV
Most strikeouts, game, UT	18, 2/25 vs. Stanford
Most strikeouts, game, Opp	13, 3/20 vs. Tulane
Most LOB, game, UT	12, 2x-last 3/13 at UCLA
Most LOB, game, Opp	16, 3/11 at UCLA
Most errors, game, UT	3, 3x-last 4/8 at K-State
Most errors, game, Opp	5, 2/20 vs. UNLV
Longest game, time	4:19, 3/6 vs. California
Longest game, time, 9 innings	3:53, 3/26 vs. TCU
Shortest game, time	2:14, 3/25 vs. TCU

INDIVIDUAL BATTING

Most runs, game, UT	4, Barrera, 3/8 vs. SHSU
Most runs, game, Opp	2, 18x-last Davis, 4/19 vs. UT RGV
Most hits, game, UT	4, 2x-last Ka. Clemens, 4/8 at K-State
Most hits, game, Opp	4, 2x-last Moore, 4/9 at K-State
Most 2B, game, UT	2, 2x-last Mathis, 4/2 at Oklahoma
Most 2B, game, Opp	1, 35x-last Wolfe/Smith, 4/10 at K-State
Most HR, game, UT	1, 23x-last Ko. Clemens, 4/19 vs. UT RGV
Most HR, game, Opp	1, 20x-last Davis, 4/19 vs. UT RGV
Most RBI, game, UT	4, 3x-last Gurwitz, 4/9 at K-State
Most RBI, game, Opp	4, Celsi, 3/6 vs. California
Most XBH, game, UT	2, 7x-last Ko. Clemens/Boswell, 4/19 vs. UT RGV
Most XBH, game, Opp	2, Moore, 4/9 at K-State
Most steals, game, UT	4, Baker, 2/27 vs. Stanford
Most steals, game, Opp	1, 11x-last Wanhanen, 3/26 vs. TCU
Hitting streak	8, Ko. Clemens (3/6-3/19)

TEAM/INDIVIDUAL PITCHING

Most strikeouts, UT starter	12, Culbreth, 2/27 vs. Stanford
Most strikeouts, Opp starter	9, Howard, 3/25 vs. TCU
Most strikeouts, UT reliever	8, Mayes, 3/18 vs. Tulane
Most IP, UT reliever	6.0, Mayes, 3/18 vs. Tulane
Most walks, game, UT	5, 2x-last Johnston, 3/11 at UCLA
Most walks, game, Opp	3, 11x-last Kalmus, 4/8 at K-State
Most strikeouts, team, UT	13, 3/20 vs. Tulane
Most walks, team, UT	11, 2x-last 3/11 at UCLA
Low-hit game	2, 2/27 vs. Stanford
Consecutive scoreless IP	23.0 (2/20-2/25)

2016 TEXAS ROSTER

#	NAME	POS.	B/T	HT.	WT.	YR.	HOMETOWN / HIGH SCHOOL	#	NAME	POS.
1	Tres Barrera	C	R/R	5-11	225	Jr.	Eagle Pass, Texas / Mission Sharyland	12	Joe Baker	INF
2	Kody Clemens	INF	L/R	6-0	180	Fr.	Houston, Texas / Memorial	1	Tres Barrera	C
4	Kaleb Denny	OF	R/R	6-1	200	R-Fr.	Humble, Texas / Barbers Hill	46	James Barton	C
5	Matthew Schmidt	INF	R/R	6-1	200	Fr.	Parker, Colorado / Regis Jesuit	17	Bret Boswell	INF
6	Tyler Rand	OF	R/R	5-10	180	Fr.	Cypress, Texas / Langham Creek	43	Chance Callihan	RHP
7	Michael Cantu	C	R/R	6-3	240	So.	Corpus Christi, Texas / Moody	7	Michael Cantu	C
8	Brady Harlan	OF	L/R	6-0	175	Fr.	Corsicana, Texas / Corsicana	42	Kacy Clemens	RHP/INF
11	Travis Jones	INF/OF	R/R	6-4	220	So.	Humble, Texas / Atascocita	2	Kody Clemens	INF
12	Joe Baker	INF	R/R	5-9	180	So.	McKinney, Texas / McKinney	41	Morgan Cooper	RHP
13	Tyler Schimpf	RHP	R/R	6-4	210	So.	Sacramento, Calif. / Capital Christian	38	Ty Culbreth	LHP
14	Beau Ridgeway	RHP	R/R	6-0	180	Fr.	The Woodlands, Texas / College Park	4	Kaleb Denny	OF
15	Eric Dunbar	RHP	R/R	5-10	195	R-So.	Tomball, Texas / Tomball	27	Travis Duke	LHP
17	Bret Boswell	INF	L/R	5-11	195	R-So.	Rockwall, Texas / Rockwall-Heath	15	Eric Dunbar	RHP
19	Connor Mayes	RHP	R/R	6-2	205	So.	Austin, Texas / Lake Travis	50	Zane Gurwitz	OF
24	Chase Shugart	RHP/INF	L/R	5-10	180	Fr.	Bridge City, Texas / Bridge City	8	Brady Harlan	OF
27	Travis Duke	LHP	L/L	6-3	235	Sr.	Pearland, Texas / Dawson	34	Kyle Johnston	RHP
29	Jon Malmin	LHP	L/L	6-0	185	Jr.	Troy, Texas / Troy	11	Travis Jones	INF/OF
30	Josh Sawyer	LHP	L/L	6-2	215	Jr.	San Angelo, Texas / San Angelo Central	47	Ben Kennedy	OF
32	Nick Kennedy	LHP	L/L	5-11	205	Fr.	Tampa, Florida / Alonso	32	Nick Kennedy	LHP
33	Patrick Mathis	OF	L/L	6-0	205	So.	Waco, Texas / Venus	45	Nolan Kingham	RHP
34	Kyle Johnston	RHP	R/R	6-0	220	So.	Flower Mound, Texas / Flower Mound	29	Jon Malmin	LHP
35	Blake Wellmann	RHP	R/R	6-5	195	Fr.	Brenham, Texas / Brenham	33	Patrick Mathis	OF
38	Ty Culbreth	LHP	L/L	5-10	190	Sr.	Bryan, Texas / Bryan	19	Connor Mayes	RHP
39	Tate Shaw	INF	L/R	5-11	200	R-Fr.	Austin, Texas / Westlake	51	Jake McKenzie	RHP/INF
40	James Nittoli	LHP	L/L	6-3	225	Fr.	San Antonio, Texas / Alamo Heights	40	James Nittoli	LHP
41	Morgan Cooper	RHP	R/R	6-4	220	R-So.	Jarrell, Texas / Jarrell	6	Tyler Rand	OF
42	Kacy Clemens	RHP/INF	L/R	6-1	215	Jr.	Houston, Texas / Memorial	14	Beau Ridgeway	RHP
43	Chance Callihan	RHP	R/R	6-0	200	R-Fr.	Dripping Springs, Texas / Dripping Springs	49	Parker Joe Robinson	RHP
45	Nolan Kingham	RHP	R/R	6-3	200	Fr.	Las Vegas, Nevada / Desert Oasis	30	Josh Sawyer	LHP
46	James Barton	C	L/R	5-10	200	Sr.	Austin, Texas / Hyde Park Baptist	13	Tyler Schimpf	RHP
47	Ben Kennedy	OF	L/R	5-9	205	R-So.	College Station, Texas / A&M Consolidated	5	Matthew Schmidt	INF
49	Parker Joe Robinson	RHP	R/R	6-5	230	R-Fr.	Coto de Caza, Calif. / JSerra Catholic	39	Tate Shaw	INF
50	Zane Gurwitz	OF	R/R	5-7	185	Jr.	San Antonio, Texas / Churchill	24	Chase Shugart	RHP/INF
51	Jake McKenzie	RHP/INF	R/R	5-11	175	So.	Dallas, Texas / W.T. White	35	Blake Wellmann	RHP

PRONUNCIATION GUIDE

TRES Barrera (TRESS), Michael CANTU (CAN-too), BEAU Ridgeway (BO), Bret BOSWELL (BOZ-well), Chase SHUGART (SUGAR(T)), Jon MALMIN (MAL-min), Ty CULBRETH (CULL-breth), James NITTOLI (Nit-TOLL-ee), Nolan KINGHAM (KING-um), Zane GURWITZ (GURR-witz)

COACHING STAFF

Head Coach	Augie Garrido
Associate Head Coach	Skip Johnson
Assistant Coach	Tommy Nicholson
Volunteer Assistant Coach	Ryan Russ
Director of Baseball Operations	Drew Bishop
Associate Athletic Trainer	Michael West
Assistant Coach, Athletic Performance	Stephen Whalen
Athletic Equipment Manager	Vince Alcanzar
Special Assistant	Tom Sutaris

ROSTER BREAKDOWN BY CLASS

Senior (3): Barton, Culbreth, Duke
Junior (5): Barrera, Ka. Clemens, Malmin, Sawyer, Gurwitz
R-Sophomore (4): Boswell, Cooper, Dunbar, B. Kennedy
Sophomore (8): Baker, Cantu, Johnston, Jones, McKenzie, Mathis, Mayes, Schimpf
R-Freshman (4): Callihan, Denny, Robinson, Shaw
Freshman (4): Ko. Clemens, Harlan, N. Kennedy, Kingham, Nittoli, Ridgeway, Schmidt, Shugart, Wellmann


ROSTER BREAKDOWN BY STATE

Texas (29) . . . Calif. (2) . . . Colo. (1) . . . Fla. (1) . . . Nev. (1)

ROSTER BREAKDOWN BY POSITION

LHP: Culbreth, Duke, N. Kennedy, Malmin, Nittoli, Sawyer
RHP: Callihan, Ka. Clemens, Cooper, Dunbar, Johnston, Kingham, McKenzie, Mayes, Ridgeway, Robinson, Schimpf, Shugart, Wellmann
C: Barrera, Barton, Cantu
INF: Baker, Boswell, Ka. Clemens, Ko. Clemens, Gurwitz, Jones, McKenzie, Schmidt, Shaw, Shugart
OF: Denny, Gurwitz, Harlan, Jones, B. Kennedy, Mathis, Rand

2016 TV ROSTER



1 TRES BARRERA




2 KODY CLEMENS



4 KALEB DENNY




5 MATTHEW SCHMIDT



6 TYLER RAND




7 MICHAEL CANTU



8 BRADY HARLAN




11 TRAVIS JONES




12 JOE BAKER



13 TYLER SCHIMMPF




14 BEAU RIDGEWAY




15 ERIC DUNBAR



17 BRET BOSWELL




19 CONNOR MAYES




24 CHASE SHUGART




27 TRAVIS DUKE




29 JON MALMIN




30 JOSH SAWYER




32 NICK KENNEDY



33 PATRICK MATHIS




34 KYLE JOHNSTON



35 BLAKE WELLMANN




38 TY CULBRETH




39 TATE SHAW




40 JAMES NITTOLI




41 MORGAN COOPER



42 KACY CLEMENS



43 CHANCE CALLIHAN



45 NOLAN KINGHAM



46 JAMES BARTON



47 BEN KENNEDY



49 PARKER JOE ROBINSON



50 ZANE GURWITZ



51 JAKE MCKENZIE

PROBABLE STARTING PITCHERS



#41 MORGAN COOPER, RHP R-SO. | 6-4 | 220 | JARRELL, TEXAS (JARRELL)

- **APRIL 15**—Took the loss, allowing a season-high 7 runs (5 earned) over 4.2 innings. . . struck out a season-high-tying 8 batters while walking just one.
- **APRIL 1**—Gave up 6 earned runs and 3 home runs in the game. . . also tied his season-high with 3 walks. . . took his first loss of the year.
- **MARCH 24**—Made his first Friday night start on March 24 vs. TCU. . . sat down the first nine TCU batters he faced but allowed a three-run homer in the fourth.
- After one relief appearance in the season-opening series, made three straight Tuesday night starts, earning his only win in a six-inning effort vs. Sam Houston State.
- On February 21, made his first appearance since 6/21/14 during the College World Series. . . allowed just one baserunner (a walk) in two innings of work.
- Missed the 2015 season after undergoing Tommy John Surgery in the fall of 2014. . . named to the Big 12 Commissioner's Honor Roll for the 2014 fall semester.
- In 2014, named a second team Freshman All-American by Perfect Game. . . was also a member of the Big 12 All-Freshman team. . . went 4-2 with a 2.89 ERA, tying for the team lead with 29 appearances while logging 56 innings pitched. . . his 29 appearances were tied for the sixth-most in the Big 12.

2016 GAME LOG

DATE	OPPONENT	GP-GS	IP	H	R	ER	BB	SO	2B	3B	HR	WP	BK	HBP	IBB	RESULT	W	L	S	ERA	NP
Feb 21	UNLV		2.0	0	0	0	1	2	0	0	0	0	0	0	0	7-0	0	0	0	0.00	34
Mar 01	Texas State	*	4.0	2	2	2	3	6	0	0	0	1	1	0	0	10-4	0	0	0	3.00	62
Mar 08	SAM HOUSTON STATE	*	6.0	3	0	0	0	8	0	0	0	0	0	1	0	12-3	1	0	0	1.50	81
Mar 15	Texas A&M	*	6.0	6	4	3	1	3	0	0	1	0	0	1	0	4-5	1	0	0	2.50	91
Mar 24	TCU	*	4.2	4	3	3	2	3	2	0	1	0	0	0	0	4-3	1	0	0	3.18	88
Apr 01	Oklahoma	*	5.0	7	6	6	3	7	1	0	3	1	0	0	0	1-6	1	1	0	4.55	96
Apr 15	KANSAS-1	*	4.2	8	7	5	1	8	3	0	0	0	0	0	0	5-11	2	2	0	4.46	100
Totals		7	38.1	34	23	19	12	44	6	1	5	3	1	3	0	49-35	2	2	0	4.46	

CAREER STATISTICS

Year	ERA	W	L	App	GS	CG	SHO	CBO	SV	IP	H	R	ER	BB	SO	2B	3B	HR	BF	B/Avg	WP	HBP	BK	SFA	SHA
2014	2.89	4	2	29	1	0	0	3	3	56.0	53	23	18	9	41	11	1	3	227	.247	6	0	3	0	3
2016	4.46	2	2	8	7	0	0	1	0	38.1	34	23	19	12	44	6	1	5	162	.238	3	3	1	0	4
TOTAL	3.53	6	4	37	8	0	0	4	3	94.1	87	46	37	21	85	17	2	8	389	.243	9	3	4	0	7

SINGLE GAME CAREER HIGHS

Innings pitched: 6.0, 4 times

Walks allowed: 3, at Oklahoma, Apr 01, 2016 ; at Texas State, Mar 01, 2016

Strikeouts: 8, Kansas, Apr 15, 2016 ; Sam Houston State, Mar 08, 2016

Batters faced: 26, at Texas A&M, Mar 15, 2016

Field chances: 2, Stanford, Feb 21, 2014 ; at Texas A&M, Mar 15, 2016

Putouts: 1, 6 times

Assists: 1, 7 times

Runners CS: 1, vs Vanderbilt, Jun 21, 2014 ; Sam Houston State, Mar 08, 2016

PROBABLE STARTING PITCHERS



#38 TY CULBRETH, LHP

SR. | 5-10 | 190 | BRYAN, TEXAS (BRYAN HS)

- **APRIL 16**—Battled through rain to earn his Big 12-best 7th win of the year. . . has factored into the decision in each start this year. . . was his second career complete game after the Longhorns run-ruled the Jayhawks in 7 innings.
- **APRIL 2**—Earned his team-most fifth win of the season. . . tied for the Big 12 lead in wins. . . notched his sixth straight quality start. . . did not walk a batter for the fourth time this year.
- **MARCH 25**—Threw 6.1 shutout innings for his second scoreless outing of the season. . . was his fifth straight quality start. . . allowed a season-high three walks and struck out a season-low three.
- **MARCH 19**—Started game two vs. Tulane on Saturday and picked up his fourth straight quality start. . . struck out 8 and walked 2 in the 10-3 win.
- **MARCH 15**—Made his first relief appearance of the season on Tuesday at Texas A&M on what would have been his bullpen day. . . allowed a lead-off homer to end the game.
- **MARCH 12**—Added his third straight quality start. . . threw 7.1 innings and did not walk a batter while striking out 7.
- **MARCH 5**—Had his second consecutive 8-inning outing. . . allowed 2 first-inning runs after a defensive miscue in left allowed for a leadoff triple. . . the other run came on a sixth-inning solo homer.
- **FEBRUARY 27**—Named the Big 12 Pitcher of the Week for his efforts last Saturday against Stanford. . . the senior did not allow a hit for the first 6.1 innings before the Cardinal mustered an infield single off of him. . . Stanford got just one other hit in the game, another infield single. . . Culbreth didn't walk a batter en route to 8 shutout innings and his second win of the season. . . he also set a career-high with 12 strikeouts, doubling his previous career-best K mark.
- **FEBRUARY 20**—Started on February 20 vs, his sixth career start after making five in 2015. . . allowed just one run—a solo homer—while walking just one in five innings of work.

2016 GAME LOG

DATE	OPPONENT	GP-GS	IP	H	R	ER	BB	SO	2B	3B	HR	WP	BK	HBP	IBB	RESULT	W	L	S	ERA	NP
Feb 20	UNLV	*	5.0	4	1	1	1	4	0	0	1	0	0	0	0	11-2	1	0	0	1.80	67
Feb 27	STANFORD	*	8.0	2	0	0	0	12	0	0	0	0	0	0	0	9-0	2	0	0	0.69	91
Mar 05	CALIFORNIA	*	8.0	6	3	3	2	6	1	1	1	0	0	1	0	0-6	2	1	0	1.71	104
Mar 12	UCLA	*	7.1	7	4	3	0	7	0	0	0	1	0	1	0	4-5	2	1	0	2.22	91
Mar 15	Texas A&M	*	0.0	1	1	1	0	0	0	0	1	0	0	0	0	4-5	2	2	0	2.54	7
Mar 19	TULANE	*	6.0	8	3	2	2	8	1	0	0	0	1	0	0	10-3	3	2	0	2.62	98
Mar 25	TCU	*	6.1	4	0	0	3	3	1	1	0	0	0	0	1	2-0	4	2	0	2.21	88
Apr 02	Oklahoma	*	6.0	8	3	2	0	4	1	0	0	0	0	0	0	5-3	5	2	0	2.31	105
Apr 16	KANSAS	*	7.0	8	2	2	2	4	1	0	0	0	0	0	0	12-2	7	2	0	2.67	102
Totals		9	60.2	57	21	18	10	54	6	2	4	1	1	3	1	69-31	7	2	0	2.67	

CAREER STATISTICS

Year	ERA	W	L	App	GS	CG	SHO	CBO	SV	IP	H	R	ER	BB	SO	2B	3B	HR	BF	B/Avg	WP	HBP	BK	SFA	SHA
2013	0.00	0	0	6	0	0	0	0	0	2.2	0	0	0	1	3	0	0	0	9	.000	0	1	0	0	0
2014	1.98	2	0	20	0	0	0	0	0	27.1	16	8	6	18	20	2	0	1	112	.176	0	1	1	0	2
2015	3.95	4	5	27	5	1	0	1	4	54.2	58	27	24	15	44	5	1	2	235	.284	2	1	0	5	10
2016	2.68	6	2	9	8	0	0	2	0	53.2	49	19	16	8	50	5	2	4	216	.246	1	3	1	4	2
TOTAL	2.99	12	7	62	13	1	0	3	4	138.1	123	54	46	42	117	12	3	7	572	.246	3	6	2	9	14

SINGLE GAME CAREER HIGHS

At bats: 3, Kansas, Mar 15, 2014 ; Kansas, Mar 16, 2014
 Innings pitched: 9.0 [t-2nd], vs Baylor, May 21, 2015
 Walks allowed: 5 [t-2nd], at K-State, May 18, 2014
 Strikeouts: 12 [t-3rd], Stanford, Feb 27, 2016
 Batters faced: 34 [t-9th], vs Baylor, May 21, 2015
 Field chances: 3, Kansas, Apr 16, 2016 ; California, Mar 05, 2016
 Putouts: 1, at Kansas State, Apr 09, 2016 ; at Baylor, May 16, 2015
 Assists: 3, California, Mar 05, 2016
 Runners CS: 1, 6 times

PROBABLE STARTING PITCHERS



#34 KYLE JOHNSTON, RHP SO. | 6-0 | 220 | FLOWER MOUND, TEXAS (FLOWER MOUND HS)

- **APRIL 15**—Started game two of the doubleheader vs. Kansas and picked up his second win of the year... threw a career-high 107 pitches.
- **APRIL 3**—Allowed just one earned run and walked a season-low one batter... allowed a solo homer in the top of the first.
- **MARCH 26**—Moved into the Sunday spot in the rotation... lasted just 2.1 innings in his shortest outing of the year (not due to weather).
- **MARCH 18/20**—Started the Friday night game vs. Tulane but the game went just two innings before it was suspended due to weather... got his second start of the weekend on March 20.
- **MARCH 11**—Had his shortest outing of the season on Friday night at UCLA... went just 3.1 innings and walked five.
- **MARCH 4**—Allowed 4 runs (3 earned) on March 4 vs. California for his first loss of the year... has thrown a wild pitch in each of his first 3 starts.
- **FEBRUARY 26**—Had a stellar outing on February 26 vs. Stanford to earn his first win of the year... allowed two runs in seven innings of work... struck out a career-high 9 batters in the game.
- **FEBRUARY 19**—Started in the Longhorns season opener on February 19 s. UNLV... pitched four innings, walked five and struck out four.
- **LAST SEASON**—Had a 2.21 ERA with 37 strikeouts over 38 innings pitched... made four starts and another 21 appearances in relief with one save and one win... held a 1.00 ERA over 18 innings in Big 12 regular season play with 19 strikeouts... earned his first career win May 17 at Baylor (game two) by starting and hurling a career-high five frames of shutout ball with four strikeouts, while allowing just three hits and three walks... started and pitched a career high six innings in the Big 12 Tournament Championship game against Oklahoma State on May 24, allowing two earned runs on three hits and two walks while striking out a career-best seven.

2016 GAME LOG

DATE	OPPONENT	GP-GS	IP	H	R	ER	BB	SO	2B	3B	HR	WP	BK	HBP	IBB	RESULT	W	L	S	ERA	NP
Feb 19	UNLV	*	4.0	3	1	1	5	4	0	0	0	1	0	0	0	3-4	0	0	0	2.25	82
Feb 26	STANFORD	*	7.0	4	2	2	2	9	0	0	0	1	0	0	0	4-3	1	0	0	2.45	104
Mar 04	CALIFORNIA	*	6.0	9	4	3	2	6	0	0	0	1	0	1	0	3-4	1	1	0	3.18	104
Mar 11	UCLA	*	3.1	3	2	2	5	4	0	0	1	1	0	0	0	7-5	1	1	0	3.54	77
Mar 18	TULANE	*	2.0	1	1	0	1	1	0	0	0	0	0	0	0	2-3	1	1	0	3.22	31
Mar 20	TULANE	*	5.0	2	2	0	2	8	0	0	0	0	0	0	0	3-5	1	1	0	2.63	84
Mar 26	TCU	*	2.1	6	3	3	2	2	1	0	0	0	0	0	0	5-9	1	1	0	3.34	74
Apr 03	Oklahoma	*	5.0	4	3	1	1	3	0	0	1	0	0	0	0	3-4	1	1	0	3.12	78
Apr 15	KANSAS-2	*	5.2	4	2	1	4	4	2	0	0	0	0	1	0	8-6	2	1	0	2.70	107
Totals		10	46.2	40	21	14	26	45	4	0	2	4	0	3	0	40-46	2	1	0	2.70	

CAREER STATISTICS

Year	ERA	W	L	App	GS	CG	SHO	CBO	SV	IP	H	R	ER	BB	SO	2B	3B	HR	BF	B/Avg	WP	HBP	BK	SFA	SHA
2015	2.21	1	1	25	4	0	0	1	1	40.2	24	11	10	27	41	2	0	1	175	.170	5	5	0	0	2
2016	2.85	1	1	9	9	0	0	0	0	41.0	36	19	13	22	41	2	0	2	184	.229	4	2	0	1	2
TOTAL	2.53	2	2	34	13	0	0	1	1	81.2	60	30	23	49	82	4	0	3	359	.201	9	7	0	1	4

SINGLE GAME CAREER HIGHS

Innings pitched: 7.0, Stanford, Feb 26, 2016
 Walks allowed: 5, UNLV, Feb 19, 2016 ; at UCLA, Mar 11, 2016
 Strikeouts: 9, Stanford, Feb 26, 2016
 Batters faced: 28, Stanford, Feb 26, 2016 ; California, Mar 04, 2016
 Field chances: 2, 4 times
 Putouts: 2, at Oklahoma, Apr 03, 2016
 Assists: 2, UNLV, Feb 19, 2016
 Runners CS: 1, Kansas, Apr 15, 2016

HITTERS NOTES (AS OF 4/20)

#12 JOE BAKER, INF

SO. | R/R | 5-9 | 180 | MCKINNEY, TEXAS (MCKINNEY)

2016: .273/.319/.329, 0-HR, 7-RBI **CURRENT STREAK:** 1G (.333, 1-3)

- Started last weekend for the first time since 3/19 vs. Tulane when he suffered a stress fracture in his lower left leg... it was the third time this season that he's forced to miss multiple games due to injury... in his first at-bat, hit a single on the first pitch.
- Made his season debut on Feb 25 vs. Stanford... on Feb 26 vs. Stanford, stole a career-best 4 bases in the game... was the most SB for a Longhorn since Ben Johnson stole four on April 28 vs. Prairie View A&M.
- Last season, finished second on the team in batting average (.294) and third in on-base percentage (.377)... had the No. 6 play on SportsCenter's Top 10 for a play made at shortstop vs. Wichita State, when he ranged to his left, slid, and threw across the diamond for the out... named to the Big 12 All-Tournament team at designated hitter... went 6-for-17 (.353) with a run scored in the tournament (May 20-24).

CAREER GAME-HIGHS:

Hits: 3, 4 times
 Doubles: 1, 10 times
 Home runs: 1, at Kansas, Apr 19, 2015
 Total bases: 6, at Kansas, Apr 19, 2015
 RBI: 4, at Kansas, Apr 19, 2015
 Runs scored: 2, Wichita State, Apr 07, 2015; at Kansas, Apr 19, 2015; Minnesota, Feb 21, 2015
 Walks: 1, 12 times
 Hit by pitch: 1, 10 times
 Struck out: 5, at Oklahoma State, Apr 03, 2015

Sac flies: 1, California, Mar 04, 2016; Prairie View A&M, Apr 28, 2015; Texas Tech, May 01, 2015
 Sac bunts: 2, vs Oklahoma State, May 24, 2015
 At bats: 8, at Oklahoma State, Apr 03, 2015
 Stolen bases: 4, Stanford, Feb 26, 2016
 Caught stealing: 1, Sam Houston State, Mar 08, 2016; at Baylor, May 16, 2015
 Field chances: 12, at Oklahoma State, Apr 03, 2015
 Putouts: 5, California, Mar 03, 2016
 Assists: 8, at Oklahoma State, Apr 03, 2015

#1 TRES BARRERA, C/INF

JR. | R/R | 5-11 | 225 | EAGLE PASS, TEXAS (MISSION SHARYLAND)

2016: .299/.384/.467, 4-HR, 24-RBI **CURRENT STREAK:** 4G (.375, 6-16)

- Has hit safely in 32 of his 37 games this season... brought his average back above .300... is second on the team with a .299 average.
- Hit a bomb to left field in the second game of Friday's doubleheader, his fourth homer of the season... hit his first home run of the season in the 8th inning on March 22 vs. UTSA... went 3-for-5 with 4 RBI in the game... hit another homer on March 25 and hit a game-tying blast on March 26... earned Big 12 Player of the Week honors.
- Made his first career app at third base on March 12 at UCLA and has played primarily at the hot corner since.
- Last season, named to the All-Big 12 second team... finished 3rd in the conference in home runs (9), 9th in slugging (.481) and tied for 8th in walks (33)... led the Longhorns in homers, on-base percentage (.395) and tied for 1st in runs scored (38) and walks (33)... was 2nd on the team in hits (61) and tied for 2nd in triples (3).
- Named to the Big 12 All-Tournament Team at catcher after adding a home run, walk-off single, 4 RBI and a team-best 4 runs scored in the tournament.

CAREER GAME-HIGHS:

Hits: 5, UTSA, Feb 17, 2015
 Doubles: 2, Baylor, Apr 05, 2014; at Texas Tech, Mar 28, 2014
 Triples: 1, 6 times
 Home runs: 2, at K-State, May 18, 2014
 Total bases: 9, at K-State, May 18, 2014; UTSA, Feb 17, 2015
 RBI: 6, UTSA, Feb 17, 2015
 Runs scored: 4, Sam Houston State, Mar 08, 2016
 Walks: 3, Sam Houston State, Mar 08, 2016
 Hit by pitch: 2, at Texas Tech, Mar 28, 2014; Prairie View A&M, Apr 28, 2015

Struck out: 3, 5 times
 Sac flies: 1, 5 times
 Sac bunts: 1, 13 times
 At bats: 9, at Oklahoma State, Apr 03, 2015
 Stolen bases: 1, Stanford, Feb 27, 2016
 Caught stealing: 1, UTSA, Mar 22, 2016
 Field chances: 21, at Oklahoma State, Apr 03, 2015
 Putouts: 20, at Oklahoma State, Apr 03, 2015
 Assists: 4, TCU, Mar 26, 2016
 Runners CS: 2, Baylor, Apr 06, 2014; UTPA, Feb 25, 2014

#46 JAMES BARTON, C

SR. | L/R | 5-10 | 200 | AUSTIN, TEXAS (HYDE PARK BAPTIST)

2016: DNP **CURRENT STREAK:** DNP

- Named Team Academic MVP on April 11 during the 2016 Academic Awards Presentation on Monday.
- Senior catcher served as a bullpen catcher his first two seasons at Texas (2013-14)... earned Big 12 Commissioner's Honor Roll honors in each of his three seasons... named Team Academic MVP.

#17 BRET BOSWELL, INF

R-SO. | L/R | 5-11 | 195 | ROCKWALL, TEXAS (ROCKWALL-HEATH)

2016: .212/.258/.363, 2-HR, 15-RBI **CURRENT STREAK:** 2G (.429, 3-7)

- After starting at shortstop in each of the Longhorns first 20 games, has made just 7 starts in the last 17 Texas games (4 at DH, 2 at SS).
- Hit a two-run homer on March 11 at UCLA, his second of the season... on Feb 28 vs. Stanford, hit his first home run of the season, a 3-run shot to right field.
- Compiled his second 3-hit game of the season on March 6 vs. California... finished a HR away from the cycle.
- Last season, named to the Big 12 All-Freshman team... tied for third on the team with nine doubles and was third in walks (32)... finished tied for second on the team with 15 multi-hit games... chosen as the third base-man for the Big 12 All-Tournament team after adding three hits (including a double) in four games.
- In 2014, suffered a wrist injury that caused him to miss the season... earned a medical redshirt.

CAREER GAME-HIGHS:

Hits: 3, 4 times
 Doubles: 2, Minnesota, Feb 21, 2015; UIW, Mar 10, 2015
 Triples: 1, California, Mar 06, 2016; Oklahoma, Apr 11, 2015
 Home runs: 1, 4 times
 Total bases: 6, California, Mar 06, 2016
 RBI: 4, Stanford, Feb 27, 2016
 Runs scored: 3, California, Mar 06, 2016
 Walks: 2, 6 times

Hit by pitch: 1, 4 times
 Struck out: 5, at Oklahoma State, Apr 03, 2015
 Sac bunts: 1, 13 times
 At bats: 6, at Kansas, Apr 19, 2015
 Stolen bases: 1, Stanford, Feb 26, 2016
 Caught stealing: 1, Lamar University, Mar 29, 2016
 Field chances: 10, Stanford, Feb 25, 2016
 Putouts: 4, Stanford, Feb 25, 2016; at UCLA, Mar 11, 2016
 Assists: 6, Stanford, Feb 25, 2016

#7 MICHAEL CANTU, C

SO. | R/R | 6-3 | 240 | CORPUS CHRISTI, TEXAS (MOODY)

2016: .182/.317/.232, 0-HR, 7-RBI **CURRENT STREAK:** 0-for-6

- Had just his third multi-hit game of the season April 10 at K-State.
- Went 1-for-1 with a career-high 4 walks on March 22 vs. UTSA... the 4 walks were the most for a Longhorn since Mark Payton on April 15, 2014 vs. UT Arlington.
- Caught a UTSA baserunner attempting to steal second on March 22, throwing him out from his knees.
- Last season, was named to the Big 12 All-Freshman team... tied for the team lead and tied for 8th in the Big 12 with 33 walks on the season.
- On February 20, 2015, went a perfect 3-for-3 with two walks, 2 runs scored, 2 doubles and 5 RBI against Minnesota... the 5-RBI performance marked the first time a freshman has done that since Cohl Walla and Jonathan Walsh both achieved it during the 2010 season.

CAREER GAME-HIGHS:

Hits: 3, 4 times
 Doubles: 3, at Kansas, Apr 19, 2015
 Home runs: 1, at Texas State, Mar 24, 2015
 Total bases: 6, at Kansas, Apr 19, 2015
 RBI: 5, Minnesota, Feb 20, 2015
 Runs scored: 3, UTSA, Feb 17, 2015; at Stanford, Mar 08, 2015
 Walks: 4, UTSA, Mar 22, 2016
 Struck out: 3, 4 times
 Sac flies: 1, UNLV, Feb 20, 2016
 Sac bunts: 1, 8 times

At bats: 6, at Texas State, Mar 01, 2016; at Nebraska, Mar 28, 2015
 Caught stealing: 1, Texas A&M - CC, Mar 31, 2015
 Field chances: 15, at Stanford, Mar 07, 2015; West Virginia, Mar 13, 2015
 Putouts: 14, at Stanford, Mar 07, 2015; West Virginia, Mar 13, 2015
 Assists: 4, Oklahoma, Apr 11, 2015
 Runners CS: 2, Oklahoma, Apr 11, 2015; Minnesota, Feb 21, 2015; Kansas State, Mar 22, 2015

#42 KACY CLEMENS, INF/RHP

JR. | L/R | 6-1 | 215 | HOUSTON, TEXAS (MEMORIAL)

2016: .303/.397/.475, 3-HR, 21-RBI **CURRENT STREAK:** 4G (.400, 6-15)

- Took over the team lead in batting average... hit safely in all three games vs. Kansas... just missed a game-tying homer in the ninth on April 12 vs. Houston.
- Had a career-high 4 hits April 8 at K-State... also hit his 3rd HR of the season in the game... was the first time he and his brother, Kody, homered in the same game.
- Ended a 16-game on-base streak on March 21 against Tulane after going 0-for-4.
- Drove in 3 runs in back-to-back games against California and Sam Houston State (3/6-3/8).
- Hit 2 home runs in the weekend series vs. California... the first came on Thursday down the right field line and the second was a 3-run blast on Sunday... had just 1 HR in his career coming into the season.
- See bullpen notes for pitching information.

CAREER GAME-HIGHS:

Hits: 4, at Kansas State, Apr 08, 2016
 Doubles: 1, 13 times
 Home runs: 1, 4 times
 Total bases: 8, at Kansas State, Apr 08, 2016
 RBI: 3, 5 times
 Runs scored: 2, 6 times
 Walks: 3, at Rice, Apr 1, 2014; Oklahoma State, Apr 25, 2014; at Oklahoma, Apr 02, 2016
 Hit by pitch: 1, at Texas A&M, Mar 15, 2016; West Virginia, Mar 13, 2015
 Struck out: 3, Stanford, Feb 21, 2014
 Sac bunts: 1, 18 times

At bats: 5, 8 times
 Caught stealing: 1, TCU, Mar 26, 2016
 Innings pitched: 7.0, at Nebraska, Mar 28, 2015
 Walks allowed: 3, Kansas State, Mar 22, 2015
 Strikeouts: 4, at Oklahoma State, Apr 05, 2015; Oklahoma, Apr 11, 2015; Minnesota, Feb 22, 2015
 Batters faced: 26, at Nebraska, Mar 28, 2015
 Field chances: 17, Dallas Baptist, Mar 18, 2014
 Putouts: 16, at California, Feb 16, 2014
 Assists: 4, Kansas State, Mar 22, 2015

HITTERS NOTES (AS OF 4/20)

#2 KODY CLEMENS, INF FR. | L/R | 6-0 | 180 | HOUSTON, TEXAS (MEMORIAL)

2016: .262/.325/.418, 4-HR, 21-RBI **CURRENT STREAK:** 1G (.400, 2-5)

- Hit his fourth homer on Tuesday vs. UT RGV... homered in back-to-back games on April 8 and 9 at K-State... in game one, homered in the same game as his brother, and in game two, was the front end of back-to-back jacks.
- Made his first career start at shortstop on March 22 vs. UTSA and has started all but one game there since.
- Hit his 1st career HR, an opposite field blast, on March 8 vs. Sam Houston... had 3 hits and 3 RBI in the game.
- Is 10-for-20 (.500) off lefties... is 16-for-50 (.320) with runners on base and 11-for-30 (.367) with RISP.
- Picked up his first collegiate hit on February 19 against UNLV, a fourth-inning single through the right side... collected his first multi-hit game and first RBI the following game, February 20.

CAREER GAME-HIGHS:

Hits: 3, Sam Houston State, Mar 08, 2016	Hit by pitch: 1, at Kansas State, Apr 10, 2016; Stanford, Feb 27, 2016
Doubles: 1, 6 times	Struck out: 2, 4 times
Triples: 1, at Texas State, Mar 01, 2016	Sac bunts: 1, 5 times
Home runs: 1, at Kansas State, Apr 08, 2016; at Kansas State, Apr 09, 2016; Sam Houston State, Mar 08, 2016	At bats: 5, 5 times
Total bases: 6, at Kansas State, Apr 09, 2016; Sam Houston State, Mar 08, 2016	Stolen bases: 1, UNLV, Feb 19, 2016
RBI: 3, Sam Houston State, Mar 08, 2016	Caught stealing: 1, TCU, Mar 26, 2016
Runs scored: 2, at Kansas State, Apr 09, 2016; at Texas State, Mar 01, 2016; Tulane, Mar 19, 2016	Field chances: 8, at Kansas State, Apr 08, 2016; UTSA, Mar 22, 2016
Walks: 3, at Oklahoma, Apr 02, 2016	Putouts: 3, UNLV, Feb 21, 2016
	Assists: 7, UTSA, Mar 22, 2016

#4 KALEB DENNY R-FR. | R/R | 6-1 | 200 | HUMBLE, TEXAS (BARBERS HILL)

2016: .267/.361/.267, 0-HR, 3-RBI **CURRENT STREAK:** 0-for-5

- Made his first start of the season on Feb 25 vs. Stanford and has made nine starts since (8-DH, 1-1B)
- Picked up his first collegiate hit on February 25 in his first at-bat... his first RBI came March 22 vs. UTSA.
- Named to the Big 12 Commissioner's Honor Roll while receiving a redshirt in the 2015 season.
- His dad, David, played third base and left field at UT from 1982-85 and his grandfather, Ed Denny, played baseball at Sam Houston State from 1956-60.

CAREER GAME-HIGHS:

Hits: 1, 8 times	Sac flies: 1, at Oklahoma, Apr 03, 2016
Total bases: 1, 8 times	Sac bunts: 1, A&M - Corpus Christi, Apr 05, 2016; at Kansas State, Apr 09, 2016
RBI: 1, at Oklahoma, Apr 03, 2016; UTSA, Mar 22, 2016; TCU, Mar 26, 2016	At bats: 4, at Kansas State, Apr 08, 2016; UTSA, Mar 22, 2016
Runs scored: 1, 5 times	Field chances: 14, Stanford, Feb 25, 2016
Walks: 1, 4 times	Putouts: 13, Stanford, Feb 25, 2016
Hit by pitch: 1, at Kansas State, Apr 09, 2016	
Struck out: 3, Stanford, Feb 28, 2016	

#50 ZANE GURWITZ, OF JR. | R/R | 5-7 | 185 | SAN ANTONIO, TEXAS (CHURCHILL)

2016: .290/.325/.421, 2-HR, 19-RBI **CURRENT STREAK:** 2G (.333, 4-12)

- Made his first career start at second base on March 22 vs. UTSA... has started there in each game since.
- Went 7-for-12 over the weekend at K-State and hit a double, triple and his first homer of the season... hit a bases-loaded, two-out triple on Saturday at K-State to give him a career-high 4 RBI.
- Matched his career high in hits in a game with 4 on March 1 at Texas State.
- In 2015, named Most Outstanding Player of the Big 12 Tournament after going 8-for-13 at the plate... finished the 4 games with 3 runs scored, 3 RBI, 2 walks, a double and a stolen base; had multiple hits in 3 of the 4 games.
- Finished tied for second on the team with three triples, is third with 32 runs scored, is fourth on the squad with 27 walks and fifth with a .395 slugging percentage... ended the year on a 14-game reached base streak.

CAREER GAME-HIGHS:

Hits: 4, at Texas State, Mar 01, 2016; at Texas Tech, Mar 29, 2014	Struck out: 3, 4 times
Doubles: 2, at Oklahoma, Apr 13, 2014; at UCLA, Mar 11, 2016; Columbia, Mar 22, 2014	Sac flies: 1, at Rice, Apr 1, 2014; Tulane, Mar 20, 2016; at Nebraska, Mar 27, 2015
Triples: 1, 6 times	Sac bunts: 2, Kansas State, Mar 21, 2015
Home runs: 1, 7 times	At bats: 7, at Oklahoma State, Apr 03, 2015
Total bases: 7, at Texas State, Mar 24, 2015	Stolen bases: 2, at Texas Tech, Mar 29, 2014
RBI: 4, at Kansas State, Apr 09, 2016	Caught stealing: 2, at Texas State, Mar 01, 2016
Runs scored: 3, UT - Arlington, Apr 15, 2014; at Baylor, May 17, 2015	Field chances: 11, A&M - Corpus Christi, Apr 05, 2016
Walks: 3, at Stanford, Mar 05, 2015	Putouts: 7, A&M - Corpus Christi, Apr 05, 2016; at UCLA, Mar 13, 2016
Hit by pitch: 1, 5 times	Assists: 6, at Oklahoma, Apr 02, 2016; TCU, Mar 25, 2016

#8 BRADY HARLAN, OF FR. | L/R | 6-0 | 175 | CORSICANA, TEXAS (CORSICANA)

2016: .240/.316/.260, 0-HR, 7-RBI **CURRENT STREAK:** 0-for-6

- Started in left field on April 1 and 2 at Oklahoma... went 1-for-6 in the series.
- Earned his first career start on March 4 vs. California and went 2-for-4 with his first career RBI in the game.
- Entered as a defensive replacement on March 1 at Texas State... was hit by a pitch to lead off the 11th and came around to score the go-ahead run.
- Pinch-hit on February 26 vs. Stanford and finished with two hits in the game.

CAREER GAME-HIGHS:

Hits: 2, Stanford, Feb 26, 2016; California, Mar 04, 2016; at UCLA, Mar 13, 2016	Hit by pitch: 1, at Texas State, Mar 01, 2016
Doubles: 1, at UCLA, Mar 12, 2016	Struck out: 3, at Oklahoma, Apr 03, 2016; Stanford, Feb 25, 2016
Total bases: 2, 4 times	Sac flies: 1, UTSA, Mar 22, 2016
RBI: 2, Sam Houston State, Mar 08, 2016; UTSA, Mar 22, 2016	Sac bunts: 1, at UCLA, Mar 11, 2016; at UCLA, Mar 12, 2016; at Texas A&M, Mar 15, 2016
Runs scored: 1, at Texas State, Mar 01, 2016; UTSA, Mar 22, 2016	At bats: 4, 4 times
Walks: 2, UTSA, Mar 22, 2016	Field chances: 5, at Oklahoma, Apr 02, 2016
	Putouts: 4, at Oklahoma, Apr 02, 2016

#11 TRAVIS JONES, INF/OF SO. | R/R | 6-4 | 220 | HUMBLE, TEXAS (ATASCOCITA)

2016: .297/.430/.436, 3-HR, 14-RBI **CURRENT STREAK:** 0-for-3

- Leads the Longhorns with a .430 on-base percentage... hit his third homer of the season on Saturday vs. Kansas... had his fourth OF assist on April 12 vs. Houston.
- Was the back-end of back-to-back homers on Saturday at K-State, the first time the Longhorns have gone back-to-back this year... hit his first career home run on March 12 vs. UCLA... the solo shot tied the game up.
- Had led off and played left field in 15 straight games before DHing in the two-spot on Saturday.
- Last season, made a start at first in the opening game of the Big 12 Tournament May 20 against Texas Tech... had his first 2 hits against Oklahoma State on April 3... made his collegiate debut against Rice on February 13.

CAREER GAME-HIGHS:

Hits: 3, Stanford, Feb 27, 2016	2015
Doubles: 1, UNLV, Feb 21, 2016; Tulane, Mar 18, 2016	Sac flies: 1, at UCLA, Mar 11, 2016
Triples: 1, Stanford, Feb 28, 2016	Sac bunts: 1, California, Mar 06, 2016; vs Texas Tech, May 20, 2015
Home runs: 1, at Kansas State, Apr 09, 2016; at UCLA, Mar 12, 2016	At bats: 5, at UCLA, Mar 12, 2016; Tulane, Mar 19, 2016; Tulane, Mar 20, 2016
Total bases: 5, at Kansas State, Apr 09, 2016; at UCLA, Mar 12, 2016	Stolen bases: 1, at Texas State, Mar 01, 2016; at UCLA, Mar 13, 2016; Tulane, Mar 18, 2016
RBI: 2, at Kansas State, Apr 09, 2016	Field chances: 15, at RICE, Feb 14, 2015
Runs scored: 3, at Kansas State, Apr 09, 2016	Putouts: 14, at RICE, Feb 14, 2015
Walks: 2, 4 times	Assists: 1, 6 times
Hit by pitch: 2, UTSA, Mar 22, 2016	
Struck out: 3, Tulane, Mar 20, 2016; at RICE, Feb 13,	

#47 BEN KENNEDY, OF R-SO. | L/R | 5-9 | 205 | COLLEGE STATION, TEXAS (A&M CONSOLIDATED)

2016: .067/.125/.067, 0-HR, 0-RBI **CURRENT STREAK:** 0-for-7

- Is just 1-for-15 on the season... 7 of his 10 appearances have come in a pinch-hitting role... drew a pinch-hit walk on April 5 vs. TAMU-CC... was his first appearance in nearly a month (March 6 vs. Cal).
- Made 2 starts in left field during the weekend series vs. California (Thursday and Friday).
- Picked up his first career hit on March 1 at Texas State, a bunt single in the 11th.
- Earned his first career start on February 26 vs. Stanford... started the game in right field.
- In 2014, earned a medical redshirt after missing the season due to an elbow injury.

CAREER GAME-HIGHS:

Hits: 1, at Texas State, Mar 01, 2016	At bats: 4, California, Mar 03, 2016
Total bases: 1, at Texas State, Mar 01, 2016	Field chances: 2, California, Mar 03, 2016
Runs scored: 1, at Texas State, Mar 01, 2016	Putouts: 2, California, Mar 03, 2016
Struck out: 1, 6 times	

#51 JAKE MCKENZIE, INF/OF SO. | R/R | 5-11 | 175 | DALLAS, TEXAS | W.T. WHITE

2016: .200/.289/.225, 0-HR, 6-RBI **CURRENT STREAK:** 0-for-7

- Has appeared in 18 of the Longhorns' 37 games, including 11 starts... has made five starts at second base and the rest in the outfield.
- Drove in 2 runs against Texas State, including the go-ahead run after drawing a bases-loaded walk in the 11th.
- Earned the distinction of Engineering Scholar from the Cockrell School of Engineering, which recognizes his academic excellence, strength of character and promise of continued success in engineering.

CAREER GAME-HIGHS:

Hits: 3, Stanford, Feb 27, 2016	Stolen bases: 1, at UCLA, Mar 13, 2016
Doubles: 1, Stanford, Feb 27, 2016	Innings pitched: 2.2, at RICE, Feb 14, 2015
Total bases: 4, Stanford, Feb 27, 2016	Walks allowed: 2, UIW, Mar 10, 2015; vs Oregon State, May 29, 2015
RBI: 4, at Baylor, May 17, 2015	Strikeouts: 2, 5 times
Runs scored: 2, Stanford, Feb 27, 2016	Batters faced: 10, at RICE, Feb 14, 2015
Walks: 1, 6 times	Field chances: 8, UNLV, Feb 20, 2016
Hit by pitch: 2, Stanford, Feb 28, 2016	Putouts: 4, UNLV, Feb 20, 2016; California, Mar 06, 2016
Struck out: 3, UNLV, Feb 20, 2016	Assists: 4, UNLV, Feb 20, 2016; at UCLA, Mar 11, 2016
Sac bunts: 1, at Baylor, May 16, 2015; at Texas State, Mar 01, 2016	
At bats: 5, UNLV, Feb 19, 2016	

HITTERS NOTES (AS OF 4/20)

#33 PATRICK MATHIS, OF

SO. | L/L | 6-0 | 205 | WACO, TEXAS (VENUS)

2016: .297/.395/.525, 5-HR, 18-RBI **CURRENT STREAK:** 0-for-2

- Leads the Longhorns with 5 homers... hit his fifth HR of the season on April 9 at K-State.
- With the Longhorns trailing 3-2 on March 24 vs. TCU, hit a game-winning two-run homer to give Texas the lead.
- Returned to the outfield on March 18 vs. Tulane after missing time due to a strained hamstring... started in right field in all three games of the series... had started at DH the previous 5 games.
- Hit his third homer of the season March 12 at UCLA... hit a 408-foot homer on February 20 vs. UNLV... homered on the first pitch he saw on February 21, giving him HRs in back-to-back at bats... reached base safely in six straight plate apps from Feb 20-21.
- Last season, recorded his first career collegiate hit, an RBI single, in the eighth inning of the Big 12 Championship game vs. Oklahoma State on May 24.

CAREER GAME-HIGHS:

Hits: 3, at UCLA, Mar 13, 2016	• Sac flies: 1, at Kansas State, Apr 10, 2016
Doubles: 2, at Oklahoma, Apr 02, 2016	• Sac bunts: 1, at Kansas State, Apr 08, 2016; UNLV, Feb 20, 2016
Triples: 1, at Oklahoma, Apr 03, 2016	• At bats: 5, UNLV, Feb 19, 2016; TCU, Mar 26, 2016
Home runs: 1, 5 times	• Stolen bases: 1, at Kansas State, Apr 08, 2016; Minnesota, Feb 22, 2015
Total bases: 6, UNLV, Feb 21, 2016; at UCLA, Mar 13, 2016	• Caught stealing: 1, at Kansas State, Apr 08, 2016; UNLV, Feb 20, 2016
RBI: 3, at Oklahoma, Apr 02, 2016; TCU, Mar 24, 2016	• Field chances: 5, at Oklahoma, Apr 02, 2016; TCU, Mar 24, 2016; Lamar University, Mar 29, 2016
Runs scored: 2, at Kansas State, Apr 09, 2016; UNLV, Feb 21, 2016; Tulane, Mar 19, 2016	• Putouts: 5, TCU, Mar 24, 2016; Lamar University, Mar 29, 2016
Walks: 2, UNLV, Feb 20, 2016; UTSA, Mar 22, 2016; Minnesota, Feb 22, 2015	
Struck out: 3, at Stanford, Mar 07, 2015	

#6 TYLER RAND, OF

FR. | R/R | 5-10 | 180 | CYPRESS, TEXAS (LANGHAM CREEK)

2016: .302/.389/.349, 0-HR, 7-RBI **CURRENT STREAK:** 3G (.417, 5-12)

- Is now 9-for-9 in stolen base attempts this season... added his first bunt single on Tuesday vs. UT RGV.
- Returned to the outfield on March 24 vs. TCU, his first outfield action since February 26 when he was hit by a pitch and fractured his right hand... went 2-for-4 in the game... had an RBI single in his first at-bat since the fracture.
- Singled and drove in a run in his first collegiate at-bat.
- His seventh-inning single on February 20 scored two Longhorns... went 3-for-4 with runners in scoring position during the opening weekend.

CAREER GAME-HIGHS:

Hits: 2, 4 times	• 24, 2016
Doubles: 1, at Oklahoma, Apr 03, 2016	• Sac bunts: 1, at Kansas State, Apr 10, 2016; TCU, Mar 26, 2016
Total bases: 3, at Oklahoma, Apr 03, 2016	• At bats: 5, Stanford, Feb 25, 2016
RBI: 2, at Oklahoma, Apr 03, 2016; UNLV, Feb 20, 2016	• Stolen bases: 1, 6 times
Runs scored: 1, 5 times	• Field chances: 3, 4 times
Walks: 1, 4 times	• Putouts: 3, at Kansas State, Apr 08, 2016; TCU, Mar 24, 2016; TCU, Mar 25, 2016
Hit by pitch: 1, Stanford, Feb 26, 2016	
Struck out: 2, at Oklahoma, Apr 03, 2016; TCU, Mar	

#5 MATTHEW SCHMIDT, INF

FR. | R/R | 6-1 | 200 | PARKER, COLO. (REGIS JESUIT)

2016: DNP **CURRENT STREAK:** DNP

- Has not appeared in a game yet this season.

#39 TATE SHAW, INF

R-FR. | L/R | 5-11 | 200 | AUSTIN, TEXAS (WESTLAKE)

2016: .000/.000/.000, 0-HR, 0-RBI **CURRENT STREAK:** 0-for-1

- Has entered as a pinch-runner nine times.
- After pinch-hitting, remained in the game on March 8 vs. Sam Houston State as the designated hitter, recording his first career at-bat... reached on a fielder's choice.

CAREER GAME-HIGHS:

Runs scored: 1, 4 times	• Stolen bases: 1, California, Mar 06, 2016
At bats: 1, Sam Houston State, Mar 08, 2016	

BULLPEN NOTES (AS OF 4/20)

#43 CHANCE CALLIHAN, RHP

R-FR. | R/R | 6-0 | 200 | DRIPPING SPRINGS, TEXAS (DRIPPING SPRINGS)

LAST APP: DNP **LONGEST APP:** DNP **IR/RS:** DNP

- Has not appeared in a game yet this season.

#42 KACY CLEMENS, RHP

JR. | L/R | 6-1 | 215 | HOUSTON, TEXAS (MEMORIAL)

LAST APP: 3/22 vs. UTSA **LONGEST APP:** 1.0 (3x-last 3/22) **IR/RS:** 0/0

- Made his third appearance on the mound on March 22 vs. UTSA... had started the game as the first baseman... warmed up to pitch while manning the first base position in the eighth inning.

CAREER GAME-HIGHS:

Innings pitched: 7.0, at Nebraska, Mar 28, 2015	• Field chances: 17, Dallas Baptist, Mar 18, 2014
Walks allowed: 3, Kansas State, Mar 22, 2015	• Putouts: 16, at California, Feb 16, 2014
Strikeouts: 4, at Oklahoma State, Apr 05, 2015; Oklahoma, Apr 11, 2015; Minnesota, Feb 22, 2015	• Assists: 4, Kansas State, Mar 22, 2015
Batters faced: 26, at Nebraska, Mar 28, 2015	• Runners CS: 2, Kansas State, Mar 22, 2015

#27 TRAVIS DUKE, LHP

SR. | L/L | 6-3 | 235 | PEARLAND, TEXAS (DAWSON)

LAST APP: 4/15 vs. Kansas (G2) **LONGEST APP:** 3.0 IP, 3/11 **IR/RS:** 24/7

- Made two appearances last weekend vs. Kansas... has 106 apps in his career, tied for second-most all-time in Texas history... trails only Austin Wood's 118 career appearances for the most in Longhorns history.

CAREER GAME-HIGHS:

Innings pitched: 4.0, vs Texas A&M, Jun 01, 2014	• Putouts: 2, Houston, Apr 23, 2013
Walks allowed: 3, at Houston, Mar 19, 2013	• Assists: 3, Stanford, Feb 28, 2016
Strikeouts: 6, vs Texas A&M, Jun 01, 2014	• Runners CS: 2, Oklahoma, Apr 12, 2015
Batters faced: 18, vs Texas A&M, Jun 01, 2014	
Field chances: 4, Houston, Apr 23, 2013	

#15 ERIC DUNBAR, RHP

R-SO. | R/R | 5-10 | 195 | TOMBALL, TEXAS (TOMBALL)

LAST APP: 4/19 vs. UT RGV **LONGEST APP:** 3 IP, 2x-last 4/1 **IR/RS:** 2/0

- Allowed his first career run on Friday in Game 1 vs. Kansas... threw three hitless innings on April 1 at Oklahoma... also pitched three hitless innings on March 3 vs. California... his only blemish on the night was a hit batter.
- Made his first collegiate appearance and got the only batter he faced on Feb 25 vs. Stanford.

CAREER GAME-HIGHS:

Innings pitched: 3.0, at Oklahoma, Apr 01, 2016; California, Mar 03, 2016	• Batters faced: 11, at Oklahoma, Apr 01, 2016
Walks allowed: 1, at Oklahoma, Apr 01, 2016	• Field chances: 3, at Oklahoma, Apr 01, 2016
Strikeouts: 3, Lamar University, Mar 29, 2016	• Putouts: 1, California, Mar 03, 2016
	• Assists: 3, at Oklahoma, Apr 01, 2016

#32 NICK KENNEDY, LHP

FR. | L/L | 5-11 | 205 | TAMPA, FLA. (ALONSO)

LAST APP: 4/15 vs. Kansas (G2) **LONGEST APP:** 2.0 IP, 4/12 **IR/RS:** 4/0

- Allowed three runs while recording just one out on Friday vs. Kansas.
- Made his first career start on March 22 vs. UTSA... went two innings, allowing one run on one hit in a spot start.

CAREER GAME-HIGHS:

Innings pitched: 2.0, UTSA, Mar 22, 2016	• Field chances: 1, Stanford, Feb 28, 2016; California, Mar 06, 2016
Walks allowed: 2, California, Mar 06, 2016	• Assists: 1, Stanford, Feb 28, 2016; California, Mar 06, 2016
Strikeouts: 2, UNLV, Feb 21, 2016; California, Mar 06, 2016; UTSA, Mar 22, 2016	
Batters faced: 10, California, Mar 06, 2016	

#45 NOLAN KINGHAM, RHP

FR. | R/R | 6-3 | 200 | LAS VEGAS, NEV. (DESERT OASIS)

LAST APP: 4/19 vs. UT RGV **LONGEST APP:** 4.2 IP, 2/25 **IR/RS:** 5/3

- Allowed a lead-off home run in the 7th but retired the next three UT RGV batters in order on Tuesday.
- Started April 5 vs. TAMU-CC and lasted just two-thirds of an inning, allowing a two-run homer... started and allowed two runs on March 29 vs. Lamar... the Longhorns have not scored a run while he was pitching in any of his three starts. Picked up his first career save March 11 at UCLA... entered in the ninth with the bases loaded... allowed three inherited runners to score but earned the save.
- Made his first collegiate start on Thursday, February 25 against Stanford... went 4.2 innings and did not allow a run... the game went into 12 innings before the Longhorns eventually fell.
- Made his collegiate debut on February 20 with two scoreless innings of relief... allowed just one hit.

CAREER GAME-HIGHS:

Innings pitched: 4.2, Stanford, Feb 25, 2016	• Mar 03, 2016
Walks allowed: 3, Stanford, Feb 25, 2016	• Field chances: 4, Stanford, Feb 25, 2016
Strikeouts: 2, Tulane, Mar 20, 2016; UTSA, Mar 22, 2016	• Putouts: 1, TCU, Mar 26, 2016
Batters faced: 19, Stanford, Feb 25, 2016; California,	• Assists: 4, Stanford, Feb 25, 2016
	• Runners CS: 1, at Texas A&M, Mar 15, 2016

BULLPEN NOTES (AS OF 4/20)

#29 JON MALMIN, LHP

JR. | L/L | 6-0 | 185 | TROY, TEXAS (TROY)

LAST APP: 4/15 vs. Kansas (G1) **LONGEST APP:** 2.0 IP, 2/25 **IR/RS:** 15/6

- Allowed 1 hit in 1.2 innings on Friday vs. Kansas... struck out three in the outing.
- Has three losses this season... went 1-1 in the weekend series at UCLA... got the win on Friday night and took the loss on Sunday... did not record an out on Sunday at UCLA.
- Has given up 10 earned runs in 9 innings pitched on the season

CAREER GAME-HIGHS:

Innings pitched: 3.0, at RICE, Feb 14, 2015 ; Minnesota, Feb 20, 2015
 Walks allowed: 2, 6 times
 Strikeouts: 4, Minnesota, Feb 20, 2015

Batters faced: 15, at RICE, Feb 14, 2015
 Field chances: 3, Stanford, Feb 25, 2016
 Putouts: 1, Valparaiso, Mar 04, 2014
 Assists: 2, Stanford, Feb 25, 2016

#19 CONNOR MAYES, RHP

SO. | 6-2 | 205 | AUSTIN, TEXAS (LAKE TRAVIS HS)

LAST APP: 4/19 vs. UTRGV **LONGEST APP:** 6.0 IP, 2x-3/19 **IR/RS:** 0/0

- Did not make it out of the third inning in either of his past two Tuesday starts.
- Moved to the bullpen following Morgan Cooper's insertion into the weekend rotation... allowed three runs on April 5 vs. TAMU-CC... has a team-high 4 losses after giving up the game-winner on Sunday at OU.
- In his first two relief appearances as the team's closer, picked up two saves vs. No. 6 TCU.
- After March 18's game vs. Tulane was suspended after 2 innings, he resumed on the mound for the Longhorns on Saturday, throwing 6 solid innings but taking the loss after allowing a 2-run homer.
- Last season, finished third in the Big 12 in appearances... led conference freshmen with a .231 opponent average... his 2.58 ERA (19-ER, 66.1-IP) was good for 8th in the Big 12... named Co-Most Outstanding Pitcher at the Big 12 Tournament after pitching a complete game shutout May 23 vs. Baylor, his 19th birthday... it was the first complete game shutout by a UT pitcher since Brandon Workman (June 4, 2010 vs. Rider).

CAREER GAME-HIGHS:

Innings pitched: 9.0, vs Baylor, May 23, 2015
 Walks allowed: 3, vs Baylor, May 23, 2015 ; UNLV, Feb 21, 2016 ; California, Mar 06, 2016
 Strikeouts: 10, West Virginia, Mar 14, 2015 ; vs Baylor, May 23, 2015

Batters faced: 34, vs Baylor, May 23, 2015
 Field chances: 4, at TCU, Apr 26, 2015
 Putouts: 2, at TCU, Apr 26, 2015
 Assists: 3, Texas Tech, May 03, 2015
 Runners CS: 1, Texas State, Apr 21, 2015

#40 JAMES NITTOLI, LHP

FR. | L/L | 6-3 | 225 | SAN ANTONIO, TEXAS (ALAMO HEIGHTS)

LAST APP: DNP **LONGEST APP:** DNP **IR/RS:** DNP

- Has not appeared in a game yet this season.

#14 BEAU RIDGEWAY, RHP

FR. | R/R | 6-0 | 180 | THE WOODLANDS, TEXAS (COLLEGE PARK)

LAST APP: 4/19 vs. UTRGV **LONGEST APP:** 2.2 IP, 2x-last 4/12 **IR/RS:** 14/3

- Has six straight scoreless outings spanning 8.2 inning... tossed perfect 5th and 6th innings on Tuesday.
- Had his best outing of the season on March 4 vs. California... pitched 2.2 scoreless innings and allowed just one hit (a double) while striking out one.
- Allowed a solo homer in the 7th on March 1 at Texas State to allow the Bobcats within one.

CAREER GAME-HIGHS:

Innings pitched: 2.2, California, Mar 04, 2016
 Walks allowed: 1, Stanford, Feb 26, 2016
 Strikeouts: 1, 4 times
 Batters faced: 9, California, Mar 04, 2016
 Field chances: 1, 5 times

Putouts: 1, California, Mar 04, 2016 ; UTSA, Mar 22, 2016
 Assists: 1, at Texas State, Mar 01, 2016 ; at UCLA, Mar 13, 2016
 Runners CS: 1, UTSA, Mar 22, 2016

#49 PARKER JOE ROBINSON, RHP

R-FR. | R/R | 6-5 | 230 | COTO DE CAZA, CALIF. (JSERRA CATHOLIC)

LAST APP: 2/28 vs. Stanford **LONGEST APP:** 1.2 IP, 2/19 **IR/RS:** 0/0

- Did not appear in any of the last five weekend series.
- Made his collegiate debut on opening night against UNLV and picked up the loss... cruised through a 1-2-3 top of the 11th but surrendered a one-out solo homer to the Rebels catcher to give UNLV its first and only lead of the series.

CAREER GAME-HIGHS:

Innings pitched: 1.2, UNLV, Feb 19, 2016
 Walks allowed: 1, UNLV, Feb 19, 2016
 Strikeouts: 1, UNLV, Feb 19, 2016
 Batters faced: 8, UNLV, Feb 19, 2016

Field chances: 1, UNLV, Feb 19, 2016
 Putouts: 1, UNLV, Feb 19, 2016
 Runners CS: 1, UNLV, Feb 19, 2016

#30 JOSH SAWYER, LHP

JR. | L/L | 6-2 | 215 | SAN ANGELO, TEXAS (SAN ANGELO CENTRAL)

LAST APP: 4/2 at Oklahoma **LONGEST APP:** 2.0 IP, 2/19 **IR/RS:** 1/0

- Entered with two outs in the ninth on April 2 at Oklahoma and got a pop-up for his first save of the year.
- On March 22, made his first appearance since he was scratched from a start on February 25 vs. Stanford with shoulder soreness... tossed a scoreless inning and fanned two.
- Returned to the mound on March 24 vs. TCU and threw a perfect 8th inning with 2 strikeouts... entered in the eighth again on March 25 and fanned all three batters he faced on just 11 pitches (10 strikes).
- Made his first appearance of the season on February 19 vs. UNLV... entered in the fifth inning in relief of starter Kyle Johnston... allowed three baserunners in two innings (error, walk, single).
- Last season, made 13 appearances, 11 of them starts... matched career highs in innings (five) and strikeouts (four) in a win vs. Texas State on April 21... allowed two runs in the first inning of the game, but retired 13 of the next 14 batters to earn the win... made scoreless relief outings at Nebraska (2 IP) and Oklahoma State (4/5).

CAREER GAME-HIGHS:

Innings pitched: 5.0, 4 times
 Walks allowed: 4, Sam Houston State, Apr 14, 2015
 Strikeouts: 4, 5 times
 Batters faced: 21, at RICE, Feb 14, 2015 ; at Baylor, May 17, 2015
 Field chances: 2, 6 times

Putouts: 1, at RICE, Feb 14, 2015 ; at Oklahoma, Apr 02, 2016
 Assists: 2, 4 times
 Runners CS: 1, Sam Houston State, Apr 14, 2015 ; Minnesota, Feb 21, 2015 ; UTPA, Feb 25, 2014

#13 TYLER SCHIMPF, RHP

SO. | R/R | 6-4 | 210 | SACRAMENTO, CALIF. (CAPITAL CHRISTIAN)

LAST APP: DNP **LONGEST APP:** DNP **IR/RS:** DNP

- Has not appeared in a game yet this season.
- Last season, earned his first career college win in his first start, going 2.2 innings and allowing just a hit batsman while striking out one against Incarnate Word (March 10)... tossed a scoreless inning with one hit in his collegiate debut against Rice on February 14 (game two).

CAREER GAME-HIGHS:

Innings pitched: 2.2, UIW, Mar 10, 2015
 Walks allowed: 2, UTSA, Feb 17, 2015
 Strikeouts: 2, Minnesota, Feb 22, 2015

Batters faced: 9, UIW, Mar 10, 2015
 Field chances: 1, at RICE, Feb 14, 2015
 Assists: 1, at RICE, Feb 14, 2015

#24 CHASE SHUGART, RHP

FR. | L/R | 5-10 | 180 | BRIDGE CITY, TEXAS (BRIDGE CITY)

LAST APP: 4/15 vs. Kansas (G2) **LONGEST APP:** 3 IP, 4/3 at OU **IR/RS:** 16/6

- Picked up his third save of the year on Tuesday vs. UT RGV.
- Allowed all 3 inherited runners to score on Friday vs. Kansas... entered with the bases loaded and no outs... tossed 5 hitless innings vs. Oklahoma, 2 on April 2 and 3 on April 3.
- On March 6 vs. California, entered with 2 on and 2 out in the eighth and got out of the jam... in the 9th, allowed 5 runs (4 earned) to send the game to extras... was almost out of the inning but an error at first base allowed the tying run to score... had not allowed a run in his previous 5 outings (8.1 innings).
- On March 1 at Texas State, loaded the bases in the ninth inning in a tie game and got out of the jam... threw two innings in the game to pick up his first collegiate win... the two hits he allowed were his first two of the season.
- Made his collegiate debut on February 19 with 2 scoreless, hitless innings... followed with 4.1 scoreless, hitless over his next 3 outings... picked up his first collegiate save on February 26 vs. Stanford with 1.2 scoreless.

CAREER GAME-HIGHS:

Innings pitched: 3.0, at Oklahoma, Apr 03, 2016
 Walks allowed: 2, 5 times
 Strikeouts: 3, Sam Houston State, Mar 08, 2016 ; Tulane, Mar 20, 2016
 Batters faced: 12, Tulane, Mar 20, 2016

Field chances: 2, UNLV, Feb 19, 2016 ; TCU, Mar 24, 2016
 Putouts: 1, at Oklahoma, Apr 03, 2016
 Assists: 2, TCU, Mar 24, 2016
 Runners CS: 1, at Texas State, Mar 01, 2016

#35 BLAKE WELLMANN, RHP

FR. | R/R | 6-5 | 195 | BRENNHAM, TEXAS (BRENNHAM)

LAST APP: 4/15 vs. Kansas (G2) **LONGEST APP:** 3.0 IP, 3x-last 3/29 **IR/RS:** 9/4

- Allowed all three inherited runners to score on Tuesday vs. Kansas.
- Tossed 2.1 scoreless last April 5 vs. TAMU-CC, striking out a career-high 3 batters.
- Has made 15 appearances this season, third-most on the team... with the game tied 4-4 on March 12 at UCLA, he started the ninth inning and made just one pitch... UCLA's Kort Peterson took it over the right field wall for a walk-off homer.

CAREER GAME-HIGHS:

Innings pitched: 3.0, Stanford, Feb 25, 2016 ; Tulane, Mar 19, 2016 ; Lamar University, Mar 29, 2016
 Walks allowed: 1, 6 times
 Strikeouts: 2, Tulane, Mar 19, 2016 ; TCU, Mar 26, 2016
 Batters faced: 11, Stanford, Feb 25, 2016 ; Lamar

University, Mar 29, 2016
 Field chances: 2, TCU, Mar 26, 2016
 Putouts: 1, Lamar University, Mar 29, 2016
 Assists: 1, California, Mar 05, 2016 ; California, Mar 06, 2016 ; TCU, Mar 26, 2016

2016 TEXAS SEASON STATISTICS

Record: 17-20 Home: 12-13 Away: 5-6 Neutral: 0-1 Big 12: 7-5

Player	avg	gp-gs	ab	r	h	2b	3b	hr	rbi	tb	slg%	bb	hp	so	gdp	ob%	sf	sh	sb-att	po	a	e	fld%	
Clemens, Kacy	.303	35-34	122	23	37	10	1	3	21	58	.475	18	1	20	1	.397	0	6	0-1	320	17	5	.985	
Barrera, Tres	.299	37-37	137	24	41	11	0	4	24	64	.467	17	3	36	1	.384	2	5	1-2	126	38	1	.994	
Mathis, Patrick	.297	30-29	101	17	30	6	1	5	18	53	.525	17	0	29	0	.395	1	3	2-4	50	0	5	.909	
Jones, Travis	.297	30-29	101	22	30	3	1	3	14	44	.436	21	4	25	1	.430	2	3	4-5	41	5	2	.958	
Gurwitz, Zane	.290	37-37	145	21	42	9	2	2	19	61	.421	7	1	27	6	.325	1	5	1-4	82	52	1	.993	
Clemens, Kody	.262	37-36	141	21	37	8	1	4	21	59	.418	11	2	20	6	.325	0	7	1-2	23	85	8	.931	
Boswell, Bret	.212	31-28	113	13	24	7	2	2	15	41	.363	6	1	29	1	.258	0	9	1-3	34	58	7	.929	
Cantu, Michael	.182	33-30	99	10	18	5	0	0	7	23	.232	20	0	27	2	.317	1	4	0-0	173	19	2	.990	

Rand, Tyler	.302	24-21	63	9	19	3	0	0	7	22	.349	7	2	16	1	.389	0	2	9-9	39	0	3	.929	
Baker, Joe	.273	18-17	66	9	18	4	0	0	5	22	.333	3	2	14	1	.319	1	4	5-6	35	58	3	.969	
Denny, Kaleb	.267	11-10	30	5	8	0	0	0	3	8	.267	4	1	9	2	.361	1	2	0-0	13	0	1	.929	
Harlan, Brady	.240	19-11	50	2	12	1	0	0	7	13	.260	5	1	19	0	.316	1	3	0-0	22	0	2	.917	
McKenzie, Jake	.200	18-11	40	7	8	1	0	0	6	9	.225	3	2	10	0	.289	0	1	1-1	25	14	1	.975	
Kennedy, Ben	.067	10-3	15	1	1	0	0	0	0	1	.067	1	0	6	0	.125	0	0	0-0	2	0	0	1.000	
Shaw, Tate	.000	9-0	1	4	0	0	0	0	0	0	.000	0	0	0	0	.000	0	0	1-1	0	0	0	.000	
Totals	.266	37	1224	188	325	68	8	23	167	478	.391	140	20	287	22	.348	10	54	26-38	1006	418	49	.967	
Opponents	.254	37	1257	158	319	45	5	20	138	434	.345	134	24	282	28	.335	10	36	14-26	988	380	34	.976	

LOB - Team (273), Opp (297). DPs turned - Team (31), Opp (28). CI - Team (0), Opp (1). IBB - Team (2), Mathis 1, Clemens, Ko 1, Opp (8). Picked off - Gurwitz 1, Rand 1, Baker 1, Jones 1, Boswell 1.

(All games Sorted by Earned run avg)

Player	era	w-l	app	gs	cg	sho	sv	ip	h	r	er	bb	so	2b	3b	hr	b/avg	wp	hp	bk	sfa	sha		
Culbreth, Ty	2.67	7-2	10	9	1	0/2	0	60.2	57	21	18	10	54	6	2	4	.252	1	3	1	4	3		
Johnston, Kyle	2.70	2-1	10	10	0	0/0	0	46.2	40	21	14	26	45	4	0	2	.227	4	3	0	1	2		
Cooper, Morgan	4.46	2-2	8	7	0	0/1	0	38.1	34	23	19	12	44	6	1	5	.238	3	3	1	0	4		

Sawyer, Josh	0.00	0-0	5	0	0	0/1	1	5.1	1	0	0	1	9	0	0	0	.056	0	0	0	0	0		
Dunbar, Eric	0.87	0-0	6	0	0	0/0	0	10.1	6	1	1	2	6	2	0	0	.167	0	1	0	0	1		
Wellmann, Blake	2.05	0-1	16	0	0	0/0	1	22.0	21	8	5	7	16	4	0	1	.250	0	1	0	0	3		
Clemens, Kacy	3.00	0-0	3	0	0	0/1	0	3.0	2	1	1	1	1	0	0	1	.200	0	1	0	0	0		
Duke, Travis	3.24	2-1	23	0	0	0/1	0	16.2	15	7	6	4	9	4	1	1	.259	0	1	0	1	3		
Kingham, Nolan	3.65	1-3	14	4	0	0/0	1	24.2	25	11	10	11	10	4	0	2	.281	2	1	0	2	4		
Shugart, Chase	3.90	1-1	21	0	0	0/2	3	30.0	25	14	13	17	23	2	0	0	.229	3	3	0	1	3		
Mayes, Connor	4.17	0-4	15	6	0	0/2	2	36.2	41	18	17	23	33	3	0	1	.283	0	2	1	0	3		
Ridgeway, Beau	5.09	1-0	15	0	0	0/0	0	17.2	20	10	10	2	8	4	0	1	.294	1	3	0	1	3		
Malmin, Jon	7.94	1-3	13	0	0	0/0	0	11.1	12	10	10	10	16	2	0	0	.286	2	2	0	0	5		
Kennedy, Nick	8.10	0-1	9	1	0	0/1	0	10.0	14	9	9	7	7	3	1	0	.333	1	0	0	0	2		
Robinson, Parker Joe	18.00	0-1	2	0	0	0/0	0	2.0	6	4	4	1	1	1	0	2	.545	0	0	0	0	0		
Totals	3.65	17-20	37	37	1	3/3	8	335.1	319	158	136	134	282	45	5	20	.254	17	24	3	10	36		
Opponents	4.43	20-17	37	37	1	3/3	8	329.1	325	188	162	140	287	68	8	23	.266	20	20	2	10	54		

PB - Team (1), Cantu 1, Opp (12). Pickoffs - Team (7), Duke 2, Culbreth 2, Shugart 1, Wellmann 1, Cantu 1, Opp (5). SBA/ATT - Cantu (8-12), Barrera (6-12), Culbreth (5-9), Duke (2-3), Cooper (1-2), Ridgeway (1-2), Johnston (1-2), Shugart (1-2), Kingham (1-2), Mayes (2-2), Robinson (0-1), Kennedy, N (0-1).

2016 TEXAS SEASON LEADERS

Hitting minimums - 1 Games 2.0 AB/Game
Pitching minimums - 1 Games 1.0 IP/Game

<p>Batting avg</p> <ol style="list-style-type: none"> 1. Clemens, Kacy .303 2. Barrera, Tres .299 3. Jones, Travis .297 <li style="padding-left: 20px;">Mathis, Patrick .297 5. Gurwitz, Zane .290 	<p>Slugging pct</p> <ol style="list-style-type: none"> 1. Mathis, Patrick .525 2. Clemens, Kacy .475 3. Barrera, Tres .467 4. Jones, Travis .436 5. Gurwitz, Zane .421 	<p>On base pct</p> <ol style="list-style-type: none"> 1. Jones, Travis .430 2. Clemens, Kacy .397 3. Mathis, Patrick .395 4. Barrera, Tres .384 5. Gurwitz, Zane .325
<p>Runs scored</p> <ol style="list-style-type: none"> 1. Barrera, Tres 24 2. Clemens, Kacy 23 3. Jones, Travis 22 4. Clemens, Kody 21 <li style="padding-left: 20px;">Gurwitz, Zane 21 	<p>Hits</p> <ol style="list-style-type: none"> 1. Gurwitz, Zane 42 2. Barrera, Tres 41 3. Clemens, Kody 37 <li style="padding-left: 20px;">Clemens, Kacy 37 5. 2 tied at.... 30 	<p>Runs batted in</p> <ol style="list-style-type: none"> 1. Barrera, Tres 24 2. Clemens, Kacy 21 <li style="padding-left: 20px;">Clemens, Kody 21 4. Gurwitz, Zane 19 5. Mathis, Patrick 18
<p>Doubles</p> <ol style="list-style-type: none"> 1. Barrera, Tres 11 2. Clemens, Kacy 10 3. Gurwitz, Zane 9 4. Clemens, Kody 8 5. Boswell, Bret 7 	<p>Triples</p> <ol style="list-style-type: none"> 1. Boswell, Bret 2 <li style="padding-left: 20px;">Gurwitz, Zane 2 3. 4 tied at.... 1 	<p>Home runs</p> <ol style="list-style-type: none"> 1. Mathis, Patrick 5 2. Clemens, Kody 4 <li style="padding-left: 20px;">Barrera, Tres 4 4. Clemens, Kacy 3 <li style="padding-left: 20px;">Jones, Travis 3
<p>Total bases</p> <ol style="list-style-type: none"> 1. Barrera, Tres 64 2. Gurwitz, Zane 61 3. Clemens, Kody 59 4. Clemens, Kacy 58 5. Mathis, Patrick 53 	<p>Walks</p> <ol style="list-style-type: none"> 1. Jones, Travis 21 2. Cantu, Michael 20 3. Clemens, Kacy 18 4. Mathis, Patrick 17 <li style="padding-left: 20px;">Barrera, Tres 17 	<p>Hit by pitch</p> <ol style="list-style-type: none"> 1. Jones, Travis 4 2. Barrera, Tres 3 3. 4 tied at.... 2
<p>Sac bunts</p> <ol style="list-style-type: none"> 1. Boswell, Bret 9 2. Clemens, Kody 7 3. Clemens, Kacy 6 4. Gurwitz, Zane 5 <li style="padding-left: 20px;">Barrera, Tres 5 	<p>Sac flies</p> <ol style="list-style-type: none"> 1. Jones, Travis 2 <li style="padding-left: 20px;">Barrera, Tres 2 3. 6 tied at... 1 	<p>Stolen bases</p> <ol style="list-style-type: none"> 1. Rand, Tyler 9 2. Baker, Joe 5 3. Jones, Travis 4 4. Mathis, Patrick 2 5. 6 tied at.... 1
<p>Caught stealing</p> <ol style="list-style-type: none"> 1. Gurwitz, Zane 3 2. Boswell, Bret 2 <li style="padding-left: 20px;">Mathis, Patrick 2 4. 5 tied at.... 1 	<p>Steal attempts</p> <ol style="list-style-type: none"> 1. Rand, Tyler 9 2. Baker, Joe 6 3. Jones, Travis 5 4. Mathis, Patrick 4 <li style="padding-left: 20px;">Gurwitz, Zane 4 	<p>Stolen base pct</p> <ol style="list-style-type: none"> 1. Jones, Travis .800 2. Clemens, Kody .500 <li style="padding-left: 20px;">Barrera, Tres .500 <li style="padding-left: 20px;">Mathis, Patrick .500 5. Boswell, Bret .333
<p>Strikeouts</p> <ol style="list-style-type: none"> 1. Barrera, Tres 36 2. Mathis, Patrick 29 <li style="padding-left: 20px;">Boswell, Bret 29 4. Gurwitz, Zane 27 <li style="padding-left: 20px;">Cantu, Michael 27 	<p>Grounded into DP</p> <ol style="list-style-type: none"> 1. Clemens, Kody 6 <li style="padding-left: 20px;">Gurwitz, Zane 6 3. Denny, Kaleb 2 <li style="padding-left: 20px;">Cantu, Michael 2 5. 6 tied at. 1 	<p>Total plate appearances</p> <ol style="list-style-type: none"> 1. Barrera, Tres 164 2. Clemens, Kody 161 3. Gurwitz, Zane 159 4. Clemens, Kacy 147 5. Jones, Travis 131
<p>At bats</p> <ol style="list-style-type: none"> 1. Gurwitz, Zane 145 2. Clemens, Kody 141 3. Barrera, Tres 137 4. Clemens, Kacy 122 5. Boswell, Bret 113 	<p>Games played</p> <ol style="list-style-type: none"> 1. Gurwitz, Zane 37 <li style="padding-left: 20px;">Clemens, Kody 37 <li style="padding-left: 20px;">Barrera, Tres 37 4. Clemens, Kacy 35 5. Cantu, Michael 33 	<p>Game starts</p> <ol style="list-style-type: none"> 1. Gurwitz, Zane 37 <li style="padding-left: 20px;">Barrera, Tres 37 3. Clemens, Kody 36 4. Clemens, Kacy 34 5. Cantu, Michael 30
<p>Games as sub</p> <ol style="list-style-type: none"> 1. Shaw, Tate 9 2. Harlan, Brady 8 3. Kennedy, Ben 7 <li style="padding-left: 20px;">McKenzie, Jake 7 5. 3 tied at. 3 		

2016 TEXAS SEASON LEADERS

Hitting minimums - 1 Games 2.0 AB/Game
Pitching minimums - 1 Games 1.0 IP/Game

<p>Earned run avg</p> <table border="0" style="width: 100%;"> <tr><td>1. Culbreth, Ty</td><td style="text-align: right;">2.67</td></tr> <tr><td>2. Johnston, Kyle</td><td style="text-align: right;">2.70</td></tr> <tr><td>3. Cooper, Morgan</td><td style="text-align: right;">4.46</td></tr> </table>	1. Culbreth, Ty	2.67	2. Johnston, Kyle	2.70	3. Cooper, Morgan	4.46	<p>Opposing bat avg</p> <table border="0" style="width: 100%;"> <tr><td>1. Johnston, Kyle</td><td style="text-align: right;">.227</td></tr> <tr><td>2. Cooper, Morgan</td><td style="text-align: right;">.238</td></tr> <tr><td>3. Culbreth, Ty</td><td style="text-align: right;">.252</td></tr> </table>	1. Johnston, Kyle	.227	2. Cooper, Morgan	.238	3. Culbreth, Ty	.252	<p>Won-loss pct</p> <table border="0" style="width: 100%;"> <tr><td>1. Culbreth, Ty</td><td style="text-align: right;">.778</td></tr> <tr><td>2. Johnston, Kyle</td><td style="text-align: right;">.667</td></tr> <tr><td>3. Cooper, Morgan</td><td style="text-align: right;">.500</td></tr> </table>	1. Culbreth, Ty	.778	2. Johnston, Kyle	.667	3. Cooper, Morgan	.500												
1. Culbreth, Ty	2.67																															
2. Johnston, Kyle	2.70																															
3. Cooper, Morgan	4.46																															
1. Johnston, Kyle	.227																															
2. Cooper, Morgan	.238																															
3. Culbreth, Ty	.252																															
1. Culbreth, Ty	.778																															
2. Johnston, Kyle	.667																															
3. Cooper, Morgan	.500																															
<p>Wins</p> <table border="0" style="width: 100%;"> <tr><td>1. Culbreth, Ty</td><td style="text-align: right;">7</td></tr> <tr><td>2. Johnston, Kyle</td><td style="text-align: right;">2</td></tr> <tr><td> Duke, Travis</td><td style="text-align: right;">2</td></tr> <tr><td> Cooper, Morgan</td><td style="text-align: right;">2</td></tr> <tr><td>5. 4 tied at.....</td><td style="text-align: right;">1</td></tr> </table>	1. Culbreth, Ty	7	2. Johnston, Kyle	2	Duke, Travis	2	Cooper, Morgan	2	5. 4 tied at.....	1	<p>Losses</p> <table border="0" style="width: 100%;"> <tr><td>1. Mayes, Connor</td><td style="text-align: right;">4</td></tr> <tr><td>2. Kingham, Nolan</td><td style="text-align: right;">3</td></tr> <tr><td> Malmin, Jon</td><td style="text-align: right;">3</td></tr> <tr><td>4. Cooper, Morgan</td><td style="text-align: right;">2</td></tr> <tr><td> Culbreth, Ty</td><td style="text-align: right;">2</td></tr> </table>	1. Mayes, Connor	4	2. Kingham, Nolan	3	Malmin, Jon	3	4. Cooper, Morgan	2	Culbreth, Ty	2	<p>Saves</p> <table border="0" style="width: 100%;"> <tr><td>1. Shugart, Chase</td><td style="text-align: right;">3</td></tr> <tr><td>2. Mayes, Connor</td><td style="text-align: right;">2</td></tr> <tr><td>3. Kingham, Nolan</td><td style="text-align: right;">1</td></tr> <tr><td> Sawyer, Josh</td><td style="text-align: right;">1</td></tr> <tr><td> Wellmann, Blake</td><td style="text-align: right;">1</td></tr> </table>	1. Shugart, Chase	3	2. Mayes, Connor	2	3. Kingham, Nolan	1	Sawyer, Josh	1	Wellmann, Blake	1
1. Culbreth, Ty	7																															
2. Johnston, Kyle	2																															
Duke, Travis	2																															
Cooper, Morgan	2																															
5. 4 tied at.....	1																															
1. Mayes, Connor	4																															
2. Kingham, Nolan	3																															
Malmin, Jon	3																															
4. Cooper, Morgan	2																															
Culbreth, Ty	2																															
1. Shugart, Chase	3																															
2. Mayes, Connor	2																															
3. Kingham, Nolan	1																															
Sawyer, Josh	1																															
Wellmann, Blake	1																															
<p>Innings pitched</p> <table border="0" style="width: 100%;"> <tr><td>1. Culbreth, Ty</td><td style="text-align: right;">60.2</td></tr> <tr><td>2. Johnston, Kyle</td><td style="text-align: right;">46.2</td></tr> <tr><td>3. Cooper, Morgan</td><td style="text-align: right;">38.1</td></tr> </table>	1. Culbreth, Ty	60.2	2. Johnston, Kyle	46.2	3. Cooper, Morgan	38.1	<p>Batters struck out</p> <table border="0" style="width: 100%;"> <tr><td>1. Culbreth, Ty</td><td style="text-align: right;">54</td></tr> <tr><td>2. Johnston, Kyle</td><td style="text-align: right;">45</td></tr> <tr><td>3. Cooper, Morgan</td><td style="text-align: right;">44</td></tr> <tr><td>4. Mayes, Connor</td><td style="text-align: right;">33</td></tr> <tr><td>5. Shugart, Chase</td><td style="text-align: right;">23</td></tr> </table>	1. Culbreth, Ty	54	2. Johnston, Kyle	45	3. Cooper, Morgan	44	4. Mayes, Connor	33	5. Shugart, Chase	23	<p>Appearances</p> <table border="0" style="width: 100%;"> <tr><td>1. Duke, Travis</td><td style="text-align: right;">23</td></tr> <tr><td>2. Shugart, Chase</td><td style="text-align: right;">21</td></tr> <tr><td>3. Wellmann, Blake</td><td style="text-align: right;">16</td></tr> <tr><td>4. Ridgeway, Beau</td><td style="text-align: right;">15</td></tr> <tr><td> Mayes, Connor</td><td style="text-align: right;">15</td></tr> </table>	1. Duke, Travis	23	2. Shugart, Chase	21	3. Wellmann, Blake	16	4. Ridgeway, Beau	15	Mayes, Connor	15				
1. Culbreth, Ty	60.2																															
2. Johnston, Kyle	46.2																															
3. Cooper, Morgan	38.1																															
1. Culbreth, Ty	54																															
2. Johnston, Kyle	45																															
3. Cooper, Morgan	44																															
4. Mayes, Connor	33																															
5. Shugart, Chase	23																															
1. Duke, Travis	23																															
2. Shugart, Chase	21																															
3. Wellmann, Blake	16																															
4. Ridgeway, Beau	15																															
Mayes, Connor	15																															
<p>Games started</p> <table border="0" style="width: 100%;"> <tr><td>1. Johnston, Kyle</td><td style="text-align: right;">10</td></tr> <tr><td>2. Culbreth, Ty</td><td style="text-align: right;">9</td></tr> <tr><td>3. Cooper, Morgan</td><td style="text-align: right;">7</td></tr> <tr><td>4. Mayes, Connor</td><td style="text-align: right;">6</td></tr> <tr><td>5. Kingham, Nolan</td><td style="text-align: right;">4</td></tr> </table>	1. Johnston, Kyle	10	2. Culbreth, Ty	9	3. Cooper, Morgan	7	4. Mayes, Connor	6	5. Kingham, Nolan	4	<p>Games finished</p> <table border="0" style="width: 100%;"> <tr><td>1. Shugart, Chase</td><td style="text-align: right;">9</td></tr> <tr><td>2. Wellmann, Blake</td><td style="text-align: right;">5</td></tr> <tr><td>3. 6 tied at..</td><td style="text-align: right;">3</td></tr> </table>	1. Shugart, Chase	9	2. Wellmann, Blake	5	3. 6 tied at..	3	<p>Games in relief</p> <table border="0" style="width: 100%;"> <tr><td>1. Duke, Travis</td><td style="text-align: right;">23</td></tr> <tr><td>2. Shugart, Chase</td><td style="text-align: right;">21</td></tr> <tr><td>3. Wellmann, Blake</td><td style="text-align: right;">16</td></tr> <tr><td>4. Ridgeway, Beau</td><td style="text-align: right;">15</td></tr> <tr><td>5. Malmin, Jon</td><td style="text-align: right;">13</td></tr> </table>	1. Duke, Travis	23	2. Shugart, Chase	21	3. Wellmann, Blake	16	4. Ridgeway, Beau	15	5. Malmin, Jon	13				
1. Johnston, Kyle	10																															
2. Culbreth, Ty	9																															
3. Cooper, Morgan	7																															
4. Mayes, Connor	6																															
5. Kingham, Nolan	4																															
1. Shugart, Chase	9																															
2. Wellmann, Blake	5																															
3. 6 tied at..	3																															
1. Duke, Travis	23																															
2. Shugart, Chase	21																															
3. Wellmann, Blake	16																															
4. Ridgeway, Beau	15																															
5. Malmin, Jon	13																															
<p>Wild pitches</p> <table border="0" style="width: 100%;"> <tr><td>1. Johnston, Kyle</td><td style="text-align: right;">4</td></tr> <tr><td>2. Shugart, Chase</td><td style="text-align: right;">3</td></tr> <tr><td> Cooper, Morgan</td><td style="text-align: right;">3</td></tr> <tr><td>4. Malmin, Jon</td><td style="text-align: right;">2</td></tr> <tr><td> Kingham, Nolan</td><td style="text-align: right;">2</td></tr> </table>	1. Johnston, Kyle	4	2. Shugart, Chase	3	Cooper, Morgan	3	4. Malmin, Jon	2	Kingham, Nolan	2	<p>Balks</p> <table border="0" style="width: 100%;"> <tr><td>1. Cooper, Morgan</td><td style="text-align: right;">1</td></tr> <tr><td> Culbreth, Ty</td><td style="text-align: right;">1</td></tr> <tr><td> Mayes, Connor</td><td style="text-align: right;">1</td></tr> </table>	1. Cooper, Morgan	1	Culbreth, Ty	1	Mayes, Connor	1	<p>Hit batters</p> <table border="0" style="width: 100%;"> <tr><td>1. Cooper, Morgan</td><td style="text-align: right;">3</td></tr> <tr><td> Culbreth, Ty</td><td style="text-align: right;">3</td></tr> <tr><td> Shugart, Chase</td><td style="text-align: right;">3</td></tr> <tr><td> Johnston, Kyle</td><td style="text-align: right;">3</td></tr> <tr><td> Ridgeway, Beau</td><td style="text-align: right;">3</td></tr> </table>	1. Cooper, Morgan	3	Culbreth, Ty	3	Shugart, Chase	3	Johnston, Kyle	3	Ridgeway, Beau	3				
1. Johnston, Kyle	4																															
2. Shugart, Chase	3																															
Cooper, Morgan	3																															
4. Malmin, Jon	2																															
Kingham, Nolan	2																															
1. Cooper, Morgan	1																															
Culbreth, Ty	1																															
Mayes, Connor	1																															
1. Cooper, Morgan	3																															
Culbreth, Ty	3																															
Shugart, Chase	3																															
Johnston, Kyle	3																															
Ridgeway, Beau	3																															
<p>Intentional BB allowed</p> <table border="0" style="width: 100%;"> <tr><td>1. Shugart, Chase</td><td style="text-align: right;">4</td></tr> <tr><td>2. Culbreth, Ty</td><td style="text-align: right;">1</td></tr> <tr><td> Mayes, Connor</td><td style="text-align: right;">1</td></tr> <tr><td> Kennedy, Nick</td><td style="text-align: right;">1</td></tr> <tr><td> Malmin, Jon</td><td style="text-align: right;">1</td></tr> </table>	1. Shugart, Chase	4	2. Culbreth, Ty	1	Mayes, Connor	1	Kennedy, Nick	1	Malmin, Jon	1	<p>Runners picked off</p> <table border="0" style="width: 100%;"> <tr><td>1. Culbreth, Ty</td><td style="text-align: right;">2</td></tr> <tr><td> Duke, Travis</td><td style="text-align: right;">2</td></tr> <tr><td>3. Shugart, Chase</td><td style="text-align: right;">1</td></tr> <tr><td> Wellmann, Blake</td><td style="text-align: right;">1</td></tr> <tr><td> Cantu, Michael</td><td style="text-align: right;">1</td></tr> </table>	1. Culbreth, Ty	2	Duke, Travis	2	3. Shugart, Chase	1	Wellmann, Blake	1	Cantu, Michael	1	<p>Batters SO out looking</p> <table border="0" style="width: 100%;"> <tr><td>1. Culbreth, Ty</td><td style="text-align: right;">15</td></tr> <tr><td>2. Johnston, Kyle</td><td style="text-align: right;">14</td></tr> <tr><td>3. Cooper, Morgan</td><td style="text-align: right;">12</td></tr> <tr><td>4. Mayes, Connor</td><td style="text-align: right;">9</td></tr> <tr><td>5. Shugart, Chase</td><td style="text-align: right;">8</td></tr> </table>	1. Culbreth, Ty	15	2. Johnston, Kyle	14	3. Cooper, Morgan	12	4. Mayes, Connor	9	5. Shugart, Chase	8
1. Shugart, Chase	4																															
2. Culbreth, Ty	1																															
Mayes, Connor	1																															
Kennedy, Nick	1																															
Malmin, Jon	1																															
1. Culbreth, Ty	2																															
Duke, Travis	2																															
3. Shugart, Chase	1																															
Wellmann, Blake	1																															
Cantu, Michael	1																															
1. Culbreth, Ty	15																															
2. Johnston, Kyle	14																															
3. Cooper, Morgan	12																															
4. Mayes, Connor	9																															
5. Shugart, Chase	8																															
<p>Sac bunts allowed</p> <table border="0" style="width: 100%;"> <tr><td>1. Malmin, Jon</td><td style="text-align: right;">5</td></tr> <tr><td>2. Cooper, Morgan</td><td style="text-align: right;">4</td></tr> <tr><td> Kingham, Nolan</td><td style="text-align: right;">4</td></tr> <tr><td>4. 6 tied at...</td><td style="text-align: right;">3</td></tr> </table>	1. Malmin, Jon	5	2. Cooper, Morgan	4	Kingham, Nolan	4	4. 6 tied at...	3	<p>Sac flies allowed</p> <table border="0" style="width: 100%;"> <tr><td>1. Culbreth, Ty</td><td style="text-align: right;">4</td></tr> <tr><td>2. Kingham, Nolan</td><td style="text-align: right;">2</td></tr> <tr><td>3. 4 tied at.....</td><td style="text-align: right;">1</td></tr> </table>	1. Culbreth, Ty	4	2. Kingham, Nolan	2	3. 4 tied at.....	1	<p>Hits allowed</p> <table border="0" style="width: 100%;"> <tr><td>1. Cooper, Morgan</td><td style="text-align: right;">34</td></tr> <tr><td>2. Johnston, Kyle</td><td style="text-align: right;">40</td></tr> <tr><td>3. Culbreth, Ty</td><td style="text-align: right;">57</td></tr> </table>	1. Cooper, Morgan	34	2. Johnston, Kyle	40	3. Culbreth, Ty	57										
1. Malmin, Jon	5																															
2. Cooper, Morgan	4																															
Kingham, Nolan	4																															
4. 6 tied at...	3																															
1. Culbreth, Ty	4																															
2. Kingham, Nolan	2																															
3. 4 tied at.....	1																															
1. Cooper, Morgan	34																															
2. Johnston, Kyle	40																															
3. Culbreth, Ty	57																															
<p>Runs allowed</p> <table border="0" style="width: 100%;"> <tr><td>1. Johnston, Kyle</td><td style="text-align: right;">21</td></tr> <tr><td> Culbreth, Ty</td><td style="text-align: right;">21</td></tr> <tr><td>3. Cooper, Morgan</td><td style="text-align: right;">23</td></tr> </table>	1. Johnston, Kyle	21	Culbreth, Ty	21	3. Cooper, Morgan	23	<p>Earned runs allowed</p> <table border="0" style="width: 100%;"> <tr><td>1. Johnston, Kyle</td><td style="text-align: right;">14</td></tr> <tr><td>2. Culbreth, Ty</td><td style="text-align: right;">18</td></tr> <tr><td>3. Cooper, Morgan</td><td style="text-align: right;">19</td></tr> </table>	1. Johnston, Kyle	14	2. Culbreth, Ty	18	3. Cooper, Morgan	19	<p>Walks allowed</p> <table border="0" style="width: 100%;"> <tr><td>1. Culbreth, Ty</td><td style="text-align: right;">10</td></tr> <tr><td>2. Cooper, Morgan</td><td style="text-align: right;">12</td></tr> <tr><td>3. Johnston, Kyle</td><td style="text-align: right;">26</td></tr> </table>	1. Culbreth, Ty	10	2. Cooper, Morgan	12	3. Johnston, Kyle	26												
1. Johnston, Kyle	21																															
Culbreth, Ty	21																															
3. Cooper, Morgan	23																															
1. Johnston, Kyle	14																															
2. Culbreth, Ty	18																															
3. Cooper, Morgan	19																															
1. Culbreth, Ty	10																															
2. Cooper, Morgan	12																															
3. Johnston, Kyle	26																															
<p>Doubles allowed</p> <table border="0" style="width: 100%;"> <tr><td>1. Johnston, Kyle</td><td style="text-align: right;">4</td></tr> <tr><td>2. Cooper, Morgan</td><td style="text-align: right;">6</td></tr> <tr><td> Culbreth, Ty</td><td style="text-align: right;">6</td></tr> </table>	1. Johnston, Kyle	4	2. Cooper, Morgan	6	Culbreth, Ty	6	<p>Triples allowed</p> <table border="0" style="width: 100%;"> <tr><td>1. Johnston, Kyle</td><td style="text-align: right;">0</td></tr> <tr><td>2. Cooper, Morgan</td><td style="text-align: right;">1</td></tr> <tr><td>3. Culbreth, Ty</td><td style="text-align: right;">2</td></tr> </table>	1. Johnston, Kyle	0	2. Cooper, Morgan	1	3. Culbreth, Ty	2	<p>Home runs allowed</p> <table border="0" style="width: 100%;"> <tr><td>1. Johnston, Kyle</td><td style="text-align: right;">2</td></tr> <tr><td>2. Culbreth, Ty</td><td style="text-align: right;">4</td></tr> <tr><td>3. Cooper, Morgan</td><td style="text-align: right;">5</td></tr> </table>	1. Johnston, Kyle	2	2. Culbreth, Ty	4	3. Cooper, Morgan	5												
1. Johnston, Kyle	4																															
2. Cooper, Morgan	6																															
Culbreth, Ty	6																															
1. Johnston, Kyle	0																															
2. Cooper, Morgan	1																															
3. Culbreth, Ty	2																															
1. Johnston, Kyle	2																															
2. Culbreth, Ty	4																															
3. Cooper, Morgan	5																															

2016 TEXAS BIG 12 CONFERENCE STATISTICS

Record: 7-5 Home: 4-2 Away: 3-3 Big 12: 7-5

Player	avg	gp-gs	ab	r	h	2b	3b	hr	rbi	tb	slg%	bb	hp	so	gdp	ob%	sf	sh	sb-att	po	a	e	fld%
Clemens, Kacy	.395	12-12	43	11	17	3	1	1	7	25	.581	7	0	8	1	.480	0	2	0-1	110	6	2	.983
Mathis, Patrick	.349	12-12	43	9	15	3	1	2	10	26	.605	4	0	15	0	.396	1	2	1-2	27	0	4	.871
Gurwitz, Zane	.333	12-12	45	6	15	2	1	2	10	25	.556	2	0	9	2	.362	0	2	0-1	20	41	0	1.000
Barrera, Tres	.319	12-12	47	10	15	6	0	3	8	30	.638	4	0	11	0	.373	0	1	0-0	20	17	0	1.000
Rand, Tyler	.308	12-12	39	5	12	3	0	0	4	15	.385	4	0	11	1	.372	0	2	5-5	24	0	1	.960
Jones, Travis	.282	12-11	39	10	11	1	0	2	7	18	.462	9	2	10	1	.431	1	1	0-1	8	0	0	1.000
Clemens, Kody	.244	12-12	45	6	11	4	0	2	5	21	.467	5	1	11	1	.333	0	4	0-1	10	28	4	.905
Cantu, Michael	.167	12-11	36	3	6	0	0	0	1	6	.167	5	0	9	1	.268	0	1	0-0	66	10	1	.987

Denny, Kaleb	.250	4-4	12	2	3	0	0	0	2	3	.250	1	1	1	0	.333	1	1	0-0	0	0	0	.000
Harlan, Brady	.111	3-3	9	0	1	0	0	0	0	1	.111	1	0	4	0	.200	0	0	0-0	7	0	1	.875
Baker, Joe	.083	3-3	12	3	1	0	0	0	0	1	.083	0	0	3	0	.083	0	1	0-0	4	10	0	1.000
Boswell, Bret	.059	7-4	17	0	1	0	0	0	1	1	.059	1	0	4	0	.111	0	1	0-0	4	3	0	1.000
Shaw, Tate	.000	1-0	0	0	0	0	0	0	0	0	.000	0	0	0	0	.000	0	0	0-0	0	0	0	.000
Totals	.279	12	387	65	108	22	3	12	55	172	.444	43	4	96	7	.355	3	18	6-11	310	133	15	.967
Opponents	.276	12	398	55	110	22	2	7	50	157	.394	41	7	88	11	.350	5	8	3-5	307	116	14	.968

LOB - Team (84), Opp (94). DPs turned - Team (11), Opp (8). CI - Team (0), Opp (1). IBB - Team (2), Clemens, Ko 1, Mathis 1, Opp (3). Picked off - Gurwitz 1, Jones 1.

(Big 12 games only Sorted by Earned run avg)

Player	era	w-l	app	gs	cg	sho	sv	ip	h	r	er	bb	so	2b	3b	hr	b/avg	wp	hp	bk	sfa	sha	
Shugart, Chase	2.70	0-1	8	0	0	0/1	1	13.1	9	4	4	7	7	2	0	0	.205	1	2	0	1	0	
Culbreth, Ty	2.73	4-0	4	4	1	0/1	0	26.1	29	9	8	5	17	4	1	1	.287	0	1	0	2	2	
Johnston, Kyle	2.79	1-0	4	4	0	0/0	0	19.1	18	9	6	9	13	4	0	1	.250	0	2	0	1	1	
Cooper, Morgan	6.20	1-2	4	4	0	0/0	0	20.1	23	17	14	7	25	6	1	4	.280	2	1	0	0	2	

Sawyer, Josh	0.00	0-0	3	0	0	0/1	1	2.1	0	0	0	0	5	0	0	0	.000	0	0	0	0	0	
Malmin, Jon	0.00	0-0	2	0	0	0/0	0	1.2	1	0	0	1	3	0	0	0	.167	1	0	0	0	0	
Dunbar, Eric	1.93	0-0	2	0	0	0/0	0	4.2	3	1	1	2	2	0	0	0	.176	0	0	0	0	1	
Wellmann, Blake	2.70	0-0	4	0	0	0/0	0	3.1	8	2	1	1	5	2	0	0	.471	0	0	0	0	0	
Mayes, Connor	3.60	0-1	6	0	0	0/1	2	5.0	7	2	2	3	6	1	0	0	.333	0	0	0	0	1	
Duke, Travis	4.50	1-0	8	0	0	0/0	0	4.0	5	2	2	2	3	2	0	1	.333	0	0	0	1	1	
Kingham, Nolan	13.50	0-1	1	0	0	0/0	0	1.1	3	3	2	0	1	1	0	0	.429	1	0	0	0	0	
Ridgeway, Beau	20.25	0-0	2	0	0	0/0	0	1.1	3	3	3	1	1	0	0	0	.429	0	1	0	0	0	
Kennedy, Nick	81.00	0-0	2	0	0	0/0	0	0.1	1	3	3	3	0	0	0	0	.500	0	0	0	0	0	
Totals	4.01	7-5	12	12	1	1/1	4	103.1	110	55	46	41	88	22	2	7	.276	5	7	0	5	8	
Opponents	5.10	5-7	12	12	1	0/0	0	102.1	108	65	58	43	96	22	3	12	.279	8	4	0	3	18	

PB - Team (0), Opp (4). Pickoffs - Team (3), Shugart 1, Cantu 1, Wellmann 1, Opp (2). SBA/ATT - Cantu (3-3), Culbreth (1-2), Barrera (0-2), Johnston (0-1), Kingham (1-1), Ridgeway (1-1).

TEXAS 2016 DAY-BY-DAY

#	GAME	FINAL	WP	LP	SAVE	W-L	BIG 12 W-L	ATT.	HOMETOT.	TIME
1	2/19 vs. UNLV	L, 4-3 (12)	Bohall (1-0)	Robinson (0-1)	-	0-1	-	5,305	5,305	4:03
2	2/20 vs. UNLV	W, 11-2	Culbreth (1-0)	Oakley (0-1)	-	1-1	-	5,526	10,831	2:46
3	2/21 vs. UNLV	W, 7-0	Duke (1-0)	Wright (0-1)	-	2-1	-	4,891	15,722	2:53
4	2/25 vs. Stanford	L, 1-0 (12)	Viall (1-0)	Malmin (0-1)	-	2-2	-	4,676	20,398	3:51
5	2/26 vs. Stanford	W, 4-3	Johnston (1-0)	Beck (1-1)	Shugart (1)	3-2	-	5,550	25,948	2:51
6	2/27 vs. Stanford	W, 9-0	Culbreth (2-0)	Castellanos (1-1)	-	4-2	-	6,623	32,571	2:22
7	2/28 vs. Stanford	L, 11-1	Hanewich (2-0)	Mayes (0-1)	-	4-3	-	5,625	38,196	3:08
8	3/1 at Texas State	W, 10-4 (11)	Shugart (1-0)	Mazzoccoli (0-1)	-	5-3	-	2,776	-	4:03
9	3/3 vs. California	L, 4-1	Bain (1-1)	Kingham (0-1)	-	5-4	-	4,480	42,676	2:45
10	3/4 vs. California	L, 4-3	Jefferies (3-0)	Johnston (1-1)	-	5-5	-	5,280	47,956	2:58
11	3/5 vs. California	L, 6-0	Mason (2-0)	Culbreth (2-1)	Dodson (1)	5-6	-	5,467	53,423	2:31
12	3/6 vs. California	L, 10-7 (11)	Martinez (1-0)	Malmin (0-2)	-	5-7	-	5,083	58,506	
13	3/8 vs. Sam Houston St	W, 12-3	Cooper (1-0)	Brown (0-2)	-	6-7	-	4,710	63,216	2:49
14	3/11 at UCLA	W, 7-5	Malmin (1-2)	Canning (2-1)	Kingham (1)	7-7	-	731	-	3:43
15	3/12 at UCLA	L, 5-4	Gadsby (1-0)	Wellmann (0-1)	-	7-8	-	1,260	-	2:52
16	3/13 at UCLA	L, 6-3	Molnar (1-1)	Malmin (1-3)	Gadsby (4)	7-9	-	1,644	-	3:20
17	3/15 at Texas A&M	L, 5-4	Ecker (1-0)	Culbreth (2-2)	-	7-10	-	6,965	-	3:03
18	3/18 vs. Tulane	L, 3-2	R. Massey (2-1)	Mayes (0-2)	-	7-11	-	4,587	67,803	2:30
19	3/19 vs. Tulane	W, 10-3	Culbreth (3-2)	A. Massey (2-2)	Wellmann (1)	8-11	-	5,279	73,082	2:57
20	3/20 vs. Tulane	L, 5-3	Simms (4-0)	Duke (1-1)	Rankin (1)	8-12	-	4,737	77,819	3:10
21	3/22 vs. UTSA	W, 11-2	Kingham (1-1)	Shewcraft (3-3)	-	9-12	-	4,560	82,379	2:50
22	3/24 vs. TCU	W, 4-3	Duke (2-1)	Baker (2-1)	Mayes (1)	10-12	1-0	4,828	87,207	2:58
23	3/25 vs. TCU	W, 2-0	Culbreth (4-2)	Howard (4-1)	Mayes (2)	11-12	2-0	6,464	93,671	2:14
24	3/26 vs. TCU	L, 9-5	Burnett (1-0)	Kingham (1-2)	-	11-13	2-1	7,093	100,764	3:53
25	3/29 vs. Lamar	L, 4-2	Johnson (6-0)	Mayes (0-3)	Oquendo (3)	11-14	-	4,391	105,155	2:39
26	4/1 at Oklahoma*	L, 6-1	Adritsos (4-2)	Cooper (1-1)	-	11-15	2-2	1,392	-	2:31
27	4/2 at Oklahoma*	W, 5-3	Culbreth (5-2)	Madden (1-1)	Sawyer (1)	12-15	3-2	1,826	-	2:58
28	4/3 at Oklahoma*	L, 4-3	Neuse (1-1)	Mayes (0-4)	-	12-16	3-3	1,260	-	2:59
29	4/5 vs. Texas A&M-CC	L, 5-0	Hernandez (2-3)	Kingham (1-3)	Skapura (1)	12-17	-	4,654	109,809	3:12
30	4/8 at Kansas State*	W, 6-3	Cooper (2-1)	Rigler (2-6)	Shugart (2)	13-17	4-3	2,331	-	3:14
31	4/9 at Kansas State*	W, 12-5	Culbreth (6-2)	MaVorhis (3-3)	-	14-17	5-3	2,331	-	3:11
32	4/10 at Kansas State*	L, 3-2	Benenati (1-1)	Shugart (1-1)	-	14-18	5-4	2,331	-	2:48
33	4/12 at Houston	L, 3-2	Cumbie (1-1)	Kennedy (0-1)	Hernandez (6)	14-19	-	6,194	-	2:45
34	4/15 vs. Kansas*	L, 11-5	Krauth (3-4)	Cooper (2-2)	-	14-20	5-5	5,662	115,471	3:15
35	4/16 vs. Kansas*	W, 8-5	Johnston (2-1)	Weiman (1-4)	-	15-20	6-5	5,662	121,403	3:18
36	4/17 vs. Kansas*	W, 12-2 (7)	Culbreth (7-2)	Goddard (2-3)	-	16-20	7-5	5,201	126,604	2:30
37	4/19 vs. UT Rio Grande Valley	W, 7-5	Ridgeway (1-0)	Delgado (1-2)	Shugart (3)	17-20	-	4,377	130,981	3:09
38	4/22 at Texas Tech*	6:30 p.m.								
39	4/23 at Texas Tech*	2 p.m.								
40	4/24 at Texas Tech*	2 p.m.								
41	4/26 vs. Texas State	6 p.m.								
42	4/29 vs. Oklahoma State*	7 p.m.								
43	4/30 vs. Oklahoma State*	3:30 p.m.		presented by Direct Energy						
44	5/1 vs. Oklahoma State*	1:30 p.m.		Kids run the bases						
45	5/3 vs. Prairie View A&M	6 p.m.								
46	5/6 at West Virginia*	5:30 p.m.								
47	5/7 at West Virginia*	3 p.m.								
48	5/8 at West Virginia*	Noon								
49	5/17 vs. Texas State	6 p.m.								
50	5/19 vs. Baylor*	6 p.m.		presented by Jack Black						
51	5/20 vs. Baylor*	6 p.m.		presented by Texaco						
52	5/21 vs. Baylor*	2 p.m.		presented by H-E-B						