

2016 NCAA Division 1 Men's Swimming & Diving - 03/23/16 to 03/26/16

Results - Finals - Saturday

Event 15 Men 1650 Yard Freestyle

NCAA: 14:24.08 N 03/24/12 Martin Grodzki Georgia  
 American: 14:23.52 A 12/06/14 Connor Jaeger Club Wolverine  
 U. S. Open: 14:23.52 O 12/06/14 Connor Jaeger Club Wolverine  
 Championship: 14:24.08 C 03/24/12 Martin Grodzki Georgia  
 Pool: 14:29.43 P 01/01/08 Sebastien Rouault Georgia

Name	Yr	School	Seed Time	Finals Time	Points
1 Swanson, Chris	SR	Penn	14:40.18	14:31.54	20
r:+0.68 24.71	51.23 (26.52)	1:17.67 (26.44)	1:44.30 (26.63)		
2:10.84 (26.54)	2:37.36 (26.52)	3:04.02 (26.66)	3:30.52 (26.50)		
3:57.12 (26.60)	4:23.49 (26.37)	4:49.80 (26.31)	5:16.28 (26.48)		
5:42.80 (26.52)	6:09.22 (26.42)	6:35.86 (26.64)	7:02.55 (26.69)		
7:29.02 (26.47)	7:55.56 (26.54)	8:22.21 (26.65)	8:48.83 (26.62)		
9:15.47 (26.64)	9:42.13 (26.66)	10:08.62 (26.49)	10:35.35 (26.73)		
11:01.88 (26.53)	11:28.48 (26.60)	11:54.94 (26.46)	12:21.59 (26.65)		
12:48.12 (26.53)	13:14.73 (26.61)	13:41.09 (26.36)	14:07.16 (26.07)	14:31.54 (24.38)	
2 Mahmoud, Akaram	SO	South Carolina	14:35.49	14:31.66	17
r:+0.73 23.90	50.20 (26.30)	1:16.62 (26.42)	1:43.12 (26.50)		
2:09.63 (26.51)	2:36.20 (26.57)	3:03.02 (26.82)	3:29.55 (26.53)		
3:56.08 (26.53)	4:22.71 (26.63)	4:49.22 (26.51)	5:15.73 (26.51)		
5:42.24 (26.51)	6:08.52 (26.28)	6:35.09 (26.57)	7:01.50 (26.41)		
7:27.78 (26.28)	7:54.17 (26.39)	8:20.57 (26.40)	8:46.91 (26.34)		
9:13.13 (26.22)	9:39.46 (26.33)	10:05.79 (26.33)	10:32.04 (26.25)		
10:58.22 (26.18)	11:24.50 (26.28)	11:50.90 (26.40)	12:17.36 (26.46)		
12:43.95 (26.59)	13:10.57 (26.62)	13:37.35 (26.78)	14:04.49 (27.14)	14:31.66 (27.17)	
3 Hutchins, Matthew	JR	Wisconsin	14:38.14	14:33.09	16
r:+0.73 24.08	50.18 (26.10)	1:16.49 (26.31)	1:43.04 (26.55)		
2:09.61 (26.57)	2:36.41 (26.80)	3:03.09 (26.68)	3:29.90 (26.81)		
3:56.53 (26.63)	4:23.20 (26.67)	4:50.03 (26.83)	5:16.49 (26.46)		
5:43.36 (26.87)	6:09.94 (26.58)	6:36.74 (26.80)	7:03.26 (26.52)		
7:30.05 (26.79)	7:56.87 (26.82)	8:23.55 (26.68)	8:50.21 (26.66)		
9:16.71 (26.50)	9:43.26 (26.55)	10:09.86 (26.60)	10:36.46 (26.60)		
11:03.28 (26.82)	11:30.16 (26.88)	11:57.07 (26.91)	12:23.58 (26.51)		
12:49.96 (26.38)	13:16.04 (26.08)	13:41.98 (25.94)	14:08.14 (26.16)	14:33.09 (24.95)	
4 Haas, Townley	FR	Texas	14:41.09	14:34.36	15
r:+0.73 23.63	49.68 (26.05)	1:16.04 (26.36)	1:42.59 (26.55)		
2:09.45 (26.86)	2:36.29 (26.84)	3:03.17 (26.88)	3:30.08 (26.91)		
3:56.82 (26.74)	4:23.61 (26.79)	4:50.30 (26.69)	5:16.73 (26.43)		
5:43.40 (26.67)	6:10.03 (26.63)	6:36.47 (26.44)	7:03.40 (26.93)		
7:30.04 (26.64)	7:57.00 (26.96)	8:23.74 (26.74)	8:50.50 (26.76)		
9:17.17 (26.67)	9:43.84 (26.67)	10:10.63 (26.79)	10:37.02 (26.39)		
11:03.59 (26.57)	11:30.21 (26.62)	11:57.29 (27.08)	12:24.02 (26.73)		
12:50.77 (26.75)	13:17.32 (26.55)	13:43.53 (26.21)	14:09.25 (25.72)	14:34.36 (25.11)	



2016 NCAA Division 1 Men's Swimming & Diving - 03/23/16 to 03/26/16

Results - Finals - Saturday

(Event 15 Men 1650 Yard Freestyle)

Name	Yr	School	Seed Time	Finals Time	Points
5 Ipsen, Anton Oerskov	SO	NC State	14:44.96	14:35.35	14
r:+0.80 24.45	51.14 (26.69)	1:17.53 (26.39)	1:44.03 (26.50)		
2:10.74 (26.71)	2:37.51 (26.77)	3:04.36 (26.85)	3:31.03 (26.67)		
3:57.78 (26.75)	4:24.56 (26.78)	4:51.35 (26.79)	5:18.02 (26.67)		
5:44.56 (26.54)	6:11.15 (26.59)	6:37.67 (26.52)	7:04.44 (26.77)		
7:31.24 (26.80)	7:57.93 (26.69)	8:24.69 (26.76)	8:51.47 (26.78)		
9:18.05 (26.58)	9:44.76 (26.71)	10:11.38 (26.62)	10:37.90 (26.52)		
11:04.36 (26.46)	11:31.03 (26.67)	11:57.73 (26.70)	12:24.29 (26.56)		
12:50.85 (26.56)	13:17.25 (26.40)	13:43.73 (26.48)	14:09.96 (26.23)	14:35.35 (25.39)	
6 Peribonio, Tom	SO	South Carolina	14:50.90	14:44.57	13
r:+0.61 24.39	50.95 (26.56)	1:17.75 (26.80)	1:44.95 (27.20)		
2:12.20 (27.25)	2:39.44 (27.24)	3:06.47 (27.03)	3:33.61 (27.14)		
4:00.89 (27.28)	4:28.18 (27.29)	4:54.73 (26.55)	5:21.60 (26.87)		
5:48.26 (26.66)	6:15.16 (26.90)	6:41.86 (26.70)	7:08.71 (26.85)		
7:35.38 (26.67)	8:01.90 (26.52)	8:28.95 (27.05)	8:55.80 (26.85)		
9:22.53 (26.73)	9:49.29 (26.76)	10:16.09 (26.80)	10:43.16 (27.07)		
11:10.15 (26.99)	11:36.99 (26.84)	12:04.07 (27.08)	12:31.13 (27.06)		
12:57.93 (26.80)	13:24.74 (26.81)	13:51.82 (27.08)	14:18.83 (27.01)	14:44.57 (25.74)	
7 Wieser, Chris	SO	Arizona	14:55.25	14:44.91	12
r:+0.61 24.04	50.12 (26.08)	1:16.22 (26.10)	1:42.92 (26.70)		
2:09.59 (26.67)	2:36.34 (26.75)	3:03.08 (26.74)	3:29.77 (26.69)		
3:56.43 (26.66)	4:23.22 (26.79)	4:49.90 (26.68)	5:16.65 (26.75)		
5:43.49 (26.84)	6:10.32 (26.83)	6:37.25 (26.93)	7:04.16 (26.91)		
7:30.97 (26.81)	7:58.03 (27.06)	8:25.17 (27.14)	8:52.26 (27.09)		
9:19.22 (26.96)	9:46.28 (27.06)	10:13.44 (27.16)	10:40.62 (27.18)		
11:07.89 (27.27)	11:35.07 (27.18)	12:02.07 (27.00)	12:29.17 (27.10)		
12:56.46 (27.29)	13:23.94 (27.48)	13:51.23 (27.29)	14:18.42 (27.19)	14:44.91 (26.49)	
8 Hyogo, Kei	SO	Yale	14:45.21	14:48.03	11
r:+0.70 24.50	51.35 (26.85)	1:18.22 (26.87)	1:45.17 (26.95)		
2:12.27 (27.10)	2:39.31 (27.04)	3:06.48 (27.17)	3:33.56 (27.08)		
4:00.75 (27.19)	4:27.97 (27.22)	4:55.08 (27.11)	5:22.13 (27.05)		
5:49.34 (27.21)	6:16.37 (27.03)	6:43.50 (27.13)	7:10.83 (27.33)		
7:38.02 (27.19)	8:05.24 (27.22)	8:32.40 (27.16)	8:59.40 (27.00)		
9:26.51 (27.11)	9:53.59 (27.08)	10:20.63 (27.04)	10:47.65 (27.02)		
11:14.86 (27.21)	11:41.79 (26.93)	12:08.51 (26.72)	12:35.48 (26.97)		
13:02.31 (26.83)	13:29.42 (27.11)	13:56.31 (26.89)	14:23.07 (26.76)	14:48.03 (24.96)	
9 Lawless, Ben	SO	Florida	14:58.54	14:48.63	9
r:+0.72 24.76	51.67 (26.91)	1:18.69 (27.02)	1:45.77 (27.08)		
2:12.80 (27.03)	2:39.88 (27.08)	3:06.97 (27.09)	3:34.24 (27.27)		
4:01.33 (27.09)	4:28.51 (27.18)	4:55.57 (27.06)	5:22.54 (26.97)		
5:49.56 (27.02)	6:16.56 (27.00)	6:43.69 (27.13)	7:10.79 (27.10)		
7:37.89 (27.10)	8:04.78 (26.89)	8:31.65 (26.87)	8:58.53 (26.88)		
9:25.50 (26.97)	9:52.39 (26.89)	10:19.21 (26.82)	10:46.10 (26.89)		
11:13.28 (27.18)	11:40.25 (26.97)	12:07.36 (27.11)	12:34.50 (27.14)		
13:01.64 (27.14)	13:28.92 (27.28)	13:56.07 (27.15)	14:22.95 (26.88)	14:48.63 (25.68)	



2016 NCAA Division 1 Men's Swimming & Diving - 03/23/16 to 03/26/16

Results - Finals - Saturday

(Event 15 Men 1650 Yard Freestyle)

Name	Yr	School	Seed Time	Finals Time	Points
10 Furttek, Pawel	SO	Southern Cali	14:56.00	14:48.90	7
r:+0.79 24.81	51.39 (26.58)	1:18.17 (26.78)	1:44.95 (26.78)		
2:11.79 (26.84)	2:38.79 (27.00)	3:05.99 (27.20)	3:33.15 (27.16)		
4:00.26 (27.11)	4:27.35 (27.09)	4:54.47 (27.12)	5:21.39 (26.92)		
5:48.51 (27.12)	6:15.67 (27.16)	6:42.77 (27.10)	7:09.89 (27.12)		
7:37.15 (27.26)	8:04.36 (27.21)	8:31.54 (27.18)	8:58.65 (27.11)		
9:25.90 (27.25)	9:52.93 (27.03)	10:19.95 (27.02)	10:47.14 (27.19)		
11:14.07 (26.93)	11:41.20 (27.13)	12:08.40 (27.20)	12:35.23 (26.83)		
13:02.19 (26.96)	13:29.32 (27.13)	13:56.39 (27.07)	14:23.39 (27.00)	14:48.90 (25.51)	
11 D'Arrigo, Mitch	JR	Florida	14:52.23	14:49.65	6
r:+0.74 24.85	51.41 (26.56)	1:18.41 (27.00)	1:45.29 (26.88)		
2:12.22 (26.93)	2:39.13 (26.91)	3:05.90 (26.77)	3:32.66 (26.76)		
3:59.34 (26.68)	4:25.90 (26.56)	4:52.51 (26.61)	5:19.27 (26.76)		
5:46.02 (26.75)	6:12.71 (26.69)	6:39.54 (26.83)	7:06.60 (27.06)		
7:33.69 (27.09)	8:00.78 (27.09)	8:27.93 (27.15)	8:55.11 (27.18)		
9:22.43 (27.32)	9:49.56 (27.13)	10:16.95 (27.39)	10:44.22 (27.27)		
11:11.65 (27.43)	11:39.01 (27.36)	12:06.47 (27.46)	12:34.09 (27.62)		
13:01.87 (27.78)	13:29.58 (27.71)	13:57.35 (27.77)	14:24.45 (27.10)	14:49.65 (25.20)	
12 Smith, Clark	JR	Texas	14:31.29	14:50.00	5
r:+0.73 23.59	48.86 (25.27)	1:14.66 (25.80)	1:40.74 (26.08)		
2:07.08 (26.34)	2:33.46 (26.38)	3:00.04 (26.58)	3:26.57 (26.53)		
3:53.28 (26.71)	4:20.23 (26.95)	4:47.04 (26.81)	5:14.06 (27.02)		
5:41.15 (27.09)	6:08.18 (27.03)	6:35.43 (27.25)	7:02.57 (27.14)		
7:29.57 (27.00)	7:57.03 (27.46)	8:24.50 (27.47)	8:51.76 (27.26)		
9:19.06 (27.30)	9:46.52 (27.46)	10:14.08 (27.56)	10:41.79 (27.71)		
11:09.46 (27.67)	11:37.28 (27.82)	12:05.36 (28.08)	12:33.30 (27.94)		
13:00.91 (27.61)	13:29.06 (28.15)	13:56.56 (27.50)	14:23.78 (27.22)	14:50.00 (26.22)	
13 Ransford, PJ	SO	Michigan	14:36.61	14:51.51	4
r:+0.77 24.81	50.75 (25.94)	1:16.93 (26.18)	1:43.29 (26.36)		
2:09.78 (26.49)	2:36.41 (26.63)	3:03.04 (26.63)	3:29.57 (26.53)		
3:56.10 (26.53)	4:22.67 (26.57)	4:49.22 (26.55)	5:14.89 (25.67)		
5:40.79 (25.90)	6:06.91 (26.12)	6:33.26 (26.35)	6:59.49 (26.23)		
7:26.05 (26.56)	7:52.42 (26.37)	8:18.92 (26.50)	8:45.45 (26.53)		
9:12.18 (26.73)	9:39.06 (26.88)	10:06.09 (27.03)	10:33.21 (27.12)		
11:00.98 (27.77)	11:29.04 (28.06)	11:57.64 (28.60)	12:26.67 (29.03)		
12:55.79 (29.12)	13:25.23 (29.44)	13:54.54 (29.31)	14:24.06 (29.52)	14:51.51 (27.45)	
14 Egan, Liam	SO	Stanford	14:44.85	14:52.34	3
r:+0.73 24.88	51.32 (26.44)	1:17.94 (26.62)	1:44.65 (26.71)		
2:11.34 (26.69)	2:37.95 (26.61)	3:04.59 (26.64)	3:31.42 (26.83)		
3:58.28 (26.86)	4:25.20 (26.92)	4:52.27 (27.07)	5:19.39 (27.12)		
5:46.55 (27.16)	6:13.91 (27.36)	6:41.19 (27.28)	7:08.56 (27.37)		
7:35.99 (27.43)	8:03.30 (27.31)	8:30.47 (27.17)	8:57.77 (27.30)		
9:25.24 (27.47)	9:52.58 (27.34)	10:19.84 (27.26)	10:47.20 (27.36)		
11:14.60 (27.40)	11:42.12 (27.52)	12:09.81 (27.69)	12:37.49 (27.68)		
13:05.10 (27.61)	13:32.56 (27.46)	13:59.81 (27.25)	14:26.83 (27.02)	14:52.34 (25.51)	



2016 NCAA Division 1 Men's Swimming & Diving - 03/23/16 to 03/26/16

Results - Finals - Saturday

(Event 15 Men 1650 Yard Freestyle)

Name	Yr	School	Seed Time	Finals Time	Points
15 Frayler, Arthur	SR	Florida	14:49.22	14:52.77	2
r:+0.78 25.07	51.91 (26.84)	1:18.83 (26.92)	1:45.75 (26.92)		
2:12.66 (26.91)	2:39.73 (27.07)	3:06.68 (26.95)	3:33.56 (26.88)		
4:00.67 (27.11)	4:27.75 (27.08)	4:54.79 (27.04)	5:21.77 (26.98)		
5:48.93 (27.16)	6:15.93 (27.00)	6:43.07 (27.14)	7:10.34 (27.27)		
7:37.62 (27.28)	8:04.93 (27.31)	8:32.18 (27.25)	8:59.53 (27.35)		
9:26.69 (27.16)	9:53.99 (27.30)	10:21.19 (27.20)	10:48.57 (27.38)		
11:15.94 (27.37)	11:43.31 (27.37)	12:10.68 (27.37)	12:38.13 (27.45)		
13:05.62 (27.49)	13:33.03 (27.41)	14:00.65 (27.62)	14:27.70 (27.05)	14:52.77 (25.07)	
16 Linker, Adam	JR	NC State	14:51.47	14:52.78	1
r:+0.72 24.95	52.20 (27.25)	1:19.78 (27.58)	1:47.01 (27.23)		
2:14.19 (27.18)	2:41.48 (27.29)	3:08.93 (27.45)	3:36.23 (27.30)		
4:03.52 (27.29)	4:31.13 (27.61)	4:58.22 (27.09)	5:25.26 (27.04)		
5:52.47 (27.21)	6:19.73 (27.26)	6:47.06 (27.33)	7:14.37 (27.31)		
7:41.49 (27.12)	8:08.57 (27.08)	8:35.82 (27.25)	9:03.19 (27.37)		
9:30.08 (26.89)	9:57.50 (27.42)	10:24.76 (27.26)	10:51.98 (27.22)		
11:19.20 (27.22)	11:46.17 (26.97)	12:13.08 (26.91)	12:40.17 (27.09)		
13:07.20 (27.03)	13:34.20 (27.00)	14:01.01 (26.81)	14:27.51 (26.50)	14:52.78 (25.27)	
17 Lewis, Sam	SR	Texas	14:54.53	14:54.34	
r:+0.67 24.66	51.04 (26.38)	1:17.67 (26.63)	1:44.52 (26.85)		
2:11.68 (27.16)	2:38.88 (27.20)	3:06.19 (27.31)	3:33.48 (27.29)		
4:00.75 (27.27)	4:28.12 (27.37)	4:55.48 (27.36)	5:22.70 (27.22)		
5:50.15 (27.45)	6:17.43 (27.28)	6:44.78 (27.35)	7:11.92 (27.14)		
7:39.37 (27.45)	8:06.79 (27.42)	8:34.17 (27.38)	9:01.37 (27.20)		
9:28.35 (26.98)	9:55.30 (26.95)	10:22.34 (27.04)	10:49.39 (27.05)		
11:16.35 (26.96)	11:43.52 (27.17)	12:10.80 (27.28)	12:38.30 (27.50)		
13:05.75 (27.45)	13:33.25 (27.50)	14:00.64 (27.39)	14:28.22 (27.58)	14:54.34 (26.12)	
18 Hogan, Brian	SR	Yale	14:55.44	14:57.52	
r:+0.70 24.26	50.68 (26.42)	1:17.48 (26.80)	1:44.32 (26.84)		
2:11.42 (27.10)	2:38.53 (27.11)	3:05.62 (27.09)	3:32.93 (27.31)		
4:00.32 (27.39)	4:27.44 (27.12)	4:54.65 (27.21)	5:22.04 (27.39)		
5:49.31 (27.27)	6:16.70 (27.39)	6:44.15 (27.45)	7:11.62 (27.47)		
7:38.91 (27.29)	8:06.21 (27.30)	8:33.66 (27.45)	9:01.21 (27.55)		
9:28.62 (27.41)	9:56.04 (27.42)	10:23.52 (27.48)	10:50.84 (27.32)		
11:18.44 (27.60)	11:46.03 (27.59)	12:13.58 (27.55)	12:41.17 (27.59)		
13:08.78 (27.61)	13:36.43 (27.65)	14:03.71 (27.28)	14:31.03 (27.32)	14:57.52 (26.49)	
19 Thomson, Danny	SR	Stanford	14:52.12	14:58.10	
r:+0.69 24.25	50.77 (26.52)	1:17.60 (26.83)	1:44.95 (27.35)		
2:12.13 (27.18)	2:39.17 (27.04)	3:06.36 (27.19)	3:33.68 (27.32)		
4:00.87 (27.19)	4:28.14 (27.27)	4:55.35 (27.21)	5:22.21 (26.86)		
5:49.51 (27.30)	6:16.95 (27.44)	6:44.36 (27.41)	7:11.76 (27.40)		
7:39.15 (27.39)	8:06.81 (27.66)	8:34.28 (27.47)	9:01.79 (27.51)		
9:29.39 (27.60)	9:56.96 (27.57)	10:24.63 (27.67)	10:52.31 (27.68)		
11:20.38 (28.07)	11:48.15 (27.77)	12:15.94 (27.79)	12:43.77 (27.83)		
13:11.43 (27.66)	13:38.82 (27.39)	14:05.37 (26.55)	14:32.20 (26.83)	14:58.10 (25.90)	



2016 NCAA Division 1 Men's Swimming & Diving - 03/23/16 to 03/26/16

Results - Finals - Saturday

(Event 15 Men 1650 Yard Freestyle)

Name	Yr	School	Seed Time	Finals Time	Points
20 Burns, Janardana	JR	California	15:03.06	14:58.50	
r:+0.74 24.67		51.42 (26.75) 1:18.65 (27.23)	1:45.86 (27.21)		
2:13.00 (27.14)		2:40.23 (27.23) 3:07.14 (26.91)	3:34.36 (27.22)		
4:01.58 (27.22)		4:28.58 (27.00) 4:55.65 (27.07)	5:22.70 (27.05)		
5:49.98 (27.28)		6:17.07 (27.09) 6:44.29 (27.22)	7:11.49 (27.20)		
7:38.87 (27.38)		8:06.34 (27.47) 8:33.69 (27.35)	9:01.19 (27.50)		
9:28.71 (27.52)		9:56.30 (27.59) 10:23.88 (27.58)	10:51.46 (27.58)		
11:19.06 (27.60)		11:46.63 (27.57) 12:14.26 (27.63)	12:41.94 (27.68)		
13:09.38 (27.44)		13:36.94 (27.56) 14:04.45 (27.51)	14:32.11 (27.66)	14:58.50 (26.39)	
21 Fowler, Ty	JR	Arizona	14:49.44	14:59.29	
r:+0.69 24.47		50.87 (26.40) 1:17.66 (26.79)	1:44.52 (26.86)		
2:11.52 (27.00)		2:38.50 (26.98) 3:05.40 (26.90)	3:32.52 (27.12)		
3:59.73 (27.21)		4:27.03 (27.30) 4:54.26 (27.23)	5:21.64 (27.38)		
5:49.07 (27.43)		6:16.47 (27.40) 6:43.77 (27.30)	7:11.11 (27.34)		
7:38.45 (27.34)		8:05.96 (27.51) 8:33.63 (27.67)	9:01.14 (27.51)		
9:28.79 (27.65)		9:56.59 (27.80) 10:24.29 (27.70)	10:52.04 (27.75)		
11:19.82 (27.78)		11:47.57 (27.75) 12:15.31 (27.74)	12:43.06 (27.75)		
13:10.79 (27.73)		13:38.44 (27.65) 14:06.01 (27.57)	14:33.11 (27.10)	14:59.29 (26.18)	
22 Bekemeyer, Cody	FR	South Carolina	14:55.46	14:59.56	
r:+0.64 25.09		52.05 (26.96) 1:19.51 (27.46)	1:46.68 (27.17)		
2:13.83 (27.15)		2:40.99 (27.16) 3:07.85 (26.86)	3:34.83 (26.98)		
4:02.07 (27.24)		4:29.19 (27.12) 4:56.36 (27.17)	5:23.49 (27.13)		
5:50.71 (27.22)		6:17.91 (27.20) 6:45.28 (27.37)	7:12.54 (27.26)		
7:39.75 (27.21)		8:06.98 (27.23) 8:34.26 (27.28)	9:01.75 (27.49)		
9:29.11 (27.36)		9:56.32 (27.21) 10:23.71 (27.39)	10:51.26 (27.55)		
11:18.93 (27.67)		11:46.47 (27.54) 12:14.16 (27.69)	12:41.63 (27.47)		
13:09.24 (27.61)		13:37.01 (27.77) 14:04.91 (27.90)	14:32.88 (27.97)	14:59.56 (26.68)	
23 Litherland, Kevin	SO	Georgia	15:02.90	15:00.65	
r:+0.72 24.72		51.98 (27.26) 1:19.47 (27.49)	1:47.14 (27.67)		
2:14.65 (27.51)		2:42.20 (27.55) 3:09.75 (27.55)	3:37.26 (27.51)		
4:04.91 (27.65)		4:32.63 (27.72) 5:00.14 (27.51)	5:27.73 (27.59)		
5:55.21 (27.48)		6:22.75 (27.54) 6:50.14 (27.39)	7:17.65 (27.51)		
7:45.10 (27.45)		8:12.58 (27.48) 8:40.07 (27.49)	9:07.54 (27.47)		
9:34.81 (27.27)		10:02.30 (27.49) 10:29.70 (27.40)	10:57.10 (27.40)		
11:24.32 (27.22)		11:51.48 (27.16) 12:18.72 (27.24)	12:45.99 (27.27)		
13:13.06 (27.07)		13:40.32 (27.26) 14:07.74 (27.42)	14:34.65 (26.91)	15:00.65 (26.00)	
24 Kao, Ryan	SO	California	15:12.20	15:01.54	
r:+0.69 24.59		51.19 (26.60) 1:18.10 (26.91)	1:45.53 (27.43)		
2:12.86 (27.33)		2:40.42 (27.56) 3:07.80 (27.38)	3:35.04 (27.24)		
4:02.12 (27.08)		4:29.19 (27.07) 4:56.34 (27.15)	5:23.53 (27.19)		
5:50.98 (27.45)		6:18.19 (27.21) 6:45.42 (27.23)	7:12.75 (27.33)		
7:40.14 (27.39)		8:07.60 (27.46) 8:35.01 (27.41)	9:02.64 (27.63)		
9:30.22 (27.58)		9:57.58 (27.36) 10:24.88 (27.30)	10:52.49 (27.61)		
11:20.23 (27.74)		11:48.10 (27.87) 12:16.00 (27.90)	12:43.86 (27.86)		
13:11.36 (27.50)		13:39.17 (27.81) 14:07.06 (27.89)	14:34.58 (27.52)	15:01.54 (26.96)	




2016 NCAA Division 1 Men's Swimming & Diving - 03/23/16 to 03/26/16

Results - Finals - Saturday

(Event 15 Men 1650 Yard Freestyle)

Name	Yr	School	Seed Time	Finals Time	Points
25 Kiraly, Bence	SR	Univ of Utah	14:50.19	15:01.79	
r:+0.73 24.93	51.85 (26.92)	1:19.16 (27.31)	1:46.26 (27.10)		
2:13.30 (27.04)	2:40.15 (26.85)	3:07.11 (26.96)	3:34.01 (26.90)		
4:01.04 (27.03)	4:28.03 (26.99)	4:55.20 (27.17)	5:22.28 (27.08)		
5:49.42 (27.14)	6:16.70 (27.28)	6:43.90 (27.20)	7:11.28 (27.38)		
7:38.69 (27.41)	8:06.16 (27.47)	8:33.74 (27.58)	9:01.29 (27.55)		
9:28.95 (27.66)	9:56.87 (27.92)	10:24.73 (27.86)	10:52.64 (27.91)		
11:20.33 (27.69)	11:47.99 (27.66)	12:15.89 (27.90)	12:43.86 (27.97)		
13:11.79 (27.93)	13:39.66 (27.87)	14:07.49 (27.83)	14:35.42 (27.93)	15:01.79 (26.37)	
26 Tolosa, Juan	SR	Arizona St	14:55.22	15:03.48	
r:+0.76 25.57	52.67 (27.10)	1:19.88 (27.21)	1:46.89 (27.01)		
2:14.11 (27.22)	2:41.32 (27.21)	3:08.58 (27.26)	3:35.77 (27.19)		
4:02.97 (27.20)	4:30.14 (27.17)	4:57.41 (27.27)	5:24.63 (27.22)		
5:51.88 (27.25)	6:19.23 (27.35)	6:46.56 (27.33)	7:13.74 (27.18)		
7:41.10 (27.36)	8:08.50 (27.40)	8:35.89 (27.39)	9:03.43 (27.54)		
9:30.85 (27.42)	9:58.32 (27.47)	10:25.95 (27.63)	10:53.57 (27.62)		
11:21.45 (27.88)	11:49.23 (27.78)	12:17.12 (27.89)	12:45.01 (27.89)		
13:12.88 (27.87)	13:41.06 (28.18)	14:09.06 (28.00)	14:37.00 (27.94)	15:03.48 (26.48)	
27 Singley, Ted	SR	Southern Cali	14:57.80	15:04.13	
r:+0.71 24.87	51.82 (26.95)	1:19.11 (27.29)	1:46.47 (27.36)		
2:13.80 (27.33)	2:41.22 (27.42)	3:08.73 (27.51)	3:36.27 (27.54)		
4:03.60 (27.33)	4:30.93 (27.33)	4:58.55 (27.62)	5:25.97 (27.42)		
5:53.53 (27.56)	6:21.09 (27.56)	6:48.62 (27.53)	7:16.14 (27.52)		
7:43.64 (27.50)	8:11.20 (27.56)	8:38.68 (27.48)	9:06.08 (27.40)		
9:33.73 (27.65)	10:01.20 (27.47)	10:29.01 (27.81)	10:56.72 (27.71)		
11:24.58 (27.86)	11:52.21 (27.63)	12:19.96 (27.75)	12:47.76 (27.80)		
13:15.36 (27.60)	13:42.91 (27.55)	14:10.42 (27.51)	14:37.91 (27.49)	15:04.13 (26.22)	
28 Norman, Nick	FR	California	14:52.66	15:05.44	
r:+0.71 24.18	50.57 (26.39)	1:17.15 (26.58)	1:44.16 (27.01)		
2:11.27 (27.11)	2:38.42 (27.15)	3:05.72 (27.30)	3:32.93 (27.21)		
4:00.24 (27.31)	4:27.68 (27.44)	4:55.07 (27.39)	5:22.21 (27.14)		
5:49.57 (27.36)	6:16.97 (27.40)	6:44.48 (27.51)	7:11.87 (27.39)		
7:39.26 (27.39)	8:06.74 (27.48)	8:34.49 (27.75)	9:02.08 (27.59)		
9:29.75 (27.67)	9:57.19 (27.44)	10:25.00 (27.81)	10:52.95 (27.95)		
11:20.80 (27.85)	11:48.85 (28.05)	12:16.79 (27.94)	12:45.06 (28.27)		
13:13.35 (28.29)	13:41.55 (28.20)	14:09.88 (28.33)	14:38.32 (28.44)	15:05.44 (27.12)	
29 Heron, David	SO	Tennessee	14:55.77	15:11.27	
r:+0.68 25.03	51.92 (26.89)	1:19.06 (27.14)	1:46.63 (27.57)		
2:14.24 (27.61)	2:41.71 (27.47)	3:09.11 (27.40)	3:36.79 (27.68)		
4:04.39 (27.60)	4:32.12 (27.73)	5:00.06 (27.94)	5:28.00 (27.94)		
5:55.88 (27.88)	6:23.84 (27.96)	6:51.84 (28.00)	7:19.95 (28.11)		
7:47.85 (27.90)	8:15.79 (27.94)	8:43.74 (27.95)	9:11.75 (28.01)		
9:39.74 (27.99)	10:07.71 (27.97)	10:35.63 (27.92)	11:03.42 (27.79)		
11:31.36 (27.94)	11:59.15 (27.79)	12:27.10 (27.95)	12:54.96 (27.86)		
13:22.76 (27.80)	13:50.32 (27.56)	14:17.68 (27.36)	14:45.06 (27.38)	15:11.27 (26.21)	




2016 NCAA Division 1 Men's Swimming & Diving - 03/23/16 to 03/26/16

Results - Finals - Saturday

(Event 15 Men 1650 Yard Freestyle)

Name	Yr	School	Seed Time	Finals Time	Points
30 Peterson, Alex	SO	Penn	14:58.64	15:14.42	
r:+0.68 24.22	51.48 (27.26)	1:18.77 (27.29)	1:46.11 (27.34)		
2:13.43 (27.32)	2:40.73 (27.30)	3:08.08 (27.35)	3:35.41 (27.33)		
4:02.80 (27.39)	4:30.53 (27.73)	4:58.09 (27.56)	5:25.59 (27.50)		
5:53.30 (27.71)	6:21.00 (27.70)	6:49.20 (28.20)	7:17.06 (27.86)		
7:44.82 (27.76)	8:12.89 (28.07)	8:40.74 (27.85)	9:08.69 (27.95)		
9:36.81 (28.12)	10:04.88 (28.07)	10:32.99 (28.11)	11:01.32 (28.33)		
11:29.57 (28.25)	11:57.82 (28.25)	12:26.15 (28.33)	12:54.35 (28.20)		
13:22.67 (28.32)	13:51.12 (28.45)	14:19.44 (28.32)	14:47.70 (28.26)	15:14.42 (26.72)	
31 Bunch, Dylan	SR	Denver	14:54.73	15:17.46	
r:+0.77 24.75	51.40 (26.65)	1:18.39 (26.99)	1:45.64 (27.25)		
2:13.21 (27.57)	2:40.89 (27.68)	3:08.31 (27.42)	3:35.90 (27.59)		
4:03.56 (27.66)	4:31.18 (27.62)	4:58.70 (27.52)	5:26.26 (27.56)		
5:53.93 (27.67)	6:21.66 (27.73)	6:49.52 (27.86)	7:17.45 (27.93)		
7:45.41 (27.96)	8:13.44 (28.03)	8:41.55 (28.11)	9:09.61 (28.06)		
9:37.96 (28.35)	10:06.24 (28.28)	10:34.37 (28.13)	11:02.72 (28.35)		
11:31.06 (28.34)	11:59.51 (28.45)	12:27.72 (28.21)	12:56.17 (28.45)		
13:24.48 (28.31)	13:52.88 (28.40)	14:21.28 (28.40)	14:49.80 (28.52)	15:17.46 (27.66)	
32 Rainey, Ian	SO	Michigan	15:09.78	15:23.13	
r:+0.70 25.43	53.29 (27.86)	1:21.21 (27.92)	1:48.13 (26.92)		
2:15.08 (26.95)	2:42.34 (27.26)	3:09.83 (27.49)	3:37.20 (27.37)		
4:04.85 (27.65)	4:32.59 (27.74)	5:00.69 (28.10)	5:28.47 (27.78)		
5:56.32 (27.85)	6:24.18 (27.86)	6:52.23 (28.05)	7:20.38 (28.15)		
7:48.67 (28.29)	8:16.89 (28.22)	8:45.15 (28.26)	9:13.55 (28.40)		
9:42.20 (28.65)	10:10.42 (28.22)	10:38.99 (28.57)	11:07.65 (28.66)		
11:36.15 (28.50)	12:04.77 (28.62)	12:33.35 (28.58)	13:01.93 (28.58)		
13:30.51 (28.58)	13:59.15 (28.64)	14:27.81 (28.66)	14:56.08 (28.27)	15:23.13 (27.05)	
33 Campbell, Henry	SO	UNC	15:15.50	15:23.41	
r:+0.68 25.22	52.63 (27.41)	1:20.18 (27.55)	1:47.85 (27.67)		
2:15.55 (27.70)	2:43.24 (27.69)	3:11.06 (27.82)	3:39.00 (27.94)		
4:07.05 (28.05)	4:34.95 (27.90)	5:02.79 (27.84)	5:30.44 (27.65)		
5:58.32 (27.88)	6:26.44 (28.12)	6:54.38 (27.94)	7:22.34 (27.96)		
7:50.50 (28.16)	8:18.55 (28.05)	8:46.45 (27.90)	9:14.70 (28.25)		
9:42.86 (28.16)	10:11.10 (28.24)	10:39.39 (28.29)	11:08.03 (28.64)		
11:36.43 (28.40)	12:04.94 (28.51)	12:33.65 (28.71)	13:02.08 (28.43)		
13:30.48 (28.40)	13:59.10 (28.62)	14:27.63 (28.53)	14:55.93 (28.30)	15:23.41 (27.48)	
34 Manganiello, Blake	SO	Florida	15:00.11	15:24.25	
r:+0.74 24.94	51.96 (27.02)	1:19.36 (27.40)	1:47.23 (27.87)		
	2:42.41 ( )	3:10.06 (27.65)	3:37.61 (27.55)		
4:05.26 (27.65)	4:32.94 (27.68)	5:00.58 (27.64)	5:28.47 (27.89)		
5:56.66 (28.19)	6:24.97 (28.31)	6:53.12 (28.15)	7:21.35 (28.23)		
7:49.82 (28.47)	8:18.50 (28.68)	8:47.27 (28.77)	9:15.66 (28.39)		
9:44.15 (28.49)	10:12.84 (28.69)	10:40.89 (28.05)	11:09.13 (28.24)		
11:37.63 (28.50)	12:06.16 (28.53)	12:34.54 (28.38)	13:03.17 (28.63)		
13:31.61 (28.44)	13:59.98 (28.37)	14:28.32 (28.34)	14:56.66 (28.34)	15:24.25 (27.59)	
--- Snyder, Austin	SR	NC State	15:12.00	DFS	
Declared false start					



2016 NCAA Division 1 Men's Swimming & Diving - 03/23/16 to 03/26/16

Results - Finals - Saturday

Event 16 Men 200 Yard Backstroke

NCAA:	1:35.73	N	03/26/16	Ryan Murphy	California-PC
American:	1:35.73	A	03/26/16	Ryan Murphy	California-PC
U. S. Open:	1:35.73	O	03/26/16	Ryan Murphy	California-PC
Championship:	1:35.73	C	03/26/16	Ryan Murphy	California-PC
Pool:	1:35.73	P	03/26/16	Ryan Murphy	California-PC

Name	Yr	School	Prelim Time	Finals Time	Points
<b>A - Final</b>					
1 Murphy, Ryan	JR	California	1:37.80	1:35.73 N	20
r:+0.56 22.20		46.36 (24.16) 1:10.86 (24.50)	1:35.73 (24.87)		
2 Pebley, Jacob	SR	California	1:39.14	1:38.50	17
r:+0.68 23.21		47.60 (24.39) 1:12.39 (24.79)	1:38.50 (26.11)		
3 Stuart, Hennessey	SO	NC State	1:39.38	1:38.56	16
r:+0.52 22.67		47.30 (24.63) 1:12.62 (25.32)	1:38.56 (25.94)		
4 Lehane, Sean	SR	Tennessee	1:39.24	1:39.29	15
r:+0.58 23.68		48.94 (25.26) 1:13.95 (25.01)	1:39.29 (25.34)		
5 Oslin, Connor	JR	Alabama	1:39.92	1:39.85	14
r:+0.66 23.13		47.97 (24.84) 1:13.58 (25.61)	1:39.85 (26.27)		
6 Taylor, Jake	SR	Brigham Young	1:39.42	1:39.93	13
r:+0.53 22.90		48.03 (25.13) 1:13.62 (25.59)	1:39.93 (26.31)		
7 Harty, Ryan	FR	Texas	1:39.17	1:40.11	12
r:+0.58 23.15		48.44 (25.29) 1:14.16 (25.72)	1:40.11 (25.95)		
8 Mulcare, Pat	FR	Southern Cali	1:39.68	1:40.22	11
r:+0.73 23.71		49.19 (25.48) 1:14.52 (25.33)	1:40.22 (25.70)		
<b>B - Final</b>					
9 Tarasevich, Grigory	JR	Louisville	1:39.96	1:39.81	9
r:+0.56 23.86		48.99 (25.13) 1:14.53 (25.54)	1:39.81 (25.28)		
10 Reid, Christopher	SO	Alabama	1:40.11	1:39.87	7
r:+0.73 24.24		49.80 (25.56) 1:14.93 (25.13)	1:39.87 (24.94)		
11 Shebat, John	FR	Texas	1:40.30	1:40.10	6
r:+0.68 23.18		48.66 (25.48) 1:14.55 (25.89)	1:40.10 (25.55)		
12 Griffin, Carter	JR	Missouri	1:40.67	1:40.16	5
r:+0.57 24.11		49.18 (25.07) 1:14.73 (25.55)	1:40.16 (25.43)		
13 Dezwirek, Jeremie	SR	California	1:40.54	1:40.91	4
r:+0.58 23.21		48.50 (25.29) 1:14.64 (26.14)	1:40.91 (26.27)		
14 Litherland, Jay	SO	Georgia	1:40.70	1:41.00	3
r:+0.75 23.63		49.28 (25.65) 1:15.16 (25.88)	1:41.00 (25.84)		
15 Owen, Robert	JR	Virginia Tech	1:40.60	1:41.34	2
r:+0.52 23.63		49.08 (25.45) 1:15.32 (26.24)	1:41.34 (26.02)		
16 Main, Corey	SR	Florida	1:40.74	1:41.36	1
r:+0.64 24.26		50.22 (25.96) 1:15.93 (25.71)	1:41.36 (25.43)		




2016 NCAA Division 1 Men's Swimming & Diving - 03/23/16 to 03/26/16

Results - Finals - Saturday

Event 17 Men 100 Yard Freestyle

NCAA:	40.46	N	03/26/16	Caeleb Dressel	Florida-FL
American:	40.46	A	03/26/16	Caeleb Dressel	Florida-FL
U. S. Open:	40.46	O	03/26/16	Caeleb Dressel	Florida-FL
Championship:	40.46	C	03/26/16	Caeleb Dressel	Florida-FL
Pool:	40.46	P	03/26/16	Caeleb Dressel	Florida-FL

Name	Yr	School	Prelim Time	Finals Time	Points
<b>A - Final</b>					
1 Dressel, Caeleb	SO	Florida	41.73	40.46N	20
r:+0.68 19.23		40.46 (21.23)			
2 Bilis, Simonas	SR	NC State	41.59	41.18	17
r:+0.66 19.77		41.18 (21.41)			
3 Gkolomeev, Kristian	JR	Alabama	41.76	41.52	16
r:+0.68 19.63		41.52 (21.89)			
4 Held, Ryan	SO	NC State	41.78	41.77	15
r:+0.63 19.82		41.77 (21.95)			
5 Ringgold, Brett	SO	Texas	42.36	41.80	14
r:+0.75 19.81		41.80 (21.99)			
6 Chadwick, Michael	JR	Missouri	41.94	41.98	13
r:+0.70 20.02		41.98 (21.96)			
*7 Murray, John	SR	Texas	42.32	42.65	11.50
r:+0.64 20.13		42.65 (22.52)			
*7 Trice, Michael	SR	Georgia	42.35	42.65	11.50
r:+0.70 20.06		42.65 (22.59)			
<b>B - Final</b>					
9 Tavcar, Anze	JR	Indiana	42.67	42.34	9
r:+0.74 20.18		42.34 (22.16)			
10 Pieroni, Blake	SO	Indiana	42.58	42.50	7
r:+0.65 20.25		42.50 (22.25)			
11 Ellis, Matt	SR	Texas	42.67	42.54	6
r:+0.69 20.32		42.54 (22.22)			
12 Koski, Matias	SR	Georgia	42.56	42.68	5
r:+0.71 20.68		42.68 (22.00)			
13 Bams, Laurent	SO	Alabama	42.39	42.72	4
r:+0.68 20.55		42.72 (22.17)			
14 Perry, Sam	SO	Stanford	42.37	42.85	3
r:+0.61 20.66		42.85 (22.19)			
15 Tribuntsov, Ralf	SO	Southern Cali	42.51	42.96	2
r:+0.71 20.61		42.96 (22.35)			
16 Nielsen, Anders	SR	Michigan	42.64	43.18	1
r:+0.69 20.65		43.18 (22.53)			



2016 NCAA Division 1 Men's Swimming & Diving - 03/23/16 to 03/26/16

Results - Finals - Saturday

Event 18 Men 200 Yard Breaststroke

NCAA:	1:48.12	N	03/26/16	Will Licon	Texas-ST
American:	1:48.12	A	03/26/16	Will Licon	Texas-ST
U. S. Open:	1:48.12	O	03/26/16	Will Licon	Texas-ST
Championship:	1:48.12	C	03/26/16	Will Licon	Texas-ST
Pool:	1:48.12	P	03/26/16	Will Licon	Texas-ST

Name	Yr	School	Prelim Time	Finals Time	Points
<b>A - Final</b>					
1 Licon, Will	JR	Texas	1:49.43	1:48.12 N	20
r:+0.72 24.59		51.81 (27.22) 1:19.65 (27.84)	1:48.12 (28.47)		
2 Prenot, Josh	SR	California	1:51.45	1:49.38	17
r:+0.70 25.07		52.78 (27.71) 1:20.99 (28.21)	1:49.38 (28.39)		
3 Schwingenschlogl, Fabian	JR	Missouri	1:53.31	1:51.84	16
r:+0.64 25.93		53.95 (28.02) 1:22.69 (28.74)	1:51.84 (29.15)		
4 McKee, Anton	JR	Alabama	1:52.53	1:51.87	15
r:+0.67 25.94		53.87 (27.93) 1:22.36 (28.49)	1:51.87 (29.51)		
5 Fiala, Brandon	JR	Virginia Tech	1:52.82	1:53.45	14
r:+0.63 25.32		53.92 (28.60) 1:23.14 (29.22)	1:53.45 (30.31)		
6 Claverie, Carlos	SO	Louisville	1:54.04	1:53.55	13
r:+0.71 25.30		53.99 (28.69) 1:23.24 (29.25)	1:53.55 (30.31)		
7 Kaeser, Yannick	SR	Virginia	1:53.96	1:53.64	12
r:+0.76 25.42		54.16 (28.74) 1:23.62 (29.46)	1:53.64 (30.02)		
8 Kurz, Tanner	SR	Indiana	1:54.29	1:54.56	11
r:+0.69 25.22		54.12 (28.90) 1:23.95 (29.83)	1:54.56 (30.61)		
<b>B - Final</b>					
9 Stumph, Steven	JR	Southern Cali	1:54.62	1:53.99	9
r:+0.70 26.32		55.47 (29.15) 1:24.75 (29.28)	1:53.99 (29.24)		
10 Castillo Luna, Mauro	SO	Texas A&M	1:55.11	1:54.35	7
r:+0.64 26.07		54.86 (28.79) 1:24.44 (29.58)	1:54.35 (29.91)		
11 Hoppe, Connor	SO	California	1:55.35	1:54.46	6
r:+0.64 25.50		54.60 (29.10) 1:24.44 (29.84)	1:54.46 (30.02)		
12 Macdonald, DJ	SR	Ohio St	1:55.58	1:54.62	5
r:+0.69 25.84		55.52 (29.68) 1:24.89 (29.37)	1:54.62 (29.73)		
13 Trussov, Roman	SR	Iowa	1:55.36	1:55.24	4
r:+0.67 25.52		54.58 (29.06) 1:24.32 (29.74)	1:55.24 (30.92)		
14 Taylor, Cody	SO	Indiana	1:54.39	1:55.46	3
r:+0.73 26.36		55.92 (29.56) 1:25.62 (29.70)	1:55.46 (29.84)		
15 Evdokimov, Alex	SO	Cornell	1:55.17	1:55.90	2
r:+0.67 27.05		55.69 (28.64) 1:25.92 (30.23)	1:55.90 (29.98)		
16 Vissering, Carsten	FR	Southern Cali	1:54.73	1:56.00	1
r:+0.64 26.14		55.27 (29.13) 1:25.62 (30.35)	1:56.00 (30.38)		



2016 NCAA Division 1 Men's Swimming & Diving - 03/23/16 to 03/26/16

Results - Finals - Saturday

Event 19 Men 200 Yard Butterfly

NCAA:	1:37.97	N	03/26/16	Joseph Schooling	Texas-ST
American:	1:38.06	A	03/26/16	Jack Conger	Texas-ST
U. S. Open:	1:37.97	O	03/26/16	Joseph Schooling	Texas-ST
Championship:	1:37.97	C	03/26/16	Joseph Schooling	Texas-ST
Pool:	1:37.97	P	03/26/16	Joseph Schooling	Texas-ST

Name	Yr	School	Prelim Time	Finals Time	Points
<b>A - Final</b>					
1 Schooling, Joseph	SO	Texas	1:41.16	1:37.97N	20
r:+0.62 23.05		47.53 (24.48)	1:12.54 (25.01)	1:37.97 (25.43)	
2 Conger, Jack	JR	Texas	1:40.04	1:38.06A	17
r:+0.69 22.05		46.88 (24.83)	1:11.92 (25.04)	1:38.06 (26.14)	
3 Seliskar, Andrew	FR	California	1:41.29	1:39.95	16
r:+0.64 22.23		47.85 (25.62)	1:13.53 (25.68)	1:39.95 (26.42)	
4 Clark, Pace	JR	Georgia	1:42.07	1:40.17	15
r:+0.62 22.54		47.87 (25.33)	1:14.06 (26.19)	1:40.17 (26.11)	
5 McCurdy, Christian	SR	NC State	1:41.59	1:41.06	14
r:+0.74 22.84		48.27 (25.43)	1:14.18 (25.91)	1:41.06 (26.88)	
6 Bosch, Dylan	SR	Michigan	1:40.70	1:41.11	13
r:+0.67 22.45		47.40 (24.95)	1:13.51 (26.11)	1:41.11 (27.60)	
7 Bentz, Gunnar	SO	Georgia	1:41.57	1:41.85	12
r:+0.70 23.17		49.49 (26.32)	1:16.02 (26.53)	1:41.85 (25.83)	
8 Morris, Hugo	SO	Auburn	1:41.64	1:42.06	11
r:+0.64 22.33		48.30 (25.97)	1:14.61 (26.31)	1:42.06 (27.45)	
<b>B - Final</b>					
9 Switkowski, Jan	SO	Florida	1:42.26	1:41.40	9
r:+0.69 22.83		48.67 (25.84)	1:14.95 (26.28)	1:41.40 (26.45)	
10 Lanza, Vinicius	FR	Indiana	1:42.51	1:41.80	7
r:+0.71 22.71		49.18 (26.47)	1:15.52 (26.34)	1:41.80 (26.28)	
11 Wright, Justin	SO	Arizona	1:42.28	1:42.77	6
r:+0.61 23.53		48.99 (25.46)	1:15.46 (26.47)	1:42.77 (27.31)	
12 Mendes, Arthur	SR	Auburn	1:42.58	1:43.15	5
r:+0.64 22.79		48.67 (25.88)	1:15.56 (26.89)	1:43.15 (27.59)	
13 White, Evan	SO	Michigan	1:42.92	1:43.17	4
r:+0.62 23.24		49.58 (26.34)	1:16.32 (26.74)	1:43.17 (26.85)	
14 Litherland, Mick	SO	Georgia	1:42.98	1:43.36	3
r:+0.71 23.26		49.78 (26.52)	1:16.53 (26.75)	1:43.36 (26.83)	
15 Park, Patrick	SO	Arizona St	1:42.83	1:43.72	2
r:+0.69 23.79		50.14 (26.35)	1:16.39 (26.25)	1:43.72 (27.33)	
16 Umbach, Gray	SR	Stanford	1:42.83	1:43.85	1
r:+0.73 22.88		48.55 (25.67)	1:15.49 (26.94)	1:43.85 (28.36)	



2016 NCAA Division 1 Men's Swimming & Diving - 03/23/16 to 03/26/16

Results - Finals - Saturday

Event 20 Men Platform Diving

Championship: 548.90 C 03/26/11 Nick McCrory  
 Pool: 509.25 P 03/26/16 Zhipeng Zeng

Duke  
 Ohio St-OH

Name	Yr	School	Prelim Score	Finals Score	Points
<b>A - Final</b>					
1 Zeng, Zhipeng	SO	Ohio St	509.25	499.10	20
2 Quintero, Rafael	SR	Arizona	475.70	482.30	17
3 Lazeroff, Scott	FR	Auburn	399.25	436.75	16
4 Anderson, Mark	JR	Texas	414.70	421.55	15
5 Pollard, Manny	SR	Minnesota	390.50	393.75	14
6 Miclau, Theodore	SO	Stanford	390.25	378.00	13
7 Grisell, Dylan	JR	Florida St	393.40	366.75	12
8 Robles Rodriguez, Mauricio	SR	Tennessee	394.65	351.20	11
<b>B - Final</b>					
9 Barnard, Matt	JR	Minnesota	358.65	399.15	9
10 Gismervik, Amund	SR	Hawaii	371.65	362.10	7
11 Masterton, Sebastian	FR	Kentucky	373.20	353.60	6
12 Gotro, Jordan	JR	South Carolina	364.30	349.40	5
13 Goodwin, Kyle	FR	Missouri	360.20	340.05	4
14 Homza, Bradley	JR	Georgia Tech	378.10	335.40	3
15 Showalter, Max	FR	Purdue	368.70	325.20	2
16 Henschel, Tyler	SO	Texas A&M	379.50	283.80	1

Event 21 Men 400 Yard Freestyle Relay

NCAA: 2:46.03 N 02/21/09  
 American: 2:47.02 A 03/28/09  
 U. S. Open: 2:46.03 O 02/21/09  
 Championship: 2:46.56 C 03/17/07  
 Pool: 2:47.36 P 03/26/16

Auburn  
 J Andkjaer, G Louw, K Norys, M Targett  
 Texas  
 J Feigen, R Berens, P Jameson, D Walters  
 Auburn  
 J Andkjaer, G Louw, K Norys, M Targett  
 Auburn  
 J Andkjaer, C Cielo, M Targett, B Lundquist  
 NC State  
 R Held, S Bilis, A Schiellerup, S Dahl  
 NC State-NC

Team	Relay	Prelim Time	Finals Time	Points
<b>A - Final</b>				
1 NC State		2:47.36	2:46.81 P	40
	1) Held, Ryan SO	2) r:0.49 Bilis, Simonas SR	3) r:0.33 Schiellerup, Andreas JR	4) r:0.25 Dahl, Soeren JR
	r:+0.66 19.80	41.82 (41.82)	1:00.90 (19.08)	1:22.62 (40.80)
	1:42.38 (19.76)	2:04.72 (42.10)	2:24.46 (19.74)	2:46.81 (42.09)
2 Texas		2:51.40	2:46.85 P	34
	1) Ringgold, Brett SO	2) r:0.25 Schooling, Joseph SO	3) r:0.19 Murray, John SR	4) r:0.20 Conger, Jack JR
	r:+0.73 19.71	41.61 (41.61)	1:01.58 (19.97)	1:23.58 (41.97)
	1:43.44 (19.86)	2:05.70 (42.12)	2:25.21 (19.51)	2:46.85 (41.15)



2016 NCAA Division 1 Men's Swimming & Diving - 03/23/16 to 03/26/16

Results - Finals - Saturday

A - Final ... (Event 21 Men 400 Yard Freestyle Relay)

Team	Relay	Prelim Time	Finals Time	Points
3 Florida		2:48.70	2:47.16 P	32
1) Dressel, Caeleb SO	2) r:0.25 Main, Corey SR	3) r:0.30 Szaraneck, Mark SO	4) r:0.33 Switkowski, Jan SO	
r:+0.65 19.35	40.86 (40.86)	1:00.45 (19.59)	1:22.92 (42.06)	
1:42.90 (19.98)	2:05.29 (42.37)	2:25.22 (19.93)	2:47.16 (41.87)	
4 Indiana		2:50.10	2:49.10	30
1) Tavcar, Anze JR	2) r:0.28 Khalafalla, Ali SO	3) r:0.23 Lorentz, Sam JR	4) r:0.26 Pieroni, Blake SO	
r:+0.75 20.18	42.38 (42.38)	1:02.29 (19.91)	1:24.79 (42.41)	
1:44.82 (20.03)	2:07.62 (42.83)	2:27.32 (19.70)	2:49.10 (41.48)	
5 Georgia		2:51.29	2:49.84	28
1) Koski, Matias SR	2) r:0.28 Dale, Taylor JR	3) r:0.26 Bentz, Gunnar SO	4) r:0.37 Trice, Michael SR	
r:+0.68 20.49	42.62 (42.62)	1:02.42 (19.80)	1:25.42 (42.80)	
1:45.66 (20.24)	2:07.67 (42.25)	2:27.26 (19.59)	2:49.84 (42.17)	
6 Alabama		2:51.30	2:49.96	26
1) Bams, Laurent SO	2) r:0.47 Reid, Christopher SO	3) r:0.41 Howard, Robert FR	4) r:0.37 Gkolomeev, Kristian JR	
r:+0.67 20.57	42.79 (42.79)	1:03.12 (20.33)	1:25.35 (42.56)	
1:45.62 (20.27)	2:08.44 (43.09)	2:27.96 (19.52)	2:49.96 (41.52)	
7 Auburn		2:51.01	2:50.93	24
1) Mendes, Arthur SR	2) r:0.43 Darmody, Kyle JR	3) r:0.04 Molacek, Jacob SO	4) r:0.04 Holoda, Peter SO	
r:+0.61 20.53	42.82 (42.82)	1:03.06 (20.24)	1:25.90 (43.08)	
1:45.91 (20.01)	2:08.74 (42.84)	2:28.36 (19.62)	2:50.93 (42.19)	
--- California		2:49.67	DQ	
1) Gutierrez, Long JR	2) r:-0.07 Williams, Trent SR	3) r:0.09 Lynch, Justin SO	4) r:0.16 Murphy, Ryan JR	
r:+0.65 20.38	42.83 (42.83)	1:03.05 (20.22)	1:25.63 (42.80)	
1:45.51 (19.88)	2:07.88 (42.25)	2:27.32 (19.44)	DQ (41.56)	

B - Final

9 Michigan		2:52.40	2:51.17	18
1) Powers, Paul SO	2) r:0.12 Sanders, Tristan SO	3) r:0.03 Brumm, Pete SR	4) r:0.24 Nielsen, Anders SR	
r:+0.62 20.10	42.67 (42.67)	1:02.70 (20.03)	1:25.36 (42.69)	
1:45.52 (20.16)	2:08.31 (42.95)	2:28.28 (19.97)	2:51.17 (42.86)	
10 Stanford		2:51.93	2:51.54	14
1) Perry, Sam SO	2) r:0.21 Garnier, Jeff SR	3) r:0.32 Duggan, Sean SR	4) r:0.20 DeShon, Spencer JR	
r:+0.60 20.21	42.67 (42.67)	1:03.00 (20.33)	1:25.78 (43.11)	
1:46.40 (20.62)	2:08.83 (43.05)	2:29.07 (20.24)	2:51.54 (42.71)	
11 Wisconsin		2:52.59	2:51.83	12
1) Clifton, Cannon JR	2) r:0.17 Pinfold, Brett JR	3) r:0.25 Stack, Ryan SO	4) r:0.37 Barsanti, Ryan JR	
r:+0.64 20.22	43.22 (43.22)	1:03.38 (20.16)	1:25.65 (42.43)	
1:46.15 (20.50)	2:08.94 (43.29)	2:29.12 (20.18)	2:51.83 (42.89)	
12 Tennessee		2:52.22	2:51.99	10
1) Decoursey, Kyle FR	2) r:0.29 Aberg Lejdstrom, Gustav	3) r:0.23 Coetzee, Ryan SO	4) r:0.30 Lehane, Sean SR	
r:+0.71 20.79	43.20 (43.20)	1:03.43 (20.23)	1:26.09 (42.89)	
1:46.22 (20.13)	2:09.20 (43.11)	2:29.52 (20.32)	2:51.99 (42.79)	
13 Louisville		2:51.47	2:52.18	8
1) Lindenbauer, Matthias JR	2) r:0.17 Tarasevich, Grigory JR	3) r:0.17 Boland, David JR	4) r:0.18 Carroll, Trevor JR	
r:+0.67 20.73	43.25 (43.25)	1:03.13 (19.88)	1:25.52 (42.27)	
1:46.18 (20.66)	2:09.47 (43.95)	2:29.54 (20.07)	2:52.18 (42.71)	



2016 NCAA Division 1 Men's Swimming & Diving - 03/23/16 to 03/26/16

Results - Finals - Saturday

B - Final ... (Event 21 Men 400 Yard Freestyle Relay)

Team	Relay	Prelim Time	Finals Time	Points
14 Missouri		2:52.52	2:52.26	6
1) Margritier, Matthew SR	2) r:0.14 Schreuders, Mikel FR	3) r:0.25 Schwingenschlogl, Fabiar	4) r:0.25 Chadwick, Michael JR	
r:+0.63 21.10	43.87 (43.87)	1:04.20 (20.33)	1:27.11 (43.24)	
1:47.50 (20.39)	2:11.03 (43.92)	2:30.64 (19.61)	2:52.26 (41.23)	
15 Southern Cali		2:52.79	2:53.73	4
1) Tribunsov, Ralf SO	2) r:0.21 Mulcare, Pat FR	3) r:0.31 Morgan, David JR	4) r:0.29 Malone, Reed JR	
r:+0.70 20.50	43.18 (43.18)	1:03.55 (20.37)	1:26.49 (43.31)	
1:47.08 (20.59)	2:10.27 (43.78)	2:30.80 (20.53)	2:53.73 (43.46)	
--- Arizona		2:52.64	DQ	
1) Richmond, Renny JR	2) r:0.09 Dobbs, Chatham FR	3) r:0.05 Maudslien, Thane JR	4) r:-0.03 Idensohn, Chad FR	
r:+0.63 20.73	43.42 (43.42)	1:03.83 (20.41)	1:25.99 (42.57)	
1:46.43 (20.44)	2:09.20 (43.21)	2:28.83 (19.63)	DQ (42.62)	

Scores - Men

Men - Team Rankings - Through Event 21

1. Texas	541.5	2. California	351
3. Florida	334	4. NC State	314
5. Georgia	239.5	6. Alabama	225
7. Tennessee	188	8. Missouri	184
9. Indiana	180.5	10. Auburn	167
11. Louisville	164.5	12. Michigan	158
13. Southern Cali	117	14. Stanford	112.5
15. Ohio St	91	16. Arizona	87
17. South Carolina	71	18. Wisconsin	53
19. Virginia Tech	44.5	20. Minnesota	41
21. Brigham Young	40	22. University of Miami	31
22. Pittsburgh	31	24. Penn	26
25. Texas A&M	20	26. UNC	16
26. Air Force	16	28. Virginia	15
28. Cleveland St	15	30. Oakland	13
31. Hawaii	12	31. Florida St	12
33. George Washington	11	33. Yale	11
35. Univ of Utah	9	35. Unlv	9
37. Georgia Tech	8	37. Princeton	8
39. Duke	7	40. Lsu	6
40. Iowa	6	40. Kentucky	6
43. Purdue	5	44. Cornell	2
44. Penn State University	2	44. Harvard	2
44. Arizona St	2		

