

TEXAS BASEBALL

Texas Media Relations • P.O. Box 7399 • Austin, Texas 78713
Assistant Media Relations Director/Baseball Contact: Justin Moore • Office: (512) 232-9438
Email: justin.moore@utexas.edu

Six-Time National Champions
1949 • 1950 • 1975 • 1983 • 2002 • 2005

TEXAS
LONGHORNS



30-25

NCAA
REGIONAL



THE BASICS

Record.....	30-25	Appearances.....	57
Ranking.....	NR	Record.....	131-49
Last Season.....	46-21	Championships.....	36
Coach.....	Augie Garrido (last 2014 in Houston)	
Career Record (47 yrs.) ..	1,950-917-9 (.680)	Appearances w/ Garrido15 & 9 wins
Record at UT (19 yrs.) ...	799-393-2 (.670)	In 2014.....	3-1
	Houston Reg. Champs.	

IN THE REGION

No. 1 Dallas Baptist Patriots

Record: 43-13
UT's Record against: 46-7
(All prior meetings in Austin)
Last Meeting: Texas won 5-0 on March 18, 2014



No. 2 Oregon State Beavers

Record: 38-16-1
UT's Record against: 1-0
(Only meeting came in CWS)
Last Meeting: Texas won 10-1 on June 13, 1952



No. 4 VCU Rams

Record: 37-22
UT's Record against: 8-1
(All prior meetings in Austin)
Last Meeting: Texas swept a three-game set
Feb. 22-24, 2008



ON THE AIR

TV

ESPN Networks

Kevin Dunn (Play-by-Play)
Keith Moreland (Analyst)



RADIO

AM 1300 The Zone & TexasSports.com/Audio

Craig Way (Play-by-Play)
Bill Little (Analyst)



LIVE STATS

NCAA.com/scoreboard/baseball/d1/

UPDATED BIOS & STATS

TexasSports.com

No. 3 seed Texas (30-25) at the NCAA Dallas Regional May 29-June 1 Horner Ballpark (Dallas, Texas)

A LOOK AT THE REGIONAL

- Fresh off of its record fifth Big 12 Tournament championship, Texas was awarded the No. 3 seed in the Dallas Regional hosted by Dallas Baptist, where the Patriots are the No. 1 seed. Oregon State is the No. 2 seed and Virginia Commonwealth is the No. 4 seed in the region.
- The Longhorns (30-25) will open double elimination play Friday, May 29 against the Beavers (38-16-1) at 1:30 p.m. Central.
- UT is making its 57th appearance in an NCAA Regional, most by any school in Division I. Texas is making its 15th appearance in the NCAA Tournament under head coach Augie Garrido, having advanced to nine Super Regionals and to the College World Series eight times (2000, 2002-05, 2009, 2011, 2014).

A LOOK AT THE LONGHORNS

- The Longhorns were able to win their record fifth Big 12 Tournament thanks to three complete games and a 1.75 ERA over the four games in Tulsa, a similar effort to the 1.72 mark the team posted in 2014 during 15 games in the postseason.
- With the win in the championship game, the Longhorns have now hit the 30-win mark in 16 of the last 17 seasons.
- Parker French and Connor Mayes earned Co-Most Outstanding Pitcher honors for the tournament. Both threw complete games victories (Mayes' was a shutout) and French picked up an additional victory in relief in the title game.
- Zane Gurwitz was named Big 12 Tournament Most Outstanding Player after going 8-for-13 in the tournament, including a game-winning two-RBI single in the championship game.
- Joe Baker, Tres Barrera, Bret Boswell and Brooks Marlow were also named to the All-Tournament Team for their efforts.
- On May 19, the Big 12 announced that Ben Johnson received first-team All-Big 12 honors and Barrera and French earned second team recognition for their seasons.
- In addition, Boswell, Michael Cantu and Mayes gave UT a league-high three players on the All-Freshman Team.
- The Longhorns have won four straight regional championships (2009, 2010, 2011, 2014).
- Garrido is a win away from number 800 in his 19-year career at Texas. The winningest coach in collegiate history, he has an 81-43 record in 33 NCAA Regional appearances.

2015 SCHEDULE

Date	Opponent (TV)	Time/Score
Feb. 13	at Rice	W, 3-1
Feb. 14	at Rice (DH)	L, 9-10
Feb. 14	at Rice (DH)	L, 2-5
Feb. 15	at Rice	W, 4-3 (10)
Feb. 17	UT SAN ANTONIO (LHN)	W, 14-2
Feb. 20	MINNESOTA (LHN)	W, 13-2
Feb. 21	MINNESOTA (LHN) (DH)	W, 5-0
Feb. 21	MINNESOTA (LHN) (DH)	W, 5-0
Feb. 22	MINNESOTA (LHN)	W, 8-0
Feb. 25	UT-PAN AMERICAN	W, 5-4
March 1	SAN DIEGO (LHN) (DH)	L, 1-3
March 1	SAN DIEGO (LHN) (DH)	L, 1-6
March 5	at Stanford	L, 4-5
March 6	at Stanford	L, 3-5
March 7	at Stanford	W, 3-1
March 8	at Stanford	W, 12-4
March 10	INCARNATE WORD (LHN)	W, 7-1
March 13	WEST VIRGINIA * (LHN)	W, 4-3 (10)
March 14	WEST VIRGINIA * (LHN)	L, 6-7 (10)
March 15	WEST VIRGINIA * (FS1)	W, 5-1
March 17	vs. UT Arlington\$	L, 5-6 (10)
March 20	KANSAS STATE * (LHN)	W, 5-3
March 21	KANSAS STATE * (LHN)	W, 3-1
March 22	KANSAS STATE * (LHN)	W, 6-1
March 24	at Texas State	W, 6-4
March 27	at Nebraska (BTN Plus)	L, 1-3
March 28	at Nebraska (BTN)	L, 0-1 (15)
March 29	at Nebraska (BTN Plus)	L, 2-6
March 31	TAMU-Corpus Christi (LHN)	L, 4-6 (10)
April 3	at Oklahoma State *	L, 3-6 (18)
April 4	at Oklahoma State * (ESPNU)	L, 1-3
April 5	at Oklahoma State * (ESPNU)	L, 3-8
April 7	WICHITA STATE (LHN)	W, 6-4
April 10	OKLAHOMA * (LHN)	L, 2-3 (12)
April 11	OKLAHOMA * (LHN)	W, 4-1
April 12	OKLAHOMA * (LHN)	L, 2-3
April 14	SAM HOUSTON STATE (LHN)	L, 0-5
April 17	at Kansas * (ESPN3)	W, 3-2 (14)
April 18	at Kansas * (ESPN3)	L, 4-5
April 19	at Kansas * (ESPN3)	W, 16-7
April 21	TEXAS STATE (LHN)	W, 7-3
April 25	at TCU *	L, 5-6
April 25	at TCU * (FSSW) (DH)	L, 6-11
April 26	at TCU * (FSSW+) (DH)	L, 1-7
April 28	PRAIRIE VIEW A&M (LHN)	W, 12-4
May 1	TEXAS TECH * (LHN)	W, 3-0
May 2	TEXAS TECH * (LHN)	L, 1-9
May 3	TEXAS TECH * (LHN)	L, 1-5
May 5	TEXAS STATE (LHN)	Canceled
May 16	at Baylor * (FSSW)	W, 6-5
May 17	at Baylor * (FSSW+) (DH)	L, 1-7
May 17	at Baylor * (FSSW+) (DH)	W, 11-1 (7)
May 20-24 Big 12 Tournament (Tulsa, Okla.)		
May 20	vs. Texas Tech (FCS)	W, 2-1
May 21	vs. Baylor (FCS)	W, 4-3
May 23	vs. Baylor (FCS)	W, 4-0
May 24	vs. Oklahoma State (FS1)	W, 6-3
May 29-June 1 NCAA Regional (Dallas, Texas)		

All times Central / DH - Doubleheader /

* Big 12 Conference game / \$ played at Globe Life Park

WHAT'S INSIDE

Potential Lineup & Game Notes.....	2
Game Notes.....	3-9
2014 Notes.....	10
Head Coach Augie Garrido.....	11
Last Time it Happened.....	12
Pitcher Profiles.....	13-19
Hitter Profiles.....	20-23
Statistics.....	24-27
Roster.....	28

FOLLOW TEXAS BASEBALL



@Texas_Baseball



UTEXASBASEBALL

TexasSports.com

Quick Facts

UNIVERSITY AND ATHLETICS

School _____ University of Texas
 City/Zip _____ Austin, TX 78713-7399
 Founded _____ 1883
 Enrollment _____ 52,076 (39,995 undergraduate)
 Nickname _____ Longhorns
 School Colors _____ Burnt Orange & White (Pantone 159)
 Home Field/Capacity _____ UFCU Disch-Falk Field /7,237
 Date Opened _____ February 17, 1975
 Surface _____ FieldTurf
 Dimensions _____ LF - 340, CF - 400, RF - 325,
 _____ Alleys - 375
 Affiliation _____ NCAA Division I
 Conference _____ Big 12 Conference
 President _____ William C. Powers, Jr.
 Alma Mater/Year _____ California, 1967
 Director of Athletics _____ Steve Patterson
 Alma Mater/Year _____ Texas, 1980
 Athletic Department Phone _____ (512) 471-6036
 Ticket Office Phone _____ (512) 471-3333

HISTORY

First Year of Baseball _____ 1895
 All-Time Collegiate Record _____ 3,282-1,095-28 (.748)
 All-Time Overall Record _____ 3,452-1,243-32 (.734)
 Years in CWS/Last _____ 35/2014
 Years in NCAA Regionals/Last _____ 56/2014

COACHES & SUPPORT STAFF

Head Coach _____ Augie Garrido
 Alma Mater/Year _____ Fresno State, 1961
 Record at School/Years _____ 799-393-2 (.670)/19
 Career Record/Years _____ 1,950-917-9 (.680)/47
 Baseball Office Phone _____ (512) 471-5732
 Baseball Office Fax _____ (512) 471-5516
 Assistant Coach _____ Skip Johnson
 Alma Mater/Year _____ UT Pan American, 1990
 Assistant Coach _____ Tommy Nicholson
 Alma Mater/Year _____ Texas, 2006
 Volunteer Assistant Coach _____ Ryan Russ
 Alma Mater/Year _____ Texas, 2011
 Director of Baseball Operations _____ Drew Bishop
 Baseball Academic Counselor _____ Dr. Randa Ryan
 Baseball Administrative Associate _____ Heather Vacek
 Baseball Athletic Trainer _____ Michael West
 Baseball Strength Coach _____ Lance Sewell
 Baseball Equipment Manager _____ Vince Alcazar
 Baseball Athletic Trainer _____ Michael West

MEDIA INFORMATION

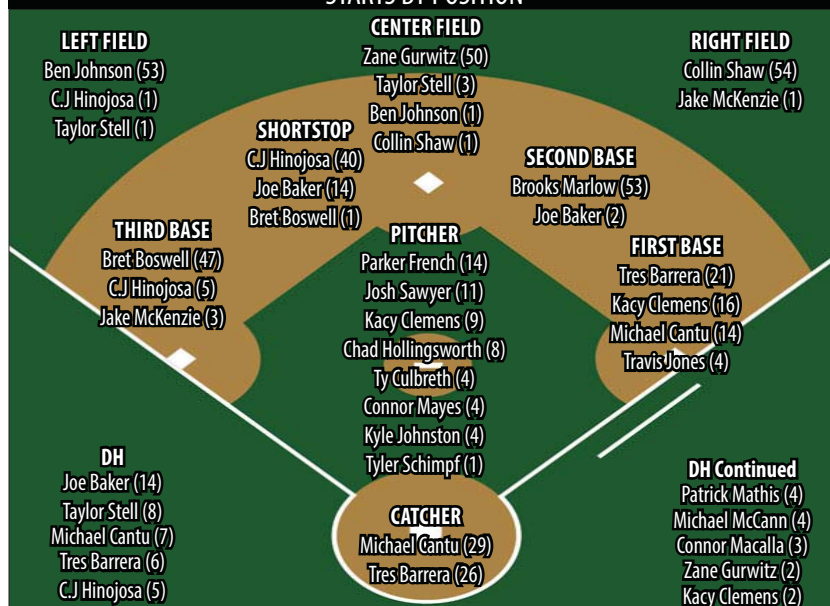
Radio Station _____ KVET (1300 AM/98.1 FM)
 Contact/Play-By-Play _____ Craig Way
 Address _____ 705 North Lamar, Austin, TX 78703
 Phone _____ (512) 684-7434
 Fax _____ (512) 473-2233
 Web Site _____ www.TexasSports.com

PROBABLE STARTERS

No.	Pos.	Name, Yr.	GP/GS	Avg.	AB	R	H	2B/3B	HR	RBI	SB	OPS
1	C	Tres Barrera, So.	55/55	.288	205	38	59	8/3	9	32	0-0	.884
7	1B	Michael Cantu, Fr.	51/51	.253	182	24	46	8/0	1	20	0-1	.680
8	2B	Brooks Marlow, Sr.	53/53	.250	208	18	52	8/1	5	22	0-0	.690
9	SS	C.J. Hinojosa, Jr.	52/51	.244	205	26	50	9/2	7	30	4-7	.732
17	3B	Bret Boswell, r-Fr.	50/48	.249	173	24	43	9/1	2	20	0-0	.716
14	LF	Ben Johnson, Jr.	54/54	.339	233	38	79	11/7	5	31	16-20	.913
50	CF	Zane Gurwitz, So.	52/52	.265	170	31	45	6/3	4	24	6-10	.776
4	RF	Collin Shaw, Sr.	55/55	.248	218	25	54	19/2	5	32	8-16	.740
12	DH	Joe Baker, Fr.	35/30	.297	118	14	35	6/0	1	13	5-6	.753

- ▶ C.J. Hinojosa provided six of the 20 long balls in Big 12 play, and Ben Johnson (55) and Hinojosa (53) finished first and second in the league in total bases during conference games. Texas led the league in slugging in conference games (.400) (more on page 6).
- ▶ Senior right-hander Parker French earned the 21st and 22nd wins of his career in the Big 12 Tournament. The righty tossed a complete game win vs. Texas Tech on May 20 and nabbed a second win in relief against Oklahoma State in the title game. The start vs. Tech also moved him into fifth all-time in school history in pitching starts (he now has 53). For the year, French is seventh in the Big 12 in ERA (2.33) and leads the team in wins (5).
- ▶ Senior Kirby Bellow got the save in the championship by tossing two scoreless innings, giving him 13 consecutive outings without surrendering an earned run.
- ▶ Though he did not reach safely in two games of the Big 12 Tournament, Tres Barrera has still reached base in 49 of 55 games, including the first 17 of the year. The sophomore is also one of just two Longhorns to start all 55 games this season (Collin Shaw the other).
- ▶ Junior left fielder Ben Johnson leads the Big 12 in triples (7), ranks second in multi-hit games (26), is third in total bases (119) and tied for third in hits (79).
- ▶ Nine of UT's 25 losses have come by one run (most in Big 12), five by two runs and six in extra innings. However, the Horns did win back-to-back one-run games in the Big 12 Tournament (5/20 vs. Texas Tech & 5/21 vs. Baylor).
- ▶ UT matched Baylor for the lead league with 12 selections to the 2015 Academic All-Big 12 Baseball team, while the Longhorns' nine members on the first team were a league best.
- ▶ Despite being just five game over .500 thus far, UT has posted a plus-54 run differential over the course of the season (260 to 206).
- ▶ Freshman Connor Mayes is fifth in the Big 12 in appearances with 27 and leads conference freshmen with a 2.29 ERA and .215 batting average against. His ERA sits sixth best overall in the Big 12, and the .215 opp. b/avg. is fifth.
- ▶ Mayes also became the first player to record two games of 10-plus strikeouts in the same season (3/14 vs. West Virginia & 5/23 vs. Baylor) since Taylor Jungmann did so in 2011.
- ▶ The freshman's complete game shutout vs. Baylor on May 23 was the first by a UT pitcher since Brandon Workman did it on June 4, 2010.

STARTS BY POSITION



Dallas Regional Schedule

FRIDAY

Game 1

#2 Oregon State (38-16-1) vs. #3 Texas (30-25)
1:30 p.m. CT, ESPN3

Game 2

#1 Dallas Baptist (43-13) vs. #4 VCU (37-22),
6 p.m. CT, ESPN3

SATURDAY

Game 3

Loser Game 1 vs. Loser Game 2
11 a.m., ESPN2

Game 4

Winner Game 1 vs. Winner Game 2
6 p.m., ESPN/ESPN3

SUNDAY

Game 5

Loser Game 4 vs. Winner Game 3
Noon, ESPN2

Game 6

Winner Game 4 vs. Winner Game 5
7 p.m., ESPN3

MONDAY

Game 7

Rematch of Game 6 (If necessary)
7 p.m., ESPN/ESPN3

Last Five Regional Appearances

2008

Houston Regional (Houston, Texas)

St. John's	L	1-2
Sam Houston State	W	13-3
St. John's	W	4-3
Rice	L	4-7

Second Place

2009

Austin Regional (Austin, Texas)

Army	W	3-1
Boston College	W	3-2 (25)
Army	W	14-10

Austin Regional Champion

2010

Austin Regional (Austin, Texas)

Rider	W	11-0
Louisiana	W	4-2
Rice	W	4-1

Austin Regional Champion

2011

Austin Regional (Austin, Texas)

Princeton	W	5-3
Kent State	L	5-7
Texas State	W	4-3
Kent State	W	9-3
Kent State	W	5-0

Austin Regional Champion

2014

Houston Regional (Houston, Texas)

Texas A&M	W	8-1
Rice	W	3-2 (11)
Texas A&M	L	2-3
Texas A&M	W	4-1

Houston Regional Champion

- ▶ UT is outscoring its opponents 78-33 in the seventh and eighth innings this season, and is 22-0 when leading after seven frames.
- ▶ Texas scored first in all four games of the Big 12 Tournament this past weekend, and the Horns are 22-6 this season when doing so.
- ▶ 13 different Longhorns batted in the Big 12 Tournament and 11 got at least one hit. Last season, only 10 players batted throughout the entire duration of the postseason.
- ▶ Texas has the 30th most difficult schedule in the country according to BoydsWorld.com. The Longhorns entered the year with the fourth-ranked intended strength of schedule (Chart on p. 5).
- ▶ UT pitchers rank third in the Big 12 in ERA (3.15) and the bullpen has a 2.48 mark.
- ▶ Brooks Marlow ranks third in school history with 657 assists, and is also third in double plays with 141 (chart on p. 7).
- ▶ UT has scored 121 of its 260 runs (46.5%) on the year with two down in the inning, including eight of its 16 runs in the Big 12 Tournament.
- ▶ Joe Baker (.405), Ben Johnson (.329) and C.J. Hinojosa (.313) have come up with clutch two out this season (Averages are with two outs).
- ▶ Of Texas' 260 runs, 165 (63.5%) have come when the leadoff man gets aboard.
- ▶ Both Ben Johnson (.913) and Tres Barrera (.884) boast on an OPS over .800. Mark Payton (.811) was the only Longhorn with an OPS over .800 last season. The lineup currently holds a team OPS of .743 after posting a .709 mark in 2014.
- ▶ Both Johnson (March 8) and Barrera (Feb. 17) have had five-hit games this season, marking the first time two Longhorns have recorded five-hit games in the same year since 2007 (Josh Prince and Bradley Suttle, chart on p. 7).
- ▶ Texas has 10 multi-home run games this season after having just two in 2014, and the Horns are 9-1 in those games. UT hitters also have 116 multi-hit games (2.3 a game).
- ▶ The 16 run game at Kansas on April 19 marked the most runs by UT since 2011, most extra base hits (13) in the BBCOR bat era (since '11), the most homers in a game (5) since 2010 and the 23 hits were the most since UT matched the school record of 25 in 1998.
- ▶ Junior shortstop C.J. Hinojosa shined in the game, as he became the first Longhorn to hit for the cycle since Kyle Russell on 4/24/07, while driving in four and scoring three times.
- ▶ Ben Johnson also homered twice that day, the second time this season he's done that this year (also March 5 at Stanford). He's the first Longhorn with two multi-home run games in a season since Kevin Keyes did it three times in 2010.
- ▶ Junior left-hander Travis Duke ranks eighth in the NCAA with a career ERA of 1.70 over 95 1/3 innings of work.

ALL BIG 12 - Texas placed three players on the All-Big 12 Baseball Team, a league-high three on the All-Freshman Team and seven on the Big 12 All-Tournament Team, including Zane Gurwitz who was named Most Outstanding Player.

- Ben Johnson received first-team All-Big 12 honors

- Parker French and Tres Barrera received second team recognition

- Bret Boswell, Michael Cantu and Connor Mayes were placed on the All-Freshman Team

- Zane Gurwitz was named Big 12 Tournament Most Outstanding Player after going 8-for-13 in the tournament, including a game-winning two-RBI single in the championship game.

- Parker French and Connor Mayes earned Co-Most Outstanding Pitcher honors. Both threw complete games victories (Mayes' was shutout) and French picked up an another win in relief.

- Joe Baker, Tres Barrera, Bret Boswell and Brooks Marlow were also named to the All-Tournament Team for their efforts over the four games.

BULLPEN BOOST - The bullpen has tossed 232 2/3 innings this season and holds a 2.48 ERA. The relievers saw a streak of 22 2/3 scoreless frames come to an end against Texas A&M Corpus Christi (3/31) when Jake McKenzie (2-0, 0.53 ERA in 17 IP) gave up his first and only run of the season via a long ball in the sixth inning. Connor Mayes also saw his scoreless streak out of the pen come to an end against the Islanders when he surrendered three runs in the 10th inning, but he still holds a 1.87 ERA out of the pen this season in 43 1/3 innings with 33 strikeouts to lead all UT relievers. Travis Duke boasts a career ERA of 1.70 in 95 1/3 innings of work, which ranks ninth nationally among active career leaders, and junior left-handers Kirby Bellow (1.04 ERA, 34 2/3 IP) and Ty Culbreth (2.36 ERA, 26 2/3 IP out of the pen) have five and four saves respectively.

FLASHING THE LEATHER - Brooks Marlow was named to the 2014 Rawlings Division I Gold Glove Team. The four year starter at second base fielded at a .991 clip last season and holds a .979 career fielding percentage.

TEXAS IN THE 2015 RANKINGS						
	PG	CB	BA	BW	CP	D1
End 2014	3	3	4	3	3	
Preseason	6	7	10	6	6	10
Feb. 16	8	12	10	9	-	10
Feb. 23	8	11	9	9	-	9
March 2	13	15	14	13	12	18
March 9	19	17	22	16	16	18
March 16	18	14	21	14	16	17
March 23	16	10	19	14	12	16
March 30	25	23	NR	18	19	24
April 6	NR	NR	NR	25	NR	NR
April 13	NR	NR	NR	NR	NR	NR
April 20	NR	NR	NR	NR	NR	NR
April 27	NR	NR	NR	NR	NR	NR
May 4	NR	NR	NR	NR	NR	NR
May 11	NR	NR	NR	NR	NR	NR
May 18	NR	NR	NR	NR	NR	NR
May 25	NR	NR	NR	RV	NR	NR
Final	-	-	-	-	-	-

PG: Perfect Game USA; CB: Collegiate Baseball Newspaper; BA: Baseball America; BW: National Collegiate Baseball Writer's Association; CP: USA Today/ESPN Coaches Poll; D1: D1Baseball.com

TEXAS' OPPONENTS IN 2015 (AS OF 5/25)

Opponent (Conference)

Rice (C-USA)	35-20
UT San Antonio (C-USA)	33-25
Minnesota (Big 10)	21-30
UT-Pan American (WAC)	21-30
San Diego (West Coast)	33-22
Stanford (Pac-12)	24-32
Incarnate Word (Southland)	21-33
UT Arlington (Sun Belt)	24-32
Texas State (Sun Belt)	24-32-1
Nebraska (Big 10)	34-23
Texas A&M Corpus Christi (Southland)	26-27
Wichita State (Missouri Valley)	26-33
Sam Houston State (Southland)	31-28
Prairie View A&M (SWAC)	15-36
Non-Conference	368-403-1 (.477)
West Virginia	27-27
Kansas State	27-30
Oklahoma State	37-18
Oklahoma	34-27
Kansas	23-32
TCU	43-11
Texas Tech	31-24
Baylor	23-32
Big 12 Conference	245-201 (.549)

Overall**613-604-1 (.504)**

WEEKLY/SEASON HONORS

Player Award (Date)

Michael Cantu	Co-Big 12 Newcomer of the Week (Feb. 23)
Connor Mayes	Newcomer of the Week (March 16)
Michael Cantu	Co-Big 12 Newcomer of the Week (April 20)
C.J. Hinojosa	Big 12 Player of the Week (May 18)
Ben Johnson	First Team All-Big 12 (May 19)
Tres Barrera and Parker French	Second Team All-Big 12 (May 19)
Bret Boswell, Michael Cantu and Connor Mayes	Big 12 All-Freshman Team (May 19)
Zane Gurwitz	Most Outstanding Player - B12 Tourn. (May 24)
Parker French and Connor Mayes	Co-Most Outstanding Pitcher - Big 12 Tourn. (May 24)
Joe Baker, Tres Barrera, Bret Boswell and Brooks Marlow	Big 12 All-Tournament Team (May 24)

DOUBLE PLAY DUO - Texas second baseman Brooks Marlow and shortstop/third baseman C.J. Hinojosa helped Texas finish first in the Big 12 and tied for second nationally with 71 double plays in 2014. Last season, Marlow was involved in 56 of the double plays and Hinojosa 49, and Marlow has had a hand in 138 double plays in his career, which is third in school history. In its first 55 games in 2015, Texas has turned 51 double plays (third in the Big 12), with Hinojosa contributing on 34 and Marlow on 32.

BEN AT HIS BEST - Ben Johnson set a new career high when he had five hits (5-for-5) in the series finale against Stanford (March 8). Johnson is the second Longhorn to post a five-hit game this season (Tres Barrera 5-for-6 vs. UTSA on Feb. 17), and just the ninth UT batter to accomplish the feat since 2003 (chart on page seven). He is also the first UT hitter to have two multi-homer games in the same year since Kevin Keyes did it three times in 2010.

- Through the first 55 games, the junior left fielder is 79-for-233 (.339) with 11 doubles, seven triples, five home runs, 31 RBIs, 38 runs scored and 16 stolen bases. Johnson leads the Big 12 in triples (7), is second in multi-hit games (26), third in total bases (119) and tied for third in hits (79).

- In Big 12 regular season play, he had a team-leading .350 batting average with 13 extra base hits (eight doubles, three triples, two home runs), seven steals and an OPS of .980 in 23 games. Johnson tied for second in the league with 35 hits and eight doubles, and his 55 total bases led the league during conference play.

- After recording a career-high four steals against Prairie View A&M (4/28), the junior has now recorded career highs in hits (5), home runs (2), RBIs (3), total bases (11) and steals (4) in games this season. The four steals were just one shy of the school record.

BIG 12 LEADERS - Several Longhorns are at or near the top of the Big 12 in a number of categories for the season, including Ben Johnson who is leading the conference in triples (7) and Tres Barrera who is third in home runs (9).

OVERALL STATS								
	RBIs	TB	Hits	HR	Avg.	2B	SB	SLG
Barrera	32	100 (10th)	59	9 (3rd)	.288	8	-	.488 (10th)
Johnson	31	119 (3rd)	79 (t-3rd)	5	.339 (8th)	11	16 (5th)	.511 (6th)
Shaw	32	92	54	5	.248	19 (2nd)	8	.422
	E04	Wins	Saves	Opp. Avg.	IP	App.		
Bellow	1.10	3	5 (t-6th)	.183	34.2	23		
Culbreth	3.48	4	4 (9th)	.279	51.2	26 (t-6th)		
French	2.33 (7th)	5	-	.264	85.0 (9th)	15		
Mayes	2.29 (6th)	2	2 (t-10th)	.215 (5th)	63.0	27 (5th)		

WEEKLY AWARDS - Freshman catcher Michael Cantu was the first Longhorn award winner for 2015 after earning Big 12 Newcomer of the Week Honors (Feb. 16-22). The freshman catcher tied for the team lead with seven RBIs on the week while adding six runs and a pair of doubles, and he drew a team-high six walks to have a team-best .545 on-base percentage.

- Cantu again earned Newcomer of the week honors the week of April 13-19, by going 7-for-14 in the weekend series against Kansas, with a slash line of .500/.714/.563 while doubling and scoring three times each. The freshman backstop also caught two games and played first base in the other as part of a defense that did not commit an error all weekend long.

- Freshman pitcher Connor Mayes earned Newcomer of the Week Honors March 9-15. The right-hander from Lake Travis tossed 6 2/3 scoreless innings with a career-high 10 strikeouts, while allowing just three hits and issuing one walk in a relief outing vs. West Virginia on March 14. It was the first double-digit strikeout game for a UT pitcher since Taylor Jungmann struck out 12 Aggies on May 19, 2011 in nine innings of work.

- Junior infielder C.J. Hinojosa was named Big 12 Player of the Week May 11-17. The junior led Texas to a series victory at Baylor by homering four times in three games while totaling five RBIs and five runs and hitting .462 (6-for-13). The four home runs in three games surpassed his total number of home runs on the season (3) heading into the series.

MAJOR ARMS LOST - The Texas pitching staff has taken a significant hit in 2015 after losing over half of its innings (356 2/3 of 601) from last year. RHPs John Curtiss, Nathan Thornhill and Lukas Schiraldi were taken in the 6th, 13th and 15th rounds of the MLB Draft respectively, while lefty Dillon Peters was taken in the 10th round. Sophomore right-hander Morgan Cooper, meanwhile, will miss the 2015 season after undergoing Tommy John Surgery on his right elbow. The righty from Jarrell, Texas put up an impressive freshman campaign, going 4-2 with a 2.89 ERA in 56 innings while striking out 41 en route to being named to the Big 12 All-Freshman team and a second-team Freshman All-American by Perfect Game.

Records at UFCU Disch-Falk Field

Season	Record	Pct.
1975	38-4	.905
1976	29-12	.707
1977	46-4	.920
1978	30-10	.750
1979	43-4	.915
1980	41-9	.820
1981	53-5-1	.907
1982	45-2	.957
1983	52-12	.812
1984	47-7	.870
1985	50-5	.909
1986	43-10	.811
1987	50-5	.909
1988	43-7	.860
1989	41-9	.820
1990	40-12	.769
1991	40-11	.784
1992	31-7	.816
1993	46-8	.852
1994	39-15	.722
1995	35-3	.921
1996	29-16	.644
1997	22-16	.579
1998	17-13-1	.565
1999	22-10	.688
2000	30-9	.769
2001	25-10	.714
2002	34-6	.850
2003	31-8	.795
2004	34-5	.872
2005	36-5	.878
2006	25-6	.806
2007	25-6	.806
2008	19-12	.613
2009	32-7-1	.813
2010	35-6	.854
2011	36-9	.800
2012	20-7	.741
2013	22-10	.688
2014	23-10	.697
2015	17-9	.654
Totals	1,414-342-3	.805



ROTATING ROTATION - The Longhorns' pitching rotation was in flux throughout Big 12 play, as they used the same combination from one weekend to the next just one time through all seven weekends. Beyond Parker French locked in as the game one starter, Texas has used six different pitchers to fulfil the other two games each week. In contrast, last season three pitchers (French, Dillon Peters, Nathan Thornhill) accounted for 23 of the 24 conference starts on the mound.

OPPONENT	DATE	GAME 1	GAME 2	GAME 3	RESULT
West Virginia	March 13-15	French	Sawyer	Hollingsworth	W-L-W
Kansas State	March 21 & 22	French	Hollingsworth	Clemens	W-W-W
at OK State	April 3-5	French	Hollingsworth	Clemens	L-L-L
Oklahoma	April 10-12	French	Clemens	Johnston	L-W-L
at Kansas	April 17-19	French	Culbreth	Clemens	W-L-W
at TCU	April 25 & 26	French	Culbreth	Hollingsworth	L-L-L
Texas Tech	May 1-3	French	Culbreth	Mayes	W-L-L
at Baylor	May 16 & 17	French	Sawyer	Johnston	W-L-W

STRENGTH OF SCHEDULE - The Longhorns have one of the more difficult schedules in the Big 12 Conference and their slate currently sits as the 30th most challenging in the country (according to Boyd'sWorld.com). This is no surprise, as Texas began the season ranked fourth in Intended Strength of Schedule. Texas has already faced Rice (#34 RPI) in a four game non-conference set and #48 RPI Nebraska (March 27-29) in a three game, as well as conference foes #12 Oklahoma State (April 3-5) and #8 TCU (April 25 & 26) for three games apiece.

BIG 12 SCHEDULE COMPARISON

Strength of Schedule (SoS) / Rating Percentage Index (RPI) / Iterative Strength Rating (ISR)

Team	Record	SoS	RPI	ISR
Baylor	23-32	6	124	117
Oklahoma State	37-18	8	12	11
Kansas State	27-30	11	92	83
Kansas	23-32	14	132	121
Texas	30-25	30	86	62
Oklahoma	34-27	37	84	58
Texas Tech	31-24	48	77	57
TCU	43-11	52	8	3
West Virginia	27-27	69	104	102

TEXAS DEBUTS - Twelve players have made their collegiate debuts for Texas this season: Fr. INF Joe Baker, r-Fr. INF Bret Boswell, Fr. C/1B Michael Cantu, Fr. RHP Kyle Johnston, Fr. 1B Travis Jones, r-Fr. OF Ben Kennedy, r-Fr. INF Connor Macalla, Fr. C Michael McCann, Fr. RHP/INF Jake McKenzie, Fr. OF Patrick Mathis, Fr. RHP Connor Mayes, Fr. RHP Tyler Schimpf ... Sophomores Kacy Clemens and Andy McGuire also made their first appearances on the mound and sophomore Josh Sawyer made his first career start. Several of these players have had significant contributions this season:

• **Joe Baker**

- Has a .753 OPS for the season and has made several excellent defensive plays in the infield throughout the year.

• **Bret Boswell**

- Earned Big 12 All-Freshman Team & Big 12 All-Tournament Team honors.

- For the season, Boswell is tied for third on the team in doubles (9), and is third in walks (30).

• **Michael Cantu**

- Earned Big 12 All-Freshman Team honors.

- Named Big 12 Co-Newcomer of the week for the week of Feb. 16-22 and April 13-19.

- Is fourth on the team among qualified hitters with a .253 batting average and leads the squad with 33 base on balls.

• **Kyle Johnston**

- In 38 frames this year, Johnston sports a 2.13 ERA with 37 strikeouts.

• **Connor Macalla**

- Lifted a sacrifice fly to center to give Texas a 10 inning win over West Virginia on March 13.

• **Connor Mayes**

- Earned Big 12 All-Freshman Team honors.

- Was named Co-Most Outstanding Pitcher of the Big 12 Tournament after throwing a complete game shutout with 10 strikeouts against Baylor on May 23.

- Named Big 12 Newcomer of the week for the week of March 9-15.

- Holds a 2.29 ERA in 63 innings with 53 strikeouts on the season.

• **Michael McCann**

- Smashed a game-winning RBI double in the top of the 10th inning Feb. 15 against Rice.

• **Jake McKenzie**

- Pitched 17 innings on the season to date, allowing just one run on eight hits and five walks while striking out 11 (0.53 ERA).

- Also contributed in the field, starting at both RF & 3B without making an error, while going 3-for-10 with three walks at the plate, including a two-hit, four RBI effort at Baylor on May 17.



PITCHING FACTORY - Pitching coach Skip Johnson is in his ninth season at Texas having built quite an impressive resume for developing pitchers. During his tenure on the 40 Acres 24 Longhorn pitchers have been drafted, including three first-rounders, and his pitching staffs have ranked in the top-10 nationally in ERA six times. In 2014, the staff posted a 2.25 ERA, fourth-best in the country, and the lowest mark at Texas since 1977.

SKIP'S STUDENTS IN THE MLB DRAFT
YEAR: PLAYER (Round)

2007 - 5

Randy Boone (4), Adrian Alaniz (8), *James Russell (14)*, Joseph Krebs (14), Kenn Kasperek (34)

2008 - 3*

Kyle Walker (11), Kenn Kasperek (12)*, Casey Whitmer (30), Riley Boening (42)

2009 - 1

Austin Wood (5)

2010 - 3

Chance Ruffin (1), Brandon Workman (2), Cole Green (4)

2011 - 5*

Taylor Jungmann (1), Sam Stafford (2), Cole Green (9)*, Andrew McKirahan (21), Austin Dicharry (41), Stayton Thomas (43)

2012 - 1

Hoby Milner (7), Sam Stafford (13)*, Austin Dicharry (24)*

2013 - 2

Corey Knebel (1), Nathan Thornhill (24)

2014 - 4*

John Curtiss (6), Dillon Peters (10), Nathan Thornhill (13)*, Lukas Schiraldi (15), Parker French (19)^

TOTAL: 24 (avg. 3.0 pitchers drafted per season)
4 have pitched in MLB
3 first-round draft picks

* Drafted player who did not sign / ^ Back for 2015 /
Pitched in MLB

- These quick freshman contributions should not come as a surprise, as Texas' 2014 recruiting class was ranked seventh-best in the nation by Collegiate Baseball Newspaper. The Longhorns signed 10 players for the class of 2014, eight of which are from the state of Texas. Despite three of those being selected in the MLB Draft this summer (RHP Tyler Schimpf, C Michael Cantu, INF Travis Jones), all 10 players reported to campus and of the 21 players signed in the last two years, 20 have joined the Longhorns on the 40 Acres.

EXPERIENCE AT THE PLATE - Of the eight positional starters at the College World Series last year, Texas returned seven in 2015. Juniors C.J. Hinojosa (.298 avg. and a nine game hit streak in 2014) and Ben Johnson (.405 slg pct. & 21 SB in 2014) lead the way while sophomores Tres Barrera (5 HR & 35 RBI in 2014) and Zane Gurwitz (.284 avg. & 10 2B in 2014) are building off successful freshman campaigns. These returns have helped the Longhorns to a season OPS of .743, after posting a .709 mark in 2014.

SENIOR ANCHOR - For the second year in a row the Longhorns' pitching staff is anchored by an experienced senior. Parker French (7-5, 2.41 ERA in 2014) is filling the role Nathan Thornhill (9-3, 1.51 ERA) played in 2014 in leading a young Texas pitching staff.

- In his 14 starts and 15 appearances of 2015, French is 5-3 with a 2.33 ERA (7th Big 12) in 85 innings (9th in Big 12).

- French ranks second among active career Big 12 leaders in innings pitched (333.2) and is third in wins (22).

• The outfield also has senior leadership once again with the presence of Collin Shaw (.355 OBP & 12 SB in 2014). Shaw had an impressive NCAA Tournament in 2014, hitting .324, and he fielded .991 on the season with four outfield assists and several tremendous diving catches throughout the year.

- In the first 55 games this season, Shaw is second in the Big 12 with 19 doubles. Shaw also made Sports Center Top-10 grab (No. 2 play) Feb. 17 against UTSA and hit the first five home runs of his collegiate career (3/14 vs. West Virginia, 3/22 vs. Kansas State, 3/29 at Nebraska, 4/28 vs. Prairie View A&M, 5/16 at Baylor).

• Senior gold glove-winning second baseman Brooks Marlow also returns in 2015 to provide leadership to the infield. In addition to his excellent defense, Marlow also finished second on the team in runs scored in 2014, and he was third on the team in OBP (.383) and home runs (3) while hitting primarily in the leadoff spot for the Horns.

- Marlow has five home runs on the season (t-3rd on the team), is fourth on the team with 52 hits and his four RBI performance against Minnesota (Feb. 22) was the first of his career.

- The senior also boasts a career .979 fielding percentage thanks to committing just nine errors over the past two seasons combined.

BIG IN BIG 12 PLAY - Several Longhorns were at their best during conference regular season play this year, including Ben Johnson and C.J. Hinojosa who were first and second in total bases, helping Texas to a conference-leading .400 team slugging percentage and 20 home runs over the 24 game span.

- Hinojosa also tied for first in the league in homers with six and second in slugging (.576), while Johnson is tied for second in hits with 35.

- On the mound, Parker French's 2.42 ERA was good for sixth in the league and his 36 strikeouts ranked tied for seventh. Additionally, Kirby Bellow ranked tied for sixth in both wins (3) and saves (2) during conference play.

- Bellow did not allow an earned run in his nine conference appearances, and freshman Kyle Johnstons sported a 1.00 ERA over 18 innings, but both fell short of the conference requirement (1 IP for each conference game) to qualify for the league lead.

CONFERENCE GAMES

	RBI	TB	Hits	HR	Avg.	2B	SB	SLG
Hinojosa	17 (t-3rd)	53 (2nd)	28 (t-9th)	6 (t-1st)	.304	3	1	.576 (2nd)
Johnson	13	55 (1st)	35 (t-2nd)	2	.350 (7th)	8 (t-2nd)	7 (t-4th)	.550 (t-4th)
	ERA	Wins	Saves	Ks	IP	App.		
Bellow	0.00	3 (t-6th)	2 (t-6th)	12	12.1	9		
Culbreth	4.61	-	1 (t-10th)	20	27.1	11 (t-7th)		
French	2.42 (6th)	1	-	36 (t-9th)	48.1 (t-7th)	8		
Mayes	2.86	-	2 (t-6th)	28	34.2	13 (t-1st)		

INDIVIDUAL CAREER RECORDS

SACRIFICE BUNTS

1.	Brandon Loy (2009-11)	56
2.	Brooks Marlow (2012-2015)	42
3.	Mark Payton (2011-14)	40
4.	Tommy Nicholson (1998-2000)	38
5.	Nick Peoples (2004-07)	37
6.	Chance Wheelless (2004-07)	35
7.	Preston Clark (2006-09)	33
8.	Travis Tucker (2007-09)	32
9.	Drew Stubbs (2004-06)	29
	Todd West (2000)	29

GAMES STARTED

1.	Jeff Ontiveros (1999-2002)	253
2.	Mark Payton (2011-14)	234
3.	Brooks Marlow (2012-2015)	215
4.	Preston Clark (2006-09)	213
5.	Drew Stubbs (2004-06)	204
6.	Chance Wheelless (2004-07)	196
7.	Brandon Loy (2009-11)	193
8.	Tant Shepherd (2008-11)	191
	Taylor Teagarden (2003-05)	191
10.	Travis Tucker (2007-09)	189

DOUBLE PLAYS TURNED

1.	Jeff Ontiveros (1999-2002)	219
2.	Chance Wheelless (2004-07)	161
3.	Brooks Marlow (2012-15)	141
4.	Tommy Nicholson (1998-2000)	131
5.	Travis Tucker (2007-09)	114
6.	Brandon Loy (2009-11)	112
7.	Seth Johnston (2002-05)	106
8.	Brandon Belt (2008-09)	105
9.	Tim Moss (2001-03)	96
10.	Tant Shepherd (2008-11)	90

ASSISTS

1.	Spike Owen (1980-82)	679
2.	Bill Bates (1983-85)	660
3.	Brooks Marlow (2012-15)	657
4.	Coby Kerlin (1984-87)	574
5.	Kip Harkrider (1995-97)	559
6.	Brandon Loy (2009-11)	553
7.	Tommy Nicholson (1998-2000)	540
8.	Tim Moss (2001-03)	507
9.	Travis Tucker (2007-09)	498
10.	Omar Quintanilla (2001-03)	488

PITCHING STARTS

1.	Justin Simmons (2001-04)	66
	Richard Wortham (1973-76)	66
3.	Cole Green (2008-11)	59
4.	Kirk Dressendorfer (1988-90)	57
5.	Parker French (2012-15)	53
6.	Greg Swindell (1984-86)	50
7.	Adrian Alaniz (2005-07)	49
	Kyle McCulloch (2004-06)	49
9.	Brooks Kieschnick (1991-93)	48
10.	Keith Creel (1978-80)	46

SOLID AT HOME - Texas played its best ball this season at UFCU Disch-Falk Field, posting a 17-9 record. The pitching staff was especially salty at home, holding a 2.34 ERA over 26 games, and the offense held an impressive .777 OPS (.404 slg% + .373 ob%), thanks to 74 extra base hits (2.85 a game). The Longhorns blasted 12 home runs this season at home in 26 games, after hitting just five in 2014 over a 33-game span.

Home (26 games) Overall (55 games)

.274	Avg.	.261
130	Runs	260
74	XBH	146
12	HR	40
116	RBI	238
.373	OBP	.352
.404	SLG	.391
2.34	ERA	3.15
.219	Opp. B/avg.	.244

A LOOK AT THE STAFF - Head coach Augie Garrido is in his 19th season at Texas and 47th overall with a career record of 1,950-917-9. He is assisted by Skip Johnson (ninth season at Texas), Tommy Nicholson (fifth season at Texas) and Ryan Russ (fourth season at Texas). Johnson has led UT to top-10 national finishes in ERA in six of his eight seasons on the Forty Acres. Nicholson, a volunteer assistant in 2009 and 2010, returned to the staff as an assistant coach prior to the 2013 season. He coaches the infielders and hitters and has landed two-straight top-10 recruiting classes. Russ, in his fourth season as volunteer assistant, coaches the outfielders and helps coach the hitters.

2014 BIG 12 CREDENTIALS - Among returners, RHP Chad Hollingsworth and 2B Brooks Marlow earned second-team All-Big 12 honors in 2014; Ben Johnson received honorable mention; and C Tres Barrera, RHP Morgan Cooper and INF/OF Zane Gurwitz were selected to the All-Freshman team. Barrera was also named Newcomer of the week twice (3/31 & 5/19).

2014 ACCOLADES - Three Longhorn players received postseason recognition for their achievements last season:

- Morgan Cooper (4-2, 2.98) and Tres Barrera (.261, 5 HR) were named second team Perfect Game Freshmen All-Americans at pitcher and catcher respectively. Barrera also won the College Home Run Derby at TD Ameritrade Park by blasting 41 home runs. Cooper however, will miss the 2015 season because of Tommy John Surgery on his throwing elbow.
- Barrera was also named a second team freshman All-American by Baseball America for his work both behind the plate and at it.
- Sophomore shortstop C.J. Hinojosa was named the CWS All-Tournament Team shortstop. He collected five hits including a home run and a double, two walks, three runs scored and two RBI in Omaha.

ACADEMIC SUCCESS - The Texas Baseball team's semester GPA in Fall 2014 was 3.15, and they hold a 3.23 cumulative team GPA. The squad has earned a GPA of 3.0 or better for nine consecutive semesters with a 3.1 or better for seven consecutive semesters.

- In 2015, the Longhorns tied for the lead league with 12 selections on the Academic All-Big 12 baseball team which was released on May 14. Texas' nine first team selections were a league high and Parker French was named to the first team for the third straight year.
- Over seventy-six percent of Baseball students hold a cumulative GPA of 3.0 or better, and over sixty-six percent of students on the team earned a 3.0 or better in Fall 2014 and were named to the Big 12 Commissioner's Honor Roll.
- Eleven students were named to the 2014 Academic All-Big 12 Team, including John Curtiss, an English/History major, who graduated with Plan I and Academic All-American Honors, and earned the NCAA Elite 89 Award for holding the highest cumulative GPA of any student-athlete of the eight teams at the 2014 College World Series.
- Curtiss also earned the Big 12 Conference's highest academic honors with the Dr. Prentice Gautt Postgraduate Scholarship and the Dr. Gerald Lage Academic Achievement Award.
- The Baseball program has received APR Public Recognition Awards six times for having multiyear Academic Progress Rates in the top ten percent in their sport (2008-09, 2009-10, 2010-11, 2011-12, 2012-13, 2014-15), and they earned the College World Series Award for the team with the highest GPA in both 2007 and 2009.
- Current Baseball students are pursuing majors from nearly every college on campus, including Business, Communication, Education, Engineering, and Liberal Arts, and since 2006, over 30 Texas Baseball student-athletes have returned to campus to earn their degrees.

GAME-BY-GAME BATTING LINEUP

Opponent	1st	2nd	3rd	4th	5th	6th	7th	8th	9th
at Rice	Johnson LF	Shaw RF	Hinojosa SS	Marlow 2B	Barrera C	Boswell 3B	Gurwitz DH	Stell CF	Jones 1B
at Rice	Johnson LF	Shaw RF	Hinojosa SS	Marlow 2B	Barrera 1B	Boswell 3B	Gurwitz DH	Cantu C	Stell CF
at Rice	Johnson LF	Shaw RF	Hinojosa SS	Marlow 2B	Barrera C	Boswell 3B	Gurwitz CF	Macalla DH	Jones 1B
at Rice	Johnson LF	Shaw RF	Marlow 2B	Barrera 1B	Boswell 3B	McCann DH	Cantu C	Gurwitz CF	McKenzie 3B
UTSA	Johnson LF	Shaw RF	Hinojosa SS	Marlow 2B	Barrera 1B	Boswell 3B	McCann DH	Cantu C	Gurwitz CF
Minnesota	Johnson LF	Shaw RF	Hinojosa SS	Marlow 2B	Barrera 1B	Boswell 3B	McCann DH	Cantu C	Gurwitz CF
Minnesota	Johnson LF	Shaw RF	Hinojosa SS	Barrera C	Marlow 2B	Cantu 1B	Boswell 3B	Gurwitz CF	Baker DH
Minnesota	Johnson LF	Shaw RF	Hinojosa SS	Marlow 2B	Barrera 1B	Boswell 3B	Cantu C	Mathis DH	Gurwitz CF
Minnesota	Johnson LF	Shaw RF	Hinojosa SS	Barrera C	Marlow 2B	Boswell 3B	Cantu 1B	Gurwitz CF	Mathis DH
UTPA	Johnson LF	Shaw RF	Hinojosa SS	Barrera 1B	Marlow 2B	Boswell 3B	Cantu C	Gurwitz CF	Mathis DH
San Diego	Johnson LF	Shaw RF	Hinojosa SS	Barrera C	Marlow 2B	Boswell 3B	Cantu 1B	Gurwitz CF	Baker DH
San Diego	Johnson LF	Shaw RF	Hinojosa SS	Barrera 1B	Marlow 2B	Cantu C	Gurwitz CF	Boswell 3B	Baker DH
at Stanford	Johnson LF	Shaw RF	Hinojosa SS	Barrera C	Marlow 2B	Boswell 3B	Cantu 1B	Gurwitz CF	Stell DH
at Stanford	Johnson LF	Shaw RF	Hinojosa SS	Barrera 1B	Marlow 2B	Boswell 3B	Cantu C	Gurwitz CF	Baker DH
at Stanford	Johnson LF	Shaw RF	Hinojosa SS	Barrera C	Marlow 2B	Boswell 3B	Cantu 1B	Stell CF	Mathis DH
at Stanford	Johnson LF	Shaw RF	Hinojosa SS	Barrera 1B	Marlow 2B	Boswell 3B	Cantu C	Stell DH	Gurwitz CF
UIW	Johnson LF	Shaw RF	Hinojosa SS	Barrera C	Marlow 2B	Boswell 3B	Cantu 1B	Stell DH	Gurwitz CF
West Virginia	Johnson LF	Shaw RF	Hinojosa SS	Barrera C	Marlow 2B	Boswell 3B	Cantu 1B	Stell DH	Gurwitz CF
West Virginia	Johnson LF	Shaw RF	Hinojosa SS	Barrera 1B	Cantu C	Marlow 2B	Boswell 3B	Stell DH	Gurwitz CF
West Virginia	Johnson LF	Shaw RF	Hinojosa SS	Marlow 2B	Boswell 3B	Barrera 1B	Cantu C	Macalla DH	Gurwitz CF
vs. UTA	Johnson LF	Shaw RF	Hinojosa SS	Barrera C	Marlow 2B	Boswell 3B	Cantu 1B	Macalla DH	Gurwitz CF
K-State	Johnson LF	Shaw RF	Hinojosa SS	Barrera C	Marlow 2B	Boswell 3B	Cantu DH	Clemens 1B	Gurwitz CF
K-State	Johnson LF	Shaw RF	Hinojosa SS	Barrera DH	Marlow 2B	Boswell 3B	Cantu C	Clemens 1B	Gurwitz CF
K-State	Johnson LF	Shaw RF	Hinojosa SS	Barrera 1B	Marlow 2B	Boswell 3B	Cantu C	Clemens DH	Gurwitz CF
at Texas State	Johnson LF	Hinojosa SS	Shaw RF	Barrera C	Marlow 2B	Cantu DH	Boswell 3B	Clemens 1B	Gurwitz CF
at Nebraska	Johnson LF	Hinojosa SS	Shaw RF	Barrera C	Marlow 2B	Boswell 3B	Cantu DH	Clemens 1B	Gurwitz CF
at Nebraska	Johnson LF	Hinojosa SS	Shaw RF	Barrera 1B	Marlow 2B	Cantu C	Boswell 3B	Baker DH	Gurwitz CF
at Nebraska	Johnson LF	Hinojosa SS	Shaw RF	Barrera C	Marlow 2B	Boswell 3B	Cantu DH	Clemens 1B	Gurwitz CF
TAMU CC	Marlow 2B	Hinojosa SS	Johnson LF	Shaw RF	Cantu C	Barrera 1B	Boswell 3B	Baker DH	Gurwitz CF
at OK State	Marlow 2B	Baker SS	Johnson LF	Shaw RF	Barrera C	Cantu DH	Boswell 3B	Clemens 1B	Gurwitz CF
at OK State	Marlow 2B	Shaw RF	Johnson LF	Barrera DH	Cantu C	Hinojosa 3B	Clemens 1B	Gurwitz CF	Baker SS
at OK State	Baker SS	Marlow 2B	Johnson LF	Barrera C	Cantu 1B	Hinojosa 3B	Shaw RF	McCann DH	Gurwitz CF
Wichita State	Baker SS	Marlow 2B	Johnson LF	Barrera DH	Hinojosa 3B	Cantu C	Shaw RF	Clemens 1B	Gurwitz CF
Oklahoma	Baker SS	Marlow 2B	Johnson LF	Barrera C	Hinojosa 3B	Shaw RF	Cantu DH	Clemens 1B	Gurwitz CF
Oklahoma	Baker SS	Marlow 2B	Johnson LF	Cantu C	Boswell 3B	Barrera 1B	Hinojosa DH	Shaw RF	Gurwitz CF
Oklahoma	Baker SS	Marlow 2B	Johnson LF	Cantu C	Boswell 3B	Barrera 1B	Hinojosa DH	Shaw RF	Gurwitz CF
SHSU	Baker SS	Marlow 2B	Johnson CF	Cantu DH	Boswell 3B	Barrera C	Hinojosa DH	Clemens 1B	Shaw RF
at Kansas	Johnson LF	Shaw RF	Hinojosa SS	Cantu C	Barrera 1B	Marlow 2B	Baker DH	Boswell 3B	Gurwitz CF
at Kansas	Johnson LF	Shaw RF	Hinojosa SS	Cantu C	Marlow 2B	Barrera DH	Clemens 1B	Boswell 3B	Gurwitz CF
at Kansas	Johnson LF	Shaw RF	Hinojosa SS	Cantu 1B	Barrera C	Marlow 2B	Gurwitz CF	Boswell 3B	Baker DH
Texas State	Johnson LF	Shaw RF	Hinojosa SS	Cantu 1B	Barrera C	Marlow 2B	Gurwitz CF	Boswell 3B	Baker DH
at TCU	Johnson LF	Shaw RF	Hinojosa SS	Barrera 1B	Cantu C	Marlow 2B	Gurwitz CF	Boswell 3B	Baker DH
at TCU	Johnson LF	Shaw RF	Hinojosa SS	Barrera C	Cantu 1B	Marlow 2B	Gurwitz CF	Boswell 3B	Baker DH
at TCU	Johnson LF	Gurwitz CF	Barrera 1B	Cantu C	Marlow 2B	Boswell 3B	Baker SS	Stell DH	Shaw RF
PVAMU	Johnson LF	Gurwitz CF	Barrera C	Cantu 1B	Marlow 2B	Baker SS	Boswell 3B	Stell DH	Shaw RF
Texas Tech	Johnson LF	Gurwitz CF	Barrera 1B	Cantu C	Marlow 2B	Baker SS	Boswell 3B	Hinojosa DH	Shaw RF
Texas Tech	Johnson LF	Gurwitz CF	Barrera 1B	Cantu C	Hinojosa DH	Baker SS	Shaw RF	Marlow 2B	Boswell 3B
Texas Tech	Johnson LF	Shaw RF	Barrera C	Cantu 1B	Hinojosa DH	Baker SS	Gurwitz CF	Marlow 2B	Boswell 3B
at Baylor	Baker DH	Shaw RF	Hinojosa SS	Barrera 1B	Cantu C	Marlow 2B	Gurwitz CF	Boswell 3B	Stell LF
at Baylor	Johnson LF	Baker SS	Hinojosa 3B	Barrera C	Cantu 1B	Shaw CF	Marlow 2B	Clemens DH	McKenzie RF
at Baylor	Johnson LF	Baker 2B	Hinojosa SS	Barrera DH	Cantu C	Shaw RF	Gurwitz CF	Jones 1B	McKenzie 3B
vs. Texas Tech	Johnson LF	Baker 2B	Hinojosa SS	Barrera DH	Cantu C	Shaw RF	Gurwitz CF	Jones 1B	McKenzie 3B
vs. Baylor	Johnson LF	Baker DH	Hinojosa SS	Barrera C	Shaw RF	Gurwitz CF	Marlow 2B	Clemens 1B	Boswell 3B
vs. Baylor	Johnson LF	Baker DH	Hinojosa SS	Barrera 1B	Shaw RF	Gurwitz CF	Marlow 2B	Cantu C	Boswell 3B
vs. OK State	Johnson LF	Baker DH	Hinojosa SS	Barrera C	Shaw RF	Gurwitz CF	Marlow 2B	Clemens 1B	Boswell 3B

6+ RBI GAME (SINCE 2003)

Date	Player	Opponent	RBIs
Feb. 17, 2015	Tres Barrera	UTSA	6
March.5, 2008	Brandon Belt	TAMU CC	8
April.3, 2005	Chance Wheelless	UTPA	6
June.5, 2005	Seth Johnson	Arkansas	6

5+ HIT GAME (SINCE 2003)

Date	Player	Opponent	Hits
Feb. 17, 2014	Tres Barrera	UTSA	5
March 8, 2014	Ben Johnson	Stanford	5
March.20, 2008	Michael Torres	Texas Tech	5
March.10, 2007	Josh Prince	Miami (Ohio)	5
Feb. 24, 2007	Bradley Suttle	Washington State	5
March.3, 2006	Nick Peoples	UNLV	5
Jan. 31, 2004	Dooley Prince	Hawaii	5
March.23, 2003	Omar Quintanilla	Oklahoma State	5
Feb. 15, 2003	Dustin Majewski	Missouri	5

Tres Barrera put himself in elite Longhorn company with his 5-for-6, six RBI performance against UTSA on Feb. 17, as it was the first time since 2003 that a UT player had five hits and six RBIs in the same game since 2003. Ben Johnson had a five hit day against Stanford on March 8, making it the first time two UT players have had five hit games in the same season since '03.

20 HIT GAMES SINCE 2003

Date	Opponent	Hits
April 19, 2015	at Kansas	23
Feb. 17, 2015	vs. UTSA	20
May 30, 2009	vs. Boston College	20
March 20, 2008	at Texas Tech	22
June 5, 2005	vs. Arkansas	21
April 9, 2004	at Kansas State	21
March 23, 2003	at Oklahoma State	20

Against UTSA (Feb. 17), and at Kansas (April 19) the Texas offense accumulated 20+ base hits, a feat that had only been accomplished by the Horns five other times since 2003. It is the first two times the Longhorns had 20 hits in a game in the BBCOR bat era, and the game against UTSA marked the only time since 2003 that it had been done at UFCU Disch-Falk Field in a nine-inning game (the 20 hits against Boston College spanned 25 innings).

Texas followed that performance against UTSA with a 17 hit, 13 run outing on Feb. 20 against Minnesota. Their 27 runs in the those two games are the most in back-to-back games since they had 35 vs. UT Arlington and Oklahoma State on April 20th and 23rd of 2010.

2015 NCAA Team Rankings (As of 5/25)

Statistic	Natl.	Conf.	Value
Walks	t-70	t-4	226
Batting Avg.	219	7	.261
Double Plays	t-49	3	51
Doubles	t-145	6	87
ERA	29	3	3.15
Fielding %	29	3	.976
Hit by Pitch	t-172	5	47
Hits	t-166	7	491
Hits Allowed/9 inn.	31	3	8.07
Home Runs	t-64	t-3	40
On-Base %	178	6	.352
Runs	t-199	8	260
Sac Bunts	t-8	2	67
Sac Flies	t-238	9	14
Scoring	221	8	4.7
Shutouts	t-35	t-2	5
Slugging %	122	6	.391
Stolen Bases	t-206	7	41
Strikeout/Walk Ratio	120	5	1.99
Strikeouts/9 inn.	209	6	6.3
Triples	t-31	2	19
WHIP	30	3	1.25
W-L %	t-109	5	.545
Walks Allowed/9 inn.	70	4	3.19

2015 NCAA Individual Rankings

Statistic	Player	Natl.	Conf.	Value
Batting Avg.	Johnson	232	8	.339
Complete Games	Culbreth	t-192	t-6	1
	French	t-192	t-6	1
	Mayes	t-192	t-6	1
Doubles	Shaw	t-56	2	19
ERA	Mayes	72	6	2.29
	French	78	7	2.33
Hit by Pitch	Johnson	t-82	t-3	13
Hits	Johnson	t-59	t-3	79
Home Runs	Barrera	t-141	3	9
Pitching Appearances	Mayes	t-102	5	27
	Culbreth	t-145	t-6	26
Sac Bunts	Shaw	t-28	4	13
	Gurwitz	t-42	t-5	12
	Marlow	t-42	t-5	12
Stolen Bases	Johnson	t-139	5	16
Total Bases	Johnson	t-102	3	119
Triples	Johnson	t-8	1	7
WHIP	Mayes	97	7	1.10

2015 TEXAS SERIES-BY-SERIES BREAKDOWN

HITTING

Opponent	W-L	Avg.	AB	R	H	2B	3B	HR	RBI	SLG%	BB	SO	OB%	SB-SA
Rice	2-2	.228	136	18	31	8	0	2	17	.331	15	42	.310	0-1
UTSA	1-0	.476	42	14	20	4	0	1	12	.643	7	7	.560	0-1
Minnesota	4-0	.338	139	31	47	15	4	1	28	.525	17	26	.432	8-9
UTPA	1-0	.258	31	5	8	2	0	0	5	.323	8	2	.439	0-1
San Diego	0-2	.104	48	2	5	1	1	0	2	.167	12	16	.274	0-1
Stanford	2-2	.256	133	22	34	5	1	5	21	.421	24	33	.385	0-1
UIW	1-0	.333	33	7	11	3	0	2	7	.606	2	4	.389	0-1
West Virginia	2-1	.260	100	15	26	5	2	3	12	.440	12	13	.350	0-2
UT Arlington	0-1	.250	36	5	9	0	1	0	5	.306	5	5	.341	0-0
Kansas State	3-0	.273	88	14	24	8	1	1	13	.420	9	12	.347	1-3
Texas State	1-0	.188	32	6	6	0	1	3	6	.531	2	9	.235	1-1
Nebraska	0-3	.114	105	3	12	2	0	1	3	.162	5	33	.161	1-1
TAMU CC	0-1	.194	36	4	7	2	1	0	3	.306	6	8	.326	2-3
Ok State	0-3	.211	133	7	28	0	1	1	5	.248	10	34	.276	8-8
Wichita State	1-0	.300	30	6	9	1	0	0	6	.333	5	8	.389	2-3
Oklahoma	1-2	.238	105	8	25	4	1	0	6	.295	11	26	.325	0-0
SHSU	0-1	.103	29	0	3	1	0	0	0	.138	1	7	.133	1-1
Kansas	2-1	.333	123	23	41	10	2	5	23	.569	17	28	.431	2-3
Texas State	1-0	.258	31	7	8	0	1	2	6	.516	4	2	.361	2-2
TCU	0-3	.278	108	12	30	4	1	3	11	.417	11	19	.352	0-1
PVAMU	1-0	.429	35	12	15	1	0	2	12	.629	3	3	.500	8-9
Texas Tech	1-2	.239	92	5	22	4	0	0	4	.283	11	25	.355	3-4
Texas State	Canceled													
Baylor	2-1	.317	104	18	33	1	0	7	17	.529	17	16	.415	1-4
Big 12	4-0	.278	133	16	37	6	1	1	14	.361	12	28	.338	1-2
NCAA Regional														
TOTALS:	30-25	.261	1882	260	491	87	19	40	238	.391	226	407	.352	41-62

PITCHING

Opponent	W-L	ERA	IP	H	R	ER	BB	SO	2B	3B	HR	B/Avg.	WP	HP
Rice	2-2	4.89	35.0	48	19	19	8	14	5	1	1	.343	1	4
UTSA	1-0	2.00	9.0	8	2	2	2	7	1	0	0	.229	1	1
Minnesota	4-0	0.00	36.0	19	2	0	11	27	2	0	0	.158	1	1
UTPA	1-0	2.00	9.0	7	4	2	5	5	0	0	0	.212	0	0
San Diego	0-2	3.00	18.0	13	9	6	7	9	2	0	0	.241	0	2
Stanford	2-2	3.71	34.0	29	15	14	15	18	9	1	2	.230	1	4
UIW	1-0	1.00	9.0	3	1	1	4	7	1	0	0	.100	0	2
West Virginia	2-1	2.79	29.0	25	11	9	6	25	2	1	1	.238	0	1
UT Arlington	0-1	5.59	9.2	15	6	6	6	5	0	1	0	.375	1	1
Kansas State	3-0	1.00	27.0	16	5	3	7	13	2	0	0	.182	0	3
Texas State	1-0	4.00	9.0	6	4	4	3	10	1	0	2	.188	0	2
Nebraska	0-3	2.67	30.1	32	10	9	8	18	5	0	0	.274	1	2
TAMU CC	0-1	4.50	10.0	9	6	5	3	8	0	0	1	.273	0	1
Ok State	0-3	4.54	33.2	31	17	17	17	33	4	0	3	.250	1	5
Wichita State	1-0	4.00	9.0	5	4	4	7	9	1	0	1	.167	0	1
Oklahoma	1-2	1.80	30.0	32	7	6	12	16	2	1	0	.286	1	0
SHSU	0-1	5.00	9.0	12	5	5	4	5	3	0	0	.316	1	0
Kansas	2-1	3.69	31.2	27	14	13	11	21	7	0	3	.239	0	2
Texas State	1-0	3.00	9.0	5	3	3	4	6	2	0	1	.167	0	0
TCU	0-3	5.62	24.0	33	24	15	6	19	5	0	1	.337	2	5
PVAMU	1-0	2.00	9.0	1	4	2	7	9	0	0	0	.037	0	2
Texas Tech	1-2	4.67	27.0	30	14	14	7	22	3	0	2	.286	2	6
Texas State	Canceled													
Baylor	2-1	4.12	24.0	26	13	11	9	19	4	0	3	.280	4	2
Big 12	4-0	1.75	36.0	21	7	7	10	31	1	0	1	.164	0	1
NCAA Regional														
TOTALS:	30-25	3.15	505.1	453	206	177	179	356	62	5	22	.244	17	48



Texas Baseball By The Numbers

- 6** National Championships
- 8** Members in College Baseball Hall of Fame
- 11** Conference Player of the Year honors
- 11** Big 12 Freshman/Newcomer of the Year honors
- 35** College World Series appearances
- 56** NCAA Tournament appearances
- 71** Conference Championships
- 105** Major League Baseball players



2014 NOTES:

- Texas' recorded its 35th appearance in the College World Series in 2014, and its eighth trip since 2000, which also leads the nation ended in a tie for third place. The Longhorns' 85 wins in the CWS is also a record, and they have compiled an 85-59 (.586) record overall. Texas' six national titles are tied for second all-time with LSU, trailing only USC (12).
- Texas finishes the year (46-21), and in the top four in the World Series for a record 26th time. The Longhorns have finished in the top four six out of eight trips to the CWS in the Garrido era.
- Head coach Augie Garrido finishes his 15th appearance in the CWS with a 41-22 record. He is the winningest coach in college baseball history (1,920 career victories).
- The 103 bunts during the 2014 season for the Longhorns were the fifth most in a season in the Augie Garrido era. The four seasons with more sacrifices also ended in Omaha, including the 2005 National Championship year (116 sacrifices).
- The Texas pitching finished the year with a 2.25 ERA, the lowest team ERA since 1977 (2.12).
- Travis Duke was nearly untouchable all of 2014 for the Longhorns allowing just one earned run, good for a 0.29 ERA in 30 2/3 innings.
- In the post season the pitching staff had a 1.25 ERA and a .214 opponent batting average.
- The team's CWS ERA was 1.38, which includes their back to back shutouts (6/18 & 6/20). Texas had 13 shutouts on the year, tied for fifth-best in the country.
- The Longhorns finished the year first in the Big 12 and second in the nation in double plays turned with 71. Texas also finishes the year 34th in the country in fielding percentage (.974).
- C.J. Hinojosa's ended the season on a nine game hit streak and an 11 game on-base streak. He was the only Longhorn to record a hit in all five CWS games.
- Hinojosa was named to the CWS All-Tournament Team for his outstanding performance. He had five hits including a home run and a double, two walks, three runs scored and two RBI.
- The Texas offense has 20 extra base hits in NCAA Tournament Play (14 doubles, three triples and three home runs) compared to six (five doubles and a triple) four their opponents.
- The Longhorns hit three triples in their final two games of the year (Gurwitz, Marlow, Barrera) to give them 18 on the season.

BACK HOME IN OMAHA - Texas made its record 35th appearance in the College World Series in 2014, and its eighth trip since 2000, which also leads the nation. The Longhorns' 85 wins in the CWS is also a record, and they have compiled an 85-59 (.590) record overall. Texas' six national titles are tied for second all-time with LSU, trailing only USC (12).

WINS			APPEARANCES		
1.	TEXAS	85	1.	TEXAS	35
2.	USC	74	2.	Miami (Fla.)	23
3.	Arizona State	61	3.	Arizona State	22
4.	Miami (Fla.)	47	4.	Florida State	21
5.	Stanford	40		USC	21

- The Longhorns had six players taken the the MLB First-Year Player Draft:
 - r-Sophomore RHP John Curtiss, Minnesota Twins, sixth round (170 overall)
 - Senior OF Mark Payton, New York Yankees, seventh round (212 overall)
 - Junior LHP Dillon Peters, Miami Marlins, 10th round (287 overall)
 - Senior RHP Nathan Thornhill, Philadelphia Phillies, 13th round (382 overall)
 - Junior RHP Lukas Schiraldi, Seattle Mariners, 11th round (441 overall)
 - Junior RHP Parker French, Detroit Tigers, 19th round (589 overall)
- Six Longhorns were named to the Houston All-Regional team (May 30-June 2, 2014). Freshman catcher Tres Barrera, junior second baseman Brooks Marlow, senior outfielder Mark Payton, junior outfielder Collin Shaw, senior designated hitter Madison Carter and sophomore right-handed pitcher Chad Hollingsworth were all named to the squad. Payton and Hollingsworth were named Co-Most Outstanding Players.
- Eight Longhorns earned All-Big 12 honors. CF Mark Payton was named to the first team; RHP Chad Hollingsworth, 2B Brooks Marlow and RHP Nathan Thornhill were named to the second team; Ben Johnson received honorable mention; and Tres Barrera, Morgan Cooper and Zane Gurwitz were selected to the All-Freshman team.
- Texas finished the season third in RPI, has played the third most difficult schedule in the country and is fifth in Iterative Strength Rating according to BoydsWorld.com.
- Mark Payton was named one of 10 finalists for the Senior CLASS Award.

Head Coach Augie Garrido



Eight trips to the College World Series (CWS). National Championships in both 2002 and 2005. Second-place finishes in 2004 and 2009. Seven Big 12 Conference Championships (2002, 2004, 2006, 2007, 2009, 2010, and 2011) and five league tournament crowns (2002, 2003, 2008, 2009 and 2015). These are the results and why head coach Augie Garrido was hired to guide the Texas baseball program in 1996.

During his first 19 years on the Forty Acres, Garrido became the all-time winningest coach in NCAA Division I baseball history by capturing his 1,428th career win on June 9, 2003, (a 6-5 Texas victory over then No. 1 Florida State during NCAA Super Regional action in Tallahassee, Fla.), then moved past Gordon Gillespie as the winningest coach in all divisions with win number 1,894 on March 25, 2014.

He brought Texas back to the CWS for the first time since 1993 during the 2000 campaign, and returned the Horns to the pinnacle of collegiate baseball in 2002 by leading UT to a 57-15 record that produced the school's first-ever Big 12 regular-season and tournament championships, as well as its first national title since 1983. He duplicated the feat in 2005, guiding the Longhorns to their sixth National Championship, the second-most for one school in NCAA history. Texas' rise under Garrido has been the culmination of inking 17 straight top 15 recruiting classes and producing teams that have stood tall against perennial powers such as LSU, Miami (Fla.), Stanford and USC. Now, in his 19th year in Austin, Garrido, who was selected as both the 2002 and 2005 National Coach of the Year, looks to keep the program in contention for college baseball's ultimate prize each and every season.

Garrido is the only coach in baseball history to tally 1,900 or more career victories. He is also the first coach to lead teams from two different schools to national crowns (Cal State Fullerton & Texas), guide squads to National Championships in four different decades, and is one of only three coaches in history to win five or more NCAA titles (1979, 1984, 1995, 2002, 2005). Garrido is one of only three coaches in the modern era of NCAA football, baseball and men's or women's basketball to ever lead teams from two different schools to national crowns (Nick Saban, Rick Pitino). Additionally, Garrido has earned 15 trips to the CWS and 33 NCAA Regional Championship appearances, including 15 at Texas, while garnering National Coach of the Year honors six times (1975, 1979, 1984, 1995, 2002, 2005), regional coach of the year accolades on seven occasions (1975, 1979, 1984, 1995, 2002, 2004, 2005) and conference coach of the year distinctions eight times (1987, 1995, 2002, 2004, 2006, 2007, 2010, 2011) after leading his clubs to 25 league crowns.

His overall record after 46 years of college coaching, including a 769-368-2 (.675) mark with UT over the last 18 seasons, stands at 1,950-917-9 (.681), which translates into an average of over 41 victories per season.

The Valjejo, Calif., native is just the 13th coach in UT's 120-year baseball history, and, with the exception of the war years of 1943-45 when Blair Cherry was at the helm, is only the fourth Texas head coach since 1911.

As a result of his unique coaching style, Garrido has been ranked as one of the top three baseball teachers in the nation by Major League Baseball Directors of Player Development. To deserve that distinction, Garrido has coached three Golden Spikes Award winners, four National Players of the Year, six College World Series MVPs, 53 All-Americans, 14 All-League MVPs over his career. He has also had 15 of his players selected in the first round of the Major League Baseball Draft, including Longhorns Beau Hale (No. 14) in 2000, Omar Quintanilla (No. 33) in 2003, both J.P. Howell (No. 31) and 2005 American League Rookie of the Year Huston Street (No. 40) in 2004, the duo of Drew Stubbs (No. 8) and Kyle McCulloch (No. 29) in 2006, Chance Ruffin (No. 48) in 2010, Taylor Jungmann (No. 12) in 2011 and Corey Knebel (No. 39) in 2013. In addition, during his 18 years at UT, Garrido has tutored the skills of 27 players who have earned All-America honors a total of 34 times, 25 Freshman All-Americans, including a school-record four in 2006, 155 All-Conference performers, 11 USA Baseball National Team members and 97 players who have gone on to play in professional baseball.

Garrido's name is also held in high regard when people speak of his accomplishments in the College World Series. He is currently tied for second with five National Championships (trailing only Rod Dedeaux's 10 at USC) and 15 appearances (trailing Cliff Gustafson with 17), and ranks third in victories (41) and series games (63) among all-time coaches. He is also one of only eight men in history to coach two or more different teams in the CWS and is only the third Longhorns head coach (Bibb Falk & Cliff Gustafson) in the 120 completed years of Texas baseball to lead the Horns to Omaha.

Garrido's Year-by-Year Records

Year	School	Record	Pct.	Titles/Championships
1969	San Francisco State	25-14	.641	
1970	Cal Poly	16-33	.327	
1971	Cal Poly	39-11-1	.775	
1972	Cal Poly	31-18*	.633	
1973	Cal State Fullerton	19-33-1	.368	
1974	Cal State Fullerton	37-17	.685	CCAA
1975	Cal State Fullerton	36-16-1	.689	PCAA & Regional
1976	Cal State Fullerton	46-15	.762	PCAA
1977	Cal State Fullerton	44-14	.759	SCBA (Co-Champions)
1978	Cal State Fullerton	44-13	.772	SCBA
1979	Cal State Fullerton	60-14-1	.807	SCBA, Regional & NCAA
1980	Cal State Fullerton	49-18-1	.724	SCBA
1981	Cal State Fullerton	47-18	.723	SCBA
1982	Cal State Fullerton	51-23	.689	SCBA & Regional
1983	Cal State Fullerton	50-21-1	.701	SCBA (Co-Champions)
1984	Cal State Fullerton	66-20	.767	SCBA, Regional & NCAA
1985	Cal State Fullerton	36-32-1	.529	PCAA South
1986	Cal State Fullerton	36-21	.632	
1987	Cal State Fullerton	44-17	.721	PCAA
1988	Illinois	26-20	.565	
1989	Illinois	42-16	.724	Big Ten
1990	Illinois	43-21	.672	Big Ten
1991	Cal State Fullerton	34-22	.607	Big West (Co-Champions)
1992	Cal State Fullerton	46-17	.730	Regional
1993	Cal State Fullerton	35-19	.648	
1994	Cal State Fullerton	47-16	.746	Big West (Tri-Champions) & Regional
1995	Cal State Fullerton	57-9	.864	Big West, Regional & NCAA
1996	Cal State Fullerton	45-16	.738	
1997	Texas	29-22	.569	
1998	Texas	23-32-1	.420	
1999	Texas	36-26	.581	
2000	Texas	46-21	.687	Regional & Super Regional
2001	Texas	36-26	.581	
2002	Texas	57-15	.792	Big 12, Big 12 Tournament, Regional, Super Regional & NCAA
2003	Texas	50-20	.714	Big 12 Tournament., Regional & Super Regional
2004	Texas	58-15	.795	Big 12, Regional & Super Regional
2005	Texas	56-16	.778	Regional, Super Regional & NCAA
2006	Texas	41-21	.661	Big 12
2007	Texas	46-17	.730	Big 12
2008	Texas	39-22	.639	Big 12 Tournament
2009	Texas	50-16-1	.754	Big 12, Big 12 Tournament, Regional & Super Regional
2010	Texas	50-13	.794	Big 12 and Regional
2011	Texas	49-19	.721	Big 12, Regional and Super Regional
2012	Texas	30-22	.577	
2013	Texas	27-24	.529	
2014	Texas	46-21	.687	Regional, Super Regional
2015	Texas	30-25	.545	Big 12 Tournament
CAREER TOTAL		1,950-917-9	.680	47 seasons
Texas:		799-393-2	(.670)	19 seasons
Cal State Fullerton:		929-391-6	(.703)	21 seasons
Illinois:		111-57	(.661)	3 seasons
Cal Poly:		86-62-1*	(.581)	3 seasons
San Francisco State:		25-14	(.641)	1 season

**Although scores listed in one source reflect a record of 30-19 for Cal Poly during the 1972 season, another source reports a 31-18 record, which is the standard used here.*

The Last Time It Happened

Team	
Won on a walk-off _____	May 21, 2015 _____ vs. Baylor
_ (Tres Barrera hit a two-out, bases loaded RBI single to score Bret Boswell in the bottom of the ninth in the Big 12 Tournament)	
Won 20 consecutive games _____	2010 (21)
Won 30 consecutive games _____	1982 (33)
Scored 20 runs (or more) in a game _____	May 23, 2010 _____ at Missouri (20-11)
Allowed 20 runs (or more) in a game _____	April 11, 2008 _____ at Missouri (31)
Had 20 hits (or more) in a game _____	April 19, 2015 _____ at Kansas (23)
Had 25 hits (or more) in a game _____	March 10, 1998 _____ vs. Southern Illinois (25)
Allowed 20 hits (or more) in a game _____	Apr. 11, 2008 _____ at Missouri (31)
Hit five (or more) HR in a game _____	April 19, 2015 _____ at Kanas (5)
Was shutout in a game _____	April 14, 2015 _____ vs. Sam Houston State (lost 0-5)
Turned 4 double plays in a game _____	May 19, 2012 _____ vs. Baylor (5)
Turned a triple play in a game _____	March 7, 1987 _____ vs. Washington State (1)
Won 50 games in a season _____	2010 (50-13)
Hit 60 home runs in a season _____	2010 (81) (63 games)
Scored 600 runs in a season _____	1989 (610) (72 games)
Had 700 hits in a season _____	2005 (734) (72 games)
Had 35 triples in a season _____	2003 (37) (70 games)
Had 150 doubles in a season _____	2002 (164) (72 games)
Had a team average of .315 or better _____	2007 (.316) (63 games)
Stole 100 bases in a season _____	2005 (103) (72 games)

Texas' Win Streaks			
STREAK	YEAR	ENDED BY	SCORE
34 games*	1977	Rice	3-4 (14)
33 games	1982	Houston	3-4
28 games	1946-47	Baylor	2-6
23 games	1914	Missouri	0-2
22 games	1985	Arkansas	4-5
22 games	1924	Baylor	1-2
21 games	2010	Kansas State	1-2
20 games	1988	Oklahoma	8-11
20 games	1973	Baylor	2-3
20 games	1972	Texas Tech	4-5
19 games	1985	Arkansas	5-9
19 games	1947-48	Baylor	7-8
18 games	1979	Minnesota	4-11
18 games	1975	Texas A&M	8-9
17 games	1974	Rice	4-5
16 games	2005	Arizona	3-8
16 games	1989	Dallas Baptist	7-15
16 games	1983-84	Arizona State	0-4
16 games	1982	Miami	1-2
16 games	1979	Texas A&M	0-1

*NCAA Record

Player	
Pitched a no-hitter _____	March 1, 2009 _____ by Brandon Workman vs. Penn State (W, 9-0)
Pitched a combined no-hitter _____	May 16, 2014 _____ by Dillon Peters and Morgan Cooper vs. Kansas State (W, 12-0)
Pitched a perfect game _____	Apr. 3, 1970 _____ by James Street vs. Texas Tech (W, 4-0)
Pitched a complete game shutout _____	May 23, 2015 _____ by Connor Mayes vs. Baylor (W, 4-0)
Had 10 strikeouts in a game _____	May 23, 2015 _____ by Connor Mayes (10) vs. Baylor
Had 15 strikeouts in a game _____	Mar. 12, 2010 _____ by Taylor Jungmann (17) vs. Iowa
Had 19 strikeouts in a game _____	Mar. 18, 1988 _____ by Eric Stone (19) vs. Southwestern Louisiana
Won 10 games in a season _____	2011, by Taylor Jungmann (13-3)
Won 15 games in a season _____	2004, by J.P. Howell (15-2)
Had 100 strikeouts in a season _____	2011 _____ by Taylor Jungmann (126) and Cole Green (104)
Had 150 strikeouts in a season _____	2004, by J.P. Howell (166)
Had 175 strikeouts in a season _____	1989, by Kirk Dressendorfer (176)
Had 200 strikeouts in a season _____	1985, by Greg Swindell (204)
Had 10 saves in season _____	2011, by Corey Knebel (19)
Had 5 complete games in a season _____	2011, by Taylor Jungmann (5)
Had 10 complete games in a season _____	1989, by Kirk Dressendorfer (15)
Had 40 appearances in a season _____	2009, by Austin Wood (41)
Had 5 shutouts in a season _____	1986, by Greg Swindell (5)
Hit 3 home runs in a game _____	Apr. 30, 2002 _____ by J.D. Reininger (3) vs. TCU
Hit for the cycle in a game (HR, 3B, 2B, 1B) _____	Apr. 19, 2015 _____ by C.J Hinojosa at Kansas
Scored 5 runs in a game _____	Apr. 28, 2009 _____ by Kevin Lusson (5) vs. Texas State
Had 5 hits in a game _____	March 8, 2015 _____ by Ben Johnson (5) at Stanford
Stole 5 bases in a game _____	Feb. 13, 1996 _____ by MacGregor Byers (5) vs. St. Mary's (Texas)
Stole home in a game _____	March 25, 2011 _____ by Mark Payton at Oklahoma State
Had 7 RBI in a game _____	March 5, 2008 _____ by Brandon Belt (8) vs. Texas A&M-Corpus Christi
Hit a grand slam home run in a game _____	May 12, 2012 _____ by Mark Payton vs. Texas Southern (Game 2 of DH)
Hit an inside the park home run _____	March 24, 2015 _____ by Zane Gurwitz at Texas State
Hit back-to-back home runs _____	May 16, 2015 _____ by C.J Hinojosa and Tres Barrera at Baylor
Had 100 hits in a season _____	2005, by Seth Johnston (115)
Had 15 home runs in a season _____	2008, by Kyle Russell (19)
Had 20 home runs in a season _____	2007, by Kyle Russell (28)
Stole 40 bases in a season _____	2002, by Tim Moss (40)
Had 25 doubles in a season _____	2006, by Carson Kainer (25)
Had 8 triples in a season _____	2013, by Mark Payton (8)
Had 80 RBI in a season _____	2003, by Dustin Majewski (85)
Had 100 RBI in a season _____	1989, by Scott Bryant (112)
Batted .400 in a season (min. 100 ABs) _____	2002, by Dustin Majewski (.401)
Scored 80 runs in a season _____	2003, by Tim Moss (82)
Scored 100 runs in a season _____	1985, by Bill Bates (100)
Cleared the "Monster" in center field _____	Apr. 24, 2010 _____ by Cameron Rupp vs. Oklahoma State
Hit a leadoff home run _____	May 30, 2014 _____ by Brooks Marlow vs. Texas A&M
Had a multi-home run game _____	May 16, 2015 _____ by C.J Hinojosa at Baylor

#5 RHP ANDY MCGUIRE (So.)

1-0 | 5.25 ERA | 12 IP | 5 BBs | 10 Ks

Date	Opponent	IP	H	R	ER	BB	K	Dec
2/17	UTSA	1.0	1	0	0	0	1	-
2/22	Minnesota	1.0	2	0	0	1	0	-
3/10	UIW	1.0	0	0	0	0	1	-
3/29	at Nebraska	0.1	0	0	0	0	1	-
3/31	TAMU CC	1.1	2	1	0	0	1	-
4/3	at OK State	0.0	1	2	2	0	0	-
4/5	at OK State	0.1	0	0	0	0	1	-
4/14	SHSU	1.2	2	0	0	0	1	-
4/19	at Kansas	1.1	1	1	1	2	1	W
4/21	Texas State	0.1	2	1	1	0	0	-
4/26	at TCU	1.0	0	0	0	0	2	-
5/2	Texas Tech	1.0	0	0	0	1	0	-
5/17	at Baylor	1.2	3	3	3	1	1	-

Career Highs

IP: 1.2, twice, last at Baylor (5/17)

Ks: 2, at TCU (4/25)

Hits: 3, at Baylor (5/17)

BBs: 2, at Kansas (4/19)

Runs: 3, at Baylor (5/17)

ERs: 3, at Baylor (5/17)

#13 RHP TYLER SCHIMPF (Fr.)

1-0 | 3.60 ERA | 5.0 IP | 3 BBs | 4 Ks

Date	Opponent	IP	H	R	ER	BB	K	Dec
2/14	at Rice	1.0	1	0	0	0	0	-
2/17	UTSA	0.1	0	1	1	2	1	-
2/22	Minnesota	1.0	2	0	0	0	2	-
3/10	UIW	2.2	0	0	0	0	1	W
3/17	at UTA	0.0	1	1	1	1	0	-

Career Highs

IP: 2.2, vs. UIW (3/10)

Ks: 2, vs. Minnesota (2/22)

Hits: 2, vs. Minnesota (2/22)

BBs: 2, vs. UTSA (2/17)

Runs: 1, two times, last at UTA (3/17)

ERs: 1, two times, last at UTA (3/17)

#27 LHP TRAVIS DUKE (Jr.)

1-1 | 3.38 ERA | 29.1 IP | 4 BBs | 16 K | 1 SV

Date	Opponent	IP	H	R	ER	BB	K	Dec
2/13	at Rice	2.0	4	0	0	0	1	W
2/17	UTSA	1.1	3	0	0	0	0	-
2/22	Minnesota	2.0	1	0	0	0	0	-
2/25	UTPA	1.0	1	0	0	0	0	-
3/1	San Diego	0.1	0	0	0	0	0	-
3/8	at Stanford	0.2	2	2	2	0	0	-
3/10	UIW	1.0	0	0	0	0	0	-
3/17	at UTA	1.1	1	0	0	0	0	-
3/22	Kansas State	1.1	0	0	0	0	0	-
3/27	at Nebraska	2.0	1	0	0	0	1	-
3/28	at Nebraska	1.1	1	1	0	0	3	L
3/29	at Nebraska	0.1	1	0	0	0	0	-
3/31	TAMU CC	0.0	1	0	0	0	0	-
4/3	at OK State	2.2	0	0	0	1	4	-
4/4	at OK State	0.2	0	0	0	1	1	-
4/12	Oklahoma	1.1	2	1	1	0	0	-
4/14	SHSU	0.1	4	3	3	0	0	-
4/19	at Kansas	3.1	3	2	2	0	2	SV
4/25	at TCU	2.0	1	0	0	0	1	-
4/26	at TCU	0.2	2	2	1	0	0	-
4/28	PVAMU	1.0	0	0	0	0	2	-
5/2	Texas Tech	0.1	1	2	2	1	0	-
5/3	Texas Tech	1.0	2	0	0	0	0	-
5/17	at Baylor	1.1	1	0	0	0	1	-
5/17	at Baylor	0.0	0	0	0	1	0	-

Season Highs

IP: 3.1, at Kansas (4/19)

Ks: 4, at Oklahoma State (4/3)

Hits: 4, twice, last vs. SHSU (4/14)

BBs: 1, three times, last at Baylor (5/17)

Runs: 3, vs. SHSU (4/14)

ERs: 3, vs. SHSU (4/14)

Career Highs

IP: 4.0 vs. TX A&M (6/1/14)

Ks: 6 vs. TX A&M (6/1/14)

Hits: 4, twice, last vs. SHSU (4/14/15)

BBs: 3 at Houston (3/19/13)

Runs: 4 vs. Kansas State (5/5/13)

ERs: 3, vs. SHSU (4/14/15)

#29 LHP JON MALMIN (So.)

0-1 | 3.86 ERA | 18.2 IP | 8 BBs | 13 Ks | 2 SV

Date	Opponent	IP	H	R	ER	BB	K	Dec
2/14	at Rice	3.0	5	1	1	1	1	-
2/17	UTSA	2.0	2	0	0	0	1	-
2/20	Minnesota	3.0	1	1	0	0	4	S
2/25	UTPA	1.1	0	1	0	1	1	-
3/10	UIW	1.0	1	0	0	2	0	-
3/29	at Nebraska	2.2	1	0	0	0	1	-
3/31	TAMU CC	0.1	0	0	0	0	0	-
4/3	at OK State	1.0	0	1	1	1	1	L
4/5	at OK State	0.1	2	2	2	0	0	-
4/7	Wichita St.	0.2	1	2	2	0	0	-
4/12	Oklahoma	0.1	1	0	0	0	0	-
4/14	SHSU	0.2	0	0	0	0	1	-
4/17	at Kansas	0.2	0	0	0	0	1	SV
4/19	at Kansas	0.1	2	2	2	0	1	-
4/21	Texas State	1.0	0	0	0	1	0	-
4/25	at TCU	0.1	1	0	0	0	1	-
4/28	PVAMU	0.0	0	0	0	2	0	-

Season Highs

IP: 3.0, twice, last vs. Minnesota (2/20)

Ks: 4, vs. Minnesota (2/20)

Hits: 5, at Rice (2/14)

BBs: 2, twice, last vs. PVAMU (4/28)

Runs: 2, three times, last at Kansas (4/19)

ERs: 2, three times, last at Kansas (4/19)

Career Highs

IP: 3.0, twice, last vs. Minnesota (2/20/15)

Ks: 4, vs. Minnesota (2/20/15)

Hits: 5, at Rice (2/14/15)

BBs: 2, three times, last vs. PVAMU (4/28)

Runs: 2, three times, last at Kansas (4/19)

ERs: 2, three times, last at Kansas (4/19)

#48 RHP TY MARLOW (Sr.)

1-0 | 2.45 ERA | 18.1 IP | 6 BBs | 17 Ks

Date	Opponent	IP	H	R	ER	BB	K	Dec
2/17	UTSA	0.0	0	1	1	0	0	-
3/10	UIW	2.0	2	1	1	0	3	-
3/17	at UTA	1.1	3	2	2	1	0	-
3/31	TAMU CC	1.1	0	0	0	0	1	-
4/3	at OK State	4.1	3	0	0	2	5	-
4/11	Oklahoma	0.2	0	0	0	0	0	-
4/12	Oklahoma	1.0	1	0	0	0	1	-
4/14	SHSU	1.0	0	0	0	0	0	-
4/17	at Kansas	3.1	1	0	0	2	3	W
4/28	PVAMU	1.0	0	0	0	0	2	-
5/1	Texas Tech	0.1	0	0	0	0	0	-
5/17	at Baylor	2.0	2	1	1	1	2	-

Season Highs

IP: 4.1, at Oklahoma State (4/3)

Ks: 5, at Oklahoma State (4/3)

Hits: 3, twice, last at Oklahoma State (4/3)

BBs: 2, twice, last at Kansas (4/17)

Runs: 2, vs. UT Arlington (3/17)

ERs: 2, vs. UT Arlington (3/17)

Career Highs

IP: 4.1, at Oklahoma State (4/3/15)

Ks: 7, at Kansas (4/12/13)

Hits: 5, at Kansas (4/12/13)

BBs: 2, twice, last at Kansas (4/17/15)

Runs: 2, at UTA (3/17/15)

ERs: 2, at UTA (3/17/15)

#51 RHP JAKE MCKENZIE (Fr.)

2-0 | 0.53 ERA | 17 IP | 5 BBs | 11 Ks

Date	Opponent	IP	H	R	ER	BB	K	Dec
2/14	at Rice	2.2	2	0	0	0	2	-
2/17	UTSA	1.1	0	0	0	0	2	-
2/25	UTPA	1.0	0	0	0	1	0	-
3/10	UIW	1.1	0	0	0	2	2	-
3/17	at UTA	1.2	1	0	0	0	2	-
3/24	at TX State	1.1	1	0	0	0	1	-
3/28	at Nebraska	0.2	0	0	0	0	0	-
3/31	TAMU CC	1.0	2	1	1	0	0	-
4/3	at OK State	0.2	1	0	0	0	0	-
4/7	Wichita St.	1.0	0	0	0	1	1	W
4/12	Oklahoma	0.0	1	0	0	0	0	-
4/28	PVAMU	2.0	0	0	0	1	0	W
5/2	Texas Tech	0.1	1	0	0	0	0	-
5/3	Texas Tech	2.0	0	0	0	0	1	-

Career Highs**IP:** 2.2, at Rice (2/14)**Ks:** 2, four times, last at UTA (3/17)**Hits:** 2, twice, last vs. TAMU CC (3/31)**BBs:** 2, vs. UIW (3/10)**Runs:** 1, vs. TAMU CC (3/31)**ERs:** 1, vs. TAMU CC (3/31)**#53 LHP KIRBY BELLOW (Sr.)**

3-1 | 1.04 ERA | 34.2 IP | 12 BBs | 32 Ks | 5 SV

Date	Opponent	IP	H	R	ER	BB	K	Dec
2/14	at Rice	2.0	2	1	1	0	1	-
2/15	at Rice	2.1	2	0	0	0	3	-
2/21	Minnesota	1.2	1	0	0	0	2	-
2/25	UTPA	1.0	0	0	0	0	0	-
3/1	San Diego	2.2	1	0	0	0	2	-
3/1	San Diego	0.0	2	2	1	0	0	-
3/6	at Stanford	1.2	2	1	1	0	3	L
3/7	at Stanford	2.0	2	0	0	2	0	SV
3/13	West Virginia	1.0	0	0	0	0	1	W
3/17	at UTA	0.0	1	1	1	0	0	-
3/21	K-State	2.0	0	0	0	0	0	W
3/21	K-State	1.2	0	0	0	0	2	SV
3/24	at T-State	1.1	0	0	0	0	3	SV
3/28	at Nebraska	3.2	3	0	0	2	2	-
4/11	Oklahoma	1.2	1	0	0	0	2	SV
4/12	Oklahoma	1.0	1	0	0	1	1	-
4/17	at Kansas	2.2	0	0	0	2	2	-
4/21	Texas State	1.0	0	0	0	0	1	-
4/25	at TCU	0.2	2	6	0	2	2	-
4/28	PVAMU	1.0	0	0	0	1	1	-
5/1	Texas Tech	0.0	0	0	0	1	0	-
5/16	at Baylor	1.2	1	0	0	1	2	W
5/24	vs. OK State	2.0	1	0	0	1	2	SV

Season Highs**IP:** 3.2, at Nebraska (3/28)**Ks:** 3, three times, last at Texas State (3/24)**Hits:** 3, at Nebraska (3/28)**BBs:** 2, four times, last at TCU (4/25)**Runs:** 6, at TCU (4/25)**ERs:** 1, four times, last at UTA (3/17)**Career Highs****IP:** 3.2, at Nebraska (3/28/15)**Ks:** 3, five times, last at Texas State (3/24/15)**Hits:** 3, at Nebraska (3/28/15)**BBs:** 3, vs. Texas State (3/15/11)**Runs:** 6, at TCU (4/25/15)**ERs:** 2, four times, last at Oklahoma State (5/16/13)



#24 Parker French

Sr. | RHP

6-2 | 218

Dripping Springs, Texas

Dripping Springs HS

Season Highs

IP: 9.0, twice, last vs. Texas Tech (5/20)

Ks: 7, twice, last vs. Texas Tech (5/1)

Hits: 11, at TCU (4/25)

BBs: 5, at Stanford (3/7)

Runs: 6, at TCU (4/25)

ERs: 5, at TCU (4/25)

Career Highs

Same

8, vs. Stanford (2/21/14)

11, at TCU (4/25/15)

Same

8 at Oklahoma (4/11/14)

6 at Stanford (2/26/12)

AS A SENIOR (2015)

Earned Co-Most Outstanding Pitcher honors at the Big 12 Tournament after winning two games, including a complete game victory over Texas Tech (May 20) where he allowed just one run while striking out six, surrendering eight hits and one walk... also got the win in the championship against Oklahoma State (May 24) when he allowed a run in an inning of relief ... was named to the All-Big 12 second team on May 19 ... achieved the Academic Leadership Award and honors from the Friar Society for his academic work in his four years at Texas ... moved past Greg Swindell into sole possession of fifth place on the school's career starts list after making his 51st on Friday May 1 against Texas Tech (now has 53) ... ranks seventh in the Big 12 in ERA (2.33) ... ranks second in the Big 12 among active career leader in innings pitched (333.2) and ranks third in wins (22) ... in 2015 Big 12 play, he held a 2.42 ERA (sixth in the league) and his 36 strikeouts rank tied for seventh ... named one of 30 candidates for the Senior CLASS Award on March 24 ... has allowed two earned runs or less in 12 of 14 starts this season ... tossed 7 2/3 scoreless innings vs. the Red Raiders (5/1), earning his third win of the year while surrendering seven hits and three walks, and matching his season high with seven strikeouts in what was likely his final start at UFCU Disch-Falk Field ... allowed just one run over six innings on four hits and one walk while striking out five in an eventual Longhorn 3-2 victory in 14 innings at Kansas on April 17 ... had his second longest outing of the season with 7 2/3 vs. Oklahoma, allowing two runs (one earned) in a no-decision ... spun six innings vs. Kansas State (March 21, game one), allowing three runs (one earned) on seven hits and three walks while striking out four in a no decision ... hurled a career-high nine innings, and a season-high seven strikeouts, vs. West Virginia on March 13 while surrendering three runs (two earned) on seven hits and a walk in a no-decision ... earned his second win of the year March 7 at Stanford when he pitched seven innings, allowing just one run in an eventual 3-1 victory ... picked up his first win of 2015 against Minnesota February 20 when he spun six innings with one strikeout while allowing just one unearned run on four hits ... pitched five innings of one-run ball with one strikeout, while allowing four hits and hitting three batters, vs. Rice in the season opener (Feb. 13) of an eventual 3-1 Texas win ... named to the Big 12 Commissioner's Honor Roll for the 2014 fall semester.

JUNIOR HIGHLIGHTS (2014)

Went 7-5 with a 2.41 ERA which ranked third on the team and 10th in the Big 12 ... a member of the Academic All-Big 12 first team ... finished second on the team with 62 strikeouts and 104 2/3 innings pitched ... made 20 appearances, 17 of them starts ... ended the year ranked third among active Big 12 players in career innings pitched (248 2/3) and tied for fourth in wins (17).

SOPHOMORE HIGHLIGHTS (2013)

Made 13 starts primarily as the team's No. 1 starter as a sophomore, posting a 4-5 record with a 2.68 ERA ... in 77 1/3 innings, allowed 69 hits and 23 earned runs with 24 walks, 46 strikeouts and a .240 opponents' batting average ... threw three innings as part of a combined seven-inning no-hitter on May 11 against Texas Southern.

FRESHMAN HIGHLIGHTS (2012)

Made nine starts in 21 appearances as a freshman ... had a 6-2 record with a 2.84 ERA and two saves ... combined in three shutouts ... in 66 2/3 innings, allowed 58 hits and 21 earned runs with 19 walks and 30 strikeouts ... opponents hit .231 ... earned Louisville Slugger/Collegiate Baseball Freshman All-America honors ... named Big 12 Freshman of the Year and received All-Big 12 honorable mention.

HIGH SCHOOL

Lettered all four years at Dripping Springs High School under Coach Chris Payne ... awarded first team all-district and first team All-Centex as a senior ... won District 26-4A MVP, first team All-Centex and first team all-state as a junior ... named to the all-district second team as a freshman and a sophomore ... hit a cumulative .427 in his four years at Dripping Springs ... also played for James Ellison and the Austin Wings in the Summer Premier League

PERSONAL

Son of Doug and Toni ... has an older sister, Chelsie ... selected in the 19th round of the MLB Draft by the Detroit Tigers ... majoring in finance.

2015 Game-by-Game Stats

Date	OPPONENT	GS	IP	H	R	ER	BB	SO	2B	3B	HR	WP	BK	HBP	IBB	Score	W	L	SV	ERA
Feb 13, 2015	at Rice	*	5.0	4	1	1	0	1	1	0	0	0	0	3	0	3-1	0	0	0	1.80
Feb 20, 2015	MINNESOTA	*	6.0	3	1	0	2	2	2	0	0	1	0	0	0	13-2	1	0	0	0.82
Mar 01, 2015	SAN DIEGO-1	*	4.1	5	3	2	1	2	1	0	0	0	0	1	0	1-3	1	1	0	1.76
Mar 07, 2015	at Stanford	*	7.0	6	1	1	5	4	2	0	0	0	0	0	0	3-1	2	1	0	1.61
Mar 13, 2015	WEST VIRGINIA	*	9.0	7	3	2	1	7	1	1	0	0	0	0	0	4-3	2	1	0	1.72
Mar 21, 2015	KANSAS STATE-1	*	6.0	7	3	1	2	4	1	0	0	0	0	0	0	5-3	2	1	0	1.69
Mar 27, 2015	at Nebraska	*	4.1	7	3	3	0	3	1	0	0	0	0	0	0	1-3	2	2	0	2.16
Apr 03, 2015	at Oklahoma State	*	5.0	4	2	2	3	6	1	0	1	0	2	0	0	3-6	2	2	0	2.31
Apr 10, 2015	OKLAHOMA	*	7.2	9	2	1	1	4	0	0	0	1	0	0	0	2-3	2	2	0	2.15
Apr 17, 2015	at Kansas	*	6.0	4	1	1	1	5	2	0	0	0	0	0	0	3-2	2	2	0	2.09
Apr 25, 2015	TCU-1	*	5.0	11	6	5	1	1	1	0	0	1	0	1	0	5-6	2	3	0	2.62
May 01, 2015	TEXAS TECH	*	7.2	7	0	0	3	7	0	0	0	1	0	1	0	3-0	3	3	0	2.34
May 16, 2015	at Baylor	*	2.0	2	1	1	0	2	0	0	1	0	0	0	0	6-5	3	3	0	2.40
May 20, 2015	vs. Texas Tech	*	9.0	8	1	1	1	6	1	0	0	0	0	0	0	2-1	4	3	0	2.25
May 24, 2015	vs. Oklahoma State	*	1.0	2	1	1	0	0	0	0	0	0	0	0	0	6-3	5	3	0	2.33
Totals			14	85.0	86	29	22	21	54	14	1	2	4	2	6	60-42	5	3	0	2.33

Career Stats

Year	ERA	W	L	App	GS	CG	SHO	CBO	SV	IP	H	R	ER	BB	SO	2B	3B	HR	BF	B/Avg	WP	HBP	BK	SFA	SHA
2012	2.84	6	2	21	9	0	0	3	2	66.2	58	32	21	19	30	10	4	3	288	.231	3	12	1	1	5
2013	2.68	4	5	13	13	0	0	1	0	77.1	69	26	23	24	46	9	2	1	329	.240	5	7	0	2	8
2014	2.41	7	5	20	17	0	0	4	1	104.2	88	43	28	44	62	13	0	0	456	.233	4	15	0	4	15
2015	2.33	5	3	15	14	1	0	1	0	85.0	86	29	22	21	54	14	1	2	363	.264	4	6	2	3	7
TOTAL	2.54	22	15	69	53	1	0	9	3	333.2	301	130	94	108	192	46	7	6	1436	.242	16	40	3	10	35



#38 Ty Culbreth

Jr. | LHP

5-10 | 181

Bryan, Texas

Bryan HS

Season Highs

IP: 9.0, vs. Baylor (5/21)

Ks: 6, three times, last vs. Baylor (5/21)

Hits: 10, at TCU (4/25)

BBs: 3, vs. Baylor (5/21)

Runs: 4, twice, last vs. Texas Tech (5/2)

ERs: 4, vs. Texas Tech (5/2)

Career Highs

Same

Same

Same

5 at K-State (5/18/14)

Same

Same

AS A JUNIOR (2015)

Made his first 21 appearances of the season in relief before moving into a starting role on April 18 at Kansas ... 17 of his 26 outings have been scoreless ... tied for sixth in the Big 12 in appearances with 26 ... tossed a complete game victory against Baylor in the Big 12 Tournament on May 21, allowing three runs on five hits and three walks while striking out six ... the nine inning performance was a career high and the six strikeouts matched his personal best ... spun a personal best 8 1/3 scoreless innings before allowing the three runs on a homer in the top of the ninth ... pitched six innings and matched a career high in strikeouts (six) vs. Texas Tech on May 2 while allowing four earned runs ... set then career highs in innings pitched (six) and strikeouts (six) in his second career start April 25 at TCU ... drew his first career start April 18 at Kansas, lasting four innings and allowing three runs (all earned) on five hits and a walk while striking out two ... had made all 47 of his previous career appearances in relief ... earned his fourth save of the season April 7 vs. Wichita State ... picked up win number three of the year March 24 at Texas State by getting out of a jam with two runners on in the seventh inning ... earned his third save of the season March 21 (game one) after entering with runners on first and second and no outs in the top of the ninth up two, and retired three straight batters to save the game ... spun 1 2/3 scoreless frames with one hit allowed and three strikeouts against Stanford (March 5 & 6) ... earned his second win of the season against UTPA on February 25 by throwing a scoreless ninth inning of a tie game ... recorded career save number two vs. Minnesota on February 21 (game two) by tossing 2 2/3 shutout frames and striking out two while allowing just two hits and one walk ... pitched 3 1/3 scoreless innings in two games against Rice (Feb. 13 & 15), allowing three hits, one walk and striking out two, while recording a win and his first career save ... earned the win on February 15 against Rice when he spun 2 1/3 shutout innings of relief, while surrendering three hits, one walk and striking out one ... picked up his first career save when he threw a perfect ninth inning with one strikeout vs. Rice on February 13.

AS A SOPHOMORE (2014)

Made 20 appearances in relief and had a 2-0 record with a 1.98 ERA ... pitched 27 1/3 innings, striking out 20 and holding opponents to a .176 batting average ... earned his second win of the season May 18 against Kansas State by tossing 2 2/3 of relief and allowing one earned run ... pitched a career-high three innings of shutout baseball against UT Arlington on April 15.

AS A FRESHMAN (2013)

Appeared in six games as a reliever with 2 2/3 innings pitched ... did not allow a run during the season ... pitched one scoreless inning April 26 at Baylor with one walk ... threw 2/3 of an inning with a strikeout at Minnesota ... named to the Big 12 Commissioner's Honor Roll for the 2012 fall semester

HIGH SCHOOL

Played at Bryan (Texas) High under coach David Powers ... earned all-state second team honors in his senior season as well as team most valuable player and all-district first team honors ... earned all-district first team and team most valuable player honors in his junior season.

PERSONAL


Son of Rusty and Susan Culbreth ... has two sisters, Ashlie and Abby ... father played baseball at Lamar ... hasn't declared a major but is interested in sports management.

2015 Game-by-Game Stats

Date	OPPONENT	GS	IP	H	R	ER	BB	SO	2B	3B	HR	WP	BK	HBP	IBB	Score	W	L	SV	ERA
Feb 13, 2015	at Rice		1.0	0	0	0	0	1	0	0	0	0	0	0	0	3-1	0	0	1	0.00
Feb 15, 2015	at Rice		2.1	3	0	0	1	1	0	0	0	0	0	0	1	4-3	1	0	1	0.00
Feb 21, 2015	MINNESOTA-2		2.2	2	0	0	1	3	0	0	0	0	0	0	0	5-0	1	0	2	0.00
Feb 25, 2015	UT PAN AMERICAN		1.0	1	0	0	1	1	0	0	0	0	0	0	0	5-4	2	0	2	0.00
Mar 01, 2015	SAN DIEGO-2		0.1	0	3	2	2	0	0	0	0	0	0	0	2	1-6	2	0	2	2.45
Mar 05, 2015	at Stanford		1.1	0	0	0	0	3	0	0	0	0	0	0	0	4-5	2	0	2	2.08
Mar 06, 2015	at Stanford		0.1	1	0	0	0	0	0	0	0	0	0	0	0	3-5	2	0	2	2.00
Mar 14, 2015	WEST VIRGINIA		1.1	3	1	1	1	0	0	0	0	0	0	0	0	6-7	2	1	2	2.61
Mar 17, 2015	UT Arlington		0.2	2	1	1	1	1	0	1	0	1	0	0	1	5-6	2	2	2	3.27
Mar 21, 2015	KANSAS STATE-1		1.0	0	0	0	0	0	0	0	0	0	0	0	0	5-3	2	2	3	3.00
Mar 24, 2015	at Texas State		0.1	1	0	0	0	1	0	0	0	0	0	0	0	6-4	3	2	3	2.92
Mar 27, 2015	at Nebraska		1.2	0	0	0	0	1	0	0	0	0	0	0	0	1-3	3	2	3	2.57
Mar 28, 2015	at Nebraska		1.1	2	0	0	0	0	0	0	0	1	0	0	0	0-1	3	2	3	2.35
Mar 31, 2015	TEXAS A&M - CC		1.0	0	0	0	0	1	0	0	0	0	0	0	0	4-6	3	2	3	2.20
Apr 03, 2015	at Oklahoma State		2.1	2	0	0	1	1	0	0	0	0	0	0	0	3-6	3	2	3	1.93
Apr 04, 2015	at Oklahoma State		0.1	0	0	0	0	1	0	0	0	0	0	0	0	1-3	3	2	3	1.89
Apr 07, 2015	WICHITA STATE		1.0	0	0	0	0	1	0	0	0	0	0	0	0	6-4	3	2	4	1.80
Apr 10, 2015	OKLAHOMA		1.2	1	0	0	1	1	0	0	0	0	0	0	1	2-3	3	2	4	1.66
Apr 11, 2015	OKLAHOMA		0.2	1	0	0	0	0	0	0	0	0	0	0	0	4-1	3	2	4	1.61
Apr 14, 2015	SAM HOUSTON STATE		0.1	1	0	0	0	0	1	0	0	0	0	0	0	0-5	3	2	4	1.59
Apr 17, 2015	at Kansas		1.0	1	1	1	0	1	0	0	0	0	0	0	0	3-2	3	2	4	1.90
Apr 18, 2015	at Kansas	*	4.0	5	3	3	1	2	1	0	0	0	0	0	0	4-5	3	2	4	2.60
Apr 25, 2015	TCU-2	*	6.0	10	4	3	1	6	0	0	0	0	0	1	1	6-11	3	3	4	2.94
May 02, 2015	TEXAS TECH	*	6.0	7	4	4	0	6	1	0	0	0	0	0	0	1-9	3	4	4	3.40
May 16, 2015	at Baylor		3.0	5	3	2	0	2	0	0	0	0	0	0	0	6-5	3	4	4	3.59
May 21, 2015	vs. Baylor	*	9.0	5	3	3	3	6	0	0	1	0	0	0	0	4-3	4	4	4	3.48
Totals		4	51.2	53	23	20	14	40	3	1	1	2	0	1	6	92-111	4	4	4	3.48

Career Stats

Year	ERA	W	L	App	GS	CG	SHO	CBO	SV	IP	H	R	ER	BB	SO	2B	3B	HR	BF	B/Avg	WP	HBP	BK	SFA	SHA
2013	0.00	0	0	6	0	0	0	0	0	2.2	0	0	0	1	3	0	0	0	9	.000	0	1	0	0	0
2014	1.98	2	0	20	0	0	0	0	0	27.1	16	8	6	18	20	2	0	1	112	.176	0	1	1	0	2
2015	3.48	4	4	26	4	1	0	1	4	51.2	53	23	20	14	40	3	1	1	220	.279	2	1	0	5	10
TOTAL	2.87	6	4	52	4	1	0	1	4	81.2	69	31	26	33	63	5	1	2	341	.240	2	3	1	5	12



#19 Connor Mayes

Fr. | RHP

6-2 | 200

Austin, Texas

Lake Travis HS

Career Highs

IP: 9.0, vs. Baylor (5/23)

Ks: 10, twice, last vs. Baylor (5/23)

Hits: 8, vs. Texas Tech (5/3)

BBs: 3, vs. Baylor (5/23)

Runs: 5, vs. Texas Tech (5/3)

ERs: 5, vs. Texas Tech (5/3)

AS A FRESHMAN (2015)

Has a 2.29 ERA over 63 innings this season, making 27 appearances including four starts ... ranks fifth in the Big 12 in appearances with 27 and leads conference freshmen with a .239 opp. b/avg. against ... is fifth in the Big 12 in opp. b/avg. (.239) and sixth in ERA (2.29) ... has 53 strikeouts to 20 walks ... earned Co-Most Outstanding Pitcher honors at the Big 12 Tournament after pitching a complete game, two-hit shutout against Baylor on May 23, his 19th birthday ... it was the first complete game shutout by a UT pitcher since Brandon Workman did so on June 4, 2010 vs. Rider ... had 10 strikeouts in the outing while allowing just two hits and three walks ... the nine innings pitched were a career high and the 10 strikeouts matched a career best ... with the 10 K's, became first Texas pitcher to have multiple 10 strikeout games in the same season (also March 14 vs. West Virginia) since Taylor Jungmann did so in 2010 (10 on 4/8/11 vs. Baylor & 12 vs. Texas A&M on 5/19/11) ... named to the Big 12 All-Freshman Team on May 19 ... struck out five batters over five frames against Texas Tech on May 3 while allowing five earned runs ... picked up his second save of the season May 1 vs. Texas Tech when he preserved a 3-0 lead with a scoreless ninth inning with two strikeouts ... tossed 5 1/3 innings of relief at TCU (4/26) striking out four while allowing two runs on three hits in the second-longest outing of his season ... made three straight scoreless relief appearances from April 12-17 spanning 2 2/3 innings ... went eight straight appearances in March (1-28) without allowing a run and only surrendered nine hits in that span ... picked up his first career save March 22 vs. Kansas State, tossing 2 2/3 frames to end the game with two strikeouts while allowing just one hit batter ... named Big 12 Newcomer of the Week after he tossed 6 2/3 shutout innings of three-hit ball with a career-high 10 strikeouts to only one walk vs. West Virginia on March 14 ... spun 2 2/3 combined scoreless frames against Stanford on March 5 and 8, allowing no hits and striking out two ... went 2 2/3 innings against UTPA on February 25 while allowing three runs (two earned) on four hits while striking out three in a no decision ... tossed 1 1/3 scoreless frames vs. Minnesota on February 21 (game one), and allowed just one hit and one walk while recording a strikeout ... earned his first collegiate win against UTSA on February 17 when he started and spun three scoreless frames, surrendering just two hits and striking out two ... tossed a scoreless eighth inning of Texas' win over Rice on February 13 in his collegiate debut, allowing two hits ... named to the Big 12 Commissioner's Honor Roll for the 2014 fall semester.

HIGH SCHOOL

Lettered three years as a pitcher for coach Mike Rogers at Lake Travis High School in Austin, Texas ... pitching coach was Longhorn Legend and former MLB pitcher Dennis Cook ... went 11-0 with a 0.69 ERA and 90 strikeouts as a senior ... named third team all-state as a senior ... member of the Texas All-Star Team as a senior ... Central Texas Pitcher of the Year his senior season ... first team All-District pitcher as a junior ... tossed a perfect game with 10 strikeouts against Del Valle his junior season.

PERSONAL


Son of Doug and Gina Mayes ... has two brothers, Cole and Case ... hasn't declared a major but is interested in business.

2015 Game-by-Game Stats

Date	OPPONENT	GS	IP	H	R	ER	BB	SO	2B	3B	HR	WP	BK	HBP	IBB	Score	W	L	SV	ERA
Feb 13, 2015	at Rice		1.0	2	0	0	0	0	0	0	0	0	0	0	0	3-1	0	0	0	0.00
Feb 17, 2015	UTSA	*	3.0	2	0	0	0	2	1	0	0	0	0	0	0	14-2	1	0	0	0.00
Feb 21, 2015	MINNESOTA-1		1.1	1	0	0	1	1	0	0	0	0	0	0	0	5-0	1	0	0	0.00
Feb 25, 2015	UT PAN AMERICAN	*	2.2	4	3	2	2	3	0	0	0	0	0	0	0	5-4	1	0	0	2.25
Mar 01, 2015	SAN DIEGO-2		0.2	1	0	0	0	0	0	0	0	0	0	0	0	1-6	1	0	0	2.08
Mar 05, 2015	at Stanford		1.2	0	0	0	0	1	0	0	0	0	0	1	0	4-5	1	0	0	1.74
Mar 08, 2015	at Stanford		1.0	0	0	0	0	1	0	0	0	0	0	0	0	12-4	1	0	0	1.59
Mar 14, 2015	WEST VIRGINIA		6.2	3	0	0	1	10	1	0	0	0	0	0	0	6-7	1	0	0	1.00
Mar 21, 2015	KANSAS STATE-1		0.0	1	0	0	0	0	0	0	0	0	0	0	0	5-3	1	0	0	1.00
Mar 22, 2015	KANSAS STATE		2.2	0	0	0	0	2	0	0	0	0	0	1	0	6-1	1	0	1	0.87
Mar 24, 2015	at Texas State		0.2	0	0	0	0	1	0	0	0	0	0	0	0	6-4	1	0	1	0.84
Mar 28, 2015	at Nebraska		0.1	0	0	0	2	1	0	0	0	0	0	0	0	0-1	1	0	1	0.83
Mar 31, 2015	TEXAS A&M - CC		2.0	3	3	3	2	2	0	0	0	0	0	0	2	4-6	1	1	1	1.90
Apr 03, 2015	at Oklahoma State		1.2	1	1	1	2	2	0	0	0	0	1	0	0	3-6	1	1	1	2.13
Apr 05, 2015	at Oklahoma State		3.1	3	1	1	0	0	1	0	0	0	0	1	0	3-8	1	1	1	2.20
Apr 07, 2015	WICHITA STATE		2.1	2	0	0	2	2	0	0	0	0	0	0	1	6-4	1	1	1	2.03
Apr 10, 2015	OKLAHOMA		2.2	2	1	1	1	1	1	0	0	0	0	0	1	2-3	1	2	1	2.14
Apr 12, 2015	OKLAHOMA		1.0	1	0	0	0	0	0	0	0	0	0	0	0	2-3	1	2	1	2.08
Apr 14, 2015	SAM HOUSTON STATE		1.0	1	0	0	0	0	0	0	0	0	0	0	0	0-5	1	2	1	2.02
Apr 17, 2015	at Kansas		0.1	1	0	0	1	0	1	0	0	0	0	0	1	3-2	1	2	1	2.00
Apr 18, 2015	at Kansas		2.2	3	1	1	0	1	0	0	1	0	0	0	0	4-5	1	3	1	2.09
Apr 21, 2015	TEXAS STATE		1.2	0	0	0	1	1	0	0	0	0	0	0	0	7-3	1	3	1	2.01
Apr 26, 2015	TCU		5.1	3	2	2	1	4	1	0	1	0	0	0	0	1-7	1	3	1	2.17
May 01, 2015	TEXAS TECH		1.0	1	0	0	0	2	0	0	0	0	0	0	0	3-0	1	3	2	2.12
May 03, 2015	TEXAS TECH	*	5.0	8	5	5	0	5	1	0	1	1	0	2	0	1-5	1	4	2	2.79
May 16, 2015	at Baylor		2.1	4	1	0	1	1	1	0	0	1	0	0	0	6-5	1	4	2	2.67
May 23, 2015	vs. Baylor	*	9.0	2	0	0	3	10	0	0	0	0	0	0	0	4-0	2	4	2	2.29
Totals		4	63.0	49	18	16	20	53	8	0	3	2	1	5	5	116-100	2	4	2	2.29

Career Stats

Year	ERA	W	L	App	GS	CG	SHO	CBO	SV	IP	H	R	ER	BB	SO	2B	3B	HR	BF	B/Avg	WP	HBP	BK	SFA	SHA
2015	2.29	2	4	27	4	1	1	2	2	63.0	49	18	16	20	53	8	0	3	262	.215	2	5	1	3	6



#34 Kyle Johnston

Fr. | RHP

6-0 | 202

Flower Mound, Texas

Flower Mound HS

Career Highs

IP: 6.0, vs. Oklahoma State (5/24)

Ks: 7, vs. Oklahoma State (5/24)

Hits: 3, twice, last vs. Oklahoma State (5/24)

BBs: 4, vs. Oklahoma (4/12)

Runs: 2, twice, last vs. Oklahoma State (5/24)

ERs: 2, twice, last vs. Oklahoma State (5/24)

AS A FRESHMAN (2015)

Has a 2.13 ERA with 37 strikeouts over 38 innings pitched this season ... has made four starts and another 20 appearances in relief with one save and one win ... started and pitched a career high six innings in the Big 12 Tournament Championship game against Oklahoma State on May 24, allowing two earned runs on three hits and two walks while striking out a career-best seven ... held a 1.00 ERA over 18 innings in Big 12 regular season play with 19 strikeouts ... earned his first career win May 17 at Baylor (game two) by starting and hurling a career-high five frames of shutout ball with four strikeouts, while allowing just three hits and three walks ... struck out a career-high five against Oklahoma State on April 4 while not allowing a run in 2 2/3 innings of work ... tossed three innings with three strikeouts, two walks and one run on one hit allowed in a no decision against Texas A&M Corpus Christi (March 31) ... hurled two shutout innings on March 15 vs. West Virginia with three strikeouts and just two hits allowed to preserve a 5-1 win ... spun 2 1/3 shutout frames of relief at Stanford (March 8), allowing just two hits and a walk in the outing while striking out one ... pitched a shutout eighth inning on February 25 against UTPA while allowing only one hit ... tossed a scoreless ninth inning against Minnesota (Feb. 21, game one) to preserve a 5-0 victory ... made his college debut and earned his first career save in the same appearance against Rice on February 15 when he entered in the top of the 10th inning with a one-run lead and a runner on second with one out, and retired two batters (one strikeout) to preserve a 4-3 Texas win ... named to the Big 12 Commissioner's Honor Roll for the 2014 fall semester.

HIGH SCHOOL

Two-year letter winner as a pitcher at Flower Mound High School under Coach Danny Wallace ... went 11-2 with a 0.30 ERA, 129 strikeouts and just 17 walks as a senior ... named Dallas Morning News Player of the Year, Texas Sports Writer's Association Player of the Year, first team All-State and first team all-district during his senior campaign ... pitched a perfect game in the second round of the state playoffs, striking out 16.

PERSONAL


Parents are Brand and Linda Johnston ... hasn't declared a major.

2015 Game-by-Game Stats

Date	OPPONENT	GS	IP	H	R	ER	BB	SO	2B	3B	HR	WP	BK	HBP	IBB	Score	W	L	SV	ERA
Feb 15, 2015	RICE		0.2	0	0	0	1	1	0	0	0	0	0	0	0	4-3	0	0	1	0.00
Feb 21, 2015	MINNESOTA-1		1.0	0	0	0	1	0	0	0	0	0	0	0	0	5-0	0	0	1	0.00
Feb 25, 2015	UT PAN AMERICAN		1.0	1	0	0	0	0	0	0	0	0	0	0	0	5-4	0	0	1	0.00
Mar 01, 2015	SAN DIEGO-2		1.0	0	1	1	1	0	0	0	0	0	0	0	0	1-6	0	1	1	2.45
Mar 06, 2015	at Stanford		0.2	1	1	1	1	1	0	0	0	0	0	0	0	3-5	0	1	1	4.15
Mar 08, 2015	at Stanford		2.1	2	0	0	1	1	1	0	0	0	0	0	0	12-4	0	1	1	2.70
Mar 15, 2015	WEST VIRGINIA		2.0	2	0	0	0	3	0	0	0	0	0	0	0	5-1	0	1	1	2.08
Mar 17, 2015	UT Arlington		0.2	1	0	0	1	0	0	0	0	0	0	0	0	5-6	0	1	1	1.93
Mar 21, 2015	KANSAS STATE-1		0.0	0	0	0	1	0	0	0	0	0	0	0	0	5-3	0	1	1	1.93
Mar 24, 2015	at Texas State		2.1	2	2	2	1	2	0	0	1	0	0	0	0	6-4	0	1	1	3.09
Mar 28, 2015	at Nebraska		0.0	0	0	0	1	0	0	0	0	0	0	0	0	0-1	0	1	1	3.09
Mar 31, 2015	TEXAS A&M - CC	*	3.0	1	1	1	1	3	0	0	0	0	0	1	0	4-6	0	1	1	3.07
Apr 03, 2015	at Oklahoma State		0.0	0	0	0	1	0	0	0	0	0	0	0	0	3-6	0	1	1	3.07
Apr 04, 2015	at Oklahoma State		2.2	0	0	0	2	5	0	0	0	1	0	0	0	1-3	0	1	1	2.60
Apr 07, 2015	WICHITA STATE		0.1	0	0	0	1	1	0	0	0	0	0	0	0	6-4	0	1	1	2.55
Apr 12, 2015	OKLAHOMA	*	2.1	2	1	1	4	2	0	0	0	0	0	0	0	2-3	0	1	1	2.70
Apr 18, 2015	at Kansas		2.0	1	1	0	2	2	0	0	0	0	0	1	0	4-5	0	1	1	2.45
Apr 25, 2015	at TCU-1		1.0	0	0	0	0	1	0	0	0	0	0	0	0	5-6	0	1	1	2.35
Apr 25, 2015	at TCU-2		1.0	1	1	1	0	1	1	0	0	1	0	0	0	6-11	0	1	1	2.62
Apr 28, 2015	PRAIRIE VIEW A&M		1.0	1	0	0	0	2	0	0	0	0	0	0	0	12-4	0	1	1	2.52
May 02, 2015	TEXAS TECH		1.0	0	0	0	1	1	0	0	0	0	0	1	0	1-9	0	1	1	2.42
May 03, 2015	TEXAS TECH		1.0	0	0	0	0	0	0	0	0	0	0	1	0	1-5	0	1	1	2.33
May 17, 2015	at Baylor-2	*	5.0	3	0	0	3	4	0	0	0	2	0	0	0	11-1	1	1	1	1.97
May 24, 2015	vs. Oklahoma State	*	6.0	3	2	2	2	7	0	0	0	0	0	1	0	6-3	1	1	1	2.13
Totals		4	38.0	21	10	9	26	37	2	0	1	4	0	5	0	113-103	1	1	1	2.13

Career Stats

Year	ERA	W	L	App	GS	CG	SHO	CBO	SV	IP	H	R	ER	BB	SO	2B	3B	HR	BF	B/Avg	WP	HBP	BK	SFA	SHA
2015	2.13	1	1	24	4	0	0	1	1	38.0	21	10	9	26	37	2	0	1	163	.162	4	5	0	0	2

**#30 Josh Sawyer****So. | LHP****6-2 | 190****San Angelo, Texas****San Angelo Central HS****Season Highs**

IP: 5.0, four times, last at Baylor (5/17)

Ks: 4, four times, last at Baylor (5/17)

Hits: 7, at Rice (2/14)

BBs: 4, vs. SHSU (4/14)

Runs: 6, vs. West Virginia (3/17)

ERs: 5, twice, last vs. West Virginia (3/17)

Career Highs

Same

4, five times, last at Baylor (5/17/15)

Same

Same

Same

Same

AS A SOPHOMORE (2015)

Has made 13 appearances, 11 of them starts, and owns a 3-3 record with a 4.82 ERA ... made scoreless relief outings at Nebraska (2 IP) and Oklahoma State (4/5) ... grabbed his third victory of the season April 21 against Texas State, tossing five innings and allowing two runs on three hits and two walks while striking out four ... earned his second win of the season March 8 against Stanford, pitching five innings and allowing two runs (one earned) on four hits, while striking out one Cardinal ... spun four scoreless frames in a start vs. San Diego on March 1 (game two), allowing three hits and one walk, while striking out three in a no decision ... won his first game of 2015 in his second career start on February 21 (game one) against Minnesota after spinning five scoreless frames with four strikeouts, and allowing just three hits and one walk ... made his first career start on the mound February 14 (game two) against Rice, tossing 4 1/3 innings ... named to the Big 12 Commissioner's Honor Roll for the 2014 fall semester.

AS A FRESHMAN (2014)

Went 1-0 with a 5.59 ERA, logging 9 2/3 innings on the year ... had his best outing of the season at West Virginia on May 4, tossing three scoreless innings while allowing just two hits ... picked up his first career win on February 18 against Texas A&M Corpus Christi when he hurled 2 2/3 shutout innings in relief while striking out four ... recorded his first collegiate appearance against Cal on February 14 ... named to the Big 12 Commissioner's Honor Roll for the 2013 fall semester and the 2014 spring semester.

HIGH SCHOOL

A four-year letterwinner in baseball at San Angelo Central High School ... played both first base and pitcher ... named All-West Texas Player of the Year and made first team all-state as a designated hitter his senior season ... the District 2-5A MVP his senior season ... named all-district first baseman (2012) and all-district pitcher (2011) ... his senior season, pitched 69 innings with a 5-3 record and an ERA of 1.92 ... named Academic All-State his senior year ... member of the Young Life youth group.

PERSONAL

Son of Steve and Shannan Sawyer ... has two brothers, Matt and Luke ... his father played third base at Colorado State, mother played softball at Colorado State, and uncle Bobby Stratman played football at Colorado State as a safety ... hasn't declared a major but is interested in business.

2015 Game-by-Game Stats

Date	OPPONENT	GS	IP	H	R	ER	BB	SO	2B	3B	HR	WP	BK	HBP	IBB	Score	W	L	SV	ERA
Feb 14, 2015	at Rice (Game 2-DH)	*	4.1	7	5	5	2	1	1	0	0	0	2	0	0	2-5	0	1	0	10.38
Feb 21, 2015	MINNESOTA (Game 1-DH)	*	5.0	3	0	0	1	4	0	0	0	0	0	0	0	5-0	1	1	0	4.82
Mar 01, 2015	SAN DIEGO (Game 2-DH)	*	4.0	3	0	0	1	3	1	0	0	0	0	1	0	1-6	1	1	0	3.38
Mar 08, 2015	at Stanford	*	5.0	4	2	1	1	1	1	0	0	0	0	0	0	12-4	2	1	0	2.95
Mar 14, 2015	WEST VIRGINIA	*	2.0	5	6	5	2	3	0	0	0	0	1	1	0	6-7	2	1	0	4.87
Mar 24, 2015	at Texas State	*	3.0	2	2	2	2	2	1	0	1	0	0	1	0	6-4	2	1	0	5.01
Mar 29, 2015	at Nebraska		2.0	4	0	0	1	1	0	0	0	0	0	0	0	2-6	2	1	0	4.62
Apr 05, 2015	at Oklahoma State		0.2	1	0	0	0	0	0	0	0	0	0	0	0	3-8	2	1	0	4.50
Apr 07, 2015	WICHITA STATE	*	3.2	2	2	2	3	4	1	0	0	0	0	0	0	6-4	2	1	0	4.55
Apr 14, 2015	SAM HOUSTON STATE	*	4.0	4	2	2	4	3	0	0	0	1	0	0	0	0-5	2	2	0	4.54
Apr 21, 2015	TEXAS STATE	*	5.0	3	2	2	2	4	1	0	0	0	0	0	0	7-3	3	2	0	4.42
Apr 28, 2015	PRAIRIE VIEW A&M	*	3.0	0	4	2	3	2	0	0	0	0	0	2	0	12-4	3	2	0	4.54
May 17, 2015	at Baylor-1	*	5.0	5	4	4	1	4	1	0	0	0	0	1	0	1-7	3	3	0	4.82
Totals			11	46.2	43	29	25	23	32	7	0	1	1	3	6	63-63	3	3	0	4.82

Career Stats

Year	ERA	W	L	App	GS	CG	SHO	CBO	SV	IP	H	R	ER	BB	SO	2B	3B	HR	BF	B/Avg	WP	HBP	BK	SFA	SHA
2014	5.59	1	0	7	0	0	0	1	0	9.2	14	6	6	6	8	4	0	0	48	.333	3	0	0	0	0
2015	4.82	3	3	13	11	0	0	1	0	46.2	43	29	25	23	32	7	0	1	209	.249	1	6	3	1	6
TOTAL	4.95	4	3	20	11	0	0	2	0	56.1	57	35	31	29	40	11	0	1	257	.265	4	6	3	1	6

#1 Tres Barrera C/1B | 6-0 | 211 | R/R | So.

- Named to the All-Big 12 second team
- BIG12: Third in the conference in home runs (9), is 10th in slugging (.488) and is ninth in walks (32)
- Leads the team with nine home runs and is tied for first in runs scored (38); second in walks (32), slugging percentage (.488), hits (59), on-base percentage (.396) and is tied for second in triples (3)
- Has reached base safely in 49 of 55 games including the first 17 games of the year
- BIG 12 TOURNAMENT: Named the All-Tournament Team catcher for his efforts including a home run, a walk-off single, a tied for team-leading four RBIs and team leading four runs scored (5/20-24)
- BIG 12 PLAY: Hit .284 in regular season conference play (27-for-95) with a .809 OPS, three doubles, four home runs, 10 RBIs, 10 walks and a team-high 14 runs in 24 games
- The four homers rank fifth in the league and the 14 runs scored tie him for 10th
- TCU SERIES: 4-for-11 (.364) with a homer, three runs and two walks (4/25-26)
- KANSAS SERIES: 5-for-12 with a double, two runs scored, two RBIs, three walks, a hit by pitch and his sixth home run of the season (4/17-19)
- K-STATE SERIES: 4-for-11 with two doubles, two RBIs and two runs scored (3/21-22)
- STANFORD SERIES: 5-for-14 with a home run, a double, two runs scored, three RBIs and four walks in the four-game set (3/5-3/8)
- MINNESOTA SERIES: 5-for-15 with five runs scored, two doubles, a triple, three walks and an RBI in the four games (2/20-2/22)
- Launched a two-run first inning homer vs. Baylor in the Big 12 Tournament in a 1-for-2 effort with two runs scored and two walks (5/23)
- Had a walk-off RBI single against Baylor in the Big 12 Tournament (5/21)
- Was 2-for-5 with a game-winning ninth inning solo-home run against Baylor (5/16)
- Launched his sixth homer of the year in a 3-for-4 effort with a walk and two RBIs against Kansas (4/19)
- Was 2-for-3 with a walk, a triple, two RBIs and a run scored vs. UT Arlington (3/17)
- Went 5-for-6 with a home run, a double and six RBIs against UTSA (2/17)
- IN 2014: Named a second team freshman All-American by Baseball America and Perfect Game and named to the Big 12 All-Freshman team
- IN 2014: Won the 2014 College Home Run Derby by blasting 41 home runs in the competition
- IN 2014: Played in 65 games, starting 63 ... hit .261 on the year while ranking second on the team in home runs (5) and tied for second in RBIs (35) and doubles (13)

Career Highs

Hits: 5, vs. UTSA (2/17/15)
Runs Batted In: 6, vs. UTSA (2/17/15)
Runs Scored: 2, 12 times, last vs. UIW (3/10/15)
Walks: 2, 12 times, last vs. Baylor (5/23/15)
Doubles: 2, twice, last vs. Baylor (4/5/14)
Triples: 1, six times, last vs. Texas State (4/21)
Home Runs: 2, at Kansas State (5/18/14)
Total Bases: 9, vs UTSA (2/17/15)
Stolen Bases: -

#4 Collin Shaw RF | 6-0 | 199 | L/L | Sr.

- BIG12: Second in the Big 12 in doubles (19)
- Leads the team in doubles (19) and is tied for the team lead in RBIs (32)
- Third on the team with 49 hits and 84 total bases; tied for third on the squad with five home runs
- Leads the squad with nine multi-RBI outings
- BIG 12 TOURNAMENT: Hit .357 (5-for-14) with a double, a triple, three runs, an RBI and a walk over the four game span (5/20-24)
- BAYLOR SERIES: batted .364 (4-for-11) with a home run, a double, a walk an RBI and four runs scored (5/16-17)
- WEST VIRGINIA SERIES: hit .364 (4-for-11) with a home run, a double, a walk, three RBIs and two runs scored (3/13-15)
- Scored a career-high three runs in a 2-for-4 effort with a double against Baylor (5/17)
- Was 3-for-4, including his fourth home run of the year against Prairie View A&M while also driving in and scoring another run each and stealing two bases (4/28)
- Launched his second homer (two-run) of the year against Kansas State (3/22)
- 2-for-3 with a run scored, an RBI double and a sacrifice fly vs. West Virginia (3/15)
- Crushed his first career home run March 14 vs. West Virginia
- Had two doubles and a triple with two RBIs and a run against Minnesota (2/20)
- IN 2014: Named to the Houston All-Regional Team and Academic All-Big 12 second team
- IN 2014: Played in 61 games with 56 starts in right field while hitting .264 and stealing 13 bases on 19 attempts
- IN 2014: Second on the team with 12 sac bunts and five sac flies; provided great defense with a number of diving, highlight-reel catches and four outfield assists

Career Highs

Hits: 3, four times, last vs. PVAMU (4/28/15)
Runs Batted In: 3, twice, last vs. Minnesota (2/21/15)
Runs Scored: 3, at Baylor (5/17/15)
Walks: 3, vs. Baylor (4/6/14)
Doubles: 2, three times, last vs. Minnesota (2/21/15)
Triples: 1, four times, last vs. Texas Tech (5/20/15)
Home Runs: 1, five times, last at Baylor (5/17/15)
Total Bases: 7, vs. Minnesota (2/20/15)
Stolen Bases: 2, twice, last vs. PVAMU (4/28/15)

#7 Michael Cantu C/1B | 6-3 | 237 | R/R | Fr.

- Named to the Big 12 All-Freshman team
- BIG12: Co-Big 12 Newcomer of the Week Honors for February 16-22, hitting .375 (6-for-16) for the week, and also tied for the team lead with seven RBIs while adding six runs and a pair of doubles, and drew a team-high six walks to have a team-best .545 on-base percentage during that span
- Earned Newcomer of the week honors again April 13-19 by slashing .500/.714/.563 in the weekend series against Kansas, doubling and scoring three times each
- BIG12: Eighth in the conference in walks (33)
- Leads the team in walks (33)
- LEADING OFF: Reaching base 40.5% of the time as the leadoff man in an inning (17 of 42)
- KANSAS SERIES: 7-for-14 (.500) with two walks, three doubles and three runs scored in the series (4/17-19)
- OKLAHOMA SERIES: Reached base in 8 of 13 plate appearances (four hits) and scored four runs while also throwing out 3 of 3 base runners attempting to steal
- STANFORD SERIES: .357 (5-for-14) in a four-game series, with a double, five runs scored, an RBI and four walks (3/5-3/8)
- Hit his first career home run against Texas State (3/24)
- 3-for-4 with a double, two RBIs, a run scored and a walk vs. West Virginia (3/14)
- 3-for-3 with two walks, two runs scored, two doubles and five RBIs against Minnesota (2/20)
- Scored three runs and had two hits and two walks against UTSA (2/17)

Career Highs

Hits: 3, four times, last at Kansas (4/19)
Runs Batted In: 5, vs. Minnesota (2/20)
Runs Scored: 3, twice, last at Stanford (3/8)
Walks: 3, twice, last vs. Oklahoma (4/11)
Doubles: 3, at Kansas (4/19)
Triples: -
Home Runs: 1, at Texas State (3/24)
Total Bases: 6, at Kansas (4/19)
Stolen Bases: -

#8 Brooks Marlow 2B | 5-9 | 184 | L/R | Sr.

- Tied for third on the team in home runs (5) and fourth in hits (52)
- BIG 12 TOURNAMENT: Earned All-Tournament second base honors after a 3-for-9 effort with a tie for the team lead in RBIs with four (5/20-24)
- TCU SERIES: Hit .300 (3-for-10) with a home run, a triple, three runs scored, three RBIs and two walks
- KSTATE SERIES: 5-for-11 (.455)
- Launched his fifth homer of the year in a 2-for-5, three RBI effort vs. PVAMU (4/28)
- 2-for-5 with a double, a home run and an additional run scored against West Virginia (3/13)
- Scored two runs and launched his second home run of the season against Incarnate Word (3/10)
- 2-for-5 with a double and a career-high four RBIs vs. Minnesota (2/22)
- Had two hits, including a solo home run, in game two of the doubleheader against Minnesota (2/21)
- IN 2014: Named to the All-Big 12 second team and was named to the Houston All-Regional Team
- IN 2014: Started all 67 games at second base and won the Rawlings Gold Glove at his position
- IN 2014: Hit .268 with a .383 on-base percentage which was second on the team, and drew 47 walks which was tied for the second most in the Big 12

Career Highs**Hits:** 4, three times, last vs. Rice (5/31/14)**Runs Batted In:** 4, vs. Minnesota (2/22/15)**Runs Scored:** 3, three times, last at Rice (4/1/14)**Walks:** 3, twice, last vs. Oklahoma State (5/24/14)**Doubles:** 2, four times, last vs. Baylor (4/4/14)**Triples:** 1, nine times, last at TCU (4/25/15)**Home Runs:** 2, vs. Duke (2/18/12)**Total Bases:** 9, at Texas Tech (3/28/14)**Stolen Bases:** 1, seven times, last at Kansas State (5/18/14)**#9 C.J Hinojosa SS/3B | 5-9 | 179 | R/R | Jr.**

- Named Big 12 Player of the week May 11-17, homering four times in three games while totaling five RBIs and five runs and hitting .462
- Second on the team in home runs (7), third in RBIs (30) and tied for third in multi-RBI games with six and tied for third in doubles with nine; fifth in hits (50)
- TWO-OUTS: .313 (21-for-67) with 15 RBIs
- BIG 12 PLAY: Hit .304 (28-for-92) with six home runs, 17 RBIs, three runs scored, 53 total bases and a .576 slugging percentage
- The six homers are tied for first in the league, while the 53 total bases and .576 slugging percentage rank second
- On a 12 game reached base streak
- BAYLOR SERIES: 6-for-13 (.462) with four home runs, five runs scored, five RBIs and two walks (5/16-17)
- TCU SERIES: 4-for-10 (.400) with a run scored and an RBI
- KANSAS SERIES: 7-for-17 with two doubles, a triple, a home run, three runs scored, six RBIs and a hit-by-pitch (4/17-19)
- Had his first career multi-homer game against when he went 3-for-5 including a game-tying homer in the top of the ninth against Baylor (5/16)
- Hit for the cycle against Kansas (4/19) while scoring three times and driving in four in a 4-for-6 effort
- Launched a go-ahead, three-run homer run in the top of the eighth against Texas State with two outs (3/24)
- Had three hits, including two, two out RBI singles, and scored a run vs. UTA (3/17)
- Smashed an RBI triple and his first home run of the year vs. West Virginia (3/13)
- 3-for-5 with a double, two runs scored and an RBI against UTSA (2/17)
- Game-tying two-out RBI single in the top of the seventh inning against Rice (2/15)
- IN 2014: Named to the College World Series All-Tournament Team and the Academic All-Big 12 second team
- IN 2014: Started all 67 games at shortstop and finished second on the team with a .298 batting average
- IN 2014: Ranked second on the team with 21 multiple-hit games and nine multiple-RBI games, tied for second with 13 doubles and 35 RBIs and led the team with 16 sacrifice bunts which ranked t-17th nationally

Career Highs**Hits:** 4, at Kansas (4/19/15)**Runs Batted In:** 4, at Kansas (4/19/15)**Runs Scored:** 3, at Kansas (4/19/15)**Walks:** 3, vs. Columbia (3/22/14)**Doubles:** 2, at TCU (5/17/13)**Triples:** 1, three times, last at Kansas (4/19/15)**Home Runs:** 2, at Baylor (5/16/15)**Total Bases:** 10, at Kansas (4/19/15)**Stolen Bases:** 1, 12 times, last at Texas State (3/24/15)

#12 Joe Baker SS | 5-9 | 188 | R/R | Fr.

- Has a .753 OPS in 137 plate appearances on the year
- Third on the team in batting average (.297) and on-base percentage (.380)
- WITH RUNNERS: 19-for-53 (.358) with runners on base this year
- SCORING POSITION: (.406) 13-for-32 with runners in scoring position
- TWO-OUTS: 15-for-37 (.405) with seven RBIs
- On a team-high eight game hit streak
- BIG 12 TOURNAMENT: Earned All-Tournament designated hitter honors after hitting .353 (6-for-17) with a run scored (5/20-24)
- BAYLOR SERIES: 5-for-13 (.385) with two runs, a walk, a steal and an RBI
- TEXAS TECH SERIES: Hit .300 (3-for-10) with a walk, an RBI and a stolen base vs. Texas Tech (5/1-3)
- Was a perfect 3-for-3 with a double, a run scored, a hit-by-pitch, a stolen base and two RBIs against PVAMU (4/28)
- Launched his first career home run in a 2-for-4 effort against Kansas (4/19) with a double, two runs and four RBIs
- Roped a career-high three base hits, scored twice, walked and drove in a run against Wichita State (4/7)
- Went 2-for-4 with an RBI double against Texas A&M Corpus Christi (3/31)
- Made his first college start February 21 against Minnesota (game one) and went 1-for-2 with two runs scored, a stolen base and a walk

Career Highs**Hits:** 3, three times, last at Baylor (5/16)**Runs Batted In:** 4, at Kansas (4/19)**Runs Scored:** 2, three times, last at Kansas (4/19)**Walks:** 1, eight times, last vs. Texas Tech (5/3)**Doubles:** 1, four times, last vs. PVAMU (4/28)**Triples:** -**Home Runs:** 1, at Kansas (4/19)**Total Bases:** 6, at Kansas (4/19)**Stolen Bases:** 1, five times, last at Baylor (5/17)**#14 Ben Johnson LF | 6-0 | 191 | R/R | Jr.**

- Named first team All-Big 12
- Named to the Golden Spikes Award Midseason Watch List (4/9)
- NCAA: Tied for the eighth most triples in the country (7)
- BIG12: leads the Big 12 in triples (7), is second in multi-hit games (26), third in total bases (119), tied for third in hits (79) and sixth in slugging (.511)
- Leads the team in batting average (.339), hits (79), slugging percentage (.511), triples (7), multi-hit games (26), steals (16), total bases (119) and on-base percentage (.402)
- Has reached base in 16 of the last 17 games
- Began the season on a 10-game hit streak
- Has had multiple hits in 26 of 54 games, and three or more hits in nine contests
- TWO-OUTS: 23-for-70 (.329) with 17 RBIs
- RUNNERS IN SCORING POSITION: 20-for-55 (.364)
- AS LEAD OFF: Reaching 41.6% of the time (37 of 89) when leading off an inning
- BIG 12 PLAY: had a team-leading .350 batting average with 13 extra base hits (eight doubles, three triples, two home runs), seven steals and an OPS of .980 in 23 games.
- Tied for second in the league with 35 hits and eight doubles, and his 55 total bases lead the league during conference play.
- TEXAS TECH SERIES: Went 5-for-11 with a double, two runs scored, two stolen bases and three hit by pitches (5/1-3)
- TCU SERIES: 6-for-14 (.429) with a double, two RBIs, a run scored and a walk
- KANSAS SERIES: 6-for-13 (.462) with two doubles, two home runs, four runs scored, four RBIs, four walks and a hit-by-pitch (4/17-19)
- K-STATE SERIES: Blasted four extra base hits (three doubles and a triple) (4-for-12) with three RBIs and three runs scored (3/21-22)
- WEST VIRGINIA: 5-for-13 (.385) with a double, a triple, a run scored and an RBI (3/13-15)
- STANFORD SERIES: 8-for-17 with two home runs, a triple, five RBIs, five runs scored, two hit by pitches and a walk in the four-game set at Stanford (3/5-3/8)
- MINNESOTA SERIES: hit .500 (9-for-18) in a four-game set with a double, a triple, an RBI, two runs scored and two stolen bases (2/20-2/22)
- RICE SERIES: 8-for-18 with a home run, five RBIs and five runs scored in the week-end series vs. Rice (2/13-2/15)
- Went 2-for-5 in the Big 12 Title game vs. Oklahoma State with two runs scored (5/24)
- Launched two home runs in the same game for the second time this season (3/5 at Stanford) against Kansas (4/19) in a 4-for-5 effort with three runs score and three RBIs in the game.
- Had a career-high five hits (5-for-5), including a triple, two runs scored and two RBIs at Stanford (3/8)
- Had a 4-for-5 game, along with a three-run home run and three runs scored vs. Rice (2/14)
- IN 2014: Honorable mention All-Big 12 and first team Academic All-Big 12 selection
- IN 2014: Started all 67 games in the outfield (62 in LF, 5 in RF), and led the team and ranked tied for second in the Big 12 with 21 stolen bases (on 21 attempts)
- IN 2014: Hit .263 with a team-high six home runs, had 33 RBIs, 11 doubles, three triples and scored a team-high 46 runs

Career Highs**Hits:** 5, at Stanford (3/8/15)**Runs Batted In:** 3, six times, last at Kansas (4/19/15)**Runs Scored:** 4, vs. UT Arlington (4/15/14)**Walks:** 3, vs. UTPA (4/16/13)**Doubles:** 2, twice, last vs. Kansas State (3/22/15)**Triples:** 1, 10 times, last at Oklahoma State (4/5/15)**Home Runs:** 2, twice, last at Kansas (4/19/15)**Total Bases:** 11, at Kansas (4/19/15)**Stolen Bases:** 4, vs. PVAMU (4/28/15)

#17 Bret Boswell 3B | 5-11 | 177 | L/R | r-Fr.

- Named to the Big 12 All-Freshman team
- Tied for third on the team with nine doubles and is third on the squad in walks (30)
- Tied for second on the team with 15 multi-hit games this season
- Tied for the third longest reached base streak on the team this season, reaching in the first 12 games of the year
- BIG 12 TOURNAMENT: Earned All-Tournament third base honors after having three hits in the four games including a double (5/20-24)
- BIG 12 PLAY: .275 (19-for-69) with a double, a triple, a home run, eight runs scored, six RBIs and 12 walks over 20 games
- TCU SERIES: 4-for-10 (.400) with his second home run of the season, two runs scored, two RBIs and three walks
- OKLAHOMA SERIES: Hit .571 (4-for-7) with a triple, a run scored, an RBI and a walk
- K-STATE SERIES: Hit .500 (4-for-8) with a double, two walks, a hit by pitch, an RBI and two runs scored (3/21-22)
- MINNESOTA SERIES: hit .400 (6-for-15) for the series with four runs scored, three RBIs, three doubles and two walks (2/20-2/22)
- Launched his first-career home run in a three RBI effort vs. Texas State (4/21)
- Went 2-for-2 with a two walks, a double and a run scored vs. Kansas State in game one of the double-header on March 21 ... the run scored came after smacking a leadoff double in the bottom of the eighth inning to spark a come from behind 5-3 victory
- Mashed two doubles, drove in two runs and scored twice vs. Incarnate Word (3/10)
- Went 3-for-5 with a double, run scored and two RBIs, including a walk-off RBI single, in a 5-4 win over UTPA (2/25)
- Was 2-for-4 with a run scored, an RBI and two doubles vs. Minnesota (2/21)
- IN 2014: Missed the season due to injury

Career Highs**Hits:** 3, twice, last vs. UTPA (2/25)**Runs Batted In:** 3, vs. Texas State (4/21)**Runs Scored:** 2, three times, last vs. UIW (3/10)**Walks:** 2, five times, last vs. Texas Tech (5/3)**Doubles:** 2, twice, last vs. UIW (3/10)**Triples:** 1, vs. Oklahoma (4/11)**Home Runs:** 1, twice, vs. TCU (4/25)**Total Bases:** 5, vs. TCU (4/25)**Stolen Bases:** -**#42 Kacy Clemens P/1B | 6-1 | 203 | L/R | So.**

- Has a .339 on-base percentage in 56 plate appearances this season
- KANSAS SERIES: 2-for-3 (.667) with a run scored and two walks (4/17-19)
- Had a pinch hit against Texas Tech in the Big 12 Tournament (5/20)
- Is believed to be the first Longhorn to start a game as the pitcher/designated hitter since Brooks Kieschnick in 1993 when he did so vs. Kansas State (3/22)
- Made his first starts of the season at first base in the Kansas State series' first two games (3/21), and recorded a hit that tied the game in game one of the doubleheader
- IN 2014: Nine of his 18 RBIs came with two outs
- IN 2014: Tied for seventh in the Big 12 with 36 walks on the season

Career Highs**Hits:** 3, at California (2/15/14)**Runs Batted In:** 3, twice, last vs. Oklahoma State (5/22/14)**Runs Scored:** 2, twice, last vs. Columbia (3/22/14)**Walks:** 3, twice, last vs. Oklahoma State (4/25/14)**Doubles:** 1, four times, last at Oklahoma (4/11/14)**Triples:** -**Home Runs:** 1, at Kansas State (5/16/14)**Total Bases:** 5, at Kansas State (5/16/14)**Stolen Bases:** -**#50 Zane Gurwitz CF | 5-8 | 175 | R/R | So.**

- Named Most Outstanding Player of the Big 12 Tournament after going 8-for-13 at the plate while also playing excellent defense in center field. The sophomore finished the four games with three runs scored, three RBIs, two walks, a double and a stolen base; had multiple hits in three of the four games (5/20-24)
- Tied for second on the team with three triples, is third with 31 runs scored, is fourth on the squad with 27 walks and fifth with a .406 slugging percentage
- On a 12 game reached base streak
- BAYLOR SERIES: 4-for-6 (.667) with three runs scored, two RBIs and his fourth home run of the season (5/16-17)
- TEXAS TECH SERIES: .300 (3-for-10) with a double, an RBI, two walks and a hit by pitch (5/1-3)
- KANSAS SERIES: 6-for-16 (.375) with a double, a triple, three runs scored and three RBIs (4/17-19)
- Went 2-for-3 in the Big 12 Championship game vs. Oklahoma State with a run scored, a stolen base and a game-winning two-RBI double to cap an outstanding tournament (5/24)
- Was 3-for-4 with three runs scored including a two-run home run against Baylor (5/17)
- Went 2-for-3 with a walk, two runs scored and his third homer of the year vs. Texas State (4/21)
- Had his first three-hit game of the year against Kansas (4/19) with a run scored
- 1-for-2 with an RBI sac fly against Nebraska (3/27)
- Crushed a triple and an inside-the-park home run at Texas State (3/24)
- Blasted his first home run of the season in a 1-for-3, two RBI and two walk effort against Stanford (3/8)
- 1-for-2 game with a walk and two runs scored vs. West Virginia (3/15)
- Hit a game-tying RBI single in the bottom of the eighth inning against UTPA (2/25)
- Had an RBI triple and scored a run vs. Minnesota (2/22)
- IN 2014: A member of the Big 12 All-Freshman team
- IN 2014: Played in 61 games with 59 starts (48 at 3B, 5 in LF, six in RF)
- IN 2014: Finished third on the team with a .284 batting average, recorded 10 doubles, a triple and two home runs and went 9-for-9 on stolen bases

Career Highs**Hits:** 4, at Texas Tech (3/29/14)**Runs Batted In:** 3, three times, last at Kansas (4/18/15)**Runs Scored:** 3, twice, last at Baylor (5/17/15)**Walks:** 3, at Stanford (3/5/15)**Doubles:** 2, twice, last at Oklahoma (4/13/14)**Triples:** 1, four times, last at Kansas (4/18/15)**Home Runs:** 1, six times, last at Baylor (5/17/15)**Total Bases:** 7, at Texas State (3/24/15)**Stolen Bases:** 2, at Texas Tech (3/29/14)

2015 Texas Longhorns Baseball
Overall Statistics for Texas (as of May 24, 2015)
(All games Sorted by Batting avg)

Record: 30-25 Home: 17-9 Away: 9-16 Neutral: 4-0 Big 12: 11-13

Player	avg	gp-gs	ab	r	h	2b	3b	hr	rbi	tb	slg%	bb	hp	so	gdp	ob%	sf	sh	sb-att	po	a	e	fld%
14 Johnson, Ben	.339	54-54	233	38	79	11	7	5	31	119	.511	13	13	36	1	.402	2	3	16-20	101	5	4	.964
12 Baker, Joe	.297	35-30	118	14	35	6	0	1	13	44	.373	9	8	28	1	.380	2	3	5-6	18	52	4	.946
1 Barrera, Tres	.288	55-55	205	38	59	8	3	9	32	100	.488	32	6	36	3	.396	2	5	0-0	387	31	0	1.000
50 Gurwitz, Zane	.265	52-52	170	31	45	6	3	4	24	69	.406	27	2	32	1	.370	1	12	6-10	142	3	1	.993
7 Cantu, Michael	.253	51-51	182	24	46	8	0	1	20	57	.313	33	0	44	7	.367	0	4	0-1	318	33	1	.997
8 Marlow, Brooks	.250	53-53	208	18	52	8	1	5	22	77	.370	20	2	44	5	.320	1	12	0-0	105	162	6	.978
17 Boswell, Bret	.249	50-48	173	24	43	9	1	2	20	60	.347	30	3	56	1	.369	0	4	0-0	34	84	8	.937
4 Shaw, Collin	.248	55-55	218	25	54	19	2	5	32	92	.422	16	7	55	5	.318	1	13	8-16	106	4	4	.965
9 Hinojosa, C.J	.244	52-51	205	26	50	9	2	7	30	84	.410	22	3	24	7	.322	3	4	4-7	85	130	13	.943

48 Marlow, Ty	.500	1-0	2	0	1	0	0	0	0	1	.500	0	0	1	0	.500	0	0	0-0	1	4	0	1.000
51 McKenzie, Jake	.300	5-4	10	2	3	0	0	0	4	3	.300	3	0	1	0	.462	0	1	0-0	5	7	0	1.000
42 Clemens, Kacy	.213	20-15	47	4	10	0	0	0	0	10	.213	8	1	11	2	.339	0	3	0-0	132	16	0	1.000
32 McCann, Michael	.211	5-4	19	2	4	2	0	0	1	6	.316	0	0	8	0	.211	0	0	0-0	0	0	0	.000
40 Stell, Taylor	.163	25-12	43	9	7	1	0	1	7	11	.256	3	1	10	1	.229	1	2	1-1	6	0	0	1.000
11 Jones, Travis	.111	15-4	18	2	2	0	0	0	0	2	.111	4	1	8	0	.304	0	1	0-0	55	2	1	.983
33 Mathis, Patrick	.063	12-4	16	3	1	0	0	0	1	1	.063	2	0	7	0	.167	0	0	1-1	0	0	0	.000
6 Macalla, Connor	.000	9-3	12	0	0	0	0	0	1	0	.000	4	0	3	0	.235	1	0	0-0	1	0	0	1.000
45 Martin, Grant	.000	1-0	2	0	0	0	0	0	0	0	.000	0	0	2	0	.000	0	0	0-0	0	0	0	.000
47 Kennedy, Ben	.000	1-0	1	0	0	0	0	0	0	0	.000	0	0	1	0	.000	0	0	0-0	0	0	0	.000
Totals	.261	55	1882	260	491	87	19	40	238	736	.391	226	47	407	34	.352	14	67	41-62	1516	620	53	.976
Opponents	.244	55	1857	206	453	62	5	22	188	591	.318	179	48	356	41	.324	17	56	37-55	1509	552	58	.973

LOB - Team (467), Opp (435). DPs turned - Team (51), Opp (43).

(All games Sorted by Earned run avg)

Player	era	w-l	app	gs	cg	sho	sv	ip	h	r	er	bb	so	2b	3b	hr	b/avg	wp	hp	bk	sfa	sha
19 Mayes, Connor	2.29	2-4	27	4	1	1/2	2	63.0	49	18	16	20	53	8	0	3	.215	2	5	1	3	6
24 French, Parker	2.33	5-3	15	14	1	0/1	0	85.0	86	29	22	21	54	14	1	2	.264	4	6	2	3	7

51 McKenzie, Jake	0.53	2-0	14	0	0	0/0	0	17.0	9	1	1	5	11	0	0	1	.164	1	3	0	0	2
53 Bellow, Kirby	1.04	3-1	23	0	0	0/2	5	34.2	22	11	4	13	32	6	0	0	.183	0	2	0	0	4
34 Johnston, Kyle	2.13	1-1	24	4	0	0/1	1	38.0	21	10	9	26	37	2	0	1	.162	4	5	0	0	2
48 Marlow, Ty	2.45	1-0	12	0	0	0/1	0	18.1	12	5	5	6	17	3	0	0	.194	0	2	0	1	3
27 Duke, Travis	3.38	1-1	25	0	0	0/1	1	29.1	32	13	11	4	16	4	1	1	.291	0	4	1	0	4
38 Culbreth, Ty	3.48	4-4	26	4	1	0/1	4	51.2	53	23	20	14	40	3	1	1	.279	2	1	0	5	10
13 Schimpf, Tyler	3.60	1-0	5	1	0	0/1	0	5.0	4	2	2	3	4	0	0	0	.222	1	1	1	0	1
29 Malmin, Jon	3.86	0-1	17	0	0	0/0	2	18.2	17	10	8	8	13	2	0	1	.233	0	1	0	1	1
42 Clemens, Kacy	4.17	3-2	10	9	0	0/1	0	45.1	39	21	21	18	21	3	2	2	.238	1	5	0	0	4
30 Sawyer, Josh	4.82	3-3	13	11	0	0/1	0	46.2	43	29	25	23	32	7	0	1	.249	1	6	3	1	6
5 McGuire, Andy	5.25	1-0	13	0	0	0/1	0	12.0	14	8	7	5	10	1	0	4	.269	1	3	0	1	0
Hollingswrth	5.75	3-5	10	8	0	0/1	0	40.2	52	26	26	13	16	9	0	5	.333	0	4	0	2	6
Totals	3.15	30-25	55	55	3	5/4	15	505.1	453	206	177	179	356	62	5	22	.244	17	48	8	17	56
Opponents	3.85	25-30	55	55	2	2/2	11	503.0	491	260	215	226	407	87	19	40	.261	41	47	4	14	67

PB - Team (12), Cantu 7, Barrera 5, Opp (7). Pickoffs - Team (1), Duke 1, Opp (13).

2014 Texas Longhorns Baseball
Overall Statistics for Texas Longhorns (as of Jul 17, 2014)
(NCAA Tournament Sorted by Batting avg)

Record: 8-3 Home: 2-0 Away: 1-0 Neutral: 5-3 Big 12: 0-0

Player	avg	gp-gs	ab	r	h	2b	3b	hr	rbi	tb	slg%	bb	hp	so	gdp	ob%	sf	sh	sb-att	po	a	e	fld%
9 Hinojosa, C.J	.375	11-11	40	7	15	3	0	1	8	21	.525	4	0	1	0	.422	1	1	2-2	23	41	2	.970
4 Shaw, Collin	.324	11-11	34	2	11	1	0	0	4	12	.353	4	1	7	0	.390	2	4	1-3	21	2	0	1.000
2 Payton, Mark	.297	11-11	37	7	11	2	0	1	4	16	.432	9	1	7	0	.447	0	2	4-5	35	1	0	1.000
50 Gurwitz, Zane	.275	11-11	40	3	11	2	1	0	2	15	.375	1	0	7	0	.293	0	1	1-1	8	16	6	.800
35 Carter, Madison	.231	11-11	39	6	9	1	0	0	3	10	.256	3	0	8	2	.286	0	3	0-0	0	0	0	.000
8 Marlow, Brooks	.214	11-11	42	4	9	1	1	1	4	15	.357	4	2	6	0	.306	1	2	0-1	16	25	1	.976
1 Barrera, Tres	.209	11-11	43	4	9	2	1	0	3	13	.302	5	1	13	2	.306	0	0	0-0	66	11	3	.963
14 Johnson, Ben	.186	11-11	43	5	8	2	0	0	2	10	.233	6	0	17	1	.280	1	1	1-1	27	1	0	1.000
42 Clemens, Kacy	.132	11-11	38	0	5	0	0	0	4	5	.132	1	0	11	0	.154	0	3	0-0	104	4	0	1.000

12 Felts, Jacob	.000	1-0	1	0	0	0	0	0	0	0	.000	0	0	1	0	.000	0	0	0-0	0	0	0	.000
Totals	.246	11	357	38	88	14	3	3	34	117	.328	37	5	78	5	.322	5	17	9-13	302	115	12	.972
Opponents	.214	11	355	17	76	5	1	0	14	83	.234	30	8	66	7	.289	1	11	8-13	294	99	17	.959

LOB - Team (89), Opp (86). DPs turned - Team (11), Opp (5).

(NCAA Tournament Sorted by Earned run avg)

Player	era	w-l	app	gs	cg	sho	sv	ip	h	r	er	bb	so	2b	3b	hr	b/avg	wp	hp	bk	sfa	sha
31 Hollingsworth, Chad	0.00	2-0	2	2	1	0/1	0	17.1	6	1	0	5	8	0	0	0	.107	1	4	0	1	2
36 Thornhill, Nathan	1.53	3-1	4	4	0	0/1	0	29.1	25	5	5	6	19	3	1	0	.243	3	0	0	0	4
24 French, Parker	1.64	2-0	4	4	0	0/1	0	22.0	17	4	4	8	9	1	0	0	.218	1	3	0	0	4
43 Curtiss, John	1.64	1-1	6	0	0	0/2	1	11.0	8	2	2	2	9	0	0	0	.211	0	1	0	0	1

38 Culbreth, Ty	0.00	0-0	1	0	0	0/0	0	0.2	1	0	0	1	1	0	0	0	.333	0	0	0	0	0
27 Duke, Travis	0.93	0-1	6	0	0	0/2	2	9.2	7	1	1	3	11	0	0	0	.194	0	0	1	0	0
41 Cooper, Morgan	1.23	0-0	4	0	0	0/1	0	7.1	8	2	1	1	7	1	0	0	.276	0	0	0	0	0
34 Schiraldi, Lukas	2.70	0-0	1	1	0	0/0	0	3.1	4	2	1	4	2	0	0	0	.333	1	0	0	0	0
Totals	1.25	8-3	11	11	1	3/3	3	100.2	76	17	14	30	66	5	1	0	.214	6	8	1	1	11
Opponents	3.12	3-8	11	11	1	0/0	0	98.0	88	38	34	37	78	14	3	3	.246	9	5	0	5	17

PB - Team (2), Barrera 2. Pickoffs - Team (0), Opp (5).

2015 Texas Longhorns Baseball
Games Summary for Texas (as of May 25, 2015)
(All games)

Score by innings	1	2	3	4	5	6	7	8	9	EX	Total
Texas	35	30	26	15	31	19	30	48	22	4	260
Opponents	26	19	23	31	23	25	22	11	16	10	206

Record when ...											
Overall	30-25							After 6 leading		22-2	
Conference	11-13						 trailing		5-20	
Non-Conference	19-12						 tied		3-3	
Home games	17-9							After 7 leading		22-0	
Away games	9-16						 trailing		5-18	
Neutral site	4-0						 tied		2-6	
Day games	16-15							After 8 leading		24-1	
Night games	14-10						 trailing		1-17	
vs Left starter	5-8						 tied		4-6	
vs Right starter	25-17										
1-Run games	7-9							Hit 0 home runs		17-14	
2-Run games	6-5							... 1 home run		4-10	
5+Run games	11-7							... 2+ home runs		9-1	
Extra innings	3-6										
Shutouts	5-2							Opponent 0 home runs		23-15	
							 1 home run		5-7	
Scoring 0-2 runs	1-14						 2+ HRs		2-3	
..... 3-5 runs	15-8										
..... 6-9 runs	8-3							Made 0 errors		16-7	
..... 10+ runs	6-0						 1 error		7-10	
							 2+ errors		7-8	
Opponent 0-2 runs	17-1										
..... 3-5 runs	12-11							Opp. made 0 errors		9-13	
..... 6-9 runs	1-11						 1 error		12-5	
..... 10+ runs	0-2						 2+ errors		9-7	
Scored in 1st inning	15-3							Out-hit opponent		22-3	
Opp. scored in 1st	5-9							Out-hit by opponent		5-20	
Scores first	22-6							Hits are tied		3-2	
Opp. scores first	8-19										

Record when team scores:											
Runs	0	1	2	3	4	5	6	7	8	9	10+
W-L	0-2	0-8	1-4	5-3	5-3	5-2	5-2	2-0	1-0	0-1	6-0

Record when opponent scores:											
Runs	0	1	2	3	4	5	6	7	8	9	10+
W-L	5-0	9-1	3-0	6-5	5-0	1-6	0-6	1-3	0-1	0-1	0-2

Record when leading after:											
Inn.	1	2	3	4	5	6	7	8			
W-L	15-2	17-2	19-2	20-3	22-2	22-2	22-0	24-1			

Record when trailing after:											
Inn.	1	2	3	4	5	6	7	8			
W-L	3-9	4-12	3-14	4-17	4-18	5-20	5-18	1-17			

Record when tied after:											
Inn.	1	2	3	4	5	6	7	8			
W-L	12-14	9-11	8-9	6-5	4-5	3-3	2-6	4-6			

Current winning streak: 5
Longest winning streak: 7
Longest losing streak: 7

Home attendance : 127802 (23 dates avg = 5556)
Away attendance : 79938 (29 dates avg = 2756)
Total attendance: 207740 (52 dates avg = 3995)

2015 Texas Longhorns Baseball
Miscellaneous Stats for Texas (as of May 26, 2015)
(All games)

Multiple Hit Games	2	3	4	5+	Total
14 Johnson, Ben	17	5	3	1	26
17 Boswell, Bret	13	2	-	-	15
1 Barrera, Tres	12	2	-	1	15
8 Marlow, Brooks	13	-	-	-	13
4 Shaw, Collin	10	3	-	-	13
50 Gurwitz, Zane	8	3	-	-	11
7 Cantu, Michael	6	4	-	-	10
9 Hinojosa, C.J	4	5	1	-	10
12 Baker, Joe	5	3	-	-	8
51 McKenzie, Jake	1	-	-	-	1
11 Jones, Travis	1	-	-	-	1
42 Clemens, Kacy	1	-	-	-	1
40 Stell, Taylor	1	-	-	-	1
32 McCann, Michael	1	-	-	-	1
TEAM	93	27	4	2	126

Multiple RBI Games	2	3	4	5+	Total
4 Shaw, Collin	8	1	-	-	9
14 Johnson, Ben	4	4	-	-	8
8 Marlow, Brooks	4	1	1	-	6
9 Hinojosa, C.J	3	2	1	-	6
1 Barrera, Tres	5	-	-	1	6
50 Gurwitz, Zane	4	1	-	-	5
17 Boswell, Bret	4	1	-	-	5
7 Cantu, Michael	2	-	-	1	3
12 Baker, Joe	1	-	1	-	2
40 Stell, Taylor	1	1	-	-	2
51 McKenzie, Jake	-	-	1	-	1
TEAM	36	11	4	2	53

Hitting Streaks	Longest	Current
8 Marlow, Brooks	11	-
14 Johnson, Ben	10	1
4 Shaw, Collin	9	5
1 Barrera, Tres	8	-
12 Baker, Joe	8	8
50 Gurwitz, Zane	6	6
7 Cantu, Michael	6	-
9 Hinojosa, C.J	6	2
17 Boswell, Bret	6	1
42 Clemens, Kacy	4	-
32 McCann, Michael	3	-
51 McKenzie, Jake	2	-
40 Stell, Taylor	2	1
48 Marlow, Ty	1	1
33 Mathis, Patrick	1	1
11 Jones, Travis	1	-

Reached Base Streaks	Longest	Current
1 Barrera, Tres	17	-
14 Johnson, Ben	15	1
9 Hinojosa, C.J	12	12
8 Marlow, Brooks	12	-
50 Gurwitz, Zane	12	12
17 Boswell, Bret	12	3
4 Shaw, Collin	9	7
7 Cantu, Michael	8	-
12 Baker, Joe	8	8
42 Clemens, Kacy	6	-
51 McKenzie, Jake	4	-
6 Macalla, Connor	3	-
32 McCann, Michael	3	-
40 Stell, Taylor	3	3
11 Jones, Travis	2	2
33 Mathis, Patrick	1	1
48 Marlow, Ty	1	1



2015 University of Texas Baseball Postseason Roster



No.	Name	Pos.	B/T	Ht.	Wt.	Class	Hometown (High School/Previous School)
1	Tres Barrera	C/1B	R/R	6-0	211	So.	Eagle Pass, Texas (Mission Sharyland HS)
4	Collin Shaw	OF	L/L	6-0	199	Sr.	Austin, Texas (Westlake HS)
5	Andy McGuire	RHP/INF	R/R	6-0	200	So.	Oakton, Va. (James Madison HS)
7	Michael Cantu	C/1B	R/R	6-3	237	Fr.	Corpus Christi, Texas (Moody HS)
8	Brooks Marlow	INF	L/R	5-9	184	Sr.	Giddings, Texas (Giddings HS)
9	C.J. Hinojosa	INF	R/R	5-9	179	Jr.	Spring, Texas (Klein Collins HS)
11	Travis Jones	INF	R/R	6-3	200	Fr.	Humble, Texas (Atascocita HS)
12	Joe Baker	INF	R/R	5-9	188	Fr.	McKinney, Texas (McKinney HS)
14	Ben Johnson	OF	R/R	6-0	191	Jr.	Austin, Texas (Westwood HS)
17	Bret Boswell	INF	L/R	6-0	190	r-Fr.	Rockwall, Texas (Rockwall-Heath HS)
19	Connor Mayes	RHP	R/R	6-2	200	Fr.	Austin, Texas (Lake Travis HS)
24	Parker French	RHP	L/R	6-2	218	Sr.	Dripping Springs, Texas (Dripping Springs HS)
27	Travis Duke	LHP	L/L	6-3	210	Jr.	Pearland, Texas (Dawson HS)
29	Jon Malmin	LHP	L/L	6-0	180	So.	Troy, Texas (Troy HS)
30	Josh Sawyer	LHP	L/L	6-2	190	So.	San Angelo, Texas (San Angelo Central HS)
32	Michael McCann	C	R/R	5-9	215	Fr.	Round Rock, Texas (Cedar Ridge HS)
33	Patrick Mathis	OF	L/L	6-0	193	Fr.	Waco, Texas (Venus HS)
34	Kyle Johnston	RHP	R/R	6-0	202	Fr.	Flower Mound, Texas (Flower Mound HS)
38	Ty Culbreth	LHP	L/L	5-10	181	Jr.	Bryan, Texas (Bryan HS)
40	Taylor Stell	OF	R/R	6-4	202	r-Jr.	Dallas, Texas (Lake Highlands HS)
42	Kacy Clemens	RHP/1B	L/R	6-2	212	So.	Houston, Texas (Memorial HS)
45	Grant Martin	C	R/R	5-9	167	Sr.	Burnet, Texas (Burnet HS)
46	James Barton	C	L/R	5-10	184	Jr.	Austin, Texas (Hyde Park Baptist HS)
48	Ty Marlow	RHP	R/R	5-10	189	r-Sr.	Giddings, Texas (Giddings HS/Texas A&M/McLennan CC)
50	Zane Gurwitz	OF	R/R	5-8	175	So.	San Antonio, Texas (Churchill HS)
51	Jake McKenzie	RHP/INF	R/R	6-0	168	Fr.	Dallas, Texas (W.T. White HS)
53	Kirby Bellow	LHP	L/L	6-1	200	Sr.	Nederland, Texas (Nederland HS)

Head Coach: 16 Augie Garrido (Fresno State, 1961), 19th season

Associate Head Coach: 44 Skip Johnson (UT Pan American, 1990), 9th season

Assistant Coach: 10 Tommy Nicholson (Texas, 2006), 5th season overall (3rd as assistant coach)

Volunteer Assistant Coach: 55 Ryan Russ (Texas, 2010), 4th season

PRONUNCIATIONS

Tres Barrera _____ Tress Barrera

Augie Garrido _____ AWE gee ga REE doh

C.J. Hinojosa _____ SEE jay hen a HOE sa