



# TEXAS BASEBALL

Texas Media Relations • P.O. Box 7399 • Austin, Texas 78713  
Assistant Media Relations Director/Baseball Contact: Justin Moore • Office: (512) 232-9438  
Email: justin.moore@utexas.edu

Six-Time National Champions  
1949 • 1950 • 1975 • 1983 • 2002 • 2005

TEXAS LONGHORNS	KANSAS JAYHAWKS
	
19-18, 6-6 Big 12	15-22, 3-6 Big 12

THE BASICS	
<b>Record</b> 19-18 (6-6 Big 12)	<b>Record</b> 15-22 (3-6 Big 12)
<b>Ranking</b> ..... NR	<b>Ranking</b> ..... NR
<b>Last Season</b> ..... 46-21	<b>Last Season</b> ..... 35-26
<b>Coach</b> ..... Augie Garrido	<b>Coach</b> ..... Ritch Price
<b>Career Record (47 yrs.)</b> .. ..... 1,939-910-9 (.680)	<b>Career Record (29 yrs.)</b> .. ..... 623-586-3 (.515)
<b>Record at UT (19 yrs.)</b> ... ..... 788-386-2 (.671)	<b>Record at KU (13 yrs)</b> ..... 407-357-2 (.533)

STAT COMPARISON	
Texas	Kansas
<b>OFFENSE</b>	
.243..... Batting Average.....	.282
.361..... Slugging %.....	.395
.336..... On Base %.....	.375
61..... Doubles.....	66
14..... Triples.....	8
20..... Home Runs.....	20
167..... Runs.....	194
151..... BB.....	156
24-37..... SB-Att.....	18-31

PITCHING/DEFENSE	
2.92..... ERA.....	5.93
344.2..... Innings Pitched.....	323.1
0..... Complete Games.....	0
11..... Saves.....	10
125..... Walks.....	149
229..... Strikeouts.....	211
.245..... Opponents B/Avg.....	.311
.977..... Fielding %.....	.972
35..... Errors.....	39
36..... Double Plays Turned.....	31

INSIDE THE SERIES	
<b>Series Record</b> .....	Texas leads 43-21
<b>In Austin</b> .....	Texas leads 25-9
<b>In Lawrence</b> .....	Texas leads 16-11
<b>Neutral Site</b> .....	Texas leads 2-1
<b>In Conference</b> .....	Texas leads 39-18
<b>Last 10 Meetings</b> .....	Kansas leads 6-4
<b>Last Meeting</b> .....	KU took 2 of 3 in Austin in 2014

## ON THE AIR

**TV**  
**ESPN3**  
Steven Davis (Play-by-Play)  
Scott Heitshusen (Analyst)



**RADIO**  
**AM 1300 The Zone & TexasSports.com/Audio**  
Craig Way (Play-by-Play)  
Bill Little (Analyst)



**LIVE STATS**  
**Sidestats.com/Kansas/Baseball**

## Texas (19-18, 6-6) at Kansas (15-22, 3-6) April 17-19, 2015 Hoglund Ballpark (Lawrence, Kansas)

### PROBABLE PITCHING MATCHUPS

**FRI:** UT - Sr. RHP Parker French (2-2, 2.15)  
KU - Jr. LHP Ben Krauth (5-3, 4.42)

**SAT:** UT - TBA

KU - Sr. RHP Drew Morovich (3-3, 4.60)

**SUN:** UT - So. RHP Kacy Clemens (3-2, 4.14)  
KU - Fr. LHP Blake Weiman (1-5, 7.49)

### A LOOK AT THE MATCHUP

- ▶ Texas leads the all-time series against Kansas, 43-21, though the Jayhawks took two out of three in 2013 and 2014. Prior to that, Texas had won six of the previous seven series.
- ▶ The Longhorns hold a 16-11 advantage in Lawrence. The Jayhawks have won two of the last three series including taking two of three in 2013. Augie Garrido is 39-18 all-time against KU with all of the meetings coming at Texas.

### A LOOK AT THE LONGHORNS

- ▶ Texas enters this weekend's series at Kansas with a 6-6 Big 12 record, two games behind first place Oklahoma State and Oklahoma (both 8-4) in the league standings.
- ▶ Though the offense has been slowed as of late, it produced solid numbers the first 25 games of the season with a .270 batting average, .796 OPS (51 doubles, 11 triples, 18 home runs) and average of 5.6 runs per game. Over the last 12 games, Texas has averaged 2.3 runs per game.
- ▶ Of Texas' 18 losses, seven have come by one run, including both of the losses to Oklahoma last weekend. UT also has five losses by two runs and six in extra innings. Over the last 12 games, the Horns have dropped four in extras and three by one run.
- ▶ The Longhorns rank third in the Big 12 and 21st nationally in ERA (2.92). Parker French (2.15) is sporting a career-low mark while the bullpen has been solid all year with a 2.12.
- ▶ Junior left fielder Ben Johnson leads the Big 12 in multi-hit games (18), triples (7), total bases (84) and is tied for second in hits (54). Senior right fielder Collin Shaw leads the league in doubles (16).
- ▶ The Texas defense has been solid all season, fielding at a .977 clip which ranks second in the Big 12 and 23rd nationally. The Horns' 36 double plays are third in the league and tied for 21st in the nation.
- ▶ UT is outscoring its opponents 55-8 in the seventh and eighth innings, and is 14-0 when leading after seven frames.

## 2015 SCHEDULE

Date	Opponent (TV)	Time/Score
Feb. 13	at Rice	W, 3-1
Feb. 14	at Rice	L, 9-10
Feb. 14	at Rice	L, 2-5
Feb. 15	at Rice	W, 4-3 (10)
Feb. 17	UT SAN ANTONIO (LHN)	W, 14-2
Feb. 20	MINNESOTA (LHN)	W, 13-2
Feb. 21	MINNESOTA (LHN)	W, 5-0
Feb. 21	MINNESOTA (LHN)	W, 5-0
Feb. 22	MINNESOTA (LHN)	W, 8-0
Feb. 25	UT-PAN AMERICAN	W, 5-4
March 1	SAN DIEGO (LHN)	L, 1-3
March 1	SAN DIEGO (LHN)	L, 1-6
March 5	at Stanford	L, 4-5
March 6	at Stanford	L, 3-5
March 7	at Stanford	W, 3-1
March 8	at Stanford	W, 12-4
March 10	INCARNATE WORD (LHN)	W, 7-1
March 13	WEST VIRGINIA * (LHN)	W, 4-3 (10)
March 14	WEST VIRGINIA * (LHN)	L, 6-7 (10)
March 15	WEST VIRGINIA * (FS1)	W, 5-1
March 17	vs. UT Arlington\$	L, 5-6 (10)
March 20	KANSAS STATE * (LHN)	W, 5-3
March 21	KANSAS STATE * (LHN)	W, 3-1
March 22	KANSAS STATE * (LHN)	W, 6-1
March 24	at Texas State	W, 6-4
March 27	at Nebraska (BTN Plus)	L, 1-3
March 28	at Nebraska (BTN)	L, 0-1 (15)
March 29	at Nebraska (BTN Plus)	L, 2-6
March 31	TAMU-Corpus Christi (LHN)	L, 4-6 (10)
April 3	at Oklahoma State *	L, 3-6 (18)
April 4	at Oklahoma State * (ESPN3)	L, 1-3
April 5	at Oklahoma State * (ESPN3)	L, 3-8
April 7	WICHITA STATE (LHN)	W, 6-4
April 10	OKLAHOMA * (LHN)	L, 2-3 (12)
April 11	OKLAHOMA * (LHN)	W, 4-1
April 12	OKLAHOMA * (LHN)	L, 2-3
April 14	SAM HOUSTON STATE (LHN)	L, 0-5
April 17	at Kansas * (ESPN3)	6 p.m.
April 18	at Kansas * (ESPN3)	6 p.m.
April 19	at Kansas * (ESPN3)	1 p.m.
April 21	TEXAS STATE (LHN)	6 p.m.
April 24	at TCU *	6:30 p.m.
April 25	at TCU *	4 p.m.
April 26	at TCU *	1 p.m.
April 28	PRAIRIE VIEW A&M (LHN)	6 p.m.
May 1	TEXAS TECH * (LHN)	6 p.m.
May 2	TEXAS TECH * (LHN)	2 p.m.
May 3	TEXAS TECH * (LHN)	1 p.m.
May 5	TEXAS STATE (LHN)	6 p.m.
May 16	at Baylor *	3 p.m.
May 17	at Baylor *	1 p.m.
May 17	at Baylor *	5 p.m.
May 20-24	Big 12 Tournament (Tulsa, Okla.)	TBA

All times Central / DH Doubleheader /

\* Big 12 Conference game / \$ played at Globe Life Park

## WHAT'S INSIDE

Potential Lineup & Game Notes.....	2
Game Notes.....	3-8
2014 Notes.....	9
Head Coach Augie Garrido.....	10
Last Time it Happened.....	11
Pitcher Profiles.....	12-15
Hitter Profiles.....	16-18
Statistics.....	19-22
Roster.....	23

## FOLLOW TEXAS BASEBALL



@Texas\_Baseball



UTEXASBASEBALL

**TexasSports.com**

## Quick Facts

## UNIVERSITY AND ATHLETICS

School \_\_\_\_\_ University of Texas  
 City/Zip \_\_\_\_\_ Austin, TX 78713-7399  
 Founded \_\_\_\_\_ 1883  
 Enrollment \_\_\_\_\_ 52,076 (39,995 undergraduate)  
 Nickname \_\_\_\_\_ Longhorns  
 School Colors \_\_\_\_\_ Burnt Orange & White (Pantone 159)  
 Home Field/Capacity \_\_\_\_\_ UFCU Disch-Falk Field /7,237  
 Date Opened \_\_\_\_\_ February 17, 1975  
 Surface \_\_\_\_\_ FieldTurf  
 Dimensions \_\_\_\_\_ LF - 340, CF - 400, RF - 325,  
 \_\_\_\_\_ Alleys - 375  
 Affiliation \_\_\_\_\_ NCAA Division I  
 Conference \_\_\_\_\_ Big 12 Conference  
 President \_\_\_\_\_ William C. Powers, Jr.  
 Alma Mater/Year \_\_\_\_\_ California, 1967  
 Director of Athletics \_\_\_\_\_ Steve Patterson  
 Alma Mater/Year \_\_\_\_\_ Texas, 1980  
 Athletic Department Phone \_\_\_\_\_ (512) 471-6036  
 Ticket Office Phone \_\_\_\_\_ (512) 471-3333

## HISTORY

First Year of Baseball \_\_\_\_\_ 1895  
 All-Time Collegiate Record \_\_\_\_\_ 3,271-1,090-28 (.748)  
 All-Time Overall Record \_\_\_\_\_ 3,441-1,239-32 (.734)  
 Years in CWS/Last \_\_\_\_\_ 35/2014  
 Years in NCAA Regionals/Last \_\_\_\_\_ 56/2014

## COACHES &amp; SUPPORT STAFF

Head Coach \_\_\_\_\_ Augie Garrido  
 Alma Mater/Year \_\_\_\_\_ Fresno State, 1961  
 Record at School/Years \_\_\_\_\_ 788-386-2 (.671)/19  
 Career Record/Years \_\_\_\_\_ 1,939-910-9 (.680)/47  
 Baseball Office Phone \_\_\_\_\_ (512) 471-5732  
 Baseball Office Fax \_\_\_\_\_ (512) 471-5516  
 Assistant Coach \_\_\_\_\_ Skip Johnson  
 Alma Mater/Year \_\_\_\_\_ UT Pan American, 1990  
 Assistant Coach \_\_\_\_\_ Tommy Nicholson  
 Alma Mater/Year \_\_\_\_\_ Texas, 2006  
 Volunteer Assistant Coach \_\_\_\_\_ Ryan Russ  
 Alma Mater/Year \_\_\_\_\_ Texas, 2011  
 Director of Baseball Operations \_\_\_\_\_ Drew Bishop  
 Baseball Academic Counselor \_\_\_\_\_ Dr. Randa Ryan  
 Baseball Administrative Associate \_\_\_\_\_ Heather Vacek  
 Baseball Athletic Trainer \_\_\_\_\_ Michael West  
 Baseball Strength Coach \_\_\_\_\_ Lance Sewell  
 Baseball Equipment Manager \_\_\_\_\_ Vince Alcazar  
 Baseball Athletic Trainer \_\_\_\_\_ Michael West

## MEDIA INFORMATION

Radio Station \_\_\_\_\_ KVET (1300 AM/98.1 FM)  
 Contact/Play-By-Play \_\_\_\_\_ Craig Way  
 Address \_\_\_\_\_ 705 North Lamar, Austin, TX 78703  
 Phone \_\_\_\_\_ (512) 684-7434  
 Fax \_\_\_\_\_ (512) 473-2233  
 Web Site \_\_\_\_\_ www.TexasSports.com

## PROBABLE STARTERS


No.	Pos.	Name, Yr.	GP/GS	Avg.	AB	R	H	2B/3B	HR	RBI	SB	OPS
7	C	Michael Cantu, Fr.	35/35	.265	117	21	31	5/0	1	16	0-1	.727
1	1B	Tres Barrera, So.	37/37	.288	139	24	40	6/2	5	21	0-0	.855
8	2B	Brooks Marlow, Sr.	37/37	.240	150	12	36	7/0	3	11	0-0	.648
17	3B	Bret Boswell, Fr.	33/33	.256	117	18	30	8/1	0	13	0-0	.715
12	SS	Joe Baker, Fr.	18/13	.264	53	7	14	2/0	0	4	2-2	.683
14	LF	Ben Johnson, Jr.	37/37	.340	159	24	54	7/7	3	22	8-10	.922
50	CF	Zane Gurwitz, So.	35/35	.189	106	17	20	2/2	2	11	3-6	.622
4	RF	Collin Shaw, Sr.	37/37	.230	148	12	34	16/1	3	27	5-10	.715
9	DH	C.J. Hinojosa, Jr.	36/35	.206	136	14	28	5/1	2	17	4-6	.594

## PROBABLE STARTING PITCHERS

No.	P	Name, Yr.	W-L	ERA	IP	H	R	ER	BB	K	HB/WP	WHIP	B/Avg.
24	RHP	Parker French, Sr.	2-2	2.15	54.1	52	19	13	15	33	4/2	1.23	.256
42	RHP	Kacy Clemens, So.	2-2	4.14	41.1	34	19	19	18	21	4/1	1.26	.228

- ▶ Freshmen Michael Cantu and Bret Boswell went a combined 8-for-16 in the series vs. OU with five walks (.619 ob%). Defensively, Cantu was also an impressive 3-of-3 throwing out OU base runners attempting to steal.
- ▶ Texas has the 25th most difficult schedule in the country according to BoydsWorld.com (Chart on p. 4).
- ▶ Brooks Marlow ranks third in school history with 616 assists, and is also third in double plays with 132 (chart on p. 6).
- ▶ UT has scored 80 of its 167 runs (47.9%) on the year with two down in the inning.
- ▶ Joe Baker (.385), C.J. Hinojosa (.325), Ben Johnson (.318) and Brooks Marlow (.308) have come up with clutch two out this season (Averages are with two outs).
- ▶ The Horns are fourth in the Big 12 in walks, and three Longhorns rank in the top 10 in the conference in walks (Cantu, Barrera, Gurwitz). Texas has 151 bases on balls in its first 36 contests (4.1 per game).
- ▶ Of Texas' 167 runs, 109 (65.3%) have come when the leadoff man gets aboard to begin an inning.
- ▶ Both Ben Johnson (.922) and Tres Barrera (.855) boast on an OPS over .800. Mark Payton (.811) was the only Longhorn with an OPS over .800 last season.
- ▶ Both Johnson (March 8) and Barrera (Feb. 17) have had five-hit games this season, marking the first time two Longhorns have recorded five-hit games in the same year since 2007 (Josh Prince and Bradley Suttle, chart on p. 7).
- ▶ The three home runs by UT at Texas State (3/24) were the most in a game since 5/18/2014 when it hit four against K-State.
- ▶ Parker French earned the 19th win of his career against Stanford (March 7), and holds a season ERA of 2.15 (8th in the Big 12). His 9-inning, seven strikeout performance on Friday (March 13) vs. WVU was a career high in innings pitched and season high in strikeouts.

## STARTS BY POSITION



TEXAS IN THE 2015 RANKINGS						
	PG	CB	BA	BW	CP	D1
End 2014	3	3	4	3	3	
Preseason	6	7	10	6	6	10
Feb. 16	8	12	10	9	-	10
Feb. 23	8	11	9	9	-	9
March 2	13	15	14	13	12	18
March 9	19	17	22	16	16	18
March 16	18	14	21	14	16	17
March 23	16	10	19	14	12	16
March 30	25	23	NR	18	19	24
April 6	NR	NR	NR	25	NR	NR
April 13	NR	NR	NR	NR	NR	NR
April 20	-	-	-	-	-	
April 27	-	-	-	-	-	
May 4	-	-	-	-	-	
May 11	-	-	-	-	-	
May 18	-	-	-	-	-	
May 25	-	-	-	-	-	
Final	-	-	-	-	-	

PG: Perfect Game USA; CB: Collegiate Baseball Newspaper; BA: Baseball America; BW: National Collegiate Baseball Writer's Association; CP: USA Today/ESPN Coaches Poll; D1: D1Baseball.com

TEXAS' OPPONENTS IN 2015 (AS OF 4/15)	
<u>Opponent (Conference)</u>	
Rice (C-USA) .....	24-15
UT San Antonio (C-USA) .....	22-15
Minnesota (Big 10) .....	13-19
UT-Pan American (WAC) .....	12-22
San Diego (West Coast) .....	22-13
Stanford (Pac-12) .....	14-20
Incarnate Word (Southland) .....	11-24
UT Arlington (Sun Belt) .....	15-20
Texas State (Sun Belt) .....	17-18-1
Nebraska (Big 10) .....	27-11
Texas A&M Corpus Christi (Southland) .....	17-15
Wichita State (Missouri Valley) .....	12-23
Sam Houston State (Southland) .....	20-19
Prairie View A&M (SWAC) .....	8-26
<b>Non-Conference .....</b>	<b>223-260-1 (.462)</b>
West Virginia .....	21-13
Kansas State .....	17-18
Oklahoma State .....	24-11
Oklahoma .....	24-15
Kansas .....	15-21
TCU .....	27-8
Texas Tech .....	23-14
Baylor .....	14-22
<b>Big 12 Conference .....</b>	<b>165-122 (.575)</b>
<b>Overall .....</b>	<b>388-382-1 (.504)</b>

WEEKLY HONORS	
<b>Player .....</b>	<b>Award (Date)</b>
Michael Cantu .....	Co-Big 12 Newcomer of the Week (Feb. 23)
Connor Mayes .....	Newcomer of the Week (March 16)

- Parker French earned the 19th win of his career against Stanford (March 7), and holds a season ERA of 2.15 (8th in the Big 12). His 9-inning, seven strikeout performance on Friday (March 13) vs. WVU was a career high in innings pitched and season high in strikeouts.
- French is the Big 12 active career leader in innings pitched (303.0) and is third in wins (19).
- Connor Mayes' 10 strikeouts March 14 vs. WVU were the most by a UT pitcher since May 19, 2011 when Taylor Jungmann struck out 12 Aggies. Mayes holds a 2.02 ERA with 29 strikeouts over 35 2/3 innings on the year.
- The three home runs by UT at Texas State (3/24) were the most in a game since 5/18/2014 when it hit four against K-State.

**BULLPEN BOOST** - The bullpen has tossed 169 2/3 innings this season and holds a 2.12 ERA. The relievers saw a streak of 22 2/3 scoreless frames come to an end against Texas A&M Corpus Christi (3/31) when Jake McKenzie (1-0, 0.71 ERA in 12 2/3 IP) gave up his first run of the season via a long ball in the sixth inning. Connor Mayes also saw his scoreless streak out of the pen come to an end against the Islanders when he surrendered three runs in the 10th inning, but he still holds a 1.80 ERA out of the pen this season in 30 innings. Travis Duke boasts a career ERA of 1.37 in 85 2/3 innings of work, and junior left-handers Kirby Bellow (1.40 ERA, 25 2/3 IP) and Ty Culbreth (1.59 ERA, 22 2/3 IP) have four saves each, and Culbreth is tied for the team lead with three victories.

**BEN AT HIS BEST** - Ben Johnson set a new career high when he had five hits (5-for-5) in the series finale against Stanford (March 8). Johnson is the second Longhorn to post a five-hit game this season (Tres Barrera 5-for-6 vs. UTSA on Feb. 17), and just the ninth UT batter to accomplish the feat since 2003 (chart on page seven). Through the first 37 games, the junior left fielder is 54-for-159 (.340) with seven doubles, seven triples, three home runs, 22 RBIs, 24 runs scored and eight stolen bases. Johnson leads the Big 12 in multi-hit games (18), triples (7), total bases (82) and is tied for second in hits (54). He is also fourth in slugging percentage (.528). In Big 12 play, he has a team-leading seven extra base hits (four doubles, three triples).

**SOLID AT HOME** - Texas has played its best ball this season at UFCU Disch-Falk Field, posting a 14-7 record thus far. The pitching staff has been especially salty at home, holding a 2.01 ERA over the first 21 games, and the offense holds an impressive .773 OPS (.404 slg% + .369 ob%), thanks to 64 extra base hits (3.05 a game). The Longhorns have blasted eight home runs already this season at home, after hitting just five in 2014 over a 33-game span.

Home (21 games)	Overall (37 games)
.272	<b>Avg.</b> .243
106	<b>Runs</b> 167
185	<b>Hits</b> 305
64	<b>XBH</b> 95
8	<b>HR</b> 20
94	<b>RBI</b> 151
.369	<b>OBP</b> .336
.404	<b>SLG</b> .361

**BIG 12 LEADERS** - Several Longhorns are at or near the top of the Big 12 in a number of categories, including Ben Johnson who is leading the conference in triples and total bases.

	RBIs	TB	Hits	HR	Avg.	2B	SB	SLG
Barrera	21	65 (t-9th)	40	5 (t-5th)	.288	6	-	.468
Johnson	22	84 (1st)	54 (t-2nd)	3	.340 (t-8th)	7	8 (t-7th)	.528 (4th)
Shaw	27 (t-7th)	61	34	3	.230	16 (1st)	5	.412
	ERA	Wins	Saves	Opp. Avg.	IP	App.		
Bellow	1.40	2	4 (t-4th)	.202	25.2	16 (t-9th)		
Culbreth	1.59	3	4 (t-4th)	.260	22.2	20 (1st)		
French	2.15 (8th)	2	-	.256	54.1 (9th)	9		

**WEEKLY AWARDS** - Freshman catcher Michael Cantu was the first Longhorn award winner for 2015 after earning Big 12 Newcomer of the Week Honors (Feb. 16-22). The freshman catcher tied for the team lead with seven RBIs on the week while adding six runs and a pair of doubles, and he drew a team-high six walks to have a team-best .545 on-base percentage.

- Freshman pitcher Connor Mayes earned Newcomer of the Week Honors March 9-15. The right-hander from Lake Travis tossed 6 2/3 scoreless innings with a career-high 10 strikeouts, while allowing just three hits and issuing one walk in a relief outing vs. West Virginia on March 14. It was the first double-digit strikeout game for a UT pitcher since Taylor Jungmann struck out 12 Aggies on May 19, 2011 in nine innings of work.



## Records at UFCU Disch-Falk Field

Season	Record	Pct.
1975	38-4	.905
1976	29-12	.707
1977	46-4	.920
1978	30-10	.750
1979	43-4	.915
1980	41-9	.820
1981	53-5-1	.907
1982	45-2	.957
1983	52-12	.812
1984	47-7	.870
1985	50-5	.909
1986	43-10	.811
1987	50-5	.909
1988	43-7	.860
1989	41-9	.820
1990	40-12	.769
1991	40-11	.784
1992	31-7	.816
1993	46-8	.852
1994	39-15	.722
1995	35-3	.921
1996	29-16	.644
1997	22-16	.579
1998	17-13-1	.565
1999	22-10	.688
2000	30-9	.769
2001	25-10	.714
2002	34-6	.850
2003	31-8	.795
2004	34-5	.872
2005	36-5	.878
2006	25-6	.806
2007	25-6	.806
2008	19-12	.613
2009	32-7-1	.813
2010	35-6	.854
2011	36-9	.800
2012	20-7	.741
2013	22-10	.688
2014	23-10	.697
2015	14-7	.667
<b>Totals</b>	<b>1,412-340-3</b>	<b>.805</b>



**DOUBLE PLAY DUO** - Texas second baseman Brooks Marlow and shortstop/third baseman C.J. Hinojosa helped Texas finish first in the Big 12 and tied for second nationally with 71 double plays in 2014. Last season, Marlow was involved in 56 of the double plays and Hinojosa 49, and Marlow has had a hand in 128 double plays in his career, which is fourth in school history. In its first 36 games in 2015, Texas has turned 36 double plays (third in the Big 12), with Hinojosa contributing on 25 and Marlow on 23.

**FLASHING THE LEATHER** - Marlow was named to the 2014 Rawlings Division I Gold Glove Team. The four year starter at second base fielded at a .991 clip last season and holds a .982 career fielding percentage.

**STRENGTH OF SCHEDULE** - The Longhorns have one of the more difficult schedules in the Big 12 Conference and their slate currently sits as the 25th most challenging in the country (according to Boyd'sWorld.com). This is no surprise, as Texas began the season ranked fourth in Intended Strength of Schedule. Texas has already faced Rice (#45 RPI) in a four game non-conference set, and #17 Oklahoma State (April 3-5) and #22 RPI Nebraska (March 27-29) in three game sets. The Horns will also take a road trip to TCU (#11 RPI) April 24-26.

## BIG 12 SCHEDULE COMPARISON

Team	Record	SoS	RPI	ISR
Kansas State	17-18	2	58	67
Kansas	15-22	8	110	119
Baylor	14-22	11	126	132
Oklahoma State	24-12	14	17	16
<b>Texas</b>	<b>19-18</b>	<b>25</b>	<b>98</b>	<b>80</b>
TCU	27-8	36	11	7
Oklahoma	24-15	42	65	40
Texas Tech	23-14	66	73	49
West Virginia	21-13	95	54	57

**TEXAS DEBUTS** - Eleven players have made their collegiate debuts for Texas this season: Fr. INF Joe Baker, r-Fr. INF Bret Boswell, Fr. C/1B Michael Cantu, Fr. RHP Kyle Johnston, Fr. 1B Travis Jones, r-Fr. INF Connor Macalla, Fr. C Michael McCann, Fr. RHP/INF Jake McKenzie, Fr. OF Patrick Mathis, Fr. RHP Connor Mayes, Fr. RHP Tyler Schimpf ... Sophomores Kacy Clemens and Andy McGuire also made their first appearances on the mound and sophomore Josh Sawyer made his first career start. Several of these players have had significant contributions this season:

- **Joe Baker**

- Has a .381 on-base percentage and has made several excellent defensive plays at shortstop.

- **Bret Boswell**

- For the season, Boswell is second on the team in doubles (8) and is fourth in runs scored (18) and walks (19).

- **Michael Cantu**

- Named Big 12 Co-Newcomer of the week for the week of Feb. 16-22.

- Is third on the team with a .265 batting average, leads the squad with 25 base on balls and is third in runs scored (21).

- **Kyle Johnston**

- In 20 frames this year, Johnston sports a 2.70 ERA with 19 strikeouts.

- **Connor Macalla**

- Lifted a sacrifice fly to centerfield to give Texas a 4-3, 10 inning win over West Virginia on March 13.

- **Connor Mayes**

- Named Big 12 Newcomer of the week for the week of March 9-15.

- Holds a 2.02 ERA in 35 2/3 innings with 29 strikeouts on the season.

- **Michael McCann**

- Smashed a game-winning RBI double in the top of the 10th inning on Feb. 15 to give Texas a 4-3 lead over Rice.

- **Jake McKenzie**

- Has pitched 12 2/3 innings on the season, allowing just one run on eight hits and four walks while striking out 10 (0.71 ERA).

- These quick freshman contributions should not come as a surprise, as Texas' 2014 recruiting class was ranked seventh-best in the nation by Collegiate Baseball Newspaper. The Longhorns signed 10 players for the class of 2014, eight of which are from the state of Texas. Despite three of those being selected in the MLB Draft this summer (RHP Tyler Schimpf, C Michael Cantu, INF Travis Jones), all 10 players reported to campus and of the 21 players signed in the last two years, 20 have joined the Longhorns on the 40 Acres.



**PITCHING FACTORY** - Pitching coach Skip Johnson enters his ninth season at Texas having built quite an impressive resume for developing pitchers. During his tenure on the 40 Acres 24 Longhorn pitchers have been drafted, including three first-rounders, and his pitching staffs have ranked in the top-10 nationally in ERA six times. In 2014, the staff posted a 2.25 ERA, fourth-best in the country, and the lowest mark at Texas since 1977.

**SKIP'S STUDENTS IN THE MLB DRAFT**  
**YEAR: PLAYER (Round)**

**2007 - 5**

Randy Boone (4), Adrian Alaniz (8), *James Russell (14)*, Joseph Krebs (14), Kenn Kasperek (34)

**2008 - 3\***

Kyle Walker (11), Kenn Kasperek (12)\*, Casey Whitmer (30), Riley Boening (42)

**2009 - 1**

Austin Wood (5)

**2010 - 3**

*Chance Ruffin (1)*, *Brandon Workman (2)*, Cole Green (4)

**2011 - 5\***

Taylor Jungmann (1), Sam Stafford (2), Cole Green (9)\*, Andrew McKirahan (21), Austin Dicharry (41), Stayton Thomas (43)

**2012 - 1**

Hoby Milner (7), Sam Stafford (13)\*, Austin Dicharry (24)\*

**2013 - 2**

*Corey Knebel (1)*, Nathan Thornhill (24)

**2014 - 4\***

John Curtiss (6), Dillon Peters (10), Nathan Thornhill (13)\*, Lukas Schiraldi (15), Parker French (19)^

**TOTAL: 24 (avg. 3.0 pitchers drafted per season)**  
**4 have pitched in MLB**  
**3 first-round draft picks**

\* Drafted player who did not sign / ^ Back for 2015 /  
Pitched in MLB

**EXPERIENCE AT THE PLATE** - Of the eight positional starters at the College World Series last year, Texas returned seven in 2015. Juniors C.J. Hinojosa (.298 avg. and a nine game hit streak in 2014) and Ben Johnson (.405 slg pct. & 21 SB in 2014) lead the way while sophomores Tres Barrera (5 HR & 35 RBI in 2014) and Zane Gurwitz (.284 avg. & 10 2B in 2014) are building off successful freshman campaigns.

**SPEED IN THE OUTFIELD** - UT has the potential for speed on the base paths, including the three starting outfielders who combined for 43 steals in 2014 (Ben Johnson - 21, Collin Shaw - 13, Zane Gurwitz - 9). Johnson not only led the squad with his 21 swiped bags, but was also not thrown out all season. Through 36 games in 2015, Johnson has stolen eight bags, Shaw has five and Gurwitz has swiped three.

**SENIOR ANCHOR** - For the second year in a row the Longhorns' pitching staff is anchored by an experienced senior. Parker French (7-5, 2.41 ERA in 2014) is filling the role Nathan Thornhill (9-3, 1.51 ERA) played in 2014 in leading a young Texas pitching staff.

- In his first nine starts of 2015, French is 2-2 with a 2.15 ERA (8th in Big 12). In 54 1/3 innings, he has allowed just 52 hits, while holding opponents to a .256 batting average.

- French is the active career Big 12 leader in innings pitched (303) and is third in wins (19).

• The outfield also has senior leadership once again with the presence of Collin Shaw (.355 OBP & 12 SB in 2014). Shaw had an impressive NCAA Tournament in 2014, hitting .324, and he fielded .991 on the season with four outfield assists and several tremendous diving catches throughout the year.

- In the first 37 games this season, Shaw leads the Big 12 with 16 doubles and is tied for seventh in the conference with 27 RBIs. Shaw also made Sports Center Top-10 grab (No. 2 play) Feb. 17 against UTSA and hit the first three home runs of his collegiate career (3/14 vs. West Virginia, 3/22 vs. Kansas State, 3/29 at Nebraska).

• Senior gold glove-winning second baseman Brooks Marlow also returns in 2015 to provide leadership to the infield. In addition to his excellent defense, Marlow also finished second on the team in runs scored in 2014, and he was third on the team in OBP (.383) and home runs (3) while hitting primarily in the leadoff spot for the Horns.

- Marlow has three of the team's 20 home runs on the season, is third on the team with 36 hits and his four RBI performance against Minnesota (Feb. 22) was the first of his career.

**MAJOR ARMS LOST** - The Texas pitching staff is taking a significant hit in 2015 after losing over half of its innings (356 2/3 of 601) from last year. RHPs John Curtiss, Nathan Thornhill and Lukas Schiraldi were taken in the 6th, 13th and 15th rounds of the MLB Draft respectively, while lefty Dillon Peters was taken in the 10th round. Sophomore right-hander Morgan Cooper, meanwhile, will miss the 2015 season after undergoing Tommy John Surgery on his right elbow. The righty from Jarrell, Texas put up an impressive freshman campaign, going 4-2 with a 2.89 ERA in 56 innings while striking out 41 en route to being named to the Big 12 All-Freshman team and a second-team Freshman All-American by Perfect Game.

**A LOOK AT THE STAFF** - Head coach Augie Garrido is in his 19th season at Texas and 47th overall with a career record of 1,939-910-9. He is assisted by Skip Johnson (ninth season at Texas), Tommy Nicholson (fifth season at Texas) and Ryan Russ (fourth season at Texas). Johnson has led UT to top-10 national finishes in ERA in six of his eight seasons on the Forty Acres. Nicholson, a volunteer assistant in 2009 and 2010, returned to the staff as an assistant coach prior to the 2013 season. He coaches the infielders and hitters and has landed two-straight top-10 recruiting classes. Russ, in his fourth season as volunteer assistant, coaches the outfielders and helps coach the hitters.

**2014 ACCOLADES** - Three Longhorn players received postseason recognition for their achievements last season:

• Morgan Cooper (4-2, 2.98) and Tres Barrera (.261, 5 HR) were named second team Perfect Game Freshmen All-Americans at pitcher and catcher respectively. Barrera also won the College Home Run Derby at TD Ameritrade Park by blasting 41 home runs. Cooper however, will miss the 2015 season because of Tommy John Surgery on his throwing elbow.

• Barrera was also named a second team freshman All-American by Baseball America for his work both behind the plate and at it.

• Sophomore shortstop C.J. Hinojosa was named the CWS All-Tournament Team shortstop. He collected five hits including a home run and a double, two walks, three runs scored and two RBI in Omaha.

**INDIVIDUAL CAREER RECORDS****SACRIFICE BUNTS**

1.	Brandon Loy (2009-11)	56
2.	Mark Payton (2011-14)	40
3.	<b>Brooks Marlow (2012-2015)</b>	<b>38</b>
	Tommy Nicholson (1998-2000)	38
4.	Nick Peoples (2004-07)	37
6.	Chance Wheelless (2004-07)	35
7.	Preston Clark (2006-09)	33
8.	Travis Tucker (2007-09)	32
9.	Drew Stubbs (2004-06)	29
	Todd West (2000)	29

**GAMES STARTED**

1.	Jeff Ontiveros (1999-2002)	253
2.	Mark Payton (2011-14)	234
3.	Preston Clark (2006-09)	213
4.	Drew Stubbs (2004-06)	204
5.	<b>Brooks Marlow (2012-2015)</b>	<b>199</b>
6.	Chance Wheelless (2004-07)	196
7.	Brandon Loy (2009-11)	193
8.	Tant Shepherd (2008-11)	191
	Taylor Teagarden (2003-05)	191
10.	Travis Tucker (2007-09)	189

**DOUBLE PLAYS TURNED**

1.	Jeff Ontiveros (1999-2002)	219
2.	Chance Wheelless (2004-07)	161
3.	<b>Brooks Marlow (2012-15)</b>	<b>132</b>
4.	Tommy Nicholson (1998-2000)	131
5.	Travis Tucker (2007-09)	114
6.	Brandon Loy (2009-11)	112
7.	Seth Johnston (2002-05)	106
8.	Brandon Belt (2008-09)	105
9.	Tim Moss (2001-03)	96
10.	Tant Shepherd (2008-11)	90

**ASSISTS**

1.	Spike Owen (1980-82)	679
2.	Bill Bates (1983-85)	660
3.	<b>Brooks Marlow (2012-15)</b>	<b>616</b>
4.	Coby Kerlin (1984-87)	574
5.	Kip Harkrider (1995-97)	559
6.	Brandon Loy (2009-11)	553
7.	Tommy Nicholson (1998-2000)	540
8.	Tim Moss (2001-03)	507
9.	Travis Tucker (2007-09)	498
10.	Omar Quintanilla (2001-03)	488

**PITCHING STARTS**

1.	Justin Simmons (2001-04)	66
	Richard Wortham (1973-76)	66
3.	Cole Green (2008-11)	59
4.	Kirk Dressendorfer (1988-90)	57
5.	Greg Swindell (1984-86)	50
6.	Adrian Alaniz (2005-07)	49
7.	Kyle McCulloch (2004-06)	49
8.	<b>Parker French (2012-15)</b>	<b>48</b>
	Brooks Kieschnick (1991-93)	48
10.	Keith Creel (1978-80)	46

**2014 BIG 12 CREDENTIALS** - Among returners, RHP Chad Hollingsworth and 2B Brooks Marlow earned second-team All-Big 12 honors in 2014; Ben Johnson received honorable mention; and C Tres Barrera, RHP Morgan Cooper and INF/OF Zane Gurwitz were selected to the All-Freshman team. Barrera was also named Newcomer of the week twice (3/31 & 5/19).

**NEW BASEBALL FOR 2015** - NCAA Baseball will begin using a flat-seamed ball for the 2015 season. The new balls will travel approximately 20 feet farther when hit deep into the outfield than the raised-seamed balls used in the past.

• From the NCAA: "Flat-seamed baseballs launched out of a pitching machine at averages of 95 mph, a 25-degree angle and a 1,400 rpm spin rate traveled around 387 feet compared to raised-seamed baseballs that went 367 feet. Due to variables, not every trajectory hit with a flat-seamed ball will travel exactly 20 feet farther than a raised-seamed ball, but a 20-foot average difference is an approximate representation of what can be expected."

**ACADEMIC SUCCESS** - The Texas Baseball team's semester GPA in Fall 2014 was 3.15, and they hold a 3.23 cumulative team GPA. The squad has earned a GPA of 3.0 or better for nine consecutive semesters with a 3.1 or better for seven consecutive semesters.

• Over seventy-six percent of Baseball students hold a cumulative GPA of 3.0 or better, and over sixty-six percent of students on the team earned a 3.0 or better in Fall 2014 and were named to the Big 12 Commissioner's Honor Roll.

• Eleven students, the most in program history, were named to the 2014 Academic All-Big 12 Team, including John Curtiss, an English/History major, who graduated with Plan I and Academic All-American Honors, and earned the NCAA Elite 89 Award for holding the highest cumulative GPA of any student-athlete of the eight teams at the 2014 College World Series.

• Curtiss also earned the Big 12 Conference's highest academic honors with the Dr. Prentice Gautt Postgraduate Scholarship and the Dr. Gerald Lage Academic Achievement Award.

• The Baseball program has received APR Public Recognition Awards five times for having multiyear Academic Progress Rates in the top ten percent in their sport (2008-09, 2009-10, 2010-11, 2011-12, 2012-13), and they earned the College World Series Award for the team with the highest GPA in both 2007 and 2009.

• Current Baseball students are pursuing majors from nearly every college on campus, including Business, Communication, Education, Engineering, and Liberal Arts, and since 2006, over 30 Texas Baseball student-athletes have returned to campus to earn their degrees.



## GAME-BY-GAME BATTING LINEUP

Opponent	1st	2nd	3rd	4th	5th	6th	7th	8th	9th
at Rice	Johnson LF	Shaw RF	Hinojosa SS	Marlow 2B	Barrera C	Boswell 3B	Gurwitz DH	Stell CF	Jones 1B
at Rice	Johnson LF	Shaw RF	Hinojosa SS	Marlow 2B	Barrera 1B	Boswell 3B	Gurwitz DH	Cantu C	Stell CF
at Rice	Johnson LF	Shaw RF	Hinojosa SS	Marlow 2B	Barrera C	Boswell 3B	Gurwitz CF	Macalla DH	Jones 1B
at Rice	Johnson LF	Shaw RF	Marlow 2B	Barrera 1B	Boswell 3B	McCann DH	Cantu C	Gurwitz CF	McKenzie 3B
UTSA	Johnson LF	Shaw RF	Hinojosa SS	Marlow 2B	Barrera 1B	Boswell 3B	McCann DH	Cantu C	Gurwitz CF
Minnesota	Johnson LF	Shaw RF	Hinojosa SS	Marlow 2B	Barrera 1B	Boswell 3B	McCann DH	Cantu C	Gurwitz CF
Minnesota	Johnson LF	Shaw RF	Hinojosa SS	Barrera C	Marlow 2B	Cantu 1B	Boswell 3B	Gurwitz CF	Baker DH
Minnesota	Johnson LF	Shaw RF	Hinojosa SS	Marlow 2B	Barrera 1B	Boswell 3B	Cantu C	Mathis DH	Gurwitz CF
Minnesota	Johnson LF	Shaw RF	Hinojosa SS	Barrera C	Marlow 2B	Boswell 3B	Cantu 1B	Gurwitz CF	Mathis DH
UTPA	Johnson LF	Shaw RF	Hinojosa SS	Barrera 1B	Marlow 2B	Boswell 3B	Cantu C	Gurwitz CF	Mathis DH
San Diego	Johnson LF	Shaw RF	Hinojosa SS	Barrera C	Marlow 2B	Boswell 3B	Cantu 1B	Gurwitz CF	Baker DH
San Diego	Johnson LF	Shaw RF	Hinojosa SS	Barrera 1B	Marlow 2B	Cantu C	Gurwitz CF	Boswell 3B	Baker DH
at Stanford	Johnson LF	Shaw RF	Hinojosa SS	Barrera C	Marlow 2B	Boswell 3B	Cantu 1B	Gurwitz CF	Stell DH
at Stanford	Johnson LF	Shaw RF	Hinojosa SS	Barrera 1B	Marlow 2B	Boswell 3B	Cantu C	Gurwitz CF	Baker DH
at Stanford	Johnson LF	Shaw RF	Hinojosa SS	Barrera C	Marlow 2B	Boswell 3B	Cantu 1B	Stell CF	Mathis DH
at Stanford	Johnson LF	Shaw RF	Hinojosa SS	Barrera 1B	Marlow 2B	Boswell 3B	Cantu C	Stell DH	Gurwitz CF
UIW	Johnson LF	Shaw RF	Hinojosa SS	Marlow 2B	Marlow 2B	Boswell 3B	Cantu 1B	Stell DH	Gurwitz CF
West Virginia	Johnson LF	Shaw RF	Hinojosa SS	Barrera C	Marlow 2B	Boswell 3B	Cantu 1B	Stell DH	Gurwitz CF
West Virginia	Johnson LF	Shaw RF	Hinojosa SS	Barrera 1B	Cantu C	Marlow 2B	Boswell 3B	Stell DH	Gurwitz CF
West Virginia	Johnson LF	Shaw RF	Hinojosa SS	Marlow 2B	Boswell 3B	Barrera 1B	Cantu C	Macalla DH	Gurwitz CF
vs. UTA	Johnson LF	Shaw RF	Hinojosa SS	Barrera C	Marlow 2B	Boswell 3B	Cantu 1B	Macalla DH	Gurwitz CF
K-State	Johnson LF	Shaw RF	Hinojosa SS	Barrera C	Marlow 2B	Boswell 3B	Cantu DH	Clemens 1B	Gurwitz CF
K-State	Johnson LF	Shaw RF	Hinojosa SS	Barrera DH	Marlow 2B	Boswell 3B	Cantu C	Clemens 1B	Gurwitz CF
K-State	Johnson LF	Shaw RF	Hinojosa SS	Barrera 1B	Marlow 2B	Boswell 3B	Cantu C	Clemens DH	Gurwitz CF
at Texas State	Johnson LF	Hinojosa SS	Shaw RF	Barrera C	Marlow 2B	Cantu DH	Boswell 3B	Clemens 1B	Gurwitz CF
at Nebraska	Johnson LF	Hinojosa SS	Shaw RF	Barrera C	Marlow 2B	Boswell 3B	Cantu DH	Clemens 1B	Gurwitz CF
at Nebraska	Johnson LF	Hinojosa SS	Shaw RF	Barrera 1B	Marlow 2B	Cantu C	Boswell 3B	Baker DH	Gurwitz CF
at Nebraska	Johnson LF	Hinojosa SS	Shaw RF	Barrera C	Marlow 2B	Boswell 3B	Cantu DH	Clemens 1B	Gurwitz CF
TAMU CC	Marlow 2B	Hinojosa SS	Johnson LF	Shaw RF	Cantu C	Barrera 1B	Boswell 3B	Baker DH	Gurwitz CF
at OK State	Marlow 2B	Baker SS	Johnson LF	Shaw RF	Barrera C	Cantu DH	Boswell 3B	Clemens 1B	Gurwitz CF
at OK State	Marlow 2B	Shaw RF	Johnson LF	Barrera DH	Cantu C	Hinojosa 3B	Clemens 1B	Gurwitz CF	Baker SS
at OK State	Baker SS	Marlow 2B	Johnson LF	Barrera C	Cantu 1B	Hinojosa 3B	Shaw RF	McCann DH	Gurwitz CF
Wichita State	Baker SS	Marlow 2B	Johnson LF	Barrera DH	Hinojosa 3B	Cantu C	Shaw RF	Clemens 1B	Gurwitz CF
Oklahoma	Baker SS	Marlow 2B	Johnson LF	Barrera C	Hinojosa 3B	Shaw RF	Cantu DH	Clemens 1B	Gurwitz CF
Oklahoma	Baker SS	Marlow 2B	Johnson LF	Cantu C	Boswell 3B	Barrera 1B	Hinojosa DH	Shaw RF	Gurwitz CF
Oklahoma	Baker SS	Marlow 2B	Johnson LF	Cantu C	Boswell 3B	Barrera 1B	Hinojosa DH	Shaw RF	Gurwitz CF
SHSU	Baker SS	Marlow 2B	Johnson CF	Cantu DH	Boswell 3B	Barrera C	Hinojosa DH	Clemens 1B	Shaw RF

## 6+ RBI GAME (SINCE 2003)

Date	Player	Opponent	RBIs
Feb. 17, 2015	Tres Barrera	UTSA	6
March.5, 2008	Brandon Belt	TAMU CC	8
April.3, 2005	Chance Wheelless	UTPA	6
June.5, 2005	Seth Johnson	Arkansas	6

## 5+ HIT GAME (SINCE 2003)

Date	Player	Opponent	Hits
Feb. 17, 2014	Tres Barrera	UTSA	5
March 8, 2014	Ben Johnson	Stanford	5
March.20, 2008	Michael Torres	Texas Tech	5
March.10, 2007	Josh Prince	Miami (Ohio)	5
Feb. 24, 2007	Bradley Suttle	Washington State	5
March.3, 2006	Nick Peoples	UNLV	5
Jan. 31, 2004	Dooley Prince	Hawaii	5
March.23, 2003	Omar Quintanilla	Oklahoma State	5
Feb. 15, 2003	Dustin Majewski	Missouri	5

Tres Barrera put himself in elite Longhorn company with his 5-for-6, six RBI performance against UTSA on Feb. 17, as it was the first time since 2003 that a UT player had five hits and six RBIs in the same game since 2003. Ben Johnson had a five hit day against Stanford on March 8, making it the first time two UT players have had five hit games in the same season.

## 20 HIT GAMES SINCE 2003

Date	Opponent	Hits
Feb. 17, 2015	vs. UTSA	20
May 30, 2009	vs. Boston College	20
March 20, 2008	at Texas Tech	22
June 5, 2005	vs. Arkansas	21
April 9, 2004	at Kansas State	21
March 23, 2003	at Oklahoma State	20

Against UTSA (Feb. 17), the Texas offense accumulated 20 base hits, a feat that has only been accomplished by the Horns five other times since 2003. It was the first time the Longhorns had 20 hits in a game in the BBCOR bat era, and marked the only time since 2003 that it had been done at UFCU Disch-Falk Field in a nine-inning game (the 20 hits against Boston College spanned 25 innings). Texas followed that performance with a 17 hit, 13 run outing on Feb. 20 against Minnesota. Their 27 runs in the those two games are the most in back-to-back games since they had 35 vs. UT Arlington and Oklahoma State on April 20th and 23rd of 2010.

## 2015 NCAA Team Rankings (As of 4/15)

Statistic	Natl.	Conf.	Value
Walks	58	3	151
Batting Avg.	.266	.9	.243
Double Plays	t-21	3	36
Doubles	t-96	6	61
ERA	.21	.3	2.92
Fielding %	.23	.2	.977
Hit by Pitch	t-178	6	29
Hits	t-155	8	305
Hits Allowed/9 inn.	.46	.3	8.09
Home Runs	t-102	t-5	20
On-Base %	t-244	8	.336
Runs	t-186	8	167
Sac Bunts	t-15	2	39
Sac Flies	t-220	9	9
Scoring	.237	.8	4.5
Shutouts	t-47	t-4	3
Slugging %	.190	.7	.361
Stolen Bases	t-218	8	24
Strikeout/Walk Ratio	.152	.5	1.83
Strikeouts/9 inn.	.253	.7	6.0
Triples	t-13	1	14
WHIP	.38	.3	1.26
W-L %	t-146	6	.514
Walks Allowed/9 inn.	.74	.4	3.26

## 2015 NCAA Individual Rankings

Statistic	Player	Natl.	Conf.	Value
Walks	Cantu	t-58	3	25
Doubles	Shaw	t-9	1	16
ERA	French	.86	.8	2.15
Games started	French	t-18	t-2	9
Hit by Pitch	Johnson	t-113	5	8
Hits	Johnson	t-26	t-2	54
Home Runs	Barrera	t-178	t-5	5
Pitching Appearances	Culbreth	t-20	1	20
	Mayes	t-41	t-2	19
	Duke	t-121	t-7	17
Sac Bunts	Gurwitz	t-12	t-1	10
	Shaw	t-31	t-4	8
	Marlow	t-55	t-7	7
Saves	Culbreth	t-120	t-3	4
	Bellow	t-120	t-4	4
Slugging %	Johnson	.207	.3	.542
Total Bases	Johnson	t-41	1	84
Triples	Johnson	t-2	1	7

## 2015 TEXAS SERIES-BY-SERIES BREAKDOWN

## HITTING

Opponent	W-L	Avg.	AB	R	H	2B	3B	HR	RBI	SLG%	BB	SO	OB%	SB-SA
Rice	2-2	.228	136	18	31	8	0	2	17	.331	15	42	.310	0-1
UTSA	1-0	.476	42	14	20	4	0	1	12	.643	7	7	.560	0-1
Minnesota	4-0	.338	139	31	47	15	4	1	28	.525	17	26	.432	8-9
UTPA	1-0	.258	31	5	8	2	0	0	5	.323	8	2	.439	0-1
San Diego	0-2	.104	48	2	5	1	1	0	2	.167	12	16	.274	0-1
Stanford	2-2	.256	133	22	34	5	1	5	21	.421	24	33	.385	0-1
UIW	1-0	.333	33	7	11	3	0	2	7	.606	2	4	.389	0-1
West Virginia	2-1	.260	100	15	26	5	2	3	12	.440	12	13	.350	0-2
UT Arlington	0-1	.250	36	5	9	0	1	0	5	.306	5	5	.341	0-0
Kansas State	3-0	.273	88	14	24	8	1	1	13	.420	9	12	.347	1-3
Texas State	1-0	.188	32	6	6	0	1	3	6	.531	2	9	.235	1-1
Nebraska	0-3	.114	105	3	12	2	0	1	3	.162	5	33	.161	1-1
TAMU CC	0-1	.194	36	4	7	2	1	0	3	.306	6	8	.326	2-3
Ok State	0-3	.211	133	7	28	0	1	1	5	.248	10	34	.276	8-8
Wichita State	1-0	.300	30	6	9	1	0	0	6	.333	5	8	.389	2-3
Oklahoma	1-2	.238	105	8	25	4	1	0	6	.295	11	26	.325	0-0
SHSU	0-1	.103	29	0	3	1	0	0	0	.138	1	7	.133	1-1
Kansas														
Texas State														
TCU														
PVAM														
Texas Tech														
Texas State														
Baylor														
<b>TOTALS:</b>	<b>19-18</b>	<b>.243</b>	<b>1256</b>	<b>167</b>	<b>305</b>	<b>61</b>	<b>14</b>	<b>20</b>	<b>151</b>	<b>.361</b>	<b>151</b>	<b>286</b>	<b>.336</b>	<b>24-37</b>

## PITCHING

Opponent	W-L	ERA	IP	H	R	ER	BB	SO	2B	3B	HR	B/Avg.	WP	HP
Rice	2-2	4.89	35.0	48	19	19	8	14	5	1	1	.343	1	4
UTSA	1-0	2.00	9.0	8	2	2	2	7	1	0	0	.229	1	1
Minnesota	4-0	0.00	36.0	19	2	0	11	27	2	0	0	.158	1	1
UTPA	1-0	2.00	9.0	7	4	2	5	5	0	0	0	.212	0	0
San Diego	0-2	3.00	18.0	13	9	6	7	9	2	0	0	.241	0	2
Stanford	2-2	3.71	34.0	29	15	14	15	18	9	1	2	.230	1	4
UIW	1-0	1.00	9.0	3	1	1	4	7	1	0	0	.100	0	2
West Virginia	2-1	2.79	29.0	25	11	9	6	25	2	1	1	.238	0	1
UT Arlington	0-1	5.59	9.2	15	6	6	6	5	0	1	0	.375	1	1
Kansas State	3-0	1.00	27.0	16	5	3	7	13	2	0	0	.182	0	3
Texas State	1-0	4.00	9.0	6	4	4	3	10	1	0	2	.188	0	2
Nebraska	0-3	2.67	30.1	32	10	9	8	18	5	0	0	.274	1	2
TAMU CC	0-1	4.50	10.0	9	6	5	3	8	0	0	1	.273	0	1
Ok State	0-3	4.54	33.2	31	17	17	17	33	4	0	3	.250	1	5
Wichita State	1-0	4.00	9.0	5	4	4	7	9	1	0	1	.167	0	1
Oklahoma	1-2	1.80	30.0	32	7	6	12	16	2	1	0	.286	1	0
SHSU	0-1	5.00	9.0	12	5	5	4	5	3	0	0	.316	1	0
Kansas														
Texas State														
TCU														
PVAM														
Texas Tech														
Texas State														
Baylor														
<b>TOTALS:</b>	<b>19-18</b>	<b>2.92</b>	<b>344.2</b>	<b>310</b>	<b>127</b>	<b>112</b>	<b>125</b>	<b>229</b>	<b>40</b>	<b>5</b>	<b>11</b>	<b>.245</b>	<b>9</b>	<b>30</b>





### Texas Baseball By The Numbers

- 6** National Championships
- 8** Members in College Baseball Hall of Fame
- 11** Conference Player of the Year honors
- 11** Big 12 Freshman/Newcomer of the Year honors
- 35** College World Series appearances
- 56** NCAA Tournament appearances
- 71** Conference Championships
- 105** Major League Baseball players



### 2014 NOTES:

- Texas' recorded its 35th appearance in the College World Series in 2014, and its eighth trip since 2000, which also leads the nation ended in a tie for third place. The Longhorns' 85 wins in the CWS is also a record, and they have compiled an 85-59 (.586) record overall. Texas' six national titles are tied for second all-time with LSU, trailing only USC (12).
- Texas finishes the year (46-21), and in the top four in the World Series for a record 26th time. The Longhorns have finished in the top four six out of eight trips to the CWS in the Garrido era.
- Head coach Augie Garrido finishes his 15th appearance in the CWS with a 41-22 record. He is the winningest coach in college baseball history (1,920 career victories).
- The 103 bunts during the 2014 season for the Longhorns were the fifth most in a season in the Augie Garrido era. The four seasons with more sacrifices also ended in Omaha, including the 2005 National Championship year (116 sacrifices).
- The Texas pitching finished the year with a 2.25 ERA, the lowest team ERA since 1977 (2.12).
- Travis Duke was nearly untouchable all of 2014 for the Longhorns allowing just one earned run, good for a 0.29 ERA in 30 2/3 innings.
- In the post season the pitching staff had a 1.25 ERA and a .214 opponent batting average.
- The team's CWS ERA was 1.38, which includes their back to back shutouts (6/18 & 6/20). Texas had 13 shutouts on the year, tied for fifth-best in the country.
- The Longhorns finished the year first in the Big 12 and second in the nation in double plays turned with 71. Texas also finishes the year 34th in the country in fielding percentage (.974).
- C.J. Hinojosa's ended the season on a nine game hit streak and an 11 game on-base streak. He was the only Longhorn to record a hit in all five CWS games.
- Hinojosa was named to the CWS All-Tournament Team for his outstanding performance. He had five hits including a home run and a double, two walks, three runs scored and two RBI.
- The Texas offense has 20 extra base hits in NCAA Tournament Play (14 doubles, three triples and three home runs) compared to six (five doubles and a triple) four their opponents.
- The Longhorns hit three triples in their final two games of the year (Gurwitz, Marlow, Barrera) to give them 18 on the season.

**BACK HOME IN OMAHA** - Texas made its record 35th appearance in the College World Series in 2014, and its eighth trip since 2000, which also leads the nation. The Longhorns' 85 wins in the CWS is also a record, and they have compiled an 85-59 (.590) record overall. Texas' six national titles are tied for second all-time with LSU, trailing only USC (12).

WINS			APPEARANCES		
1.	TEXAS	85	1.	TEXAS	35
2.	USC	74	2.	Miami (Fla.)	23
3.	Arizona State	61	3.	Arizona State	22
4.	Miami (Fla.)	47	4.	Florida State	21
5.	Stanford	40		USC	21

- The Longhorns had six players taken the the MLB First-Year Player Draft:
  - r-Sophomore RHP John Curtiss, Minnesota Twins, sixth round (170 overall)
  - Senior OF Mark Payton, New York Yankees, seventh round (212 overall)
  - Junior LHP Dillon Peters, Miami Marlins, 10th round (287 overall)
  - Senior RHP Nathan Thornhill, Philadelphia Phillies, 13th round (382 overall)
  - Junior RHP Lukas Schiraldi, Seattle Mariners, 11th round (441 overall)
  - Junior RHP Parker French, Detroit Tigers, 19th round (589 overall)
- Six Longhorns were named to the Houston All-Regional team (May 30-June 2, 2014). Freshman catcher Tres Barrera, junior second baseman Brooks Marlow, senior outfielder Mark Payton, junior outfielder Collin Shaw, senior designated hitter Madison Carter and sophomore right-handed pitcher Chad Hollingsworth were all named to the squad. Payton and Hollingsworth were named Co-Most Outstanding Players.
- Eight Longhorns earned All-Big 12 honors. CF Mark Payton was named to the first team; RHP Chad Hollingsworth, 2B Brooks Marlow and RHP Nathan Thornhill were named to the second team; Ben Johnson received honorable mention; and Tres Barrera, Morgan Cooper and Zane Gurwitz were selected to the All-Freshman team.
- Texas finished the season third in RPI, has played the third most difficult schedule in the country and is fifth in Iterative Strength Rating according to BoydsWorld.com.
- Mark Payton was named one of 10 finalists for the Senior CLASS Award.

## Head Coach Augie Garrido



Eight trips to the College World Series (CWS). National Championships in both 2002 and 2005. Second-place finishes in 2004 and 2009. Seven Big 12 Conference Championships (2002, 2004, 2006, 2007, 2009, 2010, and 2011) and four league tournament crowns (2002, 2003, 2008 and 2009). These are the results and why head coach Augie Garrido was hired to guide the Texas baseball program in 1996.

During his first 18 years on the Forty Acres, Garrido became the all-time winningest coach in NCAA Division I baseball history by capturing his 1,428th career win on June 9, 2003, (a 6-5 Texas victory over then No. 1 Florida State during NCAA Super Regional action in Tallahassee, Fla.), then moved past Gordon Gillespie as the winningest coach in all divisions with win number 1,894 on March 25, 2014.

He brought Texas back to the CWS for the first time since 1993 during the 2000 campaign, and returned the Horns to the pinnacle of collegiate baseball in 2002 by leading UT to a 57-15 record that produced the school's first-ever Big 12 regular-season and tournament championships, as well as its first national title since 1983. He duplicated the feat in 2005, guiding the Longhorns to their sixth National Championship, the second-most for one school in NCAA history. Texas' rise under Garrido has been the culmination of inking 17 straight top 15 recruiting classes and producing teams that have stood tall against perennial powers such as LSU, Miami (Fla.), Stanford and USC. Now, as he enters his 19th year in Austin, Garrido, who was selected as both the 2002 and 2005 National Coach of the Year, looks to keep the program in contention for college baseball's ultimate prize each and every season.

Garrido is the only coach in baseball history to tally 1,900 or more career victories. He is also the first coach to lead teams from two different schools to national crowns (Cal State Fullerton & Texas), guide squads to National Championships in four different decades, and is one of only three coaches in history to win five or more NCAA titles (1979, 1984, 1995, 2002, 2005). Garrido is one of only three coaches in the modern era of NCAA football, baseball and men's or women's basketball to ever lead teams from two different schools to national crowns (Nick Saban, Rick Pitino). Additionally, Garrido has earned 15 trips to the CWS and 32 NCAA Regional Championship appearances, including 14 at Texas, while garnering National Coach of the Year honors six times (1975, 1979, 1984, 1995, 2002, 2005), regional coach of the year accolades on seven occasions (1975, 1979, 1984, 1995, 2002, 2004, 2005) and conference coach of the year distinctions eight times (1987, 1995, 2002, 2004, 2006, 2007, 2010, 2011) after leading his clubs to 25 league crowns.

His overall record after 46 years of college coaching, including a 769-368-2 (.675) mark with UT over the last 18 seasons, stood at 1,920-892-9 (.681), which translates into an average of over 41 victories per season.

The Vallejo, Calif., native is just the 13th coach in UT's 120-year baseball history, and, with the exception of the war years of 1943-45 when Blair Cherry was at the helm, is only the fourth Texas head coach since 1911.

As a result of his unique coaching style, Garrido has been ranked as one of the top three baseball teachers in the nation by Major League Baseball Directors of Player Development. To deserve that distinction, Garrido has coached three Golden Spikes Award winners, four National Players of the Year, six College World Series MVPs, 53 All-Americans, 14 All-League MVPs over his career. He has also had 15 of his players selected in the first round of the Major League Baseball Draft, including Longhorns Beau Hale (No. 14) in 2000, Omar Quintanilla (No. 33) in 2003, both J.P. Howell (No. 31) and 2005 American League Rookie of the Year Huston Street (No. 40) in 2004, the duo of Drew Stubbs (No. 8) and Kyle McCulloch (No. 29) in 2006, Chance Ruffin (No. 48) in 2010, Taylor Jungmann (No. 12) in 2011 and Corey Knebel (No. 39) in 2013. In addition, during his 18 years at UT, Garrido has tutored the skills of 27 players who have earned All-America honors a total of 34 times, 25 Freshman All-Americans, including a school-record four in 2006, 153 All-Conference performers, 11 USA Baseball National Team members and 97 players who have gone on to play in professional baseball.

Garrido's name is also held in high regard when people speak of his accomplishments in the College World Series. He is currently tied for second with five National Championships (trailing only Rod Dedeaux's 10 at USC) and 15 appearances (trailing Cliff Gustafson with 17), and ranks third in victories (41) and series games (63) among all-time coaches. He is also one of only eight men in history to coach two or more different teams in the CWS and is only the third Longhorns head coach (Bibb Falk & Cliff Gustafson) in the 120 completed years of Texas baseball to lead the Horns to Omaha.

### Garrido's Year-by-Year Records

Year	School	Record	Pct.	Titles/Championships
1969	San Francisco State	25-14	.641	
1970	Cal Poly	16-33	.327	
1971	Cal Poly	39-11-1	.775	
1972	Cal Poly	31-18*	.633	
1973	Cal State Fullerton	19-33-1	.368	
1974	Cal State Fullerton	37-17	.685	CCAA
1975	Cal State Fullerton	36-16-1	.689	PCAA & Regional
1976	Cal State Fullerton	46-15	.762	PCAA
1977	Cal State Fullerton	44-14	.759	SCBA (Co-Champions)
1978	Cal State Fullerton	44-13	.772	SCBA
1979	Cal State Fullerton	60-14-1	.807	SCBA, Regional & NCAA
1980	Cal State Fullerton	49-18-1	.724	SCBA
1981	Cal State Fullerton	47-18	.723	SCBA
1982	Cal State Fullerton	51-23	.689	SCBA & Regional
1983	Cal State Fullerton	50-21-1	.701	SCBA (Co-Champions)
1984	Cal State Fullerton	66-20	.767	SCBA, Regional & NCAA
1985	Cal State Fullerton	36-32-1	.529	PCAA South
1986	Cal State Fullerton	36-21	.632	
1987	Cal State Fullerton	44-17	.721	PCAA
1988	Illinois	26-20	.565	
1989	Illinois	42-16	.724	Big Ten
1990	Illinois	43-21	.672	Big Ten
1991	Cal State Fullerton	34-22	.607	Big West (Co-Champions)
1992	Cal State Fullerton	46-17	.730	Regional
1993	Cal State Fullerton	35-19	.648	
1994	Cal State Fullerton	47-16	.746	Big West (Tri-Champions) & Regional
1995	Cal State Fullerton	57-9	.864	Big West, Regional & NCAA
1996	Cal State Fullerton	45-16	.738	
1997	Texas	29-22	.569	
1998	Texas	23-32-1	.420	
1999	Texas	36-26	.581	
2000	Texas	46-21	.687	Regional & Super Regional
2001	Texas	36-26	.581	
2002	Texas	57-15	.792	Big 12, Big 12 Tournament, Regional, Super Regional & NCAA
2003	Texas	50-20	.714	Big 12 Tournament, Regional & Super Regional
2004	Texas	58-15	.795	Big 12, Regional & Super Regional
2005	Texas	56-16	.778	Regional, Super Regional & NCAA
2006	Texas	41-21	.661	Big 12
2007	Texas	46-17	.730	Big 12
2008	Texas	39-22	.639	Big 12 Tournament
2009	Texas	50-16-1	.754	Big 12, Big 12 Tournament, Regional & Super Regional
2010	Texas	50-13	.794	Big 12 and Regional
2011	Texas	49-19	.721	Big 12, Regional and Super Regional
2012	Texas	30-22	.577	
2013	Texas	27-24	.529	
2014	Texas	46-21	.687	Regional, Super Regional
2015	Texas	19-18	.514	
<b>CAREER TOTAL</b>		<b>1,939-910-9</b>	<b>.680</b>	<b>47 seasons</b>
Texas:		788-386-2 (.671)		19 seasons
Cal State Fullerton:		929-391-6 (.703)		21 seasons
Illinois:		111-57 (.661)		3 seasons
Cal Poly:		86-62-1* (.581)		3 seasons
San Francisco State:		25-14 (.641)		1 season

*\*Although scores listed in one source reflect a record of 30-19 for Cal Poly during the 1972 season, another source reports a 31-18 record, which is the standard used here.*

The Last Time It Happened

Team	
Won on a walk-off _____	March 13, 2015 _____ vs. West Virginia ____ (Connor Macalla lifted a sac fly to score Brooks Marlow in the 10th inning)
Won 20 consecutive games _____	2010 (21)
Won 30 consecutive games _____	1982 (33)
Scored 20 runs (or more) in a game _____	May 23, 2010 _____ at Missouri (20-11)
Allowed 20 runs (or more) in a game _____	April 11, 2008 _____ at Missouri (31)
Had 20 hits (or more) in a game _____	Feb. 17, 2015 _____ vs. UTSA (20)
Had 25 hits (or more) in a game _____	March 10, 1998 _____ vs. Southern Illinois (25)
Allowed 20 hits (or more) in a game _____	Apr. 11, 2008 _____ at Missouri (31)
Hit five (or more) HR in a game _____	June 22, 2009 _____ vs. LSU (5)
Was shutout in a game _____	March 28, 2015 _____ at Nebraska (L 0-1 in 15 innings)
Turned 4 double plays in a game _____	May 19, 2012 _____ vs. Baylor (5)
Turned a triple play in a game _____	March 7, 1987 _____ vs. Washington State (1)
Won 50 games in a season _____	2010 (50-13)
Hit 60 home runs in a season _____	2010 (81) (63 games)
Scored 600 runs in a season _____	1989 (610) (72 games)
Had 700 hits in a season _____	2005 (734) (72 games)
Had 35 triples in a season _____	2003 (37) (70 games)
Had 150 doubles in a season _____	2002 (164) (72 games)
Had a team average of .315 or better _____	2007 (.316) (63 games)
Stole 100 bases in a season _____	2005 (103) (72 games)

Texas' Win Streaks			
STREAK	YEAR	ENDED BY	SCORE
34 games*	1977	Rice	3-4 (14)
33 games	1982	Houston	3-4
28 games	1946-47	Baylor	2-6
23 games	1914	Missouri	0-2
22 games	1985	Arkansas	4-5
22 games	1924	Baylor	1-2
21 games	2010	Kansas State	1-2
20 games	1988	Oklahoma	8-11
20 games	1973	Baylor	2-3
20 games	1972	Texas Tech	4-5
19 games	1985	Arkansas	5-9
19 games	1947-48	Baylor	7-8
18 games	1979	Minnesota	4-11
18 games	1975	Texas A&M	8-9
17 games	1974	Rice	4-5
16 games	2005	Arizona	3-8
16 games	1989	Dallas Baptist	7-15
16 games	1983-84	Arizona State	0-4
16 games	1982	Miami	1-2
16 games	1979	Texas A&M	0-1

\*NCAA Record

Player	
Pitched a no-hitter _____	March 1, 2009 _____ by Brandon Workman vs. Penn State (9-0)
Pitched a combined no-hitter _____	May 16, 2014 _____ by Dillon Peters and Morgan Cooper vs. Kansas State (W 12-0)
Pitched a perfect game _____	Apr. 3, 1970 _____ by James Street vs. Texas Tech (4-0)
Pitched a complete game shutout _____	June 4, 2010 _____ by Brandon Workman vs. Rider (11-0)
Had 10 strikeouts in a game _____	March 14, 2015 _____ by Connor Mayes (10) vs. West Virginia
Had 15 strikeouts in a game _____	Mar. 12, 2010 _____ by Taylor Jungmann (17) vs. Iowa
Had 19 strikeouts in a game _____	Mar. 18, 1988 _____ by Eric Stone (19) vs. Southwestern Louisiana
Won 10 games in a season _____	2011, by Taylor Jungmann (13-3)
Won 15 games in a season _____	2004, by J.P. Howell (15-2)
Had 100 strikeouts in a season _____	2011 _____ by Taylor Jungmann (126) and Cole Green (104)
Had 150 strikeouts in a season _____	2004, by J.P. Howell (166)
Had 175 strikeouts in a season _____	1989, by Kirk Dressendorfer (176)
Had 200 strikeouts in a season _____	1985, by Greg Swindell (204)
Had 10 saves in season _____	2011, by Corey Knebel (19)
Had 5 complete games in a season _____	2011, by Taylor Jungmann (5)
Had 10 complete games in a season _____	1989, by Kirk Dressendorfer (15)
Had 40 appearances in a season _____	2009, by Austin Wood (41)
Had 5 shutouts in a season _____	1986, by Greg Swindell (5)
Hit 3 home runs in a game _____	Apr. 30, 2002 _____ by J.D. Reininger (3) vs. TCU
Hit for the cycle in a game (HR, 3B, 2B, 1B) _____	Apr. 24, 2007 _____ by Kyle Russell vs. UT Pan American
Scored 5 runs in a game _____	Apr. 28, 2009 _____ by Kevin Lusson (5) vs. Texas State
Had 5 hits in a game _____	March 8, 2015 _____ by Ben Johnson (5) at Stanford
Stole 5 bases in a game _____	Feb. 13, 1996 _____ by MacGregor Byers (5) vs. St. Mary's (Texas)
Stole home in a game _____	March 25, 2011 _____ by Mark Payton at Oklahoma State
Had 7 RBI in a game _____	March 5, 2008 _____ by Brandon Belt (8) vs. Texas A&M-Corpus Christi
Hit a grand slam home run in a game _____	May 12, 2012 _____ by Mark Payton vs. Texas Southern (Game 2 of DH)
Hit an inside the park home run _____	March 24, 2015 _____ by Zane Gurwitz at Texas State
Hit back-to-back home runs _____	March 10, 2015 _____ by Tres Barrera and Brooks Marlow vs. Incarnate Word
Had 100 hits in a season _____	2005, by Seth Johnston (115)
Had 15 home runs in a season _____	2008, by Kyle Russell (19)
Had 20 home runs in a season _____	2007, by Kyle Russell (28)
Stole 40 bases in a season _____	2002, by Tim Moss (40)
Had 25 doubles in a season _____	2006, by Carson Kainer (25)
Had 8 triples in a season _____	2013, by Mark Payton (8)
Had 80 RBI in a season _____	2003, by Dustin Majewski (85)
Had 100 RBI in a season _____	1989, by Scott Bryant (112)
Batted .400 in a season (min. 100 ABs) _____	2002, by Dustin Majewski (.401)
Scored 80 runs in a season _____	2003, by Tim Moss (82)
Scored 100 runs in a season _____	1985, by Bill Bates (100)
Cleared the "Monster" in center field _____	Apr. 24, 2010 _____ by Cameron Rupp vs. Oklahoma State
Hit a leadoff home run _____	May 30, 2014 _____ by Brooks Marlow vs. Texas A&M
Had a multi-home run game _____	March 5, 2015 _____ by Ben Johnson vs. Stanford



**#5 RHP ANDY MCGUIRE (So.)**

0-0 | 2.70 ERA | 6.2 IP | 1 BBs | 6 Ks

Date	Opponent	IP	H	R	ER	BB	K	Dec
2/17	UTSA	1.0	1	0	0	0	1	-
2/22	Minnesota	1.0	2	0	0	1	0	-
3/10	UIW	1.0	0	0	0	0	1	-
3/29	at Nebraska	0.1	0	0	0	0	1	-
3/31	TAMU CC	1.1	2	1	0	0	1	-
4/3	at OK State	0.0	1	2	2	0	0	-
4/5	at OK State	0.1	0	0	0	0	1	-
4/14	SHSU	1.2	2	0	0	0	1	-

**Career Highs**

IP: 1.2, vs. SHSU (4/14)

Ks: 1, six times, last vs. SHSU (4/14)

Hits: 2, three times, last vs. SHSU (4/14)

BBs: 1, vs. Minnesota (2/22)

Runs: 2, vs. Oklahoma State (4/3)

ERs: 2, vs. Oklahoma State (4/3)

**#13 RHP TYLER SCHIMPF (Fr.)**

1-0 | 3.60 ERA | 5.0 IP | 3 BBs | 4 Ks

Date	Opponent	IP	H	R	ER	BB	K	Dec
2/14	at Rice	1.0	1	0	0	0	0	-
2/17	UTSA	0.1	0	1	1	2	1	-
2/22	Minnesota	1.0	2	0	0	0	2	-
3/10	UIW	2.2	0	0	0	0	1	W
3/17	at UTA	0.0	1	1	1	1	0	-

**Career Highs**

IP: 2.2, vs. UIW (3/10)

Ks: 2, vs. Minnesota (2/22)

Hits: 2, vs. Minnesota (2/22)

BBs: 2, vs. UTSA (2/17)

Runs: 1, two times, last at UTA (3/17)

ERs: 1, two times, last at UTA (3/17)

**#19 RHP CONNOR MAYES (Fr.)**

1-2 | 2.02 ERA | 35.2 IP | 13 BBs | 29 Ks | 1 SV

Date	Opponent	IP	H	R	ER	BB	K	Dec
2/13	at Rice	1.0	2	0	0	0	0	-
2/17	UTSA	3.0	2	0	0	0	2	W
2/21	Minnesota	1.1	1	0	0	1	1	-
2/25	UTPA	2.2	4	3	2	2	3	-
3/1	San Diego	0.2	1	0	0	0	0	-
3/5	at Stanford	1.2	0	0	0	0	1	-
3/8	at Stanford	1.0	0	0	0	0	1	-
3/14	West Virginia	6.2	3	0	0	1	10	-
3/21	K-State	0.0	1	0	0	0	0	-
3/22	K-State	2.2	0	0	0	0	2	SV
3/24	at TX State	0.2	0	0	0	0	1	-
3/28	at Nebraska	0.1	0	0	0	2	1	-
3/31	TAMU CC	2.0	3	3	3	2	2	L
4/3	at OK State	1.2	1	1	1	2	2	-
4/5	at OK State	3.1	3	1	1	0	0	-
4/7	Wichita St.	2.1	2	0	0	2	2	-
4/10	Oklahoma	2.2	2	1	1	1	1	L
4/12	Oklahoma	1.0	1	0	0	0	0	-
4/14	SHSU	1.0	1	0	0	0	0	-

**Career Highs**

IP: 6.2, vs. West Virginia (3/14)

Ks: 10, vs. West Virginia (3/14)

Hits: 4, vs. UTPA (2/25)

BBs: 2, four times, last vs. Wichita St. (4/7)

Runs: 3, twice, last vs. TAMU CC (3/31)

ERs: 3, vs. TAMU CC (3/31)

**#27 LHP TRAVIS DUKE (Jr.)**

1-1 | 2.75 ERA | 19.2 IP | 2 BBs | 10 K

Date	Opponent	IP	H	R	ER	BB	K	Dec
2/13	at Rice	2.0	4	0	0	0	1	W
2/17	UTSA	1.1	3	0	0	0	0	-
2/22	Minnesota	2.0	1	0	0	0	0	-
2/25	UTPA	1.0	1	0	0	0	0	-
3/1	San Diego	0.1	0	0	0	0	0	-
3/8	at Stanford	0.2	2	2	2	0	0	-
3/10	UIW	1.0	0	0	0	0	0	-
3/17	at UTA	1.1	1	0	0	0	0	-
3/22	Kansas State	1.1	0	0	0	0	0	-
3/27	at Nebraska	2.0	1	0	0	0	1	-
3/28	at Nebraska	1.1	1	1	0	0	3	L
3/29	at Nebraska	0.1	1	0	0	0	0	-
3/31	TAMU CC	0.0	1	0	0	0	0	-
4/3	at OK State	2.2	0	0	0	1	4	-
4/4	at OK State	0.2	0	0	0	1	1	-
4/12	Oklahoma	1.1	2	1	1	0	0	-
4/14	SHSU	0.1	4	3	3	0	0	-

**Season Highs**

IP: 2.2, at Oklahoma State (4/3)

Ks: 4, at Oklahoma State (4/3)

Hits: 4, twice, last vs. SHSU (4/14)

BBs: 1, twice, last at Oklahoma State (4/4)

Runs: 3, vs. SHSU (4/14)

ERs: 3, vs. SHSU (4/14)

**Career Highs**

IP: 4.0 vs. TX A&amp;M (6/1/14)

Ks: 6 vs. TX A&amp;M (6/1/14)

Hits: 4, twice, last vs. SHSU (4/14/15)

BBs: 3 at Houston (3/19/13)

Runs: 4 vs. Kansas State (5/5/13)

ERs: 3, vs. SHSU (4/14/15)

**#29 LHP JON MALMIN (So.)**

0-1 | 3.31 ERA | 16.1 IP | 5 BBs | 10 Ks | 1 SV

Date	Opponent	IP	H	R	ER	BB	K	Dec
2/14	at Rice	3.0	5	1	1	1	1	-
2/17	UTSA	2.0	2	0	0	0	1	-
2/20	Minnesota	3.0	1	1	0	0	4	S
2/25	UTPA	1.1	0	1	0	1	1	-
3/10	UIW	1.0	1	0	0	2	0	-
3/29	at Nebraska	2.2	1	0	0	0	1	-
3/31	TAMU CC	0.1	0	0	0	0	0	-
4/3	at OK State	1.0	0	1	1	1	1	L
4/5	at OK State	0.1	2	2	2	0	0	-
4/7	Wichita St.	0.2	1	2	2	0	0	-
4/12	Oklahoma	0.1	1	0	0	0	0	-
4/14	SHSU	0.2	0	0	0	0	1	-

**Season Highs**

IP: 3.0, twice, last vs. Minnesota (2/20)

Ks: 4, vs. Minnesota (2/20)

Hits: 5, at Rice (2/14)

BBs: 2, vs. UIW (3/10)

Runs: 2, twice, last vs. Wichita St. (4/7)

ERs: 2, twice, last vs. Wichita St. (4/7)

**Career Highs**

IP: 3.0, twice, last vs. Minnesota (2/20/15)

Ks: 4, vs. Minnesota (2/20/15)

Hits: 5, at Rice (2/14/15)

BBs: 2, twice, last vs. UIW (3/10/15)

Runs: 2, twice, last vs. Wichita St. (4/7/15)

ERs: 2, twice, last vs. Wichita St. (4/7/15)

**#34 RHP KYLE JOHNSTON (Fr.)**

0-1 | 2.70 ERA | 20.0 IP | 18 BBs | 19 Ks | 1 SV

Date	Opponent	IP	H	R	ER	BB	K	Dec
2/15	at Rice	0.2	0	0	0	1	1	SV
2/21	Minnesota	1.0	0	0	0	1	0	-
2/25	UTPA	1.0	1	0	0	0	0	-
3/1	San Diego	1.0	0	1	1	1	0	L
3/6	at Stanford	0.2	1	1	1	1	1	-
3/8	at Stanford	2.1	2	0	0	1	1	-
3/15	West Virginia	2.0	2	0	0	0	3	-
3/17	at UTA	0.2	1	0	0	1	0	-
3/21	K-State	0.0	0	0	0	1	0	-
3/24	at TX State	2.1	2	2	2	1	2	-
3/28	at Nebraska	0.0	0	0	0	1	0	-
3/31	TAMU CC	3.0	1	1	1	1	3	-
4/3	at OK State	0.0	0	0	0	1	0	-
4/4	at OK State	2.2	0	0	0	2	5	-
4/7	Wichita St.	0.1	0	0	0	1	1	-
4/12	Oklahoma	2.1	2	1	1	4	2	-

**Career Highs**

IP: 3.0, vs. TAMU CC (3/31)

Ks: 5, at Oklahoma State (4/4)

Hits: 2, three times, last at Texas State (3/24)

BBs: 4, vs. Oklahoma (4/12)

Runs: 2, at Texas State (3/24)

ERs: 2, at Texas State (3/24)

**#38 LHP TY CULBRETH (Jr.)**

3-2 | 1.59 ERA | 22.2 IP | 9 BBs | 17 Ks | 4 SV

Date	Opponent	IP	H	R	ER	BB	K	Dec
2/13	at Rice	1.0	0	0	0	0	1	SV
2/15	at Rice	2.1	3	0	0	1	1	W
2/21	Minnesota	2.2	2	0	0	1	3	SV
2/25	UTPA	1.0	1	0	0	1	1	W
3/1	San Diego	0.1	0	3	2	2	0	-
3/5	at Stanford	1.1	0	0	0	0	3	-
3/6	at Stanford	0.1	1	0	0	0	0	-
3/14	West Virginia	1.1	3	1	1	1	0	L
3/17	at UTA	0.2	2	1	1	1	1	L
3/21	K-State	1.0	0	0	0	0	0	SV
3/24	at TX State	0.1	1	0	0	0	1	W
3/27	at Nebraska	1.2	0	0	0	0	1	-
3/28	at Nebraska	1.1	2	0	0	0	0	-
3/31	TAMU CC	1.0	0	0	0	0	1	-
4/3	at OK State	2.1	2	0	0	1	1	-
4/4	at OK State	0.1	0	0	0	0	1	-
4/7	Wichita St.	1.0	0	0	0	0	1	SV
4/10	Oklahoma	1.2	1	0	0	1	1	-
4/11	Oklahoma	0.2	1	0	0	0	0	-
4/14	SHSU	0.1	1	0	0	0	0	-

**Season Highs**

IP: 2.2, vs. Minnesota (2/21)

Ks: 3, twice, last at Stanford (3/5)

Hits: 3, twice, last vs. West Virginia (3/14)

BBs: 2, vs. San Diego (3/1)

Runs: 3, vs. San Diego (3/1)

ERs: 2, vs. San Diego (3/1)

**Career Highs**

IP: 3.0 vs. UT Arlington (4/15/14)

Ks: 4 at TX State (3/11/14)

Hits: 3, twice, last vs. West Virginia (3/14/15)

BBs: 5 at K-State (5/18/14)

Runs: 3, vs. San Diego (3/1/15)

ERs: 2, vs. San Diego (3/1/15)

**#48 RHP TY MARLOW (Sr.)**

0-0 | 3.09 ERA | 11.2 IP | 3 BBs | 10 Ks

Date	Opponent	IP	H	R	ER	BB	K	Dec
2/17	UTSA	0.0	0	1	1	0	0	-
3/10	UIW	2.0	2	1	1	0	3	-
3/17	at UTA	1.1	3	2	2	1	0	-
3/31	TAMU CC	1.1	0	0	0	0	1	-
4/3	at OK State	4.1	3	0	0	2	5	-
4/11	Oklahoma	0.2	0	0	0	0	0	-
4/12	Oklahoma	1.0	1	0	0	0	1	-
4/14	SHSU	1.0	0	0	0	0	0	-

**Season Highs**

IP: 4.1, at Oklahoma State (4/3)

Ks: 5, at Oklahoma State (4/3)

Hits: 3, twice, last at Oklahoma State (4/3)

BBs: 2, at Oklahoma State (4/3)

Runs: 2, vs. UT Arlington (3/17)

ERs: 2, vs. UT Arlington (3/17)

**Career Highs**

IP: 4.1, at Oklahoma State (4/3/15)

Ks: 7, at Kansas (4/12/13)

Hits: 5, at Kansas (4/12/13)

BBs: 2, at Oklahoma State (4/3/15)

Runs: 2, at UTA (3/17/15)

ERs: 2, at UTA (3/17/15)

**#51 RHP JAKE MCKENZIE (Fr.)**

1-0 | 0.71 ERA | 12.2 IP | 4 BBs | 10 Ks

Date	Opponent	IP	H	R	ER	BB	K	Dec
2/14	at Rice	2.2	2	0	0	0	2	-
2/17	UTSA	1.1	0	0	0	0	2	-
2/25	UTPA	1.0	0	0	0	1	0	-
3/10	UIW	1.1	0	0	0	2	2	-
3/17	at UTA	1.2	1	0	0	0	2	-
3/24	at TX State	1.1	1	0	0	0	1	-
3/28	at Nebraska	0.2	0	0	0	0	0	-
3/31	TAMU CC	1.0	2	1	1	0	0	-
4/3	at OK State	0.2	1	0	0	0	0	-
4/7	Wichita St.	1.0	0	0	0	1	1	W
4/12	Oklahoma	0.0	1	0	0	0	0	-

**Career Highs**

IP: 2.2, at Rice (2/14)

Ks: 2, four times, last at UTA (3/17)

Hits: 2, twice, last vs. TAMU CC (3/31)

BBs: 2, vs. UIW (3/10)

Runs: 1, vs. TAMU CC (3/31)

ERs: 1, vs. TAMU CC (3/31)

**#53 LHP KIRBY BELLOW (Sr.)**

2-1 | 1.40 ERA | 25.2 IP | 5 BBs | 22 Ks | 4 SV

Date	Opponent	IP	H	R	ER	BB	K	Dec
2/14	at Rice	2.0	2	1	1	0	1	-
2/15	at Rice	2.1	2	0	0	0	3	-
2/21	Minnesota	1.2	1	0	0	0	2	-
2/25	UTPA	1.0	0	0	0	0	0	-
3/1	San Diego	2.2	1	0	0	0	2	-
3/1	San Diego	0.0	2	2	1	0	0	-
3/6	at Stanford	1.2	2	1	1	0	3	L
3/7	at Stanford	2.0	2	0	0	2	0	SV
3/13	West Virginia	1.0	0	0	0	0	1	W
3/17	at UTA	0.0	1	1	1	0	0	-
3/21	K-State	2.0	0	0	0	0	0	W
3/21	K-State	1.2	0	0	0	0	2	SV
3/24	at T-State	1.1	0	0	0	0	3	SV
3/28	at Nebraska	3.2	3	0	0	2	2	-
4/11	Oklahoma	1.2	1	0	0	0	2	SV
4/12	Oklahoma	1.0	1	0	0	1	1	-

**Season Highs**

IP: 3.2, at Nebraska (3/28)

Ks: 3, three times, last at Texas State (3/24)

Hits: 3, at Nebraska (3/28)

BBs: 2, twice, last at Nebraska (3/28)

Runs: 2, vs. San Diego (3/1)

ERs: 1, four times, last at UTA (3/17)

**Career Highs**

IP: 3.2, at Nebraska (3/28/15)

Ks: 3, five times, last at Texas State (3/24/15)

Hits: 3, at Nebraska (3/28/15)

BBs: 3, vs. Texas State (3/15/11)

Runs: 2, seven times, last vs. San Diego (3/1/15)

ERs: 2, four times, last at Oklahoma State (5/16/13)



## #24 Parker French

Sr. | RHP

6-2 | 218

Dripping Springs, Texas

Dripping Springs HS

### Season Highs

IP: 9.0, vs. West Virginia (3/13)

Ks: 7, vs. West Virginia (3/13)

Hits: 7, twice, last vs. Nebraska (3/27)

BBs: 5, at Stanford (3/7)

Runs: 3, 4x, last vs. Nebraska (3/27)

ERs: 3, vs. Nebraska (3/27)

### Career Highs

Same

8, vs. Stanford (2/21/14)

9, twice, last at Baylor (4/26/13)

Same

8 at Oklahoma (4/11/14)

6 at Stanford (2/26/12)

### AS A SENIOR (2015)

Named one of 30 candidates for the Senior CLASS Award on March 24 ... ranks eighth in the Big 12 in ERA (2.15) and ninth in innings pitched (54 1/3) ... is the Big 12 active career leader in innings pitched (303) and ranks third in wins (19) and fourth in ERA (2.52) ... had his second longest outing of the season with 7 2/3 vs. Oklahoma, allowing two runs (one earned) in a no-decision ... spun six innings vs. Kansas State (March 21, game one), allowing three runs (one earned) on seven hits and three walks while striking out four in a no decision ... hurled a career-high nine innings, and a season-high seven strikeouts, vs. West Virginia on March 13 while surrendering three runs (two earned) on seven hits and a walk in a no-decision ... earned his second win of the year March 7 at Stanford when he pitched seven innings, allowing just one run in an eventual 3-1 victory ... picked up his first win of 2015 against Minnesota February 20 when he spun six innings with one strikeout while allowing just one unearned run on four hits ... pitched five innings of one-run ball with one strikeout, while allowing four hits and hitting three batters, vs. Rice in the season opener (Feb. 13) of an eventual 3-1 Texas win ... named to the Big 12 Commissioner's Honor Roll for the 2014 fall semester.

### JUNIOR HIGHLIGHTS (2014)

Went 7-5 with a 2.41 ERA which ranked third on the team and 10th in the Big 12 ... a member of the Academic All-Big 12 first team ... finished second on the team with 62 strikeouts and 104 2/3 innings pitched ... made 20 appearances, 17 of them starts ... ended the year ranked third among active Big 12 players in career innings pitched (248 2/3) and tied for fourth in wins (17).

### SOPHOMORE HIGHLIGHTS (2013)

Made 13 starts primarily as the team's No. 1 starter as a sophomore, posting a 4-5 record with a 2.68 ERA ... in 77 1/3 innings, allowed 69 hits and 23 earned runs with 24 walks, 46 strikeouts and a .240 opponents' batting average ... threw three innings as part of a combined seven-inning no-hitter on May 11 against Texas Southern.

### FRESHMAN HIGHLIGHTS (2012)

Made nine starts in 21 appearances as a freshman ... had a 6-2 record with a 2.84 ERA and two saves ... combined in three shutouts ... in 66 2/3 innings, allowed 58 hits and 21 earned runs with 19 walks and 30 strikeouts ... opponents hit .231 ... earned Louisville Slugger/Collegiate Baseball Freshman All-America honors ... named Big 12 Freshman of the Year and received All-Big 12 honorable mention.

### HIGH SCHOOL

Lettered all four years at Dripping Springs High School under Coach Chris Payne ... awarded first team all-district and first team All-Centex as a senior ... won District 26-4A MVP, first team All-Centex and first team all-state as a junior ... named to the all-district second team as a freshman and a sophomore ... hit a cumulative .427 in his four years at Dripping Springs ... also played for James Ellison and the Austin Wings in the Summer Premier League

### PERSONAL

Son of Doug and Toni ... has an older sister, Chelsie ... selected in the 19th round of the MLB Draft by the Detroit Tigers ... majoring in finance.


### 2015 Game-by-Game Stats

Date	OPPONENT	GS	IP	H	R	ER	BB	SO	2B	3B	HR	WP	BK	HBP	IBB	Score	W	L	SV	ERA
Feb 13, 2015	at Rice	*	5.0	4	1	1	0	1	1	0	0	0	0	3	0	3-1	0	0	0	1.80
Feb 20, 2015	MINNESOTA	*	6.0	3	1	0	2	2	2	0	0	1	0	0	0	13-2	1	0	0	0.82
Mar 01, 2015	SAN DIEGO-1	*	4.1	5	3	2	1	2	1	0	0	0	0	1	0	1-3	1	1	0	1.76
Mar 07, 2015	at Stanford	*	7.0	6	1	1	5	4	2	0	0	0	0	0	0	3-1	2	1	0	1.61
Mar 13, 2015	WEST VIRGINIA	*	9.0	7	3	2	1	7	1	1	0	0	0	0	0	4-3	2	1	0	1.72
Mar 21, 2015	KANSAS STATE-1	*	6.0	7	3	1	2	4	1	0	0	0	0	0	0	5-3	2	1	0	1.69
Mar 27, 2015	at Nebraska	*	4.1	7	3	3	0	3	1	0	0	0	0	0	0	1-3	2	2	0	2.16
Apr 03, 2015	at Oklahoma State	*	5.0	4	2	2	3	6	1	0	1	0	2	0	0	3-6	2	2	0	2.31
Apr 10, 2015	OKLAHOMA	*	7.2	9	2	1	1	4	0	0	0	1	0	0	0	2-3	2	2	0	2.15
<b>Totals</b>		<b>9</b>	<b>54.1</b>	<b>52</b>	<b>19</b>	<b>13</b>	<b>15</b>	<b>33</b>	<b>10</b>	<b>1</b>	<b>1</b>	<b>2</b>	<b>2</b>	<b>4</b>	<b>0</b>	<b>35-25</b>	<b>2</b>	<b>2</b>	<b>0</b>	<b>2.15</b>

### Career Stats

Year	ERA	W	L	App	GS	CG	SHO	CBO	SV	IP	H	R	ER	BB	SO	2B	3B	HR	BF	B/Avg	WP	HBP	BK	SFA	SHA
2012	2.84	6	2	21	9	0	0	3	2	66.2	58	32	21	19	30	10	4	3	288	.231	3	12	1	1	5
2013	2.68	4	5	13	13	0	0	1	0	77.1	69	26	23	24	46	9	2	1	329	.240	5	7	0	2	8
2014	2.41	7	5	20	17	0	0	4	1	104.2	88	43	28	44	62	13	0	0	456	.233	4	15	0	4	15
2015	2.15	2	2	9	9	0	0	0	0	54.1	52	19	13	15	33	10	1	1	230	.256	2	4	2	2	6
<b>TOTAL</b>	<b>2.52</b>	<b>19</b>	<b>14</b>	<b>63</b>	<b>48</b>	<b>0</b>	<b>0</b>	<b>8</b>	<b>3</b>	<b>303.0</b>	<b>267</b>	<b>120</b>	<b>85</b>	<b>102</b>	<b>171</b>	<b>42</b>	<b>7</b>	<b>5</b>	<b>1303</b>	<b>.238</b>	<b>14</b>	<b>38</b>	<b>3</b>	<b>9</b>	<b>34</b>





## #42 Kacy Clemens

So. | RHP/1B

6-2 | 212

Houston, Texas

Houston Memorial HS

### Career Highs

IP: 7.0 at Nebraska (3/28)

Ks: 4, twice, last at Oklahoma State (4/5)

Hits: 8, at Rice (2/14)

BBs: 3, vs. Kansas State (3/22)

Runs: 8, at Rice (2/14)

ERs: 8, at Rice (2/14)

### AS A SOPHOMORE (2015)

Has a 3-2 record with a 4.14 ERA on the mound, along with starting 13 games at first base and DH where he has a .200 batting average ... owns a 2.58 ERA in his last eight appearances (seven of them starts) ... picked up his third win of the season with six innings of one-run ball vs. Oklahoma (4/11) ... spun seven scoreless innings against Nebraska March 28 while surrendering just two hits and a walk and striking out two ... made his first starts of the season at first base in the Kansas State series' first two games on March 21, and recorded a hit that tied the game in game one of the doubleheader ... is believed to be the first Longhorn to start a game as the pitcher/designated hitter since Brooks Kieschnick in 1993 when he did so on March 22 vs. Kansas State ... earned his second win of the year in that contest by pitching five innings of one run ball with two hits and three walks allowed while striking out one ... tossed 5 1/3 innings at Stanford on March 6, allowing three runs on just three hits and two walks in a no-decision ... pitched 2 2/3 shutout innings in his first career relief appearance on the mound vs. San Diego (March 1, game two), allowing one hit and two walks, while striking out two Toreros ... earned his first career collegiate victory against Minnesota on February 22 when he tossed five shutout innings, allowing just one hit and two walks while striking out four ... was number seven on SportsCenter's Top-10 Plays for making an incredible grab of a hard-hit liner right back at him before doubling off the runner at second to end the third inning vs. Minnesota (2/22) ... named to the Big 12 Commissioner's Honor Roll for the 2014 fall semester ... made his collegiate pitching debut in a start against Rice in the first game of a doubleheader on February 14, going three innings.

### AS A FRESHMAN (2014)

Played in 65 games with 63 starts as the team's first baseman ... fielded at a .992 clip and helped turn 57 of Texas' 71 double plays ... ranked third on the team and tied for seventh in the Big 12 with 37 walks ... delivered a two-run single against Vanderbilt on June 21 ... went 2-for-6 in the Austin Super Regional against Houston (June 6-7) with an RBI ... was 2-for-3 with a walk and all three of the team's RBIs in a 3-0 win against Oklahoma State May 22 in the Big 12 Tournament ... had a 4-for-12 series with a home run, four RBIs, two runs scored and two walks against Kansas State (May 16-18) ... hit his first career home run on May 16 against Kansas State, a three-run shot ... was 4-for-12 a double, two walks, two runs scored and four RBIs against Oklahoma (April 11-13) ... went 3-for-10 with a double, an RBI, a run scored and two walks against Baylor (April 4-6) ... had a double, three runs scored and three walks in a doubleheader against Columbia on March 22 ... was 4-for-11 with three walks, a run scored and an RBI against Hawai'i (March 7-9) ... went 2-for-4 with a run scored and the game-winning RBI single with two outs in the bottom of the 8th inning against Hawai'i on March 8 ... scored two runs and had an RBI against Valparaiso on March 4 ... was 2-for-4 with an RBI and a walk against Sam Houston State on March 2 ... went 2-for-3 with a run scored against Rice on February 28 ... finished the Cal series 4-for-14 with three walks ... recorded his first collegiate hit in a 3-for-4 effort in the first game of a doubleheader against Cal on February 15 ... named to the Big 12 Commissioner's Honor Roll for the 2013 fall semester and 2014 spring semester.

### HIGH SCHOOL

Lettered three years under coach Jeremy York at Houston Memorial High in Houston ... named to the Louisville Slugger High School All-American Team and Rawlings All-Region First Team his senior year ... was also named the District 19-5A MVP in 2013 ... went 8-0 with 0.27 ERA on the mound and hit .354 with 26 RBIs at the plate as a senior ... as a junior was named to the Under Armour High School All-American Team ... also played three years of varsity football at safety and was named all-district his junior and senior seasons ... named to the academic all-district team his sophomore, junior, and senior years ... very active in community service ... member of the Roger Clemens "Make a Pitch For Kids" Foundation ... also supported the Help a Hero Foundation where he helped wounded soldiers move into their new homes.

### PERSONAL

Son of Roger and Debbie Clemens ... has three brothers, Koby, Kory, and Kody ... father Roger is a former MLB pitcher and was a member of the 1983 UT National Championship team ... Kody is a signee in Texas' 2015 recruiting class ... hasn't declared a major but is interested in business.

### 2015 Game-by-Game Stats

Date	OPPONENT	GS	IP	H	R	ER	BB	SO	2B	3B	HR	WP	BK	HBP	IBB	Score	W	L	SV	ERA
Feb 14, 2015	at Rice	*	3.0	8	8	8	2	0	1	1	1	0	0	0	0	9-10	0	1	0	24.00
Feb 22, 2015	MINNESOTA	*	5.0	1	0	0	2	4	0	0	0	0	0	1	0	8-0	1	1	0	9.00
Mar 01, 2015	SAN DIEGO-2		2.2	1	0	0	2	2	0	0	0	0	0	0	0	1-6	1	1	0	6.75
Mar 06, 2015	at Stanford	*	5.1	3	3	3	2	2	1	0	0	1	0	2	0	3-5	1	1	0	6.19
Mar 17, 2015	at UT Arlington	*	4.0	5	1	1	2	2	0	0	0	0	0	0	0	5-6	1	1	0	5.40
Mar 22, 2015	KANSAS STATE	*	5.0	2	1	1	3	1	0	0	0	0	0	0	0	6-1	2	1	0	4.68
Mar 28, 2015	at Nebraska	*	7.0	2	0	0	1	2	0	0	0	0	0	0	0	0-1	2	1	0	3.66
Apr 05, 2015	at Oklahoma State	*	3.1	6	5	5	2	4	0	0	0	0	0	1	0	3-8	2	2	0	4.58
Apr 11, 2015	OKLAHOMA	*	6.0	6	1	1	2	4	0	1	0	0	0	0	0	4-1	3	2	0	4.14
<b>Totals</b>			<b>8</b>	<b>41.1</b>	<b>34</b>	<b>19</b>	<b>19</b>	<b>18</b>	<b>21</b>	<b>2</b>	<b>2</b>	<b>1</b>	<b>1</b>	<b>0</b>	<b>4</b>	<b>39-38</b>	<b>3</b>	<b>2</b>	<b>0</b>	<b>4.14</b>

### Career Stats (Pitching)

Year	ERA	W	L	App	GS	CG	SHO	CBO	SV	IP	H	R	ER	BB	SO	2B	3B	HR	BF	B/Avg	WP	HBP	BK	SFA	SHA
2014																									
2015	4.14	3	2	9	8	0	0	1	0	41.1	34	19	19	18	21	2	2	1	175	.228	1	4	0	0	4

### Career Stats (Offensive)

Year	Avg	GP	GS	AB	R	H	2B	3B	HR	RBI	TB	SLG%	BB	HBP	SO	GDP	OB%	SF	SH	SB	ATT	PO	A	E	FLD%
2014	.212	65	63	208	20	44	4	0	1	21	51	.245	37	0	50	1	.331	0	9	0	0	626	28	5	.992
2015	.200	12	10	30	3	6	0	0	0	0	6	.200	4	1	6	0	.314	0	2	0	0	89	14	0	1.000
<b>TOTAL</b>	<b>.210</b>	<b>77</b>	<b>73</b>	<b>238</b>	<b>23</b>	<b>50</b>	<b>4</b>	<b>0</b>	<b>1</b>	<b>21</b>	<b>57</b>	<b>.239</b>	<b>41</b>	<b>1</b>	<b>56</b>	<b>1</b>	<b>.329</b>	<b>0</b>	<b>11</b>	<b>0</b>	<b>0</b>	<b>715</b>	<b>42</b>	<b>5</b>	<b>.993</b>

**#1 Tres Barrera C/1B | 6-0 | 211 | R/R | So.**

- BIG12: Ranks tied for ninth in the Big 12 in total bases (65), is tied for fifth in home runs (5) and is tied for seventh in walks (21)
- Leads the team with five home runs and tied for the lead in runs scored (24); second in walks (21), slugging percentage (.468), hits (40), tied for second in triples (2) and is third in on-base percentage (.387)
- Has reached base safely in 34 of 37 games
- K-STATE SERIES: 4-for-11 with two doubles, two RBIs and two runs scored (3/21-22)
- STANFORD SERIES: 5-for-14 with a home run, a double, two runs scored, three RBIs and four walks in the four-game set (3/5-3/8)
- MINNESOTA SERIES: 5-for-15 with five runs scored, two doubles, a triple, three walks and an RBI in the four games (2/20-2/22)
- Was 2-for-3 with a walk, a triple, two RBIs and a run scored vs. UT Arlington on March 17
- Went 5-for-6 with a home run, a double and six RBIs against UTSA (2/17)
- IN 2014: Named a second team freshman All-American by Baseball America and Perfect Game and named to the Big 12 All-Freshman team
- IN 2014: Won the 2014 College Home Run Derby by blasting 41 home runs in the competition
- IN 2014: Played in 65 games, starting 63 ... hit .261 on the year while ranking second on the team in home runs (5) and tied for second in RBIs (35) and doubles (13)

**Career Highs****Hits:** 5, vs. UTSA (2/17/15)**Runs Batted In:** 6, vs. UTSA (2/17/15)**Runs Scored:** 2, 12 times, last vs. UIW (3/10/15)**Walks:** 2, eight times, last at Stanford (3/8/15)**Doubles:** 2, twice, last vs. Baylor (4/5/14)**Triples:** 1, five times, last vs. UT Arlington (3/17/15)**Home Runs:** 2, at Kansas State (5/18/14)**Total Bases:** 9, vs. UTSA (2/17/15)**Stolen Bases:** -**#4 Collin Shaw RF | 6-0 | 199 | L/L | Sr.**

- Tied for ninth in the country in doubles with 16
- BIG12: Leads the Big 12 in doubles (16) and tied for seventh in RBIs (27)
- Leads the team in doubles (16) and RBIs (27)
- Fourth on the team with 34 hits, is tied for second with three home runs and is third in total bases (61)
- Leads the squad with eight multi-RBI outings
- RUNNERS IN SCORING POSITION: .311 (14-for-45)
- WEST VIRGINIA: hit .364 (4-for-11) with a home run, a double, a walk, three RBIs and two runs scored (3/13-15)
- 2-for-3 with a run scored, an RBI double and a sacrifice fly vs. West Virginia (3/15)
- Launched his second homer (two-run bomb) of the year against Kansas State (3/22)
- Crushed his first career home run March 14 vs. West Virginia
- Smashed two doubles and a triple with two RBIs and a run scored against Minnesota (2/20)
- IN 2014: Named to the Houston All-Regional Team and Academic All-Big 12 second team
- IN 2014: Played in 61 games with 56 starts in right field while hitting .264 and stealing 13 bases on 19 attempts
- IN 2014: Was second on the team with 12 sacrifice bunts and five sac flies, and also provided great defense with a number of diving, highlight-reel catches and had four outfield assists

**Career Highs****Hits:** 3, three times, last vs. Minnesota (2/20/15)**Runs Batted In:** 3, twice, last vs. Minnesota (2/21/15)**Runs Scored:** 2, five times, last at Kansas State (5/16/14)**Walks:** 3, vs. Baylor (4/6/14)**Doubles:** 2, three times, last vs. Minnesota (2/21/15)**Triples:** 1, three times, last vs. Minnesota (2/20/15)**Home Runs:** 1, three times, last at Nebraska (3/29/15)**Total Bases:** 7, vs. Minnesota (2/20/15)**Stolen Bases:** 2, last vs. Texas Tech (5/21/14)**#7 Michael Cantu C/1B | 6-3 | 237 | R/R | Fr.**

- BIG12: Co-Big 12 Newcomer of the Week Honors for February 16-22, hitting .375 (6-for-16) for the week, and also tied for the team lead with seven RBIs while adding six runs and a pair of doubles, and drew a team-high six walks to have a team-best .545 on-base percentage during that span
- BIG12: Tied for third in the conference in walks (25)
- Leads the team in walks (25) and is tied for first in on-base percentage (.403); is third in batting average (.265) and runs scored (21)
- LEADING OFF: Reaching base 50.0% of the time as the leadoff man in an inning (14 of 28)
- OKLAHOMA SERIES: Reached base in 8 of 13 plate appearances (four hits) and scored four runs while also throwing out 3 of 3 base runners attempting to steal
- STANFORD SERIES: .357 (5-for-14) in a four-game series, with a double, five runs scored, an RBI and four walks (3/5-3/8)
- Hit his first career home run against Texas State (3/24)
- 3-for-4 with a double, two RBIs, a run scored and a walk vs. West Virginia (3/14)
- 3-for-3 with two walks, two runs scored, two doubles and five RBIs against Minnesota (2/20)
- Scored three runs and had two hits and two walks against UTSA (2/17)

**Career Highs****Hits:** 3, twice, last vs. West Virginia (3/14)**Runs Batted In:** 5, vs. Minnesota (2/20)**Runs Scored:** 3, twice, last at Stanford (3/8)**Walks:** 3, twice, last vs. Oklahoma (4/11)**Doubles:** 2, vs. Minnesota (2/20)**Triples:** -**Home Runs:** 1, at Texas State (3/24)**Total Bases:** 5, vs. Minnesota (2/20)**Stolen Bases:** -**#8 Brooks Marlow 2B | 5-9 | 184 | L/R | Sr.**

- Tied for second on the team in home runs (3) and third on the squad with 36 hits
- TWO OUTS: 16-for-52 (.308) with six RBIs
- KSTATE SERIES: 5-for-11 (.455)
- 2-for-5 with a double, a home run and an additional run scored against West Virginia (3/13)
- Scored two runs and launched his second home run of the season against Incarnate Word (3/10)
- 2-for-5 with a double and a career-high four RBIs vs. Minnesota (2/22)
- Had two hits, including a solo home run, in game two of the doubleheader against Minnesota (2/21)
- IN 2014: Named to the All-Big 12 second team and was named to the Houston All-Regional Team
- IN 2014: Started all 67 games at second base and won the Rawlings Gold Glove at his position
- IN 2014: Hit .268 with a .383 on-base percentage which was second on the team, and drew 47 walks which was tied for the second most in the Big 12

**Career Highs****Hits:** 4, three times, last vs. Rice (5/31/14)**Runs Batted In:** 4, vs. Minnesota (2/22/15)**Runs Scored:** 3, three times, last at Rice (4/1/14)**Walks:** 3, twice, last vs. Oklahoma State (5/24/14)**Doubles:** 2, four times, last vs. Baylor (4/4/14)**Triples:** 1, eight times, last vs. Vanderbilt (6/20/14)**Home Runs:** 2, vs. Duke (2/18/12)**Total Bases:** 9, at Texas Tech (3/28/14)**Stolen Bases:** 1, seven times, last at Kansas State (5/18/14)

**#9 C.J Hinojosa SS/3B | 5-9 | 179 | R/R | Jr.**

- TWO-OUTS: .325 (13-for-40) with 10 RBIs
- Launched a go-ahead, three-run homer in the top of the eighth against Texas State with two outs (3/24)
- Had three hits, including two, two out RBI singles, and scored a run vs. UT Arlington (3/17)
- Smashed an RBI triple and his first home run of the year vs. West Virginia (3/13)
- 3-for-5 with a double, two runs scored and an RBI against UTSA (2/17)
- Game-tying two-out RBI single in the top of the seventh inning against Rice (2/15)
- IN 2014: Named to the College World Series All-Tournament Team and the Academic All-Big 12 second team
- IN 2014: Started all 67 games at shortstop and finished second on the team with a .298 batting average
- IN 2014: Ranked second on the team with 21 multiple-hit games and nine multiple-RBI games, tied for second with 13 doubles and 35 RBIs and led the team with 16 sacrifice bunts which ranked t-17th nationally

**Career Highs**

**Hits:** 3, 11 times, last vs. UT Arlington (3/17/15)  
**Runs Batted In:** 3, four times, last at Texas State (3/24/15)  
**Runs Scored:** 2, 10 times, last vs. Minnesota (2/20/15)  
**Walks:** 3, vs. Columbia (3/22/14)  
**Doubles:** 2, at TCU (5/17/13)  
**Triples:** 1, two times, last vs. Texas Southern (5/11/13)  
**Home Runs:** 1, six times, last at Texas State (3/24/15)  
**Total Bases:** 5, four times, last at Oklahoma (4/11/14)  
**Stolen Bases:** 1, 12 times, last at Texas State (3/24/15)

**#12 Joe Baker SS | 5-9 | 188 | R/R | Fr.**

- Has a .381 on-base percentage (reached base in 24 of 63 plate appearances)
- Roped a career-high three base hits, scored twice, walked and drove in a run against Wichita State (4/7)
- Went 2-for-4 with an RBI double against Texas A&M Corpus Christi (3/31)
- Made his first college start February 21 against Minnesota (game one) and went 1-for-2 with two runs scored, a stolen base and a walk

**Career Highs**

**Hits:** 3, vs. Wichita State (4/7)  
**Runs Batted In:** 1, four times, last vs. Wichita State (4/7)  
**Runs Scored:** 2, twice, last vs. Wichita State (4/7)  
**Walks:** 1, six times, last vs. Wichita State (4/7)  
**Doubles:** 1, vs. Texas A&M Corpus Christi (3/31)  
**Triples:** -  
**Home Runs:** -  
**Total Bases:** 3, twice, last vs. Wichita State (4/7)  
**Stolen Bases:** 1, twice, last at Oklahoma State (4/5)

**#14 Ben Johnson LF | 6-0 | 191 | R/R | Jr.**

- Named to the Golden Spikes Award Midseason Watch List (4/9)
- NCAA: Tied for the second most triples in the country (7)
- BIG12: Leads the Big 12 in triples (7), multi-hit games (18), total bases (84) and is tied for second in the conference in hits (54); is fourth in slugging percentage (.528) and is eighth in batting average (.340)
- Leads the team in batting average (.340), hits (54), slugging percentag (.528), triples (7), multi-hit games (18), on-base percentage (.394), steals (8) and total bases (84)
- Began the season on a 10-game hit streak
- Has had multiple hits in 18 of the first 37 games, and three or more hits in six contests
- TWO-OUTS: 14-for-44 (.318) with 10 RBIs
- RUNNERS IN SCORING POSITION: 13-for-39 (.333)
- K-STATE SERIES: Blasted four extra base hits (three doubles and a triple) (4-for-12) with three RBIs and three runs scored (3/21-22)
- WEST VIRGINIA: 5-for-13 (.385) with a double, a triple, a run scored and an RBI (3/13-15)
- STANFORD SERIES: 8-for-17 with two home runs, a triple, five RBIs, five runs scored, two hit by pitches and a walk in the four-game set at Stanford (3/5-3/8)
- MINNESOTA SERIES: hit .500 (9-for-18) in a four-game set with a double, a triple, an RBI, two runs scored and two stolen bases (2/20-2/22)
- RICE SERIES: 8-for-18 with a home run, five RBIs and five runs scored in the week-end series vs. Rice (2/13-2/15)
- Had a career-high five hits (5-for-5), including a triple, two runs scored and two RBIs at Stanford (3/8)
- Had a 4-for-5 game, along with a three-run home run and three runs scored vs. Rice (2/14)
- IN 2014: Honorable mention All-Big 12 and first team Academic All-Big 12 selection
- IN 2014: Started all 67 games in the outfield (62 in LF, 5 in RF), and led the team and ranked tied for second in the Big 12 with 21 stolen bases (on 21 attempts)
- IN 2014: Hit .263 with a team-high six home runs, had 33 RBIs, 11 doubles, three triples and scored a team-high 46 runs

**Career Highs**

**Hits:** 5, at Stanford (3/8/15)  
**Runs Batted In:** 3, five times, last at Stanford (3/5/15)  
**Runs Scored:** 4, vs. UT Arlington (4/15/14)  
**Walks:** 3, vs. UTPA (4/16/13)  
**Doubles:** 2, twice, last vs. Kansas State (3/22/15)  
**Triples:** 1, 10 times, last at Oklahoma State (4/5/15)  
**Home Runs:** 2, at Stanford (3/5/15)  
**Total Bases:** 9, at Stanford (3/5/15)  
**Stolen Bases:** 3, vs. PVAM (4/29/14)



**#17 Bret Boswell      3B | 5-11 | 177 | L/R | r-Fr.**

- Second on the team with eight doubles
- Tied for second on the team with 10 multi-hit games this season, and tied for third with four multi-RBI games
- Tied for the second longest reached base streak on the team this season, reaching in the first 12 games of the year
- LEADING OFF: Reaching base 41.4% of time as the leadoff man (12 of 29)
- OKLAHOMA SERIES: Hit .571 (4-for-7) with a triple, a run scored, an RBI and a walk
- K-STATE SERIES: Hit .500 (4-for-8) with a double, two walks, a hit by pitch, an RBI and two runs scored (3/21-22)
- MINNESOTA SERIES: hit .400 (6-for-15) for the series with four runs scored, three RBIs, three doubles and two walks (2/20-2/22)
- Went 2-for-2 with a two walks, a double and a run scored vs. Kansas State in game one of the double-header on March 21 ... the run scored came after smacking a leadoff double in the bottom of the eighth inning to spark a come from behind 5-3 victory
- Mashed two doubles, drove in two runs and scored twice vs. Incarnate Word (3/10)
- Went 3-for-5 with a double, run scored and two RBIs, including a walk-off RBI single, in a 5-4 win over UTPA (2/25)
- Was 2-for-4 with a run scored, an RBI and two doubles vs. Minnesota (2/21)
- IN 2014: Missed the season due to injury

**Career Highs****Hits:** 3, vs. UTPA (2/25)**Runs Batted In:** 2, four times, last vs. UIW (3/10)**Runs Scored:** 2, three times, last vs. UIW (3/10)**Walks:** 2, three times, last vs. Kansas State (3/21)**Doubles:** 2, twice, last vs. UIW (3/10)**Triples:** 1, vs. Oklahoma (4/11)**Home Runs:** -**Total Bases:** 4, five times, last vs. Oklahoma (4/11)**Stolen Bases:** -**#42 Kacy Clemens      P/1B | 6-1 | 203 | L/R | So.**

- Is believed to be the first Longhorn to start a game as the pitcher/designated hitter since Brooks Kieschnick in 1993 when he did so vs. Kansas State (3/22)
- Made his first starts of the season at first base in the Kansas State series' first two games (3/21), and recorded a hit that tied the game in game one of the doubleheader
- IN 2014: Nine of his 18 RBIs came with two outs
- IN 2014: Tied for seventh in the Big 12 with 36 walks on the season

**Career Highs****Hits:** 3, at California (2/15/14)**Runs Batted In:** 3, twice, last vs. Oklahoma State (5/22/14)**Runs Scored:** 2, twice, last vs. Columbia (3/22/14)**Walks:** 3, twice, last vs. Oklahoma State (4/25/14)**Doubles:** 1, four times, last at Oklahoma (4/11/14)**Triples:** -**Home Runs:** 1, at Kansas State (5/16/14)**Total Bases:** 5, at Kansas State (5/16/14)**Stolen Bases:** -**#50 Zane Gurwitz      CF | 5-8 | 175 | R/R | So.**

- 1-for-2 with an RBI sac fly against Nebraska (3/27)
- Crushed a triple and an inside-the-park home run at Texas State (3/24)
- Blasted his first home run of the season in a 1-for-3, two RBI and two walk effort against Stanford (3/8)
- 1-for-2 game with a walk and two runs scored vs. West Virginia (3/15)
- Hit a game-tying RBI single in the bottom of the eighth inning against UTPA (2/25)
- Had an RBI triple and scored a run vs. Minnesota (2/22)
- IN 2014: A member of the Big 12 All-Freshman team
- IN 2014: Played in 61 games with 59 starts (48 at 3B, 5 in LF, six in RF)
- IN 2014: Finished third on the team with a .284 batting average, recorded 10 doubles, a triple and two home runs and went 9-for-9 on stolen bases

**Career Highs****Hits:** 4, at Texas Tech (3/29/14)**Runs Batted In:** 3, twice, last at Kansas State (5/18/14)**Runs Scored:** 3, vs. UT Arlington (4/15/14)**Walks:** 3, at Stanford (3/5/15)**Doubles:** 2, twice, last at Oklahoma (4/13/14)**Triples:** 1, twice, last at Texas State (3/24/15)**Home Runs:** 1, four times, last at Texas State (3/24/15)**Total Bases:** 7, at Texas State (3/24/15)**Stolen Bases:** 2, at Texas Tech (3/29/14)

**2015 Texas Longhorns Baseball**  
**Overall Statistics for Texas (as of Apr 14, 2015)**  
**(All games Sorted by Batting avg)**

Record: 19-18 Home: 14-7 Away: 5-11 Big 12: 6-6

Player	avg	gp-gs	ab	r	h	2b	3b	hr	rbi	tb	slg%	bb	hp	so	gdp	ob%	sf	sh	sb-att	po	a	e	fld%
14 Johnson, Ben	.340	37-37	159	24	54	7	7	3	22	84	.528	7	8	22	1	.394	1	2	8-10	62	5	3	.957
1 Barrera, Tres	.288	37-37	139	24	40	6	2	5	21	65	.468	21	2	24	3	.387	1	2	0-0	282	24	0	1.000
7 Cantu, Michael	.265	35-35	117	21	31	5	0	1	16	39	.333	25	0	33	3	.394	0	2	0-1	200	29	1	.996
17 Boswell, Bret	.256	33-33	117	18	30	8	1	0	13	40	.342	19	3	36	1	.374	0	2	0-0	27	64	5	.948
8 Marlow, Brooks	.240	37-37	150	12	36	7	0	3	11	52	.347	12	1	31	2	.301	0	8	0-0	68	121	2	.990
4 Shaw, Collin	.230	37-37	148	12	34	16	1	3	27	61	.412	10	6	40	5	.303	1	7	5-10	71	2	4	.948
9 Hinojosa, C.J	.206	36-35	136	14	28	5	1	2	17	41	.301	16	2	18	5	.293	3	2	4-6	64	95	9	.946
50 Gurwitz, Zane	.189	35-35	106	17	20	2	2	2	11	32	.302	20	1	23	1	.320	1	10	3-6	86	3	0	1.000
-----																							
48 Marlow, Ty	.500	1-0	2	0	1	0	0	0	0	1	.500	0	0	1	0	.500	0	0	0-0	1	2	0	1.000
12 Baker, Joe	.264	18-13	53	7	14	2	0	0	4	16	.302	6	4	14	0	.381	0	0	2-2	10	36	3	.939
32 McCann, Michael	.211	5-4	19	2	4	2	0	0	1	6	.316	0	0	8	0	.211	0	0	0-0	0	0	0	.000
42 Clemens, Kacy	.182	13-11	33	3	6	0	0	0	0	6	.182	4	1	8	1	.289	0	2	0-0	104	14	0	1.000
40 Stell, Taylor	.152	16-9	33	8	5	1	0	1	7	9	.273	3	0	8	0	.216	1	2	1-1	6	0	0	1.000
11 Jones, Travis	.143	9-2	14	1	2	0	0	0	0	2	.143	1	1	8	0	.250	0	0	0-0	39	1	1	.976
33 Mathis, Patrick	.000	11-4	15	3	0	0	0	0	0	0	.000	2	0	7	0	.118	0	0	1-1	0	0	0	.000
6 Macalla, Connor	.000	9-3	12	0	0	0	0	0	1	0	.000	4	0	3	0	.235	1	0	0-0	1	0	0	1.000
51 McKenzie, Jake	.000	1-1	2	1	0	0	0	0	0	0	.000	1	0	1	0	.333	0	0	0-0	1	4	0	1.000
47 Kennedy, Ben	.000	1-0	1	0	0	0	0	0	0	0	.000	0	0	1	0	.000	0	0	0-0	0	0	0	.000
Totals	.243	37	1256	167	305	61	14	20	151	454	.361	151	29	286	22	.336	9	39	24-37	1034	462	35	.977
Opponents	.245	37	1263	127	310	40	5	11	116	393	.311	125	30	229	27	.327	5	44	25-40	1024	377	36	.975

LOB - Team (293), Opp (306). DPs turned - Team (36), Opp (29).

**(All games Sorted by Earned run avg)**

Player	era	w-l	app	gs	cg	sho	sv	ip	h	r	er	bb	so	2b	3b	hr	b/avg	wp	hp	bk	sfa	sha
24 French, Parker	2.15	2-2	9	9	0	0/0	0	54.1	52	19	13	15	33	10	1	1	.256	2	4	2	2	6
42 Clemens, Kacy	4.14	3-2	9	8	0	0/1	0	41.1	34	19	19	18	21	2	2	1	.228	1	4	0	0	4
31 Hollingsworth, Chad	4.58	3-4	8	7	0	0/1	0	39.1	47	20	20	12	16	8	0	4	.318	0	2	0	1	6
-----																						
51 McKenzie, Jake	0.71	1-0	11	0	0	0/0	0	12.2	8	1	1	4	10	0	0	1	.190	1	2	0	0	1
53 Bellow, Kirby	1.40	2-1	16	0	0	0/1	4	25.2	18	5	4	5	22	5	0	0	.202	0	1	0	0	4
38 Culbreth, Ty	1.59	3-2	20	0	0	0/1	4	22.2	20	5	4	9	17	1	1	0	.260	2	0	0	0	8
19 Mayes, Connor	2.02	1-2	19	2	0	0/1	1	35.2	27	9	8	13	29	4	0	0	.209	0	3	1	1	3
34 Johnston, Kyle	2.70	0-1	16	2	0	0/1	1	20.0	12	6	6	18	19	1	0	1	.174	1	1	0	0	2
5 McGuire, Andy	2.70	0-0	8	0	0	0/1	0	6.2	8	3	2	1	6	0	0	1	.276	0	2	0	0	0
27 Duke, Travis	2.75	1-1	17	0	0	0/1	0	19.2	22	7	6	2	10	2	1	0	.297	0	4	1	0	3
48 Marlow, Ty	3.09	0-0	8	0	0	0/0	0	11.2	9	4	4	3	10	2	0	0	.209	0	2	0	0	1
29 Malmin, Jon	3.31	0-1	12	0	0	0/0	1	16.1	14	8	6	5	10	0	0	1	.219	0	1	0	1	1
13 Schimpf, Tyler	3.60	1-0	5	1	0	0/1	0	5.0	4	2	2	3	4	0	0	0	.222	1	1	1	0	1
30 Sawyer, Josh	4.54	2-2	10	8	0	0/1	0	33.2	35	19	17	17	22	5	0	1	.271	1	3	3	0	4
Totals	2.92	19-18	37	37	0	3/3	11	344.2	310	127	112	125	229	40	5	11	.245	9	30	8	5	44
Opponents	3.74	18-19	37	37	0	2/2	9	341.1	305	167	142	151	286	61	14	20	.243	29	29	3	9	39

PB - Team (9), Cantu 5, Barrera 4, Opp (6). Pickoffs - Team (1), Duke 1, Opp (10).

**2015 Texas Longhorns Baseball**  
**Conference statistics for Texas (as of Apr 12, 2015)**  
**(Big 12 games only Sorted by Batting avg)**

Record: 6-6 Home: 6-3 Away: 0-3 Big 12: 6-6

Player	avg	gp-gs	ab	r	h	2b	3b	hr	rbi	tb	slg%	bb	hp	so	gdp	ob%	sf	sh	sb-att	po	a	e	fld%
17 Boswell, Bret	.333	9-9	33	4	11	1	1	0	2	14	.424	6	1	9	0	.450	0	1	0-0	6	19	4	.862
14 Johnson, Ben	.288	12-12	52	5	15	4	3	0	6	25	.481	3	2	7	1	.351	0	1	3-4	22	2	0	1.000
1 Barrera, Tres	.275	12-12	51	7	14	2	0	1	5	19	.373	1	1	7	3	.302	0	1	0-0	94	6	0	1.000
7 Cantu, Michael	.270	12-12	37	5	10	2	0	0	4	12	.324	10	0	10	2	.426	0	1	0-0	63	13	0	1.000
8 Marlow, Brooks	.236	12-12	55	3	13	2	0	1	2	18	.327	0	1	13	1	.250	0	2	0-0	28	35	0	1.000
9 Hinojosa, C.J	.214	11-11	42	3	9	1	1	1	5	15	.357	5	0	4	1	.292	1	0	1-2	16	32	2	.960
12 Baker, Joe	.214	6-6	28	2	6	1	0	0	0	7	.250	2	2	8	0	.313	0	0	1-1	10	24	3	.919
4 Shaw, Collin	.188	12-12	48	4	9	3	0	2	8	18	.375	5	1	10	1	.273	1	2	3-5	27	0	1	.964
50 Gurwitz, Zane	.135	12-12	37	5	5	0	0	0	2	5	.135	4	0	5	0	.220	0	6	1-1	26	0	0	1.000
-----																							
48 Marlow, Ty	.500	1-0	2	0	1	0	0	0	0	1	.500	0	0	1	0	.500	0	0	0-0	0	2	0	1.000
40 Stell, Taylor	.429	4-2	7	2	3	1	0	0	1	4	.571	0	0	1	0	.429	0	0	0-0	0	0	0	.000
11 Jones, Travis	.400	4-0	5	0	2	0	0	0	0	2	.400	1	0	2	0	.500	0	0	0-0	7	0	0	1.000
42 Clemens, Kacy	.263	7-6	19	3	5	0	0	0	0	5	.263	4	1	4	0	.417	0	1	0-0	56	7	0	1.000
6 Macalla, Connor	.000	4-1	5	0	0	0	0	0	1	0	.000	1	0	1	0	.143	1	0	0-0	1	0	0	1.000
32 McCann, Michael	.000	1-1	4	0	0	0	0	0	0	0	.000	0	0	2	0	.000	0	0	0-0	0	0	0	.000
33 Mathis, Patrick	.000	3-0	1	1	0	0	0	0	0	0	.000	0	0	1	0	.000	0	0	0-0	0	0	0	.000
Totals	.242	12	426	44	103	17	5	5	36	145	.340	42	9	85	9	.321	3	15	9-13	359	164	12	.978
Opponents	.242	12	429	40	104	10	2	4	36	130	.303	42	9	87	11	.322	1	20	7-16	350	135	17	.966

LOB - Team (101), Opp (102). DPs turned - Team (12), Opp (13).

**(Big 12 games only Sorted by Earned run avg)**

Player	era	w-l	app	gs	cg	sho	sv	ip	h	r	er	bb	so	2b	3b	hr	b/avg	wp	hp	bk	sfa	sha
19 Mayes, Connor	1.50	0-1	7	0	0	0/0	1	18.0	11	3	3	4	15	3	0	0	.172	0	2	1	0	1
24 French, Parker	1.95	0-0	4	4	0	0/0	0	27.2	27	10	6	7	21	3	1	1	.257	1	0	2	0	4
31 Hollingsworth, Chad	2.61	2-2	4	3	0	0/0	0	20.2	21	6	6	5	7	2	0	2	.284	0	1	0	1	4
42 Clemens, Kacy	4.40	2-1	3	3	0	0/0	0	14.1	14	7	7	7	9	0	1	0	.286	0	1	0	0	3
-----																						
53 Bellow, Kirby	0.00	2-0	5	0	0	0/0	2	7.1	2	0	0	1	6	1	0	0	.083	0	0	0	0	0
48 Marlow, Ty	0.00	0-0	3	0	0	0/0	0	6.0	4	0	0	2	6	1	0	0	.182	0	1	0	0	0
51 McKenzie, Jake	0.00	0-0	2	0	0	0/0	0	0.2	2	0	0	0	0	0	0	0	.667	0	0	0	0	1
38 Culbreth, Ty	1.23	0-1	6	0	0	0/0	1	7.1	7	1	1	3	3	0	0	0	.292	0	0	0	0	3
34 Johnston, Kyle	1.29	0-0	5	1	0	0/0	0	7.0	4	1	1	8	10	0	0	0	.167	1	0	0	0	2
27 Duke, Travis	1.50	0-0	4	0	0	0/0	0	6.0	2	1	1	2	5	0	0	0	.111	0	2	0	0	0
29 Malmin, Jon	16.20	0-1	3	0	0	0/0	0	1.2	3	3	3	1	1	0	0	0	.375	0	0	0	0	0
30 Sawyer, Josh	16.88	0-0	2	1	0	0/0	0	2.2	6	6	5	2	3	0	0	0	.500	0	1	1	0	2
5 McGuire, Andy	54.00	0-0	2	0	0	0/0	0	0.1	1	2	2	0	1	0	0	1	.500	0	1	0	0	0
Totals	2.63	6-6	12	12	0	0/0	4	119.2	104	40	35	42	87	10	2	4	.242	2	9	4	1	20
Opponents	2.85	6-6	12	12	0	0/0	3	116.2	103	44	37	42	85	17	5	5	.242	9	9	0	3	15

PB - Team (3), Barrera 2, Cantu 1, Opp (2). Pickoffs - Team (1), Duke 1, Opp (5).



**2015 Texas Longhorns Baseball**  
**Games Summary for Texas (as of Apr 16, 2015)**  
**(All games)**

<b>Score by innings</b>	<b>1</b>	<b>2</b>	<b>3</b>	<b>4</b>	<b>5</b>	<b>6</b>	<b>7</b>	<b>8</b>	<b>9</b>	<b>EX</b>	<b>Total</b>
Texas	21	22	17	7	15	12	25	30	15	3	167
Opponents	17	14	21	19	12	14	7	1	12	10	127

**Record when ...**

Overall	19-18	After 6 leading	13-1
Conference	6-6	..... trailing	4-14
Non-Conference	13-12	..... tied	2-3
Home games	14-7	After 7 leading	14-0
Away games	5-11	..... trailing	3-12
Neutral site	0-0	..... tied	2-5
Day games	9-9	After 8 leading	16-1
Night games	10-9	..... trailing	0-11
vs Left starter	1-5	..... tied	3-5
vs Right starter	18-13		
1-Run games	3-7	Hit 0 home runs	12-11
2-Run games	6-5	... 1 home run	3-6
5+Run games	8-3	... 2+ home runs	4-1
Extra innings	2-6		
Shutouts	3-2	Opponent 0 home runs	16-13
		..... 1 home run	2-3
Scoring 0-2 runs	0-10	..... 2+ HRs	1-2
..... 3-5 runs	11-6		
..... 6-9 runs	5-2	Made 0 errors	9-5
..... 10+ runs	3-0	.... 1 error	5-9
		.... 2+ errors	5-4
Opponent 0-2 runs	12-1		
..... 3-5 runs	7-9	Opp. made 0 errors	6-9
..... 6-9 runs	0-7	..... 1 error	8-4
..... 10+ runs	0-1	..... 2+ errors	5-5
Scored in 1st inning	10-3	Out-hit opponent	13-2
Opp. scored in 1st	4-5	Out-hit by opponent	4-15
Scores first	13-5	Hits are tied	2-1
Opp. scores first	6-13		

**Record when team scores:**

Runs	0	1	2	3	4	5	6	7	8	9	10+
W-L	0-2	0-4	0-4	3-3	3-2	5-1	3-1	1-0	1-0	0-1	3-0

**Record when opponent scores:**

Runs	0	1	2	3	4	5	6	7	8	9	10+
W-L	3-0	7-1	2-0	3-5	4-0	0-4	0-5	0-1	0-1	0-0	0-1

**Record when leading after:**

Inn.	1	2	3	4	5	6	7	8
W-L	10-2	11-1	10-1	11-2	12-2	13-1	14-0	16-1

**Record when trailing after:**

Inn.	1	2	3	4	5	6	7	8
W-L	3-5	4-8	3-10	3-13	3-14	4-14	3-12	0-11

**Record when tied after:**

Inn.	1	2	3	4	5	6	7	8
W-L	6-11	4-9	6-7	5-3	4-2	2-3	2-5	3-5

Current losing streak: 2  
Longest winning streak: 7  
Longest losing streak: 7

Home attendance : 98656 ( 18 dates avg = 5480 )  
Away attendance : 49936 ( 16 dates avg = 3121 )  
Total attendance: 148592 ( 34 dates avg = 4370 )

**2015 Texas Longhorns Baseball**  
**Miscellaneous Stats for Texas (as of Apr 16, 2015)**  
**(All games)**

<b>Multiple Hit Games</b>	<b>2</b>	<b>3</b>	<b>4</b>	<b>5+</b>	<b>Total</b>
14 Johnson, Ben	12	3	2	1	18
1 Barrera, Tres	8	1	-	1	10
17 Boswell, Bret	8	2	-	-	10
8 Marlow, Brooks	9	-	-	-	9
4 Shaw, Collin	6	2	-	-	8
7 Cantu, Michael	5	2	-	-	7
9 Hinojosa, C.J	3	2	-	-	5
50 Gurwitz, Zane	3	-	-	-	3
12 Baker, Joe	1	1	-	-	2
11 Jones, Travis	1	-	-	-	1
32 McCann, Michael	1	-	-	-	1
40 Stell, Taylor	1	-	-	-	1
42 Clemens, Kacy	1	-	-	-	1
TEAM	59	13	2	2	76

<b>Multiple RBI Games</b>	<b>2</b>	<b>3</b>	<b>4</b>	<b>5+</b>	<b>Total</b>
4 Shaw, Collin	7	1	-	-	8
14 Johnson, Ben	3	3	-	-	6
17 Boswell, Bret	4	-	-	-	4
1 Barrera, Tres	3	-	-	1	4
9 Hinojosa, C.J	2	1	-	-	3
7 Cantu, Michael	2	-	-	1	3
40 Stell, Taylor	1	1	-	-	2
8 Marlow, Brooks	1	-	1	-	2
50 Gurwitz, Zane	1	-	-	-	1
TEAM	24	6	1	2	33

<b>Hitting Streaks</b>	<b>Longest</b>	<b>Current</b>
8 Marlow, Brooks	11	2
14 Johnson, Ben	10	-
4 Shaw, Collin	9	2
12 Baker, Joe	8	-
7 Cantu, Michael	6	-
1 Barrera, Tres	6	-
17 Boswell, Bret	6	-
9 Hinojosa, C.J	5	3
42 Clemens, Kacy	3	-
32 McCann, Michael	3	-
40 Stell, Taylor	2	-
50 Gurwitz, Zane	2	-
11 Jones, Travis	1	-
48 Marlow, Ty	1	1

<b>Reached Base Streaks</b>	<b>Longest</b>	<b>Current</b>
1 Barrera, Tres	17	-
17 Boswell, Bret	12	-
8 Marlow, Brooks	12	2
14 Johnson, Ben	11	-
4 Shaw, Collin	9	4
9 Hinojosa, C.J	9	3
7 Cantu, Michael	8	-
12 Baker, Joe	8	-
50 Gurwitz, Zane	7	-
32 McCann, Michael	3	-
6 Macalla, Connor	3	-
42 Clemens, Kacy	3	-
40 Stell, Taylor	2	-
51 McKenzie, Jake	1	1
48 Marlow, Ty	1	1
11 Jones, Travis	1	-
33 Mathis, Patrick	1	-



# 2015 University of Texas Baseball Roster



<b>No.</b>	<b>Name</b>	<b>Pos.</b>	<b>B/T</b>	<b>Ht.</b>	<b>Wt.</b>	<b>Class</b>	<b>Hometown (High School/Previous School)</b>
1	Tres Barrera	C/1B	R/R	6-0	211	So.	Eagle Pass, Texas (Mission Sharyland HS)
2	Kaleb Denny	OF	R/R	6-1	201	Fr.	Atascocita, Texas (Barbers Hill HS)
4	Collin Shaw	OF	L/L	6-0	199	Sr.	Austin, Texas (Westlake HS)
5	Andy McGuire	RHP/INF	R/R	6-0	200	So.	Oakton, Va. (James Madison HS)
6	Connor Macalla	INF	L/R	6-0	180	r-Fr.	Houston, Texas (Langham Creek HS)
7	Michael Cantu	C/1B	R/R	6-3	237	Fr.	Corpus Christi, Texas (Moody HS)
8	Brooks Marlow	INF	L/R	5-9	184	Sr.	Giddings, Texas (Giddings HS)
9	C.J. Hinojosa	INF	R/R	5-9	179	Jr.	Spring, Texas (Klein Collins HS)
11	Travis Jones	INF	R/R	6-3	200	Fr.	Humble, Texas (Atascocita HS)
12	Joe Baker	INF	R/R	5-9	188	Fr.	McKinney, Texas (McKinney HS)
13	Tyler Schimpf	RHP	R/R	6-4	207	Fr.	Sacramento, Calif. (Capital Christian HS)
14	Ben Johnson	OF	R/R	6-0	191	Jr.	Austin, Texas (Westwood HS)
17	Bret Boswell	INF	L/R	6-0	190	r-Fr.	Rockwall, Texas (Rockwall-Heath HS)
19	Connor Mayes	RHP	R/R	6-2	200	Fr.	Austin, Texas (Lake Travis HS)
24	Parker French	RHP	L/R	6-2	218	Sr.	Dripping Springs, Texas (Dripping Springs HS)
27	Travis Duke	LHP	L/L	6-3	210	Jr.	Pearland, Texas (Dawson HS)
29	Jon Malmin	LHP	L/L	6-0	180	So.	Troy, Texas (Troy HS)
30	Josh Sawyer	LHP	L/L	6-2	190	So.	San Angelo, Texas (San Angelo Central HS)
31	Chad Hollingsworth	RHP	R/R	6-2	210	Jr.	Waco, Texas (Robinson HS)
32	Michael McCann	C	R/R	5-9	215	Fr.	Round Rock, Texas (Cedar Ridge HS)
33	Patrick Mathis	OF	L/L	6-0	193	Fr.	Waco, Texas (Venus HS)
34	Kyle Johnston	RHP	R/R	6-0	202	Fr.	Flower Mound, Texas (Flower Mound HS)
35	Blake Goins	RHP	R/R	5-11	205	So.	Pearland, Texas (Pearland HS)
38	Ty Culbreth	LHP	L/L	5-10	181	Jr.	Bryan, Texas (Bryan HS)
40	Taylor Stell	OF	R/R	6-4	202	r-Jr.	Dallas, Texas (Lake Highlands HS)
41	Morgan Cooper	RHP	R/R	6-4	211	So.	Jarrell, Texas (Jarrell HS)
42	Kacy Clemens	RHP/1B	L/R	6-2	212	So.	Houston, Texas (Memorial HS)
45	Grant Martin	C	R/R	5-9	167	Sr.	Burnet, Texas (Burnet HS)
46	James Barton	C	L/R	5-10	184	Jr.	Austin, Texas (Hyde Park Baptist HS)
47	Ben Kennedy	OF	L/R	5-9	195	r-Fr.	College Station, Texas (A&M Consolidated)
48	Ty Marlow	RHP	R/R	5-10	189	r-Sr.	Giddings, Texas (Giddings HS/Texas A&M/McLennan CC)
49	Parker Joe Robinson	RHP/INF	R/R	6-4	240	Fr.	Coto de Caza, Calif. (JSerra Catholic HS)
50	Zane Gurwitz	OF	R/R	5-8	175	So.	San Antonio, Texas (Churchill HS)
51	Jake McKenzie	RHP/INF	R/R	6-0	168	Fr.	Dallas, Texas (W.T. White HS)
53	Kirby Bellow	LHP	L/L	6-1	200	Sr.	Nederland, Texas (Nederland HS)

**Head Coach:** 16 Augie Garrido (Fresno State, 1961), 19th season

**Associate Head Coach:** 44 Skip Johnson (UT Pan American, 1990), 9th season

**Assistant Coach:** 10 Tommy Nicholson (Texas, 2006), 5th season overall (3rd as assistant coach)

**Volunteer Assistant Coach:** 55 Ryan Russ (Texas, 2010), 4th season

## PRONUNCIATIONS

Tres Barrera \_\_\_\_\_ Tress Barrera

Augie Garrido \_\_\_\_\_ AWE gee ga REE doh

C.J. Hinojosa \_\_\_\_\_ SEE jay hen a HOE sa