

TEXAS BASEBALL

Texas Media Relations • P.O. Box 7399 • Austin, Texas 78713
Assistant Media Relations Director/Baseball Contact: Justin Moore • Office: (512) 232-9438
Email: justin.moore@utexas.edu

Six-Time National Champions
1949 • 1950 • 1975 • 1983 • 2002 • 2005

TEXAS
LONGHORNS



17-8, 5-1 Big 12

NEBRASKA
CORNHUSKERS



18-7, 3-0 Big 10

THE BASICS

Record17-8 (5-1 Big 12)	Record18-7 (3-0 Big 10)
Ranking10	Ranking30
Last Season46-21	Last Season41-21
CoachAugie Garrido	CoachDarin Erstad
Career Record (47 yrs.)1,937-900-9 (.682)	Career Record (4 yrs.)123-81 (.603)
Record at UT (19 yrs.)786-376-2 (.676)	Record at NebraskaSame

STAT COMPARISON

Texas	Nebraska
OFFENSE	
.270.....Batting Average.....	.278
.425.....Slugging %.....	.364
.371.....On Base %.....	.350
51.....Doubles.....	36
11.....Triples.....	9
18.....Home Runs.....	5
139.....Runs.....	124
113.....BB.....	79
10-21.....SB-Att.....	21-34
PITCHING/DEFENSE	
2.67.....ERA.....	2.59
222.2.....Innings Pitched.....	222.0
0.....Complete Games.....	1
9.....Saves.....	10
74.....Walks.....	62
140.....Strikeouts.....	158
.235.....Opponents B/Avg.....	.247
.977.....Fielding %.....	.980
23.....Errors.....	19
27.....Double Plays Turned.....	23

INSIDE THE SERIES

Series Record	Texas leads 31-28
In Austin	Tied 15-15
In Lincoln	Texas leads 12-11
Neutral Site	Texas leads 4-2
In Big 12	Texas won 26-24
Last Meeting	Texas swept three in Austin in 2013

ON THE AIR

TV

Friday/Sunday: BTN Plus



Saturday: Big 10 Network
Danan Hughes (Play-by-Play)
Eric Collins (Analyst)

RADIO

AM 1300 The Zone & TexasSports.com/Audio
Roger Wallace (Play-by-Play)



LIVE STATS

Huskers.com

No. 10 TEXAS (17-8) at No. 30 NEBRASKA (18-7) March 27-29, 2015 Hawks Field at Haymarket Park (Lincoln, Nebraska)

PROBABLE PITCHING MATCHUPS

FRI: UT - Sr. RHP Parker French (2-1, 1.69)
NEB - Sr. RHP Chance Sinclair (3-3, 3.93)

SAT: UT - So. RHP Kacy Clemens (2-1, 4.68)
NEB - Sr. LHP Kyle Kubat (4-0, 1.60)

SUN: UT - Jr. RHP Chad Hollingsworth (3-1, 2.97)
NEB - So. RHP Derek Burkamper (3-1, 3.07)

A LOOK AT THE MATCHUP

- ▶ Texas leads the all-time series with Nebraska 31-28, including a 12-11 advantage in Lincoln.
- ▶ The two teams last met in 2013 in Austin, with the Longhorns sweeping a three-game set.
- ▶ Prior to 2013, the squads met each year from 1997-2011 as Big 12 Conference foes, with the series nearly even during that span (26-24 UT).

A LOOK AT THE LONGHORNS

- ▶ The series with Nebraska is a part of a challenging road slate for Texas, as seven of eight contests are away from home, including a conference series at No. 12 Oklahoma State.
- ▶ Additionally, four of Texas' next five weekend series will be played away from UFCU Disch-Falk Field, with three of these contests coming against top-ranked competition: RPI #34 Nebraska (3/27-29), #10 Oklahoma State (4/3-5) and #4 TCU (4/24-26).
- ▶ The Longhorns head into the weekend having won nine of their last 11 games, including a series sweep of K-State last weekend.
- ▶ Texas picked up its sixth come-from-behind win of the year with a 6-4 triumph at Texas State on Tuesday. Junior shortstop C.J. Hinojosa provided the heroics with a three-run homer in the 8th that put UT ahead, 5-4.
- ▶ Junior left fielder Ben Johnson leads the Big 12 in hits (42), batting average (.393), multi-hit games (14), triples (5) and total bases (67), while Sr. right fielder Collin Shaw leads the league in doubles (13) and is t-2nd in RBIs (22).
- ▶ After four more extra base hits (3 HR) against Texas State on Tuesday, UT has 80 extra base hits (51 2B, 11 3B, 18 HR) through 25 games. At this point of 2014, UT had 41 extra base knocks (27 2B, 11 3B, 3 HR). (Chart on p. 3).
- ▶ Texas leads the Big 12 in triples (11), ranks second in doubles (51) and third in homers (18).
- ▶ UT is outscoring its opponents 61-17 from the 7th inning on this year (25-1 in 8th inning), and is 12-0 when leading after seven frames.
- ▶ The Texas defense has turned 27 double plays (t-11th in the NCAA) and has a .977 fielding percentage (21st in the NCAA).

2015 SCHEDULE

Date	Opponent (TV)	Time/Score
Feb. 13	at Rice	W, 3-1
Feb. 14	at Rice	L, 9-10
Feb. 14	at Rice	L, 2-5
Feb. 15	at Rice	W, 4-3 (10)
Feb. 17	UT SAN ANTONIO (LHN)	W, 14-2
Feb. 20	MINNESOTA (LHN)	W, 13-2
Feb. 21	MINNESOTA (LHN)	W, 5-0
Feb. 21	MINNESOTA (LHN)	W, 5-0
Feb. 22	MINNESOTA (LHN)	W, 8-0
Feb. 25	UT-PAN AMERICAN	W, 5-4
March 1	SAN DIEGO (LHN)	L, 1-3
March 1	SAN DIEGO (LHN)	L, 1-6
March 5	at Stanford	L, 4-5
March 6	at Stanford	L, 3-5
March 7	at Stanford	W, 3-1
March 8	at Stanford	W, 12-4
March 10	INCARNATE WORD (LHN)	W, 7-1
March 13	WEST VIRGINIA * (LHN)	W, 4-3 (10)
March 14	WEST VIRGINIA * (LHN)	L, 6-7 (10)
March 15	WEST VIRGINIA * (FS1)	W, 5-1
March 17	vs. UT Arlington\$	L, 5-6 (10)
March 20	KANSAS STATE * (LHN)	W, 5-3
March 21	KANSAS STATE * (LHN)	W, 3-1
March 22	KANSAS STATE * (LHN)	W, 6-1
March 24	at Texas State	W, 6-4
March 27	at Nebraska (BTN Plus)	6:35 p.m.
March 28	at Nebraska (BTN)	2:05 p.m.
March 29	at Nebraska (BTN Plus)	12:05 p.m.
March 31	TAMU-Corpus Christi (LHN)	6 p.m.
April 3	at Oklahoma State *	7 p.m.
April 4	at Oklahoma State * (ESPN3)	6:30 p.m.
April 5	at Oklahoma State * (ESPN3)	1 p.m.
April 7	WICHITA STATE (LHN)	7 p.m.
April 10	OKLAHOMA * (LHN)	7 p.m.
April 11	OKLAHOMA * (LHN)	3:30 p.m.
April 12	OKLAHOMA * (LHN)	2:30 p.m.
April 14	SAM HOUSTON STATE (LHN)	6 p.m.
April 17	at Kansas * (ESPN3)	6 p.m.
April 18	at Kansas * (ESPN3)	2 p.m.
April 19	at Kansas * (ESPN3)	1 p.m.
April 21	TEXAS STATE (LHN)	6 p.m.
April 24	at TCU *	6:30 p.m.
April 25	at TCU *	4 p.m.
April 26	at TCU *	1 p.m.
April 28	PRAIRIE VIEW A&M (LHN)	6 p.m.
May 1	TEXAS TECH * (LHN)	6 p.m.
May 2	TEXAS TECH * (LHN)	2 p.m.
May 3	TEXAS TECH * (LHN)	1 p.m.
May 5	TEXAS STATE (LHN)	6 p.m.
May 16	at Baylor *	3 p.m.
May 17	at Baylor *	1 p.m.
May 17	at Baylor *	5 p.m.
May 20-24	Big 12 Tournament (Tulsa, Okla.)	TBA

All times Central / DH Doubleheader /

* Big 12 Conference game / \$ played at Globe Life Park

WHAT'S INSIDE

Potential Lineup & Game Notes.....	2
Game Notes.....	3-8
2014 Notes.....	9
Head Coach Augie Garrido.....	10
Last Time it Happened.....	11
Pitcher Profiles.....	12-16
Hitter Profiles.....	17-18
Statistics.....	19-22
Roster.....	23

FOLLOW TEXAS BASEBALL



@Texas_Baseball



UTEXASBASEBALL

TexasSports.com

Quick Facts

UNIVERSITY AND ATHLETICS

School _____ University of Texas
 City/Zip _____ Austin, TX 78713-7399
 Founded _____ 1883
 Enrollment _____ 52,076 (39,995 undergraduate)
 Nickname _____ Longhorns
 School Colors _____ Burnt Orange & White (Pantone 159)
 Home Field/Capacity _____ UFCU Disch-Falk Field /7,237
 Date Opened _____ February 17, 1975
 Surface _____ FieldTurf
 Dimensions _____ LF - 340, CF - 400, RF - 325,
 _____ Alleys - 375
 Affiliation _____ NCAA Division I
 Conference _____ Big 12 Conference
 President _____ William C. Powers, Jr.
 Alma Mater/Year _____ California, 1967
 Director of Athletics _____ Steve Patterson
 Alma Mater/Year _____ Texas, 1980
 Athletic Department Phone _____ (512) 471-6036
 Ticket Office Phone _____ (512) 471-3333

HISTORY

First Year of Baseball _____ 1895
 All-Time Collegiate Record _____ 3,269-1,081-28 (.750)
 All-Time Overall Record _____ 3,439-1,229-32 (.735)
 Years in CWS/Last _____ 35/2014
 Years in NCAA Regionals/Last _____ 56/2014

COACHES & SUPPORT STAFF

Head Coach _____ Augie Garrido
 Alma Mater/Year _____ Fresno State, 1961
 Record at School/Years _____ 786-376-2 (.676)/19
 Career Record/Years _____ 1,937-900-9 (.682)/47
 Baseball Office Phone _____ (512) 471-5732
 Baseball Office Fax _____ (512) 471-5516
 Assistant Coach _____ Skip Johnson
 Alma Mater/Year _____ UT Pan American, 1990
 Assistant Coach _____ Tommy Nicholson
 Alma Mater/Year _____ Texas, 2006
 Volunteer Assistant Coach _____ Ryan Russ
 Alma Mater/Year _____ Texas, 2011
 Director of Baseball Operations _____ Drew Bishop
 Baseball Academic Counselor _____ Dr. Randa Ryan
 Baseball Administrative Associate _____ Heather Vacek
 Baseball Athletic Trainer _____ Michael West
 Baseball Strength Coach _____ Lance Sewell
 Baseball Equipment Manager _____ Vince Alcazar
 Baseball Athletic Trainer _____ Michael West

MEDIA INFORMATION

Radio Station _____ KVET (1300 AM/98.1 FM)
 Contact/Play-By-Play _____ Craig Way
 Address _____ 705 North Lamar, Austin, TX 78703
 Phone _____ (512) 684-7434
 Fax _____ (512) 473-2233
 Web Site _____ www.TexasSports.com

PROBABLE STARTERS

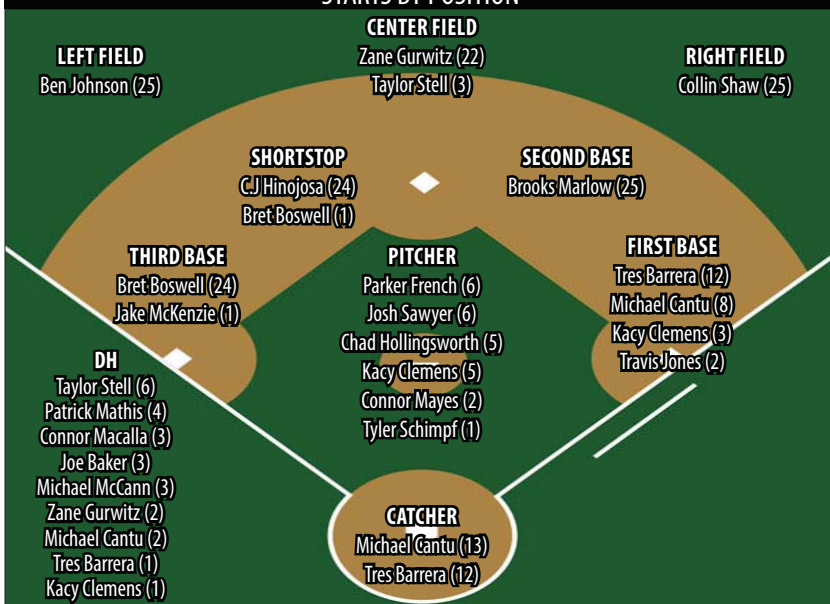
No.	Pos.	Name, Yr.	GP/GS	Avg.	AB	R	H	2B/3B	HR	RBI	SB	OPS
1	C	Tres Barrera, So.	25/25	.318	88	19	28	6/2	4	17	0-0	1.012
42	1B	Kacy Clemens, So.	11/8	.100	10	2	1	0/0	0	0	0-0	.408
8	2B	Brooks Marlow, Sr.	25/25	.281	96	12	27	4/0	3	9	0-0	.766
17	3B	Bret Boswell, r-Fr.	25/25	.278	88	16	25	8/0	0	11	0-0	.769
9	SS	C.J. Hinojosa, Jr.	25/24	.228	92	14	21	4/1	2	14	4-6	.701
14	LF	Ben Johnson, Jr.	25/25	.393	107	20	42	6/5	3	19	2-4	1.062
50	CF	Zane Gurwitz, So.	24/24	.214	70	14	15	2/2	2	9	1-3	.746
4	RF	Collin Shaw, Sr.	25/25	.280	100	10	28	13/1	2	22	1-6	.832
7	DH	Michael Cantu, Fr.	23/23	.297	74	15	22	5/0	1	16	0-0	.846

PROBABLE STARTING PITCHERS

No.	P	Name, Yr.	W-L	ERA	IP	H	R	ER	BB	K	HB/WP	WHIP	B/Avg.
24	RHP	Parker French, Sr.	2-1	1.69	37.1	32	12	7	11	20	4/1	1.15	.242
42	RHP	Kacy Clemens, So.	2-1	4.68	25.0	20	13	13	13	3/1	1.32	1.32	.225
31	RHP	Chad Hollingsworth, Jr.	3-1	2.97	30.1	27	10	10	8	12	2/0	1.15	.255

- ▶ Texas ranks in the Top 25 of each major college baseball poll (Collegiate Baseball - 10; USA Today Coaches Poll - 12; NCBWA - 14; D1Baseball.com - 16; Perfect Game - 16; Baseball America - 19).
- ▶ Texas has the 30th most difficult schedule in the country according to BoydsWorld.com (Chart on p. 4).
- ▶ With the two out, three-run blast from C.J. Hinojosa on Tuesday, UT has scored 71 of its 139 runs (51.1%) on the year with two down in the inning. The Longhorns are hitting .297 (83-for-279) with two away, and holding opponents to a .213 (54-for-253) mark.
- ▶ Ben Johnson (.417), Hinojosa (.400), Brooks Marlow (.353) and Collin Shaw (.310) have come up with clutch two out hits all year long (Averages are with two outs).
- ▶ Over his last five outings Kacy Clemens has tossed 22 innings while surrendering just 12 hits, 11 walks and five earned runs (2.05 ERA), and recording 11 strikeouts. He is also believed to be the first Longhorn to start a game as the pitcher/designated hitter since Brooks Kieschnick in 1993.
- ▶ The Horns are t-22nd in the country in walks, and four Longhorns rank in the top 10 in the Big 12 in walks (Cantu, Barrera, Hinojosa, Gurwitz). Texas has 113 base on balls in their first 25 contests.
- ▶ Ninety-seven of 139 Longhorn runs (69.8%) on the year have come when the leadoff man gets onboard to begin an inning.
- ▶ Texas has two players hitting over .300: Ben Johnson (.393) and Tres Barrera (.318).
- ▶ Four Longhorns boast an OPS over .800: Johnson (1.062), Barrera (1.012), Michael Cantu (.846) and Collin Shaw (.832). Mark Payton (.811) was the only Longhorn with an OPS over .800 last season and the 2015 team currently holds a .796 OPS after having a .709 in 2014.
- ▶ Johnson has recorded multiple hits in 14 of the first 25 games this season, and has had five games with three or more hits thus far (more on Johnson on p. 3).

STARTS BY POSITION



TEXAS IN THE 2015 RANKINGS						
	PG	CB	BA	BW	CP	D1
End 2014	3	3	4	3	3	
Preseason	6	7	10	6	6	10
Feb. 16	8	12	10	9	-	10
Feb. 23	8	11	9	9	-	9
March 2	13	15	14	13	12	18
March 9	19	17	22	16	16	18
March 16	18	14	21	14	16	17
March 23	16	10	19	14	12	16
March 30	-	-	-	-	-	
April 6	-	-	-	-	-	
April 13	-	-	-	-	-	
April 20	-	-	-	-	-	
April 27	-	-	-	-	-	
May 4	-	-	-	-	-	
May 11	-	-	-	-	-	
May 18	-	-	-	-	-	
May 25	-	-	-	-	-	
Final	-	-	-	-	-	

PG: Perfect Game USA; CB: Collegiate Baseball Newspaper; BA: Baseball America; BW: National Collegiate Baseball Writer's Association; CP: USA Today/ESPN Coaches Poll; D1: D1Baseball.com

TEXAS' OPPONENTS IN 2015 (AS OF 3/26)	
<u>Opponent (Conference)</u>	
Rice (C-USA)	17-10
UT San Antonio (C-USA)	14-11
Minnesota (Big 10)	7-13
UT-Pan American (WAC)	11-11
San Diego (West Coast)	13-9
Stanford (Pac-12)	10-11
Incarnate Word (Southland)	9-14
UT Arlington (Sun Belt)	12-11
Texas State (Sun Belt)	10-13-1
Nebraska (Big 10)	18-7
Texas A&M Corpus Christi (Southland)	10-10
Wichita State (Missouri Valley)	11-13
Sam Houston State (Southland)	13-14
Prairie View A&M (SWAC)	7-15
Non-Conference	162-162-1 (.500)
West Virginia	12-10
Kansas State	11-12
Oklahoma State	17-7
Oklahoma	17-10
Kansas	9-15
TCU	18-4
Texas Tech	16-9
Baylor	10-14
Big 12 Conference	110-81 (.576)
Overall	272-243-1 (.528)

WEEKLY HONORS	
Player	Award (Date)
Michael Cantu	Co-Big 12 Newcomer of the Week (Feb. 23)
Connor Mayes	Newcomer of the Week (March 16)

- Both Johnson (March 8) and Barrera (Feb. 17) have had five-hit games this season, marking the first time two Longhorns have recorded five-hit games in the same year since 2007 (Josh Prince and Bradley Suttle, chart on p. 7).
- Brooks Marlow now ranks third in school history with 583 assists, and is fourth in double plays with 124 (chart on p. 6).
- The three home runs by UT on Tuesday were the most in a game since 5/18/2014 when they hit four against K-State, and at this point of 2014, the team had three total homers.
- Parker French earned the 19th win of his career against Stanford (March 7), and holds a season ERA of 1.69 (fifth in the Big 12). His 9-inning, seven strikeout performance on Friday (March 13) vs. WVU was a career high in innings pitched and season high in strikeouts. French is the Big 12 active career leader in innings pitched (286.0) and is tied for second in wins (19).
- The pitching staff sported a 1.00 ERA against K-State this past weekend (3/21-22) thanks to all three starters (Parker French, Chad Hollingsworth, Kacy Clemens) surrendering a single earned run each and the bullpen not allowing any runs. For the year, the bullpen holds a 1.87 ERA (more at bottom of page).
- Connor Mayes' 10 strikeouts March 14 vs. WVU were the most by a Texas pitcher since May 19, 2011 when Taylor Jungmann struck out 12 Aggies in College Station. In the month of March, Mayes has spun 12 2/3 scoreless innings while posting a 0.47 WHIP and 14 strikeouts.
- The pitching staff tossed three consecutive shutouts Feb. 28-29 vs. Minnesota, which was the first time Texas has done that since March 22-24, 2002, against UTPA. Prior to that, Texas hadn't recorded three straight since 1983 vs. Dallas Baptist.
- The 31 runs scored by the Longhorns in the Minnesota series was the highest total in a four-game set since they had 34 against Dallas Baptist in 1989.

2014 COMPARISON - The 2015 Longhorn offense has posted impressive numbers through 25 games compared to the 2014 squad that finished tied for third in the nation. The team batting average is currently 17 points higher than last season, and this year's lineup has mashed 39 more extra base hits than this time last year (including 15 additional home runs). Eight home runs in 2015 have come at UFCU Disch-Falk Field (in 15 games) after the offense only hit five at home in 33 games in 2014. Conversely, the 2015 pitching staff has surrendered only eight more extra base hits than the 2014 team in the first 25 contests (35 XBH in 2015, 27 XBH in 2014). There is a full statistical comparison through 25 games on page seven.

2014		2015
.253	Avg.	.270
108	Runs	139
195	Hits	221
41	XBH	80
3	HR	18
91	RBI	128
.342	OBP	.371
.328	SLG	.425
98	BB	113

BEN AT HIS BEST - Ben Johnson set a new career high when he had five hits (5-for-5) in the series finale against Stanford (March 8). Johnson is the second Longhorn to post a five-hit game this season (Tres Barrera 5-for-6 vs. UTSA on Feb. 17), and just the ninth UT batter to accomplish the feat since 2003 (chart on page seven). Through the first 24 games, the junior left fielder is 42-for-107 (.393) with six doubles, five triples, three home runs, 19 RBIs, 20 runs scored and two stolen bases. With two outs, Johnson is hitting .417 (10-for-24) with eight RBIs, including a three-run HR. Johnson leads the Big 12 (tied for 6th in NCAA) in hits (42), batting average (.393) and total bases (67).

BIG 12 LEADERS - Several Longhorns are at or near the top of the Big 12 in a number of categories, including Ben Johnson who is leading the conference in hits, batting average and total bases, and Tres Barrera who is in the top 10 of nearly every category.

	RBIs	TB	Hits	HR	Avg.	Runs	OBP	SLG
Barrera	17 (t-10th)	50 (t-6th)	28	4 (t-5th)	.318	18	.444 (t-6th)	.568 (6th)
Johnson	19 (t-6th)	67 (1st)	42 (1st)	3 (t-7th)	.393 (1st)	20 (t-3rd)	.436	.626 (2nd)
Shaw	22 (t-2nd)	49 (8th)	28	2	.280	10	.342	.490
	ERA	Wins	Saves	Opp. Avg.	IP	App.		
Bellow	1.86	2	3 (t-4th)	.194	19.1	13 (t-1st)		
Culbreth	2.92	3 (t-6th)	3 (t-4th)	.283	12.1	11 (t-5th)		
French	1.69 (5th)	2	-	.242	37.1 (7th)	6		

Records at UFCU Disch-Falk Field

Season	Record	Pct.
1975	38-4	.905
1976	29-12	.707
1977	46-4	.920
1978	30-10	.750
1979	43-4	.915
1980	41-9	.820
1981	53-5-1	.907
1982	45-2	.957
1983	52-12	.812
1984	47-7	.870
1985	50-5	.909
1986	43-10	.811
1987	50-5	.909
1988	43-7	.860
1989	41-9	.820
1990	40-12	.769
1991	40-11	.784
1992	31-7	.816
1993	46-8	.852
1994	39-15	.722
1995	35-3	.921
1996	29-16	.644
1997	22-16	.579
1998	17-13-1	.565
1999	22-10	.688
2000	30-9	.769
2001	25-10	.714
2002	34-6	.850
2003	31-8	.795
2004	34-5	.872
2005	36-5	.878
2006	25-6	.806
2007	25-6	.806
2008	19-12	.613
2009	32-7-1	.813
2010	35-6	.854
2011	36-9	.800
2012	20-7	.741
2013	22-10	.688
2014	23-10	.697
2015	12-3	.800
Totals	1,410-335-3	.807



BULLPEN BOOST - The bullpen has tossed 101 innings this season and holds a 1.87 ERA. Connor Mayes has not allowed a run in 15 2/3 innings of work out of the bullpen while striking out 16, Jon Malmin has a 0.87 ERA in 10 1/3 IP and Travis Duke boasts a career ERA of 1.05 in 77 innings of work. Junior left-handers Kirby Bellow (1.86 ERA, 19 1/3 IP) and Ty Culbreth (2.92 ERA, 12 1/3 IP) have three saves each, and Culbreth is tied for the team lead with three victories. Mayes, Jake McKenzie (9 1/3 IP), Andy McGuire (3 IP) and Kacy Clemens (2 2/3 IP in relief) are all yet to allow a run out of the pen.

WEEKLY AWARDS - Freshman catcher Michael Cantu was the first Longhorn award winner for 2015 after earning Big 12 Newcomer of the Week Honors (Feb. 16-22). The freshman catcher tied for the team lead with seven RBIs on the week while adding six runs and a pair of doubles, and he drew a team-high six walks to have a team-best .545 on-base percentage. - Freshman pitcher Connor Mayes earned Newcomer of the Week Honors March 9-15. The right-hander from Lake Travis tossed 6 2/3 scoreless innings with a career-high 10 strikeouts, while allowing just three hits and issuing one walk in a relief outing vs. West Virginia on March 14. It was the first double-digit strikeout game for a UT pitcher since Taylor Jungmann struck out 12 Aggies on May 19, 2011 in nine innings of work.

STRENGTH OF SCHEDULE - The Longhorns have one of the more difficult schedules in the Big 12 Conference and their slate currently sits as the 30th most challenging in the country (according to Boyd'sWorld.com). This is no surprise, as Texas began the season ranked fourth in Intended Strength of Schedule. Texas has already faced Rice (#19 RPI) and Stanford (#33 RPI) in four game non-conference sets (2-2 vs. each), and is visiting #34 RPI Nebraska this coming weekend (March 27-29). The Horns will also take road trips to TCU (#4 RPI) and Oklahoma State (#8) later in the year (April 24-26, and April 3-5).

BIG 12 SCHEDULE COMPARISON

Strength of Schedule (SoS) / Rating Percentage Index (RPI) / Isolated Strength Rating (ISR)

Team	Record	SoS	RPI	ISR
Kansas State	11-12	10	71	76
Baylor	10-14	14	114	116
West Virginia	11-10	20	45	56
Oklahoma State	17-7	23	8	8
Texas	17-8	30	38	19
TCU	18-4	37	4	3
Kansas	9-15	50	169	159
Oklahoma	17-10	68	64	43
Texas Tech	16-9	107	65	54

TEXAS DEBUTS - Eleven players have made their collegiate debuts for Texas this season: Fr. INF Joe Baker, r-Fr. INF Bret Boswell, Fr. C/1B Michael Cantu, Fr. RHP Kyle Johnston, Fr. 1B Travis Jones, r-Fr. INF Connor Macalla, Fr. C Michael McCann, Fr. RHP/INF Jake McKenzie, Fr. OF Patrick Mathis, Fr. RHP Connor Mayes, Fr. RHP Tyler Schimpf ... Sophomores Kacy Clemens and Andy McGuire also made their first appearances on the mound and sophomore Josh Sawyer made his first career start. Several of these players who made their debuts have had significant contributions this season:

• **Joe Baker**

- Has reached base in 8 of 15 (53.3%) plate appearances thus far this season.

• **Bret Boswell**

- For the season, Boswell is second on the team in doubles (8) and third in runs (16) while hitting at a .278 clip.

• **Michael Cantu**

- Named Big 12 Co-Newcomer of the week for the week of Feb. 16-22.

- Is third on the team with a .297 batting average, leads the squad with 19 base on balls and is fourth in runs scored with 15.

• **Kyle Johnston**

- In 11 2/3 frames this year, Johnston sports a 3.09 ERA with eight strikeouts.

• **Connor Macalla**

- Lifted a sacrifice fly to centerfield to give Texas a 4-3, 10 inning win over West Virginia on March 13.

• **Connor Mayes**

- Named Big 12 Newcomer of the week for the week of March 9-15.

- Holds a 0.84 ERA in 21 1/3 innings this year with 21 strikeouts and has not allowed a run in relief (15 2/3 IP).

• **Michael McCann**

- Smashed a game-winning RBI double in the top of the 10th inning on

Feb. 15 to give Texas a 4-3 lead over Rice, and is slugging .429% in 14 at bats this season.

(continued on next page)



PITCHING FACTORY - Pitching coach Skip Johnson enters his ninth season at Texas having built quite an impressive resume for developing pitchers. During his tenure on the 40 Acres 24 Longhorn pitchers have been drafted, including three first-rounders, and his pitching staffs have ranked in the top-10 nationally in ERA six times. In 2014, the staff posted a 2.25 ERA, fourth-best in the country, and the lowest mark at Texas since 1977.

SKIP'S STUDENTS IN THE MLB DRAFT
YEAR: PLAYER (Round)

2007 - 5

Randy Boone (4), Adrian Alaniz (8), *James Russell (14)*, Joseph Krebs (14), Kenn Kasperek (34)

2008 - 3*

Kyle Walker (11), Kenn Kasperek (12)*, Casey Whitmer (30), Riley Boening (42)

2009 - 1

Austin Wood (5)

2010 - 3

Chance Ruffin (1), Brandon Workman (2), Cole Green (4)

2011 - 5*

Taylor Jungmann (1), Sam Stafford (2), Cole Green (9)*, Andrew McKirahan (21), Austin Dicharry (41), Stayton Thomas (43)

2012 - 1

Hoby Milner (7), Sam Stafford (13)*, Austin Dicharry (24)*

2013 - 2

Corey Knebel (1), Nathan Thornhill (24)

2014 - 4*

John Curtiss (6), Dillon Peters (10), Nathan Thornhill (13)*, Lukas Schiraldi (15), Parker French (19)^

TOTAL: 24 (avg. 3.0 pitchers drafted per season)
4 have pitched in MLB
3 first-round draft picks

* Drafted player who did not sign / ^ Back for 2015 /
Pitched in MLB

• **Jake McKenzie**

- Has pitch 9 1/3 scoreless innings on the season, allowing just three hits and three walks while striking out eight.

- These quick freshman contributions should not come as a surprise, as Texas' 2014 recruiting class was ranked seventh-best in the nation by Collegiate Baseball Newspaper. The Longhorns signed 10 players for the class of 2014, eight of which are from the state of Texas. Despite three of those being selected in the MLB Draft this summer (RHP Tyler Schimpf, C Michael Cantu, INF Travis Jones), all 10 players reported to campus and of the 21 players signed in the last two years, 20 have joined the Longhorns on the 40 Acres.

DOUBLE PLAY DUO - Texas second baseman Brooks Marlow and shortstop C.J Hinojosa helped Texas finish first in the Big 12 and tied for second nationally with 71 double plays in 2014. Last season, Marlow was involved in 56 of the double plays and Hinojosa 49, and Marlow has had a hand in 124 double plays in his career, which is fourth in school history. In its first 24 games in 2015, Texas has turned 27 double plays (tied for 10th in the NCAA), with Hinojosa contributing on 22 and Marlow on 15.

FLASHING THE LEATHER - Marlow was named to the 2014 Rawlings Division I Gold Glove Team. The four year starter at second base fielded at a .991 clip last season and holds a .980 career fielding percentage.

EXPERIENCE AT THE PLATE - Of the eight positional starters at the College World Series last year, Texas returned seven in 2015. Juniors C.J Hinojosa (.298 avg. and a nine game hit streak in 2014) and Ben Johnson (.405 slg pct. & 21 SB in 2014) lead the way while sophomores Tres Barrera (5 HR & 35 RBI in 2014) and Zane Gurwitz (.284 avg. & 10 2B in 2014) are building off successful freshman campaigns. The returners have helped Texas to a .270 team batting average and an average of 5.6 runs a game through the first 25 games. The team also currently has an OPS of .796 after posting a .709 OPS in 2014.

SPEED IN THE OUTFIELD - UT has the potential for speed on the base paths, including the three starting outfielders who combined for 43 steals in 2014 (Ben Johnson - 21, Collin Shaw - 13, Zane Gurwitz - 9). Johnson not only led the squad with his 21 swiped bags, but was also not thrown out all season. Through 25 games in 2015, though, Johnson has stolen just two bags, and Shaw and Gurwitz each have one.

SENIOR ANCHOR - For the second year in a row the Longhorns' pitching staff is anchored by an experienced senior. Parker French (7-5, 2.41 ERA in 2014) is filling the role Nathan Thornhill (9-3, 1.51 ERA) played in 2014 in leading a young Texas pitching staff.

- In his first six starts of 2015, French is 2-1 with a 1.69 ERA (fifth in Big 12). In 37 1/3 innings, he has allowed just 32 hits, while holding opponents to a .242 batting average.

- French is the active career Big 12 leader in innings pitched (286) and tied for second in wins (19).

• The outfield also has senior leadership once again with the presence of Collin Shaw (.355 OBP & 12 SB in 2014). Shaw had an impressive NCAA Tournament in 2014, hitting .324, and he fielded .991 on the season with four outfield assists and several tremendous diving catches throughout the year.

- In the first 25 games this season, Shaw is third in the NCAA with 13 doubles. He is hitting .280 with an .832 OPS, and is tied for second in the conference with 22 RBIs. Shaw also made Sports Center Top-10 grab (No. 2 play) Feb. 17 against UTSA and hit the first two home runs of his collegiate career (3/14 vs. West Virginia and 3/22 vs. Kansas State).

• Senior gold glove-winning second baseman Brooks Marlow also returns in 2015 to provide leadership to the infield. In addition to his excellent defense, Marlow also finished second on the team in runs scored in 2014, and he was third on the team in OBP (.383) and home runs (3) while hitting primarily in the leadoff spot for the Horns.

- Marlow has three of the team's 18 home runs on the season and his four RBI performance against Minnesota (Feb. 22) was the first of his career.

MAJOR ARMS LOST - The Texas pitching staff is taking a significant hit in 2015 after losing over half of its innings (356 2/3 of 601) from last year. RHPs John Curtiss, Nathan Thornhill and Lukas Schiraldi were taken in the 6th, 13th and 15th rounds of the MLB Draft respectively, while lefty Dillon Peters was taken in the 10th round. Sophomore right-hander Morgan Cooper, meanwhile, will miss the 2015 season after undergoing Tommy John Surgery on his right elbow. The righty from Jarrell, Texas put up an impressive freshman campaign, going 4-2 with a 2.89 ERA in 56 innings while striking out 41 en route to being named to the Big 12 All-Freshman team and a second-team Freshman All-American by Perfect Game.

INDIVIDUAL CAREER RECORDS**SACRIFICE BUNTS**

1.	Brandon Loy (2009-11)	56
2.	Mark Payton (2011-14)	40
3.	Tommy Nicholson (1998-2000)	38
4.	Nick Peoples (2004-07)	37
5.	Chance Wheelless (2004-07)	35
6.	Brooks Marlow (2012-2015)	34
7.	Preston Clark (2006-09)	33
8.	Travis Tucker (2007-09)	32
9.	Drew Stubbs (2004-06)	29
	Todd West (2000)	29

GAMES STARTED

1.	Jeff Ontiveros (1999-2002)	253
2.	Mark Payton (2011-14)	234
3.	Preston Clark (2006-09)	213
4.	Drew Stubbs (2004-06)	204
5.	Chance Wheelless (2004-07)	196
6.	Brandon Loy (2009-11)	193
7.	Tant Shepherd (2008-11)	191
	Taylor Teagarden (2003-05)	191
9.	Travis Tucker (2007-09)	189
10.	Brooks Marlow (2012-2015)	184
	Tommy Nicholson (1998-2000)	182

DOUBLE PLAYS TURNED

1.	Jeff Ontiveros (1999-2002)	219
2.	Chance Wheelless (2004-07)	161
3.	Tommy Nicholson (1998-2000)	131
4.	Brooks Marlow (2012-15)	121
5.	Travis Tucker (2007-09)	114
6.	Brandon Loy (2009-11)	112
7.	Seth Johnston (2002-05)	106
8.	Brandon Belt (2008-09)	105
9.	Tim Moss (2001-03)	96
10.	Tant Shepherd (2008-11)	90

ASSISTS

1.	Spike Owen (1980-82)	679
2.	Bill Bates (1983-85)	660
3.	Brooks Marlow (2012-15)	583
4.	Coby Kerlin (1984-87)	574
5.	Kip Harkrider (1995-97)	559
6.	Brandon Loy (2009-11)	553
7.	Tommy Nicholson (1998-2000)	540
8.	Tim Moss (2001-03)	507
9.	Travis Tucker (2007-09)	498
10.	Omar Quintanilla (2001-03)	488

PITCHING STARTS

1.	Justin Simmons (2001-04)	66
	Richard Wortham (1973-76)	66
3.	Cole Green (2008-11)	59
4.	Kirk Dressendorfer (1988-90)	57
5.	Greg Swindell (1984-86)	50
6.	Adrian Alaniz (2005-07)	49
7.	Kyle McCulloch (2004-06)	49
8.	Brooks Kieschnick (1991-93)	48
9.	Keith Creel (1978-80)	46
10.	Parker French (2012-15)	45
	Taylor Jungmann (2009-11)	45

A LOOK AT THE STAFF - Head coach Augie Garrido is in his 19th season at Texas and 47th overall with a career record of 1,937-900-9. He is assisted by Skip Johnson (ninth season at Texas), Tommy Nicholson (fifth season at Texas) and Ryan Russ (fourth season at Texas). Johnson has led UT to top-10 national finishes in ERA in six of his eight seasons on the Forty Acres. Nicholson, a volunteer assistant in 2009 and 2010, returned to the staff as an assistant coach prior to the 2013 season. He coaches the infielders and hitters and has landed two-straight top-10 recruiting classes. Russ, in his fourth season as volunteer assistant, coaches the outfielders and helps coach the hitters.

2014 ACCOLADES - Three Longhorn players received postseason recognition for their achievements last season.

- Morgan Cooper (4-2, 2.98) and Tres Barrera (.261, 5 HR) were named second team Perfect Game Freshmen All-Americans at pitcher and catcher respectively. Barrera also went on to win the College Home Run Derby at TD Ameritrade Park by blasting 41 home runs in the contest. Cooper however, will miss the 2015 season because of Tommy John Surgery on his throwing elbow.

- Barrera was also named a second team freshman All-American by Baseball America for his work both behind the plate and at it.

- Sophomore shortstop C.J. Hinojosa was named the CWS All-Tournament Team shortstop. He collected five hits including a home run and a double, two walks, three runs scored and two RBI in Omaha.

2014 BIG 12 CREDENTIALS - Among returners, RHP Chad Hollingsworth and 2B Brooks Marlow earned second-team All-Big 12 honors in 2014; Ben Johnson received honorable mention; and C Tres Barrera, RHP Morgan Cooper and INF/OF Zane Gurwitz were selected to the All-Freshman team. Barrera was also named Newcomer of the week twice (3/31 & 5/19).

NEW BASEBALL FOR 2015 - NCAA Baseball will begin using a flat-seamed ball for the 2015 season. The new balls will travel approximately 20 feet farther when hit deep into the outfield than the raised-seamed balls used in the past.

- From the NCAA: "Flat-seamed baseballs launched out of a pitching machine at averages of 95 mph, a 25-degree angle and a 1,400 rpm spin rate traveled around 387 feet compared to raised-seamed baseballs that went 367 feet. Due to variables, not every trajectory hit with a flat-seamed ball will travel exactly 20 feet farther than a raised-seamed ball, but a 20-foot average difference is an approximate representation of what can be expected."

ACADEMIC SUCCESS - The Texas Baseball team's semester GPA in Fall 2014 was 3.15, and they hold a 3.23 cumulative team GPA. The squad has earned a GPA of 3.0 or better for nine consecutive semesters with a 3.1 or better for seven consecutive semesters.

- Over seventy-six percent of Baseball students hold a cumulative GPA of 3.0 or better, and over sixty-six percent of students on the team earned a 3.0 or better in Fall 2014 and were named to the Big 12 Commissioner's Honor Roll.

- Eleven students, the most in program history, were named to the 2014 Academic All-Big 12 Team, including John Curtiss, an English/History major, who graduated with Plan I and Academic All-American Honors, and earned the NCAA Elite 89 Award for holding the highest cumulative GPA of any student-athlete of the eight teams at the 2014 College World Series.

- Curtiss also earned the Big 12 Conference's highest academic honors with the Dr. Prentice Gautt Postgraduate Scholarship and the Dr. Gerald Lage Academic Achievement Award.

- The Baseball program has received APR Public Recognition Awards five times for having multiyear Academic Progress Rates in the top ten percent in their sport (2008-09, 2009-10, 2010-11, 2011-12, 2012-13), and they earned the College World Series Award for the team with the highest GPA in both 2007 and 2009.

- Current Baseball students are pursuing majors from nearly every college on campus, including Business, Communication, Education, Engineering, and Liberal Arts, and since 2006, over 30 Texas Baseball student-athletes have returned to campus to earn their degrees.

GAME-BY-GAME BATTING LINEUP

Opponent	1st	2nd	3rd	4th	5th	6th	7th	8th	9th
at Rice	Johnson LF	Shaw RF	Hinojosa SS	Marlow 2B	Barrera C	Boswell 3B	Gurwitz DH	Stell CF	Jones 1B
at Rice	Johnson LF	Shaw RF	Hinojosa SS	Marlow 2B	Barrera 1B	Boswell 3B	Gurwitz DH	Cantu C	Stell CF
at Rice	Johnson LF	Shaw RF	Hinojosa SS	Marlow 2B	Barrera C	Boswell 3B	Gurwitz CF	Macalla DH	Jones 1B
UTSA	Johnson LF	Shaw RF	Marlow 2B	Barrera 1B	Boswell 3B	McCann DH	Cantu C	Gurwitz CF	McKenzie 3B
Minnesota	Johnson LF	Shaw RF	Hinojosa SS	Marlow 2B	Barrera 1B	Boswell 3B	McCann DH	Cantu C	Gurwitz CF
Minnesota	Johnson LF	Shaw RF	Hinojosa SS	Barrera C	Marlow 2B	Cantu 1B	Boswell 3B	Gurwitz CF	Baker DH
Minnesota	Johnson LF	Shaw RF	Hinojosa SS	Marlow 2B	Barrera 1B	Boswell 3B	Cantu C	Mathis DH	Gurwitz CF
Minnesota	Johnson LF	Shaw RF	Hinojosa SS	Barrera C	Marlow 2B	Boswell 3B	Cantu 1B	Gurwitz CF	Mathis DH
UTPA	Johnson LF	Shaw RF	Hinojosa SS	Barrera 1B	Marlow 2B	Boswell 3B	Cantu C	Gurwitz CF	Mathis DH
San Diego	Johnson LF	Shaw RF	Hinojosa SS	Barrera C	Marlow 2B	Boswell 3B	Cantu 1B	Gurwitz CF	Baker DH
San Diego	Johnson LF	Shaw RF	Hinojosa SS	Barrera 1B	Marlow 2B	Cantu C	Gurwitz CF	Boswell 3B	Baker DH
at Stanford	Johnson LF	Shaw RF	Hinojosa SS	Barrera C	Marlow 2B	Boswell 3B	Cantu 1B	Gurwitz CF	Stell DH
at Stanford	Johnson LF	Shaw RF	Hinojosa SS	Barrera 1B	Marlow 2B	Boswell 3B	Cantu C	Gurwitz CF	Baker DH
at Stanford	Johnson LF	Shaw RF	Hinojosa SS	Barrera C	Marlow 2B	Boswell 3B	Cantu 1B	Stell CF	Mathis DH
at Stanford	Johnson LF	Shaw RF	Hinojosa SS	Barrera 1B	Marlow 2B	Boswell 3B	Cantu C	Stell DH	Gurwitz CF
UIW	Johnson LF	Shaw RF	Hinojosa SS	Barrera C	Marlow 2B	Boswell 3B	Cantu 1B	Stell DH	Gurwitz CF
West Virginia	Johnson LF	Shaw RF	Hinojosa SS	Barrera C	Marlow 2B	Boswell 3B	Cantu 1B	Stell DH	Gurwitz CF
West Virginia	Johnson LF	Shaw RF	Hinojosa SS	Barrera 1B	Cantu C	Marlow 2B	Boswell 3B	Stell DH	Gurwitz CF
West Virginia	Johnson LF	Shaw RF	Hinojosa SS	Marlow 2B	Boswell 3B	Barrera 1B	Cantu C	Macalla DH	Gurwitz CF
vs. UTA	Johnson LF	Shaw RF	Hinojosa SS	Barrera C	Marlow 2B	Boswell 3B	Cantu 1B	Macalla DH	Gurwitz CF
K-State	Johnson LF	Shaw RF	Hinojosa SS	Barrera C	Marlow 2B	Boswell 3B	Cantu DH	Clemens 1B	Gurwitz CF
K-State	Johnson LF	Shaw RF	Hinojosa SS	Barrera DH	Marlow 2B	Boswell 3B	Cantu C	Clemens 1B	Gurwitz CF
K-State	Johnson LF	Shaw RF	Hinojosa SS	Barrera 1B	Marlow 2B	Boswell 3B	Cantu C	Clemens DH	Gurwitz CF
at Texas State	Johnson LF	Hinojosa SS	Shaw RF	Barrera C	Marlow 2B	Cantu DH	Boswell 3B	Clemens 1B	Gurwitz CF

6+ RBI GAME (SINCE 2003)

Date	Player	Opponent	RBIs
Feb. 17, 2015	Tres Barrera	UTSA	6
March.5, 2008	Brandon Belt	TAMU CC	8
April.3, 2005	Chance Wheelless	UTPA	6
June.5, 2005	Seth Johnson	Arkansas	6

5+ HIT GAME (SINCE 2003)

Date	Player	Opponent	Hits
Feb. 17, 2014	Tres Barrera	UTSA	5
March 8, 2014	Ben Johnson	Stanford	5
March.20, 2008	Michael Torres	Texas Tech	5
March.10, 2007	Josh Prince	Miami (Ohio)	5
Feb. 24, 2007	Bradley Suttle	Washington State	5
March.3, 2006	Nick Peoples	UNLV	5
Jan. 31, 2004	Dooley Prince	Hawaii	5
March.23, 2003	Omar Quintanilla	Oklahoma State	5
Feb. 15, 2003	Dustin Majewski	Missouri	5

Tres Barrera put himself in elite Longhorn company with his 5-for-6, six RBI performance against UTSA on Feb. 17, as it was the first time since 2003 that a UT player had five hits and six RBIs in the same game since 2003. Ben Johnson had a five hit day against Stanford on March 8, making it the first time two UT players have had five hit games in the same season.

20 HIT GAMES SINCE 2003

Date	Opponent	Hits
Feb. 17, 2015	vs. UTSA	20
May 30, 2009	vs. Boston College	20
March 20, 2008	at Texas Tech	22
June 5, 2005	vs. Arkansas	21
April 9, 2004	at Kansas State	21
March 23, 2003	at Oklahoma State	20

Against UTSA (Feb. 17), the Texas offense accumulated 20 base hits, a feat that has only been accomplished by the Horns five other times since 2003. It was the first time the Longhorns had 20 hits in a game in the BBCOR bat era, and marked the only time since 2003 that it had been done at UFCU Disch-Falk Field in a nine-inning game (the 20 hits against Boston College spanned 25 innings). Texas followed that performance with a 17 hit, 13 run outing on Feb. 20 against Minnesota. Their 27 runs in the those two games are the most in back-to-back games since they had 35 vs. UT Arlington and Oklahoma State on April 20th and 23rd of 2010.

2015 NCAA Team Rankings (As of 3/25)

Statistic	Natl.	Conf.	Value
Walks	t-22	2	113
Batting Avg.	130	7	.270
Double Plays	t-11	t-2	33
Doubles	t-22	2	51
ERA	24	3	2.67
Fielding %	21	2	.977
Hit by Pitch	t-124	5	22
Hits	t-81	5	221
Hits Allowed/9 inn.	31	3	7.64
Home Runs	t-39	3	18
On-Base %	82	4	.371
Runs	t-72	4	139
Sac Bunts	t-15	1	28
Sac Flies	t-172	8	6
Scoring	122	5	5.6
Shutouts	t-21	4	3
Slugging %	50	3	.425
Stolen Bases	t-264	8	10
Strikeout/Walk Ratio	140	6	1.89
Strikeouts/9 inn.	266	9	5.7
Triples	t-12	1	11
WHIP	29	3	1.18
W-L %	46	3	.680
Walks Allowed/9 inn.	52	3	2.99

2015 NCAA Individual Rankings

Statistic	Player	Natl.	Conf.	Value
Walks	Cantu	t-35	3	19
	Barrera	t-49	4	18
Batting Avg.	Johnson	.84	1	.393
Doubles	Shaw	3	1	13
	Boswell	t-92	t-4	8
ERA	French	t-75	5	1.69
Games started	French	t-12	t-2	6
	Sawyer	t-12	t-2	6
Hits	Johnson	t-6	1	42
Home Runs	Barrera	t-96	t-5	4
	Johnson	t-192	t-8	3
	Marlow	t-192	t-8	3
Pitching Appearances	Bellow	t-36	t-1	13
	Culbreth	t-148	t-5	11
	Mayes	t-148	t-5	11
RBI's	Shaw	t-98	t-2	22
	Johnson	t-187	t-6	19
Sac Bunts	Gurwitz	t-3	1	9
	Shaw	t-55	t-6	5
Sac Flies	Hinojosa	t-113	t-8	2
Saves	Culbreth	t-98	t-4	3
	Bellow	t-98	t-4	3
Slugging %	Johnson	.71	2	.626
	Barrera	.180	6	.568
Total Bases	Johnson	t-10	1	67
	Shaw	t-103	t-6	50
	Barrera	t-823	8	49
Triples	Johnson	t-2	1	5

2015 TEXAS SERIES-BY-SERIES BREAKDOWN

HITTING

Opponent	W-L	Avg.	AB	R	H	2B	3B	HR	RBI	SLG%	BB	SO	OB%	SB-SA
Rice	2-2	.228	136	18	31	8	0	2	17	.331	15	42	.310	0-1
UTSA	1-0	.476	42	14	20	4	0	1	12	.643	7	7	.560	0-1
Minnesota	4-0	.338	139	31	47	15	4	1	28	.525	17	26	.432	8-9
UTPA	1-0	.258	31	5	8	2	0	0	5	.323	8	2	.439	0-1
San Diego	0-2	.104	48	2	5	1	1	0	2	.167	12	16	.274	0-1
Stanford	2-2	.256	133	22	34	5	1	5	21	.421	24	33	.385	0-1
UIW	1-0	.333	33	7	11	3	0	2	7	.606	2	4	.389	0-1
West Virginia	2-1	.260	100	15	26	5	2	3	12	.440	12	13	.350	0-2
UT Arlington	0-1	.250	36	5	9	0	1	0	5	.306	5	5	.341	0-0
Kansas State	3-0	.273	88	14	24	8	1	1	13	.420	9	12	.347	1-3
Texas State	1-0	.188	32	6	6	0	1	3	6	.531	2	9	.235	1-1
Nebraska														
TAMU CC														
Ok State														
Wichita State														
Oklahoma														
SHSU														
Kansas														
Texas State														
TCU														
PVAM														
Texas Tech														
Texas State														
Baylor														
TOTALS:	17-8	.270	818	139	221	51	11	18	128	.425	113	170	.371	10-21

Through 25 Games

2014: 19-6 .253 772 108 195 27 11 3 91 .328 98 116 .342 20-26

Final Statistics

2014: 46-21 .263 2182 299 573 96 18 22 265 .353 288 367 .356 75-90

PITCHING

Opponent	W-L	ERA	IP	H	R	ER	BB	SO	2B	3B	HR	B/Avg.	WP	HP
Rice	2-2	4.89	35.0	48	19	19	8	14	5	1	1	.343	1	4
UTSA	1-0	2.00	9.0	8	2	2	2	7	1	0	0	.229	1	1
Minnesota	4-0	0.00	36.0	19	2	0	11	27	2	0	0	.158	1	1
UTPA	1-0	2.00	9.0	7	4	2	5	5	0	0	0	.212	0	0
San Diego	0-2	3.00	18.0	13	9	6	7	9	2	0	0	.241	0	2
Stanford	2-2	3.71	34.0	29	15	14	15	18	9	1	2	.230	1	4
UIW	1-0	1.00	9.0	3	1	1	4	7	1	0	0	.100	0	2
West Virginia	2-1	2.79	29.0	25	11	9	6	25	2	1	1	.238	0	1
UT Arlington	0-1	5.59	9.2	15	6	6	6	5	0	1	0	.375	1	1
Kansas State	3-0	1.00	27.0	16	5	3	7	13	2	0	0	.182	0	3
Texas State	1-0	4.00	9.0	6	4	4	3	10	1	0	2	.188	0	2
Nebraska														
TAMU CC														
Ok State														
Wichita State														
Oklahoma														
SHSU														
Kansas														
Texas State														
TCU														
PVAM														
Texas Tech														
Texas State														
Baylor														
TOTALS:	17-8	2.67	222.2	189	78	66	74	140	25	4	6	.235	5	21

Through 25 Games

2014: 19-6 1.91 221.0 174 62 47 82 140 24 2 1 .221 13 14

Final Statistics

2014: 46-21 2.25 601.0 492 187 150 220 384 65 7 6 .227 42 43



Texas Baseball By The Numbers

- 6** National Championships
- 8** Members in College Baseball Hall of Fame
- 11** Conference Player of the Year honors
- 11** Big 12 Freshman/Newcomer of the Year honors
- 35** College World Series appearances
- 56** NCAA Tournament appearances
- 71** Conference Championships
- 105** Major League Baseball players



2014 NOTES:

- Texas' recorded its 35th appearance in the College World Series in 2014, and its eighth trip since 2000, which also leads the nation ended in a tie for third place. The Longhorns' 85 wins in the CWS is also a record, and they have compiled an 85-59 (.586) record overall. Texas' six national titles are tied for second all-time with LSU, trailing only USC (12).
- Texas finishes the year (46-21), and in the top four in the World Series for a record 26th time. The Longhorns have finished in the top four six out of eight trips to the CWS in the Garrido era.
- Head coach Augie Garrido finishes his 15th appearance in the CWS with a 41-22 record. He is the winningest coach in college baseball history (1,920 career victories).
- The 103 bunts during the 2014 season for the Longhorns were the fifth most in a season in the Augie Garrido era. The four seasons with more sacrifices also ended in Omaha, including the 2005 National Championship year (116 sacrifices).
- The Texas pitching finished the year with a 2.25 ERA, the lowest team ERA since 1977 (2.12).
- Travis Duke was nearly untouchable all of 2014 for the Longhorns allowing just one earned run, good for a 0.29 ERA in 30 2/3 innings.
- In the post season the pitching staff had a 1.25 ERA and a .214 opponent batting average.
- The team's CWS ERA was 1.38, which includes their back to back shutouts (6/18 & 6/20). Texas had 13 shutouts on the year, tied for fifth-best in the country.
- The Longhorns finished the year first in the Big 12 and second in the nation in double plays turned with 71. Texas also finishes the year 34th in the country in fielding percentage (.974).
- C.J. Hinojosa's ended the season on a nine game hit streak and an 11 game on-base streak. He was the only Longhorn to record a hit in all five CWS games.
- Hinojosa was named to the CWS All-Tournament Team for his outstanding performance. He had five hits including a home run and a double, two walks, three runs scored and two RBI.
- The Texas offense has 20 extra base hits in NCAA Tournament Play (14 doubles, three triples and three home runs) compared to six (five doubles and a triple) four their opponents.
- The Longhorns hit three triples in their final two games of the year (Gurwitz, Marlow, Barrera) to give them 18 on the season.

BACK HOME IN OMAHA - Texas made its record 35th appearance in the College World Series in 2014, and its eighth trip since 2000, which also leads the nation. The Longhorns' 85 wins in the CWS is also a record, and they have compiled an 85-59 (.590) record overall. Texas' six national titles are tied for second all-time with LSU, trailing only USC (12).

WINS			APPEARANCES		
1.	TEXAS	85	1.	TEXAS	35
2.	USC	74	2.	Miami (Fla.)	23
3.	Arizona State	61	3.	Arizona State	22
4.	Miami (Fla.)	47	4.	Florida State	21
5.	Stanford	40		USC	21

- The Longhorns had six players taken the the MLB First-Year Player Draft:
 - r-Sophomore RHP John Curtiss, Minnesota Twins, sixth round (170 overall)
 - Senior OF Mark Payton, New York Yankees, seventh round (212 overall)
 - Junior LHP Dillon Peters, Miami Marlins, 10th round (287 overall)
 - Senior RHP Nathan Thornhill, Philadelphia Phillies, 13th round (382 overall)
 - Junior RHP Lukas Schiraldi, Seattle Mariners, 11th round (441 overall)
 - Junior RHP Parker French, Detroit Tigers, 19th round (589 overall)
- Six Longhorns were named to the Houston All-Regional team (May 30-June 2, 2014). Freshman catcher Tres Barrera, junior second baseman Brooks Marlow, senior outfielder Mark Payton, junior outfielder Collin Shaw, senior designated hitter Madison Carter and sophomore right-handed pitcher Chad Hollingsworth were all named to the squad. Payton and Hollingsworth were named Co-Most Outstanding Players.
- Eight Longhorns earned All-Big 12 honors. CF Mark Payton was named to the first team; RHP Chad Hollingsworth, 2B Brooks Marlow and RHP Nathan Thornhill were named to the second team; Ben Johnson received honorable mention; and Tres Barrera, Morgan Cooper and Zane Gurwitz were selected to the All-Freshman team.
- Texas finished the season third in RPI, has played the third most difficult schedule in the country and is fifth in Iterative Strength Rating according to BoydsWorld.com.
- Mark Payton was named one of 10 finalists for the Senior CLASS Award.

Head Coach Augie Garrido



Eight trips to the College World Series (CWS). National Championships in both 2002 and 2005. Second-place finishes in 2004 and 2009. Seven Big 12 Conference Championships (2002, 2004, 2006, 2007, 2009, 2010, and 2011) and four league tournament crowns (2002, 2003, 2008 and 2009). These are the results and why head coach Augie Garrido was hired to guide the Texas baseball program in 1996.

During his first 18 years on the Forty Acres, Garrido became the all-time winningest coach in NCAA Division I baseball history by capturing his 1,428th career win on June 9, 2003, (a 6-5 Texas victory over then No. 1 Florida State during NCAA Super Regional action in Tallahassee, Fla.), then moved past Gordon Gillespie as the winningest coach in all divisions with win number 1,894 on March 25, 2014.

He brought Texas back to the CWS for the first time since 1993 during the 2000 campaign, and returned the Horns to the pinnacle of collegiate baseball in 2002 by leading UT to a 57-15 record that produced the school's first-ever Big 12 regular-season and tournament championships, as well as its first national title since 1983. He duplicated the feat in 2005, guiding the Longhorns to their sixth National Championship, the second-most for one school in NCAA history. Texas' rise under Garrido has been the culmination of inking 17 straight top 15 recruiting classes and producing teams that have stood tall against perennial powers such as LSU, Miami (Fla.), Stanford and USC. Now, as he enters his 19th year in Austin, Garrido, who was selected as both the 2002 and 2005 National Coach of the Year, looks to keep the program in contention for college baseball's ultimate prize each and every season.

Garrido is the only coach in baseball history to tally 1,900 or more career victories. He is also the first coach to lead teams from two different schools to national crowns (Cal State Fullerton & Texas), guide squads to National Championships in four different decades, and is one of only three coaches in history to win five or more NCAA titles (1979, 1984, 1995, 2002, 2005). Garrido is one of only three coaches in the modern era of NCAA football, baseball and men's or women's basketball to ever lead teams from two different schools to national crowns (Nick Saban, Rick Pitino). Additionally, Garrido has earned 15 trips to the CWS and 32 NCAA Regional Championship appearances, including 14 at Texas, while garnering National Coach of the Year honors six times (1975, 1979, 1984, 1995, 2002, 2005), regional coach of the year accolades on seven occasions (1975, 1979, 1984, 1995, 2002, 2004, 2005) and conference coach of the year distinctions eight times (1987, 1995, 2002, 2004, 2006, 2007, 2010, 2011) after leading his clubs to 25 league crowns.

His overall record after 46 years of college coaching, including a 769-368-2 (.675) mark with UT over the last 18 seasons, stood at 1,920-892-9 (.681), which translates into an average of over 41 victories per season.

The Vallejo, Calif., native is just the 13th coach in UT's 120-year baseball history, and, with the exception of the war years of 1943-45 when Blair Cherry was at the helm, is only the fourth Texas head coach since 1911.

As a result of his unique coaching style, Garrido has been ranked as one of the top three baseball teachers in the nation by Major League Baseball Directors of Player Development. To deserve that distinction, Garrido has coached three Golden Spikes Award winners, four National Players of the Year, six College World Series MVPs, 53 All-Americans, 14 All-League MVPs over his career. He has also had 15 of his players selected in the first round of the Major League Baseball Draft, including Longhorns Beau Hale (No. 14) in 2000, Omar Quintanilla (No. 33) in 2003, both J.P. Howell (No. 31) and 2005 American League Rookie of the Year Huston Street (No. 40) in 2004, the duo of Drew Stubbs (No. 8) and Kyle McCulloch (No. 29) in 2006, Chance Ruffin (No. 48) in 2010, Taylor Jungmann (No. 12) in 2011 and Corey Knebel (No. 39) in 2013. In addition, during his 18 years at UT, Garrido has tutored the skills of 27 players who have earned All-America honors a total of 34 times, 25 Freshman All-Americans, including a school-record four in 2006, 153 All-Conference performers, 11 USA Baseball National Team members and 97 players who have gone on to play in professional baseball.

Garrido's name is also held in high regard when people speak of his accomplishments in the College World Series. He is currently tied for second with five National Championships (trailing only Rod Dedeaux's 10 at USC) and 15 appearances (trailing Cliff Gustafson with 17), and ranks third in victories (41) and series games (63) among all-time coaches. He is also one of only eight men in history to coach two or more different teams in the CWS and is only the third Longhorns head coach (Bibb Falk & Cliff Gustafson) in the 120 completed years of Texas baseball to lead the Horns to Omaha.

Garrido's Year-by-Year Records

Year	School	Record	Pct.	Titles/Championships
1969	San Francisco State	25-14	.641	
1970	Cal Poly	16-33	.327	
1971	Cal Poly	39-11-1	.775	
1972	Cal Poly	31-18*	.633	
1973	Cal State Fullerton	19-33-1	.368	
1974	Cal State Fullerton	37-17	.685	CCAA
1975	Cal State Fullerton	36-16-1	.689	PCAA & Regional
1976	Cal State Fullerton	46-15	.762	PCAA
1977	Cal State Fullerton	44-14	.759	SCBA (Co-Champions)
1978	Cal State Fullerton	44-13	.772	SCBA
1979	Cal State Fullerton	60-14-1	.807	SCBA, Regional & NCAA
1980	Cal State Fullerton	49-18-1	.724	SCBA
1981	Cal State Fullerton	47-18	.723	SCBA
1982	Cal State Fullerton	51-23	.689	SCBA & Regional
1983	Cal State Fullerton	50-21-1	.701	SCBA (Co-Champions)
1984	Cal State Fullerton	66-20	.767	SCBA, Regional & NCAA
1985	Cal State Fullerton	36-32-1	.529	PCAA South
1986	Cal State Fullerton	36-21	.632	
1987	Cal State Fullerton	44-17	.721	PCAA
1988	Illinois	26-20	.565	
1989	Illinois	42-16	.724	Big Ten
1990	Illinois	43-21	.672	Big Ten
1991	Cal State Fullerton	34-22	.607	Big West (Co-Champions)
1992	Cal State Fullerton	46-17	.730	Regional
1993	Cal State Fullerton	35-19	.648	
1994	Cal State Fullerton	47-16	.746	Big West (Tri-Champions) & Regional
1995	Cal State Fullerton	57-9	.864	Big West, Regional & NCAA
1996	Cal State Fullerton	45-16	.738	
1997	Texas	29-22	.569	
1998	Texas	23-32-1	.420	
1999	Texas	36-26	.581	
2000	Texas	46-21	.687	Regional & Super Regional
2001	Texas	36-26	.581	
2002	Texas	57-15	.792	Big 12, Big 12 Tournament, Regional, Super Regional & NCAA
2003	Texas	50-20	.714	Big 12 Tournament., Regional & Super Regional
2004	Texas	58-15	.795	Big 12, Regional & Super Regional
2005	Texas	56-16	.778	Regional, Super Regional & NCAA
2006	Texas	41-21	.661	Big 12
2007	Texas	46-17	.730	Big 12
2008	Texas	39-22	.639	Big 12 Tournament
2009	Texas	50-16-1	.754	Big 12, Big 12 Tournament, Regional & Super Regional
2010	Texas	50-13	.794	Big 12 and Regional
2011	Texas	49-19	.721	Big 12, Regional and Super Regional
2012	Texas	30-22	.577	
2013	Texas	27-24	.529	
2014	Texas	46-21	.687	Regional, Super Regional
2015	Texas	17-8	.680	
CAREER TOTAL		1,937-900-9	.682	47 seasons
Texas:		786-376-2 (.676)		19 seasons
Cal State Fullerton:		929-391-6 (.703)		21 seasons
Illinois:		111-57 (.661)		3 seasons
Cal Poly:		86-62-1* (.581)		3 seasons
San Francisco State:		25-14 (.641)		1 season

**Although scores listed in one source reflect a record of 30-19 for Cal Poly during the 1972 season, another source reports a 31-18 record, which is the standard used here.*

The Last Time It Happened

Team	
Won on a walk-off _____	March 13, 2015 _____ vs. West Virginia
____ (Connor Macalla lifted a sac fly to score Brooks Marlow in the 10th inning)	
Won 20 consecutive games _____	2010 (21)
Won 30 consecutive games _____	1982 (33)
Scored 20 runs (or more) in a game _____	May 23, 2010 _____ at Missouri (20-11)
Allowed 20 runs (or more) in a game _____	April 11, 2008 _____ at Missouri (31)
Had 20 hits (or more) in a game _____	Feb. 17, 2015 _____ vs. UTSA (20)
Had 25 hits (or more) in a game _____	March 10, 1998 _____ vs. Southern Illinois (25)
Allowed 20 hits (or more) in a game _____	Apr. 11, 2008 _____ at Missouri (31)
Hit five (or more) HR in a game _____	June 22, 2009 _____ vs. LSU (5)
Was shutout in a game _____	Apr. 18, 2014 _____ vs. TCU (L, 0-2)
Turned 4 double plays in a game _____	May 19, 2012 _____ vs. Baylor (5)
Turned a triple play in a game _____	March 7, 1987 _____ vs. Washington State (1)
Won 50 games in a season _____	2010 (50-13)
Hit 60 home runs in a season _____	2010 (81) (63 games)
Scored 600 runs in a season _____	1989 (610) (72 games)
Had 700 hits in a season _____	2005 (734) (72 games)
Had 35 triples in a season _____	2003 (37) (70 games)
Had 150 doubles in a season _____	2002 (164) (72 games)
Had a team average of .315 or better _____	2007 (.316) (63 games)
Stole 100 bases in a season _____	2005 (103) (72 games)

Texas' Win Streaks			
STREAK	YEAR	ENDED BY	SCORE
34 games*	1977	Rice	3-4 (14)
33 games	1982	Houston	3-4
28 games	1946-47	Baylor	2-6
23 games	1914	Missouri	0-2
22 games	1985	Arkansas	4-5
22 games	1924	Baylor	1-2
21 games	2010	Kansas State	1-2
20 games	1988	Oklahoma	8-11
20 games	1973	Baylor	2-3
20 games	1972	Texas Tech	4-5
19 games	1985	Arkansas	5-9
19 games	1947-48	Baylor	7-8
18 games	1979	Minnesota	4-11
18 games	1975	Texas A&M	8-9
17 games	1974	Rice	4-5
16 games	2005	Arizona	3-8
16 games	1989	Dallas Baptist	7-15
16 games	1983-84	Arizona State	0-4
16 games	1982	Miami	1-2
16 games	1979	Texas A&M	0-1

*NCAA Record

Player	
Pitched a no-hitter _____	March 1, 2009 _____ by Brandon Workman vs. Penn State (9-0)
Pitched a combined no-hitter _____	May 16, 2014 _____ by Dillon Peters and Morgan Cooper vs. Kansas State (W 12-0)
Pitched a perfect game _____	Apr. 3, 1970 _____ by James Street vs. Texas Tech (4-0)
Pitched a complete game shutout _____	June 4, 2010 _____ by Brandon Workman vs. Rider (11-0)
Had 10 strikeouts in a game _____	March 14, 2015 _____ by Connor Mayes (10) vs. West Virginia
Had 15 strikeouts in a game _____	Mar. 12, 2010 _____ by Taylor Jungmann (17) vs. Iowa
Had 19 strikeouts in a game _____	Mar. 18, 1988 _____ by Eric Stone (19) vs. Southwestern Louisiana
Won 10 games in a season _____	2011, by Taylor Jungmann (13-3)
Won 15 games in a season _____	2004, by J.P. Howell (15-2)
Had 100 strikeouts in a season _____	2011 _____ by Taylor Jungmann (126) and Cole Green (104)
Had 150 strikeouts in a season _____	2004, by J.P. Howell (166)
Had 175 strikeouts in a season _____	1989, by Kirk Dressendorfer (176)
Had 200 strikeouts in a season _____	1985, by Greg Swindell (204)
Had 10 saves in season _____	2011, by Corey Knebel (19)
Had 5 complete games in a season _____	2011, by Taylor Jungmann (5)
Had 10 complete games in a season _____	1989, by Kirk Dressendorfer (15)
Had 40 appearances in a season _____	2009, by Austin Wood (41)
Had 5 shutouts in a season _____	1986, by Greg Swindell (5)
Hit 3 home runs in a game _____	Apr. 30, 2002 _____ by J.D. Reininger (3) vs. TCU
Hit for the cycle in a game (HR, 3B, 2B, 1B) _____	Apr. 24, 2007 _____ by Kyle Russell vs. UT Pan American
Scored 5 runs in a game _____	Apr. 28, 2009 _____ by Kevin Lusson (5) vs. Texas State
Had 5 hits in a game _____	March 8, 2015 _____ by Ben Johnson (5) at Stanford
Stole 5 bases in a game _____	Feb. 13, 1996 _____ by MacGregor Byers (5) vs. St. Mary's (Texas)
Stole home in a game _____	March 25, 2011 _____ by Mark Payton at Oklahoma State
Had 7 RBI in a game _____	March 5, 2008 _____ by Brandon Belt (8) vs. Texas A&M-Corpus Christi
Hit a grand slam home run in a game _____	May 12, 2012 _____ by Mark Payton vs. Texas Southern (Game 2 of DH)
Hit an inside the park home run _____	May 14, 2008 _____ by Michael Torres vs. Alabama A&M (Game 1)
Hit back-to-back home runs _____	March 10, 2015 _____ by Tres Barrera and Brooks Marlow vs. Incarnate Word
Had 100 hits in a season _____	2005, by Seth Johnston (115)
Had 15 home runs in a season _____	2008, by Kyle Russell (19)
Had 20 home runs in a season _____	2007, by Kyle Russell (28)
Stole 40 bases in a season _____	2002, by Tim Moss (40)
Had 25 doubles in a season _____	2006, by Carson Kainer (25)
Had 8 triples in a season _____	2013, by Mark Payton (8)
Had 80 RBI in a season _____	2003, by Dustin Majewski (85)
Had 100 RBI in a season _____	1989, by Scott Bryant (112)
Batted .400 in a season (min. 100 ABs) _____	2002, by Dustin Majewski (.401)
Scored 80 runs in a season _____	2003, by Tim Moss (82)
Scored 100 runs in a season _____	1985, by Bill Bates (100)
Cleared the "Monster" in center field _____	Apr. 24, 2010 _____ by Cameron Rupp vs. Oklahoma State
Hit a leadoff home run _____	May 30, 2014 _____ by Brooks Marlow vs. Texas A&M
Had a multi-home run game _____	March 5, 2015 _____ by Ben Johnson vs. Stanford

#5 RHP Andy McGuire (So.)

0-0 | 0.00 ERA | 3.0 IP | 1 BBs | 2 Ks

Date	Opponent	IP	H	R	ER	BB	K	Dec
2/17	UTSA	1.0	1	0	0	0	1	-
2/22	Minnesota	1.0	2	0	0	1	0	-
3/10	UIW	1.0	0	0	0	0	1	-

Career Highs

IP: 1.0, three times, last vs. UIW (3/10)

Ks: 1, twice, last vs. UIW (3/10)

Hits: 2, vs. Minnesota (2/22)

BBs: 1, vs. Minnesota (2/22)

Runs: 0, three times, last vs. UIW (3/10)

ERs: 0, three times, last vs. UIW (3/10)

#13 RHP Tyler Schimpf (Fr.)

1-0 | 3.60 ERA | 5.0 IP | 3 BBs | 4 Ks

Date	Opponent	IP	H	R	ER	BB	K	Dec
2/14	at Rice	1.0	1	0	0	0	0	-
2/17	UTSA	0.1	0	1	1	2	1	-
2/22	Minnesota	1.0	2	0	0	0	2	-
3/10	UIW	2.2	0	0	0	0	1	W
3/17	vs. UTA	0.0	1	1	1	1	0	-

Career Highs

IP: 2.2, vs. UIW (3/10)

Ks: 2, vs. Minnesota (2/22)

Hits: 2, vs. Minnesota (2/22)

BBs: 2, vs. UTSA (2/17)

Runs: 1, two times, last vs. UTA (3/17)

ERs: 1, two times, last vs. UTA (3/17)

#19 RHP Connor Mayes (Fr.)

1-0 | 0.84 ERA | 21.1 IP | 4 BBs | 21 Ks | 1 SV

Date	Opponent	IP	H	R	ER	BB	K	Dec
2/13	at Rice	1.0	2	0	0	0	0	-
2/17	UTSA	3.0	2	0	0	0	2	W
2/21	Minnesota	1.1	1	0	0	1	1	-
2/25	UTPA	2.2	4	3	2	2	3	-
3/1	San Diego	0.2	1	0	0	0	0	-
3/5	at Stanford	1.2	0	0	0	0	1	-
3/8	at Stanford	1.0	0	0	0	0	1	-
3/14	West Virginia	6.2	3	0	0	1	10	-
3/21	K-State	0.0	1	0	0	0	0	-
3/22	K-State	2.2	0	0	0	0	2	SV
3/24	at TX State	0.2	0	0	0	0	1	-

Career Highs

IP: 6.2, vs. West Virginia (3/14)

Ks: 10, vs. West Virginia (3/14)

Hits: 4, vs. UTPA (2/25)

BBs: 2, vs. UTPA (2/25)

Runs: 3, vs. UTPA (2/25)

ERs: 2, vs. UTPA (2/25)

#27 LHP TRAVIS DUKE (Jr.)

1-0 | 1.64 ERA | 11 IP | 0 BBs | 1 K

Date	Opponent	IP	H	R	ER	BB	K	Dec
2/13	at Rice	2.0	4	0	0	0	1	W
2/17	UTSA	1.1	3	0	0	0	0	-
2/22	Minnesota	2.0	1	0	0	0	0	-
2/25	UTPA	1.0	1	0	0	0	0	-
3/1	San Diego	0.1	0	0	0	0	0	-
3/8	at Stanford	0.2	2	2	2	0	0	-
3/10	UIW	1.0	0	0	0	0	0	-
3/17	vs. UTA	1.1	1	0	0	0	0	-
3/21	Kansas State	1.1	0	0	0	0	0	-

Season Highs

IP: 2.0, twice, last vs. Minnesota (2/22)

Ks: 1, at Rice (2/13)

Hits: 4, at Rice (2/13)

BBs: 0, nine times, last vs. Kansas State (3/21)

Runs: 2, at Stanford (3/8)

ERs: 2, at Stanford (3/8)

Career Highs

IP: 4.0 vs. TX A&M (6/1/14)

Ks: 6 vs. TX A&M (6/1/14)

Hits: 4, at Rice (2/13/15)

BBs: 3 at Houston (3/19/13)

Runs: 4 vs. Kansas State (5/5/13)

ERs: 2, at Stanford (3/8/15)

#29 LHP JON MALMIN (So.)

0-0 | 0.87 ERA | 10.1 IP | 4 BBs | 7 Ks | 1 SV

Date	Opponent	IP	H	R	ER	BB	K	Dec
2/14	at Rice	3.0	5	1	1	1	1	-
2/17	UTSA	2.0	2	0	0	0	1	-
2/20	Minnesota	3.0	1	1	0	0	4	S
2/25	UTPA	1.1	0	1	0	1	1	-
3/10	UIW	1.0	1	0	0	2	0	-

Season Highs

IP: 3.0, twice, last vs. Minnesota (2/20)

Ks: 4, vs. Minnesota (2/20)

Hits: 5, at Rice (2/14)

BBs: 2, vs. UIW (3/10)

Runs: 1, three times, last vs. UTPA (2/25)

ERs: 1, at Rice (2/14)

Career Highs

IP: 3.0, twice, last vs. Minnesota (2/20/15)

Ks: 4, vs. Minnesota (2/20/15)

Hits: 5, at Rice (2/14/15)

BBs: 2, twice, last vs. UIW (3/10/15)

Runs: 1, three times, last vs. UTPA (2/25/15)

ERs: 1, at Rice (2/14/15)

#34 RHP Kyle Johnston (Fr.)

0-1 | 3.09 ERA | 11.1 IP | 8 BBs | 8 Ks | 1 SV

Date	Opponent	IP	H	R	ER	BB	K	Dec
2/15	at Rice	0.2	0	0	0	1	1	SV
2/21	Minnesota	1.0	0	0	0	1	0	-
2/25	UTPA	1.0	1	0	0	0	0	-
3/1	San Diego	1.0	0	1	1	1	0	L
3/6	at Stanford	0.2	1	1	1	1	1	-
3/8	at Stanford	2.1	2	0	0	1	1	-
3/15	West Virginia	2.0	2	0	0	0	3	-
3/17	vs. UTA	0.2	1	0	0	1	0	-
3/21	K-State	0.0	0	0	0	1	0	-
3/24	at TX State	2.1	2	2	2	1	2	-

Career Highs

IP: 2.1, twice, last at Texas State (3/24)

Ks: 3, vs. West Virginia (3/15)

Hits: 2, three times, last at Texas State (3/24)

BBs: 1, eight times, last at Texas State (3/24)

Runs: 2, at Texas State (3/24)

ERs: 2, at Texas State (3/24)

#38 LHP TY CULBRETH (Jr.)

3-2 | 2.92 ERA | 12.1 IP | 7 BBs | 11 Ks | 3 SV

Date	Opponent	IP	H	R	ER	BB	K	Dec
2/13	at Rice	1.0	0	0	0	0	1	SV
2/15	at Rice	2.1	3	0	0	1	1	W
2/21	Minnesota	2.2	2	0	0	1	3	SV
2/25	UTPA	1.0	1	0	0	1	1	W
3/1	San Diego	0.1	0	3	2	2	0	-
3/5	at Stanford	1.1	0	0	0	0	3	-
3/6	at Stanford	0.1	1	0	0	0	0	-
3/14	West Virginia	1.1	3	1	1	1	0	L
3/17	vs. UTA	0.2	2	1	1	1	1	L
3/21	K-State	1.0	0	0	0	0	0	SV
3/24	at TX State	0.1	1	0	0	0	1	W

Season Highs

IP: 2.2, vs. Minnesota (2/21)

Ks: 3, twice, last at Stanford (3/5)

Hits: 3, twice, last vs. West Virginia (3/14)

BBs: 2, vs. San Diego (3/1)

Runs: 3, vs. San Diego (3/1)

ERs: 2, vs. San Diego (3/1)

Career Highs

IP: 3.0 vs. UT Arlington (4/15/14)

Ks: 4 at TX State (3/11/14)

Hits: 3, twice, last vs. West Virginia (3/14/15)

BBs: 5 at K-State (5/18/14)

Runs: 3, vs. San Diego (3/1/15)

ERs: 2, last vs. vs. San Diego (3/1/15)

#48 RHP TY MARLOW (Sr.)

0-0 | 10.81 ERA | 3.1 IP | 1 BBs | 3 Ks

Date	Opponent	IP	H	R	ER	BB	K	Dec
2/17	UTSA	0.0	0	1	1	0	0	-
3/10	UIW	2.0	2	1	1	0	3	-
3/17	vs. UTA	1.1	3	2	2	1	0	-

Season Highs

IP: 2.0 IP, vs. UIW (3/10)

Ks: 3, vs. UIW (3/10)

Hits: 3, vs. UT Arlington (3/17)

BBs: 1, vs. UT Arlington (3/17)

Runs: 2, vs. UT Arlington (3/17)

ERs: 2, vs. UT Arlington (3/17)

Career Highs

IP: 3.2, at Kansas (4/12/13)

Ks: 7, at Kansas (4/12/13)

Hits: 5, at Kansas (4/12/13)

BBs: 1, 8 times, last vs. UTA (3/17/15)

Runs: 2, vs. UTA (3/17/15)

ERs: 2, vs. UTA (3/17/15)

#51 RHP Jake McKenzie (Fr.)

0-0 | 0.00 ERA | 9.1 IP | 3 BBs | 9 Ks

Date	Opponent	IP	H	R	ER	BB	K	Dec
2/14	at Rice	2.2	2	0	0	0	2	-
2/17	UTSA	1.1	0	0	0	0	2	-
2/25	UTPA	1.0	0	0	0	1	0	-
3/10	UIW	1.1	0	0	0	2	2	-
3/17	vs. UTA	1.2	1	0	0	0	2	-
3/24	at TX State	1.1	1	0	0	0	1	-

Career Highs

IP: 2.2, at Rice (2/14)

Ks: 2, four times, last vs. UTA (3/17)

Hits: 2, at Rice (3/12)

BBs: 2, vs. UIW (3/10)

Runs: 0, six times, last at Texas State (3/24)

ERs: 0, six times, last at Texas State (3/24)

#53 LHP Kirby Bellow (Sr.)

2-1 | 1.86 ERA | 19.1 IP | 2 BBs | 17 Ks | 3 SV

Date	Opponent	IP	H	R	ER	BB	K	Dec
2/14	at Rice	2.0	2	1	1	0	1	-
2/15	at Rice	2.1	2	0	0	0	3	-
2/21	Minnesota	1.2	1	0	0	0	2	-
2/25	UTPA	1.0	0	0	0	0	0	-
3/1	San Diego	2.2	1	0	0	0	2	-
3/1	San Diego	0.0	2	2	1	0	0	-
3/6	at Stanford	1.2	2	1	1	0	3	L
3/7	at Stanford	2.0	2	0	0	2	0	SV
3/13	West Virginia	1.0	0	0	0	0	1	W
3/17	vs. UTA	0.0	1	1	1	0	0	-
3/21	K-State	2.0	0	0	0	0	0	W
3/21	K-State	1.2	0	0	0	0	2	SV
3/24	at T-State	1.1	0	0	0	0	3	SV

Season Highs

IP: 2.2, vs. San Diego (3/1)

Ks: 3, three times, last at Texas State (3/24)

Hits: 2, five times, last at Stanford (3/7)

BBs: 2, at Stanford (3/7)

Runs: 2, vs. San Diego (3/1)

ERs: 1, four times, last vs. UTA (3/17)

Career Highs

IP: 3.1, vs. Texas State (3/15/11)

Ks: 3, five times, last at Texas State (3/24/15)

Hits: 2, 11 times, last at Stanford (3/7/15)

BBs: 3, vs. Texas State (3/15/11)

Runs: 2, seven times, last vs. San Diego (3/1/15)

ERs: 2, four times, last at Oklahoma State (5/16/13)

**#24 Parker French****Sr. | RHP****6-2 | 218****Dripping Springs, Texas****Dripping Springs HS****Season Highs****IP:** 9.0, vs. West Virginia (3/13)**Ks:** 7, vs. West Virginia (3/13)**Hits:** 7, vs. West Virginia (3/13)**BBS:** 5, at Stanford (3/7)**Runs:** 3, 3x, last vs. K-State (3/20)**ERs:** 2, twice, last vs. West Virginia (3/13)**Career Highs**

Same

8, vs. Stanford (2/21/14)

9, twice, last at Baylor (4/26/13)

Same

8 at Oklahoma (4/11/14)

6 at Stanford (2/26/12)

AS A SENIOR (2015)

Named one of 30 candidates for the Senior CLASS Award on March 24 (presented annually to a NCAA Division I senior who has notable achievements in four areas of excellence – community, classroom, character and competition) ... ranks sixth in the Big 12 in ERA (1.69), seventh in innings pitched (37 1/3) and eighth in batting average against (.242) ... is the active career conference leader in innings pitched (286) and is tied for second in wins (19) and third in ERA (2.49) ... spun six innings vs. Kansas State (March 21, game one), allowing three runs (one earned) on seven hits and three walks while striking out four in a no decision ... hurled a career-high nine innings, and a season-high seven strikeouts, vs. West Virginia on March 13 while surrendering three runs (two earned) on seven hits and a walk in a no-decision ... earned his second win of the year March 7 at Stanford when he pitched seven in-nings, allowing just one run in an eventual 3-1 victory ... picked up his first win of 2015 against Minnesota February 20 when he spun six innings with one strikeout while allowing just one un-earned run on four hits ... pitched five innings of one-run ball with one strikeout, while allowing four hits and hitting three batters, vs. Rice in the season opener (Feb. 13) of an eventual 3-1 Texas win ... named to the Big 12 Commissioner's Honor Roll for the 2014 fall semester.

JUNIOR HIGHLIGHTS (2014)

Went 7-5 with a 2.41 ERA which ranked third on the team and 10th in the Big 12 ... a member of the Academic All-Big 12 first team ... finished second on the team with 62 strikeouts and 104 2/3 innings pitched ... made 20 appearances, 17 of them starts ... ended the year ranked third among active Big 12 players in career innings pitched (248 2/3) and tied for fourth in wins (17).

SOPHOMORE HIGHLIGHTS (2013)

Made 13 starts primarily as the team's No. 1 starter as a sophomore, posting a 4-5 record with a 2.68 ERA ... in 77 1/3 innings, allowed 69 hits and 23 earned runs with 24 walks, 46 strikeouts and a .240 opponents' batting average ... threw three innings as part of a combined seven-inning no-hitter on May 11 against Texas Southern.

FRESHMAN HIGHLIGHTS (2012)

Made nine starts in 21 appearances as a freshman ... had a 6-2 record with a 2.84 ERA and two saves ... combined in three shutouts ... in 66 2/3 innings, allowed 58 hits and 21 earned runs with 19 walks and 30 strikeouts ... opponents hit .231 ... earned Louisville Slugger/Collegiate Baseball Freshman All-America honors ... named Big 12 Freshman of the Year and received All-Big 12 honorable mention.

HIGH SCHOOL

Lettered all four years at Dripping Springs High School under Coach Chris Payne ... awarded first team all-district and first team All-Centex as a senior ... won District 26-4A MVP, first team All-Centex and first team all-state as a junior ... named to the all-district second team as a freshman and a sophomore ... hit a cumulative .427 in his four years at Dripping Springs ... also played for James Ellison and the Austin Wings in the Summer Premier League

PERSONAL


Son of Doug and Toni ... has an older sister, Chelsie ... selected in the 19th round of the MLB Draft by the Detroit Tigers ... majoring in finance.

2015 Game-by-Game Stats

Date	OPPONENT	GS	IP	H	R	ER	BB	SO	2B	3B	HR	WP	BK	HBP	IBB	Score	W	L	SV	ERA
Feb 13, 2015	at Rice	*	5.0	4	1	1	0	1	1	0	0	0	0	3	0	3-1	0	0	0	1.80
Feb 20, 2015	MINNESOTA	*	6.0	3	1	0	2	2	2	0	0	1	0	0	0	13-2	1	0	0	0.82
Mar 01, 2015	SAN DIEGO-1	*	4.1	5	3	2	1	2	1	0	0	0	0	1	0	1-3	1	1	0	1.76
Mar 07, 2015	at Stanford	*	7.0	6	1	1	5	4	2	0	0	0	0	0	0	3-1	2	1	0	1.61
Mar 13, 2015	WEST VIRGINIA	*	9.0	7	3	2	1	7	1	1	0	0	0	0	0	4-3	2	1	0	1.72
Mar 21, 2015	KANSAS STATE-1	*	6.0	7	3	1	2	4	1	0	0	0	0	0	0	5-3	2	1	0	1.69
Totals		6	37.1	32	12	7	11	20	8	1	0	1	0	4	0	29-13	2	1	0	1.69

Career Stats

Year	ERA	W	L	App	GS	CG	SHO	CBO	SV	IP	H	R	ER	BB	SO	2B	3B	HR	BF	B/Avg	WP	HBP	BK	SFA	SHA
2012	2.84	6	2	21	9	0	0	3	2	66.2	58	32	21	19	30	10	4	3	288	.231	3	12	1	1	5
2013	2.68	4	5	13	13	0	0	1	0	77.1	69	26	23	24	46	9	2	1	329	.240	5	7	0	2	8
2014	2.41	7	5	20	17	0	0	4	1	104.2	88	43	28	44	62	13	0	0	456	.233	4	15	0	4	15
2015	1.69	2	1	6	6	0	0	0	0	37.1	32	12	7	11	20	8	1	0	154	.242	1	4	0	2	5
TOTAL	2.49	19	13	60	45	0	0	8	3	286.0	247	113	79	98	158	40	7	4	1227	.235	13	38	1	9	33



#42 Kacy Clemens

So. | RHP
6-2 | 212
Houston, Texas
Houston Memorial HS

Career Highs

IP: 5.1, at Stanford (3/6)
Ks: 4, vs. Minnesota (2/22)
Hits: 8, at Rice (2/14)
BBs: 2, 5x, last vs. UT Arlington (3/17)
Runs: 8, at Rice (2/14)
ERs: 8, at Rice (2/14)

AS A SOPHOMORE (2015)

Holinding opponents to a .225 batting average which ranks 10th in the Big 12 ... made his first starts of the season at first base in the Kansas State series' first two games on March 21, and recorded a hit that tied the game in game one of the doubleheader ... is believed to be the first Longhorn to start a game as the pitcher/designated hitter since Brooks Kieschnick in 1993 when he did so on March 22 vs. Kansas State ... earned his second win of the year in that contest by pitching five innings of one run ball with two hits and three walks allowed while striking out one ... has tossed 22 innings while surrendering just 12 hits, 11 walks and five earned runs (2.05 ERA), and recorded 11 strikeouts over his last five outings ... spun four innings of one-run ball, with five hits and two walks allowed and two strikeouts vs. UT Arlington on March 17 ... was hit by a pitch in his first plate appearance of 2015 on March 13 vs. West Virginia ... tossed 5 1/3 innings at Stanford on March 6, allowing three runs on just three hits and two walks in a no-decision ... pitched 2 2/3 shutout innings in his first career relief appearance on the mound vs. San Diego (March 1, game two), allowing one hit and two walks, while striking out two Toreros ... earned his first career collegiate victory against Minnesota on February 22 when he tossed five shutout innings, allowing just one hit and two walks while striking out four ... was number seven on SportsCenter's Top-10 Plays for making an incredible grab of a hard-hit liner right back at him before doubling off the runner at second to end the third inning vs. Minnesota (2/22) ... named to the Big 12 Commissioner's Honor Roll for the 2014 fall semester ... made his collegiate pitching debut in a start against Rice in the first game of a doubleheader on February 14, going three innings.

AS A FRESHMAN (2014)

Played in 65 games with 63 starts as the team's first baseman ... fielded at a .992 clip and helped turn 57 of Texas' 71 double plays ... ranked third on the team and tied for seventh in the Big 12 with 37 walks ... delivered a two-run single against Vanderbilt on June 21 ... went 2-for-6 in the Austin Super Regional against Houston (June 6-7) with an RBI ... was 2-for-3 with a walk and all three of the team's RBIs in a 3-0 win against Oklahoma State May 22 in the Big 12 Tournament ... had a 4-for-12 series with a home run, four RBIs, two runs scored and two walks against Kansas State (May 16-18) ... hit his first career home run on May 16 against Kansas State, a three-run shot ... was 4-for-12 a double, two walks, two runs scored and four RBIs against Oklahoma (April 11-13) ... went 3-for-10 with a double, an RBI, a run scored and two walks against Baylor (April 4-6) ... had a double, three runs scored and three walks in a doubleheader against Columbia on March 22 ... was 4-for-11 with three walks, a run scored and an RBI against Hawai'i (March 7-9) ... went 2-for-4 with a run scored and the game-winning RBI single with two outs in the bottom of the 8th inning against Hawai'i on March 8 ... scored two runs and had an RBI against Valparaiso on March 4 ... was 2-for-4 with an RBI and a walk against Sam Houston State on March 2 ... went 2-for-3 with a run scored against Rice on February 28 ... finished the Cal series 4-for-14 with three walks ... recorded his first collegiate hit in a 3-for-4 effort in the first game of a doubleheader against Cal on February 15 ... named to the Big 12 Commissioner's Honor Roll for the 2013 fall semester and 2014 spring semester.

HIGH SCHOOL

Lettered three years under coach Jeremy York at Houston Memorial High in Houston ... named to the Louisville Slugger High School All-American Team and Rawlings All-Region First Team his senior year ... was also named the District 19-5A MVP in 2013 ... went 8-0 with 0.27 ERA on the mound and hit .354 with 26 RBIs at the plate as a senior ... as a junior was named to the Under Armour High School All-American Team ... also played three years of varsity football at safety and was named all-district his junior and senior seasons ... named to the academic all-district team his sophomore, junior, and senior years ... very active in community service ... member of the Roger Clemens "Make a Pitch For Kids" Foundation ... also supported the Help a Hero Foundation where he helped wounded soldiers move into their new homes.

PERSONAL

Son of Roger and Debbie Clemens ... has three brothers, Koby, Kory, and Kody ... father Roger is a former MLB pitcher and was a member of the 1983 UT National Championship team ... Kody is a signee in Texas' 2015 recruiting class ... hasn't declared a major but is interested in business.

2015 Game-by-Game Stats


Date	OPPONENT	GS	IP	H	R	ER	BB	SO	2B	3B	HR	WP	BK	HBP	IBB	Score	W	L	SV	ERA
Feb 14, 2015	at Rice	*	3.0	8	8	8	2	0	1	1	1	0	0	0	0	9-10	0	1	0	24.00
Feb 22, 2015	MINNESOTA	*	5.0	1	0	0	2	4	0	0	0	0	0	1	0	8-0	1	1	0	9.00
Mar 01, 2015	SAN DIEGO-2		2.2	1	0	0	2	2	0	0	0	0	0	0	0	1-6	1	1	0	6.75
Mar 06, 2015	at Stanford	*	5.1	3	3	3	2	2	1	0	0	1	0	2	0	3-5	1	1	0	6.19
Mar 17, 2015	UT Arlington	*	4.0	5	1	1	2	2	0	0	0	0	0	0	0	5-6	1	1	0	5.40
Mar 22, 2015	KANSAS STATE	*	5.0	2	1	1	3	1	0	0	0	0	0	0	0	6-1	2	1	0	4.68
Totals			5	25.0	20	13	13	11	2	1	1	1	0	3	0	32-28	2	1	0	4.68

Career Stats (Pitching)

Year	ERA	W	L	App	GS	CG	SHO	CBO	SV	IP	H	R	ER	BB	SO	2B	3B	HR	BF	B/Avg	WP	HBP	BK	SFA	SHA
2014																									
2015	4.68	2	1	6	5	0	0	1	0	25.0	20	13	13	13	11	2	1	1	107	.225	1	3	0	0	2

Career Stats (Offensive)

Year	Avg	GP	GS	AB	R	H	2B	3B	HR	RBI	TB	SLG%	BB	HBP	SO	GDP	OB%	SF	SH	SB	ATT	PO	A	E	FLD%
2014	.212	65	63	208	20	44	4	0	1	21	51	.245	37	0	50	1	.331	0	9	0	0	626	28	5	.992
2015	.125	5	3	8	2	1	0	0	0	0	1	.125	2	1	3	0	.364	0	1	0	0	29	8	0	1.000
TOTAL	.208	70	66	216	22	45	4	0	1	21	52	.241	39	1	53	1	.332	0	10	0	0	655	36	5	.993



#31 Chad Hollingsworth

Jr. | RHP
6-2 | 210
Waco, Texas
Robinson HS

Season Highs

IP: 7.0, vs. West Virginia (3/13)
Ks: 5, vs. Minnesota (2/21)
Hits: 8, at Rice (2/15)
BBs: 3, at Stanford (3/5)
Runs: 5, at Stanford (3/5)
ERs: 5, at Stanford (3/5)

Career Highs

9.0, vs. Texas A&M (6/2/14)
Same
Same
5, vs. Texas A&M (6/2/14)
Same
Same

AS A JUNIOR (2015)

Has gone 2-0 with a 1.26 ERA in his last two starts, working 14 1/3 innings and allowing just two runs on 11 hits and two walks while striking out five ... picked up his third win of the season March 21 against Kansas State (game two) by spinning 7 1/3 frames of one run ball on six hits and a walk, while striking out four ... earned his second victory of the season on March 15 against West Virginia when he threw seven in-nings, surrendering just one run on five hits and a walk, while striking out one ... won his first game of the year against Minnesota February 21 by tossing 6 1/3 scoreless frames with five strikeouts, and only allowing two hits and two walks ... started and pitched 4 2/3 innings against Rice on February 15, allowing three runs on eight hits and one walk, while striking out one.

SOPHOMORE HIGHLIGHTS (2014)

A second team All-Big 12 selection ... named second team Academic All-Big 12 ... went 4-0 with a 1.15 ERA, making 25 appearances spanning 54 2/3 innings ... allowed just 34 hits all season with opponents batting just .184 against him ... spent the regular season as a reliever before being thrust into a starting role in the postseason ... in two postseason starts, went 2-0 with a 0.00 ERA, allowing just six hits in 17 1/3 innings ... threw 8 1/3 scoreless innings against UC Irvine in the CWS on June 18 with five strikeouts and only four hits allowed to earn his fourth victory of the season ... earned Co-Most Outstanding Player award in the Houston Regional ... in his first start of the season June 2 against Texas A&M, threw a complete game two-hitter with one unearned run, to help Texas claim the Houston Regional Title.

FRESHMAN HIGHLIGHTS (2013)

Appeared in 17 games with five starts and accumulated a 3.72 ERA in 29 innings ... compiled a 3-1 record and gave up 25 hits, 12 earned runs, 15 strikeouts, 11 walks while opponents hit .236 ... as a starter, went 2-1 and logged 18 2/3 innings with a 3.92 ERA.

HIGH SCHOOL

Played four years of baseball at Robinson High under coach Bryan Kent while also competing on the football and track teams ... earned Perfect Game Texas All-Region first team honors in his senior season ... led his team to the 2012 state semifinals ... compiled a 13-2 record as a senior with a 0.50 ERA and 139 strikeouts in 97 1/3 innings ... during the 2012 postseason, threw a no-hitter against Bullard, striking out 10 and not allowing a walk ... struck out 12 batters in five innings on Feb. 25, 2012, while allowing two hits and one walk ... named 2011 Super CenTex Player of the Year by the Waco Tribune ... named 2011 and 2012 District 19-3A Most Valuable Player.

PERSONAL

Parents are Ronn and Donna Hollingsworth ... has one brother, Coby, and one sister, Desiree ... has not declared a major, but interested in sports management.

2015 Game-by-Game Stats

Date	OPPONENT	GS	IP	H	R	ER	BB	SO	2B	3B	HR	WP	BK	HBP	IBB	Score	W	L	SV	ERA
Feb 15, 2015	at Rice	*	4.2	8	3	3	1	1	0	0	0	0	0	0	1	4-3	0	0	0	5.79
Feb 21, 2015	MINNESOTA-2	*	6.1	2	0	0	2	5	0	0	0	0	0	0	0	5-0	1	0	0	2.45
Mar 05, 2015	at Stanford	*	5.0	6	5	5	3	1	3	0	2	0	0	1	0	4-5	1	1	0	4.50
Mar 15, 2015	WEST VIRGINIA	*	7.0	5	1	1	1	1	0	0	1	0	0	0	0	5-1	2	1	0	3.52
Mar 21, 2015	KANSAS STATE-2	*	7.1	6	1	1	1	4	1	0	0	0	0	1	0	3-1	3	1	0	2.97
Totals		5	30.1	27	10	10	8	12	4	0	3	0	0	2	1	21-10	3	1	0	2.97

Career Stats

Year	ERA	W	L	App	GS	CG	SHO	CBO	SV	IP	H	R	ER	BB	SO	2B	3B	HR	BF	B/Avg	WP	HBP	BK	SFA	SHA
2013	3.86	3	1	16	5	0	0	0	0	28.0	25	13	12	11	14	4	4	0	119	.243	4	2	0	1	2
2014	1.15	4	0	25	2	1	0	4	2	54.2	34	10	7	13	28	3	3	0	212	.184	2	6	0	1	7
2015	2.97	3	1	5	5	0	0	1	0	30.1	27	10	10	8	12	4	0	3	119	.255	0	2	0	0	3
TOTAL	2.29	10	2	47	12	1	0	5	2	114.0	86	33	29	32	55	11	7	3	453	.217	6	10	0	2	12

#1 Tres Barrera C | 6-0 | 211 | R/R | So.

- BIG12: Ranks tied for sixth in the Big 12 in on-base percentage (.444), sixth in slugging percentage (.568) and is tied for fifth in home runs (4)
- Leads the team with four home runs, on-base percentage (.444) and is second in walks (18) and runs scored (19)
- Second on the team in slugging percentage (.568), total bases (50), tied for second in triples (2) and third in RBIs (17)
- K-STATE SERIES: 4-for-11 with two doubles, two RBIs and two runs scored (3/21-22)
- STANFORD SERIES: 5-for-14 with a home run, a double, two runs scored, three RBIs and four walks in the four-game set (3/5-3/8)
- MINNESOTA SERIES: 5-for-15 with five runs scored, two doubles, a triple, three walks and an RBI in the four games (2/20-2/22)
- Was 2-for-3 with a walk, a triple, two RBIs and a run scored vs. UT Arlington on March 17
- Went 5-for-6 with a home run, a double and six RBIs against UTSA (2/17)
- IN 2014: Named a second team freshman All-American by Baseball America and Perfect Game and named to the Big 12 All-Freshman team
- IN 2014: Won the 2014 College Home Run Derby by blasting 41 home runs in the competition
- IN 2014: Played in 65 games, starting 63 ... hit .261 on the year while ranking second on the team in home runs (5) and tied for second in RBIs (35) and doubles (13)

Career Highs**Hits:** 5, vs. UTSA (2/17/15)**Runs Batted In:** 9, 6 vs. UTSA (2/17/15)**Runs Scored:** 2, 12 times, last vs. UIW (3/10/15)**Walks:** 2, eight times, last at Stanford (3/8/15)**Doubles:** 2, twice, last vs. Baylor (4/5/14)**Triples:** 1, four times, last vs. Minnesota (2/21/15)**Home Runs:** 2, at Kansas State (5/18/14)**Total Bases:** 9, vs UTSA (2/17/15)**Stolen Bases:** -**#4 Collin Shaw OF | 6-0 | 199 | L/L | Sr.**

- NCAA: Tied for third in the nation with 13 doubles
- BIG12: Leads the Big 12 in doubles (13), tied for second in RBIs (22) and is eighth in total bases (49)
- Leads the team in doubles (13) and RBIs (22)
- Tied for second on the team with 28 hits and third in total bases (49)
- Has the third most multi-hit games on the team (7), and leads the squad with seven multi-RBI outings.
- RUNNERS IN SCORING POSITION: .364 (12-for-33)
- TWO-OUTS: 9-for-29 (.310) with seven RBIs
- WEST VIRGINIA: hit .364 (4-for-11) with a home run, a double, a walk, three RBIs and two runs scored (3/13-15)
- 2-for-3 with a run scored, an RBI double and a sacrifice fly vs. West Virginia (3/15)
- Launched his second homer (two-run bomb) of the year against Kansas State (3/22)
- Crushed his first career home run March 14 vs. West Virginia
- Smashed two doubles and a triple with two RBIs and a run scored against Minnesota (2/20)
- IN 2014: Named to the Houston All-Regional Team and Academic All-Big 12 second team
- IN 2014: Played in 61 games with 56 starts in right field while hitting .264 and stealing 13 bases on 19 attempts
- IN 2014: Was second on the team with 12 sacrifice bunts and five sac flies, and also provided great defense with a number of diving, highlight-reel catches and had four outfield assists

Career Highs**Hits:** 3, three times, last vs. Minnesota (2/20/15)**Runs Batted In:** 3, twice, last vs. Minnesota (2/21/15)**Runs Scored:** 2, five times, last at Kansas State (5/16/14)**Walks:** 3, vs. Baylor (4/6/14)**Doubles:** 2, three times, last vs. Minnesota (2/21/15)**Triples:** 1, three times, last vs. Minnesota (2/20/15)**Home Runs:** 1, twice, last vs. Kansas State (3/22/15)**Total Bases:** 7, vs. Minnesota (2/20/15)**Stolen Bases:** 2, last vs. Texas Tech (5/21/14)**#7 Michael Cantu C | 6-3 | 237 | R/R | Fr.**

- BIG12: Co-Big 12 Newcomer of the Week Honors for February 16-22, hitting .375 (6-for-16) for the week, and also tied for the team lead with seven RBIs while adding six runs and a pair of doubles, and drew a team-high six walks to have a team-best .545 on-base percentage during that span
- BIG12: Third in the conference in walks (19) and eighth in on-base percentage (.441)
- Leads the team in walks (19), is second in on-base percentage (.441), fourth in runs scored (15) and is third batting average (.297)
- RUNNERS IN SCORING POSITION: 10-for-26 (.385)
- LEADING OFF: Reaching base 50.0% of the time as the leadoff man in an inning (11 of 22)
- STANFORD SERIES: .357 (5-for-14) in a four-game series, with a double, five runs scored, an RBI and four walks (3/5-3/8)
- Hit his first career home run against Texas State (3/24)
- 3-for-4 with a double, two RBIs, a run scored and a walk vs. West Virginia (3/14)
- 3-for-3 with two walks, two runs scored, two doubles and five RBIs against Minnesota (2/20)
- Scored three runs and had two hits and two walks against UTSA (2/17)

Career Highs**Hits:** 3, twice, last vs. West Virginia (3/14)**Runs Batted In:** 5, vs. Minnesota (2/20)**Runs Scored:** 3, twice, last at Stanford (3/8)**Walks:** 3, vs. West Virginia (3/13)**Doubles:** 2, vs. Minnesota (2/20)**Triples:** -**Home Runs:** 1, at Texas State (3/24)**Total Bases:** 5, vs. Minnesota (2/20)**Stolen Bases:** -**#8 Brooks Marlow 2B | 5-9 | 184 | L/R | Sr.**

- Tied for second on the team in home runs (3)
- TWO OUTS: 12-for-34 (.354) with six RBIs
- KSTATE SERIES: 5-for-11 (.455)
- 2-for-5 with a double, a home run and an additional run scored against West Virginia (3/13)
- Scored two runs and launched his second home run of the season against Incarnate Word (3/10)
- 2-for-5 with a double and a career-high four RBIs vs. Minnesota (2/22)
- Had two hits, including a solo home run, in game two of the doubleheader against Minnesota (2/21)
- IN 2014: Named to the All-Big 12 second team and was named to the Houston All-Regional Team
- IN 2014: Started all 67 games at second base and won the Rawlings Gold Glove at his position
- IN 2014: Hit .268 with a .383 on-base percentage which was second on the team, and drew 47 walks which was tied for the second most in the Big 12

Career Highs**Hits:** 4, three times, last vs. Rice (5/31/14)**Runs Batted In:** 4, vs. Minnesota (2/22/15)**Runs Scored:** 3, three times, last at Rice (4/1/14)**Walks:** 3, twice, last vs. Oklahoma State (5/24/14)**Doubles:** 2, four times, last vs. Baylor (4/4/14)**Triples:** 1, eight times, last vs. Vanderbilt (6/20/14)**Home Runs:** 2, vs. Duke (2/18/12)**Total Bases:** 9, at Texas Tech (3/28/14)**Stolen Bases:** 1, seven times, last at Kansas State (5/18/14)

#9 C.J Hinojosa INF | 5-9 | 179 | R/R | Jr.

- TWO-OUTS: .400 (12-for-30) with 10 RBIs
- LEADING OFF: Reaching base 42.9% of time as the leadoff man in an inning
- Launched a go-ahead, three-run homer in the top of the eighth against Texas State with two outs (3/24)
- Had three hits, including two, two out RBI singles, and scored a run vs. UT Arlington (3/17)
- Smashed an RBI triple and his first home run of the year vs. West Virginia (3/13)
- 3-for-5 with a double, two runs scored and an RBI against UTSA (2/17)
- Game-tying two-out RBI single in the top of the seventh inning against Rice (2/15)
- IN 2014: Named to the College World Series All-Tournament Team and the Academic All-Big 12 second team
- IN 2014: Started all 67 games at shortstop and finished second on the team with a .298 batting average
- IN 2014: Ranked second on the team with 21 multiple-hit games and nine multiple-RBI games, tied for second with 13 doubles and 35 RBIs and led the team with 16 sacrifice bunts which ranked 17th nationally

Career Highs

Hits: 3, 11 times, last vs. UT Arlington (3/17/15)
Runs Batted In: 3, four times, last at Texas State (3/24/15)
Runs Scored: 2, 10 times, last vs. Minnesota (2/20/15)
Walks: 3, vs. Columbia (3/22/14)
Doubles: 2, at TCU (5/17/13)
Triples: 1, two times, last vs. Texas Southern (5/11/13)
Home Runs: 1, six times, last at Texas State (3/24/15)
Total Bases: 5, four times, last at Oklahoma (4/11/14)
Stolen Bases: 1, 10 times, last vs. Minnesota (2/22)

#14 Ben Johnson OF | 6-0 | 191 | R/R | Jr.

- NCAA: Tied for sixth in the country in hits (42) and tied for 10th in total bases (67)
- BIG12: Leads the Big 12 in batting average (.393), hits (42), and total bases (67); tied for third in runs with 20
- Leads the team in batting average (.393), hits (42), slugging percentage (.626), runs (20) and total bases (67), and is second in RBIs (19)
- Began the season on a 10-game hit streak
- Has had multiple hits in 14 of the first 25 games, and three or more hits in five
- TWO-OUTS: 10-for-24 (.417) with eight RBIs
- RUNNERS IN SCORING POSITION: 11-for-28 (.393)
- K-STATE SERIES: Blasted four extra base hits (three doubles and a triple) (4-for-12) with three RBIs and three runs scored (3/21-22)
- WEST VIRGINIA: 5-for-13 (.385) with a double, a triple, a run scored and an RBI (3/13-15)
- STANFORD SERIES: 8-for-17 with two home runs, a triple, five RBIs, five runs scored, two hit by pitches and a walk in the four-game set at Stanford (3/5-3/8)
- MINNESOTA SERIES: hit .500 (9-for-18) in a four-game set with a double, a triple, an RBI, two runs scored and two stolen bases (2/20-2/22)
- RICE SERIES: 8-for-18 with a home run, five RBIs and five runs scored in the week-end series vs. Rice (2/13-2/15)
- Had a career-high five hits (5-for-5), including a triple, two runs scored and two RBIs at Stanford (3/8)
- Had a 4-for-5 game, along with a three-run home run and three runs scored vs. Rice (2/14)
- IN 2014: Honorable mention All-Big 12 and first team Academic All-Big 12 selection
- IN 2014: Started all 67 games in the outfield (62 in LF, 5 in RF), and led the team and ranked tied for second in the Big 12 with 21 stolen bases (on 21 attempts)
- IN 2014: Hit .263 with a team-high six home runs, had 33 RBIs, 11 doubles, three triples and scored a team-high 46 runs

Career Highs

Hits: 5, at Stanford (3/8/15)
Runs Batted In: 3, five times, last at Stanford (3/5/15)
Runs Scored: 4, vs. UT Arlington (4/15/14)
Walks: 3, vs. UTPA (4/16/13)
Doubles: 2, twice, last vs. Kansas State (3/22/15)
Triples: 1, eight times, last vs. Kansas State (3/21/15)
Home Runs: 2, at Stanford (3/5/15)
Total Bases: 9, at Stanford (3/5/15)
Stolen Bases: 3, vs. PVAM (4/29/14)

#17 Bret Boswell INF | 5-11 | 177 | L/R | r-Fr.

- BIG12: Second on the team and tied for fourth in the league with eight doubles
- Second on the team with eight multi-hit games this season, and tied for third with four multi-RBI games
- Had the second longest reached base streak on the team this season, reaching in the first 12 games
- LEADING OFF: Reaching base 52.4% of time as the leadoff man in an inning (11 of 21)
- K-STATE SERIES: Hit .500 (4-for-8) with a double, two walks, a hit by pitch, an RBI and two runs scored (3/21-22)
- MINNESOTA SERIES: hit .400 (6-for-15) for the series with four runs scored, three RBIs, three doubles and two walks (2/20-2/22)
- Went 2-for-2 with a two walks, a double and a run scored vs. Kansas State in game one of the double-header on March 21 ... the run scored came after smacking a leadoff double in the bottom of the eighth inning to spark a come from behind 5-3 victory
- Mashed two doubles, drove in two runs and scored twice vs. Incarnate Word (3/10)
- Went 3-for-5 with a double, run scored and two RBIs, including a walk-off RBI single, in a 5-4 win over UTPA (2/25)
- Was 2-for-4 with a run scored, an RBI and two doubles vs. Minnesota (2/21)
- IN 2014: Missed the season due to injury

Career Highs

Hits: 3, vs. UTPA (2/25)
Runs Batted In: 2, four times, last vs. UIW (3/10)
Runs Scored: 2, three times, last vs. UIW (3/10)
Walks: 2, three times, last vs. Kansas State (3/21)
Doubles: 2, twice, last vs. UIW (3/10)
Triples: -
Home Runs: -
Total Bases: 4, four times, last vs. UIW (3/10)
Stolen Bases: -

#40 Taylor Stell OF | 6-4 | 202 | R/R | r-Jr.

- TWO OUT RBI: Six of seven RBIs have come with two outs
- 2-for-3 with a run scored and an RBI double against West Virginia (3/14)
- Had a hit, two RBIs, a run scored and a walk at Stanford (3/8)
- Hit his first career home run (3/6) at Stanford, a three-run shot
- Missed the season due to injury

Career Highs

Hits: 3, vs. Texas Southern (5/11/13)
Runs Batted In: 3, at Stanford (3/6/15)
Runs Scored: 3, vs. Cal (3/30/12)
Walks: 2, vs. UTPA (3/28/12)
Doubles: 2, vs. Texas Southern (5/11/13)
Triples: 1, vs. California (3/30/12)
Home Runs: 1, at Stanford (3/6/15)
Total Bases: 5, vs. Texas Southern (5/11/13)
Stolen Bases: 2, vs. Cal (3/30/12)

#50 Zane Gurwitz OF | 5-8 | 175 | R/R | So.

- Crushed a triple and an inside-the-park home run at Texas State (3/24)
- Blasted his first home run of the season in a 1-for-3, two RBI and two walk effort against Stanford (3/8)
- 1-for-2 game with a walk and two runs scored vs. West Virginia (3/15)
- Hit a game-tying RBI single in the bottom of the eighth inning against UTPA (2/25)
- Had an RBI triple and scored a run vs. Minnesota (2/22)
- IN 2014: A member of the Big 12 All-Freshman team
- IN 2014: Played in 61 games with 59 starts (48 at third base, 5 in left field, six in right field)
- IN 2014: Finished third on the team with a .284 batting average, recorded 10 doubles, a triple and two home runs and went 9-for-9 on stolen bases

Career Highs

Hits: 4, at Texas Tech (3/29/14)
Runs Batted In: 3, twice, last at Kansas State (5/18/14)
Runs Scored: 3, vs. UT Arlington (4/15/14)
Walks: 3, at Stanford (3/5/15)
Doubles: 2, twice, last at Oklahoma (4/13/14)
Triples: 1, twice, last at Texas State (3/24/15)
Home Runs: 1, four times, last at Texas State (3/24/15)
Total Bases: 7, at Texas State (3/24/15)
Stolen Bases: 2, at Texas Tech (3/29/14)

2015 Texas Longhorns Baseball
Overall Statistics for Texas (as of Mar 24, 2015)
(All games Sorted by Batting avg)

Record: 17-8 Home: 12-3 Away: 5-5 Big 12: 5-1

Player	avg	gp-gs	ab	r	h	2b	3b	hr	rbi	tb	slg%	bb	hp	so	gdp	ob%	sf	sh	sb-att	po	a	e	fld%
14 Johnson, Ben	.393	25-25	107	20	42	6	5	3	19	67	.626	5	4	13	0	.436	1	2	2-4	32	4	2	.947
1 Barrera, Tres	.318	25-25	88	19	28	6	2	4	17	50	.568	18	2	13	1	.444	0	1	0-0	188	14	0	1.000
7 Cantu, Michael	.297	23-23	74	15	22	5	0	1	16	30	.405	19	0	18	3	.441	0	2	0-0	150	19	1	.994
8 Marlow, Brooks	.281	25-25	96	12	27	4	0	3	9	40	.417	10	0	17	0	.349	0	4	0-0	36	88	2	.984
4 Shaw, Collin	.280	25-25	100	10	28	13	1	2	22	49	.490	4	6	27	4	.342	1	5	1-6	47	2	3	.942
17 Boswell, Bret	.278	25-25	90	16	25	8	0	0	11	33	.367	13	3	23	1	.387	0	1	0-0	21	51	4	.947
9 Hinojosa, C.J	.228	25-24	92	14	21	4	1	2	14	33	.359	15	2	11	4	.342	2	1	4-6	50	75	4	.969
50 Gurwitz, Zane	.214	24-24	70	14	15	2	2	2	9	27	.386	15	1	14	1	.360	0	9	1-3	58	2	0	1.000

12 Baker, Joe	.300	8-3	10	3	3	0	0	0	2	3	.300	3	2	4	0	.533	0	0	1-1	0	0	0	.000
32 McCann, Michael	.267	4-3	15	2	4	2	0	0	1	6	.400	0	0	6	0	.267	0	0	0-0	0	0	0	.000
40 Stell, Taylor	.161	12-9	31	7	5	1	0	1	7	9	.290	3	0	7	0	.229	1	2	0-0	6	0	0	1.000
42 Clemens, Kacy	.100	6-4	10	2	1	0	0	0	0	1	.100	2	1	3	0	.308	0	1	0-0	37	8	0	1.000
33 Mathis, Patrick	.000	9-4	14	3	0	0	0	0	0	0	.000	2	0	6	0	.125	0	0	1-1	0	0	0	.000
6 Macalla, Connor	.000	6-3	10	0	0	0	0	0	1	0	.000	3	0	1	0	.214	1	0	0-0	0	0	0	.000
11 Jones, Travis	.000	6-2	9	1	0	0	0	0	0	0	.000	0	1	6	0	.100	0	0	0-0	34	1	1	.972
51 McKenzie, Jake	.000	1-1	2	1	0	0	0	0	0	0	.000	1	0	1	0	.333	0	0	0-0	1	2	0	1.000
Totals	.270	25	818	139	221	51	11	18	128	348	.425	113	22	170	14	.371	6	28	10-21	668	303	23	.977
Opponents	.235	25	803	78	189	25	4	6	70	240	.299	74	21	140	19	.315	4	25	17-25	649	238	27	.970

LOB - Team (199), Opp (181). DPs turned - Team (27), Opp (20).

(All games Sorted by Earned run avg)

Player	era	w-l	app	gs	cg	sho	sv	ip	h	r	er	bb	so	2b	3b	hr	b/avg	wp	hp	bk	sfa	sha
24 French, Parker	1.69	2-1	6	6	0	0/0	0	37.1	32	12	7	11	20	8	1	0	.242	1	4	0	2	5
31 Hollingsworth, Chad	2.97	3-1	5	5	0	0/1	0	30.1	27	10	10	8	12	4	0	3	.255	0	2	0	0	3
42 Clemens, Kacy	4.68	2-1	6	5	0	0/1	0	25.0	20	13	13	13	11	2	1	1	.225	1	3	0	0	2

51 McKenzie, Jake	0.00	0-0	6	0	0	0/0	0	9.1	4	0	0	3	9	0	0	0	.129	1	2	0	0	0
5 McGuire, Andy	0.00	0-0	3	0	0	0/1	0	3.0	3	0	0	1	2	0	0	0	.250	0	1	0	0	0
19 Mayes, Connor	0.84	1-0	11	2	0	0/1	1	21.1	14	3	2	4	21	2	0	0	.189	0	2	0	1	2
29 Malmin, Jon	0.87	0-0	5	0	0	0/0	1	10.1	9	3	1	4	7	0	0	0	.220	0	0	0	1	0
27 Duke, Travis	1.64	1-0	9	0	0	0/1	0	11.0	12	2	2	0	1	0	1	0	.293	0	2	0	0	2
53 Bellow, Kirby	1.86	2-1	13	0	0	0/1	3	19.1	13	5	4	2	17	3	0	0	.194	0	0	0	0	2
38 Culbreth, Ty	2.92	3-2	11	0	0	0/1	3	12.1	13	5	4	7	11	0	1	0	.283	1	0	0	0	4
34 Johnston, Kyle	3.09	0-1	10	0	0	0/1	1	11.2	9	4	4	8	8	1	0	1	.209	0	0	0	0	0
13 Schimpf, Tyler	3.60	1-0	5	1	0	0/1	0	5.0	4	2	2	3	4	0	0	0	.222	1	1	1	0	1
30 Sawyer, Josh	5.01	2-1	6	6	0	0/1	0	23.1	24	15	13	9	14	4	0	1	.270	0	3	3	0	3
48 Marlow, Ty	10.80	0-0	3	0	0	0/0	0	3.1	5	4	4	1	3	1	0	0	.357	0	1	0	0	1
Totals	2.67	17-8	25	25	0	3/3	9	222.2	189	78	66	74	140	25	4	6	.235	5	21	4	4	25
Opponents	4.95	8-17	25	25	0	0/0	5	216.1	221	139	119	113	170	51	11	18	.270	20	22	1	6	28

PB - Team (7), Cantu 4, Barrera 3, Opp (5). Pickoffs - Team (0), Opp (9).

2015 Texas Longhorns Baseball
Overall Statistics for Texas (as of Mar 26, 2015)
(Non-Big 12 games only Sorted by Batting avg)

Record: 12-7 Home: 7-2 Away: 5-5 Big 12: 0-0

Player	avg	gp-gs	ab	r	h	2b	3b	hr	rbi	tb	slg%	bb	hp	so	gdp	ob%	sf	sh	sb-att	po	a	e	fld%
14 Johnson, Ben	.402	19-19	82	16	33	2	3	3	15	50	.610	4	4	11	0	.451	1	1	2-3	24	3	2	.931
1 Barrera, Tres	.348	19-19	66	16	23	4	2	4	15	43	.652	17	1	11	0	.488	0	1	0-0	145	12	0	1.000
7 Cantu, Michael	.310	17-17	58	14	18	3	0	1	12	24	.414	13	0	13	1	.437	0	1	0-0	109	15	1	.992
4 Shaw, Collin	.286	19-19	77	7	22	12	1	0	16	36	.468	3	5	23	3	.353	0	4	1-4	36	2	2	.950
17 Boswell, Bret	.261	19-19	69	13	18	7	0	0	10	25	.362	10	2	20	1	.370	0	1	0-0	17	37	1	.982
8 Marlow, Brooks	.254	19-19	71	9	18	3	0	2	7	27	.380	10	0	14	0	.346	0	4	0-0	27	66	2	.979
9 Hinojosa, C.J	.246	19-18	69	11	17	3	0	1	11	23	.333	11	2	10	4	.357	2	1	3-4	38	48	3	.966
50 Gurwitz, Zane	.232	18-18	56	10	13	2	2	2	8	25	.446	13	1	13	1	.386	0	4	1-3	48	2	0	1.000

12 Baker, Joe	.300	8-3	10	3	3	0	0	0	2	3	.300	3	2	4	0	.533	0	0	1-1	0	0	0	.000
32 McCann, Michael	.267	4-3	15	2	4	2	0	0	1	6	.400	0	0	6	0	.267	0	0	0-0	0	0	0	.000
40 Stell, Taylor	.080	9-7	25	5	2	0	0	1	6	5	.200	3	0	7	0	.172	1	2	0-0	6	0	0	1.000
33 Mathis, Patrick	.000	7-4	14	2	0	0	0	0	0	0	.000	2	0	6	0	.125	0	0	1-1	0	0	0	.000
11 Jones, Travis	.000	5-2	9	1	0	0	0	0	0	0	.000	0	1	6	0	.100	0	0	0-0	32	1	1	.971
6 Macalla, Connor	.000	3-2	5	0	0	0	0	0	0	0	.000	2	0	0	0	.286	0	0	0-0	0	0	0	.000
42 Clemens, Kacy	.000	2-1	2	0	0	0	0	0	0	0	.000	0	0	0	0	.000	0	0	0-0	10	3	0	1.000
51 McKenzie, Jake	.000	1-1	2	1	0	0	0	0	0	0	.000	1	0	1	0	.333	0	0	0-0	1	2	0	1.000
Totals	.271	19	630	110	171	38	8	14	103	267	.424	92	18	145	10	.378	4	19	9-16	500	219	16	.978
Opponents	.243	19	610	62	148	21	3	5	57	190	.311	61	17	102	11	.327	4	17	14-19	494	180	17	.975

LOB - Team (159), Opp (147). DPs turned - Team (19), Opp (13).

(Non-Big 12 games only Sorted by Earned run avg)

Player	era	w-l	app	gs	cg	sho	sv	ip	h	r	er	bb	so	2b	3b	hr	b/avg	wp	hp	bk	sfa	sha
24 French, Parker	1.61	2-1	4	4	0	0/0	0	22.1	18	6	4	8	9	6	0	0	.228	1	4	0	2	1
30 Sawyer, Josh	3.38	2-1	5	5	0	0/1	0	21.1	19	9	8	7	11	4	0	1	.241	0	2	2	0	2
42 Clemens, Kacy	5.40	1-1	5	4	0	0/1	0	20.0	18	12	12	10	10	2	1	1	.240	1	3	0	0	1

51 McKenzie, Jake	0.00	0-0	6	0	0	0/0	0	9.1	4	0	0	3	9	0	0	0	.129	1	2	0	0	0
5 McGuire, Andy	0.00	0-0	3	0	0	0/1	0	3.0	3	0	0	1	2	0	0	0	.250	0	1	0	0	0
29 Malmin, Jon	0.87	0-0	5	0	0	0/0	1	10.1	9	3	1	4	7	0	0	0	.220	0	0	0	1	0
19 Mayes, Connor	1.50	1-0	8	2	0	0/1	0	12.0	10	3	2	3	9	1	0	0	.233	0	1	0	1	1
27 Duke, Travis	1.86	1-0	8	0	0	0/1	0	9.2	12	2	2	0	1	0	1	0	.324	0	1	0	0	2
53 Bellow, Kirby	2.45	0-1	10	0	0	0/1	2	14.2	13	5	4	2	14	3	0	0	.245	0	0	0	0	2
38 Culbreth, Ty	2.70	3-1	9	0	0	0/1	2	10.0	10	4	3	6	11	0	1	0	.278	1	0	0	0	4
13 Schimpf, Tyler	3.60	1-0	5	1	0	0/1	0	5.0	4	2	2	3	4	0	0	0	.222	1	1	1	0	1
34 Johnston, Kyle	3.72	0-1	8	0	0	0/1	1	9.2	7	4	4	7	5	1	0	1	.200	0	0	0	0	0
31 Hollingsworth, Chad	4.50	1-1	3	3	0	0/1	0	16.0	16	8	8	6	7	3	0	2	.281	0	1	0	0	2
48 Marlow, Ty	10.80	0-0	3	0	0	0/0	0	3.1	5	4	4	1	3	1	0	0	.357	0	1	0	0	1
Totals	2.92	12-7	19	19	0	3/3	6	166.2	148	62	54	61	102	21	3	5	.243	5	17	3	4	17
Opponents	5.14	7-12	19	19	0	0/0	5	164.2	171	110	94	92	145	38	8	14	.271	16	18	1	4	19

PB - Team (5), Cantu 3, Barrera 2, Opp (4). Pickoffs - Team (0), Opp (5).

2015 Texas Longhorns Baseball
Games Summary for Texas (as of Mar 25, 2015)
(All games)

Score by innings	1	2	3	4	5	6	7	8	9	EX	Total
Texas	18	18	13	5	15	9	23	25	11	2	139
Opponents	14	10	11	8	8	10	3	1	11	2	78

Record when ...

Overall	17-8	After 6 leading	11-0
Conference	5-1 trailing	4-6
Non-Conference	12-7 tied	2-2
Home games	12-3	After 7 leading	12-0
Away games	5-5 trailing	3-4
Neutral site	0-0 tied	2-3
Day games	8-5	After 8 leading	14-0
Night games	9-3 trailing	0-4
vs Left starter	1-3 tied	3-3
vs Right starter	16-5		
1-Run games	3-4	Hit 0 home runs	10-3
2-Run games	5-2	... 1 home run	3-4
5+Run games	8-1	... 2+ home runs	4-1
Extra innings	2-2		
Shutouts	3-0	Opponent 0 home runs	15-6
	 1 home run	1-1
Scoring 0-2 runs	0-3 2+ HRs	1-1
..... 3-5 runs	10-3		
..... 6-9 runs	4-2	Made 0 errors	7-3
..... 10+ runs	3-0 1 error	5-4
	 2+ errors	5-1
Opponent 0-2 runs	11-0		
..... 3-5 runs	6-4	Opp. made 0 errors	5-2
..... 6-9 runs	0-3 1 error	8-3
..... 10+ runs	0-1 2+ errors	4-3
Scored in 1st inning	9-2	Out-hit opponent	12-1
Opp. scored in 1st	4-3	Out-hit by opponent	3-7
Scores first	11-3	Hits are tied	2-0
Opp. scores first	6-5		

Record when team scores:

Runs	0	1	2	3	4	5	6	7	8	9	10+
W-L	0-0	0-2	0-1	3-1	2-1	5-1	2-1	1-0	1-0	0-1	3-0

Record when opponent scores:

Runs	0	1	2	3	4	5	6	7	8	9	10+
W-L	3-0	6-0	2-0	3-1	3-0	0-3	0-2	0-1	0-0	0-0	0-1

Record when leading after:

Inn.	1	2	3	4	5	6	7	8
W-L	9-1	9-1	9-1	10-1	11-1	11-0	12-0	14-0

Record when trailing after:

Inn.	1	2	3	4	5	6	7	8
W-L	3-3	4-5	3-6	3-6	3-6	4-6	3-4	0-4

Record when tied after:

Inn.	1	2	3	4	5	6	7	8
W-L	5-4	4-2	5-1	4-1	3-1	2-2	2-3	3-3

Current winning streak: 4

Longest winning streak: 7

Longest losing streak: 4

Home attendance : 64343 (12 dates avg = 5361)

Away attendance : 31043 (10 dates avg = 3104)

Total attendance: 95386 (22 dates avg = 4335)

2015 Texas Longhorns Baseball
Miscellaneous Stats for Texas (as of Mar 25, 2015)
(All games)

Multiple Hit Games	2	3	4	5+	Total
14 Johnson, Ben	9	2	2	1	14
17 Boswell, Bret	6	2	-	-	8
4 Shaw, Collin	5	2	-	-	7
8 Marlow, Brooks	7	-	-	-	7
1 Barrera, Tres	4	1	-	1	6
7 Cantu, Michael	3	2	-	-	5
9 Hinojosa, C.J	2	2	-	-	4
50 Gurwitz, Zane	3	-	-	-	3
40 Stell, Taylor	1	-	-	-	1
32 McCann, Michael	1	-	-	-	1
TEAM	41	11	2	2	56

Multiple RBI Games	2	3	4	5+	Total
4 Shaw, Collin	6	1	-	-	7
14 Johnson, Ben	2	3	-	-	5
1 Barrera, Tres	3	-	-	1	4
17 Boswell, Bret	4	-	-	-	4
7 Cantu, Michael	2	-	-	1	3
9 Hinojosa, C.J	2	1	-	-	3
40 Stell, Taylor	1	1	-	-	2
8 Marlow, Brooks	-	-	1	-	1
50 Gurwitz, Zane	1	-	-	-	1
TEAM	21	6	1	2	30

Hitting Streaks	Longest	Current
8 Marlow, Brooks	11	-
14 Johnson, Ben	10	-
4 Shaw, Collin	9	-
1 Barrera, Tres	6	-
17 Boswell, Bret	6	-
7 Cantu, Michael	6	1
9 Hinojosa, C.J	5	3
32 McCann, Michael	3	-
40 Stell, Taylor	2	-
12 Baker, Joe	2	1
50 Gurwitz, Zane	2	1
42 Clemens, Kacy	1	-

Reached Base Streaks	Longest	Current
1 Barrera, Tres	17	7
17 Boswell, Bret	12	-
8 Marlow, Brooks	12	-
14 Johnson, Ben	11	11
4 Shaw, Collin	9	-
9 Hinojosa, C.J	9	5
7 Cantu, Michael	8	2
50 Gurwitz, Zane	7	3
32 McCann, Michael	3	-
12 Baker, Joe	3	3
40 Stell, Taylor	2	-
42 Clemens, Kacy	2	-
6 Macalla, Connor	2	2
11 Jones, Travis	1	-
51 McKenzie, Jake	1	1
33 Mathis, Patrick	1	-



2015 University of Texas Baseball Roster



No.	Name	Pos.	B/T	Ht.	Wt.	Class	Hometown (High School/Previous School)
1	Tres Barrera	C/1B	R/R	6-0	211	So.	Eagle Pass, Texas (Mission Sharyland HS)
2	Kaleb Denny	OF	R/R	6-1	201	Fr.	Atascocita, Texas (Barbers Hill HS)
4	Collin Shaw	OF	L/L	6-0	199	Sr.	Austin, Texas (Westlake HS)
5	Andy McGuire	RHP/INF	R/R	6-0	200	So.	Oakton, Va. (James Madison HS)
6	Connor Macalla	INF	L/R	6-0	180	r-Fr.	Houston, Texas (Langham Creek HS)
7	Michael Cantu	C/1B	R/R	6-3	237	Fr.	Corpus Christi, Texas (Moody HS)
8	Brooks Marlow	INF	L/R	5-9	184	Sr.	Giddings, Texas (Giddings HS)
9	C.J. Hinojosa	INF	R/R	5-9	179	Jr.	Spring, Texas (Klein Collins HS)
11	Travis Jones	INF	R/R	6-3	200	Fr.	Humble, Texas (Atascocita HS)
12	Joe Baker	INF	R/R	5-9	188	Fr.	McKinney, Texas (McKinney HS)
13	Tyler Schimpf	RHP	R/R	6-4	207	Fr.	Sacramento, Calif. (Capital Christian HS)
14	Ben Johnson	OF	R/R	6-0	191	Jr.	Austin, Texas (Westwood HS)
17	Bret Boswell	INF	L/R	6-0	190	r-Fr.	Rockwall, Texas (Rockwall-Heath HS)
19	Connor Mayes	RHP	R/R	6-2	200	Fr.	Austin, Texas (Lake Travis HS)
24	Parker French	RHP	L/R	6-2	218	Sr.	Dripping Springs, Texas (Dripping Springs HS)
27	Travis Duke	LHP	L/L	6-3	210	Jr.	Pearland, Texas (Dawson HS)
29	Jon Malmin	LHP	L/L	6-0	180	So.	Troy, Texas (Troy HS)
30	Josh Sawyer	LHP	L/L	6-2	190	So.	San Angelo, Texas (San Angelo Central HS)
31	Chad Hollingsworth	RHP	R/R	6-2	210	Jr.	Waco, Texas (Robinson HS)
32	Michael McCann	C	R/R	5-9	215	Fr.	Round Rock, Texas (Cedar Ridge HS)
33	Patrick Mathis	OF	L/L	6-0	193	Fr.	Waco, Texas (Venus HS)
34	Kyle Johnston	RHP	R/R	6-0	202	Fr.	Flower Mound, Texas (Flower Mound HS)
35	Blake Goins	RHP	R/R	5-11	205	So.	Pearland, Texas (Pearland HS)
38	Ty Culbreth	LHP	L/L	5-10	181	Jr.	Bryan, Texas (Bryan HS)
40	Taylor Stell	OF	R/R	6-4	202	r-Jr.	Dallas, Texas (Lake Highlands HS)
41	Morgan Cooper	RHP	R/R	6-4	211	So.	Jarrell, Texas (Jarrell HS)
42	Kacy Clemens	RHP/1B	L/R	6-2	212	So.	Houston, Texas (Memorial HS)
45	Grant Martin	C	R/R	5-9	167	Sr.	Burnet, Texas (Burnet HS)
46	James Barton	C	L/R	5-10	184	Jr.	Austin, Texas (Hyde Park Baptist HS)
47	Ben Kennedy	OF	L/R	5-9	195	r-Fr.	College Station, Texas (A&M Consolidated)
48	Ty Marlow	RHP	R/R	5-10	189	r-Sr.	Giddings, Texas (Giddings HS/Texas A&M/McLennan CC)
49	Parker Joe Robinson	RHP/INF	R/R	6-4	240	Fr.	Coto de Caza, Calif. (JSerra Catholic HS)
50	Zane Gurwitz	OF	R/R	5-8	175	So.	San Antonio, Texas (Churchill HS)
51	Jake McKenzie	RHP/INF	R/R	6-0	168	Fr.	Dallas, Texas (W.T. White HS)
53	Kirby Bellow	LHP	L/L	6-1	200	Sr.	Nederland, Texas (Nederland HS)

Head Coach: 16 Augie Garrido (Fresno State, 1961), 19th season

Associate Head Coach: 44 Skip Johnson (UT Pan American, 1990), 9th season

Assistant Coach: 10 Tommy Nicholson (Texas, 2006), 5th season overall (3rd as assistant coach)

Volunteer Assistant Coach: 55 Ryan Russ (Texas, 2010), 4th season

PRONUNCIATIONS

Tres Barrera _____ Tress Barrera

Augie Garrido _____ AWE gee ga REE doh

C.J. Hinojosa _____ SEE jay hen a HOE sa