

# TEXAS BASEBALL

Texas Media Relations • P.O. Box 7399 • Austin, Texas 78713  
Assistant Media Relations Director/Baseball Contact: Justin Moore • Office: (512) 232-9438  
Email: justin.moore@utexas.edu

Six-Time National Champions  
1949 • 1950 • 1975 • 1983 • 2002 • 2005

TEXAS  
LONGHORNS



11-6, 0-0 Big 12

WEST VIRGINIA  
MOUNTAINEERS



7-6, 0-0 Big 12

## THE BASICS

<b>Record</b> .....11-6 (0-0 Big 12)	<b>Record</b> .....7-6 (0-0 Big 12)
<b>Ranking</b> .....16	<b>Ranking</b> .....N/A
<b>Last Season</b> .....46-21	<b>Last Season</b> .....28-26
<b>Coach</b> .....Augie Garrido	<b>Coach</b> .....Randy Mazey
<b>Career Record (47 yrs.)</b> .....1,931-898-9 (.682)	<b>Career Record (9 yrs.)</b> .....255-218-2 (.538)
<b>Record at UT (19 yrs.)</b> .....780-374-2 (.676)	<b>Record at WVU (3 yrs.)</b> .....68-58 (.540)

## STAT COMPARISON

Texas	West Virginia
<b>OFFENSE</b>	
.278.....Batting Average.....	.271
.425.....Slugging %.....	.453
.386.....On Base %.....	.349
38.....Doubles.....	32
6.....Triples.....	2
11.....Home Runs.....	17
99.....Runs.....	79
85.....BB.....	71
8-15.....SB-Att.....	19-22

## PITCHING/DEFENSE

2.68.....ERA.....	3.85
148.0.....Innings Pitched.....	117.0
0.....Complete Games.....	0
5.....Saves.....	1
52.....Walks.....	50
87.....Strikeouts.....	98
.236.....Opponents B/Avg.....	.268
.977.....Fielding %.....	.971
15.....Errors.....	14
17.....Double Plays Turned.....	15

## INSIDE THE SERIES

<b>Series Record</b> .....	West Virginia leads 4-2
<b>In Austin</b> .....	West Virginia leads 2-1
<b>In Morgantown</b> .....	West Virginia leads 2-1
<b>Last Meeting</b> .....	West Virginia won 2 of 3 at WVU in 2014

## ON THE AIR

### TV

#### Longhorn Network (Fri/Sat)

Kevin Dunn (Play-by-Play)  
Keith Moreland (Analyst)  
Greg Swindell (Analyst)



#### Fox Sports 1 (Sunday)

Dave Barnett (Play-by-Play)  
Pat Combs (Analyst)



### RADIO

#### AM 1300 The Zone

Craig Way (Play-by-Play)  
Roger Wallace (PBP/Analyst)  
Bill Little (Analyst)



### LIVE STATS

TexasSports.com

## No. 16 TEXAS (11-6)

vs.

## West Virginia (7-6)

March 13-15, 2015

UFCU Disch-Falk Field  
(Austin, Texas)

### PROBABLE PITCHING MATCHUP

**FRI:** UT - Sr. RHP Parker French (2-1, 1.61)  
WVU - Fr. RHP Conner Dotson (0-1, 1.86)

**SAT:** UT - So. LHP Josh Sawyer (2-1, 2.95)  
WVU - Jr. LHP Ross Vance (2-1, 2.16)

**SUN:** UT - Jr. RHP Chad Hollingsworth (1-1, 4.50)  
WVU - So. RHP Chad Donato (2-2, 1.44)

### A LOOK AT THE MATCHUP

- ▶ Texas trails the all-time series with West Virginia 2-4, and is 1-2 vs. the Mountaineers in Austin.
- ▶ The squads had never met on the diamond before West Virginia joined the Big 12 in 2014, and WVU has taken two out of three in each of the series the past two seasons.

### A LOOK AT THE LONGHORNS

- ▶ The Texas baseball team ranks in the Top 25 of each major college baseball poll (NCBWA - 16; USA Today Coaches Poll - 16; Collegiate Baseball - 17; D1Baseball.com - 18; Perfect Game - 19; Baseball America - 22).
- ▶ Ben Johnson leads the Big 12 in hits (33), batting average (.440) and total bases (50), and Collin Shaw leads the league in doubles with 12 (Chart on p. 3).
- ▶ Tres Barrera has reached base safely in all 17 games this season, and has an 18-game reached base streak dating back to 2014. Barrera has an OBP of .487 for the year.
- ▶ The Longhorns' five extra base hits Tuesday vs. UIW give them 55 on the year through 17 games (3.2 a game), after having just 22 in the first 17 (1.3 a game) last season (Chart on p. 3).
- ▶ Of UT's 99 runs, 51 have come with two outs this season (51.5%) after five of Texas' seven runs scored against UIW on Tuesday came with two down in the inning. The Horns are hitting .302 (58-for-192) with two outs this season.
- ▶ In contrast, Texas is holding opponents to a .192 batting avg. (32-for-167) with two down.
- ▶ Texas has now scored 73 of its 99 runs on the year in innings where the leadoff man reaches base safely. Longhorn leadoff hitters are reaching base 40.4% of the time (59 of 146 innings).
- ▶ The Horns scored in the first inning for the eighth time this season in Tuesday's win, and are 6-2 on the year when they do so.
- ▶ UT is outscoring its opponents 44-10 from the seventh inning and is 8-0 when leading after the first six frames.

## 2015 SCHEDULE

Date	Opponent (TV)	Time/Score
Feb. 13	at Rice	W, 3-1
Feb. 14	at Rice	L, 9-10
Feb. 14	at Rice	L, 2-5
Feb. 15	at Rice	W, 4-3 (10)
Feb. 17	UT SAN ANTONIO (LHN)	W, 14-2
Feb. 20	MINNESOTA (LHN)	W, 13-2
Feb. 21	MINNESOTA (LHN)	W, 5-0
Feb. 21	MINNESOTA (LHN)	W, 5-0
Feb. 22	MINNESOTA (LHN)	W, 8-0
Feb. 25	UT-PAN AMERICAN	W, 5-4
March 1	SAN DIEGO (LHN)	L, 1-3
March 1	SAN DIEGO (LHN)	L, 1-6
March 5	at Stanford	L, 4-5
March 6	at Stanford	L, 3-5
March 7	at Stanford	W, 3-1
March 8	at Stanford	W, 12-4
March 10	INCARNATE WORD (LHN)	W, 7-1
March 13	WEST VIRGINIA * (LHN)	6 p.m.
March 14	WEST VIRGINIA * (LHN)	5 p.m.
March 15	WEST VIRGINIA * (FS1)	12:30 p.m.
March 17	vs. UT Arlington	7 p.m.
March 20	KANSAS STATE * (LHN)	6 p.m.
March 21	KANSAS STATE * (LHN)	2 p.m.
March 22	KANSAS STATE * (LHN)	1 p.m.
March 24	at Texas State	6 p.m.
March 27	at Nebraska	6:35 p.m.
March 28	at Nebraska	2:05 p.m.
March 29	at Nebraska	12:05 p.m.
March 31	TAMU-Corpus Christi (LHN)	6 p.m.
April 3	at Oklahoma State *	7 p.m.
April 4	at Oklahoma State * (ESPN3)	6:30 p.m.
April 5	at Oklahoma State * (ESPN3)	1 p.m.
April 7	WICHITA STATE (LHN)	7 p.m.
April 10	OKLAHOMA * (LHN)	7 p.m.
April 11	OKLAHOMA * (LHN)	3:30 p.m.
April 12	OKLAHOMA * (LHN)	2:30 p.m.
April 14	SAM HOUSTON STATE (LHN)	6 p.m.
April 17	at Kansas * (ESPN3)	6 p.m.
April 18	at Kansas * (ESPN3)	2 p.m.
April 19	at Kansas * (ESPN3)	1 p.m.
April 21	TEXAS STATE (LHN)	6 p.m.
April 24	at TCU *	6:30 p.m.
April 25	at TCU *	4 p.m.
April 26	at TCU *	1 p.m.
April 28	PRAIRIE VIEW A&M (LHN)	6 p.m.
May 1	TEXAS TECH * (LHN)	6 p.m.
May 2	TEXAS TECH * (LHN)	2 p.m.
May 3	TEXAS TECH * (LHN)	1 p.m.
May 5	TEXAS STATE (LHN)	6 p.m.
May 16	at Baylor *	3 p.m.
May 17	at Baylor *	1 p.m.
May 17	at Baylor *	5 p.m.
May 20-24	Big 12 Tournament (Tulsa, Okla.)	TBA

All times Central / DH Doubleheader /

\* Big 12 Conference game / S played at Globe Life Park

## WHAT'S INSIDE

Potential Lineup & Game Notes.....	2
Game Notes.....	3-7
2014 Notes.....	8
Head Coach Augie Garrido.....	9
Last Time it Happened.....	10
Pitcher Profiles.....	11-15
Hitter Profiles.....	16-17
Statistics.....	18-20
Roster.....	21

## FOLLOW TEXAS BASEBALL



@Texas\_Baseball



UTEXASBASEBALL

TexasSports.com

## Quick Facts

## UNIVERSITY AND ATHLETICS

School \_\_\_\_\_ University of Texas  
 City/Zip \_\_\_\_\_ Austin, TX 78713-7399  
 Founded \_\_\_\_\_ 1883  
 Enrollment \_\_\_\_\_ 52,076 (39,995 undergraduate)  
 Nickname \_\_\_\_\_ Longhorns  
 School Colors \_\_\_\_\_ Burnt Orange & White (Pantone 159)  
 Home Field/Capacity \_\_\_\_\_ UFCU Disch-Falk Field /7,237  
 Date Opened \_\_\_\_\_ February 17, 1975  
 Surface \_\_\_\_\_ FieldTurf  
 Dimensions \_\_\_\_\_ LF - 340, CF - 400, RF - 325,  
 \_\_\_\_\_ Alleys - 375  
 Affiliation \_\_\_\_\_ NCAA Division I  
 Conference \_\_\_\_\_ Big 12 Conference  
 President \_\_\_\_\_ William C. Powers, Jr.  
 Alma Mater/Year \_\_\_\_\_ California, 1967  
 Director of Athletics \_\_\_\_\_ Steve Patterson  
 Alma Mater/Year \_\_\_\_\_ Texas, 1980  
 Athletic Department Phone \_\_\_\_\_ (512) 471-6036  
 Ticket Office Phone \_\_\_\_\_ (512) 471-3333

## HISTORY

First Year of Baseball \_\_\_\_\_ 1895  
 All-Time Collegiate Record \_\_\_\_\_ 3,263-1,079-28 (.750)  
 All-Time Overall Record \_\_\_\_\_ 3,433-1,227-32 (.735)  
 Years in CWS/Last \_\_\_\_\_ 35/2014  
 Years in NCAA Regionals/Last \_\_\_\_\_ 56/2014

## COACHES &amp; SUPPORT STAFF

Head Coach \_\_\_\_\_ Augie Garrido  
 Alma Mater/Year \_\_\_\_\_ Fresno State, 1961  
 Record at School/Years \_\_\_\_\_ 780-374-2 (.676)/19  
 Career Record/Years \_\_\_\_\_ 1,931-898-9 (.682)/47  
 Baseball Office Phone \_\_\_\_\_ (512) 471-5732  
 Baseball Office Fax \_\_\_\_\_ (512) 471-5516  
 Assistant Coach \_\_\_\_\_ Skip Johnson  
 Alma Mater/Year \_\_\_\_\_ UT Pan American, 1990  
 Assistant Coach \_\_\_\_\_ Tommy Nicholson  
 Alma Mater/Year \_\_\_\_\_ Texas, 2006  
 Volunteer Assistant Coach \_\_\_\_\_ Ryan Russ  
 Alma Mater/Year \_\_\_\_\_ Texas, 2011  
 Director of Baseball Operations \_\_\_\_\_ Drew Bishop  
 Baseball Academic Counselor \_\_\_\_\_ Dr. Randa Ryan  
 Baseball Administrative Associate \_\_\_\_\_ Heather Vacek  
 Baseball Athletic Trainer \_\_\_\_\_ Michael West  
 Baseball Strength Coach \_\_\_\_\_ Lance Sewell  
 Baseball Equipment Manager \_\_\_\_\_ Vince Alcazar  
 Baseball Athletic Trainer \_\_\_\_\_ Michael West

## MEDIA INFORMATION

Radio Station \_\_\_\_\_ KVET (1300 AM/98.1 FM)  
 Contact/Play-By-Play \_\_\_\_\_ Craig Way  
 Address \_\_\_\_\_ 705 North Lamar, Austin, TX 78703  
 Phone \_\_\_\_\_ (512) 684-7434  
 Fax \_\_\_\_\_ (512) 473-2233  
 Web Site \_\_\_\_\_ www.TexasSports.com

## PROBABLE STARTERS


No.	Pos.	Name, Yr.	GP/GS	Avg.	AB	R	H	2B/3B	HR	RBI	SB	OPS
7	C	Michael Cantu, Fr.	15/15	.320	50	13	16	3/0	0	10	0-0	.840
1	1B	Tres Barrera, So.	17/17	.350	60	14	21	4/1	4	13	0-0	1.137
8	2B	Brooks Marlow, Sr.	17/17	.270	63	9	17	3/0	2	7	0-0	.783
17	3B	Bret Boswell, r-Fr.	17/17	.286	63	13	18	7/0	0	10	0-0	.789
9	SS	C.J. Hinojosa, Jr.	17/16	.200	60	9	12	3/0	0	6	2-3	.620
14	LF	Ben Johnson, Jr.	17/17	.440	75	15	33	2/3	3	15	2-3	1.143
50	CF	Zane Gurwitz, So.	16/16	.200	50	6	10	2/1	1	7	1-3	.705
4	RF	Collin Shaw, Sr.	17/17	.304	69	6	21	12/1	0	16	1-4	.875
40	DH	Taylor Stell, r-Jr.	8/7	.087	23	5	2	0/0	1	6	0-0	.402

## PROBABLE STARTING PITCHERS

No.	P	Name, Yr.	W-L	ERA	IP	H	R	ER	BB	K	HB/WP	WHIP	B/Avg.
24	RHP	Parker French, Sr.	2-1	1.61	22.1	18	6	4	8	9	4/1	1.16	.228
30	LHP	Josh Sawyer, So.	2-1	2.95	18.1	17	7	6	5	9	1/0	1.20	.250
31	RHP	Chad Hollingsworth, Jr.	1-1	4.50	16.0	16	8	8	6	7	1/0	1.38	.281

- ▶ Texas has four players hitting over .300: Ben Johnson (.440), Tres Barrera (.350), Michael Cantu (.320) and Collin Shaw (.304).
- ▶ The four also have on-base plus slugging percentages (OPS) higher than .800: Johnson (1.143), Barrera (1.137), Shaw (.875) and Cantu (.840). Last season, the Longhorns finished with one player over .800 (Mark Payton, .828). As a team, UT currently holds an .811 OPS (finished 2014 at .709).
- ▶ Both Johnson (March 8) and Barrera (Feb. 17) have had five-hit games this season, marking the first time two Longhorns have recorded five-hit games in the same year since 2007 (Josh Prince and Bradley Suttle, chart on p. 5).
- ▶ Johnson has recorded multiple hits in 10 of the first 17 games this season, and has had five games with three or more hits thus far (more on Johnson on p. 3).
- ▶ Parker French earned the 19th win of his career last Saturday against Stanford (March 7), lowering his season ERA to 1.61 which ranks seventh in the Big 12. French is the Big 12 active career leader in wins and innings pitched (271.0).
- ▶ The Longhorn bullpen saw its streak of not allowing an earned run end at 37 2/3 innings with the four earned runs allowed in the top of the ninth of game two of the double-header vs. San Diego (March 1). However, the relievers still hold a 1.68 ERA (13 earned runs in 69 2/3 innings) on the year (more on p. 3).
- ▶ The pitching staff tossed its third consecutive shutout Feb. 29 vs. Minnesota, which was the first time Texas has done that since March 22-24, 2002, against UTPA. Prior to that, Texas hadn't recorded three straight since 1983 vs. Dallas Baptist.
- ▶ The 31 runs scored by the Longhorns in the Minnesota series was the highest total in a four-game set since they had 34 against Dallas Baptist in 1989.
- ▶ Longhorn base runners swiped six bases Feb. 22 against Minnesota, the most since they had six steals against California on March 30, 2012.

## STARTS BY POSITION



TEXAS IN THE 2015 RANKINGS						
	PG	CB	BA	BW	CP	D1
End 2014	3	3	4	3	3	
Preseason	6	7	10	6	6	10
Feb. 16	8	12	10	9	-	10
Feb. 23	8	11	9	9	-	9
March 2	13	15	14	13	12	18
March 9	19	17	22	16	16	18
March 16	-	-	-	-	-	
March 23	-	-	-	-	-	
March 30	-	-	-	-	-	
April 6	-	-	-	-	-	
April 13	-	-	-	-	-	
April 20	-	-	-	-	-	
April 27	-	-	-	-	-	
May 4	-	-	-	-	-	
May 11	-	-	-	-	-	
May 18	-	-	-	-	-	
May 25	-	-	-	-	-	
Final	-	-	-	-	-	

PG: Perfect Game USA; CB: Collegiate Baseball Newspaper; BA: Baseball America; BW: National Collegiate Baseball Writer's Association; CP: USA Today/ESPN Coaches Poll; D1: D1Baseball.com

TEXAS' OPPONENTS IN 2015 (AS OF 3/11)	
<u>Opponent (Conference)</u>	
Rice (C-USA) .....	11-6
UT San Antonio (C-USA) .....	9-7
Minnesota (Big 10) .....	5-7
UT-Pan American (WAC) .....	8-4
San Diego (West Coast) .....	7-7
Stanford (Pac-12) .....	9-8
Incarnate Word (Southland) .....	7-10
UT Arlington (Sun Belt) .....	6-6
Texas State (Sun Belt) .....	5-9
Nebraska (Big 10) .....	8-6
Texas A&M Corpus Christi (Southland) .....	6-5
Wichita State (Missouri Valley) .....	4-10
Sam Houston State (Southland) .....	8-9
Prairie View A&M (SWAC) .....	5-9
<b>Non-Conference .....</b>	<b>98-103 (.488)</b>
West Virginia .....	7-6
Kansas State .....	8-7
Oklahoma State .....	9-6
Oklahoma .....	12-7
Kansas .....	6-11
TCU .....	11-2
Texas Tech .....	11-4
Baylor .....	6-9
<b>Big 12 Conference .....</b>	<b>70-52 (.574)</b>
<b>Overall .....</b>	<b>168-155 (.520)</b>

WEEKLY HONORS	
<b>Player .....</b>	<b>Award (Date)</b>
Michael Cantu .....	Co-Big 12 Newcomer of the Week (Feb. 23)

**2014 COMPARISON** - The 2015 Longhorn offense has posted very impressive numbers through 17 games compared to the 2014 squad that finished tied for third in the nation. The team batting average is currently 34 points higher than last season, and this year's lineup has mashed 33 more extra base hits than this time last year (including nine additional home runs). Conversely, the 2015 pitching staff has surrendered only six more extra base hits than the 2014 team in the first 17 contests (25 XBH in 2015, 19 XBH in 2014). There is a full statistical comparison through 17 games on page seven.

2014		2015
.244	<b>Avg.</b>	.278
68	<b>Runs</b>	99
127	<b>Hits</b>	156
22	<b>XBH</b>	55
2	<b>HR</b>	11
57	<b>RBI</b>	92
.338	<b>OBP</b>	.386
.307	<b>SLG</b>	.425
72	<b>BB</b>	85

**BEN AT HIS BEST** - Ben Johnson set a new career high when he had five hits (5-for-5) in the series finale against Stanford (March 8). Johnson is the second Longhorn to post a five-hit game this season (Tres Barrera 5-for-6 vs. UTSA on Feb. 17), and just the ninth UT batter to accomplish the feat since 2003 (chart on page five). Through the first 17 games, the junior left fielder is 33-for-75 (.440) with two doubles, three triples, three home runs, 15 RBIs, 15 runs scored and two stolen bases. With two outs, Johnson is hitting .476 (10-for-21) with eight RBI, including a three-run HR. Johnson leads the Big 12 (3rd in NCAA) in hits (33), batting average (.440) and total bases (50).

**BULLPEN STRENGTH** - The bullpen has tossed 69 2/3 innings this season and given up just 13 earned runs (1.68 ERA). Senior Kirby Bellow (2.03 ERA), who earned his first career save in game three of the Stanford series, leads the relievers with 13 1/3 innings pitched and eight appearances on the year. Additionally, Ty Culbreth (2.00 ERA) is tied for fourth in the Big 12 in wins and tied for third in saves (two of each), Jon Malmin has a 0.87 ERA in 10 1/3 IP and Travis Duke boasts a career ERA of 1.09 in 74 1/3 innings of work. Jake McKenzie (6 1/3 IP), Connor Mayes (5 2/3 IP in relief) and Andy McGuire (3 IP) are all yet to allow a run out of the pen.

**BIG 12 LEADERS** - Several Longhorns are at or near the top of the Big 12 in a number of categories, including Ben Johnson leading the conference in hits, batting average and total bases. Tres Barrera is in the top 10 of nearly every category, including third in the conference in both on-base percentage and slugging percentage, and Parker French currently sits seventh in ERA, tied for fourth in wins and is eighth in innings pitched.

	RBIs	TB	Hits	HR	Avg.	Runs	OBP	SLG
Barrera	13 (t-8th)	39 (t-4th)	21 (t-5th)	4 (t-4th)	.350 (9th)	14 (t-5th)	.487 (3rd)	.650 (3rd)
Cantu	10	19	16	-	.320	13 (t-10th)	.460 (7th)	.380
Johnson	15 (5th)	50 (1st)	33 (1st)	3 (t-6th)	.440 (1st)	15 (4th)	.476 (4th)	.667 (2nd)
Shaw	16 (t-2nd)	35 (8th)	21 (t-5th)	-	.304	6	.368	.507
	ERA	Wins	Saves	Opp. Avg.	IP	App.		
Bellow	2.03	-	1 (t-7th)	.250	13.1	8 (t-2nd)		
Culbreth	2.00	2 (t-4th)	2 (t-3rd)	.233	9.0	7 (t-9th)		
French	1.61 (7th)	2 (t-4th)	-	.228	22.1 (8th)	4		

**DOUBLE PLAY DUO** - Texas second baseman Brooks Marlow and shortstop C.J. Hinojosa helped Texas finish first in the Big 12 and tied for second nationally with 71 double plays in 2014. Last season, Marlow was involved in 56 of the double plays and Hinojosa 49, and Marlow has had a hand in 118 double plays in his career, which is fourth in school history. In its first 17 games in 2015, Texas has turned 17 double plays (tied for 14th in the NCAA), with Hinojosa contributing on 14 and Marlow on nine.

**FLASHING THE LEATHER** - Senior second baseman Brooks Marlow was named to the 2014 Rawlings Division I Gold Glove Team. Marlow, a four year starter at second base, fielded at a .991 clip last season and holds a .980 career fielding percentage.

**WEEKLY AWARDS** - Freshman catcher Michael Cantu was the first Longhorn award winner for 2015 after earning Big 12 Newcomer of the Week Honors (Feb. 16-22). The freshman catcher tied for the team lead with seven RBIs on the week while adding six runs and a pair of doubles, and he drew a team-high six walks to have a team-best .545 on-base percentage.



## Records at UFCU Disch-Falk Field

Season	Record	Pct.
1975	38-4	.905
1976	29-12	.707
1977	46-4	.920
1978	30-10	.750
1979	43-4	.915
1980	41-9	.820
1981	53-5-1	.907
1982	45-2	.957
1983	52-12	.812
1984	47-7	.870
1985	50-5	.909
1986	43-10	.811
1987	50-5	.909
1988	43-7	.860
1989	41-9	.820
1990	40-12	.769
1991	40-11	.784
1992	31-7	.816
1993	46-8	.852
1994	39-15	.722
1995	35-3	.921
1996	29-16	.644
1997	22-16	.579
1998	17-13-1	.565
1999	22-10	.688
2000	30-9	.769
2001	25-10	.714
2002	34-6	.850
2003	31-8	.795
2004	34-5	.872
2005	36-5	.878
2006	25-6	.806
2007	25-6	.806
2008	19-12	.613
2009	32-7-1	.813
2010	35-6	.854
2011	36-9	.800
2012	20-7	.741
2013	22-10	.688
2014	23-10	.697
2015	7-2	.778
<b>Totals</b>	<b>1,405-334-3</b>	<b>.807</b>

**NEW BASEBALL FOR 2015** - NCAA Baseball will begin using a flat-seamed ball for the 2015 season. The new balls will travel approximately 20 feet farther when hit deep into the outfield than the raised-seamed balls used in the past.

• From the NCAA: "Flat-seamed baseballs launched out of a pitching machine at averages of 95 mph, a 25-degree angle and a 1,400 rpm spin rate traveled around 387 feet compared to raised-seamed baseballs that went 367 feet. Due to variables, not every trajectory hit with a flat-seamed ball will travel exactly 20 feet farther than a raised-seamed ball, but a 20-foot average difference is an approximate representation of what can be expected."

**TEXAS DEBUTS** - Eleven players have made their collegiate debuts for Texas far this season: freshman infielder Joe Baker, redshirt freshman third baseman Bret Boswell, freshman catcher Michael Cantu, freshman pitcher Kyle Johnston, freshman first baseman Travis Jones, redshirt freshman infielder/DH Connor Macalla, freshman catcher Michael McCann, freshman pitcher/infielder Jake McKenzie, freshman outfielder Patrick Mathis, freshman pitcher Connor Mayes, freshman pitcher Tyler Schimpf ... Additionally, sophomores Kacy Clemens and Andy McGuire made their first appearances as a pitcher and sophomore Josh Sawyer made his first career start. Several of these players who made their debuts have contributed to the Longhorns success this season:

- **Joe Baker** earned his first career on Feb. 21 against Minnesota (game 1) as the designated hitter, going 1-for-2 with a walk, a hit and a run scored in the game.
  - Has reached base in 7 of 13 plate appearances thus far this season.
- **Bret Boswell** had a two-out single to extend the top of the 10th inning against Rice (Feb. 15) and set the table for the game-winning hit.
  - Had a 3-for-5 day with a double two RBIs and a run scored against UTPA (Feb. 25) that included a walk-off RBI single.
  - For the season, Boswell is second on the team in doubles (7) and tied for third in runs (13).
- **Michael Cantu** had five RBIs Feb. 20 vs. Minnesota, marking the first time a freshman has done that since Cohl Walla and Jonathan Walsh both achieved it during the 2010 season.
  - Named Big 12 Co-Newcomer of the week for the week of Feb. 16-22. Had a team-high .545 OBP for the week, and tied for the team lead with seven RBIs.
  - Is third on the team with a .320 batting average through the first 17 games, second on the squad with 13 walks and is tied for third in runs scored with 13.
- **Kyle Johnston** earned his first career save in his first inning pitched on (Feb. 15) by retiring two batters and preserving a 4-3 Texas lead.
  - In 6 2/3 frames this year, Johnston sports a 2.70 ERA.
- **Connor Mayes** tossed a scoreless eighth inning at Rice on Feb. 13 in a 3-1 Texas win in his college debut.
  - Pitched three scoreless innings vs. UTSA (Feb. 17) to earn his first collegiate win in his first-career start.
  - Holds a 1.59 ERA in 11 1/3 innings this year with eight strikeouts and has not allowed a run in relief (5 2/3 IP).
- **Michael McCann** smashed a game-winning RBI double in the top of the 10th inning on Feb. 15 to give Texas a 4-3 lead.
  - Had two hits and a run scored against UTSA (Feb. 17).
- **Jake McKenzie** drew a walk and scored a run in his first career start in the Longhorns' 4-3 win over Rice on Feb. 15.
  - Has pitch 6 1/3 innings scoreless innings on the season, allowing just two hits and three walks while striking out six.

These quick freshman contributions should not come as a surprise, as Texas' 2014 recruiting class was ranked seventh-best in the nation by Collegiate Baseball Newspaper. The Longhorns signed 10 players for the class of 2014, eight of which are from the state of Texas. Despite three of those being selected in the MLB Draft this summer (RHP Tyler Schimpf, C Michael Cantu, INF Travis Jones), all 10 players reported to campus and of the 21 players signed in the last two years, 20 have joined the Longhorns on the 40 Acres.

**HIT PARADE** - Against UTSA (Feb. 17), the Texas offense accumulated 20 base hits, a feat that has only been accomplished by the Horns five other times since 2003. It was the first time the Longhorns had 20 hits in a game in the BBCOR bat era, and marked the only time since 2003 that it had been done at UFCU Disch-Falk Field in a nine-inning game (the 20 hits against Boston College spanned 25 innings). Texas followed that performance with a 17 hit, 13 run outing on Feb. 20 against Minnesota. Their 27 runs in the those two games are the most in back-to-back games since they had 35 vs. UT Arlington and Oklahoma State on April 20th and 23rd of 2010.

## 20 Hit Games Since 2003

Date	Opponent	Hits
Feb. 17, 2015	vs. UTSA	20
May 30, 2009	vs. Boston College	20
March 20, 2008	at Texas Tech	22
June 5, 2005	vs. Arkansas	21
April 9, 2004	at Kansas State	21
March 23, 2003	at Oklahoma State	20

**INDIVIDUAL CAREER RECORDS****SACRIFICE BUNTS**

1.	Brandon Loy (2009-11)	56
2.	Mark Payton (2011-14)	40
3.	Tommy Nicholson (1998-2000)	38
4.	Nick Peoples (2004-07)	37
5.	Chance Wheelless (2004-07)	35
6.	<b>Brooks Marlow (2012-2015)</b>	<b>33</b>
	Preston Clark (2006-09)	33
8.	Travis Tucker (2007-09)	32
9.	Drew Stubbs (2004-06)	29
	Todd West (2000)	29

**GAMES STARTED**

1.	Jeff Ontiveros (1999-2002)	253
2.	Mark Payton (2011-14)	234
3.	Preston Clark (2006-09)	213
4.	Drew Stubbs (2004-06)	204
5.	Chance Wheelless (2004-07)	196
6.	Brandon Loy (2009-11)	193
7.	Tant Shepherd (2008-11)	191
	Taylor Teagarden (2003-05)	191
9.	Travis Tucker (2007-09)	189
10.	Tommy Nicholson (1998-2000)	182
	<b>Brooks Marlow (2012-2015)</b>	<b>179</b>

**DOUBLE PLAYS TURNED**

1.	Jeff Ontiveros (1999-2002)	219
2.	Chance Wheelless (2004-07)	161
3.	Tommy Nicholson (1998-2000)	131
4.	<b>Brooks Marlow (2012-15)</b>	<b>118</b>
5.	Travis Tucker (2007-09)	114
6.	Brandon Loy (2009-11)	112
7.	Seth Johnston (2002-05)	106
8.	Brandon Belt (2008-09)	105
9.	Tim Moss (2001-03)	96
10.	Tant Shepherd (2008-11)	90

Tres Barrera put himself in elite Longhorn company with his 5-for-6, six RBI performance against UTSA on Feb. 17 (chart below), as it was the first time since 2003 that a UT player had five hits and six RBIs in the same game since 2003.

**6+ RBI GAME (SINCE 2003)**

Date	Player	Opponent	RBIs
<b>Feb. 17, 2015</b>	<b>Tres Barrera</b>	<b>UTSA</b>	<b>6</b>
March.5, 2008	Brandon Belt	TAMU CC	8
April.3, 2005	Chance Wheelless	UTPA	6
June.5, 2005	Seth Johnson	Arkansas	6

**5+ HIT GAME (SINCE 2003)**

Date	Player	Opponent	Hits
<b>Feb. 17, 2014</b>	<b>Tres Barrera</b>	<b>UTSA</b>	<b>5</b>
<b>March 8, 2014</b>	<b>Ben Johnson</b>	<b>Stanford</b>	<b>5</b>
March.20, 2008	Michael Torres	Texas Tech	5
March.10, 2007	Josh Prince	Miami (Ohio)	5
Feb. 24, 2007	Bradley Suttle	Washington State	5
March.3, 2006	Nick Peoples	UNLV	5
Jan. 31, 2004	Dooley Prince	Hawaii	5
March.23, 2003	Omar Quintanilla	Oklahoma State	5
Feb. 15, 2003	Dustin Majewski	Missouri	5

**SPEED IN THE OUTFIELD** - UT has the potential for speed on the base paths, including the three starting outfielders who combined for 43 steals in 2014 (Ben Johnson - 21, Collin Shaw - 13, Zane Gurwitz - 9). Johnson not only led the squad with his 21 swiped bags, but was also not thrown out all season. Through 17 games in 2015, though, Johnson has stolen just two bags, and Shaw and Gurwitz each have one.

**EXPERIENCE AT THE PLATE** - Of the eight positional starters at the College World Series last year, Texas returned seven in 2015 (though first baseman Kacy Clemens makes the switch to pitcher). Juniors C.J Hinojosa (.298 avg. and a nine game hit streak in 2014) and Ben Johnson (.405 slg pct. & 21 SB in 2014) lead the way while sophomores Tres Barrera (5 HR & 35 RBI in 2014) and Zane Gurwitz (.284 avg. & 10 2B in 2014) are building off successful freshman campaigns. The six returners who are seeing regular playing time have helped Texas to a .278 team batting average and an average of 5.8 runs a game through the first 17 games. The team also currently has an OPS of .811 after posting a .709 OPS in 2014.

**SENIOR ANCHOR** - For the second year in a row the Longhorns' pitching staff will be anchored by an experienced senior. Parker French (7-5, 2.41 ERA in 2014) is filling the role Nathan Thornhill (9-3, 1.51 ERA) played in 2014 in leading a young Texas pitching staff.

- In his first four starts of 2015, French is 2-1 with a 1.61 ERA (7th in Big 12). In 22 1/3 innings, he has allowed just 18 hits, while holding opponents to a .228 batting average.

- French is the active career Big 12 leader in innings pitched (271) and wins (19).

• The outfield will also have senior leadership once again with the presence of Collin Shaw (.355 OBP & 12 SB in 2014). Shaw had an impressive NCAA Tournament in 2014, hitting .324, and he fielded .991 on the season with four outfield assists and several tremendous diving catches throughout the year.

- In the first 17 games this season, Shaw is tied for the NCAA lead with 12 doubles. He is hitting .304 with an .875 OPS, and is tied for second in the conference with 16 RBIs. Shaw also made Sports Center Top-10 grab (No. 2 play) Feb. 17 against UTSA.

• Senior gold glove-winning second baseman Brooks Marlow also returns in 2015 to provide leadership to the infield. In addition to his excellent defense, Marlow also finished second on the team in runs scored in 2014, and he was third on the team in OBP (.383) and home runs (3) while hitting primarily in the leadoff spot for the Horns.

- Marlow has two of the team's 11 home runs on the season and his four RBI performance against Minnesota (Feb. 22) was the first of his career.

**MAJOR ARMS LOST** - The Texas pitching staff is taking a significant hit in 2015 after losing over half of its innings (356 2/3 of 601) from last year. RHPs John Curtiss, Nathan Thornhill and Lukas Schiraldi were taken in the 6th, 13th and 15th rounds of the MLB Draft respectively, while lefty Dillon Peters was taken in the 10th round. Sophomore right-hander Morgan Cooper, meanwhile, will miss the 2015 season after undergoing Tommy John Surgery on his right elbow. The righty from Jarrell, Texas put up an impressive freshman campaign, going 4-2 with a 2.89 ERA in 56 innings while striking out 41 en route to being named to the Big 12 All-Freshman team and a second-team Freshman All-American by Perfect Game.

**DIFFICULT ROAD AHEAD** - Texas finished the 2014 season third in RPI, played the third most difficult schedule in the country and finished fifth in Iterative Strength according to BoydsWorld.com. The 2015 slate is just as challenging as they will play 24 games against teams that reached the NCAA Tournament in 2014, including the four-game sets at Rice (Feb. 13-15) and Stanford (March 5-8) that have already been played. Thus far in 2015, Texas currently sits 8th in Iterative Strength and 18th in RPI (BoydsWorld.com).

• 20 of their contests against 2014 NCAA Tournament teams come on the road, including both the non-conference series at Rice (Feb. 13-15) and Stanford (March 5-8).

• Additionally, Texas will play 13 games against teams who won Regional championships last year, with a three-game series scheduled vs. conference foes Oklahoma State (April 3-5), TCU (April 24-26) and Texas Tech (May 1-3), to go along with the four-game set vs. the Cardinal.

• The second half of the schedule will see Texas play 16 of its last 27 regular season games vs. NCAA Tournament teams, starting with a three-game non-conference series at Nebraska (March 27-29). Other games vs. 2014 postseason teams are at Oklahoma State (April 3-5), vs. Sam Houston State (April 14) and at Kansas (April 17-19).

• Texas closes Big 12 play in difficult fashion, facing a pair of 2014 CWS participants in the Horned Frogs before hosting the Red Raiders. UT closes the regular season with a conference series at Baylor (May 16-17), with the Big 12 Tournament set for May 20-24 in Tulsa, Okla.



**PITCHING FACTORY** - Pitching coach Skip Johnson enters his ninth season at Texas having built quite an impressive resume for developing pitchers. During his tenure on the 40 Acres 24 Longhorn pitchers have been drafted, including three first-rounders, and his pitching staffs have ranked in the top-10 nationally in ERA six times. In 2014, the staff posted a 2.25 ERA, fourth-best in the country, and the lowest mark at Texas since 1977.

**SKIP'S STUDENTS IN THE MLB DRAFT**  
**YEAR: PLAYER (Round)**

**2007 - 5**

Randy Boone (4), Adrian Alaniz (8), *James Russell* (14), Joseph Krebs (14), Kenn Kasperek (34)

**2008 - 3\***

Kyle Walker (11), Kenn Kasperek (12)\*, Casey Whitmer (30), Riley Boening (42)

**2009 - 1**

Austin Wood (5)

**2010 - 3**

*Chance Ruffin* (1), *Brandon Workman* (2), Cole Green (4)

**2011 - 5\***

Taylor Jungmann (1), Sam Stafford (2), Cole Green (9)\*, Andrew McKirahan (21), Austin Dicharry (41), Stayton Thomas (43)

**2012 - 1**

Hoby Milner (7), Sam Stafford (13)\*, Austin Dicharry (24)\*

**2013 - 2**

*Corey Knebel* (1), Nathan Thornhill (24)

**2014 - 4\***

John Curtiss (6), Dillon Peters (10), Nathan Thornhill (13)\*, Lukas Schiraldi (15), Parker French (19)^

**TOTAL: 24 (avg. 3.0 pitchers drafted per season)**

**4 have pitched in MLB**

**3 first-round draft picks**

\* Drafted player who did not sign / ^ Returned for 2015 /  
Has Pitched in Major Leagues

**A LOOK AT THE STAFF** - Head coach Augie Garrido is in his 19th season at Texas and 47th overall with a career record of 1,931-898-9. He is assisted by Skip Johnson (ninth season at Texas), Tommy Nicholson (fifth season at Texas) and Ryan Russ (fourth season at Texas). Johnson has led UT to top-10 national finishes in ERA in six of his eight seasons on the Forty Acres. Nicholson, a volunteer assistant in 2009 and 2010, returned to the staff as an assistant coach prior to the 2013 season. He coaches the infielders and hitters and has landed two-straight top-10 recruiting classes. Russ, in his fourth season as volunteer assistant, coaches the outfielders and helps coach the hitters.

**2014 ACCOLADES** - Three Longhorn players received postseason recognition for their achievements last season.

- Morgan Cooper (4-2, 2.98) and Tres Barrera (.261, 5 HR) were named second team Perfect Game Freshmen All-Americans at pitcher and catcher respectively. Barrera also went on to win the College Home Run Derby at TD Ameritrade Park by blasting 41 home runs in the contest. Cooper however, will miss the 2015 season because of Tommy John Surgery on his throwing elbow.

- Barrera was also named a second team freshman All-American by Baseball America for his work both behind the plate and at it.

- Sophomore shortstop C.J. Hinojosa was named the CWS All-Tournament Team shortstop. He collected five hits including a home run and a double, two walks, three runs scored and two RBI in Omaha.

**2014 BIG 12 CREDENTIALS** - Among returners, RHP Chad Hollingsworth and 2B Brooks Marlow earned second-team All-Big 12 honors in 2014; Ben Johnson received honorable mention; and C Tres Barrera, RHP Morgan Cooper and INF/OF Zane Gurwitz were selected to the All-Freshman team. Barrera was also named Newcomer of the week twice (March 31 and May 19).

**ACADEMIC SUCCESS** - The Texas Baseball team's semester GPA in Fall 2014 was 3.15, and they hold a 3.23 cumulative team GPA. The squad has earned a GPA of 3.0 or better for nine consecutive semesters with a 3.1 or better for seven consecutive semesters.

- Over seventy-six percent of Baseball students hold a cumulative GPA of 3.0 or better, and over sixty-six percent of students on the team earned a 3.0 or better in Fall 2014 and were named to the Big 12 Commissioner's Honor Roll.

- Eleven students, the most in program history, were named to the 2014 Academic All-Big 12 Team, including John Curtiss, an English/History major, who graduated with Plan I and Academic All-American Honors, and earned the NCAA Elite 89 Award for holding the highest cumulative GPA of any student-athlete of the eight teams at the 2014 College World Series.

- Curtiss also earned the Big 12 Conference's highest academic honors with the Dr. Prentice Gautt Postgraduate Scholarship and the Dr. Gerald Lage Academic Achievement Award.

- The Baseball program has received APR Public Recognition Awards five times for having multiyear Academic Progress Rates in the top ten percent in their sport (2008-09, 2009-10, 2010-11, 2011-12, 2012-13), and they earned the College World Series Award for the team with the highest GPA in both 2007 and 2009.

- Current Baseball students are pursuing majors from nearly every college on campus, including Business, Communication, Education, Engineering, and Liberal Arts, and since 2006, over 30 Texas Baseball student-athletes have returned to campus to earn their degrees.

**GAME-BY-GAME BATTING LINEUP**

Opponent	1st	2nd	3rd	4th	5th	6th	7th	8th	9th
at Rice	Johnson LF	Shaw RF	Hinojosa SS	Marlow 2B	Barrera C	Boswell 3B	Gurwitz DH	Stell CF	Jones 1B
at Rice	Johnson LF	Shaw RF	Hinojosa SS	Marlow 2B	Barrera 1B	Boswell 3B	Gurwitz DH	Cantu C	Stell CF
at Rice	Johnson LF	Shaw RF	Hinojosa SS	Marlow 2B	Barrera C	Boswell 3B	Gurwitz CF	Macalla DH	Jones 1B
at Rice	Johnson LF	Shaw RF	Marlow 2B	Barrera 1B	Boswell 3B	McCann DH	Cantu C	Gurwitz CF	McKenzie 3B
UTSA	Johnson LF	Shaw RF	Hinojosa SS	Marlow 2B	Barrera 1B	Boswell 3B	McCann DH	Cantu C	Gurwitz CF
Minnesota	Johnson LF	Shaw RF	Hinojosa SS	Marlow 2B	Barrera 1B	Boswell 3B	McCann DH	Cantu C	Gurwitz CF
Minnesota	Johnson LF	Shaw RF	Hinojosa SS	Barrera C	Marlow 2B	Cantu 1B	Boswell 3B	Gurwitz CF	Baker DH
Minnesota	Johnson LF	Shaw RF	Hinojosa SS	Marlow 2B	Barrera 1B	Boswell 3B	Cantu C	Mathis DH	Gurwitz CF
Minnesota	Johnson LF	Shaw RF	Hinojosa SS	Barrera C	Marlow 2B	Boswell 3B	Cantu 1B	Gurwitz CF	Mathis DH
UTPA	Johnson LF	Shaw RF	Hinojosa SS	Barrera 1B	Marlow 2B	Boswell 3B	Cantu C	Gurwitz CF	Mathis DH
San Diego	Johnson LF	Shaw RF	Hinojosa SS	Barrera C	Marlow 2B	Boswell 3B	Cantu 1B	Gurwitz CF	Baker DH
San Diego	Johnson LF	Shaw RF	Hinojosa SS	Barrera 1B	Marlow 2B	Cantu C	Gurwitz CF	Boswell 3B	Baker DH
at Stanford	Johnson LF	Shaw RF	Hinojosa SS	Barrera C	Marlow 2B	Boswell 3B	Cantu 1B	Gurwitz CF	Stell DH
at Stanford	Johnson LF	Shaw RF	Hinojosa SS	Barrera 1B	Marlow 2B	Boswell 3B	Cantu C	Gurwitz CF	Baker DH
at Stanford	Johnson LF	Shaw RF	Hinojosa SS	Barrera C	Marlow 2B	Boswell 3B	Cantu 1B	Stell CF	Mathis DH
at Stanford	Johnson LF	Shaw RF	Hinojosa SS	Barrera 1B	Marlow 2B	Boswell 3B	Cantu C	Stell DH	Gurwitz CF
UIW	Johnson LF	Shaw RF	Hinojosa SS	Barrera C	Marlow 2B	Boswell 3B	Cantu 1B	Stell DH	Gurwitz CF

## 2015 NCAA Team Rankings (As of 3/10)

Statistic	Natl.	Conf.	Value
Walks	10	1	85
Batting Avg.	105	5	.278
Double Plays	t-14	3	17
Doubles	t-7	2	38
ERA	29	2	2.68
Fielding %	33	2	.977
Hit by Pitch	t-70	3	17
Hits	t-44	4	156
Hits Allowed/9 inn.	48	2	7.72
Home Runs	t-37	t-3	11
On-Base %	54	2	.386
Runs	t-46	2	99
Sac Bunts	t-23	1	16
Sac Flies	t-145	8	4
Scoring	102	6	5.8
Shutouts	t-8	t-2	3
Slugging %	51	4	.425
Stolen Bases	t-211	t-8	8
Strikeout/Walk Ratio	183	9	1.67
Strikeouts/9 inn.	t-275	9	5.3
Triples	t-25	t-2	6
WHIP	48	2	1.21
W-L %	t-70	3	.647
Walks Allowed/9 inn.	71	4	3.16

## 2015 NCAA Individual Rankings

Statistic	Player	Natl.	Conf.	Value
Walks	Barrera	t-16	t-1	15
	Cantu	t-45	5	13
	Gurwitz	t-65	6	12
	Hinojosa	t-99	7	11
Batting Avg.	Johnson	.38	1	.440
Doubles	Shaw	t-1	1	12
	Boswell	t-33	t-2	7
ERA	French	125	7	1.61
Hits	Johnson	3	1	33
Home Runs	Barrera	t-30	t-4	4
	Johnson	t-58	t-6	3
Pitching Appearances	Bellow	t-66	t-2	8
Runs	Johnson	t-89	4	15
RBI's	Shaw	t-59	t-2	16
	Johnson	t-86	5	15
Sac Bunts	Gurwitz	t-31	t-2	4
	Shaw	t-31	t-2	4
	Marlow	t-86	4	3
Sac Flies	Hinojosa	t-56	6	2
Saves	Culbreth	t-85	t-3	2
Slugging %	Johnson	t-73	2	.667
	Barrera	t-91	3	.650
Total Bases	Johnson	t-7	1	50
	Barrera	t-40	t-4	39
	Shaw	t-76	8	35
Triples	Johnson	t-10	1	3
Victories	Culbreth	t-128	t-4	2
	French	t-128	t-4	2
	Sawyer	t-128	t-4	2

## 2015 TEXAS SERIES-BY-SERIES BREAKDOWN

## HITTING

Opponent	W-L	Avg.	AB	R	H	2B	3B	HR	RBI	SLG%	BB	SO	OB%	SB-SA
Rice	2-2	.228	136	18	31	8	0	2	17	.331	15	42	.310	0-1
UTSA	1-0	.476	42	14	20	4	0	1	12	.643	7	7	.560	0-1
Minnesota	4-0	.338	139	31	47	15	4	1	28	.525	17	26	.432	8-9
UTPA	1-0	.258	31	5	8	2	0	0	5	.323	8	2	.439	0-1
San Diego	0-2	.104	48	2	5	1	1	0	2	.167	12	16	.274	0-1
Stanford	2-2	.256	133	22	34	5	1	5	21	.421	24	33	.385	0-1
UIW	1-0	.333	33	7	11	3	0	2	7	.606	2	4	.389	0-1
West Virginia														
UT Arlington														
Kansas State														
Texas State														
Nebraska														
TAMU CC														
Ok State														
Wichita State														
Oklahoma														
SHSU														
Kansas														
Texas State														
TCU														
PVAM														
Texas Tech														
Texas State														
Baylor														
<b>TOTALS:</b>	<b>11-6</b>	<b>.278</b>	<b>562</b>	<b>99</b>	<b>156</b>	<b>38</b>	<b>6</b>	<b>11</b>	<b>92</b>	<b>.425</b>	<b>85</b>	<b>130</b>	<b>.386</b>	<b>8-15</b>

## Through 17 Games

2014: 13-4 .244 521 68 127 13 7 2 57 .307 72 78 .338 14-18

## Final Statistics

2014: 46-21 .263 2182 299 573 96 18 22 265 .353 288 367 .356 75-90

## PITCHING

Opponent	W-L	ERA	IP	H	R	ER	BB	SO	2B	3B	HR	B/Avg.	WP	HP
Rice	2-2	4.89	35.0	48	19	19	8	14	5	1	1	.343	1	4
UTSA	1-0	2.00	9.0	8	2	2	2	7	1	0	0	.229	1	1
Minnesota	4-0	0.00	36.0	19	2	0	11	27	2	0	0	.158	1	1
UTPA	1-0	2.00	9.0	7	4	2	5	5	0	0	0	.212	0	0
San Diego	0-2	3.00	18.0	13	9	6	7	9	2	0	0	.241	0	2
Stanford	2-2	3.71	34.0	29	15	14	15	18	9	1	2	.230	1	4
UIW	1-0	1.00	9.0	3	1	1	4	7	1	0	0	.100	0	2
West Virginia														
UT Arlington														
Kansas State														
Texas State														
Nebraska														
TAMU CC														
Ok State														
Wichita State														
Oklahoma														
SHSU														
Kansas														
Texas State														
TCU														
PVAM														
Texas Tech														
Texas State														
Baylor														
<b>TOTALS:</b>	<b>11-6</b>	<b>2.68</b>	<b>148.0</b>	<b>127</b>	<b>52</b>	<b>44</b>	<b>52</b>	<b>87</b>	<b>20</b>	<b>2</b>	<b>3</b>	<b>.236</b>	<b>4</b>	<b>14</b>

## Through 17 Games

2014: 13-4 1.99 149.0 120 45 33 56 97 16 2 1 .225 9 8

## Final Statistics

2014: 46-21 2.25 601.0 492 187 150 220 384 65 7 6 .227 42 43





### Texas Baseball By The Numbers

- 6** National Championships
- 8** Members in College Baseball Hall of Fame
- 11** Conference Player of the Year honors
- 11** Big 12 Freshman/Newcomer of the Year honors
- 35** College World Series appearances
- 56** NCAA Tournament appearances
- 71** Conference Championships
- 105** Major League Baseball players



### 2014 NOTES:

- Texas' recorded its 35th appearance in the College World Series in 2014, and its eighth trip since 2000, which also leads the nation ended in a tie for third place. The Longhorns' 85 wins in the CWS is also a record, and they have compiled an 85-59 (.586) record overall. Texas' six national titles are tied for second all-time with LSU, trailing only USC (12).
- Texas finishes the year (46-21), and in the top four in the World Series for a record 26th time. The Longhorns have finished in the top four six out of eight trips to the CWS in the Garrido era.
- Head coach Augie Garrido finishes his 15th appearance in the CWS with a 41-22 record. He is the winningest coach in college baseball history (1,920 career victories).
- The 103 bunts during the 2014 season for the Longhorns were the fifth most in a season in the Augie Garrido era. The four seasons with more sacrifices also ended in Omaha, including the 2005 National Championship year (116 sacrifices).
- The Texas pitching finished the year with a 2.25 ERA, the lowest team ERA since 1977 (2.12).
- Travis Duke was nearly untouchable all of 2014 for the Longhorns allowing just one earned run, good for a 0.29 ERA in 30 2/3 innings.
- In the post season the pitching staff had a 1.25 ERA and a .214 opponent batting average.
- The team's CWS ERA was 1.38, which includes their back to back shutouts (6/18 & 6/20). Texas had 13 shutouts on the year, tied for fifth-best in the country.
- The Longhorns finished the year first in the Big 12 and second in the nation in double plays turned with 71. Texas also finishes the year 34th in the country in fielding percentage (.974).
- C.J. Hinojosa's ended the season on a nine game hit streak and an 11 game on-base streak. He was the only Longhorn to record a hit in all five CWS games.
- Hinojosa was named to the CWS All-Tournament Team for his outstanding performance. He had five hits including a home run and a double, two walks, three runs scored and two RBI.
- The Texas offense has 20 extra base hits in NCAA Tournament Play (14 doubles, three triples and three home runs) compared to six (five doubles and a triple) four their opponents.
- The Longhorns hit three triples in their final two games of the year (Gurwitz, Marlow, Barrera) to give them 18 on the season.

**BACK HOME IN OMAHA** - Texas made its record 35th appearance in the College World Series in 2014, and its eighth trip since 2000, which also leads the nation. The Longhorns' 85 wins in the CWS is also a record, and they have compiled an 85-59 (.590) record overall. Texas' six national titles are tied for second all-time with LSU, trailing only USC (12).

WINS			APPEARANCES		
1.	<b>TEXAS</b>	<b>85</b>	1.	<b>TEXAS</b>	<b>35</b>
2.	USC	74	2.	Miami (Fla.)	23
3.	Arizona State	61	3.	Arizona State	22
4.	Miami (Fla.)	47	4.	Florida State	21
5.	Stanford	40		USC	21

- The Longhorns had six players taken the the MLB First-Year Player Draft:
  - r-Sophomore RHP John Curtiss, Minnesota Twins, sixth round (170 overall)
  - Senior OF Mark Payton, New York Yankees, seventh round (212 overall)
  - Junior LHP Dillon Peters, Miami Marlins, 10th round (287 overall)
  - Senior RHP Nathan Thornhill, Philadelphia Phillies, 13th round (382 overall)
  - Junior RHP Lukas Schiraldi, Seattle Mariners, 11th round (441 overall)
  - Junior RHP Parker French, Detroit Tigers, 19th round (589 overall)
- Six Longhorns were named to the Houston All-Regional team (May 30-June 2, 2014). Freshman catcher Tres Barrera, junior second baseman Brooks Marlow, senior outfielder Mark Payton, junior outfielder Collin Shaw, senior designated hitter Madison Carter and sophomore right-handed pitcher Chad Hollingsworth were all named to the squad. Payton and Hollingsworth were named Co-Most Outstanding Players.
- Eight Longhorns earned All-Big 12 honors. CF Mark Payton was named to the first team; RHP Chad Hollingsworth, 2B Brooks Marlow and RHP Nathan Thornhill were named to the second team; Ben Johnson received honorable mention; and Tres Barrera, Morgan Cooper and Zane Gurwitz were selected to the All-Freshman team.
- Texas finished the season third in RPI, has played the third most difficult schedule in the country and is fifth in Iterative Strength Rating according to BoydsWorld.com.
- Mark Payton was named one of 10 finalists for the Senior CLASS Award.



## Head Coach Augie Garrido



Eight trips to the College World Series (CWS). National Championships in both 2002 and 2005. Second-place finishes in 2004 and 2009. Seven Big 12 Conference Championships (2002, 2004, 2006, 2007, 2009, 2010, and 2011) and four league tournament crowns (2002, 2003, 2008 and 2009). These are the results and why head coach Augie Garrido was hired to guide the Texas baseball program in 1996.

During his first 18 years on the Forty Acres, Garrido became the all-time winningest coach in NCAA Division I baseball history by capturing his 1,428th career win on June 9, 2003, (a 6-5 Texas victory over then No. 1 Florida State during NCAA Super Regional action in Tallahassee, Fla.), then moved past Gordon Gillespie as the winningest coach in all divisions with win number 1,894 on March 25, 2014.

He brought Texas back to the CWS for the first time since 1993 during the 2000 campaign, and returned the Horns to the pinnacle of collegiate baseball in 2002 by leading UT to a 57-15 record that produced the school's first-ever Big 12 regular-season and tournament championships, as well as its first national title since 1983. He duplicated the feat in 2005, guiding the Longhorns to their sixth National Championship, the second-most for one school in NCAA history. Texas' rise under Garrido has been the culmination of inking 17 straight top 15 recruiting classes and producing teams that have stood tall against perennial powers such as LSU, Miami (Fla.), Stanford and USC. Now, as he enters his 19th year in Austin, Garrido, who was selected as both the 2002 and 2005 National Coach of the Year, looks to keep the program in contention for college baseball's ultimate prize each and every season.

Garrido is the only coach in baseball history to tally 1,900 or more career victories. He is also the first coach to lead teams from two different schools to national crowns (Cal State Fullerton & Texas), guide squads to National Championships in four different decades, and is one of only three coaches in history to win five or more NCAA titles (1979, 1984, 1995, 2002, 2005). Garrido is one of only three coaches in the modern era of NCAA football, baseball and men's or women's basketball to ever lead teams from two different schools to national crowns (Nick Saban, Rick Pitino). Additionally, Garrido has earned 15 trips to the CWS and 32 NCAA Regional Championship appearances, including 14 at Texas, while garnering National Coach of the Year honors six times (1975, 1979, 1984, 1995, 2002, 2005), regional coach of the year accolades on seven occasions (1975, 1979, 1984, 1995, 2002, 2004, 2005) and conference coach of the year distinctions eight times (1987, 1995, 2002, 2004, 2006, 2007, 2010, 2011) after leading his clubs to 25 league crowns.

His overall record after 46 years of college coaching, including a 769-368-2 (.675) mark with UT over the last 18 seasons, stood at 1,920-892-9 (.681), which translates into an average of over 41 victories per season.

The Vallejo, Calif., native is just the 13th coach in UT's 120-year baseball history, and, with the exception of the war years of 1943-45 when Blair Cherry was at the helm, is only the fourth Texas head coach since 1911.

As a result of his unique coaching style, Garrido has been ranked as one of the top three baseball teachers in the nation by Major League Baseball Directors of Player Development. To deserve that distinction, Garrido has coached three Golden Spikes Award winners, four National Players of the Year, six College World Series MVPs, 53 All-Americans, 14 All-League MVPs over his career. He has also had 15 of his players selected in the first round of the Major League Baseball Draft, including Longhorns Beau Hale (No. 14) in 2000, Omar Quintanilla (No. 33) in 2003, both J.P. Howell (No. 31) and 2005 American League Rookie of the Year Huston Street (No. 40) in 2004, the duo of Drew Stubbs (No. 8) and Kyle McCulloch (No. 29) in 2006, Chance Ruffin (No. 48) in 2010, Taylor Jungmann (No. 12) in 2011 and Corey Knebel (No. 39) in 2013. In addition, during his 18 years at UT, Garrido has tutored the skills of 27 players who have earned All-America honors a total of 34 times, 25 Freshman All-Americans, including a school-record four in 2006, 153 All-Conference performers, 11 USA Baseball National Team members and 97 players who have gone on to play in professional baseball.

Garrido's name is also held in high regard when people speak of his accomplishments in the College World Series. He is currently tied for second with five National Championships (trailing only Rod Dedeaux's 10 at USC) and 15 appearances (trailing Cliff Gustafson with 17), and ranks third in victories (41) and series games (63) among all-time coaches. He is also one of only eight men in history to coach two or more different teams in the CWS and is only the third Longhorns head coach (Bibb Falk & Cliff Gustafson) in the 120 completed years of Texas baseball to lead the Horns to Omaha.

### Garrido's Year-by-Year Records

Year	School	Record	Pct.	Titles/Championships
1969	San Francisco State	25-14	.641	
1970	Cal Poly	16-33	.327	
1971	Cal Poly	39-11-1	.775	
1972	Cal Poly	31-18*	.633	
1973	Cal State Fullerton	19-33-1	.368	
1974	Cal State Fullerton	37-17	.685	CCAA
1975	Cal State Fullerton	36-16-1	.689	PCAA & Regional
1976	Cal State Fullerton	46-15	.762	PCAA
1977	Cal State Fullerton	44-14	.759	SCBA (Co-Champions)
1978	Cal State Fullerton	44-13	.772	SCBA
1979	Cal State Fullerton	60-14-1	.807	SCBA, Regional & NCAA
1980	Cal State Fullerton	49-18-1	.724	SCBA
1981	Cal State Fullerton	47-18	.723	SCBA
1982	Cal State Fullerton	51-23	.689	SCBA & Regional
1983	Cal State Fullerton	50-21-1	.701	SCBA (Co-Champions)
1984	Cal State Fullerton	66-20	.767	SCBA, Regional & NCAA
1985	Cal State Fullerton	36-32-1	.529	PCAA South
1986	Cal State Fullerton	36-21	.632	
1987	Cal State Fullerton	44-17	.721	PCAA
1988	Illinois	26-20	.565	
1989	Illinois	42-16	.724	Big Ten
1990	Illinois	43-21	.672	Big Ten
1991	Cal State Fullerton	34-22	.607	Big West (Co-Champions)
1992	Cal State Fullerton	46-17	.730	Regional
1993	Cal State Fullerton	35-19	.648	
1994	Cal State Fullerton	47-16	.746	Big West (Tri-Champions) & Regional
1995	Cal State Fullerton	57-9	.864	Big West, Regional & NCAA
1996	Cal State Fullerton	45-16	.738	
1997	Texas	29-22	.569	
1998	Texas	23-32-1	.420	
1999	Texas	36-26	.581	
2000	Texas	46-21	.687	Regional & Super Regional
2001	Texas	36-26	.581	
2002	Texas	57-15	.792	Big 12, Big 12 Tournament, Regional, Super Regional & NCAA
2003	Texas	50-20	.714	Big 12 Tournament., Regional & Super Regional
2004	Texas	58-15	.795	Big 12, Regional & Super Regional
2005	Texas	56-16	.778	Regional, Super Regional & NCAA
2006	Texas	41-21	.661	Big 12
2007	Texas	46-17	.730	Big 12
2008	Texas	39-22	.639	Big 12 Tournament
2009	Texas	50-16-1	.754	Big 12, Big 12 Tournament, Regional & Super Regional
2010	Texas	50-13	.794	Big 12 and Regional
2011	Texas	49-19	.721	Big 12, Regional and Super Regional
2012	Texas	30-22	.577	
2013	Texas	27-24	.529	
2014	Texas	46-21	.687	Regional, Super Regional
2015	Texas	11-6	.647	
<b>CAREER TOTAL</b>		<b>1,931-898-9</b>	<b>.682</b>	<b>47 seasons</b>
Texas:		780-374-2 (.676)		19 seasons
Cal State Fullerton:		929-391-6 (.703)		21 seasons
Illinois:		111-57 (.661)		3 seasons
Cal Poly:		86-62-1* (.581)		3 seasons
San Francisco State:		25-14 (.641)		1 season

*\*Although scores listed in one source reflect a record of 30-19 for Cal Poly during the 1972 season, another source reports a 31-18 record, which is the standard used here.*

The Last Time It Happened

Team	
Won on a walk-off _____	Feb. 25, 2015
_____ vs. UT Pan American	
_____ (Bret Boswell hit a two-out RBI single to score Collin Shaw)	
Won 20 consecutive games _____	2010 (21)
Won 30 consecutive games _____	1982 (33)
Scored 20 runs (or more) in a game _____	May 23, 2010
_____ at Missouri (20-11)	
Allowed 20 runs (or more) in a game _____	April 11, 2008
_____ at Missouri (31)	
Had 20 hits (or more) in a game _____	Feb. 17, 2015
_____ vs. UTSA (20)	
Had 25 hits (or more) in a game _____	March 10, 1998
_____ vs. Southern Illinois (25)	
Allowed 20 hits (or more) in a game _____	Apr. 11, 2008
_____ at Missouri (31)	
Hit five (or more) HR in a game _____	June 22, 2009
_____ vs. LSU (5)	
Was shutout in a game _____	Apr. 18, 2014
_____ vs. TCU (L, 0-2)	
Turned 4 double plays in a game _____	May 19, 2012
_____ vs. Baylor (5)	
Turned a triple play in a game _____	March 7, 1987
_____ vs. Washington State (1)	
Won 50 games in a season _____	2010 (50-13)
Hit 60 home runs in a season _____	2010 (81) (63 games)
Scored 600 runs in a season _____	1989 (610) (72 games)
Had 700 hits in a season _____	2005 (734) (72 games)
Had 35 triples in a season _____	2003 (37) (70 games)
Had 150 doubles in a season _____	2002 (164) (72 games)
Had a team average of .315 or better _____	2007 (.316) (63 games)
Stole 100 bases in a season _____	2005 (103) (72 games)

Texas' Win Streaks			
STREAK	YEAR	ENDED BY	SCORE
34 games*	1977	Rice	3-4 (14)
33 games	1982	Houston	3-4
28 games	1946-47	Baylor	2-6
23 games	1914	Missouri	0-2
22 games	1985	Arkansas	4-5
22 games	1924	Baylor	1-2
21 games	2010	Kansas State	1-2
20 games	1988	Oklahoma	8-11
20 games	1973	Baylor	2-3
20 games	1972	Texas Tech	4-5
19 games	1985	Arkansas	5-9
19 games	1947-48	Baylor	7-8
18 games	1979	Minnesota	4-11
18 games	1975	Texas A&M	8-9
17 games	1974	Rice	4-5
16 games	2005	Arizona	3-8
16 games	1989	Dallas Baptist	7-15
16 games	1983-84	Arizona State	0-4
16 games	1982	Miami	1-2
16 games	1979	Texas A&M	0-1

\*NCAA Record

Player	
Pitched a no-hitter _____	March 1, 2009
_____ by Brandon Workman vs. Penn State (9-0)	
Pitched a combined no-hitter _____	May 16, 2014
_____ by Dillon Peters and Morgan Cooper vs. Kansas State (W 12-0)	
Pitched a perfect game _____	Apr. 3, 1970
_____ by James Street vs. Texas Tech (4-0)	
Pitched a complete game shutout _____	June 4, 2010
_____ by Brandon Workman vs. Rider (11-0)	
Had 10 strikeouts in a game _____	May 19, 2011
_____ by Taylor Jungmann (12) vs. Texas A&M	
Had 15 strikeouts in a game _____	Mar. 12, 2010
_____ by Taylor Jungmann (17) vs. Iowa	
Had 19 strikeouts in a game _____	Mar. 18, 1988
_____ by Eric Stone (19) vs. Southwestern Louisiana	
Won 10 games in a season _____	2011, by Taylor Jungmann (13-3)
Won 15 games in a season _____	2004, by J.P. Howell (15-2)
Had 100 strikeouts in a season _____	2011
_____ by Taylor Jungmann (126) and Cole Green (104)	
Had 150 strikeouts in a season _____	2004, by J.P. Howell (166)
Had 175 strikeouts in a season _____	1989, by Kirk Dressendorfer (176)
Had 200 strikeouts in a season _____	1985, by Greg Swindell (204)
Had 10 saves in season _____	2011, by Corey Knebel (19)
Had 5 complete games in a season _____	2011, by Taylor Jungmann (5)
Had 10 complete games in a season _____	1989, by Kirk Dressendorfer (15)
Had 40 appearances in a season _____	2009, by Austin Wood (41)
Had 5 shutouts in a season _____	1986, by Greg Swindell (5)
Hit 3 home runs in a game _____	Apr. 30, 2002
_____ by J.D. Reininger (3) vs. TCU	
Hit for the cycle in a game (HR, 3B, 2B, 1B) _____	Apr. 24, 2007
_____ by Kyle Russell vs. UT Pan American	
Scored 5 runs in a game _____	Apr. 28, 2009
_____ by Kevin Lusson (5) vs. Texas State	
Had 5 hits in a game _____	March 8, 2015
_____ by Ben Johnson (5) at Stanford	
Stole 5 bases in a game _____	Feb. 13, 1996
_____ by MacGregor Byers (5) vs. St. Mary's (Texas)	
Stole home in a game _____	March 25, 2011
_____ by Mark Payton at Oklahoma State	
Had 7 RBI in a game _____	March 5, 2008
_____ by Brandon Belt (8) vs. Texas A&M-Corpus Christi	
Hit a grand slam home run in a game _____	May 12, 2012
_____ by Mark Payton vs. Texas Southern (Game 2 of DH)	
Hit an inside the park home run _____	May 14, 2008
_____ by Michael Torres vs. Alabama A&M (Game 1)	
Hit back-to-back home runs _____	March 10, 2015
_____ by Tres Barrera and Brooks Marlow vs. Incarnate Word	
Had 100 hits in a season _____	2005, by Seth Johnston (115)
Had 15 home runs in a season _____	2008, by Kyle Russell (19)
Had 20 home runs in a season _____	2007, by Kyle Russell (28)
Stole 40 bases in a season _____	2002, by Tim Moss (40)
Had 25 doubles in a season _____	2006, by Carson Kainer (25)
Had 8 triples in a season _____	2013, by Mark Payton (8)
Had 80 RBI in a season _____	2003, by Dustin Majewski (85)
Had 100 RBI in a season _____	1989, by Scott Bryant (112)
Batted .400 in a season (min. 100 ABs) _____	2002, by Dustin Majewski (.401)
Scored 80 runs in a season _____	2003, by Tim Moss (82)
Scored 100 runs in a season _____	1985, by Bill Bates (100)
Cleared the "Monster" in center field _____	Apr. 24, 2010
_____ by Cameron Rupp vs. Oklahoma State	
Hit a leadoff home run _____	May 30, 2014
_____ by Brooks Marlow vs. Texas A&M	
Had a multi-home run game _____	March 5, 2015
_____ by Ben Johnson vs. Stanford	

**#5 RHP Andy McGuire (So.)**

0-0 | 0.00 ERA | 3.0 IP | 1 BBs | 22 Ks

Date	Opponent	IP	H	R	ER	BB	K	Dec
2/17	UTSA	1.0	1	0	0	0	1	-
2/22	Minnesota	1.0	2	0	0	1	0	-
3/10	UIW	1.0	0	0	0	0	1	-

**Career Highs**

IP: 1.0, three times, last vs. UIW (3/10)

Ks: 1, twice, last vs. UIW (3/10)

Hits: 2, vs. Minnesota (2/22)

BBs: 1, vs. Minnesota (2/22)

Runs: 0, three times, last vs. UIW (3/10)

ERs: 0, three times, last vs. UIW (3/10)

**#13 RHP Tyler Schimpf (Fr.)**

1-0 | 1.80 ERA | 5.0 IP | 2 BBs | 4 Ks

Date	Opponent	IP	H	R	ER	BB	K	Dec
2/14	at Rice	1.0	1	0	0	0	0	-
2/17	UTSA	0.1	0	1	1	2	1	-
2/22	Minnesota	1.0	2	0	0	0	2	-
3/10	UIW	2.2	0	0	0	0	1	W

**Career Highs**

IP: 2.2, vs. UIW (3/10)

Ks: 2, vs. Minnesota (2/22)

Hits: 2, vs. Minnesota (2/22)

BBs: 2, vs. UTSA (2/17)

Runs: 1, vs. UTSA (2/17)

ERs: 1, vs. UTSA (2/17)

**#19 RHP Connor Mayes (Fr.)**

1-0 | 1.59 ERA | 11.1 IP | 3 BBs | 8 Ks

Date	Opponent	IP	H	R	ER	BB	K	Dec
2/13	at Rice	1.0	2	0	0	0	0	-
2/17	UTSA	3.0	2	0	0	0	2	W
2/21	Minnesota	1.1	1	0	0	1	1	-
2/25	UTPA	2.2	4	3	2	2	3	-
3/1	San Diego	0.2	1	0	0	0	0	-
3/5	at Stanford	1.2	0	0	0	0	1	-
3/8	at Stanford	1.0	0	0	0	0	1	-

**Career Highs**

IP: 3.0, vs. UTSA (2/17)

Ks: 3, vs. UTPA (2/25)

Hits: 4, vs. UTPA (2/25)

BBs: 2, vs. UTPA (2/25)

Runs: 3, vs. UTPA (2/25)

ERs: 2, vs. UTPA (2/25)

**#27 LHP TRAVIS DUKE (Jr.)**

1-0 | 2.16 ERA | 8.1 IP | 0 BBs | 1 Ks

Date	Opponent	IP	H	R	ER	BB	K	Dec
2/13	at Rice	2.0	4	0	0	0	1	W
2/17	UTSA	1.1	3	0	0	0	0	-
2/22	Minnesota	2.0	1	0	0	0	0	-
2/25	UTPA	1.0	1	0	0	0	0	-
3/1	San Diego	0.1	0	0	0	0	0	-
3/8	at Stanford	0.2	2	2	2	0	0	-
3/10	UIW	1.0	0	0	0	0	0	-

**Season Highs**

IP: 2.0, twice, last vs. Minnesota (2/22)

Ks: 1, at Rice (2/13)

Hits: 4, at Rice (2/13)

BBs: 0, seven times, last vs. UIW (3/10)

Runs: 2, at Stanford (3/8)

ERs: 2, at Stanford (3/8)

**Career Highs**

IP: 4.0 vs. TX A&amp;M (6/1/14)

Ks: 6 vs. TX A&amp;M (6/1/14)

Hits: 4, at Rice (2/13/15)

BBs: 3 at Houston (3/19/13)

Runs: 4 vs. Kansas State (5/5/13)

ERs: 2, at Stanford (3/8/15)

**#29 LHP JON MALMIN (So.)**

0-0 | 0.87 ERA | 10.1 IP | 4 BBs | 7 Ks | 1 SV

Date	Opponent	IP	H	R	ER	BB	K	Dec
2/14	at Rice	3.0	5	1	1	1	1	-
2/17	UTSA	2.0	2	0	0	0	1	-
2/20	Minnesota	3.0	1	1	0	0	4	-
2/25	UTPA	1.1	0	1	0	1	1	-
3/10	UIW	1.0	1	0	0	2	0	-

**Season Highs**

IP: 3.0, twice, last vs. Minnesota (2/20)

Ks: 4, vs. Minnesota (2/20)

Hits: 5, at Rice (2/14)

BBs: 2, vs. UIW (3/10)

Runs: 1, three times, last vs. UTPA (2/25)

ERs: 1, at Rice (2/14)

**Career Highs**

IP: 3.0, twice, last vs. Minnesota (2/20/15)

Ks: 4, vs. Minnesota (2/20/15)

Hits: 5, at Rice (2/14/15)

BBs: 2, twice, last vs. UIW (3/10/15)

Runs: 1, three times, last vs. UTPA (2/25/15)

ERs: 1, at Rice (2/14/15)

**#34 RHP Kyle Johnston (Fr.)**

0-1 | 2.70 ERA | 6.2 IP | 5 BBs | 3 Ks | 1 SV

Date	Opponent	IP	H	R	ER	BB	K	Dec
2/15	at Rice	0.2	0	0	0	1	1	SV
2/21	Minnesota	1.0	0	0	0	1	0	-
2/25	UTPA	1.0	1	0	0	0	0	-
3/1	San Diego	1.0	0	1	1	1	0	L
3/6	at Stanford	0.2	1	1	1	1	1	-
3/8	at Stanford	2.1	2	0	0	1	1	-

**Career Highs**

IP: 2.1, at Stanford (3/8)

Ks: 1, three times, last at Stanford (3/8)

Hits: 2, at Stanford (3/8)

BBs: 1, five times, last at Stanford (3/8)

Runs: 1, twice, last at Stanford (3/6)

ERs: 1, twice, last at Stanford (3/6)

**#38 LHP TY CULBRETH (Jr.)**

2-0 | 2.00 ERA | 9.0 IP | 5 BBs | 9 Ks | 2 SV

Date	Opponent	IP	H	R	ER	BB	K	Dec
2/13	at Rice	1.0	0	0	0	0	1	SV
2/15	at Rice	2.1	3	0	0	1	1	W
2/21	Minnesota	2.2	2	0	0	1	3	SV
2/25	UTPA	1.0	1	0	0	1	1	W
3/1	San Diego	0.1	0	3	2	2	0	-
3/5	at Stanford	1.1	0	0	0	0	3	-
3/6	at Stanford	0.1	1	0	0	0	0	-

**Season Highs**

IP: 2.2, vs. Minnesota (2/21)

Ks: 3, twice, last at Stanford (3/5)

Hits: 3, at Rice (2/15)

BBs: 2, vs. San Diego (3/1)

Runs: 3, vs. San Diego (3/1)

ERs: 2, vs. San Diego (3/1)

**Career Highs**

IP: 3.0 vs. UT Arlington (4/15/14)

Ks: 4 at TX State (3/11/14)

Hits: 3, at Rice (2/15/15)

BBs: 5 at K-State (5/18/14)

Runs: 3, vs. San Diego (3/1/15)

ERs: 2, last vs. vs. San Diego (3/1/15)

**#48 RHPTY MARLOW (Sr.)**

0-0 | 9.00 ERA | 2.0 IP | 0 BBs | 3 Ks

Date	Opponent	IP	H	R	ER	BB	K	Dec
2/17	UTSA	0.0	0	1	1	0	0	-
3/10	UIW	2.0	2	1	1	0	3	-

**Season Highs**

IP: 2.0 IP, vs. UIW (3/10)

Ks: 3, vs. UIW (3/10)

Hits: 2, vs. UIW (3/10)

BBs: 0, twice, last vs. UIW (3/10)

Runs: 1, twice, last vs. UIW (3/10)

ERs: 1, twice, last vs. UIW (3/10)

**Career Highs**

IP: 3.2 at Kansas (4/12/13)

Ks: 7 at Kansas (4/12/13)

Hits: 5 at Kansas (4/12/13)

BBs: 1, 7 times

Runs: 1, 8 times, last vs. UIW (3/10/15)

ERs: 1, 8 times, last vs. UIW (3/10/15)



**#51 RHP Jake McKenzie (Fr.)**

0-0 | 0.00 ERA | 6.1 IP | 3 BBs | 6 Ks

Date	Opponent	IP	H	R	ER	BB	K	Dec
2/14	at Rice	2.2	2	0	0	0	2	-
2/17	UTSA	1.1	0	0	0	0	2	-
2/25	UTPA	1.0	0	0	0	1	0	-
3/10	UIW	1.1	0	0	0	2	2	-

**Career Highs****IP:** 2.2, at Rice (2/14)**Ks:** 2, three times, last vs. UIW (3/10)**Hits:** 2, at Rice (3/12)**BBs:** 2, vs. UIW (3/10)**Runs:** 10, four times, last vs. UIW (3/10)**ERs:** 10, four times, last vs. UIW (3/10)**#53 LHP Kirby Bellow (Sr.)**

0-1 | 2.03 ERA | 13.1 IP | 2 BBs | 11 Ks | 1 SV

Date	Opponent	IP	H	R	ER	BB	K	Dec
2/14	at Rice	2.0	2	1	1	0	1	-
2/15	at Rice	2.1	2	0	0	0	3	-
2/21	Minnesota	1.2	1	0	0	0	2	-
2/25	UTPA	1.0	0	0	0	0	0	-
3/1	San Diego	2.2	1	0	0	0	2	-
3/1	San Diego	0.0	2	2	1	0	0	-
3/6	at Stanford	1.2	2	1	1	0	3	L
3/7	at Stanford	2.0	2	0	0	2	0	SV

**Season Highs****IP:** 2.2, vs. San Diego (3/1)**Ks:** 3, twice, last at Stanford (3/6)**Hits:** 2, five times, last at Stanford (3/7)**BBs:** 2, at Stanford (3/7)**Runs:** 2, vs. San Diego (3/1)**ERs:** 1, three times, last at Stanford (3/6)**Career Highs****IP:** 3.1, vs. Texas State (3/15/11)**Ks:** 3, four times, last at Stanford (3/6/15)**Hits:** 2, 11 times, last at Stanford (3/7/15)**BBs:** 3, vs. Texas State (3/15/11)**Runs:** 2, seven times, last vs. San Diego (3/1/15)**ERs:** 2, four times, last at Oklahoma State (5/16/13)

**#24 Parker French****Sr. | RHP****6-2 | 218****Dripping Springs, Texas****Dripping Springs HS****Season Highs****IP:** 7.0, at Stanford (3/7)**Ks:** 4, at Stanford (3/7)**Hits:** 6, at Stanford (3/7)**BBs:** 5, at Stanford (3/7)**Runs:** 3, vs. San Diego (3/1)**ERs:** 2, vs. San Diego (3/1)**Career Highs**

8.0, twice, last vs. UCSB (3/8/13)

8, vs. Stanford (2/21/14)

9, twice, last at Baylor (4/26/13)

Same

8 at Oklahoma (4/11/14)

6 at Stanford (2/26/12)

**AS A SENIOR (2015)**

Seventh in the Big 12 in ERA (1.61) and is the active career conference leader in innings pitched (271) and wins (19) ... earned his second win of the year March 7 at Stanford when he pitched seven inning, allowing just one run in an eventual 3-1 victory ... picked up his first win of 2015 against Minnesota February 20 when he spun six innings with one strikeout while allowing just one unearned run on four hits ... pitched five innings of one-run ball with one strikeout, while allowing four hits and hitting three batters, vs. Rice in the season opener (Feb. 13) of an eventual 3-1 Texas win ... named to the Big 12 Commissioner's Honor Roll for the 2014 fall semester.

**JUNIOR HIGHLIGHTS (2014)**

Went 7-5 with a 2.41 ERA which ranked third on the team and 10th in the Big 12 ... a member of the Academic All-Big 12 first team ... finished second on the team with 62 strikeouts and 104 2/3 innings pitched ... made 20 appearances, 17 of them starts ... ended the year ranked third among active Big 12 players in career innings pitched (248 2/3) and tied for fourth in wins (17).

**SOPHOMORE HIGHLIGHTS (2013)**

Made 13 starts primarily as the team's No. 1 starter as a sophomore, posting a 4-5 record with a 2.68 ERA ... in 77 1/3 innings, allowed 69 hits and 23 earned runs with 24 walks, 46 strikeouts and a .240 opponents' batting average ... threw three innings as part of a combined seven-inning no-hitter on May 11 against Texas Southern.

**FRESHMAN HIGHLIGHTS (2012)**


Made nine starts in 21 appearances as a freshman ... had a 6-2 record with a 2.84 ERA and two saves ... combined in three shutouts ... in 66 2/3 innings, allowed 58 hits and 21 earned runs with 19 walks and 30 strikeouts ... opponents hit .231 ... earned Louisville Slugger/Collegiate Baseball Freshman All-America honors ... named Big 12 Freshman of the Year and received All-Big 12 honorable mention.

**2015 Game-by-Game Stats**

Date	OPPONENT	GS	IP	H	R	ER	BB	SO	2B	3B	HR	WP	BK	HBP	IBB	Score	W	L	SV	ERA
Feb 13, 2015	at Rice	*	5.0	4	1	1	0	1	1	0	0	0	0	3	0	3-1	0	0	0	1.80
Feb 20, 2015	MINNESOTA	*	6.0	3	1	0	2	2	2	0	0	1	0	0	0	13-2	1	0	0	0.82
Mar 01, 2015	SAN DIEGO-1	*	4.1	5	3	2	1	2	1	0	0	0	0	1	0	1-3	1	1	0	1.76
Mar 07, 2015	at Stanford	*	7.0	6	1	1	5	4	2	0	0	0	0	0	0	3-1	2	1	0	1.61
<b>Totals</b>		<b>4</b>	<b>22.1</b>	<b>18</b>	<b>6</b>	<b>4</b>	<b>8</b>	<b>9</b>	<b>6</b>	<b>0</b>	<b>0</b>	<b>1</b>	<b>0</b>	<b>4</b>	<b>0</b>	<b>20-7</b>	<b>2</b>	<b>1</b>	<b>0</b>	<b>1.61</b>

**Career Stats**

Year	ERA	W	L	App	GS	CG	SHO	CBO	SV	IP	H	R	ER	BB	SO	2B	3B	HR	BF	B/Avg	WP	HBP	BK	SFA	SHA
2012	2.84	6	2	21	9	0	0	3	2	66.2	58	32	21	19	30	10	4	3	288	.231	3	12	1	1	5
2013	2.68	4	5	13	13	0	0	1	0	77.1	69	26	23	24	46	9	2	1	329	.240	5	7	0	2	8
2014	2.41	7	5	20	17	0	0	4	1	104.2	88	43	28	44	62	13	0	0	456	.233	4	15	0	4	15
2015	1.61	2	1	4	4	0	0	0	0	22.1	18	6	4	8	9	6	0	0	94	.228	1	4	0	2	1
<b>TOTAL</b>	<b>2.52</b>	<b>19</b>	<b>13</b>	<b>58</b>	<b>43</b>	<b>0</b>	<b>0</b>	<b>8</b>	<b>3</b>	<b>271.0</b>	<b>233</b>	<b>107</b>	<b>76</b>	<b>95</b>	<b>147</b>	<b>38</b>	<b>6</b>	<b>4</b>	<b>1167</b>	<b>.234</b>	<b>13</b>	<b>38</b>	<b>1</b>	<b>9</b>	<b>29</b>

**#30 Josh Sawyer****So. | LHP****6-2 | 190****San Angelo, Texas****San Angelo Central HS****Season Highs**

IP: 5.0, twice, last at Stanford (3/8)

Ks: 4, vs. Minnesota (2/21)

Hits: 7, at Rice (2/14)

BBs: 2, at Rice (2/14)

Runs: 5, at Rice (2/14)

ERs: 5, at Rice (2/14)

**Career Highs**

Same

4, twice, last vs. Minn. (2/21/15)

Same

2, twice, last at Rice (2/14/15)

Same

Same

**AS A SOPHOMORE (2015)**

Earned his second win of the season March 8 against Stanford, pitching five innings and allowing two runs (one earned) on four hits, while striking out one Cardinal ... spun four scoreless frames in a start vs. San Diego on March 1 (game two), allowing three hits and one walk, while striking out three in a no decision ... won his first game of 2015 in his second career start on February 21 (game one) against Minnesota after spinning five scoreless frames with four strikeouts, and allowing just three hits and one walk ... made his first career start on the mound February 14 (game two) against Rice, tossing 4 1/3 innings ... named to the Big 12 Commissioner's Honor Roll for the 2014 fall semester.

**AS A FRESHMAN (2014)**

Went 1-0 with a 5.59 ERA, logging 9 2/3 innings on the year ... had his best outing of the season at West Virginia on May 4, tossing three scoreless innings while allowing just two hits ... picked up his first career win on February 18 against Texas A&M Corpus Christi when he hurled 2 2/3 shutout innings in relief while striking out four ... recorded his first collegiate appearance against Cal on February 14 ... named to the Big 12 Commissioner's Honor Roll for the 2013 fall semester and the 2014 spring semester.


**2015 Game-by-Game Stats**

Date	OPPONENT	GS	IP	H	R	ER	BB	SO	2B	3B	HR	WP	BK	HBP	IBB	Score	W	L	SV	ERA
Feb 14, 2015	at Rice (Game 2-DH)	*	4.1	7	5	5	2	1	1	0	0	0	2	0	0	2-5	0	1	0	10.38
Feb 21, 2015	MINNESOTA (Game 1-DH)	*	5.0	3	0	0	1	4	0	0	0	0	0	0	0	5-0	1	1	0	4.82
Mar 01, 2015	SAN DIEGO (Game 2-DH)	*	4.0	3	0	0	1	3	1	0	0	0	0	1	0	1-6	1	1	0	3.38
Mar 08, 2015	at Stanford	*	5.0	4	2	1	1	1	1	0	0	0	0	0	0	12-4	2	1	0	2.95
<b>Totals</b>		<b>4</b>	<b>18.1</b>	<b>17</b>	<b>7</b>	<b>6</b>	<b>5</b>	<b>9</b>	<b>3</b>	<b>0</b>	<b>0</b>	<b>0</b>	<b>2</b>	<b>1</b>	<b>0</b>	<b>20-15</b>	<b>2</b>	<b>1</b>	<b>0</b>	<b>2.95</b>

**Career Stats**

Year	ERA	W	L	App	GS	CG	SHO	CBO	SV	IP	H	R	ER	BB	SO	2B	3B	HR	BF	B/Avg	WP	HBP	BK	SFA	SHA
2014	5.59	1	0	7	0	0	0	1	0	9.2	14	6	6	6	8	4	0	0	48	.333	3	0	0	0	0
2015	2.95	2	1	4	4	0	0	1	0	18.1	17	7	6	5	9	3	0	0	76	.250	0	1	2	0	2
<b>TOTAL</b>	<b>3.86</b>	<b>3</b>	<b>1</b>	<b>11</b>	<b>4</b>	<b>0</b>	<b>0</b>	<b>2</b>	<b>0</b>	<b>28.0</b>	<b>31</b>	<b>13</b>	<b>12</b>	<b>11</b>	<b>17</b>	<b>7</b>	<b>0</b>	<b>0</b>	<b>124</b>	<b>.282</b>	<b>3</b>	<b>1</b>	<b>2</b>	<b>0</b>	<b>2</b>





## #31 Chad Hollingsworth

Jr. | RHP  
6-2 | 210  
Waco, Texas  
Robinson HS

### Season Highs

IP: 6.1, vs. Minnesota (2/21)  
Ks: 5, vs. Minnesota (2/21)  
Hits: 8, at Rice (2/15)  
BBs: 3, at Stanford (3/5)  
Runs: 5, at Stanford (3/5)  
ERs: 5, at Stanford (3/5)

### Career Highs

9.0, vs. Texas A&M (6/2/14)  
Same  
Same  
5, vs. Texas A&M (6/2/14)  
Same  
Same

### AS A JUNIOR (2015)

Took his first loss since 2013 after surrendering five runs on six hits in five innings of work at Stanford on March 5 ... won his first game of the year against Minnesota February 21 by tossing 6 1/3 scoreless frames with five strikeouts, and only allowing two hits and two walks ... started and pitched 4 2/3 innings against Rice on February 15, allowing three runs on eight hits and one walk, while striking out one.

### AS A SOPHOMORE (2014)

A second team All-Big 12 selection ... named second team Academic All-Big 12 ... went 4-0 with a 1.15 ERA, making 25 appearances spanning 54 2/3 innings ... allowed just 34 hits all season with opponents batting just .184 against him ... spent the regular season as a reliever before being thrust into a starting role in the postseason ... in two postseason starts, went 2-0 with a 0.00 ERA, allowing just six hits in 17 1/3 innings ... threw 8 1/3 scoreless innings against UC Irvine in the CWS on June 18 with five strikeouts and only four hits allowed to earn his fourth victory of the season ... earned Co-Most Outstanding Player award in the Houston Regional ... in his first start of the season June 2 against Texas A&M, threw a complete game two-hitter with one unearned run, to help Texas claim the Houston Regional Title ... earned his second save of the season May 21 against Texas Tech when he threw 3 2/3 innings of relief and only allowed one earned run ... won his second game of the year May 3 when he pitched two scoreless innings in relief against West Virginia ... picked up his first career save on April 25 against Oklahoma State when he threw three scoreless innings, allowing only one hit and striking out three in a 3-0 win ... pitched two strong scoreless innings in relief against UTPA on April 22 with two strikeouts and only one hit allowed ... earned his first win of the season against UT Arlington on April 15 when he pitched three perfect innings in relief ... threw two scoreless innings in relief against Rice on April 8 ... had his longest outing of the season against Texas Tech on March 29 when he threw 4 2/3 innings in relief, yielding only one earned run and striking out one ... threw two scoreless innings without allowing a base runner and struck out two against Texas State on March 11.

### FRESHMAN HIGHLIGHTS (2013)

Appeared in 17 games with five starts and accumulated a 3.72 ERA in 29 innings ... compiled a 3-1 record and gave up 25 hits, 12 earned runs, 15 strikeouts, 11 walks while opponents hit .236 ... as a starter, went 2-1 and logged 18 2/3 innings with a 3.92 ERA.

### 2015 Game-by-Game Stats

Date	OPPONENT	GS	IP	H	R	ER	BB	SO	2B	3B	HR	WP	BK	HBP	IBB	Score	W	L	SV	ERA
Feb 15, 2015	RICE	*	4.2	8	3	3	1	1	0	0	0	0	0	0	1	4-3	0	0	0	5.79
Feb 21, 2015	MINNESOTA-2	*	6.1	2	0	0	2	5	0	0	0	0	0	0	0	5-0	1	0	0	2.45
Mar 05, 2015	Stanford	*	5.0	6	5	5	3	1	3	0	2	0	0	1	0	4-5	1	1	0	4.50
<b>Totals</b>		<b>3</b>	<b>16.0</b>	<b>16</b>	<b>8</b>	<b>8</b>	<b>6</b>	<b>7</b>	<b>3</b>	<b>0</b>	<b>2</b>	<b>0</b>	<b>0</b>	<b>1</b>	<b>1</b>	<b>13-8</b>	<b>1</b>	<b>1</b>	<b>0</b>	<b>4.50</b>

### Career Stats

Year	ERA	W	L	App	GS	CG	SHO	CBO	SV	IP	H	R	ER	BB	SO	2B	3B	HR	BF	B/Avg	WP	HBP	BK	SFA	SHA
2013	3.86	3	1	16	5	0	0	0	0	28.0	25	13	12	11	14	4	4	0	119	.243	4	2	0	1	2
2014	1.15	4	0	25	2	1	0	4	2	54.2	34	10	7	13	28	3	3	0	212	.184	2	6	0	1	7
2015	4.50	1	1	3	3	0	0	1	0	16.0	16	8	8	6	7	3	0	2	66	.281	0	1	0	0	2
<b>TOTAL</b>	<b>2.44</b>	<b>8</b>	<b>2</b>	<b>45</b>	<b>10</b>	<b>1</b>	<b>0</b>	<b>5</b>	<b>2</b>	<b>99.2</b>	<b>75</b>	<b>31</b>	<b>27</b>	<b>30</b>	<b>50</b>	<b>10</b>	<b>7</b>	<b>2</b>	<b>400</b>	<b>.216</b>	<b>6</b>	<b>9</b>	<b>0</b>	<b>2</b>	<b>11</b>

**#1 Tres Barrera C | 6-0 | 211 | R/R | So.**

- BIG12: Currently in the top 10 of over 10 hitting categories for the conference, including fifth in runs (14), tied for fourth in home runs (4), third in both on-base percentage (.487) and slugging percentage (.650) and tied for first in walks (15)
- Leads the team with four home runs, a .487 on-base percentage and 15 walks
- Second on the team in slugging (.650) and runs scored (14), and is third in RBIs (13) and doubles (4)
- ON BASE: Has reached base in all 17 games thus far, and holds an 18-game on-base streak dating back to 2014
- STANFORD SERIES: 5-for-14 with a home run, a double, two runs scored, three RBIs and four walks in the four-game set (3/5-3/8)
- MINNESOTA SERIES: 5-for-15 with five runs scored, two doubles, a triple, three walks and an RBI in the four games (2/20-2/22)
- Went 5-for-6 with a home run, a double and six RBIs against UTSA (2/17)
- IN 2014: Named a second team freshman All-American by Baseball America and Perfect Game and named to the Big 12 All-Freshman team
- IN 2014: Won the 2014 College Home Run Derby by blasting 41 home runs in the competition
- IN 2014: Played in 65 games, starting 63 ... hit .261 on the year while ranking second on the team in home runs (5) and tied for second in RBIs (35) and doubles (13)

**Career Highs****Hits:** 5, vs. UTSA (2/17/15)**Runs Batted In:** 9, 6 vs. UTSA (2/17/15)**Runs Scored:** 2, 12 times, last vs. UIW (3/10/15)**Walks:** 2, eight times, last at Stanford (3/8/15)**Doubles:** 2, twice, last vs. Baylor (4/5/14)**Triples:** 1, four times, last vs. Minnesota (2/21/15)**Home Runs:** 2, at Kansas State (5/18/14)**Total Bases:** 9, vs UTSA (2/17/15)**Stolen Bases:** -**#4 Collin Shaw OF | 6-0 | 199 | L/L | Sr.**

- NCAA: Tied for first in the nation with 12 doubles
- BIG12: Leads the Big 12 in doubles (12), is tied for second in RBIs (16), tied for fifth in hits (21) and is eighth in total bases (38)
- Leads the team in doubles (12) and RBIs (16)
- Is tied for second on the team with 21 hits, and is third in total bases (35)
- Has the second most multi-hit games on the team (6), and leads the squad with five multi-RBI outings.
- RUNNERS IN SCORING POSITION: .409 (9-for-22)
- Smashed two doubles and a triple with two RBIs and a run scored against Minnesota (2/20)
- IN 2014: Named to the Houston All-Regional Team and Academic All-Big 12 second team
- IN 2014: Played in 61 games with 56 starts in right field while hitting .264 and stealing 13 bases on 19 attempts
- IN 2014: Was second on the team with 12 sacrifice bunts and five sac flies, and also provided great defense with a number of diving, highlight-reel catches and had four outfield assists

**Career Highs****Hits:** 3, three times, last vs. Minnesota (2/20/15)**Runs Batted In:** 3, twice, last vs. Minnesota (2/21/15)**Runs Scored:** 2, five times, last at Kansas State (5/16/14)**Walks:** 3, vs. Baylor (4/6/14)**Doubles:** 2, three times, last vs. Minnesota (2/21/15)**Triples:** 1, three times, last vs. Minnesota (2/20/15)**Home Runs:** -**Total Bases:** 7, vs. Minnesota (2/20/15)**Stolen Bases:** 2, last vs. Texas Tech (5/21/14)**#7 Michael Cantu C | 6-3 | 237 | R/R | Fr.**

- BIG12: Co-Big 12 Newcomer of the Week Honors for February 16-22, hitting .375 (6-for-16) for the week, and also tied for the team lead with seven RBIs while adding six runs and a pair of doubles, and drew a team-high six walks to have a team-best .545 on-base percentage during that span
- BIG12: Fifth in the conference in walks (13), seventh in on-base percentage (.460) and tied for 10th in runs scored (13)
- Second on the team with 13 walks, and is third in on-base percentage (.460), runs scored (13) and batting average (.320)
- RUNNERS IN SCORING POSITION: 7-for-17 (.412)
- STANFORD SERIES: .357 (5-for-14) in a four-game series, with a double, five runs scored, an RBI and four walks (3/5-3/8)
- 3-for-3 with two walks, two runs scored, two doubles and five RBIs against Minnesota (2/20)
- scored three runs and had two hits and two walks against UTSA (2/17)

**Career Highs****Hits:** 3, vs. Minnesota (2/20)**Runs Batted In:** 5, vs. Minnesota (2/20)**Runs Scored:** 3, twice, last at Stanford (3/8)**Walks:** 2, five times, last at Stanford (3/8)**Doubles:** 2, vs. Minnesota (2/20)**Triples:** -**Home Runs:** -**Total Bases:** 5, vs. Minnesota (2/20)**Stolen Bases:** -**#8 Brooks Marlow 2B | 5-9 | 184 | L/R | Sr.**

- Third on the team in home runs (2)
- Scored two runs and launched his second home run of the season against Incarnate Word (3/10)
- 2-for-5 with a double and a career-high four RBIs vs. Minnesota (2/22)
- Had two hits, including a solo home run, in game two of the doubleheader against Minnesota (2/21)
- IN 2014: Named to the All-Big 12 second team and was named to the Houston All-Regional Team
- IN 2014: Started all 67 games at second base and won the Rawlings Gold Glove at his position
- IN 2014: Hit .268 with a .383 on-base percentage which was second on the team, and drew 47 walks which was tied for the second most in the Big 12

**Career Highs****Hits:** 4, three times, last vs. Rice (5/31/14)**Runs Batted In:** 4, vs. Minnesota (2/22/15)**Runs Scored:** 3, three times, last at Rice (4/1/14)**Walks:** 3, twice, last vs. Oklahoma State (5/24/14)**Doubles:** 2, four times, last vs. Baylor (4/4/14)**Triples:** 1, eight times, last vs. Vanderbilt (6/20/14)**Home Runs:** 2, vs. Duke (2/18/12)**Total Bases:** 9, at Texas Tech (3/28/14)**Stolen Bases:** 1, seven times, last at Kansas State (5/18/14)

**#9 C.J Hinojosa INF | 5-9 | 179 | R/R | Jr.**

- TWO-OUTS: .333 (6-for-18)
- 3-for-5 with a double, two runs scored and an RBI against UTSA (2/17)
- Game-tying two-out RBI single in the top of the seventh inning against Rice (2/15)
- IN 2014: Named to the College World Series All-Tournament Team and the Academic All-Big 12 second team
- IN 2014: Started all 67 games at shortstop and finished second on the team with a .298 batting average
- IN 2014: Ranked second on the team with 21 multiple-hit games and nine multiple-RBI games, tied for second with 13 doubles and 35 RBIs and led the team with 16 sacrifice bunts which ranked t-17th nationally

**Career Highs****Hits:** 3, 10 times, last vs. UTSA (2/17/15)**Runs Batted In:** 3, three times, last vs. TAMU CC (2/18/14)**Runs Scored:** 2, 10 times, last vs. Minnesota (2/20/15)**Walks:** 3, vs. Columbia (3/22/14)**Doubles:** 2, at TCU (5/17/13)**Triples:** 1, two times, last vs. Texas Southern (5/11/13)**Home Runs:** 1, four times, last vs. UC Irvine (6/18/14)**Total Bases:** 5, four times, last at Oklahoma (4/11/14)**Stolen Bases:** 1, 10 times, last vs. Minnesota (2/22)**#14 Ben Johnson OF | 6-0 | 191 | R/R | Jr.**

- NCAA: Third in the country in hits (33) and tied for seventh in total bases (50)
- BIG12: Leads the Big 12 in batting average (.440), hits (33) and total bases (50)
- BIG12: Second in the conference in slugging percentage (.667), fourth in on-base percentage (.476) and runs (15); fifth in RBIs (15) and tied for sixth with three home runs.
- Leads the team in batting average (.440), hits (33), total bases (50) and runs scored (15), and is second in RBIs (15)
- Began the season on a 10-game hit streak
- Has had multiple hits in 10 of the first 17 games, and three or more hits in five
- TWO-OUTS: 10-for-21 (.476) with eight RBIs
- RUNNERS IN SCORING POSITION: 9-for-18 (.500)
- STANFORD SERIES: 8-for-17 with two home runs, a triple, five RBIs, five runs scored, two hit by pitches and a walk in the four-game set at Stanford (3/5-3/8)
- MINNESOTA SERIES: hit .500 (9-for-18) in a four-game set with a double, a triple, an RBI, two runs scored and two stolen bases (2/20-2/22)
- RICE SERIES: 8-for-18 with a home run, five RBIs and five runs scored in the weekend series vs. Rice (2/13-2/15)
- Had a career-high five hits (5-for-5), including a triple, two runs scored and two RBIs at Stanford (3/8)
- Had a 4-for-5 game, along with a three-run home run and three runs scored vs. Rice (2/14)
- IN 2014: Honorable mention All-Big 12 and first team Academic All-Big 12 selection
- IN 2014: Started all 67 games in the outfield (62 in LF, 5 in RF), and led the team and ranked tied for second in the Big 12 with 21 stolen bases (on 21 attempts)
- IN 2014: Hit .263 with a team-high six home runs, had 33 RBIs, 11 doubles, three triples and scored a team-high 46 runs

**Career Highs****Hits:** 5, at Stanford (3/8/15)**Runs Batted In:** 3, five times, last at Stanford (3/5/15)**Runs Scored:** 4, vs. UT Arlington (4/15/14)**Walks:** 3, vs. UTPA (4/16/13)**Doubles:** 2, vs. UCSB (3/10/13)**Triples:** 1, seven times, last at Stanford (3/8/15)**Home Runs:** 2, at Stanford (3/5/15)**Total Bases:** 9, at Stanford (3/5/15)**Stolen Bases:** 3, vs. PVAM (4/29/14)**#17 Bret Boswell INF | 5-11 | 177 | L/R | r-Fr.**

- BIG12: Second on the team and tied for second in the league with seven doubles
- Third on the team with five multi-hit games this season, and tied for second with four multi-RBI games
- Had the second longest reached base streak on the team this season, reaching in the first 12 games
- MINNESOTA SERIES: hit .400 (6-for-15) for the series with four runs scored, three RBIs, three doubles and two walks (2/20-2/22)
- Mashed two doubles, drove in two runs and scored twice vs. Incarnate Word (3/10)
- Went 3-for-5 with a double, run scored and two RBIs, including a walk-off RBI single, in a 5-4 win over UTPA (2/25)
- Was 2-for-4 with a run scored, an RBI and two doubles vs. Minnesota (2/21)
- IN 2014: Missed the season due to injury

**Career Highs****Hits:** 3, vs. UTPA (2/25)**Runs Batted In:** 2, four times, last vs. UIW (3/10)**Runs Scored:** 2, three times, last vs. UIW (3/10)**Walks:** 2, twice, last vs. San Diego (3/1)**Doubles:** 2, twice, last vs. UIW (3/10)**Triples:** -**Home Runs:** -**Total Bases:** 4, four times, last vs. UIW (3/10)**Stolen Bases:** -**#40 Taylor Stell OF | 6-4 | 202 | R/R | r-Jr.**

- TWO OUT RBI: Five of six RBIs have come with two outs
- Had a hit, two RBIs, a run scored and a walk at Stanford (3/8)
- Hit his first career home run (3/6) at Stanford, a three-run shot in the second inning
- IN 2014: Missed the season due to injury

**Career Highs****Hits:** 3, vs. Texas Southern (5/11/13)**Runs Batted In:** 3, at Stanford (3/6/15)**Runs Scored:** 3, vs. Cal (3/30/12)**Walks:** 2, vs. UTPA (3/28/12)**Doubles:** 2, vs. Texas Southern (5/11/13)**Triples:** 1, vs. California (3/30/12)**Home Runs:** 1, at Stanford (3/6/15)**Total Bases:** 5, vs. Texas Southern (5/11/13)**Stolen Bases:** 2, vs. Cal (3/30/12)**#50 Zane Gurwitz OF | 5-8 | 175 | R/R | So.**

- Blasted his first home run of the season in a 1-for-3, two RBI and two walk effort against Stanford (3/8)
- Hit a game-tying RBI single in the bottom of the eighth inning against UTPA (2/25)
- Had an RBI triple and scored a run vs. Minnesota (2/22)
- IN 2014: A member of the Big 12 All-Freshman team
- IN 2014: Played in 61 games with 59 starts (48 at third base, 5 in left field, six in right field)
- IN 2014: Finished third on the team with a .284 batting average, recorded 10 doubles, a triple and two home runs and went 9-for-9 on stolen bases

**Career Highs****Hits:** 4, at Texas Tech (3/29/14)**Runs Batted In:** 3, twice, last at Kansas State (5/18/14)**Runs Scored:** 3, vs. UT Arlington (4/15/14)**Walks:** 3, at Stanford (3/5/15)**Doubles:** 2, twice, last at Oklahoma (4/13/14)**Triples:** 1, twice, last vs. Vanderbilt (6/20/14)**Home Runs:** 1, three times, last at Stanford (3/8/15)**Total Bases:** 5, at Cal (2/16/14)**Stolen Bases:** 2, at Texas Tech (3/29/14)



**2015 Texas Longhorns Baseball**  
**Overall Statistics for Texas (as of Mar 11, 2015)**  
**(All games Sorted by Batting avg)**

Record: 11-6 Home: 7-2 Away: 4-4 Big 12: 0-0

Player	avg	gp-gs	ab	r	h	2b	3b	hr	rbi	tb	slg%	bb	hp	so	gdp	ob%	sf	sh	sb-att	po	a	e	fld%
14 Johnson, Ben	.440	17-17	75	15	33	2	3	3	15	50	.667	2	4	10	0	.476	1	1	2-3	21	3	2	.923
1 Barrera, Tres	.350	17-17	60	14	21	4	1	4	13	39	.650	15	1	11	0	.487	0	0	0-0	131	11	0	1.000
7 Cantu, Michael	.320	15-15	50	13	16	3	0	0	10	19	.380	13	0	10	1	.460	0	0	0-0	100	15	1	.991
4 Shaw, Collin	.304	17-17	69	6	21	12	1	0	16	35	.507	3	4	19	3	.368	0	4	1-4	30	1	1	.969
17 Boswell, Bret	.286	17-17	63	13	18	7	0	0	10	25	.397	9	2	19	1	.392	0	1	0-0	14	36	1	.980
8 Marlow, Brooks	.270	17-17	63	9	17	3	0	2	7	26	.413	10	0	13	0	.370	0	3	0-0	27	59	2	.977
9 Hinojosa, C.J	.200	17-16	60	9	12	3	0	0	6	15	.250	11	2	10	4	.333	2	1	2-3	34	44	3	.963
50 Gurwitz, Zane	.200	16-16	50	6	10	2	1	1	7	17	.340	12	1	12	1	.365	0	4	1-3	43	1	0	1.000
-----																							
32 McCann, Michael	.286	3-3	14	2	4	2	0	0	1	6	.429	0	0	5	0	.286	0	0	0-0	0	0	0	.000
12 Baker, Joe	.250	7-3	8	3	2	0	0	0	1	2	.250	3	2	3	0	.538	0	0	1-1	0	0	0	.000
40 Stell, Taylor	.087	8-7	23	5	2	0	0	1	6	5	.217	3	0	5	0	.185	1	2	0-0	6	0	0	1.000
33 Mathis, Patrick	.000	7-4	14	2	0	0	0	0	0	0	.000	2	0	6	0	.125	0	0	1-1	0	0	0	.000
11 Jones, Travis	.000	4-2	8	1	0	0	0	0	0	0	.000	0	1	6	0	.111	0	0	0-0	29	1	1	.968
6 Macalla, Connor	.000	2-1	3	0	0	0	0	0	0	0	.000	1	0	0	0	.250	0	0	0-0	0	0	0	.000
51 McKenzie, Jake	.000	1-1	2	1	0	0	0	0	0	0	.000	1	0	1	0	.333	0	0	0-0	1	2	0	1.000
42 Clemens, Kacy	.000	1-0	0	0	0	0	0	0	0	0	.000	0	0	0	0	.000	0	0	0-0	2	2	0	1.000
Totals	.278	17	562	99	156	38	6	11	92	239	.425	85	17	130	10	.386	4	16	8-15	444	202	15	.977
Opponents	.236	17	538	52	127	20	2	3	48	160	.297	52	14	87	11	.317	4	14	12-17	437	165	15	.976

LOB - Team (148), Opp (126). DPs turned - Team (17), Opp (10).

**(All games Sorted by Earned run avg)**

Player	era	w-l	app	gs	cg	sho	sv	ip	h	r	er	bb	so	2b	3b	hr	b/avg	wp	hp	bk	sfa	sha
24 French, Parker	1.61	2-1	4	4	0	0/0	0	22.1	18	6	4	8	9	6	0	0	.228	1	4	0	2	1
30 Sawyer, Josh	2.95	2-1	4	4	0	0/1	0	18.1	17	7	6	5	9	3	0	0	.250	0	1	2	0	2
-----																						
51 McKenzie, Jake	0.00	0-0	4	0	0	0/0	0	6.1	2	0	0	3	6	0	0	0	.100	1	0	0	0	0
5 McGuire, Andy	0.00	0-0	3	0	0	0/1	0	3.0	3	0	0	1	2	0	0	0	.250	0	1	0	0	0
29 Malmin, Jon	0.87	0-0	5	0	0	0/0	1	10.1	9	3	1	4	7	0	0	0	.220	0	0	0	1	0
19 Mayes, Connor	1.59	1-0	7	2	0	0/1	0	11.1	10	3	2	3	8	1	0	0	.238	0	1	0	1	0
13 Schimpf, Tyler	1.80	1-0	4	1	0	0/1	0	5.0	3	1	1	2	4	0	0	0	.176	1	1	1	0	1
38 Culbreth, Ty	2.00	2-0	7	0	0	0/1	2	9.0	7	3	2	5	9	0	0	0	.233	0	0	0	0	4
53 Bellow, Kirby	2.03	0-1	8	0	0	0/1	1	13.1	12	4	3	2	11	3	0	0	.250	0	0	0	0	2
27 Duke, Travis	2.16	1-0	7	0	0	0/1	0	8.1	11	2	2	0	1	0	1	0	.324	0	1	0	0	1
34 Johnston, Kyle	2.70	0-1	6	0	0	0/1	1	6.2	4	2	2	5	3	1	0	0	.174	0	0	0	0	0
31 Hollingsworth, Chad	4.50	1-1	3	3	0	0/1	0	16.0	16	8	8	6	7	3	0	2	.281	0	1	0	0	2
42 Clemens, Kacy	6.19	1-1	4	3	0	0/1	0	16.0	13	11	11	8	8	2	1	1	.220	1	3	0	0	1
48 Marlow, Ty	9.00	0-0	2	0	0	0/0	0	2.0	2	2	2	0	3	1	0	0	.250	0	1	0	0	0
Totals	2.68	11-6	17	17	0	3/3	5	148.0	127	52	44	52	87	20	2	3	.236	4	14	3	4	14
Opponents	5.19	6-11	17	17	0	0/0	5	145.2	156	99	84	85	130	38	6	11	.278	16	17	1	4	16

PB - Team (5), Cantu 3, Barrera 2, Opp (3). Pickoffs - Team (0), Opp (5).

**2015 Texas Longhorns Baseball**  
**Games Summary for Texas (as of Mar 10, 2015)**  
**(All games)**

<b>Score by innings</b>	<b>1</b>	<b>2</b>	<b>3</b>	<b>4</b>	<b>5</b>	<b>6</b>	<b>7</b>	<b>8</b>	<b>9</b>	<b>EX</b>	<b>Total</b>
Texas	14	18	9	4	8	2	18	18	7	1	99
Opponents	8	7	8	6	7	6	1	1	8	0	52

**Record when ...**

Overall	11-6	After 6 leading	8-0
Conference	0-0	..... trailing	2-5
Non-Conference	11-6	..... tied	1-1
Home games	7-2	After 7 leading	9-0
Away games	4-4	..... trailing	1-4
Neutral site	0-0	..... tied	1-1
Day games	5-4	After 8 leading	9-0
Night games	6-2	..... trailing	0-4
vs Left starter	1-2	..... tied	2-1
vs Right starter	10-4		
1-Run games	2-2	Hit 0 home runs	7-2
2-Run games	2-2	... 1 home run	2-3
5+Run games	7-1	... 2+ home runs	2-1
Extra innings	1-0		
Shutouts	3-0	Opponent 0 home runs	11-4
		..... 1 home run	0-1
Scoring 0-2 runs	0-3	..... 2+ HRs	0-1
..... 3-5 runs	6-2		
..... 6-9 runs	2-1	Made 0 errors	5-2
..... 10+ runs	3-0	.... 1 error	3-3
		.... 2+ errors	3-1
Opponent 0-2 runs	8-0		
..... 3-5 runs	3-4	Opp. made 0 errors	5-2
..... 6-9 runs	0-1	..... 1 error	4-2
..... 10+ runs	0-1	..... 2+ errors	2-2
Scored in 1st inning	6-2	Out-hit opponent	8-1
Opp. scored in 1st	1-2	Out-hit by opponent	3-5
Scores first	8-3	Hits are tied	0-0
Opp. scores first	3-3		

**Record when team scores:**

Runs	0	1	2	3	4	5	6	7	8	9	10+
W-L	0-0	0-2	0-1	2-1	1-1	3-0	0-0	1-0	1-0	0-1	3-0

**Record when opponent scores:**

Runs	0	1	2	3	4	5	6	7	8	9	10+
W-L	3-0	3-0	2-0	1-1	2-0	0-3	0-1	0-0	0-0	0-0	0-1

**Record when leading after:**

Inn.	1	2	3	4	5	6	7	8
W-L	6-1	6-1	7-1	8-1	8-1	8-0	9-0	9-0

**Record when trailing after:**

Inn.	1	2	3	4	5	6	7	8
W-L	1-2	2-4	2-4	2-4	2-4	2-5	1-4	0-4

**Record when tied after:**

Inn.	1	2	3	4	5	6	7	8
W-L	4-3	3-1	2-1	1-1	1-1	1-1	1-1	2-1

Current winning streak: 3

Longest winning streak: 7

Longest losing streak: 4

Home attendance : 35621 ( 7 dates avg = 5088 )

Away attendance : 24267 ( 8 dates avg = 3033 )

Total attendance: 59888 ( 15 dates avg = 3992 )

**2015 Texas Longhorns Baseball**  
**Miscellaneous Stats for Texas (as of Mar 10, 2015)**  
**(All games)**

<b>Multiple Hit Games</b>	<b>2</b>	<b>3</b>	<b>4</b>	<b>5+</b>	<b>Total</b>
14 Johnson, Ben	5	2	2	1	10
4 Shaw, Collin	4	2	-	-	6
17 Boswell, Bret	3	2	-	-	5
1 Barrera, Tres	2	1	-	1	4
7 Cantu, Michael	3	1	-	-	4
8 Marlow, Brooks	4	-	-	-	4
50 Gurwitz, Zane	2	-	-	-	2
32 McCann, Michael	1	-	-	-	1
9 Hinojosa, C.J	-	1	-	-	1
TEAM	24	9	2	2	37

<b>Multiple RBI Games</b>	<b>2</b>	<b>3</b>	<b>4</b>	<b>5+</b>	<b>Total</b>
4 Shaw, Collin	4	1	-	-	5
17 Boswell, Bret	4	-	-	-	4
14 Johnson, Ben	1	3	-	-	4
1 Barrera, Tres	2	-	-	1	3
40 Stell, Taylor	1	1	-	-	2
8 Marlow, Brooks	-	-	1	-	1
50 Gurwitz, Zane	1	-	-	-	1
7 Cantu, Michael	-	-	-	1	1
TEAM	13	5	1	2	21

<b>Hitting Streaks</b>	<b>Longest</b>	<b>Current</b>
14 Johnson, Ben	10	2
1 Barrera, Tres	6	6
8 Marlow, Brooks	6	4
7 Cantu, Michael	6	6
17 Boswell, Bret	6	2
9 Hinojosa, C.J	5	-
4 Shaw, Collin	4	4
32 McCann, Michael	3	3
12 Baker, Joe	2	-
50 Gurwitz, Zane	2	2
40 Stell, Taylor	1	-

<b>Reached Base Streaks</b>	<b>Longest</b>	<b>Current</b>
1 Barrera, Tres	17	17
17 Boswell, Bret	12	2
14 Johnson, Ben	10	3
9 Hinojosa, C.J	9	-
50 Gurwitz, Zane	7	4
4 Shaw, Collin	7	4
8 Marlow, Brooks	6	5
7 Cantu, Michael	6	6
32 McCann, Michael	3	3
12 Baker, Joe	3	2
40 Stell, Taylor	2	-
11 Jones, Travis	1	-
51 McKenzie, Jake	1	1
6 Macalla, Connor	1	-
33 Mathis, Patrick	1	-





# 2015 University of Texas Baseball Roster



<b>No.</b>	<b>Name</b>	<b>Pos.</b>	<b>B/T</b>	<b>Ht.</b>	<b>Wt.</b>	<b>Class</b>	<b>Hometown (High School/Previous School)</b>
1	Tres Barrera	C	R/R	6-0	211	So.	Eagle Pass, Texas (Mission Sharyland HS)
2	Kaleb Denny	OF	R/R	6-1	201	Fr.	Atascocita, Texas (Barbers Hill HS)
4	Collin Shaw	OF	L/L	6-0	199	Sr.	Austin, Texas (Westlake HS)
5	Andy McGuire	RHP/INF	R/R	6-0	200	So.	Oakton, Va. (James Madison HS)
6	Connor Macalla	INF	L/R	6-0	180	r-Fr.	Houston, Texas (Langham Creek HS)
7	Michael Cantu	C	R/R	6-3	237	Fr.	Corpus Christi, Texas (Moody HS)
8	Brooks Marlow	INF	L/R	5-9	184	Sr.	Giddings, Texas (Giddings HS)
9	C.J. Hinojosa	INF	R/R	5-9	179	Jr.	Spring, Texas (Klein Collins HS)
11	Travis Jones	INF	R/R	6-3	200	Fr.	Humble, Texas (Atascocita HS)
12	Joe Baker	INF	R/R	5-9	188	Fr.	McKinney, Texas (McKinney HS)
13	Tyler Schimpf	RHP	R/R	6-4	207	Fr.	Sacramento, Calif. (Capital Christian HS)
14	Ben Johnson	OF	R/R	6-0	191	Jr.	Austin, Texas (Westwood HS)
17	Bret Boswell	INF	L/R	6-0	190	r-Fr.	Rockwall, Texas (Rockwall-Heath HS)
19	Connor Mayes	RHP	R/R	6-2	200	Fr.	Austin, Texas (Lake Travis HS)
24	Parker French	RHP	L/R	6-2	218	Sr.	Dripping Springs, Texas (Dripping Springs HS)
27	Travis Duke	LHP	L/L	6-3	210	Jr.	Pearland, Texas (Dawson HS)
29	Jon Malmin	LHP	L/L	6-0	180	So.	Troy, Texas (Troy HS)
30	Josh Sawyer	LHP	L/L	6-2	190	So.	San Angelo, Texas (San Angelo Central HS)
31	Chad Hollingsworth	RHP	R/R	6-2	210	Jr.	Waco, Texas (Robinson HS)
32	Michael McCann	C	R/R	5-9	215	Fr.	Round Rock, Texas (Cedar Ridge HS)
33	Patrick Mathis	OF	L/L	6-0	193	Fr.	Waco, Texas (Venus HS)
34	Kyle Johnston	RHP	R/R	6-0	202	Fr.	Flower Mound, Texas (Flower Mound HS)
35	Blake Goins	RHP	R/R	5-11	205	So.	Pearland, Texas (Pearland HS)
38	Ty Culbreth	LHP	L/L	5-10	181	Jr.	Bryan, Texas (Bryan HS)
40	Taylor Stell	OF	R/R	6-4	202	r-Jr.	Dallas, Texas (Lake Highlands HS)
41	Morgan Cooper	RHP	R/R	6-4	211	So.	Jarrell, Texas (Jarrell HS)
42	Kacy Clemens	RHP/INF	L/R	6-2	212	So.	Houston, Texas (Memorial HS)
45	Grant Martin	C	R/R	5-9	167	Sr.	Burnet, Texas (Burnet HS)
46	James Barton	C	L/R	5-10	184	Jr.	Austin, Texas (Hyde Park Baptist HS)
47	Ben Kennedy	OF	L/R	5-9	195	r-Fr.	College Station, Texas (A&M Consolidated)
48	Ty Marlow	RHP	R/R	5-10	189	r-Sr.	Giddings, Texas (Giddings HS/Texas A&M/McLennan CC)
49	Parker Joe Robinson	RHP/INF	R/R	6-4	240	Fr.	Coto de Caza, Calif. (JSerra Catholic HS)
50	Zane Gurwitz	OF	R/R	5-8	175	So.	San Antonio, Texas (Churchill HS)
51	Jake McKenzie	RHP/INF	R/R	6-0	168	Fr.	Dallas, Texas (W.T. White HS)
53	Kirby Bellow	LHP	L/L	6-1	200	Sr.	Nederland, Texas (Nederland HS)

**Head Coach:** 16 Augie Garrido (Fresno State, 1961), 19th season

**Associate Head Coach:** 44 Skip Johnson (UT Pan American, 1990), 9th season

**Assistant Coach:** 10 Tommy Nicholson (Texas, 2006), 5th season overall (3rd as assistant coach)

**Volunteer Assistant Coach:** 55 Ryan Russ (Texas, 2010), 4th season

## PRONUNCIATIONS

Tres Barrera \_\_\_\_\_ Tress Barrera

Augie Garrido \_\_\_\_\_ AWE gee ga REE doh

C.J. Hinojosa \_\_\_\_\_ SEE jay hen a HOE sa