

2015 TEXAS SOFTBALL

Five Women's College World Series Berths (1998, 2003, 2005, 2006, 2013) • 15 NCAA Tournament Appearances • Four Big 12 Regular Season Titles

2015 SCHEDULE & RESULTS

DATE	OPPONENT	TV	TIME/RESULT
Kajikawa Classic, Tempe, Ariz.			
Feb. 6	vs. UCSB		5:15 p.m.
Feb. 6	vs. #2/2 Oregon		7:30 p.m.
Feb. 7	vs. #RV/RV Northwestern		2:30 p.m.
Feb. 7	vs. #RV/RV Stanford		4:45 p.m.
Feb. 8	at #16/16 Arizona State		12:30 p.m.

Texas Classic, Austin, Texas			
Feb. 13	IPFW	LHN	4 p.m.
Feb. 13	WICHITA STATE	LHN	6:30 p.m.
Feb. 14	COLORADO STATE	LHN	1 p.m.
Feb. 14	WICHITA STATE	LHN	4 p.m.
Feb. 15	COLORADO STATE	LHN	10 a.m.

Mary Nutter Collegiate Classic, Cathedral City, Calif.			
Feb. 19	vs. Georgia		2:30 p.m.
Feb. 19	vs. UCLA		10 p.m.
Feb. 20	vs. Fresno State		2:30 p.m.
Feb. 20	vs. Missouri		5 p.m.
Feb. 21	vs. Notre Dame		11:30 a.m.

Texas Invitational, Austin, Texas			
Feb. 27	DARTMOUTH	LHN	2:30 p.m.
Feb. 27	TEXAS SOUTHERN	LHN	5 p.m.
Feb. 28	LAMAR	LHN	1 p.m.
Feb. 28	TEXAS SOUTHERN	LHN	4 p.m.
March 1	DARTMOUTH	LHN	10 a.m.

Carolina Classic, Chapel Hill, N.C.			
March 5	at North Carolina		6 p.m.
March 6	vs. Ohio		2 p.m.
March 6	at North Carolina		5 p.m.
March 7	vs. Charlotte		10 a.m.







March 14	at Arkansas	SECN+	1 p.m.
March 15	at Arkansas	SECN	6:30 p.m.
March 16	at Arkansas	SECN	8 p.m.
March 19	GEORGIA SOUTHERN	LHN	6 p.m.
March 24	UTSA	LHN	6 p.m.
March 27	at Kansas*		5 p.m.
March 28	at Kansas*		2 p.m.
March 29	at Kansas*		12 p.m.
April 1	at Houston		6 p.m.
April 3	at Texas State		6 p.m.
April 4	TEXAS STATE	LHN	1 p.m.
April 7	TEXAS A&M-CC	LHN	4:30 p.m.
April 10	OKLAHOMA*	LHN	4:30 p.m.
April 11	OKLAHOMA*	LHN	1 p.m.
April 12	OKLAHOMA*	LHN	12 p.m.
April 15	UT-ARLINGTON	LHN	6 p.m.
April 17	IOWA STATE*	LHN	6:30 p.m.
April 18	IOWA STATE*	LHN	4 p.m.
April 19	IOWA STATE*	LHN	1 p.m.
April 24	at Texas Tech*		6 p.m.
April 25	at Texas Tech*	FSN (Regional)	2 p.m.
April 26	at Texas Tech*		12 p.m.
May 1	at Oklahoma State*		7 p.m.
May 2	at Oklahoma State*		3 p.m.
May 3	at Oklahoma State*		1 p.m.
May 6	at Baylor*	ESPN2	7 p.m.
May 9	BAYLOR*	LHN	6:30 p.m.
May 10	BAYLOR*	LHN	1 p.m.
May 15-17	NCAA Regionals	Campus Sites	
May 22-24	NCAA Super Regionals	Campus Sites	
May 28-June 3	Women's College World Series		
	Oklahoma City, Okla.		

* indicates Big 12 Conference game
 Rankings listed are NFCA/USA Softball at time of contest
 LHN - Longhorn Network SECN+ - SEC Network +
 SECN - SEC Network FSN - FOX Sports Net

MEDIA RELATIONS

Softball Contact: BRIAN DAVIS
Office: (512) 471-9801
Cell: (865) 696-7947
E-mail: B.Davis@athletics.utexas.edu
Media Relations Fax: (512) 471-6040
UT Athletics Website: www.TexasSports.com

KAJIKAWA CLASSIC - TEMPE, ARIZ. - FEB. 6-8

#RV/25 TEXAS	UCSB	#2 OREGON	#RV NORTHWESTERN	#RV STANFORD	#16 ARIZONA STATE
					
2014 Record 35-23 Nat'l Rank: RV/RV Batting Avg.: .333 Runs Per Game: 5.8 Team ERA: 2.80 Hits: 517 HR's: 48 Steals: 82-99 Fld %: .965	2014 Record 34-20 Nat'l Rank: N/R Batting Avg.: .297 Runs Per Game: 4.6 Team ERA: 3.75 Series: First meeting	2014 Record 56-9-1 Nat'l Rank: 2/2 Batting Avg.: .342 Runs Per Game: 6.7 Team ERA: 1.82 Series: Tied 4-4 Last meeting: Oregon won 10-6 on 5/26/12	2014 Record 35-18 Nat'l Rank: RV/RV Batting Avg.: .332 Runs Per Game: 6.5 Team ERA: 3.85 Series: UT leads 3-2 Last meeting: Texas won 5-0 on 5/20/12	2014 Record 30-25 Nat'l Rank: RV/RV Batting Avg.: .322 Runs Per Game: 6.0 Team ERA: 4.53 Series: UT leads 4-0 Last meeting: Texas won 3-1 on 2/24/08	2014 Record 46-12-1 Nat'l Rank: 16/16 Batting Avg.: .322 Runs Per Game: 6.1 Team ERA: 2.14 Series: Tied 7-7 Last meeting: ASU won 8-3 on 3/7/14
Top Ret. Hitters by Avg.	Top Ret. Hitters by Avg.	Top Ret. Hitters by Avg.	Top Ret. Hitters by Avg.	Top Ret. Hitters by Avg.	Top Ret. Hitters by Avg.
Lindsey Stephens (.371, 16 HR, 66 RBI) Stephanie Ceo (.362, 2 HR, 19 RBI) Gabby Smith (.342, 1 HR, 11 RBI)	Kristen Clark (.437 avg., 1 HR, 17 RBI) Arianna Palomares (.314, 0 HR, 26 RBI) Meshalon Moore (.311, 1 HR, 24 RBI)	Janie Takeda (.388 avg., 1 HR, 40 RBI) Alyssa Gillespie (.357, 3 HR, 28 RBI) Koral Costa (.355, 9 HR, 33 RBI)	Brianna LeBeau (.379 avg., 11 HR, 43 RBI) Andrea DiPrima (.369, 0 HR, 33 RBI) Andrea Filler (.333, 6 HR, 40 RBI)	Kylie Sorenson (.363 avg., 5 HR, 42 RBI) Leah White (.356, 2 HR, 38 RBI) Erin Ashby (.342, 6 HR, 36 RBI)	Amber Freeman (.406 avg., 11 HR, 44 RBI) Haley Steele (.339, 12 HR, 50 RBI) Chelsea Gonzales (.333, 8 HR, 45 RBI)
Top Ret. Pitcher (Inn.)	Top Ret. Pitcher (Inn.)	Top Ret. Pitcher (Inn.)	Top Ret. Pitcher (Inn.)	Top Ret. Pitcher (Inn.)	Top Ret. Pitcher (Inn.)
Tiarra Davis (19-14, 2.38 ERA, 200.0 IP, 176 K's)	Shelby Wisdom (3.40 ERA, 22-15, 257 IP, 113 K's)	Cheridan Hawkins (1.66 ERA, 35-6, 249.1 IP, 330 K's)	Kristen Wood (3.73 ERA, 19-11, 184 IP, 233 K's)	Madi Schreyer (3.70 ERA, 22-14, 242.1 IP, 171 K's)	Alexis Cooper (3.65 ERA, 2-0, 15.1 IP, 6 K's)

QUICK HITS

- This trip to Tempe, Ariz., will be like a homecoming of sorts for Texas' **Connie Clark**. The 19th-year head coach calls Glendale, Ariz., her hometown (just 30 minutes from Tempe) where she attended Greenway High School. A member of the Arizona Softball Foundation Hall of Fame (inducted in 2005), she attended Central Arizona Junior College before going on to become an All-American at Cal State Fullerton.
- Texas will be participating in the Kajikawa Classic in Tempe, Ariz., for the third time in program history (Feb. 6-8). The Longhorns hold a stellar 8-2 all-time record in the event with four wins over ranked opponents including No. 3 UCLA, No. 7 Stanford, No. 8 Stanford and No. 11 Northwestern. During this year's event, the Burnt Orange & White will face UCSB (for the first time in program history), No. 2 Oregon, Northwestern, Stanford and No. 16 Arizona State.
- Texas owns an **INCREDIBLE** season-opening winning streak dating all the way back to the initial varsity season for the program in 1997. **The Longhorns have won ALL 18 of their season openers, including high-profile wins over No. 3 UCLA (2007), Florida State (2009), No. 20 DePaul (2010), Louisville (2011) and No. 17 LSU (2014).** UT is scheduled to face UCSB in its 2015 season lidlifter at the Kajikawa Classic in Tempe, Ariz., on Fri., Feb. 6. The Burnt Orange & White have never faced the Gauchos on the diamond.
- Texas will face 11 teams currently ranked or "receiving votes" in the ESPN.com/USA Softball preseason Top 25 during the 2015 campaign, including No. 2 Oregon, No. 3 Oklahoma, No. 6 UCLA, No. 10 Georgia, No. 11 Baylor, No. 16 Arizona State, No. 17 Missouri, No. 21 Notre Dame, Northwestern, Stanford and North Carolina. Eight of UT's 11 match-ups against ranked or receiving votes teams will take place during the opening month of February.
- The Longhorn program is an outstanding 222-77-2 overall all-time during the month of February, having won approximately 74% of their games. The best February UT has ever had came on two occasions as the 2003 and 2006 teams went 17-1 during the opening month of play. Texas was 10-9 in February in 2014.
- Junior outfielder **Lindsey Stephens** starts the season as one of 50 inclusions on the prestigious USA Softball National Collegiate Player of the Year Watch List. The Beaumont, Texas, native started all 58 games for Texas as a sophomore, ranking in the top 10 of nine different offensive categories in the Big 12 Conference.

BY THE NUMBERS

UPCOMING CAREER MILESTONES

Tiarra Davis - 1 win from 20
 Stephanie Ceo - 6 hits from 100
 Lindsey Stephens - 3 HR's from 20

CURRENT STREAKS

Stephens - 6 straight games reaching base
 Stephens/Ceo - 2 straight games with a hit

Record: 0-0

Home: 0-0

Road: 0-0

Current Streak: ---

Last 5 Games: 0-0

Last 10 Games: 0-0

Series Record/# of series: 0-0-0/(N/A)

Sweeps/Swept: 0/0

Big 12: 0-0

Neutral: 0-0

2015 TEXAS SOFTBALL QUICK FACTS

Location _____ Austin, Texas 78713
Enrollment _____ 52,076 (39,995 undergraduate)
Conference _____ Big 12 Conference
Nickname _____ Longhorns
Mascot _____ Bevo XIV
Colors _____ Burnt Orange (PANTONE 159) and White
President _____ William C. Powers, Jr. (California '67)
Women's Athletics Director _____ Christine Plonsky (Kent State '79)
NCAA Faculty Representative _____ Jim Vick, Ph.D.
Head Coach _____ Connie Clark (Cal State Fullerton '87)
 Year at Texas _____ 20th (19th varsity season, one club)
 Varsity Record at Texas, Seasons _____ 731-316-3 (.698), 18
 Career Record _____ Same
Assistant Coach _____ Corrie Hill (UT Arlington '91)
 Year at Texas _____ 10th
Assistant Coach _____ Jennifer McFalls (Texas A&M '97)
 Year at Texas _____ Fifth
Special Assistant _____ Shanna Diller (Illinois '08)
 Year at Texas _____ Third
Student Assistant _____ Karina Scott
 Year at Texas _____ First
Administrative Assistant _____ Drea Johanssen
Softball Office Phone Number _____ 512-471-6230
Athletic Trainer _____ Kim Detwiler
Strength and Conditioning Coach _____ Lance Sewell

Home Field _____ Red & Charline McCombs Field
Capacity _____ 1,254
Field Dimensions _____ L-200, C-220, R-200, Power Alleys-212 (10' Fence)
Texas' Record at McCombs Field _____ 367-92-2 (.797)
All-Time Home Record _____ 381-99-2 (.793)
First Year of Softball (Varsity/Club) _____ 1997/1996
All-Time Overall Varsity Record _____ 731-316-3 (.698)

All-Time Big 12 Record _____ 204-111 (.648)
NCAA Tournament Appearances _____ 15
 (1998, 1999, 2000, 2002, 2003, 2005-14)
NCAA Super Regional Appearances _____ Four (2005, 2006, 2012, 2013)
Women's College World Series Appearances _____ Five
 (1998, 2003, 2005, 2006, 2013)
All-Time NCAA Tournament Record _____ 78 games: 47-31 (.603)
Big 12 Conference Championship Titles _____ Four (1999, 2002, 2003, 2005)
All-Time Big 12 Conference Championship Record _____ 23-15 (.605)

2014 Record _____ 35-23
2014 Big 12 Record (Conference Finish) _____ 12-6 (3rd)
Postseason _____ NCAA Lafayette Regional
Final Rankings _____ NR/RV
Positional Starters Returning/Lost _____ 5/4
Pitchers Returning/Lost _____ 3/0
Letterwinners Returning/Lost _____ 15/4
Newcomers _____ 4

Sr. Assoc. Athletics Director/Communications _____ Nick Voinis
Assistant Athletics Director/Media Relations _____ Scott McConnell
Associate Media Relations Director/Softball Contact _____ Brian Davis
 Office Phone _____ 512-471-9801
 Mobile Phone _____ 865-696-7947
 E-mail _____ b.davis@athletics.utexas.edu
Official Texas Athletics Web site _____ www.TexasSports.com
McCombs Field Press Row Phone _____ 512-471-0152
Texas Softball Twitter _____ @TexasSoftball
Texas Softball Instagram _____ Texas_Softball
Texas Softball Facebook _____ Texas Softball
Texas YouTube Channel _____ TexasLonghornsVideo

2015 NUMERICAL ROSTER

No.	Name	Ht.	B/T	Cl.	Position	Hometown (High School)
1	Stephanie Wong	5-3	L/R	So.	OF	Austin, Texas (Westlake)
2	Tiarra Davis	5-7	L/L	So.	LHP	Henderson, Texas (Henderson)
3	Rachel Scott	5-5	R/R	Jr.	OF	Murphy, Texas (Plano East)
4	Devon Tunning	5-6	L/R	So.	SS/3B	Montgomery, Texas (Montgomery)
5	Kristen Clark	5-9	R/R	Fr.	RHP	Richmond, Texas (Foster)
6	Mickenzi Krpec	5-8	R/R	So.	IB	Fulshear, Texas (Foster)
7	Marlee Gabaldon	5-5	L/R	Sr.	OF	Odessa, Texas (Permian)
9	Randel Leahy	5-9	R/R	Fr.	C/UTIL	Norco, Calif. (Santiago)
10	Taylor McAllister	6-1	R/R	So.	IB/OF	McKinney, Texas (McKinney North)
13	Lindsey Stephens	5-5	L/R	Jr.	OF	Beaumont, Texas (Hamshire-Fannett)
15	Holly Kern	5-9	R/R	Jr.	IB/OF	Plano, Texas (Plano East)
17	Erin Shireman	5-5	R/R	Jr.	C/3B	Pearland, Texas (Lutheran South Academy)
18	Gabby Smith	5-7	L/R	Sr.	P/UTIL	Houston, Texas (Bellaire)
20	Erica Wright	5-9	R/R	Fr.	RHP	Huntington, Texas (Huntington)
30	Kelli Hanzel	5-6	R/R	So.	INF	Houston, Texas (Klein)
33	Lauren Slatten	5-9	R/R	So.	RHP	Cincinnati, Ohio (Oak Hills)
35	Alyssa Angel	5-9	L/R	Fr.	SS/OF	La Grange, Texas (La Grange)
45	Taylor King	5-9	R/R	Jr.	C/OF	Gainesville, Fla. (Oak Hall)
48	Stephanie Ceo	5-9	L/R	Jr.	INF	Meadow Vista, Calif. (Bear River)

Head Coach: Connie Clark (Cal State Fullerton '87), 20th season at Texas (19th varsity season, one club)

Assistant Coaches: Corrie Hill (UT Arlington '91), 10th season at Texas;
Jennifer McFalls (Texas A&M '97), fifth season at Texas

Special Assistant: Shanna Diller (Illinois '08), third season at Texas

Student Assistant: Karina Scott, first season at Texas

2015 ALPHABETICAL ROSTER

Name	No.
Angel, Alyssa	35
Ceo, Stephanie	48
Clark, Kristen	5
Davis, Tiarra	2
Gabaldon, Marlee	7
Hanzel, Kelli	30
Kern, Holly	15
King, Taylor	45
Krpec, Mickenzi	6
Leahy, Randel	9
McAllister, Taylor	10
Scott, Rachel	3
Shireman, Erin	17
Slatten, Lauren	33
Smith, Gabby	18
Stephens, Lindsey	13
Tunning, Devon	4
Wong, Stephanie	1
Wright, Erica	20

BREAKDOWN BY CLASS

Seniors _____ 2
 Gabaldon, Smith
Juniors _____ 6
 Ceo, Kern, King, Scott, Shireman, Stephens
Sophomores _____ 7
 Davis, Hanzel, Krpec, McAllister, Slatten,
 Tunning, Wong
Freshmen _____ 4
 Angel, Clark, Leahy, Wright

BREAKDOWN BY POSITION

Utility _____ 3
 Smith, Hanzel (INF), Leahy
Catcher _____ 3
 King, Leahy, Shireman
First Base _____ 3
 Krpec, McAllister, Kern
Second Base _____ 1
 Ceo (INF)
Third Base _____ 3
 Tunning, Shireman, Ceo (INF)
Shortstop _____ 2
 Angel, Tunning
Outfield _____ 8
 Wong, Scott, Gabaldon, McAllister, Stephens,
 Kern, King, Angel
Pitcher _____ 5
 Davis, Smith, Clark, Wright, Slatten

PRONUNCIATION GUIDE

Name _____ **Pronunciation**
 (Stephanie) Ceo _____ SEE-oh
 Tiarra (Davis) _____ tee-AIR-uh
 (Marlee) Gabaldon _____ GABB-ul-don
 (Mickenzi) Krpec _____ KER-peck
 (Lauren) Slatten _____ SLAT-ten
 Randel Leahy _____ ran-DULL lay-HE
 Shanna (Diller) _____ SHAN-na



2015 TEXAS SOFTBALL GAME NOTES



USA TODAY/NFCA COACHES

Preseason (Records are Final 2014)

RK	TEAM	RECORD	PTS
1	Florida (20)	55-12	699
2	Oregon (8)	56-9-1	694
3	Alabama	53-13	648
4	Oklahoma (1)	51-13	613
5	Florida State	55-9	571
6	Kentucky	50-19	565
7	UCLA	52-8	536
8	Michigan	47-15	493
9	Louisiana-Lafayette	49-10-1	481
10	Baylor	49-16	475
11	Washington	37-15	411
12	Georgia	49-15	402
13	Tennessee	46-12	401
14	Arizona	44-16	356
15	Minnesota	44-12	298
16	Arizona State	46-12-1	267
17	Missouri	43-18	240
18	Nebraska	44-18	213
19	LSU	38-24	205
20	Auburn	42-19-1	204
21	Tulsa	53-9	175
22	Notre Dame	41-13	133
23	South Alabama	42-14	100
24	Texas A&M	37-22	71
25	DePaul	44-11	40

Others receiving votes: James Madison (36), USC Upstate (21), **TEXAS (16)**, Wisconsin (16), UCF (16), North Carolina State (14), Northwestern (3), Stanford (3), South Carolina (3), Hofstra (2), Louisville (2), Cal State Fullerton (2).

ESPN.COM/USA SOFTBALL

Preseason (Records are Final 2014)

RK	TEAM	RECORD	PTS
1	Florida (15)	55-12	492
2	Oregon (4)	56-9-1	475
3	Oklahoma	51-13	429
4	Alabama	53-13	423
5	Florida State	55-9	417
6	UCLA (1)	52-8	391
7	Kentucky	50-19	374
8	Michigan	47-15	367
9	Louisiana-Lafayette	49-10-1	318
10	Georgia	49-15	290
11	Baylor	49-16	280
12	Arizona	44-16	266
13	Washington	37-15	251
14	Tennessee	46-12	239
15	Minnesota	4-12	210
16	Arizona State	46-12-1	197
17	Missouri	43-18	185
18	LSU	38-24	177
19	Auburn	42-19-1	162
20	Nebraska	44-18	122
21	Notre Dame	41-13	98
22	Tulsa	53-9	61
23	South Alabama	42-14	59
24	Texas A&M	37-22	32
25	TEXAS	35-23	31

Others receiving votes: Wisconsin (26), DePaul (24), USC Upstate (20), N.C. State (18), James Madison (15), UCF (13), North Carolina (7), Louisville (6), California (5), Stanford (4), South Carolina (4), Cal State Fullerton (3), Western Kentucky (3), Northwestern (2), Mississippi State (2), USF (1), Virginia Tech (1).

WEEK-BY-WEEK RANKINGS

	RECORD	USA/NFCA	ESPN/USASB	NCAA RPI
Pre.	0-0	RV	25	-
2				
3				
4				
5				
6				
7				
8				
9				
10				
11				
12				
13				
14				
15				
16				
17				
18				
19				
20				
Final				

TEXAS vs. NFCA TOP 25

2014	6-11 (.353)
Overall	178-184-1 (.490)
vs. Top 10 teams	67-96 (.411)

Note: Prior to the 1989-90 season, the national polls ranked only the Top 20 teams, not Top 25 as is the current practice.

GAME NOTES

TEXAS FACING RUGGED EARLY SLATE

The Texas Longhorns won't waste any time testing themselves against some of the nation's best teams as UT will battle No. 2 and 2014 Women's College World Series participant Oregon, No. 16 and homestanding Arizona State, UCSB and a pair of teams "receiving votes" in Northwestern and Stanford at the Kajikawa Classic in Tempe, Ariz.

In all, Texas will face 11 teams this year that are currently ranked or receiving votes in the preseason Top 25, also including No. 3 Oklahoma, No. 6 UCLA, No. 10 Georgia, No. 11 Baylor, No. 17 Missouri, No. 21 Notre Dame and North Carolina. Eight of UT's 11 match-ups against ranked or receiving votes teams will take place during the opening month of February.

SEASON OPENERS = WINS

Texas owns an **INCREDIBLE** season-opening winning streak dating all the way back to the initial varsity season for the program in 1997. **The Longhorns have won ALL 18 of their season openers, including high-profile wins over No. 3 UCLA (2007), Florida State (2009), No. 20 DePaul (2010), Louisville (2011) and No. 17 LSU (2014).** During that stretch, Texas has registered 11 shutouts and outscored its opponents by a combined 114-10. UT is scheduled to face UCSB in its 2015 season lidifter at the Kajikawa Classic in Tempe, Ariz., on Fri., Feb. 6. The Burnt Orange & White have never faced the Gauchos on the diamond.

TURN ON THE TUBE TO SEE TEXAS IN 2015

As usual, there will be plenty of chances to see Texas softball play on television in 2015, 28 in all. Longhorn Network, the 24/7 home for UT athletics, will broadcast all 23 home softball games this season (33 in all counting neutral match-ups at the Texas Classic and Texas Invitational). SEC Network will be the Burnt Orange & White's home for a pair of match-ups at Arkansas (March 15 & 16), while SEC Network+ will show the March 14 series opener versus the Razorbacks. ESPN2 is slated to carry Texas' game at Baylor on May 6, while FOX Sports Net (Regional) will show UT's match-up at Texas Tech on April 25.

VERSUS THIS WEEKEND'S OPPONENTS

Texas will be meeting UCSB for the first time in program history on Fri., Feb. 6th in the season-opener. UT and Oregon are deadlocked at 4-4 in the all-time series with UO having taken two-of-three match-ups from the Longhorns back on May 25-26, 2012, in Austin, Texas. The Burnt Orange

2015 PLAYER HONORS

Lindsey Stephens, Jr., OF

- Top 50 Watch List for USA SB National Player of the Year
- CollegeSportsMadness.com Preseason All-American (Third Team)
- CollegeSportsMadness.com Preseason All-Big 12 (First)

Stephanie Ceo, Jr., IF

- CollegeSportsMadness.com Preseason All-Big 12 (Second)

Tiarra Davis, So., P

- CollegeSportsMadness.com Preseason All-Big 12 (First)

Gabby Smith, Sr., P/UTIL

- CollegeSportsMadness.com Preseason All-Big 12 (Second)

Devon Tunning, So., SS/3B

- CollegeSportsMadness.com Preseason All-Big 12 (Second)



2015 TEXAS SOFTBALL GAME NOTES



& White hold a 3-2 advantage on Northwestern and have won two straight against the Wildcats. UT is 4-0 all-time against Stanford (two wins at the Kajikawa Classic) and is tied 7-7 with Arizona State after dropping an 8-3 decision to the Sun Devils on March 7, 2014, in Fullerton, Calif.

BACK TO THE KAJIKAWA CLASSIC AND ARIZONA!

UT has a long history of participation in tournaments within the state of Arizona, but not a lot of history at the Kajikawa Classic. **Texas has been to the prestigious event just twice (2006 & 2007), but had tremendous success going 8-2 overall with victories over four ranked teams (No. 3 UCLA, No. 7 Stanford, No. 8 Stanford and No. 11 Northwestern).** The Horns will renew their Kajikawa rivalry with Stanford and Northwestern at this year's tourney in Tempe. Texas had been to either the ASU/Coca Cola Spring Tournament or the Fiesta Bowl Classic in Phoenix, Ariz., seven times before venturing to the Kajikawa Classic.

NUMEROUS HIGH-PROFILE RETURNEES IN 2015

Despite losing several valuable contributors from the 2014 squad (Taylor Thom, Mandy Ogle, Brejae Washington and Karina Scott), Texas returns seven position players that started at least 31 games and 15 overall letter-winners from last season's NCAA Regional finalist. Included are 2014 NFCA All-American junior outfielder **Lindsey Stephens**, sophomore pitcher and 2014 NFCA All-Region selection/NFCA National Freshman of the Year Top 25 finalist/Big 12 Freshman of the Year **Tiarra Davis**, standout infielder **Stephanie Ceo** (.362 average in 2014) and All-Big 12 honoree **Devon Tunning**.

The Longhorns also welcome four promising freshmen to the squad in shortstop/outfielder **Alyssa Angel**, pitcher/first baseman **Kristen Clark**, catcher/outfielder **Randel Leahy** and pitcher **Erica Wright**.

STEPHENS IS ONE TO WATCH!

After a breakout 2014 campaign, UT junior outfielder **Lindsey Stephens** has been selected as one of 50 inclusions on the annual USA Softball National Collegiate Player of the Year Watch List, the highest award in collegiate softball.

Stephens started all 58 games for Texas as a sophomore in the outfield, ranking in the top 10 of nine different offensive categories in the Big 12 Conference. The Beaumont, Texas, product hit .371 for the year and led Texas in RBIs (66), doubles (12), HR's (16), extra-base hits (32), total bases (134) and slugging percentage (.753). The total bases marked the most by any UT player during a single-season in program history, the RBIs equaled the highest previous single year total by a Longhorn and the 16 HR's were the second most by a Texas player in a single campaign.

LOADS OF PRODUCTION RETURNING

The 2015 version of the Longhorns returns 61% of the total runs, 63% of the hits, 66% of the doubles, 62% of the triples, 58% of the home runs and 68% of the RBIs from a team that hit .333 overall (seventh in NCAA Division I and the best in school history) during last season's campaign. UT also welcomes back 100% of its pitching victories, innings pitched and strikeouts from last year's staff that limited opponents to a miniscule .226 batting average.

RANKED TO START THE SEASON!

After finishing last season unranked after going 35-23, Texas will open the 2015 campaign in a familiar position: rated in the preseason Top 25. **UT was listed at No. 25 in the initial release of the ESPN.com/USA Softball poll and "received votes" in the USA TODAY/NFCA ratings.** Texas has finished ranked in the final NFCA poll on 11 occasions (last at No. 3 in 2013) and in the USA Softball poll on seven occasions (last at No. 3 in 2013). Prior to its preseason 2015 nod, the last time Texas was ranked in either listing was at No. 25 in both polls on Feb. 18, 2014.

FEARSOME DURING FEBRUARY!

Under the guidance of head coach **Connie Clark**, Texas has always proven to be a fearsome force during the opening month of February. **The Longhorns hold a stellar 222-77-2 overall record during the month, having won approximately 74% of their games.** UT is slated for 19 February contests during the 2015 campaign. A list of the program's top February records are below:

Year	February Record	Year	February Record
2003	17-1 (.944)	2011	14-2 (.875)
2006	17-1 (.944)	2005	10-2 (.833)
2013	16-1 (.941)	2007	12-3 (.800)
2012	14-1 (.933)	1997	9-3 (.750)
2010	14-2 (.875)	2009	13-4 (.765)

AND THE BIG 12 PRESEASON SURVEY...SAYS!

Texas was chosen to finish third in the annual Big 12 Conference preseason poll as voted by the league's coaches. UT has now been picked to finish in the Big 12 Conference's top three for five consecutive seasons.

Oklahoma nabbed the top spot for the sixth time in the last seven seasons after receiving all six possible first-place votes (coaches couldn't vote for their own team) and 36 total points, while Baylor ranked second by garnering a single first-place tally and 30 points. The Longhorns were a close third, reaping 27 points, while Oklahoma State (19 points) and Kansas (17 points) held down the fourth and

2015 Game Breakdown

Game Type	Overall	Big 12
Home games	0-0	0-0
Away games	0-0	0-0
Neutral site games	0-0	0-0
Day games (start before 6 p.m.)	0-0	0-0
Night games (start after 6 p.m.)	0-0	0-0
Weekend games (Sat./Sun.)	0-0	0-0
Weekday games	0-0	0-0
Against ranked opponents	0-0	0-0
Against Texas teams	0-0	0-0

Month

In February	0-0	0-0
In March	0-0	0-0
In April	0-0	0-0
In May	0-0	0-0

Scoring

Texas scores first	0-0	0-0
Opp. scores first	0-0	0-0
UT scores in 1st inn.	0-0	0-0
Opp. scores in 1st inn.	0-0	0-0
vs. left-handed starter	0-0	0-0
vs. right-handed starter	0-0	0-0
One-run games	0-0	0-0
Two-run games	0-0	0-0
Five+ run games	0-0	0-0
Run-rule games	0-0	0-0
Extra innings	0-0	0-0
Shutouts	0-0	0-0
UT scores 0-2 runs	0-0	0-0
UT scores 3-5 runs	0-0	0-0
UT scores 6-9 runs	0-0	0-0
UT scores 10+ runs	0-0	0-0
Opp. scores 0-2 runs	0-0	0-0
Opp. scores 3-5 runs	0-0	0-0
Opp. scores 6-9 runs	0-0	0-0
Opp. scores 10+ runs	0-0	0-0
Out-hit opponent	0-0	0-0
Out-hit BY opponent	0-0	0-0
Hits are tied	0-0	0-0
After 4 leading	0-0	0-0
After 4 trailing	0-0	0-0
After 4 tied	0-0	0-0
After 5 leading	0-0	0-0
After 5 trailing	0-0	0-0
After 5 tied	0-0	0-0
After 6 leading	0-0	0-0
After 6 trailing	0-0	0-0
After 6 tied	0-0	0-0
UT hits 0 HR's	0-0	0-0
UT hits 1 HR	0-0	0-0
UT hits 2+ HR's	0-0	0-0
Opp. hits 0 HR's	0-0	0-0
Opp. hits 1 HR	0-0	0-0
Opp. hits 2+ HR's	0-0	0-0
UT makes 0 errors	0-0	0-0
UT makes 1 error	0-0	0-0
UT makes 2+ errors	0-0	0-0
Opp. makes 0 errors	0-0	0-0
Opp. makes 1 error	0-0	0-0
Opp. makes 2+ errors	0-0	0-0



BIG 12 CONFERENCE STANDINGS (2014 Final)

Team	Big 12 Record	Pct.	Streak	Overall Record	Pct.	Streak	Home	Away	Neutral
Oklahoma	16-2	.889	W6	51-13	.797	L1	32-3	8-4	11-6
Baylor	13-5	.722	L1	49-16	.754	L1	18-7	13-4	18-5
TEXAS	12-6	.667	W1	35-23	.603	L1	18-9	11-5	6-9
Texas Tech	8-10	.444	L3	35-19	.648	L3	17-6	6-7	12-6
Kansas	7-11	.389	W3	34-23	.596	L2	11-4	8-13	15-6
Oklahoma State	5-13	.278	L4	26-28	.481	L4	13-9	4-14	9-5
Iowa State	2-16	.111	L7	23-31-1	.427	L3	9-12-1	6-13	8-6

fifth slots, respectively. Iowa State and Texas Tech each managed nine points to dead-lock for the sixth and final position in the poll.

MCFALLS IN (DALLAS) CHARGE

Texas assistant coach **Jennifer McFalls** was named the head coach of National Pro Fastpitch’s new affiliate team, the Dallas Charge on January 20.

Currently in her fifth year on the staff of Longhorns head coach Connie Clark, McFalls, a former USA Softball standout and member of the gold medal-winning U.S. Women’s National Team at the 2000 Olympics in Sydney Australia, brings a wealth of experience to her new position leading the Charge. During her time on the Forty Acres, the Grand Prairie, Texas, native has helped tutor eight National Fastpitch Coaches Association (NFCA) All-Americans, 21 NFCA All-Region selections and 24 All-Big 12 Conference choices. Heading up the defensive effort at UT, her charges turned a staggering 21 double plays during the most recently-completed 2014 campaign (second-most in school history), while three players were tabbed to the Big 12 Conference All-Defensive Team.

The Dallas Charge, NPF’s fifth affiliate team, will be based out of the Dallas/Fort Worth, Texas, area and will start play this summer on June 3, 2015. The Charge joins the existing affiliate teams of the NPF, the Akron Racers, the Chicago Bandits, the Pennsylvania Rebellion and the defending Cowles Cup champions, the USSSA Florida Pride. The Charge is the first NPF franchise based out of the “Lone Star State” since the Texas Thunder left for Rockford, Ill., prior to the 2007 season.

HOAGLAND BACK IN THE RED, WHITE & BLUE

Former Texas softball standout **Taylor Hoagland** earned one of 18 highly-coveted roster spots to remain a part of the prestigious USA Softball Women’s National Team for the third straight year and fourth time overall (2011, 2013, 2014, 2015), according to a January 8th release by the Amateur Softball Association (ASA) and USA Softball.

During the upcoming summer, the selected athletes will compete at the World Cup of Softball X in Irvine, Calif., (July 2015) and will travel to Toronto, Ontario, Canada, (July 15-26) for the 2015 Pan American Games.

A 2013 National Fastpitch Coaches Association (NFCA) All-American selection and a four-time Big 12 Conference choice for the Longhorns, the Flower Mound, Texas, native completed her stay on the Forty Acres as the school’s all-time leader in home runs (58), runs scored (221), walks (178), slugging percentage (.708) and on-base percentage (.501). This past summer she helped the Red, White & Blue to a gold medal at the General Tire World Cup of Softball IX and to a silver medal at the 2014 ISF Women’s World Championship.

Current Texas junior **Lindsey Stephens** earned one of 28 invites to the 2015 U.S. National Team Selection Camp that was held over January 5-7, 2015, at Bill Barber Park in Irvine, Calif., although she failed to make the final roster.

A QUICK LOOK TO THE FUTURE!

Texas head softball coach **Connie Clark** and the University of Texas softball program announced the signings of three student-athletes to National Letters of Intent for the 2015-16 academic school year. Signees include (Hometown/High School/Travel Ball Team): **Bekah Alcozer** (Belton, Texas/Belton High School/Texas Blaze), **Christina Bardwell** (Huffman, Texas/Hargrave High School/Texas Firecrackers) and **Reagan Hathaway** (Lenexa, Kan./Olathe Northwest High School/Wichita Mustangs).

A two-sport athlete, **Alcozer** is a four-time letter winner in both softball and track and field at Belton High School in Belton, Texas. On the diamond, the 5-6 outfielder has been honored as a 2014 Texas Girls Coaches Association (TGCA) All-State selection, an honorable mention 2014 Texas Sports Writers Association (TXSWA) All-State choice and as a three-time first-team All-District 8-5A honoree (2012, 2013, 2014). During her initial two high school softball seasons, she hit a combined .402 overall with 25 extra-base hits, including 10 HR’s, and knocked in 53 runs while registering a 1.294 OPS. In track & field, Alcozer won a 2014 District 8-5A title in the discus (with a career-best throw of 136’ 8”) and is a three-time regional qualifier (2012, 2013 & 2014).

Another two-sport athlete, this time in softball and basketball at Hargrave High School in Huffman, Texas, **Bardwell** posted a .348 batting average over her first three high school seasons with 67 runs scored, 79 hits, 31 extra-base hits including 16 HR’s, 27 walks and 59 RBIs while posting a 1.063 OPS over 79 career contests. In being named second-team All-Greater Houston Area and one of Vype Magazine’s “Top 100 Players to Watch” as a sophomore, Bardwell hit at a career-best .403 clip in 2013 with eight HR’s and 24 RBIs. The 5-10 utility infielder/catcher batted .362 with seven HR’s and 24 RBI during her junior campaign on the way to receiving TXSWA Class 3A Honorable Mention All-State honors, a mention in Vype Magazine’s “Preseason Top 20 Softball Players for 2014” and first-team all-district accolades. On the hardwood, Bardwell is a two-time first-team all-district and a three-time all-tournament team choice while helping Hargrave H.S. to a trio of playoff berths.

A 2014 first-team National Fastpitch Coaches Association (NFCA) High School All-American and the 2014 Diamond Sports/NFCA National High School Catcher of the Year from Olathe Northwest High School in Olathe, Kan., **Hathaway** earned numerous accolades after a terrific junior season. She hit at a remarkable .759 clip in 2014 with 11 doubles, six HR’s, 36 RBI, a 1.316 slugging percentage and a .865 on-base mark on the way to being named Kansas Softball Coaches Association (KSCA) Class 6A First-Team All-State, the Sunflower League Most Valuable Player, All-Sunflower League for the second straight season, all-region and the all-metro player of the year. Hathaway is already in possession of eight school records with one season remaining at Olathe Northwest.

**2014 Texas Softball
Overall Statistics for Texas
(All games Sorted by Batting avg)**

Record: 35-23 Home: 18-10 Away: 11-4 Neutral: 6-9 Big 12: 12-6

Player	avg	gp-gs	ab	r	h	2b	3b	hr	rbi	tb	slg%	bb	hp	so	gdp	ob%	sf	sh	sb-att	po	a	e	fld%	
Washington	.417	58-58	175	50	73	4	3	2	18	89	.509	31	3	24	0	.500	5	8	33-37	66	2	5	.932	
Thom	.373	58-58	177	55	66	6	4	10	43	110	.621	40	2	16	1	.489	2	1	24-34	97	97	12	.942	
Stephens	.371	58-58	178	47	66	12	4	16	66	134	.753	24	5	32	0	.452	3	4	6-6	65	7	2	.973	
Ceo	.362	58-58	138	26	50	5	3	2	19	67	.486	8	7	24	0	.419	2	0	3-4	120	82	10	.953	
Smith, G.	.342	39-31	73	12	25	2	1	1	11	32	.438	4	2	14	0	.383	2	0	1-1	7	23	5	.857	
Kern	.314	42-38	105	16	33	5	2	0	21	42	.400	10	1	19	0	.373	2	1	1-2	128	13	5	.966	
Davis	.313	44-41	115	13	36	5	0	1	25	44	.383	12	0	14	0	.372	2	1	2-2	10	51	2	.968	
Tunning	.295	55-55	122	24	36	5	1	2	19	49	.402	16	2	17	0	.383	1	3	0-0	50	67	8	.936	
Ogle	.290	53-52	124	21	36	10	0	7	24	67	.540	21	1	11	0	.397	0	2	0-0	272	18	0	1.000	
Scott, K.	.290	44-27	62	6	18	2	0	1	11	23	.371	7	2	17	0	.380	0	2	0-0	169	11	0	1.000	
Wong	.285	55-47	123	31	35	5	2	2	20	50	.407	6	3	17	0	.326	3	1	12-12	51	1	3	.945	
Shireman	.284	34-25	74	8	21	2	0	3	16	32	.432	8	2	10	0	.352	4	0	0-0	51	9	2	.968	

Scott, R.	.471	14-0	17	6	8	1	0	0	2	9	.529	1	0	2	1	.500	0	0	0-0	1	0	0	1.000	
McAllister	.333	4-0	6	0	2	0	0	0	0	2	.333	0	0	2	0	.333	0	0	0-0	0	0	0	.000	
Hanzel	.316	38-2	19	9	6	1	0	0	5	7	.368	5	0	2	0	.458	0	0	0-1	11	0	0	1.000	
Gabaldon	.188	24-8	32	5	6	0	0	1	4	9	.281	8	0	7	0	.350	0	0	0-0	16	1	0	1.000	
Krpec	.125	17-0	8	3	1	0	0	0	0	1	.125	1	0	3	0	.222	0	0	0-0	0	0	0	.000	
Slatten	.000	12-11	1	1	0	0	0	0	0	0	.000	1	0	1	0	.500	0	0	0-0	2	9	0	1.000	
King	.000	6-0	1	3	0	0	0	0	0	0	.000	0	0	0	0	.000	0	0	0-0	0	0	0	.000	
Totals	.334	58	1550	336	518	65	20	48	304	767	.495	203	30	232	2	.415	26	23	82-99	1116	391	54	.965	
Opponents	.226	58	1386	185	313	33	4	39	167	471	.340	201	66	292	2	.349	10	32	33-46	1084	414	64	.959	

LOB - Team (417), Opp (395). DPs turned - Team (21), Opp (18). CI - Team (0), Opp (3). IBB - Team (2), Thom 2, Opp (4).
Picked off - Stephens 1.

(All games Sorted by Earned run avg)

Player	era	w-l	app	gs	cg	sho	sv	ip	h	r	er	bb	so	2b	3b	hr	b/avg	wp	hp	bk	sfa	sha
Davis	2.41	19-14	44	36	24	6/1	1	200.0	153	87	69	100	176	18	2	14	.208	8	29	0	7	10
Smith, G.	2.80	14-4	30	16	9	3/1	0	112.2	90	53	45	61	86	8	2	13	.216	8	30	0	3	12
Kern	3.20	0-2	6	2	0	0/0	0	19.2	22	15	9	16	13	2	0	3	.301	2	2	0	0	6
Slatten	4.76	2-3	15	4	0	0/1	0	39.2	48	30	27	24	17	5	0	9	.294	4	5	0	0	4
Totals	2.82	35-23	58	58	33	10/1	1	372.0	313	185	150	201	292	33	4	39	.226	22	66	0	10	32
Opponents	5.58	23-35	58	58	25	1/0	2	361.1	518	336	288	203	232	65	20	48	.334	29	30	2	26	23

PB - Team (4), Ogle 3, Shireman 1, Opp (15). Pickoffs - Team (0), Opp (1). SBA/ATT - Ogle (29-41), Davis (16-26), Smith, G. (12-14), Slatten (4-5), Shireman (4-5), Kern (1-1).

**2014 Texas Softball
Overall Statistics for Texas
(All games Sorted by Fielding pct)**

Player	c	po	a	e	fld%	dp	sba	csb	sba%	pb	ci
Ogle	290	272	18	0	1.000	0	29	12	.707	3	0
Scott, K.	180	169	11	0	1.000	7	0	0	---	0	0
Gabaldon	17	16	1	0	1.000	1	0	0	---	0	0
Slatten	11	2	9	0	1.000	0	4	1	.800	0	0
Hanzel	11	11	0	0	1.000	0	0	0	---	0	0
Scott, R.	1	1	0	0	1.000	0	0	0	---	0	0
Stephens	74	65	7	2	.973	1	0	0	---	0	0
Davis	63	10	51	2	.968	1	16	10	.615	0	0
Shireman	62	51	9	2	.968	1	4	1	.800	1	0
Kern	146	128	13	5	.966	7	1	0	1.000	0	0
Ceo	212	120	82	10	.953	8	0	0	---	0	0
Wong	55	51	1	3	.945	1	0	0	---	0	0
Thom	206	97	97	12	.942	13	0	0	---	0	0
Tunning	125	50	67	8	.936	3	0	0	---	0	0
Washington	73	66	2	5	.932	1	0	0	---	0	0
Smith, G.	35	7	23	5	.857	1	12	2	.857	0	0
King	0	0	0	0	.000	0	0	0	---	0	0
McAllister	0	0	0	0	.000	0	0	0	---	0	0
Krpec	0	0	0	0	.000	0	0	0	---	0	0
Totals	1561	1116	391	54	.965	21	33	13	.717	4	0
Opponents	1562	1084	414	64	.959	18	82	17	.828	15	3

Hitting minimums - 1 Games 1.0 AB/Game 1.0 TPA/Game
Pitching minimums - 1 Games

2014 Texas Softball
Conference statistics for Texas
(Big 12 games only Sorted by Batting avg)

Record: 12-6 Home: 7-3 Away: 5-3 Big 12: 12-6

Player	avg	gp-gs	ab	r	h	2b	3b	hr	rbi	tb	slg%	bb	hp	so	gdp	ob%	sf	sh	sb-att	po	a	e	fld%		
Smith, G.	.550	12-10	20	2	11	1	0	0	3	12	.600	1	0	2	0	.571	0	0	0-0	0	4	0	1.000		
Thom	.417	18-18	48	19	20	1	1	4	14	35	.729	12	1	6	0	.532	1	1	6-9	38	31	1	.986		
Tunning	.409	18-18	44	12	18	3	1	1	11	26	.591	8	0	0	0	.491	1	1	0-0	18	24	6	.875		
Ogle	.375	18-18	48	10	18	6	0	3	9	33	.688	6	1	2	0	.455	0	0	0-0	74	6	0	1.000		
Ceo	.356	18-18	45	10	16	1	1	1	5	22	.489	2	4	9	0	.431	0	0	1-1	33	22	5	.917		
Washington	.315	18-18	54	13	17	0	1	0	4	19	.352	8	2	12	0	.415	1	3	8-11	27	0	2	.931		
Davis	.283	18-18	46	4	13	2	0	0	10	15	.326	6	0	4	0	.365	0	1	1-1	4	25	1	.967		
Stephens	.240	18-18	50	12	12	1	0	4	16	25	.500	10	3	15	0	.397	0	1	2-2	23	1	0	1.000		
Wong	.182	18-18	44	6	8	1	1	0	7	11	.250	3	1	7	0	.245	1	1	2-2	19	0	1	.950		
Kern	.148	12-12	27	3	4	1	0	0	3	5	.185	1	1	6	0	.200	1	1	0-0	43	3	0	1.000		

Scott, K.	.500	14-5	8	1	4	1	0	1	6	8	1.000	0	2	3	0	.600	0	0	0-0	43	3	0	1.000		
Gabaldon	.500	3-0	2	2	1	0	0	1	3	4	2.000	0	0	0	0	.500	0	0	0-0	1	0	0	1.000		
Scott, R.	.333	3-0	3	2	1	0	0	0	0	1	.333	1	0	0	1	.500	0	0	0-0	1	0	0	1.000		
Shireman	.250	6-2	8	1	2	1	0	0	3	3	.375	0	0	3	0	.222	1	0	0-0	2	0	0	1.000		
Hanzel	.000	11-1	5	3	0	0	0	0	1	0	.000	4	0	1	0	.444	0	0	0-0	9	0	0	1.000		
McAllister	.000	1-0	1	0	0	0	0	0	0	0	.000	0	0	1	0	.000	0	0	0-0	0	0	0	.000		
Krpec	.000	7-0	1	3	0	0	0	0	0	0	.000	0	0	0	0	.000	0	0	0-0	0	0	0	.000		
King	.000	1-0	1	0	0	0	0	0	0	0	.000	0	0	0	0	.000	0	0	0-0	0	0	0	.000		
Slatten	.000	6-6	0	0	0	0	0	0	0	0	.000	0	0	0	0	.000	0	0	0-0	1	1	0	1.000		
Totals	.319	18	455	103	145	19	5	15	95	219	.481	62	15	71	1	.413	6	9	20-26	336	120	16	.966		
Opponents	.232	18	427	45	99	9	1	9	38	137	.321	57	16	70	1	.342	3	3	11-16	327	104	14	.969		

LOB - Team (117), Opp (125). DPs turned - Team (8), Opp (5). IBB - Team (2), Thom 2, Opp (3).

(Big 12 games only Sorted by Earned run avg)

Player	era	w-l	app	gs	cg	sho	sv	ip	h	r	er	bb	so	2b	3b	hr	b/avg	wp	hp	bk	sfa	sha
Davis	2.09	10-5	17	17	12	4/0	0	87.0	73	31	26	40	57	7	1	5	.223	3	11	0	3	1
Smith, G.	2.67	2-1	6	1	1	1/0	0	18.1	19	8	7	14	10	2	0	1	.264	1	5	0	0	2
Slatten	5.25	0-0	4	0	0	0/0	0	6.2	7	6	5	3	3	0	0	3	.250	0	0	0	0	0
Totals	2.38	12-6	18	18	13	5/0	0	112.0	99	45	38	57	70	9	1	9	.232	4	16	0	3	3
Opponents	5.84	6-12	18	18	7	1/0	0	109.0	145	103	91	62	71	19	5	15	.319	11	15	0	6	9

PB - Team (2), Ogle 2, Opp (5). SBA/ATT - Ogle (11-16), Davis (8-13), Smith, G. (2-2), Slatten (1-1).

2014 Texas Softball
Conference statistics for Texas
(Big 12 games only Sorted by Fielding pct)

Player	c	po	a	e	fld%	dp	sba	csb	sba%	pb	ci
Ogle	80	74	6	0	1.000	0	11	5	.688	2	0
Scott, K.	46	43	3	0	1.000	2	0	0	---	0	0
Kern	46	43	3	0	1.000	4	0	0	---	0	0
Stephens	24	23	1	0	1.000	0	0	0	---	0	0
Hanzel	9	9	0	0	1.000	0	0	0	---	0	0
Smith, G.	4	0	4	0	1.000	1	2	0	1.000	0	0
Shireman	2	2	0	0	1.000	0	0	0	---	0	0
Slatten	2	1	1	0	1.000	0	1	0	1.000	0	0
Gabaldon	1	1	0	0	1.000	0	0	0	---	0	0
Scott, R.	1	1	0	0	1.000	0	0	0	---	0	0
Thom	70	38	31	1	.986	4	0	0	---	0	0
Davis	30	4	25	1	.967	1	8	5	.615	0	0
Wong	20	19	0	1	.950	1	0	0	---	0	0
Washington	29	27	0	2	.931	0	0	0	---	0	0
Ceo	60	33	22	5	.917	3	0	0	---	0	0
Tunning	48	18	24	6	.875	1	0	0	---	0	0
Krpec	0	0	0	0	.000	0	0	0	---	0	0
McAllister	0	0	0	0	.000	0	0	0	---	0	0
King	0	0	0	0	.000	0	0	0	---	0	0
Totals	472	336	120	16	.966	8	11	5	.688	2	0
Opponents	445	327	104	14	.969	5	20	6	.769	5	0

Hitting minimums - 1 Games 1.0 AB/Game 1.0 TPA/Game
Pitching minimums - 1 Games

**2014 Texas Softball
Game Results for Texas
(All games)**

Date	Opponent	Score	Inns	Overall	Big 12	Pitcher of record	Attend	Time
Feb 06, 2014	at #17 LSU	w 6-1	7	1-0-0	0-0-0	Smith, G. (W 1-0)	1343	2:07
& Feb 07, 2014	vs North Carolina	w 7-3	7	2-0-0	0-0-0	Slatten (W 1-0)	341	2:37
Feb 07, 2014	at #13 Louisiana	w 10-7	7	3-0-0	0-0-0	Davis (W 1-0)	815	2:49
Feb 08, 2014	at #13 Louisiana	w 7-3	7	4-0-0	0-0-0	Smith, G. (W 2-0)	1015	2:45
Feb 08, 2014	vs Northern Iowa	L 3-6	7	4-1-0	0-0-0	Davis (L 1-1)	204	2:04
Feb 09, 2014	vs Purdue	L 4-5	7	4-2-0	0-0-0	Slatten (L 1-1)	151	2:27
Feb 12, 2014	UTSA	L 2-4	7	4-3-0	0-0-0	Smith, G. (L 2-1)	436	2:41
Feb 14, 2014	#15 KENTUCKY	L 4-6	7	4-4-0	0-0-0	Kern (L 0-1)	461	2:22
Feb 14, 2014	IPFW	L 2-3	(8)	4-5-0	0-0-0	Davis (L 1-2)	583	2:20
Feb 15, 2014	LOUISIANA TECH	w 7-2	7	5-5-0	0-0-0	Slatten (W 2-1)	568	2:23
Feb 15, 2014	IPFW	w 10-2	5	6-5-0	0-0-0	Smith, G. (W 3-1)	655	1:47
Feb 16, 2014	#7 KENTUCKY	L 5-6	7	6-6-0	0-0-0	Davis (L 1-3)	516	2:28
02-20-14	vs UNLV	L 4-5	7	6-7-0	0-0-0	Kern (L 0-2)	266	2:05
Feb 20, 2014	vs Cal Poly	w 13-7	7	7-7-0	0-0-0	Smith, G. (W 4-1)	274	2:24
Feb 21, 2014	vs #3 Washington	L 2-3	7	7-8-0	0-0-0	Davis (L 1-4)	373	2:31
Feb 22, 2014	vs Fresno State	w 5-0	7	8-8-0	0-0-0	Smith, G. (W 5-1)	400	1:34
\$ Feb 23, 2014	vs California	L 2-5	7	8-9-0	0-0-0	Davis (L 1-5)	187	2:13
Feb 28, 2014	UL-MONROE	w 6-2	7	9-9-0	0-0-0	Smith, G. (W 6-1)	0	2:24
Feb 28, 2014	SOUTHERN MISS	w 10-2	5	10-9-0	0-0-0	Davis (W 2-5)	667	1:43
Mar 01, 2014	TEXAS SOUTHERN	w 8-0	5	11-9-0	0-0-0	Smith, G. (W 7-1)	556	1:26
Mar 01, 2014	UL-MONROE	w 9-1	5	12-9-0	0-0-0	Davis (W 3-5)	716	1:38
Mar 02, 2014	TEXAS SOUTHERN	w 9-1	6	13-9-0	0-0-0	Smith, G. (W 8-1)	576	1:47
Mar 06, 2014	vs Houston	w 5-1	7	14-9-0	0-0-0	Davis (W 4-5)	600	1:56
Mar 07, 2014	vs #10 Arizona St.	L 3-8	7	14-10-0	0-0-0	Smith, G. (L 8-2)	1000	2:18
Mar 08, 2014	vs #5 Michigan	L 1-3	7	14-11-0	0-0-0	Davis (L 4-6)	1200	1:59
Mar 08, 2014	vs #6 Washington	L 3-6	7	14-12-0	0-0-0	Smith, G. (L 8-3)	1200	2:44
Mar 09, 2014	vs Long Beach State	L 3-4	7	14-13-0	0-0-0	Slatten (L 2-2)	862	2:14
Mar 11, 2014	at North Texas-1	w 10-2	7	15-13-0	0-0-0	Davis (W 5-6)	605	2:40
Mar 11, 2014	at North Texas-2	w 2-1	7	16-13-0	0-0-0	Smith, G. (W 9-3)	605	2:17
Mar 15, 2014	IOWA	w 9-1	5	17-13-0	0-0-0	Davis (W 6-6)	1050	1:44
Mar 16, 2014	IOWA	L 5-6	7	17-14-0	0-0-0	Davis (L 6-7)	739	2:43
Mar 17, 2014	IOWA	w 3-0	7	18-14-0	0-0-0	Davis (W 7-7)	523	2:02
Mar 19, 2014	HOUSTON	L 4-5	7	18-15-0	0-0-0	Slatten (L 2-3)	802	2:28
* Mar 22, 2014	at #12 Baylor	w 4-1	7	19-15-0	1-0-0	Davis (W 8-7)	1306	2:15
Mar 26, 2014	TEXAS A&M-CC	w 8-0	5	20-15-0	1-0-0	Davis (W 9-7)	530	1:22
Apr 02, 2014	TEXAS STATE	w 19-7	5	21-15-0	1-0-0	Smith, G. (W 10-3)	572	2:00
* Apr 04, 2014	TEXAS TECH	w 5-1	7	22-15-0	2-0-0	Davis (W 10-7)	557	2:03
* Apr 05, 2014	TEXAS TECH	L 5-6	7	22-16-0	2-1-0	Smith, G. (L 10-4)	1256	2:59
* Apr 06, 2014	TEXAS TECH	w 7-3	7	23-16-0	3-1-0	Davis (W 11-7)	1051	2:29
* Apr 11, 2014	at Iowa State-1	w 19-6	5	24-16-0	4-1-0	Smith, G. (W 11-4)	259	2:18
* Apr 11, 2014	at Iowa State-2	w 2-0	7	25-16-0	5-1-0	Davis (W 12-7)	259	1:49
* Apr 12, 2014	at Iowa State	w 17-1	5	26-16-0	6-1-0	Davis (W 13-7)	255	1:56
* Apr 17, 2014	at #16 Oklahoma	L 1-4	7	26-17-0	6-2-0	Davis (L 13-8)	946	2:03
* Apr 18, 2014	at #16 Oklahoma	w 9-0	6	27-17-0	7-2-0	Davis (W 14-8)	1370	2:13
* Apr 19, 2014	at #16 Oklahoma	L 0-8	5	27-18-0	7-3-0	Davis (L 14-9)	1396	1:48
Apr 23, 2014	at Texas State	w 15-6	6	28-18-0	7-3-0	Smith, G. (W 12-4)	803	2:53
* Apr 25, 2014	OKLAHOMA STATE	L 3-5	7	28-19-0	7-4-0	Davis (L 14-10)	591	2:34
* Apr 26, 2014	OKLAHOMA STATE	w 12-1	5	29-19-0	8-4-0	Davis (W 15-10)	930	1:54
* Apr 27, 2014	OKLAHOMA STATE	w 3-0	7	30-19-0	9-4-0	Smith, G. (W 13-4)	942	2:23
* May 02, 2014	KANSAS	w 2-0	7	31-19-0	10-4-0	Davis (W 16-10)	792	2:08
* May 03, 2014	KANSAS	L 2-5	7	31-20-0	10-5-0	Davis (L 16-11)	931	2:43
* May 04, 2014	KANSAS	w 8-0	5	32-20-0	11-5-0	Davis (W 17-11)	930	1:59
* May 06, 2014	at #17 Baylor	L 1-2	7	32-21-0	11-6-0	Davis (L 17-12)	1744	2:06
* May 11, 2014	#17 BAYLOR	w 3-2	7	33-21-0	12-6-0	Davis (W 18-12)	1304	2:27
May 15, 2014	vs Mississippi State	w 1-0	7	34-21-0	12-6-0	Davis (W 19-12)	0	2:19
May 17, 2014	at #12 Louisiana	L 2-3	7	34-22-0	12-6-0	Davis (L 19-13)	0	2:43
May 17, 2014	vs Mississippi State	w 4-3	7	35-22-0	12-6-0	Smith, G. (W 14-4)	1392	2:12
May 18, 2014	#11 LOUISIANA	L 1-10	7	35-23-0	12-6-0	Davis (L 19-14)	1871	2:30

() extra inning game

2014 Texas Softball Batting Leaders for Texas (All games)

Hitting minimums - 1 Games 1.0 AB/Game 1.0 TPA/Game
Pitching minimums - 1 Games

Batting avg		Slugging pct		On base pct	
1. Washington	.417	1. Stephens	.753	1. Washington	.500
2. Thom	.373	2. Thom	.621	2. Thom	.489
3. Stephens	.371	3. Ogle	.540	3. Stephens	.452
4. Ceo	.362	4. Washington	.509	4. Ceo	.419
5. Smith, G.	.342	5. Ceo	.486	5. Ogle	.397
Runs scored		Hits		Runs batted in	
1. Thom	55	1. Washington	73	1. Stephens	66
2. Washington	50	2. Stephens	66	2. Thom	43
3. Stephens	47	Thom	66	3. Davis	25
4. Wong	31	4. Ceo	50	4. Ogle	24
5. Ceo	26	5. 3 tied at	36	5. Kern	21
Doubles		Triples		Home runs	
1. Stephens	12	1. Stephens	4	1. Stephens	16
2. Ogle	10	Thom	4	2. Thom	10
3. Thom	6	3. Ceo	3	3. Ogle	7
4. 5 tied at	5	Washington	3	4. Shireman	3
		5. 2 tied atn	2	5. 4 tied at	2
Total bases		Walks		Hit by pitch	
1. Stephens	134	1. Thom	40	1. Ceo	7
2. Thom	110	2. Washington	31	2. Stephens	5
3. Washington	89	3. Stephens	24	3. Wong	3
4. Ogle	67	4. Ogle	21	Washington	3
Ceo	67	5. Tunning	16	5. 5 tied at	2
Sac bunts		Sac flies		Stolen bases	
1. Washington	8	1. Washington	5	1. Washington	33
2. Stephens	4	2. Shireman	4	2. Thom	24
3. Tunning	3	3. Stephens	3	3. Wong	12
4. Scott, K.	2	Wong	3	4. Stephens	6
Ogle	2	5. 5 tied at	2	5. Ceo	3
Caught stealing		Steal attempts		Stolen base pct	
1. Thom	10	1. Washington	37	1. Stephens	1.000
2. Washington	4	2. Thom	34	Wong	1.000
3. Ceo	1	3. Wong	12	Davis	1.000
Kern	1	4. Stephens	6	Smith, G.	1.000
Hanzel	1	5. Ceo	4	5. Washington	.892
Strikeouts		Grounded into DP		Total plate appearances	
1. Stephens	32	1. Scott, R.	1	1. Washington	222
2. Washington	24	Thom	1	Thom	222
Ceo	24			3. Stephens	214
4. Kern	19			4. Ceo	155
5. 3 tied at	17			5. Ogle	148
At bats		Games played		Game starts	
1. Stephens	178	1. Stephens	58	1. Stephens	58
2. Thom	177	Thom	58	Thom	58
3. Washington	175	Washington	58	Washington	58
4. Ceo	138	Ceo	58	Ceo	58
5. Ogle	124	5. 2 tied atn	55	5. Tunning	55
Games as sub					
1. Hanzel	36				
2. Scott, K.	17				
Krpec	17				
4. Gabaldon	16				
5. Scott, R.	14				

2014 Texas Softball Pitching Leaders for Texas (All games)

Hitting minimums - 1 Games 1.0 AB/Game 1.0 TPA/Game
Pitching minimums - 1 Games

<table border="0" style="width: 100%;"> <thead> <tr> <th colspan="2" style="text-align: left; background-color: #f2f2f2;">Earned run avg</th> </tr> </thead> <tbody> <tr><td>1. Davis</td><td style="text-align: right;">2.41</td></tr> <tr><td>2. Smith, G.</td><td style="text-align: right;">2.80</td></tr> <tr><td>3. Kern</td><td style="text-align: right;">3.20</td></tr> <tr><td>4. Slatten</td><td style="text-align: right;">4.76</td></tr> </tbody> </table>	Earned run avg		1. Davis	2.41	2. Smith, G.	2.80	3. Kern	3.20	4. Slatten	4.76	<table border="0" style="width: 100%;"> <thead> <tr> <th colspan="2" style="text-align: left; background-color: #f2f2f2;">Opposing bat avg</th> </tr> </thead> <tbody> <tr><td>1. Davis</td><td style="text-align: right;">.208</td></tr> <tr><td>2. Smith, G.</td><td style="text-align: right;">.216</td></tr> <tr><td>3. Slatten</td><td style="text-align: right;">.294</td></tr> <tr><td>4. Kern</td><td style="text-align: right;">.301</td></tr> </tbody> </table>	Opposing bat avg		1. Davis	.208	2. Smith, G.	.216	3. Slatten	.294	4. Kern	.301	<table border="0" style="width: 100%;"> <thead> <tr> <th colspan="2" style="text-align: left; background-color: #f2f2f2;">Won-loss pct</th> </tr> </thead> <tbody> <tr><td>1. Smith, G.</td><td style="text-align: right;">.778</td></tr> <tr><td>2. Davis</td><td style="text-align: right;">.576</td></tr> <tr><td>3. Slatten</td><td style="text-align: right;">.400</td></tr> <tr><td>4. Kern</td><td style="text-align: right;">.000</td></tr> </tbody> </table>	Won-loss pct		1. Smith, G.	.778	2. Davis	.576	3. Slatten	.400	4. Kern	.000
Earned run avg																																
1. Davis	2.41																															
2. Smith, G.	2.80																															
3. Kern	3.20																															
4. Slatten	4.76																															
Opposing bat avg																																
1. Davis	.208																															
2. Smith, G.	.216																															
3. Slatten	.294																															
4. Kern	.301																															
Won-loss pct																																
1. Smith, G.	.778																															
2. Davis	.576																															
3. Slatten	.400																															
4. Kern	.000																															
<table border="0" style="width: 100%;"> <thead> <tr> <th colspan="2" style="text-align: left; background-color: #f2f2f2;">Wins</th> </tr> </thead> <tbody> <tr><td>1. Davis</td><td style="text-align: right;">19</td></tr> <tr><td>2. Smith, G.</td><td style="text-align: right;">14</td></tr> <tr><td>3. Slatten</td><td style="text-align: right;">2</td></tr> </tbody> </table>	Wins		1. Davis	19	2. Smith, G.	14	3. Slatten	2	<table border="0" style="width: 100%;"> <thead> <tr> <th colspan="2" style="text-align: left; background-color: #f2f2f2;">Losses</th> </tr> </thead> <tbody> <tr><td>1. Davis</td><td style="text-align: right;">14</td></tr> <tr><td>2. Smith, G.</td><td style="text-align: right;">4</td></tr> <tr><td>3. Slatten</td><td style="text-align: right;">3</td></tr> <tr><td>4. Kern</td><td style="text-align: right;">2</td></tr> </tbody> </table>	Losses		1. Davis	14	2. Smith, G.	4	3. Slatten	3	4. Kern	2	<table border="0" style="width: 100%;"> <thead> <tr> <th colspan="2" style="text-align: left; background-color: #f2f2f2;">Saves</th> </tr> </thead> <tbody> <tr><td>1. Davis</td><td style="text-align: right;">1</td></tr> </tbody> </table>	Saves		1. Davis	1								
Wins																																
1. Davis	19																															
2. Smith, G.	14																															
3. Slatten	2																															
Losses																																
1. Davis	14																															
2. Smith, G.	4																															
3. Slatten	3																															
4. Kern	2																															
Saves																																
1. Davis	1																															
<table border="0" style="width: 100%;"> <thead> <tr> <th colspan="2" style="text-align: left; background-color: #f2f2f2;">Innings pitched</th> </tr> </thead> <tbody> <tr><td>1. Davis</td><td style="text-align: right;">200.0</td></tr> <tr><td>2. Smith, G.</td><td style="text-align: right;">112.2</td></tr> <tr><td>3. Slatten</td><td style="text-align: right;">39.2</td></tr> <tr><td>4. Kern</td><td style="text-align: right;">19.2</td></tr> </tbody> </table>	Innings pitched		1. Davis	200.0	2. Smith, G.	112.2	3. Slatten	39.2	4. Kern	19.2	<table border="0" style="width: 100%;"> <thead> <tr> <th colspan="2" style="text-align: left; background-color: #f2f2f2;">Batters struck out</th> </tr> </thead> <tbody> <tr><td>1. Davis</td><td style="text-align: right;">176</td></tr> <tr><td>2. Smith, G.</td><td style="text-align: right;">86</td></tr> <tr><td>3. Slatten</td><td style="text-align: right;">17</td></tr> <tr><td>4. Kern</td><td style="text-align: right;">13</td></tr> </tbody> </table>	Batters struck out		1. Davis	176	2. Smith, G.	86	3. Slatten	17	4. Kern	13	<table border="0" style="width: 100%;"> <thead> <tr> <th colspan="2" style="text-align: left; background-color: #f2f2f2;">Appearances</th> </tr> </thead> <tbody> <tr><td>1. Davis</td><td style="text-align: right;">44</td></tr> <tr><td>2. Smith, G.</td><td style="text-align: right;">30</td></tr> <tr><td>3. Slatten</td><td style="text-align: right;">15</td></tr> <tr><td>4. Kern</td><td style="text-align: right;">6</td></tr> </tbody> </table>	Appearances		1. Davis	44	2. Smith, G.	30	3. Slatten	15	4. Kern	6
Innings pitched																																
1. Davis	200.0																															
2. Smith, G.	112.2																															
3. Slatten	39.2																															
4. Kern	19.2																															
Batters struck out																																
1. Davis	176																															
2. Smith, G.	86																															
3. Slatten	17																															
4. Kern	13																															
Appearances																																
1. Davis	44																															
2. Smith, G.	30																															
3. Slatten	15																															
4. Kern	6																															
<table border="0" style="width: 100%;"> <thead> <tr> <th colspan="2" style="text-align: left; background-color: #f2f2f2;">Games started</th> </tr> </thead> <tbody> <tr><td>1. Davis</td><td style="text-align: right;">36</td></tr> <tr><td>2. Smith, G.</td><td style="text-align: right;">16</td></tr> <tr><td>3. Slatten</td><td style="text-align: right;">4</td></tr> <tr><td>4. Kern</td><td style="text-align: right;">2</td></tr> </tbody> </table>	Games started		1. Davis	36	2. Smith, G.	16	3. Slatten	4	4. Kern	2	<table border="0" style="width: 100%;"> <thead> <tr> <th colspan="2" style="text-align: left; background-color: #f2f2f2;">Games finished</th> </tr> </thead> <tbody> <tr><td>1. Slatten</td><td style="text-align: right;">8</td></tr> <tr><td>2. Davis</td><td style="text-align: right;">7</td></tr> <tr><td> Smith, G.</td><td style="text-align: right;">7</td></tr> <tr><td>4. Kern</td><td style="text-align: right;">3</td></tr> </tbody> </table>	Games finished		1. Slatten	8	2. Davis	7	Smith, G.	7	4. Kern	3	<table border="0" style="width: 100%;"> <thead> <tr> <th colspan="2" style="text-align: left; background-color: #f2f2f2;">Games in relief</th> </tr> </thead> <tbody> <tr><td>1. Smith, G.</td><td style="text-align: right;">14</td></tr> <tr><td>2. Slatten</td><td style="text-align: right;">11</td></tr> <tr><td>3. Davis</td><td style="text-align: right;">8</td></tr> <tr><td>4. Kern</td><td style="text-align: right;">4</td></tr> </tbody> </table>	Games in relief		1. Smith, G.	14	2. Slatten	11	3. Davis	8	4. Kern	4
Games started																																
1. Davis	36																															
2. Smith, G.	16																															
3. Slatten	4																															
4. Kern	2																															
Games finished																																
1. Slatten	8																															
2. Davis	7																															
Smith, G.	7																															
4. Kern	3																															
Games in relief																																
1. Smith, G.	14																															
2. Slatten	11																															
3. Davis	8																															
4. Kern	4																															
<table border="0" style="width: 100%;"> <thead> <tr> <th colspan="2" style="text-align: left; background-color: #f2f2f2;">Wild pitches</th> </tr> </thead> <tbody> <tr><td>1. Davis</td><td style="text-align: right;">8</td></tr> <tr><td> Smith, G.</td><td style="text-align: right;">8</td></tr> <tr><td>3. Slatten</td><td style="text-align: right;">4</td></tr> <tr><td>4. Kern</td><td style="text-align: right;">2</td></tr> </tbody> </table>	Wild pitches		1. Davis	8	Smith, G.	8	3. Slatten	4	4. Kern	2	<table border="0" style="width: 100%;"> <thead> <tr> <th colspan="2" style="text-align: left; background-color: #f2f2f2;">Balks</th> </tr> </thead> <tbody> </tbody> </table>	Balks		<table border="0" style="width: 100%;"> <thead> <tr> <th colspan="2" style="text-align: left; background-color: #f2f2f2;">Hit batters</th> </tr> </thead> <tbody> <tr><td>1. Smith, G.</td><td style="text-align: right;">30</td></tr> <tr><td>2. Davis</td><td style="text-align: right;">29</td></tr> <tr><td>3. Slatten</td><td style="text-align: right;">5</td></tr> <tr><td>4. Kern</td><td style="text-align: right;">2</td></tr> </tbody> </table>	Hit batters		1. Smith, G.	30	2. Davis	29	3. Slatten	5	4. Kern	2								
Wild pitches																																
1. Davis	8																															
Smith, G.	8																															
3. Slatten	4																															
4. Kern	2																															
Balks																																
Hit batters																																
1. Smith, G.	30																															
2. Davis	29																															
3. Slatten	5																															
4. Kern	2																															
<table border="0" style="width: 100%;"> <thead> <tr> <th colspan="2" style="text-align: left; background-color: #f2f2f2;">Intentional BB allowed</th> </tr> </thead> <tbody> <tr><td>1. Davis</td><td style="text-align: right;">3</td></tr> <tr><td>2. Smith, G.</td><td style="text-align: right;">1</td></tr> </tbody> </table>	Intentional BB allowed		1. Davis	3	2. Smith, G.	1	<table border="0" style="width: 100%;"> <thead> <tr> <th colspan="2" style="text-align: left; background-color: #f2f2f2;">Runners picked off</th> </tr> </thead> <tbody> </tbody> </table>	Runners picked off		<table border="0" style="width: 100%;"> <thead> <tr> <th colspan="2" style="text-align: left; background-color: #f2f2f2;">Batters SO out looking</th> </tr> </thead> <tbody> <tr><td>1. Davis</td><td style="text-align: right;">50</td></tr> <tr><td>2. Smith, G.</td><td style="text-align: right;">28</td></tr> <tr><td>3. Slatten</td><td style="text-align: right;">6</td></tr> <tr><td>4. Kern</td><td style="text-align: right;">4</td></tr> </tbody> </table>	Batters SO out looking		1. Davis	50	2. Smith, G.	28	3. Slatten	6	4. Kern	4												
Intentional BB allowed																																
1. Davis	3																															
2. Smith, G.	1																															
Runners picked off																																
Batters SO out looking																																
1. Davis	50																															
2. Smith, G.	28																															
3. Slatten	6																															
4. Kern	4																															
<table border="0" style="width: 100%;"> <thead> <tr> <th colspan="2" style="text-align: left; background-color: #f2f2f2;">Sac bunts allowed</th> </tr> </thead> <tbody> <tr><td>1. Smith, G.</td><td style="text-align: right;">12</td></tr> <tr><td>2. Davis</td><td style="text-align: right;">10</td></tr> <tr><td>3. Kern</td><td style="text-align: right;">6</td></tr> <tr><td>4. Slatten</td><td style="text-align: right;">4</td></tr> </tbody> </table>	Sac bunts allowed		1. Smith, G.	12	2. Davis	10	3. Kern	6	4. Slatten	4	<table border="0" style="width: 100%;"> <thead> <tr> <th colspan="2" style="text-align: left; background-color: #f2f2f2;">Sac flies allowed</th> </tr> </thead> <tbody> <tr><td>1. Davis</td><td style="text-align: right;">7</td></tr> <tr><td>2. Smith, G.</td><td style="text-align: right;">3</td></tr> </tbody> </table>	Sac flies allowed		1. Davis	7	2. Smith, G.	3	<table border="0" style="width: 100%;"> <thead> <tr> <th colspan="2" style="text-align: left; background-color: #f2f2f2;">Hits allowed</th> </tr> </thead> <tbody> <tr><td>1. Kern</td><td style="text-align: right;">22</td></tr> <tr><td>2. Slatten</td><td style="text-align: right;">48</td></tr> <tr><td>3. Smith, G.</td><td style="text-align: right;">90</td></tr> <tr><td>4. Davis</td><td style="text-align: right;">153</td></tr> </tbody> </table>	Hits allowed		1. Kern	22	2. Slatten	48	3. Smith, G.	90	4. Davis	153				
Sac bunts allowed																																
1. Smith, G.	12																															
2. Davis	10																															
3. Kern	6																															
4. Slatten	4																															
Sac flies allowed																																
1. Davis	7																															
2. Smith, G.	3																															
Hits allowed																																
1. Kern	22																															
2. Slatten	48																															
3. Smith, G.	90																															
4. Davis	153																															
<table border="0" style="width: 100%;"> <thead> <tr> <th colspan="2" style="text-align: left; background-color: #f2f2f2;">Runs allowed</th> </tr> </thead> <tbody> <tr><td>1. Kern</td><td style="text-align: right;">15</td></tr> <tr><td>2. Slatten</td><td style="text-align: right;">30</td></tr> <tr><td>3. Smith, G.</td><td style="text-align: right;">53</td></tr> <tr><td>4. Davis</td><td style="text-align: right;">87</td></tr> </tbody> </table>	Runs allowed		1. Kern	15	2. Slatten	30	3. Smith, G.	53	4. Davis	87	<table border="0" style="width: 100%;"> <thead> <tr> <th colspan="2" style="text-align: left; background-color: #f2f2f2;">Earned runs allowed</th> </tr> </thead> <tbody> <tr><td>1. Kern</td><td style="text-align: right;">9</td></tr> <tr><td>2. Slatten</td><td style="text-align: right;">27</td></tr> <tr><td>3. Smith, G.</td><td style="text-align: right;">45</td></tr> <tr><td>4. Davis</td><td style="text-align: right;">69</td></tr> </tbody> </table>	Earned runs allowed		1. Kern	9	2. Slatten	27	3. Smith, G.	45	4. Davis	69	<table border="0" style="width: 100%;"> <thead> <tr> <th colspan="2" style="text-align: left; background-color: #f2f2f2;">Walks allowed</th> </tr> </thead> <tbody> <tr><td>1. Kern</td><td style="text-align: right;">16</td></tr> <tr><td>2. Slatten</td><td style="text-align: right;">24</td></tr> <tr><td>3. Smith, G.</td><td style="text-align: right;">61</td></tr> <tr><td>4. Davis</td><td style="text-align: right;">100</td></tr> </tbody> </table>	Walks allowed		1. Kern	16	2. Slatten	24	3. Smith, G.	61	4. Davis	100
Runs allowed																																
1. Kern	15																															
2. Slatten	30																															
3. Smith, G.	53																															
4. Davis	87																															
Earned runs allowed																																
1. Kern	9																															
2. Slatten	27																															
3. Smith, G.	45																															
4. Davis	69																															
Walks allowed																																
1. Kern	16																															
2. Slatten	24																															
3. Smith, G.	61																															
4. Davis	100																															
<table border="0" style="width: 100%;"> <thead> <tr> <th colspan="2" style="text-align: left; background-color: #f2f2f2;">Doubles allowed</th> </tr> </thead> <tbody> <tr><td>1. Kern</td><td style="text-align: right;">2</td></tr> <tr><td>2. Slatten</td><td style="text-align: right;">5</td></tr> <tr><td>3. Smith, G.</td><td style="text-align: right;">8</td></tr> <tr><td>4. Davis</td><td style="text-align: right;">18</td></tr> </tbody> </table>	Doubles allowed		1. Kern	2	2. Slatten	5	3. Smith, G.	8	4. Davis	18	<table border="0" style="width: 100%;"> <thead> <tr> <th colspan="2" style="text-align: left; background-color: #f2f2f2;">Triples allowed</th> </tr> </thead> <tbody> <tr><td>1. Kern</td><td style="text-align: right;">0</td></tr> <tr><td> Slatten</td><td style="text-align: right;">0</td></tr> <tr><td>3. Smith, G.</td><td style="text-align: right;">2</td></tr> <tr><td> Davis</td><td style="text-align: right;">2</td></tr> </tbody> </table>	Triples allowed		1. Kern	0	Slatten	0	3. Smith, G.	2	Davis	2	<table border="0" style="width: 100%;"> <thead> <tr> <th colspan="2" style="text-align: left; background-color: #f2f2f2;">Home runs allowed</th> </tr> </thead> <tbody> <tr><td>1. Kern</td><td style="text-align: right;">3</td></tr> <tr><td>2. Slatten</td><td style="text-align: right;">9</td></tr> <tr><td>3. Smith, G.</td><td style="text-align: right;">13</td></tr> <tr><td>4. Davis</td><td style="text-align: right;">14</td></tr> </tbody> </table>	Home runs allowed		1. Kern	3	2. Slatten	9	3. Smith, G.	13	4. Davis	14
Doubles allowed																																
1. Kern	2																															
2. Slatten	5																															
3. Smith, G.	8																															
4. Davis	18																															
Triples allowed																																
1. Kern	0																															
Slatten	0																															
3. Smith, G.	2																															
Davis	2																															
Home runs allowed																																
1. Kern	3																															
2. Slatten	9																															
3. Smith, G.	13																															
4. Davis	14																															

2014 Texas Softball Fielding Leaders for Texas (All games)

Hitting minimums - 1 Games
Pitching minimums - 1 Games

Fielding pct	
1. Ogle	1.000
Scott, K.	1.000
Gabaldon	1.000
Slatten	1.000
Hanzel	1.000

Assists	
1. Thom	97
2. Ceo	82
3. Tunning	67
4. Davis	51
5. Smith, G.	23

Stolen bases against	
1. Ogle	29
2. Davis	16
3. Smith, G.	12
4. Shireman	4
Slatten	4

Passed balls	
1. Ogle	3
2. Shireman	1

Chances	
1. Ogle	290
2. Ceo	212
3. Thom	206
4. Scott, K.	180
5. Kern	146

Errors	
1. Thom	12
2. Ceo	10
3. Tunning	8
4. 3 tied at	5

Caught stealing by	
1. Ogle	12
2. Davis	10
3. Smith, G.	2
4. Shireman	1
Slatten	1

Catchers interference	
------------------------------	--

Putouts	
1. Ogle	272
2. Scott, K.	169
3. Kern	128
4. Ceo	120
5. Thom	97

Fielding double plays	
1. Thom	13
2. Ceo	8
3. Kern	7
Scott, K.	7
5. Tunning	3

Steal attempts against	
1. Ogle	41
2. Davis	26
3. Smith, G.	14
4. Slatten	5
Shireman	5