



TEXAS BASEBALL

Texas Media Relations • P.O. Box 7399 • Austin, Texas 78713
Assistant Media Relations Director/Baseball Contact: Justin Moore • Office: (512) 232-9438
Email: justin.moore@utexas.edu

Six-Time National Champions
1949 • 1950 • 1975 • 1983 • 2002 • 2005

TEXAS LONGHORNS	SAN DIEGO TOREROS
	
8-2, 0-0 Big 12	2-6, 0-0 WCC

THE BASICS

Record8-2 (0-0 Big 12)	Record2-6 (0-0 WCC)
Ranking8	RankingN/A
Last Season46-21	Last Season34-20
CoachAugie Garrido	CoachRich Hill
Career Record (47 yrs.)1,928-894-9 (.683)	Career Record (27 yrs.)883-609-3 (.592)
Record at UT (19 yrs.)777-370-2 (.677)	Record at USD (17 yrs.)554-382-3 (.592)

STAT COMPARISON

Texas	San Diego
OFFENSE	
.305.....Batting Average.....	.266
.445.....Slugging %.....	.354
.402.....On Base %.....	.331
29.....Doubles.....	4
4.....Triples.....	2
4.....Home Runs.....	2
68.....Runs.....	31
47.....BB.....	24
8-12.....SB-Att.....	8-12

PITCHING/DEFENSE

2.33.....ERA.....	4.76
89.0.....Innings Pitched.....	75.2
0.....Complete Games.....	0
4.....Saves.....	1
26.....Walks.....	38
53.....Strikeouts.....	80
.250.....Opponents B/Avg.....	.271
.980.....Fielding %.....	.974
8.....Errors.....	8
12.....Double Plays Turned.....	4

INSIDE THE SERIES

Series Record	Texas leads 3-5
In Austin	Texas leads 7-5
In San Diego	Tied 3-3
Neutral Site	San Diego leads 2-1
In Postseason	N/A
Last 10 Meetings	Tied 5-5
Last Meeting	San Diego won 2 of 3 in 2007

ON THE AIR

TV

Longhorn Network
Kevin Dunn (Play-by-Play)
Keith Moreland (Analyst)
Greg Swindell (Analyst)



RADIO

AM 1300 The Zone
Roger Wallace, Bill Little,
Joe Taylor, Craig Way



LIVE STATS

TexasSports.com

No. 8 TEXAS (8-2)

vs.

San Diego (2-6)

Feb. 27-March 1

UFCU Disch-Falk Field
(Austin, Texas)

PROBABLE PITCHING MATCHUP

FRI: UT - Sr. RHP Parker French (1-0, 0.82)

USD - Jr. RHP David Hill (0-2, 6.35)

SAT: UT - So. LHP Josh Sawyer (1-1, 4.82) **OR**

So. RHP Kacy Clemens (1-1, 9.00)

USD - Jr. RHP Gary Cornish (0-0, 4.22)

SUN: UT - So. LHP Josh Sawyer (1-1, 4.82) **OR**

So. RHP Kacy Clemens (1-1, 9.00)

USD - Jr. LHP PJ Conlon (1-0, 2.45)

A LOOK AT THE MATCHUP

- ▶ The Longhorns lead the all-time series with San Diego 7-5, with all 12 meetings coming in the Augie Garrido era at Texas.
- ▶ San Diego took two of three games the last time the teams met in 2007, but the Longhorns are a perfect 3-0 vs. the Toreros at UFCU Disch-Falk Field.

A LOOK AT THE LONGHORNS

- ▶ The Texas baseball team ranks in the Top 11 of each major college baseball poll (USA Today Coaches Poll - 6; Perfect Game - 8; NCBWA - 9; Baseball America - 9; D1Baseball.com - 9; Collegiate Baseball - 11).
- ▶ Bret Boswell's walk-off single vs. UTPA on Wednesday (2/25) was the first UT walk-off win since Mark Payton's dramatic three-RBI double to defeat Baylor last year on April 4.
- ▶ The Longhorn offense is second in the NCAA in doubles (Texas Tech - 30) with 29, and has 37 extra-base hits in just 10 games. UT blasted 20 of these extra base hits (15 doubles, four triples, one home run) in the series vs. Minnesota. Collin Shaw had six of them (all doubles), and has a team-high 10 extra base hits this season (nine doubles, one triple), after having six (five doubles, one triple) in all of 2014. Ben Johnson is tied for the national lead in hits with 21.
- ▶ The pitching staff tossed its third consecutive shutout last Sunday vs. the Golden Gophers, which was the first time Texas has done that since March 22-24, 2002, against UTPA. Prior to that, Texas hadn't recorded three straight since 1983 vs. Dallas Baptist.
- ▶ Texas' starting pitchers went 4-0 vs. Minnesota and did not allow an earned run. The staff's ERA went from 4.30 entering the weekend to 2.36 by the end. It now rests at 2.33 after allowing two earned runs vs. UTPA on Wednesday.
- ▶ The Longhorn bullpen has not allowed an earned run in 31 consecutive innings dating back to the sixth inning of the UTSA game (2/17), and boasts a 0.82 ERA on the year.

2015 SCHEDULE

Date	Opponent (TV)	Time/Score
Feb. 13	at Rice	W, 3-1
Feb. 14	at Rice	L, 9-10
Feb. 14	at Rice	L, 2-5
Feb. 15	at Rice	W, 4-3 (10)
Feb. 17	UT SAN ANTONIO (LHN)	W, 14-2
Feb. 20	MINNESOTA (LHN)	W, 13-2
Feb. 21	MINNESOTA (LHN)	W, 5-0
Feb. 21	MINNESOTA (LHN)	W, 5-0
Feb. 22	MINNESOTA (LHN)	W, 8-0
Feb. 25	UT-PAN AMERICAN	W, 5-4
Feb. 27	SAN DIEGO (LHN)	7:30 p.m.
Feb. 28	SAN DIEGO (LHN)	6:30 p.m.
March 1	SAN DIEGO (LHN)	1 p.m.
March 5	at Stanford	6 p.m.
March 6	at Stanford	6 p.m.
March 7	at Stanford	2 p.m.
March 8	at Stanford	1 p.m.
March 10	INCARNATE WORD (LHN)	6 p.m.
March 13	WEST VIRGINIA * (LHN)	6 p.m.
March 14	WEST VIRGINIA * (LHN)	5 p.m.
March 15	WEST VIRGINIA * (FS1)	12:30 p.m.
March 17	vs. UT Arlington\$	7 p.m.
March 20	KANSAS STATE * (LHN)	6 p.m.
March 21	KANSAS STATE * (LHN)	2 p.m.
March 22	KANSAS STATE * (LHN)	1 p.m.
March 24	at Texas State	6 p.m.
March 27	at Nebraska	6:35 p.m.
March 28	at Nebraska	2:05 p.m.
March 29	at Nebraska	12:05 p.m.
March 31	TAMU-Corpus Christi (LHN)	6 p.m.
April 3	at Oklahoma State *	7 p.m.
April 4	at Oklahoma State * (ESPNU)	6:30 p.m.
April 5	at Oklahoma State * (ESPNU)	1 p.m.
April 7	WICHITA STATE (LHN)	7 p.m.
April 10	OKLAHOMA * (LHN)	7 p.m.
April 11	OKLAHOMA * (LHN)	3:30 p.m.
April 12	OKLAHOMA * (LHN)	2:30 p.m.
April 14	SAM HOUSTON STATE (LHN)	6 p.m.
April 17	at Kansas * (ESPN3)	6 p.m.
April 18	at Kansas * (ESPN3)	2 p.m.
April 19	at Kansas * (ESPN3)	1 p.m.
April 21	TEXAS STATE (LHN)	6 p.m.
April 24	at TCU *	6:30 p.m.
April 25	at TCU *	4 p.m.
April 26	at TCU *	1 p.m.
April 28	PRAIRIE VIEW A&M (LHN)	6 p.m.
May 1	TEXAS TECH * (LHN)	6 p.m.
May 2	TEXAS TECH * (LHN)	2 p.m.
May 3	TEXAS TECH * (LHN)	1 p.m.
May 5	TEXAS STATE (LHN)	6 p.m.
May 16	at Baylor *	3 p.m.
May 17	at Baylor *	1 p.m.
May 17	at Baylor *	5 p.m.
May 20-24	Big 12 Tournament (Tulsa, Okla.)	TBA

All times Central / DH Doubleheader /

* Big 12 Conference game / \$ played at Globe Life Park

WHAT'S INSIDE

Potential Lineup & Game Notes.....	2
Game Notes.....	3-7
2014 Notes.....	8
Head Coach Augie Garrido.....	9
Last Time it Happened.....	10
Statistics.....	11-13
Roster.....	14

FOLLOW TEXAS BASEBALL



@Texas_Baseball



UTEXASBASEBALL

TexasSports.com

Quick Facts

UNIVERSITY AND ATHLETICS

School _____ University of Texas
 City/Zip _____ Austin, TX 78713-7399
 Founded _____ 1883
 Enrollment _____ 52,076 (39,995 undergraduate)
 Nickname _____ Longhorns
 School Colors _____ Burnt Orange & White (Pantone 159)
 Home Field/Capacity _____ UFCU Disch-Falk Field /7,237
 Date Opened _____ February 17, 1975
 Surface _____ FieldTurf
 Dimensions _____ LF - 340, CF - 400, RF - 325,
 _____ Alleys - 375
 Affiliation _____ NCAA Division I
 Conference _____ Big 12 Conference
 President _____ William C. Powers, Jr.
 Alma Mater/Year _____ California, 1967
 Director of Athletics _____ Steve Patterson
 Alma Mater/Year _____ Texas, 1980
 Athletic Department Phone _____ (512) 471-6036
 Ticket Office Phone _____ (512) 471-3333

HISTORY

First Year of Baseball _____ 1895
 All-Time Collegiate Record _____ 3,255-1,075-28 (.750)
 All-Time Overall Record _____ 3,425-1,223-32 (.735)
 Years in CWS/Last _____ 35/2014
 Years in NCAA Regionals/Last _____ 56/2014

COACHES & SUPPORT STAFF

Head Coach _____ Augie Garrido
 Alma Mater/Year _____ Fresno State, 1961
 Record at School/Years _____ 777-370-2 (.677)/19
 Career Record/Years _____ 1,928-894-9 (.683)/47
 Baseball Office Phone _____ (512) 471-5732
 Baseball Office Fax _____ (512) 471-5516
 Assistant Coach _____ Skip Johnson
 Alma Mater/Year _____ UT Pan American, 1990
 Assistant Coach _____ Tommy Nicholson
 Alma Mater/Year _____ Texas, 2006
 Volunteer Assistant Coach _____ Ryan Russ
 Alma Mater/Year _____ Texas, 2011
 Director of Baseball Operations _____ Drew Bishop
 Baseball Academic Counselor _____ Dr. Randa Ryan
 Baseball Administrative Associate _____ Heather Vacek
 Baseball Athletic Trainer _____ Michael West
 Baseball Strength Coach _____ Lance Sewell
 Baseball Equipment Manager _____ Vince Alcazar
 Baseball Athletic Trainer _____ Michael West

MEDIA INFORMATION

Radio Station _____ KVET (1300 AM/98.1 FM)
 Contact/Play-By-Play _____ Craig Way
 Address _____ 705 North Lamar, Austin, TX 78703
 Phone _____ (512) 684-7434
 Fax _____ (512) 473-2233
 Web Site _____ www.TexasSports.com

PROBABLE STARTERS

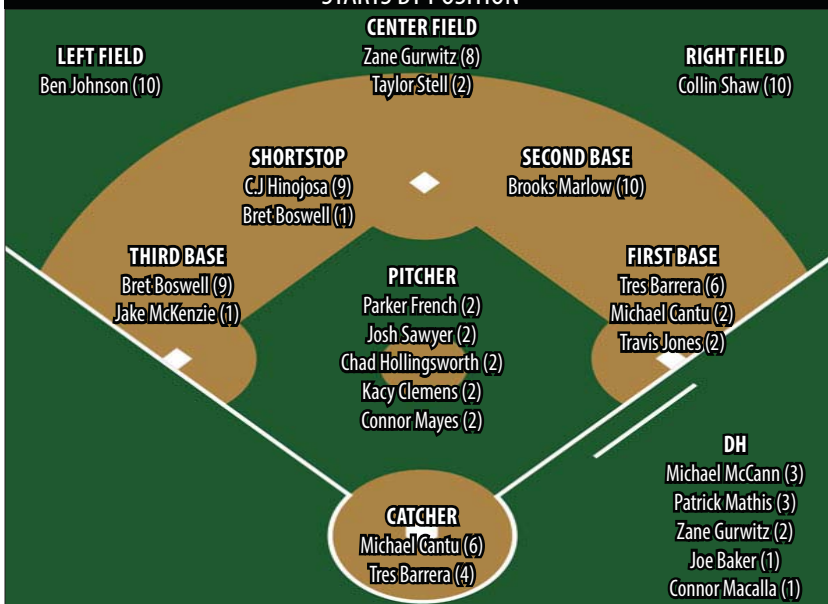
No.	Pos.	Name, Yr.	GP/GS	Avg.	AB	R	H	2B/3B	HR	RBI	SB	OPS
7	C	Michael Cantu, Fr.	8/8	.320	25	8	8	2/0	0	8	0-0	.900
1	1B	Tres Barrera, So.	10/10	.342	38	10	13	3/1	2	9	0-0	1.100
8	2B	Brooks Marlow, Sr.	10/10	.300	40	6	12	3/0	1	6	0-0	.828
17	3B	Bret Boswell, r-Fr.	10/10	.375	40	9	15	5/0	0	7	0-0	.957
9	SS	C.J. Hinojosa, Jr.	10/9	.211	38	6	8	1/0	0	5	2-3	.548
14	LF	Ben Johnson, Jr.	10/10	.447	47	9	21	2/1	1	9	2-2	1.065
50	CF	Zane Gurwitz, So.	10/10	.242	33	5	8	2/1	0	4	1-2	.739
4	RF	Collin Shaw, Sr.	10/10	.366	41	5	15	9/1	0	11	1-3	1.081
33	DH	Patrick Mathis, Fr.	5/3	.000	10	2	0	0/0	0	0	1-1	.167

PROBABLE STARTING PITCHERS

No.	P	Name, Yr.	W-L	ERA	IP	H	R	ER	BB	K	HB/WP	WHIP	B/Avg.
24	RHP	Parker French, Sr.	1-0	0.82	11.0	7	2	1	2	3	3/1	0.81	.194
30	LHP	Josh Sawyer, So.	1-1	4.82	9.1	10	5	5	3	5	0/0	1.40	.278
42	RHP	Kacy Clemens, So.	1-1	9.00	8.0	9	8	8	4	4	1/0	1.75	.281

- ▶ The pitching staff did not allow an earned run throughout the entire Minnesota series, and it held Minnesota to an .067 batting average (3 for 45) with runners on base. With runners in scoring position, it held the Gophers hitless (0 for 18), and with two outs Minnesota hit .118 (4-for-34) with zero RBIs.
- ▶ Comparatively, Texas hit .302 (26-for-86) with runners on base, .364 (20-for-55) with runners in scoring position and .362 (17-for-47) with two outs. Sixteen of UT's 28 RBIs on the weekend came with two down in the inning, including all seven last Sunday.
- ▶ The 8-2 start by Texas is its best since 2009 when they began the season 11-0. The Longhorns have won seven games in a row after starting the season 1-2, matching their longest winning streak since 2011.
- ▶ The 31 runs scored by the Longhorns in the Minnesota series was the highest total in a four-game set since they had 34 against Dallas Baptist in 1989.
- ▶ Longhorn base runners swiped six bases in last Sunday's game against Minnesota, the most since they had six steals against California on March 30, 2012.
- ▶ Texas is outscoring its opponents 35-2 from the seventh inning on this season.
- ▶ UT has scored 49 of its 68 total runs in innings where the leadoff man reaches base safely.
- ▶ Six Texas hitters have an OPS (on base % + slugging %) of .800 or greater, and five .900 plus: Tres Barrera (1.100), Collin Shaw (1.081), Ben Johnson (1.065), Bret Boswell (.957), Michael Cantu (.900) and Brooks Marlow (.809). Last season, the Longhorns finished with one player over .800 (Mark Payton, .828).
- ▶ Six Longhorns are batting .300 or above: Ben Johnson (.447), Bret Boswell (.375), Collin Shaw (.366), Tres Barrera (.342), Michael Cantu (.320) and Brooks Marlow (.300).
- ▶ Ben Johnson has recorded a hit in each of the first 10 games, giving him an 11-game hit streak dating back to last season. Johnson is hitting a team-high .447 on the year and leads the Big 12 and is tied for the national lead with 21 hits.

STARTS BY POSITION



TEXAS IN THE 2015 RANKINGS						
	PG	CB	BA	BW	CP	D1
End 2014	3	3	4	3	3	
Preseason	6	7	10	6	6	10
Feb. 16	8	12	10	9	-	10
Feb. 23	8	11	9	9	-	9
March 2	-	-	-	-	-	
March 9	-	-	-	-	-	
March 16	-	-	-	-	-	
March 23	-	-	-	-	-	
March 30	-	-	-	-	-	
April 6	-	-	-	-	-	
April 13	-	-	-	-	-	
April 20	-	-	-	-	-	
April 27	-	-	-	-	-	
May 4	-	-	-	-	-	
May 11	-	-	-	-	-	
May 18	-	-	-	-	-	
May 25	-	-	-	-	-	
Final	-	-	-	-	-	

PG: Perfect Game USA; CB: Collegiate Baseball Newspaper; BA: Baseball America; BW: National Collegiate Baseball Writer's Association; CP: USA Today/ESPN Coaches Poll; D1: D1Baseball.com

TEXAS' OPPONENTS IN 2015	
<i>Opponent (Conference)</i>	
Rice (C-USA)	6-3
UT San Antonio (C-USA)	6-2
Minnesota (Big 10)	0-7
UT-Pan American (WAC)	5-3
San Diego (West Coast)	2-6
Stanford (Pac-12)	3-4
Incarnate Word (Southland)	4-6
UT Arlington (Sun Belt)	3-4
Texas State (Sun Belt)	2-5
Nebraska (Big 10)	4-3
Texas A&M Corpus Christi (Southland)	5-2
Wichita State (Missouri Valley)	3-4
Sam Houston State (Southland)	5-4
Prairie View A&M (SWAC)	2-6
Non-Conference	50-59 (.459)
West Virginia	3-3
Kansas State	4-4
Oklahoma State	5-3
Oklahoma	6-4
Kansas	2-5
TCU	7-1
Texas Tech	9-1
Baylor	6-2
Big 12 Conference	42-23 (.623)
Overall	92-82 (.529)

WEEKLY HONORS	
Player	Award (Date)
Michael Cantu	Co-Big 12 Newcomer of the Week (Feb. 23)

BULLPEN DOMINANCE - UT has used four left-handed relievers this season (Sr. Kirby Below, Jr. Travis Duke, Jr. Ty Culbreth and So. Jon Malmin), who have combined to throw 29 2/3 innings, surrendering just two runs for a 0.61 ERA. Juniors Culbreth and Duke have spun 7 and 6 1/3 shutout innings respectively, with both picking up a victory and Culbreth earning his first two career saves and an additional victory. As a whole, the bullpen has tossed 44 innings and given up just four earned runs (0.82 ERA). Culbreth (7 IP), Duke (6 1/3 IP), Jake McKenzie (5 IP), Kyle Johnston (2 2/3 IP), Connor Mayes (2 1/3 IP in relief) and Andy McGuire (2 IP) are all yet to allow a run in relief.

STRONG START - Ben Johnson matched a career high when he had four hits in the first game of a doubleheader against Rice (Feb. 14). The junior also had four hits as a freshman vs. UCSB (3/10/2013). Through the first 10 games, Johnson is 21-for-47 (.447) with two doubles, a triple, nine RBIs, nine runs scored, two stolen bases and a home run. His 21 hits are tied for the most in the country, and he has hit safely in all 10 games thus far. With two outs, Johnson is 9-for-13 (.692) with seven RBI, including a three-run HR. Johnson leads the Big 12 lead (t-1st in NCAA) in hits (21) and is second in batting average (.447).

TEXAS DEBUTS - Eleven players made their collegiate debuts for Texas far this season: freshman infielder Joe Baker, redshirt freshman third baseman Bret Boswell, freshman catcher Michael Cantu, freshman pitcher Kyle Johnston, freshman first baseman Travis Jones, redshirt freshman infielder/DH Connor Macalla, freshman catcher Michael McCann, freshman pitcher/infielder Jake McKenzie, freshman outfielder Patrick Mathis, freshman pitcher Connor Mayes, freshman pitcher Tyler Schimpf ... Additionally, sophomores Kacy Clemens and Andy McGuire made their first appearances as a pitcher and sophomore Josh Sawyer made his first career start.

IMMEDIATE IMPACT - Not only have 11 Longhorns made their collegiate debuts, but several contributed in big ways in the Texas victories:

- **Joe Baker** earned his first career on Feb. 21 against Minnesota (gm. 1) as the designated hitter, going 1-for-2 with a walk, a hit and a run scored in the game.
 - Is 2-for-4 with three runs scored, one RBI, one walk, and one stolen base on the season.
- **Bret Boswell** had a two-out single to extend the top of the 10th inning against Rice (Feb. 15) and set the table for the game-winning hit.
 - Had a 3-for-5 day with a double two RBIs and a run scored against UTPA (Feb. 25) that included a walk-off RBI single.
 - For the season, Boswell is second on the team in batting average (.375), fourth in OPS (.957), and is tied for second in runs scored with nine.
- **Michael Cantu** had five RBIs Feb. 20 vs. Minnesota, marking the first time a freshman has done that since Cohl Walla and Jonathan Walsh both achieved it during the 2010 season.
 - Named Big 12 Co-Newcomer of the week for the week of Feb. 16-22). Had a team-high .545 OBP for the week, and tied for the team lead with seven RBIs.
 - Has reached base in 17 of 34 plate appearances (.500 OBP) on the season with eight hits (two doubles), eight runs scored and eight RBIs. His .500 OBP leads the team.
- **Kyle Johnston** earned his first career save in his first inning pitched on (Feb. 15) by retiring two batters and preserving a 4-3 Texas lead.
 - In 2 2/3 frames on the year, Johnston has not allowed a run and has given up just one hit.
- **Connor Mayes** tossed a scoreless eighth inning at Rice on Feb. 13 in a 3-1 Texas win in his college debut.
 - Pitched three scoreless innings vs. UTSA (Feb. 17) to earn his first collegiate win in his first-career start.
- **Michael McCann** smashed a game-winning RBI double in the top of the 10th inning on Feb. 15 to give Texas a 4-3 lead.
 - Had two hits and a run scored against UTSA (Feb. 17).
- **Jake McKenzie** drew a walk and scored a run in his first career start in the Longhorns' 4-3 win over Rice on Feb. 15.
 - Has pitch five innings scoreless innings on the season, allowing just two hits and one walk while striking out four.

These quick freshman contributions should not come as a surprise, as Texas' 2014 recruiting class was ranked seventh-best in the nation by Collegiate Baseball Newspaper. The Longhorns signed 10 players for the class of 2014, eight of which are from the state of Texas. Despite three of those being selected in the MLB Draft this summer (RHP Tyler Schimpf, C Michael Cantu, INF Travis Jones), all 10 players reported to campus and of the 21 players signed in the last two years, 20 have joined the Longhorns on the 40 Acres.

Records at UFCU Disch-Falk Field

Season	Record	Pct.
1975	38-4	.905
1976	29-12	.707
1977	46-4	.920
1978	30-10	.750
1979	43-4	.915
1980	41-9	.820
1981	53-5-1	.907
1982	45-2	.957
1983	52-12	.812
1984	47-7	.870
1985	50-5	.909
1986	43-10	.811
1987	50-5	.909
1988	43-7	.860
1989	41-9	.820
1990	40-12	.769
1991	40-11	.784
1992	31-7	.816
1993	46-8	.852
1994	39-15	.722
1995	35-3	.921
1996	29-16	.644
1997	22-16	.579
1998	17-13-1	.565
1999	22-10	.688
2000	30-9	.769
2001	25-10	.714
2002	34-6	.850
2003	31-8	.795
2004	34-5	.872
2005	36-5	.878
2006	25-6	.806
2007	25-6	.806
2008	19-12	.613
2009	32-7-1	.813
2010	35-6	.854
2011	36-9	.800
2012	20-7	.741
2013	22-10	.688
2014	23-10	.697
2015	6-0	1.000

Totals **1,404-332-3** **.808**

BIG 12 LEADERS - Several Longhorns are at or near the top of the Big 12 in a number of categories. Ben Johnson leads the conference in hits, Collin Shaw is tied for the lead in RBIs and Ty Culbreth is tied for the league lead in both wins and saves.

	RBIs	TB	Hits	HR	Avg.	Runs	OBP	SLG
Barrera	9 (t-3rd)	24 (t-4th)	13 (7th)	2 (t-3rd)	.371	10 (t-2nd)	.469	.632 (9th)
Boswell	7	20 (t-8th)	15 (t-2nd)	-	.375	9 (t-5th)	.457	.500
Cantu	8 (t-6th)	10	8	-	.320	8	.500 (t-6th)	.400
Johnson	9 (t-3rd)	28 (2nd)	21 (1st)	1	.447 (2nd)	9 (t-5th)	.468	.596 (10th)
Shaw	11 (t-1st)	26 (3rd)	15 (t-2nd)	-	.368	5	.447	.634 (8th)
	ERA	Wins	Saves	Opp. Avg.				
Culbreth	0.00	2 (t-1st)	2 (t-1st)	.261				
French	0.82 (5th)	1 (t-10th)	-	.194 (9th)				

HIT PARADE - Against UTSA (2/17), the Texas offense accumulated 20 base hits, a feat that has only been accomplished by the Horns five other times since 2003. It was the first time the Longhorns had 20 hits in a game in the BBCOR bat era, and marked the only time since 2003 that it had been done at UFCU Disch-Falk Field in a nine-inning game (the 20 hits against Boston College spanned 25 innings). Texas followed that performance with a 17 hit, 13 run outing on Feb. 20 against Minnesota. Their 27 runs in the those two games are the most in back-to-back games since they had 35 vs. UT Arlington and Oklahoma State on April 20th and 23rd of 2010.

20 Hit Games Since 2003

Date	Opponent	Hits
Feb. 14, 2015	vs. UTSA	20
May 30, 2009	vs. Boston College	20
March 20, 2008	at Texas Tech	22
June 5, 2005	vs. Arkansas	21
April 9, 2004	at Kansas State	21
March 23, 2003	at Oklahoma State	20

THROUGH 10 GAMES - After the first 10 games, the 2015 squad compares well to the 2014 squad that finished tied for 3rd in the nation. The 2015 team batting average (.305) is 56 points higher than 2014 (.249) at this point, and the team ERA (2.33) is just 0.08 points higher than in 2014 (2.25). A more in depth statistic comparison can be found on page seven.

DIFFICULT ROAD AHEAD - Texas finished the 2014 season third in RPI, played the third most difficult schedule in the country and finished fifth in Iterative Strength according to BoydsWorld.com. The 2015 slate appears just as challenging as they will play 24 games against teams that reached the NCAA Tournament last season, including the four-game set at Rice (Feb. 13-15).

- 20 of these contests come on the road, including the non-conference series at Rice (Feb. 13-15) and Stanford (March 5-8).
- Additionally, Texas will play 13 games against teams who won Regional championships last year, with a three-game series scheduled vs. conference foes Oklahoma State (April 3-5), TCU (April 24-26) and Texas Tech (May 1-3), to go along with the four-game set vs. the Cardinal.
- The second half of the schedule will see Texas play 16 of its last 27 regular season games vs. NCAA Tournament teams, starting with a three-game non-conference series at Nebraska (March 27-29). Other games vs. 2014 postseason teams are at Oklahoma State (April 3-5), vs. Sam Houston State (April 14) and at Kansas (April 17-19).
- Texas closes Big 12 play in difficult fashion, facing a pair of 2014 CWS participants in the Horned Frogs before hosting the Red Raiders. UT closes the regular season with a conference series at Baylor (May 16-17), with the Big 12 Tournament set for May 20-24 in Tulsa, Okla.

DOUBLE PLAY DUO - Texas returns second baseman Brooks Marlow and shortstop C.J. Hinojosa this season after they helped Texas finish first in the Big 12 and tied for second nationally with 71 double plays in 2014. Marlow and Hinojosa played a large part in turning a pair, as Marlow was involved in 56 of the double plays and Hinojosa 49. Marlow has had a hand in 115 double plays in his career, which is fourth in school history. In its first five games in 2015, Texas has turned 12 double plays (third most in the nation), with Hinojosa contributing on eight and Marlow on six.

FLASHING THE LEATHER - Marlow was named to the 2014 Rawlings Division I Gold Glove Team. Marlow fielded at a .991 clip last season, committing just three errors in 326 chances. He has not committed an error in 55 chances this season.

INDIVIDUAL CAREER RECORDS**SACRIFICE BUNTS**

1.	Brandon Loy (2009-11)	56
2.	Mark Payton (2011-14)	40
3.	Tommy Nicholson (1998-2000)	38
4.	Nick Peoples (2004-07)	37
5.	Chance Wheelless (2004-07)	35
6.	Preston Clark (2006-09)	33
7.	Brooks Marlow (2011-2015)	32
	Travis Tucker (2007-09)	32
9.	Drew Stubbs (2004-06)	29
	Todd West (2000)	29

GAMES STARTED

1.	Jeff Ontiveros (1999-2002)	253
2.	Mark Payton (2011-14)	234
3.	Preston Clark (2006-09)	213
4.	Drew Stubbs (2004-06)	204
5.	Chance Wheelless (2004-07)	196
6.	Brandon Loy (2009-11)	193
7.	Tant Shepherd (2008-11)	191
	Taylor Teagarden (2003-05)	191
9.	Travis Tucker (2007-09)	189
10.	Tommy Nicholson (1998-2000)	182
	Brooks Marlow (2011-2015)	176

DOUBLE PLAYS TURNED

1.	Jeff Ontiveros (1999-2002)	219
2.	Chance Wheelless (2004-07)	161
3.	Tommy Nicholson (1998-2000)	131
4.	Brooks Marlow (2012-15)	115
5.	Travis Tucker (2007-09)	114
6.	Brandon Loy (2009-11)	112
7.	Seth Johnston (2002-05)	106
8.	Brandon Belt (2008-09)	105
9.	Tim Moss (2001-03)	96
10.	Tant Shepherd (2008-11)	90

Tres Barrera put himself in elite Longhorn company with his 5-for-6, six RBI performance against UTSA (chart below), as it was just the second time since 2003 that a UT player had five hits and six RBIs in the same game (Michael Torres, March 20, 2008 at Texas Tech).

6+ RBI GAME (SINCE 2003)

Date	Player	Opponent	RBIs
Feb. 17, 2015	Tres Barrera	UTSA	6
March.5, 2008	Brandon Belt	TAMU CC	8
April.3, 2005	Chance Wheelless	UTPA	6
June.5, 2005	Seth Johnson	Arkansas	6

5+ HIT GAME (SINCE 2003)

Date	Player	Opponent	Hits
Feb. 17, 2014	Tres Barrera	UTSA	5
March.20, 2008	Michael Torres	Texas Tech	5
March.10, 2007	Josh Prince	Miami (Ohio)	5
Feb. 24, 2007	Bradley Suttle	Washington State	5
March.3, 2006	Nick Peoples	UNLV	5
Jan. 31, 2004	Dooley Prince	Hawaii	5
March.23, 2003	Omar Quintanilla	Oklahoma State	5
Feb. 15, 2003	Dustin Majewski	Missouri	5

SPEED IN THE OUTFIELD - UT brings back a lot of speed on the base paths, including the three starting outfielders who combined for 43 steals in 2014 (Ben Johnson - 21, Collin Shaw - 13, Zane Gurwitz - 9). Johnson not only led the squad with his 21 swiped bags, but was also not thrown out all season. Through nine games in 2015, Johnson has stolen two bags, and Shaw and Gurwitz each have one steal.

EXPERIENCE AT THE PLATE - Of the eight positional starters at the College World Series last year, Texas returns seven in 2015 (though first baseman Kacy Clemens makes the switch to pitcher). Juniors C.J Hinojosa (.298 avg. & nine game hit streak) and Ben Johnson (.405 slg pct. & 21 SB) lead the way while sophomores Tres Barrera (5 HR & 35 RBI) and Zane Gurwitz (.284 avg. & 10 2B) look to build off successful freshman campaigns. The six returners who are seeing regular playing time have helped Texas to a .309 team batting average and an average of 6.8 runs a game through the first 10 games. The team also currently has an OPS of .847 after posting a .709 OPS in 2014.

NEW BASEBALL FOR 2015 - NCAA Baseball will begin using a flat-seamed ball for the 2015 season. The new balls will travel approximately 20 feet further when hit deep into the outfield than the raised-seamed balls used in the past.

- From the NCAA: "Flat-seamed baseballs launched out of a pitching machine at averages of 95 mph, a 25-degree angle and a 1,400 rpm spin rate traveled around 387 feet compared to raised-seamed baseballs that went 367 feet. Due to variables, not every trajectory hit with a flat-seamed ball will travel exactly 20 feet farther than a raised-seamed ball, but a 20-foot average difference is an approximate representation of what can be expected."
- Through the first 10 games of the season, Texas has hit two more home runs (4) than they did at this point of 2014 (2), and have 20 more extra base hits (37 in 2015, 17 in 2014) than they did at this point last year.

MAJOR ARMS LOST - The Texas pitching staff will take a significant hit in 2015 after losing over half of its innings (356 2/3 of 601) from last year. RHPs John Curtiss, Nathan Thornhill and Lukas Schiraldi were taken in the 6th, 13th and 15th rounds of the MLB Draft respectively, while lefty Dillon Peters was taken in the 10th round. Sophomore right-hander Morgan Cooper, meanwhile, will miss the 2015 season after undergoing Tommy John Surgery on his right elbow. The righty from Jarrell, Texas put up an impressive freshman campaign, going 4-2 with a 2.89 ERA in 56 innings while striking out 41 en route to being named to the Big 12 All-Freshman team and a second-team Freshman All-American by Perfect Game.

SENIOR ANCHOR - For the second year in a row the Longhorns' pitching staff will be anchored by an experienced senior. Right-hander Parker French (7-5, 2.41 ERA) will look to fill the role RHP Nathan Thornhill (9-3, 1.51 ERA) played in 2014 in leading a young Texas pitching staff.

- In his first two starts of 2015, French is 1-0 with a 0.82 ERA. In 11 innings pitched, he has allowed just seven hits and two walks, and held opponents to a .194 batting average.

- The outfield will also have senior leadership once again with the presence of Collin Shaw (.355 OBP & 12 SB). Shaw had an impressive NCAA Tournament in 2014, hitting .324, and he fielded at a .991 clip on the year with four outfield assists and several tremendous diving catches.

- Through 10 games, Shaw leads the country with 10 doubles. He is hitting .366 with a 1.081 OPS, and is tied for the Big 12 lead with 11 RBIs. Shaw also made Sports Center Top-10 grab (No. 2 play) Feb. 17 against UTSA.

- Senior gold glove-winning second baseman Brooks Marlow also returns in 2015 to provide leadership to the infield. In addition to his excellent defense, Marlow also finished second on the team in runs scored in 2014, and he was third on the team in OBP (.383) and home runs (3) while hitting primarily in the leadoff spot for the Horns.

- Marlow holds an .828 OPS currently, and has one of the team's four home runs on the season. His four RBI performance against Minnesota (Feb. 22) was the first of his career. He has not made an error in 55 chances at second base.

WEEKLY AWARDS - Freshman catcher Michael Cantu was the first Longhorn award winner for 2015 after earning Big 12 Newcomer of the Week Honors (Feb. 16-22). The freshman catcher tied for the team lead with seven RBIs on the week while adding six runs and a pair of doubles, and he drew a team-high six walks to have a team-best .545 on-base percentage.



PITCHING FACTORY - Pitching coach Skip Johnson enters his ninth season at Texas having built quite an impressive resume for developing pitchers. During his tenure on the 40 Acres 24 Longhorn pitchers have been drafted, including three first-rounders, and his pitching staffs have ranked in the top-10 nationally in ERA six times. In 2014, the staff posted a 2.25 ERA, fourth-best in the country, and the lowest mark at Texas since 1977.

SKIP'S STUDENTS IN THE MLB DRAFT
YEAR: PLAYER (Round)

2007 - 5

Randy Boone (4), Adrian Alaniz (8), *James Russell* (14), Joseph Krebs (14), Kenn Kasperek (34)

2008 - 3*

Kyle Walker (11), Kenn Kasperek (12)*, Casey Whitmer (30), Riley Boening (42)

2009 - 1

Austin Wood (5)

2010 - 3

Chance Ruffin (1), *Brandon Workman* (2), Cole Green (4)

2011 - 5*

Taylor Jungmann (1), Sam Stafford (2), Cole Green (9)*, Andrew McKirahan (21), Austin Dicharry (41), Stayton Thomas (43)

2012 - 1

Hoby Milner (7), Sam Stafford (13)*, Austin Dicharry (24)*

2013 - 2

Corey Knebel (1), Nathan Thornhill (24)

2014 - 4*

John Curtiss (6), Dillon Peters (10), Nathan Thornhill (13)*, Lukas Schiraldi (15), Parker French (19)^

TOTAL: 24 (avg. 3.0 pitchers drafted per season)
4 have pitched in MLB
3 first-round draft picks

* Drafted player who did not sign / ^ Returned for 2015 /
Has Pitched in Major Leagues

2014 ACCOLADES - Three Longhorns received postseason recognition for their achievements last season.

- Morgan Cooper (4-2, 2.98) and Tres Barrera (.261, 5 HR) were named second team Perfect Game Freshmen All-Americans at pitcher and catcher respectively. Barrera also went on to win the College Home Run Derby at TD Ameritrade Park by blasting 41 home runs in the contest. Cooper however, will miss the 2015 season because of Tommy John Surgery on his throwing elbow.

- Barrera was also named a second team freshman All-American by Baseball America for his work both behind the plate and at it.

- Sophomore shortstop C.J. Hinojosa was named the CWS All-Tournament Team shortstop. He collected five hits including a home run and a double, two walks, three runs scored and two RBI in Omaha.

2014 BIG 12 CREDENTIALS - Among returners, RHP Chad Hollingsworth and 2B Brooks Marlow earned second-team All-Big 12 honors in 2014; Ben Johnson received honorable mention; and C Tres Barrera, RHP Morgan Cooper and INF/OF Zane Gurwitz were selected to the All-Freshman team. Barrera was also named Newcomer of the week twice (March 31 & May 19).

A LOOK AT THE STAFF - Head coach Augie Garrido is in his 19th season at Texas and 47th overall with a career record of 1,920-892-9. He is assisted by Skip Johnson (ninth season at Texas), Tommy Nicholson (fifth season at Texas) and Ryan Russ (fourth season at Texas). Johnson has led UT to top-10 national finishes in ERA in six of his eight seasons on the Forty Acres. Nicholson, a volunteer assistant in 2009 and 2010, returned to the staff as an assistant coach prior to the 2013 season. He coaches the infielders and hitters and has landed two-straight top-10 recruiting classes. Russ, in his fourth season as volunteer assistant, coaches the outfielders and helps coach the hitters.

ACADEMIC SUCCESS - The Texas Baseball team's semester GPA in Fall 2014 was 3.15 they hold a 3.23 cumulative team GPA.

- The squad has earned a GPA of 3.0 or better for nine consecutive semesters with a 3.1 or better for seven consecutive semesters.

- Over seventy-six percent of Baseball students hold a cumulative GPA of 3.0 or better.

- Over sixty-six percent of students on the team earned a 3.0 or better in Fall 2014 and were named to the Big 12 Commissioner's Honor Roll.

- Eleven students, the most in program history, were named to the 2014 Academic All-Big 12 Baseball Team.

- John Curtiss, English/History Plan I Honors graduated as an Academic All-American and earned the NCAA Elite 89 Award for holding the highest cumulative GPA of any student-athlete of the eight teams at the 2014 College World Series. Curtiss also earned the Big 12 Conference's highest academic honors with the Dr. Prentice Gautt Postgraduate Scholarship and the Dr. Gerald Lage Academic Achievement Award.

- The Baseball program has received APR Public Recognition Awards five times for having multiyear Academic Progress Rates in the top ten percent in their sport (2008-09, 2009-10, 2010-11, 2011-12, 2012-13).

- The team earned the College World Series Award for the team with the highest GPA in 2007 and 2009.

- Current Baseball students are pursuing majors from nearly every college on campus, including Business, Communication, Education, Engineering, and Liberal Arts.

- Since 2006, over 30 Texas Baseball student-athletes have returned to campus to earn their degrees.

GAME-BY-GAME BATTING LINEUP

Opponent	1st	2nd	3rd	4th	5th	6th	7th	8th	9th
at Rice	Johnson LF	Shaw RF	Hinojosa SS	Marlow 2B	Barrera C	Boswell 3B	Gurwitz DH	Stell CF	Jones 1B
at Rice	Johnson LF	Shaw RF	Hinojosa SS	Marlow 2B	Barrera 1B	Boswell 3B	Gurwitz DH	Cantu C	Stell CF
at Rice	Johnson LF	Shaw RF	Hinojosa SS	Marlow 2B	Barrera C	Boswell 3B	Gurwitz CF	Macalla DH	Jones 1B
at Rice	Johnson LF	Shaw RF	Marlow 2B	Barrera 1B	Boswell 3B	McCann DH	Cantu C	Gurwitz CF	McKenzie 3B
UTSA	Johnson LF	Shaw RF	Hinojosa SS	Marlow 2B	Barrera 1B	Boswell 3B	McCann DH	Cantu C	Gurwitz CF
Minnesota	Johnson LF	Shaw RF	Hinojosa SS	Marlow 2B	Barrera 1B	Boswell 3B	McCann DH	Cantu C	Gurwitz CF
Minnesota	Johnson LF	Shaw RF	Hinojosa SS	Barrera C	Marlow 2B	Cantu 1B	Boswell 3B	Gurwitz CF	Baker DH
Minnesota	Johnson LF	Shaw RF	Hinojosa SS	Marlow 2B	Barrera 1B	Boswell 3B	Cantu C	Mathis DH	Gurwitz CF
Minnesota	Johnson LF	Shaw RF	Hinojosa SS	Barrera C	Marlow 2B	Boswell 3B	Cantu 1B	Gurwitz CF	Mathis DH
UTPA	Johnson LF	Shaw RF	Hinojosa SS	Barrera 1B	Marlow 2B	Boswell 3B	Cantu C	Gurwitz CF	Mathis DH

2015 NCAA Team Rankings (as of 2/26)

Statistic	Natl.	Conf.	Value
Walks	t-11	2	47
Batting Avg.	.44	2	.305
Double Plays	3	2	12
Doubles	2	2	29
ERA	.34	2	2.33
Fielding %	.23	2	.980
Hit by Pitch	t-36	3	11
Hits	4	2	106
Hits Allowed/9 inn.	.86	3	8.29
Home Runs	t-74	t-6	4
On-Base %	.42	3	.402
Runs	t-10	2	68
Sac Bunts	t-29	2	8
Sac Flies	t-122	8	2
Scoring	.59	3	6.8
Shutouts	t-2	t-2	3
Slugging %	.35	2	.445
Stolen Bases	t-100	8	8
Strikeout/Walk Ratio	118	5	2.04
Strikeouts/9 inn.	.255	9	5.4
Triples	t-16	2	4
WHIP	.54	2	1.21
W-L %	t-33	3	.800
Walks Allowed/9 inn.	.41	2	2.63

2015 NCAA Individual Rankings

Statistic	Player	Natl.	Conf.	Value
Walks	Cantu	t-21	3	9
	Barrera	t-36	4	8
Batting Avg.	Johnson	.117	2	.447
Doubles	Shaw	1	1	9
	Boswell	t-14	3	5
ERA	French	.136	5	0.82
Hits	Johnson	t-1	1	21
	Shaw	t-24	t-2	15
	Boswell	t-24	t-2	15
	Barrera	t-64	7	13
Home Runs	Barrera	t-35	t-3	2
Runs	Barrera	t-35	t-2	10
	Boswell	t-58	t-5	9
	Johnson	t-58	t-5	9
RBI's	Shaw	t-25	t-1	11
	Barrera	t-67	t-3	9
	Johnson	t-67	t-3	9
Sac Bunts	Gurwitz	t-63	t-3	2
	Marlow	t-63	t-3	2
Saves	Culbreth	t-20	t-1	2
	Johnston	t-68	t-4	1
	Malmin	t-68	t-4	1
Total Bases	Johnson	t-8	2	28
	Shaw	t-14	3	26
	Barrera	t-24	t-4	24
	Boswell	t-70	t-8	20
WHIP	French	t-144	t-7	0.82

2015 TEXAS SERIES-BY-SERIES BREAKDOWN

HITTING

Opponent	W-L	Avg.	AB	R	H	2B	3B	HR	RBI	SLG%	BB	SO	OB%	SB-SA
Rice	2-2	.228	136	18	31	8	0	2	17	.331	15	42	.310	0-1
UTSA	1-0	.476	42	14	20	4	0	1	12	.643	7	7	.560	0-1
Minnesota	4-0	.338	139	31	47	15	4	1	28	.525	17	26	.432	8-9
UTPA	1-0	.258	31	5	8	2	0	0	5	.323	8	2	.439	0-1
San Diego														
Stanford														
UIW														
West Virginia														
UT Arlington														
Kansas State														
Texas State														
Nebraska														
TAMU CC														
Ok State														
Wichita State														
Oklahoma														
SHSU														
Kansas														
Texas State														
TCU														
PVAM														
Texas Tech														
Texas State														
Baylor														
TOTALS:	8-2	.305	348	68	106	29	4	4	62	.445	47	77	.402	8-12

Through 10 Games

2014: 7-3 .249 313 44 78 9 5 2 35 .329 44 47 .343 7-11

Final Statistics

2014: 46-21 .263 2182 299 573 96 18 22 265 .353 288 367 .356 75-90

PITCHING

Opponent	W-L	ERA	IP	H	R	ER	BB	SO	2B	3B	HR	B/Avg.	WP	HP
Rice	2-2	4.89	35.0	48	19	19	8	14	5	1	1	.343	1	4
UTSA	1-0	2.00	9.0	8	2	2	2	7	1	0	0	.229	1	1
Minnesota	4-0	0.00	36.0	19	2	0	11	27	2	0	0	.158	1	1
UTPA	1-0	2.00	9.0	7	4	2	5	5	0	0	0	.212	0	0
San Diego														
Stanford														
UIW														
West Virginia														
UT Arlington														
Kansas State														
Texas State														
Nebraska														
TAMU CC														
Ok State														
Wichita State														
Oklahoma														
SHSU														
Kansas														
Texas State														
TCU														
PVAM														
Texas Tech														
Texas State														
Baylor														
TOTALS:	8-2	2.33	89.0	82	27	23	26	53	8	1	1	.250	3	6

Through 10 Games

2014: 7-3 2.25 88.0 80 29 22 35 56 14 1 1 .248 4 6

Final Statistics

2014: 46-21 2.25 601.0 492 187 150 220 384 65 7 6 .227 42 43



Texas Baseball By The Numbers

- 6** National Championships
- 8** Members in College Baseball Hall of Fame
- 11** Conference Player of the Year honors
- 11** Big 12 Freshman/Newcomer of the Year honors
- 35** College World Series appearances
- 56** NCAA Tournament appearances
- 71** Conference Championships
- 105** Major League Baseball players



2014 NOTES:

- Texas' recorded its 35th appearance in the College World Series in 2014, and its eighth trip since 2000, which also leads the nation ended in a tie for third place. The Longhorns' 85 wins in the CWS is also a record, and they have compiled an 85-59 (.586) record overall. Texas' six national titles are tied for second all-time with LSU, trailing only USC (12).
- Texas finishes the year (46-21), and in the top four in the World Series for a record 26th time. The Longhorns have finished in the top four six out of eight trips to the CWS in the Garrido era.
- Head coach Augie Garrido finishes his 15th appearance in the CWS with a 41-22 record. He is the winningest coach in college baseball history (1,920 career victories).
- The 103 bunts during the 2014 season for the Longhorns were the fifth most in a season in the Augie Garrido era. The four seasons with more sacrifices also ended in Omaha, including the 2005 National Championship year (116 sacrifices).
- The Texas pitching finished the year with a 2.25 ERA, the lowest team ERA since 1977 (2.12).
- Travis Duke was nearly untouchable all of 2014 for the Longhorns allowing just one earned run, good for a 0.29 ERA in 30 2/3 innings.
- In the post season the pitching staff had a 1.25 ERA and a .214 opponent batting average.
- The team's CWS ERA was 1.38, which includes their back to back shutouts (6/18 & 6/20). Texas had 13 shutouts on the year, tied for fifth-best in the country.
- The Longhorns finished the year first in the Big 12 and second in the nation in double plays turned with 71. Texas also finishes the year 34th in the country in fielding percentage (.974).
- C.J. Hinojosa's ended the season on a nine game hit streak and an 11 game on-base streak. He was the only Longhorn to record a hit in all five CWS games.
- Hinojosa was named to the CWS All-Tournament Team for his outstanding performance. He had five hits including a home run and a double, two walks, three runs scored and two RBI.
- The Texas offense has 20 extra base hits in NCAA Tournament Play (14 doubles, three triples and three home runs) compared to six (five doubles and a triple) four their opponents.
- The Longhorns hit three triples in their final two games of the year (Gurwitz, Marlow, Barrera) to give them 18 on the season.

BACK HOME IN OMAHA - Texas made its record 35th appearance in the College World Series in 2014, and its eighth trip since 2000, which also leads the nation. The Longhorns' 85 wins in the CWS is also a record, and they have compiled an 85-59 (.590) record overall. Texas' six national titles are tied for second all-time with LSU, trailing only USC (12).

WINS			APPEARANCES		
1.	TEXAS	85	1.	TEXAS	35
2.	USC	74	2.	Miami (Fla.)	23
3.	Arizona State	61	3.	Arizona State	22
4.	Miami (Fla.)	47	4.	Florida State	21
5.	Stanford	40		USC	21

- The Longhorns had six players taken the the MLB First-Year Player Draft:
 - r-Sophomore RHP John Curtiss, Minnesota Twins, sixth round (170 overall)
 - Senior OF Mark Payton, New York Yankees, seventh round (212 overall)
 - Junior LHP Dillon Peters, Miami Marlins, 10th round (287 overall)
 - Senior RHP Nathan Thornhill, Philadelphia Phillies, 13th round (382 overall)
 - Junior RHP Lukas Schiraldi, Seattle Mariners, 11th round (441 overall)
 - Junior RHP Parker French, Detroit Tigers, 19th round (589 overall)
- Six Longhorns were named to the Houston All-Regional team (May 30-June 2, 2014). Freshman catcher Tres Barrera, junior second baseman Brooks Marlow, senior outfielder Mark Payton, junior outfielder Collin Shaw, senior designated hitter Madison Carter and sophomore right-handed pitcher Chad Hollingsworth were all named to the squad. Payton and Hollingsworth were named Co-Most Outstanding Players.
- Eight Longhorns earned All-Big 12 honors. CF Mark Payton was named to the first team; RHP Chad Hollingsworth, 2B Brooks Marlow and RHP Nathan Thornhill were named to the second team; Ben Johnson received honorable mention; and Tres Barrera, Morgan Cooper and Zane Gurwitz were selected to the All-Freshman team.
- Texas finished the season third in RPI, has played the third most difficult schedule in the country and is fifth in Iterative Strength Rating according to BoydsWorld.com.
- Mark Payton was named one of 10 finalists for the Senior CLASS Award.

Head Coach Augie Garrido



Eight trips to the College World Series (CWS). National Championships in both 2002 and 2005. Second-place finishes in 2004 and 2009. Seven Big 12 Conference Championships (2002, 2004, 2006, 2007, 2009, 2010, and 2011) and four league tournament crowns (2002, 2003, 2008 and 2009). These are the results and why head coach Augie Garrido was hired to guide the Texas baseball program in 1996.

During his first 18 years on the Forty Acres, Garrido became the all-time winningest coach in NCAA Division I baseball history by capturing his 1,428th career win on June 9, 2003, (a 6-5 Texas victory over then No. 1 Florida State during NCAA Super Regional action in Tallahassee, Fla.), then moved past Gordon Gillespie as the winningest coach in all divisions with win number 1,894 on March 25, 2014.

He brought Texas back to the CWS for the first time since 1993 during the 2000 campaign, and returned the Horns to the pinnacle of collegiate baseball in 2002 by leading UT to a 57-15 record that produced the school's first-ever Big 12 regular-season and tournament championships, as well as its first national title since 1983. He duplicated the feat in 2005, guiding the Longhorns to their sixth National Championship, the second-most for one school in NCAA history. Texas' rise under Garrido has been the culmination of inking 17 straight top 15 recruiting classes and producing teams that have stood tall against perennial powers such as LSU, Miami (Fla.), Stanford and USC. Now, as he enters his 19th year in Austin, Garrido, who was selected as both the 2002 and 2005 National Coach of the Year, looks to keep the program in contention for college baseball's ultimate prize each and every season.

Garrido is the only coach in baseball history to tally 1,900 or more career victories. He is also the first coach to lead teams from two different schools to national crowns (Cal State Fullerton & Texas), guide squads to National Championships in four different decades, and is one of only three coaches in history to win five or more NCAA titles (1979, 1984, 1995, 2002, 2005). Garrido is one of only three coaches in the modern era of NCAA football, baseball and men's or women's basketball to ever lead teams from two different schools to national crowns (Nick Saban, Rick Pitino). Additionally, Garrido has earned 15 trips to the CWS and 32 NCAA Regional Championship appearances, including 14 at Texas, while garnering National Coach of the Year honors six times (1975, 1979, 1984, 1995, 2002, 2005), regional coach of the year accolades on seven occasions (1975, 1979, 1984, 1995, 2002, 2004, 2005) and conference coach of the year distinctions eight times (1987, 1995, 2002, 2004, 2006, 2007, 2010, 2011) after leading his clubs to 25 league crowns.

His overall record after 46 years of college coaching, including a 769-368-2 (.675) mark with UT over the last 18 seasons, currently stands at 1,920-892-9 (.681), which translates into an average of over 41 victories per season.

The Vallejo, Calif., native is just the 13th coach in UT's 120-year baseball history, and, with the exception of the war years of 1943-45 when Blair Cherry was at the helm, is only the fourth Texas head coach since 1911.

As a result of his unique coaching style, Garrido has been ranked as one of the top three baseball teachers in the nation by Major League Baseball Directors of Player Development. To deserve that distinction, Garrido has coached three Golden Spikes Award winners, four National Players of the Year, six College World Series MVPs, 53 All-Americans, 14 All-League MVPs over his career. He has also had 15 of his players selected in the first round of the Major League Baseball Draft, including Longhorns Beau Hale (No. 14) in 2000, Omar Quintanilla (No. 33) in 2003, both J.P. Howell (No. 31) and 2005 American League Rookie of the Year Huston Street (No. 40) in 2004, the duo of Drew Stubbs (No. 8) and Kyle McCulloch (No. 29) in 2006, Chance Ruffin (No. 48) in 2010, Taylor Jungmann (No. 12) in 2011 and Corey Knebel (No. 39) in 2013. In addition, during his 18 years at UT, Garrido has tutored the skills of 27 players who have earned All-America honors a total of 34 times, 25 Freshman All-Americans, including a school-record four in 2006, 153 All-Conference performers, 11 USA Baseball National Team members and 97 players who have gone on to play in professional baseball.

Garrido's name is also held in high regard when people speak of his accomplishments in the College World Series. He is currently tied for second with five National Championships (trailing only Rod Dedeaux's 10 at USC) and 15 appearances (trailing Cliff Gustafson with 17), and ranks third in victories (41) and series games (63) among all-time coaches. He is also one of only eight men in history to coach two or more different teams in the CWS and is only the third Longhorns head coach (Bibb Falk & Cliff Gustafson) in the 120 completed years of Texas baseball to lead the Horns to Omaha.

Garrido's Year-by-Year Records

Year	School	Record	Pct.	Titles/Championships
1969	San Francisco State	25-14	.641	
1970	Cal Poly	16-33	.327	
1971	Cal Poly	39-11-1	.775	
1972	Cal Poly	31-18*	.633	
1973	Cal State Fullerton	19-33-1	.368	
1974	Cal State Fullerton	37-17	.685	CCAA
1975	Cal State Fullerton	36-16-1	.689	PCAA & Regional
1976	Cal State Fullerton	46-15	.762	PCAA
1977	Cal State Fullerton	44-14	.759	SCBA (Co-Champions)
1978	Cal State Fullerton	44-13	.772	SCBA
1979	Cal State Fullerton	60-14-1	.807	SCBA, Regional & NCAA
1980	Cal State Fullerton	49-18-1	.724	SCBA
1981	Cal State Fullerton	47-18	.723	SCBA
1982	Cal State Fullerton	51-23	.689	SCBA & Regional
1983	Cal State Fullerton	50-21-1	.701	SCBA (Co-Champions)
1984	Cal State Fullerton	66-20	.767	SCBA, Regional & NCAA
1985	Cal State Fullerton	36-32-1	.529	PCAA South
1986	Cal State Fullerton	36-21	.632	
1987	Cal State Fullerton	44-17	.721	PCAA
1988	Illinois	26-20	.565	
1989	Illinois	42-16	.724	Big Ten
1990	Illinois	43-21	.672	Big Ten
1991	Cal State Fullerton	34-22	.607	Big West (Co-Champions)
1992	Cal State Fullerton	46-17	.730	Regional
1993	Cal State Fullerton	35-19	.648	
1994	Cal State Fullerton	47-16	.746	Big West (Tri-Champions) & Regional
1995	Cal State Fullerton	57-9	.864	Big West, Regional & NCAA
1996	Cal State Fullerton	45-16	.738	
1997	Texas	29-22	.569	
1998	Texas	23-32-1	.420	
1999	Texas	36-26	.581	
2000	Texas	46-21	.687	Regional & Super Regional
2001	Texas	36-26	.581	
2002	Texas	57-15	.792	Big 12, Big 12 Tournament, Regional, Super Regional & NCAA
2003	Texas	50-20	.714	Big 12 Tournament., Regional & Super Regional
2004	Texas	58-15	.795	Big 12, Regional & Super Regional
2005	Texas	56-16	.778	Regional, Super Regional & NCAA
2006	Texas	41-21	.661	Big 12
2007	Texas	46-17	.730	Big 12
2008	Texas	39-22	.639	Big 12 Tournament
2009	Texas	50-16-1	.754	Big 12, Big 12 Tournament, Regional & Super Regional
2010	Texas	50-13	.794	Big 12 and Regional
2011	Texas	49-19	.721	Big 12, Regional and Super Regional
2012	Texas	30-22	.577	
2013	Texas	27-24	.529	
2014	Texas	46-21	.687	Regional, Super Regional
2015	Texas	8-2	.800	
CAREER TOTAL		1,928-894-9	.683	47 seasons
Texas:		777-370-2 (.677)		19 seasons
Cal State Fullerton:		929-391-6 (.703)		21 seasons
Illinois:		111-57 (.661)		3 seasons
Cal Poly:		86-62-1* (.581)		3 seasons
San Francisco State:		25-14 (.641)		1 season

**Although scores listed in one source reflect a record of 30-19 for Cal Poly during the 1972 season, another source reports a 31-18 record, which is the standard used here.*

The Last Time It Happened

Team	
Won on a walk-off _____	Feb. 25, 2015 over UT Pan American _____ (Bret Boswell hit a two-out RBI single to score Collin Shaw)
Won 20 consecutive games _____	2010 (21)
Won 30 consecutive games _____	1982 (33)
Scored 20 runs (or more) in a game _____	_____
_____	May 23, 2010, at Missouri (20-11)
Allowed 20 runs (or more) in a game _____	_____
_____	April 11, 2008, at Missouri (31)
Had 20 hits (or more) in a game _____	_____
_____	Feb. 17, 2015, vs. UTSA (20)
Had 25 hits (or more) in a game _____	_____
_____	March 10, 1998, vs. Southern Illinois (25)
Allowed 20 hits (or more) in a game _____	_____
_____	Apr. 11, 2008, at Missouri (31)
Hit five (or more) HR in a game _____	June 22, 2009, vs. LSU (5)
Was shutout in a game _____	Apr. 18, 2014, vs. TCU (L, 0-2)
Turned 4 double plays in a game _____	May 19, 2012, vs. Baylor (5)
Turned a triple play in a game _____	March 7, 1987, vs. Washington State (1)
Won 50 games in a season _____	2010 (50-13)
Hit 60 home runs in a season _____	2010 (81) (63 games)
Scored 600 runs in a season _____	1989 (610) (72 games)
Had 700 hits in a season _____	2005 (734) (72 games)
Had 35 triples in a season _____	2003 (37) (70 games)
Had 150 doubles in a season _____	2002 (164) (72 games)
Had a team average of .315 or better _____	2007 (.316) (63 games)
Stole 100 bases in a season _____	2005 (103) (72 games)

Texas' Win Streaks			
STREAK	YEAR	ENDED BY	SCORE
34 games*	1977	Rice	3-4 (14)
33 games	1982	Houston	3-4
28 games	1946-47	Baylor	2-6
23 games	1914	Missouri	0-2
22 games	1985	Arkansas	4-5
22 games	1924	Baylor	1-2
21 games	2010	Kansas State	1-2
20 games	1988	Oklahoma	8-11
20 games	1973	Baylor	2-3
20 games	1972	Texas Tech	4-5
19 games	1985	Arkansas	5-9
19 games	1947-48	Baylor	7-8
18 games	1979	Minnesota	4-11
18 games	1975	Texas A&M	8-9
17 games	1974	Rice	4-5
16 games	2005	Arizona	3-8
16 games	1989	Dallas Baptist	7-15
16 games	1983-84	Arizona State	0-4
16 games	1982	Miami	1-2
16 games	1979	Texas A&M	0-1

*NCAA Record

Player	
Pitched a no-hitter _____	March 1, 2009, _____ by Brandon Workman vs. Penn State (9-0)
Pitched a combined no-hitter _____	May 16, 2014 _____ Dillon Peters and Morgan Cooper vs. Kansas State (W 12-0)
Pitched a perfect game _____	Apr. 3, 1970, _____ by James Street vs. Texas Tech (4-0)
Pitched a complete game shutout _____	June 4, 2010, _____ by Brandon Workman vs. Rider (11-0)
Had 10 strikeouts in a game _____	May 19, 2011, _____ by Taylor Jungmann (12) vs. Texas A&M
Had 15 strikeouts in a game _____	Mar. 12, 2010, _____ by Taylor Jungmann (17) vs. Iowa
Had 19 strikeouts in a game _____	Mar. 18, 1988, _____ by Eric Stone (19) vs. Southwestern Louisiana
Won 10 games in a season _____	2011 by Taylor Jungmann (13-3)
Won 15 games in a season _____	2004, by J.P. Howell (15-2)
Had 100 strikeouts in a season _____	2011, Taylor Jungmann (126) _____ and Cole Green (104)
Had 150 strikeouts in a season _____	2004, by J.P. Howell (166)
Had 175 strikeouts in a season _____	1989, by Kirk Dressendorfer (176)
Had 200 strikeouts in a season _____	1985, by Greg Swindell (204)
Had 10 saves in season _____	2011, by Corey Knebel (19)
Had 5 complete games in a season _____	2011, by Taylor Jungmann (5)
Had 10 complete games in a season _____	1989, by Kirk Dressendorfer (15)
Had 40 appearances in a season _____	2009, by Austin Wood (41)
Had 5 shutouts in a season _____	1986, by Greg Swindell (5)
Hit 3 home runs in a game _____	Apr. 30, 2002, by J.D. Reininger (3) vs. TCU
Hit for the cycle in a game _____	Apr. 24, 2007, by Kyle Russell _____ (Home Run, Triple, Double, Single) _____ vs. UT Pan American
Scored 5 runs in a game _____	Apr. 28, 2009, by Kevin Lusson (5) _____ vs. Texas State
Had 5 hits in a game _____	Feb. 17, 2015, by Tres Barrera (5) _____ vs. UTSA
Stole 5 bases in a game _____	Feb. 13, 1996, by MacGregor Byers (5) _____ vs. St. Mary's (Texas)
Stole home in a game _____	March 25, 2011, by Mark Payton at Oklahoma State
Had 7 RBI in a game _____	Mar. 5, 2008, _____ by Brandon Belt (8) vs. Texas A&M-Corpus Christi
Hit a grand slam home run in a game _____	May 12, 2012, _____ by Mark Payton vs. Texas Southern (Game 2 of DH)
Hit an inside the park home run _____	May 14, 2008, _____ by Michael Torres vs. Alabama A&M (Game 1)
Hit back-to-back home runs _____	May 9, 2010, by Russell _____ Moldenhauer and Kevin Keyes at Kansas State
Had 100 hits in a season _____	2005, by Seth Johnston (115)
Had 15 home runs in a season _____	2008, by Kyle Russell (19)
Had 20 home runs in a season _____	2007, by Kyle Russell (28)
Stole 40 bases in a season _____	2002, by Tim Moss (40)
Had 25 doubles in a season _____	2006, by Carson Kainer (25)
Had 8 triples in a season _____	2013, by Mark Payton (8)
Had 80 RBI in a season _____	2003, by Dustin Majewski (85)
Had 100 RBI in a season _____	1989, by Scott Bryant (112)
Batted .400 in a season (min. 100 ABs) _____	2002, by Dustin Majewski (.401)
Scored 80 runs in a season _____	2003, by Tim Moss (82)
Scored 100 runs in a season _____	1985, by Bill Bates (100)
Cleared the "Monster" in center field _____	Apr. 24, 2010, by Cameron Rupp _____ vs. Oklahoma State
Hit a leadoff home run _____	May 30, 2014, by Brooks Marlow vs. Texas A&M

2015 Texas Longhorns Baseball
Overall Statistics for Texas (as of Feb 25, 2015)
(All games Sorted by Batting avg)

Record: 8-2 Home: 6-0 Away: 2-2 Big 12: 0-0

Player	avg	gp-gs	ab	r	h	2b	3b	hr	rbi	tb	slg%	bb	hp	so	gdp	ob%	sf	sh	sb-att	po	a	e	fld%
14 Johnson, Ben	.447	10-10	47	9	21	2	1	1	9	28	.596	0	2	7	0	.469	0	1	2-2	10	3	1	.929
17 Boswell, Bret	.375	10-10	40	9	15	5	0	0	7	20	.500	5	1	13	1	.457	0	1	0-0	7	21	0	1.000
4 Shaw, Collin	.366	10-10	41	5	15	9	1	0	11	26	.634	2	4	8	1	.447	0	1	1-3	20	0	1	.952
1 Barrera, Tres	.342	10-10	38	10	13	3	1	2	9	24	.632	8	1	5	0	.468	0	0	0-0	81	8	0	1.000
7 Cantu, Michael	.320	8-8	25	8	8	2	0	0	8	10	.400	9	0	6	1	.500	0	0	0-0	50	7	1	.983
8 Marlow, Brooks	.300	10-10	40	6	12	3	0	1	6	18	.450	5	0	6	0	.378	0	2	0-0	19	36	0	1.000
50 Gurwitz, Zane	.242	10-10	33	5	8	2	1	0	4	12	.364	6	1	8	1	.375	0	2	1-2	21	1	0	1.000
9 Hinojosa, C.J	.211	10-9	38	6	8	1	0	0	5	9	.237	6	0	6	2	.311	1	1	2-3	19	29	3	.941

12 Baker, Joe	.500	4-1	4	3	2	0	0	0	1	2	.500	1	1	1	0	.667	0	0	1-1	0	0	0	.000
32 McCann, Michael	.286	3-3	14	2	4	2	0	0	1	6	.429	0	0	5	0	.286	0	0	0-0	0	0	0	.000
33 Mathis, Patrick	.000	5-3	10	2	0	0	0	0	0	0	.000	2	0	3	0	.167	0	0	1-1	0	0	0	.000
11 Jones, Travis	.000	4-2	8	1	0	0	0	0	0	0	.000	0	1	6	0	.111	0	0	0-0	29	1	1	.968
40 Stell, Taylor	.000	2-2	5	1	0	0	0	0	1	0	.000	1	0	2	0	.143	1	0	0-0	5	0	0	1.000
6 Macalla, Connor	.000	2-1	3	0	0	0	0	0	0	0	.000	1	0	0	0	.250	0	0	0-0	0	0	0	.000
51 McKenzie, Jake	.000	1-1	2	1	0	0	0	0	0	0	.000	1	0	1	0	.333	0	0	0-0	1	2	0	1.000
42 Clemens, Kacy	.000	1-0	0	0	0	0	0	0	0	0	.000	0	0	0	0	.000	0	0	0-0	2	2	0	1.000
Totals	.305	10	348	68	106	29	4	4	62	155	.445	47	11	77	6	.402	2	8	8-12	267	129	8	.980
Opponents	.250	10	328	27	82	8	1	1	23	95	.290	26	6	53	6	.315	2	8	10-13	257	92	9	.975

LOB - Team (91), Opp (76). DPs turned - Team (12), Opp (6).

(All games Sorted by Earned run avg)

Player	era	w-l	app	gs	cg	sho	sv	ip	h	r	er	bb	so	2b	3b	hr	b/avg	wp	hp	bk	sfa	sha
24 French, Parker	0.82	1-0	2	2	0	0/0	0	11.0	7	2	1	2	3	3	0	0	.194	1	3	0	1	0
31 Hollingsworth, Chad	2.45	1-0	2	2	0	0/1	0	11.0	10	3	3	3	6	0	0	0	.256	0	0	0	0	1

38 Culbreth, Ty	0.00	2-0	4	0	0	0/1	2	7.0	6	0	0	3	6	0	0	0	.261	0	0	0	0	3
27 Duke, Travis	0.00	1-0	4	0	0	0/1	0	6.1	9	0	0	0	1	0	0	0	.346	0	1	0	0	1
51 McKenzie, Jake	0.00	0-0	3	0	0	0/0	0	5.0	2	0	0	1	4	0	0	0	.125	1	0	0	0	0
34 Johnston, Kyle	0.00	0-0	3	0	0	0/1	1	2.2	1	0	0	2	1	0	0	0	.125	0	0	0	0	0
5 McGuire, Andy	0.00	0-0	2	0	0	0/1	0	2.0	3	0	0	1	1	0	0	0	.333	0	0	0	0	0
29 Malmin, Jon	0.96	0-0	4	0	0	0/0	1	9.1	8	3	1	2	7	0	0	0	.216	0	0	0	1	0
53 Bellow, Kirby	1.29	0-0	4	0	0	0/1	0	7.0	5	1	1	0	6	2	0	0	.208	0	0	0	0	2
19 Mayes, Connor	2.25	1-0	4	2	0	0/1	0	8.0	9	3	2	3	6	1	0	0	.273	0	0	0	0	0
13 Schimpf, Tyler	3.86	0-0	3	0	0	0/1	0	2.1	3	1	1	2	3	0	0	0	.333	1	0	1	0	1
30 Sawyer, Josh	4.82	1-1	2	2	0	0/1	0	9.1	10	5	5	3	5	1	0	0	.278	0	0	2	0	0
42 Clemens, Kacy	9.00	1-1	2	2	0	0/1	0	8.0	9	8	8	4	4	1	1	1	.281	0	1	0	0	0
48 Marlow, Ty	99.00	0-0	1	0	0	0/0	0	0.0	0	1	1	0	0	0	0	0		0	1	0	0	0
Totals	2.33	8-2	10	10	0	3/3	4	89.0	82	27	23	26	53	8	1	1	.250	3	6	3	2	8
Opponents	5.99	2-8	10	10	0	0/0	2	85.2	106	68	57	47	77	29	4	4	.305	8	11	0	2	8

PB - Team (4), Cantu 3, Barrera 1, Opp (1). Pickoffs - Team (0), Opp (1).

2015 Texas Longhorns Baseball
Games Summary for Texas (as of Feb 26, 2015)
(All games)

Score by innings	1	2	3	4	5	6	7	8	9	EX	Total
Texas	6	10	4	4	7	2	14	18	2	1	68
Opponents	8	2	3	5	6	1	1	0	1	0	27

Record when ...

Overall	8-2	After 6 leading	5-0
Conference	0-0 trailing	2-2
Non-Conference	8-2 tied	1-0
Home games	6-0	After 7 leading	6-0
Away games	2-2 trailing	1-2
Neutral site	0-0 tied	1-0
Day games	3-2	After 8 leading	6-0
Night games	5-0 trailing	0-2
vs Left starter	1-1 tied	2-0
vs Right starter	7-1		
1-Run games	2-1	Hit 0 home runs	6-0
2-Run games	1-0	... 1 home run	2-2
5+Run games	5-0	... 2+ home runs	0-0
Extra innings	1-0		
Shutouts	3-0	Opponent 0 home runs	8-1
	 1 home run	0-1
Scoring 0-2 runs	0-1 2+ HRs	0-0
..... 3-5 runs	5-0		
..... 6-9 runs	1-1	Made 0 errors	4-1
..... 10+ runs	2-0 1 error	3-0
	 2+ errors	1-1
Opponent 0-2 runs	6-0		
..... 3-5 runs	2-1	Opp. made 0 errors	3-0
..... 6-9 runs	0-0 1 error	3-2
..... 10+ runs	0-1 2+ errors	2-0
Scored in 1st inning	3-1	Out-hit opponent	6-0
Opp. scored in 1st	1-2	Out-hit by opponent	2-2
Scores first	5-1	Hits are tied	0-0
Opp. scores first	3-1		

Record when team scores:

Runs	0	1	2	3	4	5	6	7	8	9	10+
W-L	0-0	0-0	0-1	1-0	1-0	3-0	0-0	0-0	1-0	0-1	2-0

Record when opponent scores:

Runs	0	1	2	3	4	5	6	7	8	9	10+
W-L	3-0	1-0	2-0	1-0	1-0	0-1	0-0	0-0	0-0	0-0	0-1

Record when leading after:

Inn.	1	2	3	4	5	6	7	8
W-L	3-0	3-0	4-0	5-0	5-0	5-0	6-0	6-0

Record when trailing after:

Inn.	1	2	3	4	5	6	7	8
W-L	1-2	2-2	2-2	2-2	2-2	2-2	1-2	0-2

Record when tied after:

Inn.	1	2	3	4	5	6	7	8
W-L	4-0	3-0	2-0	1-0	1-0	1-0	1-0	2-0

Current winning streak: 7

Longest winning streak: 7

Longest losing streak: 2

Home attendance : 25754 (5 dates avg = 5150)

Away attendance : 17191 (4 dates avg = 4297)

Total attendance: 42945 (9 dates avg = 4771)

2015 Texas Longhorns Baseball
Miscellaneous Stats for Texas (as of Feb 26, 2015)
(All games)

Multiple Hit Games	2	3	4	5+	Total
14 Johnson, Ben	3	1	2	-	6
4 Shaw, Collin	3	2	-	-	5
17 Boswell, Bret	2	2	-	-	4
8 Marlow, Brooks	3	-	-	-	3
7 Cantu, Michael	1	1	-	-	2
50 Gurwitz, Zane	2	-	-	-	2
1 Barrera, Tres	-	1	-	1	2
32 McCann, Michael	1	-	-	-	1
9 Hinojosa, C.J	-	1	-	-	1
TEAM	15	8	2	1	26

Multiple RBI Games	2	3	4	5+	Total
4 Shaw, Collin	2	1	-	-	3
17 Boswell, Bret	3	-	-	-	3
14 Johnson, Ben	-	2	-	-	2
1 Barrera, Tres	1	-	-	1	2
7 Cantu, Michael	-	-	-	1	1
8 Marlow, Brooks	-	-	1	-	1
TEAM	6	3	1	2	12

Hitting Streaks	Longest	Current
14 Johnson, Ben	10	10
8 Marlow, Brooks	6	3
17 Boswell, Bret	6	3
9 Hinojosa, C.J	5	1
1 Barrera, Tres	4	-
7 Cantu, Michael	4	-
32 McCann, Michael	3	3
4 Shaw, Collin	3	2
12 Baker, Joe	2	2
50 Gurwitz, Zane	2	2

Reached Base Streaks	Longest	Current
14 Johnson, Ben	10	10
1 Barrera, Tres	10	10
17 Boswell, Bret	10	10
9 Hinojosa, C.J	9	9
50 Gurwitz, Zane	7	7
4 Shaw, Collin	6	6
8 Marlow, Brooks	6	3
7 Cantu, Michael	4	3
32 McCann, Michael	3	3
12 Baker, Joe	3	3
33 Mathis, Patrick	1	-
51 McKenzie, Jake	1	1
6 Macalla, Connor	1	-
40 Stell, Taylor	1	-
11 Jones, Travis	1	-



2015 University of Texas Baseball Roster



No.	Name	Pos.	B/T	Ht.	Wt.	Class	Hometown (High School/Previous School)
1	Tres Barrera	C	R/R	6-0	211	So.	Eagle Pass, Texas (Mission Sharyland HS)
2	Kaleb Denny	OF	R/R	6-1	201	Fr.	Atascocita, Texas (Barbers Hill HS)
4	Collin Shaw	OF	L/L	6-0	199	Sr.	Austin, Texas (Westlake HS)
5	Andy McGuire	RHP/INF	R/R	6-0	200	So.	Oakton, Va. (James Madison HS)
6	Connor Macalla	INF	L/R	6-0	180	r-Fr.	Houston, Texas (Langham Creek HS)
7	Michael Cantu	C	R/R	6-3	237	Fr.	Corpus Christi, Texas (Moody HS)
8	Brooks Marlow	INF	L/R	5-9	184	Sr.	Giddings, Texas (Giddings HS)
9	C.J. Hinojosa	INF	R/R	5-9	179	Jr.	Spring, Texas (Klein Collins HS)
11	Travis Jones	INF	R/R	6-3	200	Fr.	Humble, Texas (Atascocita HS)
12	Joe Baker	INF	R/R	5-9	188	Fr.	McKinney, Texas (McKinney HS)
13	Tyler Schimpf	RHP	R/R	6-4	207	Fr.	Sacramento, Calif. (Capital Christian HS)
14	Ben Johnson	OF	R/R	6-0	191	Jr.	Austin, Texas (Westwood HS)
17	Bret Boswell	INF	L/R	6-0	190	r-Fr.	Rockwall, Texas (Rockwall-Heath HS)
19	Connor Mayes	RHP	R/R	6-2	200	Fr.	Austin, Texas (Lake Travis HS)
24	Parker French	RHP	L/R	6-2	218	Sr.	Dripping Springs, Texas (Dripping Springs HS)
27	Travis Duke	LHP	L/L	6-3	210	Jr.	Pearland, Texas (Dawson HS)
29	Jon Malmin	LHP	L/L	6-0	180	So.	Troy, Texas (Troy HS)
30	Josh Sawyer	LHP	L/L	6-2	190	So.	San Angelo, Texas (San Angelo Central HS)
31	Chad Hollingsworth	RHP	R/R	6-2	210	Jr.	Waco, Texas (Robinson HS)
32	Michael McCann	C	R/R	5-9	215	Fr.	Round Rock, Texas (Cedar Ridge HS)
33	Patrick Mathis	OF	L/L	6-0	193	Fr.	Waco, Texas (Venus HS)
34	Kyle Johnston	RHP	R/R	6-0	202	Fr.	Flower Mound, Texas (Flower Mound HS)
35	Blake Goins	RHP	R/R	5-11	205	So.	Pearland, Texas (Pearland HS)
38	Ty Culbreth	LHP	L/L	5-10	181	Jr.	Bryan, Texas (Bryan HS)
40	Taylor Stell	OF	R/R	6-4	202	r-Jr.	Dallas, Texas (Lake Highlands HS)
41	Morgan Cooper	RHP	R/R	6-4	211	So.	Jarrell, Texas (Jarrell HS)
42	Kacy Clemens	RHP/INF	L/R	6-2	212	So.	Houston, Texas (Memorial HS)
45	Grant Martin	C	R/R	5-9	167	Sr.	Burnet, Texas (Burnet HS)
46	James Barton	C	L/R	5-10	184	Jr.	Austin, Texas (Hyde Park Baptist HS)
47	Ben Kennedy	OF	L/R	5-9	195	r-Fr.	College Station, Texas (A&M Consolidated)
48	Ty Marlow	RHP	R/R	5-10	189	r-Sr.	Giddings, Texas (Giddings HS/Texas A&M/McLennan CC)
49	Parker Joe Robinson	RHP/INF	R/R	6-4	240	Fr.	Coto de Caza, Calif. (JSerra Catholic HS)
50	Zane Gurwitz	OF	R/R	5-8	175	So.	San Antonio, Texas (Churchill HS)
51	Jake McKenzie	RHP/INF	R/R	6-0	168	Fr.	Dallas, Texas (W.T. White HS)
53	Kirby Bellow	LHP	L/L	6-1	200	Sr.	Nederland, Texas (Nederland HS)

Head Coach: 16 Augie Garrido (Fresno State, 1961), 19th season

Associate Head Coach: 44 Skip Johnson (UT Pan American, 1990), 9th season

Assistant Coach: 10 Tommy Nicholson (Texas, 2006), 5th season overall (3rd as assistant coach)

Volunteer Assistant Coach: 55 Ryan Russ (Texas, 2010), 4th season

PRONUNCIATIONS

Tres Barrera _____ Tress Barrera

Augie Garrido _____ AWE gee ga REE doh

C.J. Hinojosa _____ SEE jay hen a HOE sa