



**AMY NEAL**  
 NCAA Austin Regional  
 All-Tournament Team;  
 Big 12 Player of the Year



**YAAZIE BEDART-GHANI**  
 All-Big 12 Freshman Team



**CHLOE COLLINS**  
 All-Big 12 First Team



**MOLLY McCAGE**  
 NCAA Austin Regional  
 All-Tournament Team;  
 All-Big 12 First Team



**CAT McCOY**  
 All-Big 12 Second Team



**CHIAKA OGBOGU**  
 NCAA Austin Regional  
 Most Valuable Player;  
 All-Big 12 First Team



**PAULINA PRIETO CERAME**  
 NCAA Austin Regional  
 All-Tournament Team;  
 All-Big 12 First Team

# 2015 TEXAS VOLLEYBALL

## POSTSEASON GUIDE: NCAA CHAMPIONSHIP

National Semifinals: Thursday, Dec. 17  
 National Championship: Saturday, Dec. 19  
 CenturyLink Center, Omaha, Neb.



# 2015 TEXAS VOLLEYBALL



Texas Media Relations Director: Susie Epp Office: (512) 232-1532 Cell: (520) 668-5104 susie.epp@athletics.utexas.edu TexasSports.com

## 2015 Schedule/Results (29-2, 15-1 Big 12)

<b>American Campus Classic (Aug. 28-29)</b>		
Aug. 28	RICE LHN	W, 3-0 (25-12, 25-23, 25-14)
Aug. 29	UC-IRVINE LHN	W, 3-0 (25-13, 25-7, 26-24)
Aug. 29	LSU LHN	W, 3-0 (25-12, 25-22, 25-21)
<b>VERT Challenge (Sept. 4-5)</b>		
Sept. 4	NEBRASKA LHN	W, 3-2 (25-17,21-25,25-15,23-25,15-11)
Sept. 5	FLORIDA LHN	L, 1-3 (20-25, 25-21, 18-25, 24-26)
<b>Texas Classic (Sept. 11 &amp; 13)</b>		
Sept. 11	UTSA LHN	W, 3-0 (31-29, 25-21, 25-14)
Sept. 11	SANTA CLARA LHN	W, 3-0 (25-21, 25-12, 25-23)
Sept. 13	COLORADO STATE LHN	W, 3-0 (25-20,25-18,25-19)
<b>Wildcat Classic (Sept. 18-19) (Tucson, Ariz.)</b>		
Sept. 18	vs. Savannah State	W, 3-0 (25-7, 25-9, 25-9)
Sept. 18	at Arizona	W, 3-2 (22-25, 25-16, 27-25, 20-25, 15-6)
Sept. 19	vs. New Mexico State	W, 3-1 (25-22,25-27,25-23,25-19)
Sept. 23	TCU* LHN	W, 3-0 (25-19, 25-21, 29-27)
Sept. 25	at West Virginia*	W, 3-0 (25-16, 25-17, 25-16)
Oct. 3	IOWA STATE* LHN	W, 3-0 (26-24, 25-15, 25-17)
Oct. 7	at Baylor* ESPNU	W, 3-0 (25-16, 25-19, 25-19)
Oct. 11	OKLAHOMA* LHN	W, 3-1 (22-25,25-20,25-13,25-18)
Oct. 17	TEXAS TECH* LHN	W, 3-0 (25-18, 25-23, 25-17)
Oct. 21	at Kansas State* ESPNU	W, 3-0 (25-16, 25-21, 25-16)
Oct. 23	KANSAS* LHN	W, 3-0 (25-16, 25-19, 25-14)
Oct. 28	at TCU*	L, 0-3 (19-25, 19-25, 20-25)
Oct. 30	at Texas Tech*	W, 3-0 (25-19, 25-18, 25-19)
Nov. 5	WEST VIRGINIA* LHN	W, 3-0 (25-14, 25-21, 25-9)
Nov. 11	at Kansas*	W, 3-2 (20-25, 25-20, 30-28, 22-25, 15-9)
Nov. 14	at Iowa State*	W, 3-0 (25-19, 25-18, 25-21)
Nov. 18	BAYLOR* LHN	W, 3-0 (25-20, 25-18, 25-21)
Nov. 21	K STATE* LHN	W, 3-1 (31-33,25-12,25-19,25-12)
Nov. 28	at Oklahoma*	W, 3-0 (25-22, 25-17, 25-17)
Dec. 3	FAIRFIELD LHN	W, 3-0 (25-18, 25-18, 25-17)
Dec. 4	PURDUE LHN	W, 3-1 (25-14, 14-25, 25-19, 27-25)
Dec. 11	UCLA ESPN3	W, 3-1 (23-25, 25-22, 25-10, 25-20)
Dec. 12	FLORIDA ESPNU	W, 3-2(22-25,25-22,25-19,20-25,17-15)
Dec. 17	vs. Minnesota ESPN2	6 p.m.
Dec. 19	National Championship ESPN2	6:30 p.m.
(Omaha, Neb.)		
* - Big 12 Conference Match All home contests in <b>BOLD</b> All Times Central		

## No. 3 TEXAS (29-2, 15-1) NCAA Semifinals | ESPN2 CenturyLink Center (17,560) | Omaha, Neb.

### Match 32: No. 2 Minnesota (30-4, 18-2 Big 10) vs. No. 3 Texas (29-2, 15-1 Big 12)

All-time Series vs. Minnesota: Gophers lead, 4-3 (H: 2-1, A: 0-2, N: 1-1)

Last Texas win: Sept. 7, 2012 (3-1)

Last Minnesota win: Sept. 6, 2012 (3-1)

### Match 33: winner of No. 4 Nebraska (30-4, 17-3 Big 10) vs. No. 9 Kansas (30-2, 14-2 Big 12)

All-time Series vs. Nebraska: Huskers lead, 30-21 (H: 13-10, A: 6-18, N: 2-2)

All-time Series vs. Kansas: Longhorns lead, 39-4 (H: 19-1, A: 17-3, N: 3-0)

Texas' Streak: The Longhorns have won 11-straight matches

Television: Beth Mowins (play-by-play) and Karch Kiraly (analyst) have the call on ESPN2

## QuickHits

• Texas will play in the NCAA Semifinals for the fourth-straight year and seventh in the last eight years...The Longhorns are 4-6 all-time in the semifinal round and 2-2 in the National Championship match (NCAA only) ... UT is 2-4 in the semifinal round and 1-1 in the final round under Jerritt Elliott ... The last time Texas played a semifinal match in Omaha, it lost to Stanford (2008) ... The Longhorns have an 83-29 (.741) record in NCAA Tournament matches.

• Seniors Molly McCage, Amy Neal and Kat Brooks became the only class in Texas history to advance to an NCAA Semifinal in all four years.

• The Longhorns are coming off a 3-1 defeat of No. 14 UCLA in the Regional Semifinal and No. 11 Florida in the Regional Final. Junior Chiaka Ogbogu and senior Molly McCage posted 28 and 22 kills on a .469 and .457 hitting percentage, respectively. Junior Chloe Collins posted 12.11 assists per set, sophomore Cat McCoy had 3.89 digs per set. McCage also led the team in blocks for the two matches with 1.22 per set.

## 2015 Texas Volleyball Roster

#	NAME	Pos.	Ht.	Yr.-Exp.	Hometown (Last School)
1	Micaya White	OH	6-1	Fr.-HS	Frisco, Texas (Centennial HS)
2	Ebony Nwanebu	OPP	6-4	Jr.-TR	Fairview, Texas (Lovejoy/USC)
5	Molly McCage	MB	6-3	Sr.-3L	Spring, Texas (Klein Collins)
6	Kat Brooks	L	5-4	Sr.-3L	Honolulu, Hawaii (Punahou)
7	Nicole Dalton	S	6-2	R-Jr.-2L	Parker, Colo. (Chaparral)
8	Cat McCoy	L	5-7	So.-1L	Southlake, Texas (Southlake Carroll)
9	Amy Neal	OH	5-10	Sr.-3L	Austin, Texas (Lake Travis HS)
11	Chiaka Ogbogu	MB	6-2	Jr.-2L	Coppell, Texas (Coppell)
12	Morgan Johnson	MB	6-3	Fr.-HS	DeSoto, Texas (DeSoto)
14	Kate Palladino	L	5-4	So.-1L	Pflugerville, Texas (Pflugerville)
16	Lauren Beard	L	5-6	Fr.-HS	Arlington, Texas (Arlington)
17	Mirta Baselovic	MB	6-3	So.-1L	Split, Croatia (Marko Marulic)
19	Paulina Prieto Cerame	OH	6-2	Jr.-1L	San Juan, Puerto Rico (Palmer Trinity/Penn State)
21	Chloe Collins	S	5-7	Jr.-2L	Cypress, Texas (Cypress Woods)
23	Natalie Gilbert	L	5-8	Fr.-HS	Dallas, Texas (Coppell)
27	Yaazie Bedart-Ghani	OH	6-4	Fr.-HS	Los Angeles, Calif. (Redondo Union)

**Head Coach:** Jerritt Elliott (Cal State Northridge '91), 15th year

**Associate Head Coach:** Tonya Johnson (LSU '90), eighth year

**Assistant Coach:** Erik Sullivan (UCLA '95), fifth year

**Volunteer Assistant Coach:** Evan Sanders (Washington '12), first year

## TexasbytheNumbers

National Championships	3
NCAA Semifinal Appearances	11
NCAA Tournament Appearances	32
Conference Championships (Big 12: 9)	22
25+ Win Seasons	30
All-Americans	40
Conference Player of the Year Awards	20

# 2015 NCAA REGIONALS

## NCAA REGIONAL FINAL VS. #11 FLORIDA

In winning its fourth-straight Regional Final, Texas handed Florida a 3-2 defeat (22-25, 25-22, 25-19, 20-25, 17-15) to advance to the the NCAA Semifinal round ... in the match, four players finished with double-digit kills, led by junior outside hitter Paulina Prieto Cerame's team-high 18. Junior middle blocker Chiaka Ogbogu recorded 15 kills on .462 hitting, while seniors Molly McCage and Amy Neal each added 13 ... McCage also had a team-high seven blocks, while hitting at a .591 efficiency ... Junior setter Chloe Collins dished out a match-high 58 assists ... Sophomore libero Cat McCoy came up with a team-high 21 digs ... Four Texas players recorded double-figure dig totals (Dalton 14, Neal 12, Collins 11) ... Texas out-blocked Florida 13-10 in the match ... The Longhorns hit .279 for the night, while holding the Gators to a .230 clip.

## NCAA REGIONAL SEMIFINAL VS. #14 UCLA

In winning its 10th-straight Regional Semifinal, Texas defeated UCLA, 3-1 (23-25, 25-22, 25-10, 25-20) ... Neal charted her 10th double-double of the season in the match with 12 digs and 18 kills ... Ogbogu added 13 kills hitting .478 and four blocks ... Prieto Cerame contributed 12 kills ... Collins dished out a match-high 51 assists ... McCoy had a team-high 14 digs ... McCage finished with nine kills and four blocks ... as a team, Texas hit .270 on the match, while UCLA hit .121 ... The Longhorns out-blocked the Bruins, 10-9.

## AUSTIN REGIONAL ALL-TOURNAMENT TEAM

### **MOST VALUABLE PLAYER**

#### **Chiaka Ogbogu (Texas)**

28 kills (3.11/set), .469 hitting percentage  
2 aces, 7 blocks (0.78/set)

### **ALL-TOURNAMENT TEAM**

#### **Molly McCage (Texas)**

22 kills (2.44/set), .457 hitting percentage  
11 blocks (1.22/set)

#### **Paulina Prieto Cerame (Texas)**

30 kills (3.33/set), 5 blocks (0.56/set)

#### **Amy Neal (Texas)**

31 kills (3.44/set), 3 aces, 24 digs (2.67/set)

Rhamat Alhassan (Florida)

Alex Holston (Florida)

Lauryn Gillis (Wisconsin)

## TEXAS NCAA SEMIFINAL RUN (SINCE 2008)

### 2008

Texas def. Lamar, Wichita State, UCLA, Iowa State  
*fell to Stanford in the semifinal round*

### 2009

Texas def. Texas State, TCU, Texas A&M, Nebraska,  
Minnesota  
*fell to Penn State in the final round*

### 2010

Texas def. UTSA, UCLA, Illinois, Purdue  
*fell to Penn State in the semifinal round*

### 2011

Texas def. Texas State, Michigan State, Kentucky  
*fell to UCLA in regional final*

### 2012

Texas def. Colgate, Texas A&M, Florida, USC, Michigan and  
Oregon **to win the national title**

### 2013

Texas def. Texas State, Texas A&M, American, Nebraska  
*fell to Wisconsin in the semifinal round*

### 2014

Texas def. Northwestern State, Arizona State, Colorado  
State, North Carolina

*fell to BYU in the semifinal round*

### 2015

Texas def. Fairfield, Purdue, UCLA and Florida to advance  
to its fourth-straight semifinal

## ALL-TIME HISTORY VS. MINNESOTA

Sept. 7, 2012

Texas def. Minnesota  
3-1 (25-20, 20-25, 25-22, 25-21) in Austin

Sept. 6, 2012

Minnesota def. Texas  
3-1 (25-22, 25-13, 27-29, 29-27) in Austin

Sept. 3, 2011

Minnesota def. Texas  
3-0 (25-19, 25-21, 25-22) in Minneapolis

Sept. 2, 2011

Minnesota def. Texas  
3-0 (25-20, 25-20, 25-17) in Minneapolis

Dec. 17, 2009

Texas def. Minnesota  
3-0 (25-19, 25-20, 25-15) in Tampa, Florida  
(NCAA Semifinals)

Sept. 3, 1995

Minnesota def. Texas  
3-2 (15-12, 15-8, 10-15, 7-15, 15-9) in Honolulu, Hawaii

Oct. 9, 1981

Texas def. Minnesota  
3-1 (15-12, 13-15, 15-10, 15-8) in Austin

# THE 2015 SEASON

## TEAM STATS AND NUMBERS

### TEXAS' EFFICIENCY OF KILL LEADERS

The Longhorns' top five kill leaders account for .908 percent of the team's kills (1,379 of 1,518). All five of them are hitting .267 or better:

1. Amy Neal	447 kills - .267
2. Paulina Prieto Cerame	307 kills - .275
3. Chiaka Ogbogu	302 kills - .411
4. Molly McCage	228 kills - .377
5. Yaazie Bedart-Ghani	95 kills - .295

### MORE ON TEAM HITTING PERCENTAGE

The Longhorns have hit .300 or better in 19 matches this season. Texas has 1,394 kills on 3,222 attempts.

DATE	OPPONENT	TX HITTING %	TEAM % LEADER (min. 6 kills)
Aug. 28	Rice	.333	McCage (10 kills - .471)
Aug. 29	UC-Irvine	.326	Ogbogu (9 kills - .500)
Sept. 11	UTSA	.382	Ogbogu (14 kills - .583)
Sept. 11	Santa Clara	.336	Ogbogu (15 kills - .609)
Sept. 13	Colorado State*	.344	Ogbogu (8 kills - .727)
Sept. 18	vs. Savannah State	.565	Baselovic (6 kills - .750)
Sept. 23	TCU	.312	McCage (7 kills - .467)
Sept. 25	at West Virginia	.338	Bedart-Ghani (7 kills - .700)
Oct. 3	Iowa State	.360	Bedart-Ghani (7 kills - .667)
Oct. 7	at Baylor	.380	Johnson (6 kills - .714)
Oct. 11	Oklahoma	.331	Prieto Cerame (10 kills - .350)
Oct. 17	Texas Tech	.351	Neal (19 kills - .485)
Oct. 23	Kansas	.336	Prieto Cerame (16 kills - .483)
Oct. 30	at Texas Tech	.337	Ogbogu (9 kills - .667)
Nov. 5	West Virginia	.488	McCage (8 kills - 1.00)
Nov. 11	at Kansas*	.340	Prieto Cerame (21 kills - .543)
Nov. 18	Baylor	.315	Prieto Cerame (10 kills - .333)
Nov. 21	Kansas State	.386	Ogbogu (18 kills - .643)
Nov. 27	at Oklahoma	.367	Neal (15 kills - .444)

\*ranked opponent

### SWEEPS

The Longhorns swept 20 of their opponents in the 2015 season, the most since 2007 (21 sweeps). That team made it to the NCAA Regional Final before falling to USC in three sets. The only other seasons Texas has recorded 20 or more sweeps in a season: 2004 (20), 1993 (21), 1988 (26), 1985 (21) and 1984 (21).

### NCAA NUMBERS

As of Dec. 7, Texas ranked in the top 39 in six categories in NCAA Division I:

Win/Loss %:	#6 - .931	Hitting %:	#3 - 1,394 kills on 3,222 attempts - .311
Assists/set:	#30 - 1,294 assists, 13.20/set	Kills/set:	#24 - 14.22/set
Blocks/set:	#39 - 463 blocks, 2.51/set	Opp. Hitting %:	#32 - .170

### TEXAS TEAM NUMBERS UP FROM 2014

	2014	2015
Kills/set	13.58	14.19 (#24 in NCAA)
Hitting %	.281	.308 (#3 in NCAA)

## 2015 STARTERS

Date	Opponent	W/L	Score	Setter					Libero	
Aug. 28	Rice	W	3-0	Collins	McCage	P. Cerame	Neal	Ogbogu	Johnson	McCoy
Aug. 29	UC Irvine	W	3-0	Collins	McCage	P. Cerame	Neal	Ogbogu	Johnson	McCoy
Aug. 29	LSU	W	3-0	Collins	McCage	Bedart-Ghani	Neal	Ogbogu	Johnson	McCoy
Sept. 4	#4 Nebraska	W	3-2	Collins	McCage	P. Cerame	Neal	Ogbogu	Nwanebu	McCoy
Sept. 5	#4 Florida	L	1-3	Collins	McCage	Brooks	Neal	Ogbogu	Johnson	McCoy
Sept. 11	UTSA	W	3-0	Collins	McCage	Brooks	Neal	Ogbogu	Johnson	McCoy
Sept. 11	Santa Clara	W	3-0	Collins	McCage	Brooks	Neal	Ogbogu	Baselovic	McCoy
Sept. 13	#14 Colorado St.	W	3-0	Collins	McCage	Brooks	Neal	Ogbogu	Baselovic	McCoy
Sept. 18	Savannah State	W	3-0	Collins	McCage	Brooks	Neal	Ogbogu	Baselovic	McCoy
Sept. 18	#16 Arizona	W	3-2	Collins	McCage	P. Cerame	Neal	Ogbogu	Baselovic	McCoy
Sept. 19	New Mexico State	W	3-1	Collins	McCage	Brooks	Neal	Ogbogu	Johnson	McCoy
Sept. 23	TCU	W	3-0	Collins	McCage	Brooks	Neal	Ogbogu	Baselovic	McCoy
Sept. 25	West Virginia	W	3-0	Collins	McCage	Brooks	Neal	Ogbogu	Bedart-Ghani	McCoy
Oct. 3	Iowa State	W	3-0	Collins	McCage	Brooks	Neal	Ogbogu	Bedart-Ghani	McCoy
Oct. 7	Baylor	W	3-0	Collins	McCage	Brooks	Neal	Ogbogu	Johnson	McCoy
Oct. 12	Oklahoma	W	3-1	Collins	McCage	Brooks	Neal	Ogbogu	Johnson	McCoy
Oct. 19	Texas Tech	W	3-0	Collins	McCage	Brooks	Neal	Ogbogu	Bedart-Ghani	McCoy
Oct. 21	Kansas State	W	3-0	Collins	McCage	Brooks	Neal	Ogbogu	Bedart-Ghani	McCoy
Oct. 23	#7 Kansas	W	3-0	Collins	McCage	Brooks	Neal	Ogbogu	Bedart-Ghani	McCoy
Oct. 28	TCU	L	0-3	Collins	McCage	Brooks	Neal	Ogbogu	Bedart-Ghani	McCoy
Oct. 30	Texas Tech	W	3-0	Collins	McCage	Brooks	Neal	Ogbogu	Bedart-Ghani	McCoy
Nov. 5	West Virginia	W	3-0	Collins	McCage	Brooks	Neal	Ogbogu	Bedart-Ghani	McCoy
Nov. 11	#10 Kansas	W	3-2	Collins	McCage	Brooks	Neal	Ogbogu	Bedart-Ghani	McCoy
Nov. 14	Iowa State	W	3-0	Collins	McCage	Brooks	Neal	Ogbogu	Bedart-Ghani	McCoy
Nov. 18	Baylor	W	3-0	Collins	McCage	Brooks	Neal	Ogbogu	Bedart-Ghani	McCoy
Nov. 21	Kansas State	W	3-1	Collins	McCage	Brooks	Neal	Ogbogu	Bedart-Ghani	McCoy
Nov. 27	Oklahoma	W	3-0	Collins	McCage	Dalton	Neal	Ogbogu	Prieto Cerame	McCoy
Dec. 3	Fairfield	W	3-0	Collins	McCage	Brooks	Neal	Ogbogu	Bedart-Ghani	McCoy
Dec. 4	#17 Purdue	W	3-1	Collins	McCage	Brooks	Neal	Ogbogu	Bedart-Ghani	McCoy
Dec. 11	#14 UCLA	W	3-1	Collins	McCage	Brooks	Neal	Ogbogu	Bedart-Ghani	McCoy
Dec. 12	#11 Florida	W	3-2	Collins	McCage	Dalton	Neal	Ogbogu	Prieto Cerame	McCoy

### NEAL'S JOURNEY

Senior Amy Neal has come a long way in her Texas career, from playing in 41 sets and averaging 0.17 kills/set in her freshman year, to earning Big 12 Player of the Year accolades in 2015 with 4.22 kills/set.

sp	k	k/s	e	pct.	sa	sa/set	d	d/s	points
<i>Freshman Year (2012)</i>									
41	7	0.17	3	.138	2	0.05	18	0.44	9.0
<i>Sophomore Year (2013)</i>									
108	48	0.44	27	.109	24	0.22	237	2.19	80.5
<i>Junior Year (2014)</i>									
91	204	2.24	78	.223	22	0.24	263	2.89	241.0
<i>Senior Year so far (2015)</i>									
106	447	4.22	140	.267	49	0.46	248	2.34	516.0

Neal finished second in the Big 12 in kills (#30 in NCAA D1) and first in service aces (#14 in NCAA D1) in 2015.

### PRIETO CERAME'S NUMBERS ON THE RISE

Junior Paulina Prieto Cerame's numbers from non-conference to conference play made a significant jump:

	Non-Conf. matches (11)	Conference matches (16)
Kills	84	177
Kills/set	2.47	3.40
Hitting %	.185	.351

### BROOKS' DEFENSE MAKING A DIFFERENCE

Since senior Kat Brooks posted a career-high 15 digs vs. Oklahoma on 10/11/15, her numbers have improved significantly.

	Matches before OU (15)	OU and after (16)
Digs/set	1.82	2.27
Receiving Errors	11	5

## TexasbytheNumbers

At home ..... 20-1  
 Away ..... 8-1  
 Neutral ..... 2-0  
 Big 12 Conference ..... 15-1

At a tournament ..... 14-1

Against ranked opponents ..... 8-1  
 Top 5 opponents ..... 1-1  
 Top 10 opponents ..... 3-1  
 Against unranked opponents ..... 19-1

On television ..... 24-2

Leading in kills ..... 26-0  
 Trailing in kills ..... 2-2  
 Tied in kills ..... 1-0

Leading in blocks ..... 22-0  
 Trailing in blocks ..... 2-2  
 Tied in blocks ..... 4-0

Leading in digs ..... 22-0  
 Trailing in digs ..... 6-2  
 Tied in digs ..... 1-0

Leading in attack percentage ..... 29-0  
 Trailing in attack percentage ..... 0-2

Leading in service aces ..... 20-0  
 Trailing in service aces ..... 6-2  
 Tied in service aces ..... 3-0

Hitting .400 or better ..... 2-0  
 Hitting .350 to .399 ..... 6-0  
 Hitting .300 to .349 ..... 11-0  
 Hitting .250 to .299 ..... 5-0  
 Hitting .200 to .249 ..... 5-1  
 Hitting below .200 ..... 0-1

Holding opponents below .100 ..... 8-0  
 Holding opponents below .200 ..... 12-0  
 Holding opponents below .250 ..... 6-0  
 Holding opponents below .275 ..... 2-0  
 Holding opponents below .300 ..... 0-0  
 Opponent hitting .300 or better ..... 1-2

In three games ..... 20-1  
 In four games ..... 5-1  
 In five games ..... 4-0

When winning game one ..... 23-0  
 When winning game two ..... 27-1  
 When winning game three ..... 27-0  
 When winning game four ..... 6-0  
 When winning game five ..... 4-0

When losing game one ..... 6-2  
 When losing game two ..... 3-1  
 When losing game three ..... 1-2  
 When losing game four ..... 3-1  
 When losing game five ..... 0-0

## SENIOR NUMBERS

-The three seniors (McCage, Brooks, Neal) have cemented their place as Texas' **winningest class in history**

**2015: 112-12 - 0.903**

2014: 108-15 - 0.878

2010: 112-16 - 0.875

2012: 110-17 - 0.866

2011: 110-17 - 0.866

2009: 109-17 - 0.865

2013: 108-18 - 0.857

2008: 104-20 - 0.839

2007: 101-21 - 0.828

1993: 111-23 - 0.828

-They are the **first class in Texas Volleyball history to advance to four NCAA Semifinal appearances in all four years.**

### -Three NCAA Semifinal appearances

2014 - Eckerman and Bell

(2012, 2013, 2014)

2013 - Allison, Futch, Palmer, Webster

(2010, 2012, 2013)

2012 - McNeal

(2012, 2010, 2009)

2011 - Kocher, Adams, Yogi, Roberson

(2010, 2009, 2008)

2010 - Faucette, Doris, Dickson

(2010, 2009, 2008)

1988 - Davenport, Schelfhout, Nichols, Salen

(1988, 1987, 1986)

Overall: 112-12 (.903)

Home: 63-5 (.926)

Away: 38-4 (.905)

Neutral: 12-3 (.800)

Big 12 Conference: 61-3 (.953)

Big 12 Home: 30-1 (.968)

Big 12 Road: 30-2 (.938)

NCAA Tournament: 18-2 (.900)

## TEXAS TRUE

Of the 16 players on Texas' roster, 11 are from the state of Texas: Freshmen Micaya White (Frisco), Morgan Johnson (DeSoto), Lauren Beard (Arlington) and Natalie Gilbert (Dallas), Sophomores Kate Palladino (Pflugerville) and Cat McCoy (Southlake), juniors Ebony Nwanebu (Fairview), Chiaka Ogbogu (Coppell) and Chloe Collins (Cypress) and seniors Molly McCage (Spring) and Amy Neal (Austin) all hail from the Lone Star State.

## FAB 50 INVADES AUSTIN

Of the 16 members of the Texas Volleyball team, 10 of them are former *Volleyball Magazine* Fab 50 recruits ... seniors **Molly McCage** and **Amy Neal**, juniors **Nicole Dalton**, **Chloe Collins**, **Ebony Nwanebu** and **Chiaka Ogbogu**, sophomore **Cat McCoy** and freshmen **Morgan Johnson**, **Micaya White** and **Yaazie Bedart-Ghani** were named to the prestigious list following their senior seasons.

## MOST NCAA TOURNAMENT APPEARANCES

1. Penn State	35
Stanford	35
3. Nebraska	34
Hawaii	34
5. UCLA	33
Southern California	33
<b>7. TEXAS</b>	<b>32</b>
8. BYU	28
9. UC Santa Barbara	27
Long Beach State	27

## MOST NCAA TOURNAMENT WINS

1. Stanford	109
2. Nebraska	96
3. Penn State	92
4. UCLA	85
<b>5. TEXAS</b>	<b>83</b>
6. Hawaii	78
7. Southern California	76
8. Florida	65
9. Long Beach State	49
10. Pacific	46

## BEST NCAA TOURNAMENT WINNING PERCENTAGE

1. Stanford	109-30 (.784)
2. Penn State	92-28 (.767)
3. Nebraska	96-30 (.762)
<b>4. TEXAS</b>	<b>83-29 (.741)</b>
5. UCLA	85-30 (.739)
6. Southern California	76-30 (.717)
7. Hawaii	78-31 (.716)
8. Florida	65-26 (.714)
9. Washington	44-19 (.698)
10. Wisconsin	39-19 (.672)

## PRONUNCIATIONS

Micaya \_\_\_\_\_

Mih-KAY-uh

Nwanebu \_\_\_\_\_

WON-uh-boo

Chiaka Ogbogu \_\_\_\_\_

Chee-AH-kuh Oh-BAH-goo

Mirta Baselovic \_\_\_\_\_

MEER-tuh Buh-SELL-oh-vich

Prieto Cerase \_\_\_\_\_

Pree-EH-toe Sair-AH-may

Yaazie Bedart-Ghani \_\_\_\_\_

YAZ-ee Bed-ART HAHN-ee

# HONORS & AWARDS

## BIG 12

### TEXAS EARNS SEVENTH-STRAIGHT PLAYER OF YEAR HONOR

Neal's award marks Texas' seventh-consecutive Big 12 Player of the Year award and ninth overall. She led the Longhorns in kills on the season with 385 on a .276 hitting percentage. She also topped the conference in service aces with 0.46 per set. The award marked Neal's first Player of the Year honor and first All-Big 12 honor after earning second team accolades in 2014.

### TEXAS BIG 12 PLAYERS OF THE YEAR

2015 Amy Neal  
2014 Haley Eckerman  
2013 Haley Eckerman  
2012 Haley Eckerman  
2011 Bailey Webster  
2010 Juliann Faucette  
2009 Destinee Hooker  
2004 Mira Topic  
1997 Demetria Sance

### SEVEN ALL-BIG 12 HONORS SETS TEXAS RECORD

Seniors Amy Neal and Molly McCage, juniors Paulina Prieto Cerame, Chiaka Ogbogu and Chloe Collins were all named to the All-Big 12 First Team, sophomore Cat McCoy was named to the All-Big 12 Second Team and freshman Yaasmeen Bedart-Ghani was named to the All-Freshman Team. The seven players to earn awards are the most for the Longhorns all-time.

### LONGHORNS TAKE EIGHT BIG 12 PLAYER OF THE WEEK AWARDS

Five different players won Big 12 weekly awards this season:

August 31: MORGAN JOHNSON, Rookie of the Week  
September 14: CHIAKA OGBOGU, Offensive Player of the Week  
September 28: AMY NEAL, Offensive Player of the Week  
October 5: YAAZIE BEDART-GHANI, Rookie of the Week  
October 19: AMY NEAL, Offensive Player of the Week  
October 26: PAULINA PRIETO CERAME, Offensive Player of the Week  
November 30: PAULINA PRIETO CERAME, Offensive Player of the Week  
YAAZIE BEDART-GHANI, Rookie of the Week

### TEXAS WINS THE BIG 12 FOR THE FIFTH-STRAIGHT YEAR

In 19 years with the Big 12, the Longhorns own a 302-75 (.801) mark in league action ... Texas' all-time Big 12 record ranks first among current conference members and second all-time to Nebraska's conference record (278-22, .927) ... during Head Coach Jerritt Elliott's 15-year tenure, Texas has posted a 231-49 (.825) record against Big 12 foes ... since 2011, the Longhorns have lost only four conference matches (won 76--.950). UT won outright conference crowns in 2009, 2011, 2012, 2013, 2014 and 2015 and a share of the 2007 and 2008 crowns.

## 2015 HONOR ROLL

### CHIAKA OGBOGU

- Austin Regional Most Valuable Player
- All-Big 12 First Team
- All-Southwest Region First Team
- Preseason Big 12 Player of the Year
- Preseason Big 12 First Team
- VERT Challenge All-Tournament Team
- Big 12 Offensive Player of the Week (Sept. 14)
- Wildcat Classic All-Tournament Team

### MOLLY MCCAGE

- Austin Regional All-Tournament Team
- All-Big 12 First Team
- All-Southwest Region First Team
- Preseason Big 12 First Team
- Senior CLASS Award Finalist
- Wildcat Classic All-Tournament Team
- Academic All-Big 12 First Team

### AMY NEAL

- Austin Regional All-Tournament Team
- Big 12 Player of the Year
- All-Big 12 First Team
- All-Southwest Region First Team
- VERT Challenge All-Tournament Team
- Wildcat Classic Most Valuable Player
- Big 12 Offensive Player of the Week (Sept. 28)
- Big 12 Offensive Player of the Week (Oct. 19)
- Academic All-Big 12 First Team

### MORGAN JOHNSON

- Big 12 Rookie of the Week (Aug. 31)

### YAAZIE BEDART-GHANI

- Big 12 All-Freshman Team
- Big 12 Rookie of the Week (Oct. 5)
- Big 12 Rookie of the Week (Nov. 30)

### PAULINA PRIETO CERAME

- Austin Regional All-Tournament Team
- All-Big 12 First Team
- All-Southwest Region First Team
- Big 12 Offensive Player of the Week (Oct. 26)
- Big 12 Offensive Player of the Week (Nov. 30)

### NICOLE DALTON

- Academic All-Big 12 First Team

### KAT BROOKS

- Academic All-Big 12 First Team

### CAT MCCOY

- All-Big 12 Second Team
- Academic All-Big 12 First Team

### CHLOE COLLINS

- All-Big 12 First Team
- All-Southwest Region First Team
- Academic All-Big 12 Second Team

### EBONY NWANEBU

- Preseason Big 12 First Team

### MICAYA WHITE

- Preseason Big 12 Freshman of the Year

# RANKINGS

## UT'S RANKING STREAK

The Longhorns ended the regular season at No. 3 in the AVCA Division I Coaches Top 25 Poll (Nov. 30) ... **The Longhorns have appeared in the Top 10 of the AVCA poll for 145 of the last 149 weeks** ... Texas has been ranked in the AVCA Top 25 for 154-consecutive weeks, dating back to 2004.

## BEAT THE BEST TO BE THE BEST

Texas owns an 92-40 (.697) record against ranked opponents over the last 11 seasons (2004-15) and a 43-9 mark against ranked opponents at Gregory Gym during that span.

### HEAD COACH JERRITT ELLIOTT

**Head Coach:** The University of Texas  
15th season at Texas

Record at Texas: 378-87 (.813)

Career Coaching Record: 428-99 (.812)

**Five-time Big 12 Coach of the Year**

(2004, 2007, 2010, 2011, 2014)

**Four-time AVCA Central Region Coach of the Year**

(2004, 2007, 2010, 2013)

#### Season-by-Season Results

Season	Overall	Big 12	Postseason
2001	17-14	9-11(T-6th)	NCAA Second Rd.
2002	23-9	13-7 (4th)	NCAA Second Rd.
2003	15-14	10-10 (7th)	-
2004	26-5	16-4 (2nd)	NCAA Reg. Semifinalist
2005	24-5	17-3 (2nd)	NCAA Second Rd.
2006	24-7	16-4 (3rd)	NCAA Reg. Finalist
2007	27-4	19-1 (T-1st)	NCAA Reg. Finalist
2008	29-4	18-2(T-1st)	NCAA Semifinalist
2009	29-2	19-1 (1st)	NCAA Finalist
2010	27-6	18-2 (2nd)	NCAA Semifinalist
2011	25-5	15-1 (1st)	NCAA Reg. Finalist
2012	29-4	15-1 (1st)	NCAA Champion
2013	27-3	16-0 (1st)	NCAA Semifinalist
2014	27-3	15-1 (1st)	NCAA Semifinalist
2015	29-2	15-1	
<b>Totals</b>	<b>378-87</b>	<b>231-49</b>	

### Texas in the Polls Week-by-Week AVCA

Preseason	No. 3
Aug. 31	No. 3
Sept. 7	No. 4
Sept. 14	No. 2
Sept. 21	No. 2
Sept. 28	No. 3
Oct. 5	No. 2
Oct. 12	No. 2
Oct. 19	No. 2
Oct. 26	No. 2
Nov. 2	No. 5
Nov. 9	No. 5
Nov. 16	No. 5
Nov. 23	No. 3
Nov. 30	No. 3

## THE JERRITT ELLIOTT FILE

Head coach **Jerritt Elliott** is in his 15th season at the helm of the Longhorns Volleyball program ... Elliott has compiled a 378-87 (.813) record at Texas to go with his 16-year career record of 428-99 (.812) ... in 2012, Elliott was named AVCA Division I National Coach of the Year for the first time in his career after leading the Longhorns to their third national championship ... Elliott is the only coach in the country to lead his team to the NCAA Regional finals in each of the last nine NCAA Championships (2006-14) ... Elliott is one of just five coaches all-time to lead two different programs to the NCAA Semifinals after accomplishing the feat six times at Texas (2008-10, 2012-14) and once as the interim head coach at USC (2000).

## HEAD OF THE (RECRUITING) CLASS

Head coach **Jerritt Elliott** has landed a top-five ranked recruiting class in nine of the last 10 seasons (PrepVolleyball.com) ... Elliott brought in the nation's No. 1-ranked recruiting class in 2011, its second-ranked recruiting class in 2006, 2007, 2008, 2012 and 2015, while adding the nation's No 5 class in 2009, 2010 and 2013.

# AVCA Coaches Poll Top 25

## Week #14 Poll - Nov. 30

Rk.	School	Record	Last Poll
1	Washington (42)	28-2	2
2	USC (18)	30-2	1
3	<b>TEXAS</b>	<b>25-2</b>	<b>3</b>
4	Minnesota (4)	26-4	4
5	<b>Nebraska</b>	<b>26-4</b>	<b>5</b>
6	Stanford	22-6	6
7	Hawaii	26-1	8
8	Penn State	26-5	7
9	<b>Kansas</b>	<b>26-2</b>	<b>9</b>
10	Wisconsin	24-6	10
11	BYU	26-3	11
12	UCLA	23-7	13
13	<b>Colorado State</b>	<b>26-3</b>	<b>12</b>
14	Ohio State	23-9	16
15	Texas A&M	23-6	19
16	<b>Florida</b>	<b>22-6</b>	<b>17</b>
17	Purdue	22-9	14
18	Louisville	24-6	15
19	Florida State	24-7	20
20	Western Kentucky	31-3	21
21	Illinois	19-12	18
22	Kentucky	21-9	24
23	North Carolina	20-9	22
24	Arkansas State	28-1	25
25	Missouri	26-5	NR

**Others Receiving Votes and appearing on two or more ballots:** Creighton 81; Arizona 80; Michigan 49; Colorado 33; Long Beach State 28; San Diego 19; SMU 17; Arizona State 8; Loyola Marymount 5; Wichita State 3

# NCAA RPI

## NOVEMBER 28, 2015

1	<b>TEXAS</b>
2	Minnesota
3	USC
4	<b>Nebraska</b>
5	Wisconsin
6	Texas A&M
7	<b>Florida</b>
8	<b>Kansas</b>
9	Washington
10	Penn State
11	UCLA
12	Stanford
13	Western Kentucky
14	BYU
15	Creighton
16	Arkansas State
17	Ohio State
18	Missouri
19	Louisville
20	<b>Colorado State</b>
21	Kentucky
22	Dayton
23	<b>Iowa State</b>
24	North Carolina
25	Florida State

# GREGORY GYM

## THE NCAA TOURNAMENT AT GREGORY GYM

- UT is 63-9 (.875) in Tournament matches in Gregory Gym all-time.
- The last time Texas lost a tournament match in Gregory was 2006.
- The Horns are 30-2 (.938) in tournament matches in Gregory under Jerritt Elliott (since 2004)

<b>2015: (4-0)</b>	<b>2010: (4-0)</b>	<b>2005: (1-1)</b>	<b>1996: (1-0)</b>	<b>1990: (2-1)</b>	<b>1985: (2-1)</b>
<b>2014: (2-0)</b>	<b>2009: (2-0)</b>	<b>2004: (2-0)</b>	<b>1995: (1-0)</b>	<b>1989: (2-1)</b>	<b>1984: (2-1)</b>
<b>2013: (2-0)</b>	<b>2008: (4-0)</b>	<b>1999: (1-1)</b>	<b>1993: (3-1)</b>	<b>1988: (3-0)</b>	<b>1983: (1-1)</b>
<b>2012: (4-0)</b>	<b>2007: (2-0)</b>	<b>1998: (2-0)</b>	<b>1992: (1-0)</b>	<b>1987: (3-0)</b>	<b>1982: (1-0)</b>
<b>2011: (2-0)</b>	<b>2006: (3-1)</b>	<b>1997: (2-0)</b>	<b>1991: (1-0)</b>	<b>1986: (3-0)</b>	

## GREGORY GYM IS THE PLACE TO BE

UT has ranked in the top 11 nationally in attendance average in each of the last nine seasons (8th in 2014, 4th in 2013, 6th in 2009 and 2011, 7th in 2010, 9th in 2004, 2006-07 and 10th in 2005, 2008 and 2012) ... in 2013, Texas welcomed a UT record 3,780 fans per match into Gregory Gym, marking the highest season attendance average in program history ... On Oct. 25, 2014, 4,402 fans packed Gregory Gymnasium to watch Texas take on rival Oklahoma, marking the largest crowd to witness a volleyball match in Gregory Gymnasium's current configuration ... there have been 16 sell-outs in program history, with the last occurring Nov. 21, 2015 vs. Kansas State.

## HORNS IN AUSTIN

Dating back to the 1974 season, Texas has won 83.2 percent of its matches in Austin, sporting an overall record of 530-107-1 ... the Horns are even more successful in Gregory Gym, boasting a winning percentage of .865 (347-54) ... since the 2007 season, Texas has lost only seven matches in Gregory Gym and has won 139 (.952).

## 2014 NATIONAL ATTENDANCE LEADERS

Rk.	School	Avg.	Total	Matches
1.	Nebraska	8,082	145,493	18
2.	Hawaii	6,709	120,776	18
3.	Wisconsin	4,933	73,999	15
4.	Minnesota	3,582	50,149	14
5.	Washington	3,379	60,829	18
6.	Colorado State	3,230	54,926	17
7.	UNI	3,118	40,537	13
<b>8.</b>	<b>TEXAS</b>	<b>3,106</b>	<b>40,378</b>	<b>13</b>
9.	Wichita State	3,078	27,706	9
10.	Illinois	3,027	45,410	15



# CHASING HISTORY

## LONGHORNS REACH 29 WINS FOR 30TH TIME

The Longhorns have won 29 matches in a season 17 times in history.

2012 (29-4)	1992 (29-6)	1984 (32-7)	1980 (40-16)
2009 (29-2)	1990 (31-4)	1983 (33-9)	1979 (33-18-2)
2008 (29-4)	1988 (34-5)	1982 (31-15)	1978 (34-16-1)
1993 (31-3)	1986 (29-6)	1981 (60-6)	1977 (34-19-2)

## MCCAGE BREAKS BLOCK ASSIST RECORD

Molly McCage became Texas' all-time leader in block assists in Texas' match at TCU (Oct. 28). She broke Errica Hibben's record of 414 that was set during her career from 1989-92. Also in the top 10 on that list:

### 1. MOLLY MCCAGE (2012-present) 456

2. Errica Hibben (1989-92)	414
3. Khat Bell (2011-14)	400
4. Jane Winkel (1994-97)	397
5. Brandy Magee (2003-07)	395
6. LaKisha Bledsoe (1995-98)	392
7. Katy Jameyson (1990-93)	370
8. Katie Austin (1995-98)	353
9. Karen Kramer (1984-87)	350
10. Lauren Paolini (2005-08)	348

She is also climbing the all-time total blocks list, currently sitting in third:

1. Errica Hibben (1989-92)	531
2. Sharon Neugebauer (1982-84)	508
<b>3. MOLLY MCCAGE (2012-present) 494</b>	
4. Dawn Davenport (1985-88)	490
5. Karen Kramer (1984-87)	487
6. Katy Jameyson (1990-93)	482
7. LaKisha Bledsoe (1995-98)	471
8. Jane Winkel (1994-97)	467
9. Khat Bell (2011-14)	436
10. Brandy Magee (2003-07)	432

## ADDITIONAL CAREER BLOCK NUMBERS

If the 2015 season ended today, Chiaka Ogbogu would rank second on the all-time blocks per set list, while McCage would rank fourth:

1. Erin Aldrich (1998-99)	1.70
2. LaKisha Bledsoe (1995-98)	1.23
<b>3. CHIKA OGBOGU (2013-present) 1.22</b>	
<b>4. MOLLY MCCAGE (2012-present) 1.20</b>	
5. Khat Bell (2011-14)	1.17
Jane Winkel (1994-97)	1.17
Sonya Barnes (1993-96)	1.17
8. Amy Hultgren (1999-00)	1.14
9. Brandy Magee (2003-07)	1.09
10. Leticia Armstrong (2003-06)	1.05
Angie Breitenfeld (1992-95)	1.05

## INDIVIDUAL SEASON NUMBERS (IF THE SEASON ENDED TODAY)

### HITTING PERCENTAGE (min. 300 attempts)

1. Lauren Paolini (2008)	.478 (310-46-552)
2. Rachael Adams (2010)	.443 (339-88-567)
3. Jennifer Doris (2010)	.426 (207-29-418)
4. CHIKA OGBOGU (2014)	.420 (213-40-412)
5. Lauren Paolini (2007)	.418 (301-64-567)
6. Brandy Magee (2007)	.415 (227-53-419)
<b>7. CHIKA OGBOGU (2015)</b>	<b>.411 (302-62-584)</b>
8. Lisa Denker (1982)	.410 (167-27-334)
9. Rachael Adams (2011)	.388 (293-84-538)
10. Bethany Howden (2004)	.378 (420-100-847)

### DIGS PER SET

1. Demetria Sance (1998)	4.17
2. Heather Kisner (2009)	4.14
Heather Kisner (2008)	4.14
<b>4. CAT MCCOY (2015)</b>	<b>4.10</b>
5. Sandra Reboucas (1999)	4.03
6. Sarah Palmer (2013)	3.76
7. CAT MCCOY (2014)	3.75
8. Alyson Jennings (2007)	3.67
9. Alyson Jennings (2006)	3.66
10. Alyson Jennings (2005)	3.60

### SERVICE ACES PER SET

1. Mira Topic (2001)	0.54
2. Mira Topic (2003)	0.50
Chelsea Franklin (1995)	0.50
4. LaTonya Charles (2002)	0.49
<b>5. AMY NEAL (2015)</b>	<b>0.46</b>
6. Destinee Hooker (2009)	0.45
7. Haley Eckerman (2014)	0.44
8. Brittany Johnson (2001)	0.43
9. Stephanie Spurck (1994)	0.41
10. Dariam Acevedo (2003)	0.40
Jill Gremmel (1999)	0.40

## TEAM SEASON RECORD

### Hitting Percentage

1. .343 (2007)
2. .338 (2009)
3. .335 (2008)
4. .325 (2012)
<b>5. .308 (2015)</b>
6. .306 (2010)
7. .305 (2004)
8. .290 (2013)
9. .286 (2011)
10. .281 (2014)

## 2015 MATCH-BY-MATCH TEAM STATS

GAME	K	E	TA	PCT	AST	SA	SE	RE	DIG	BS	BA	BE	PTS
<b>TEXAS</b>	<b>46</b>	<b>13</b>	<b>99</b>	<b>.333</b>	<b>39</b>	<b>5</b>	<b>8</b>	<b>2</b>	<b>37</b>	<b>1</b>	<b>18</b>	<b>2</b>	<b>61.0</b>
Rice	25	19	89	.067	25	2	4	5	34	0	12	1	33.0
<b>TEXAS</b>	<b>36</b>	<b>7</b>	<b>89</b>	<b>.326</b>	<b>30</b>	<b>7</b>	<b>8</b>	<b>3</b>	<b>37</b>	<b>0</b>	<b>22</b>	<b>1</b>	<b>54.0</b>
UCI	24	21	90	.033	23	3	6	7	42	2	6	1	32.0
<b>TEXAS</b>	<b>38</b>	<b>14</b>	<b>108</b>	<b>.222</b>	<b>35</b>	<b>1</b>	<b>3</b>	<b>3</b>	<b>62</b>	<b>1</b>	<b>12</b>	<b>0</b>	<b>46.0</b>
LSU	35	26	131	.069	32	3	9	1	51	2	6	2	43.0
<b>TEXAS</b>	<b>58</b>	<b>19</b>	<b>161</b>	<b>.242</b>	<b>55</b>	<b>5</b>	<b>11</b>	<b>4</b>	<b>79</b>	<b>1</b>	<b>28</b>	<b>0</b>	<b>78.0</b>
Nebraska	56	31	174	.144	51	4	13	5	75	0	12	2	66.0
<b>TEXAS</b>	<b>52</b>	<b>24</b>	<b>131</b>	<b>.214</b>	<b>50</b>	<b>3</b>	<b>11</b>	<b>4</b>	<b>45</b>	<b>1</b>	<b>10</b>	<b>2</b>	<b>61.0</b>
Florida	57	16	128	.320	52	4	15	3	48	6	21	5	77.5
<b>TEXAS</b>	<b>54</b>	<b>12</b>	<b>110</b>	<b>.382</b>	<b>48</b>	<b>4</b>	<b>7</b>	<b>2</b>	<b>46</b>	<b>0</b>	<b>16</b>	<b>1</b>	<b>66.0</b>
UTSA	43	14	108	.269	39	2	9	4	39	0	10	2	50.0
<b>TEXAS</b>	<b>50</b>	<b>12</b>	<b>113</b>	<b>.336</b>	<b>47</b>	<b>5</b>	<b>6</b>	<b>4</b>	<b>44</b>	<b>1</b>	<b>12</b>	<b>2</b>	<b>62.0</b>
Santa Clara	34	14	100	.200	33	4	5	5	43	0	8	1	42.0
<b>TEXAS</b>	<b>44</b>	<b>11</b>	<b>96</b>	<b>.344</b>	<b>40</b>	<b>9</b>	<b>5</b>	<b>3</b>	<b>38</b>	<b>1</b>	<b>8</b>	<b>2</b>	<b>58.0</b>
Colorado St.	38	15	96	.240	36	3	7	9	35	1	8	4	46.0
<b>TEXAS</b>	<b>38</b>	<b>3</b>	<b>62</b>	<b>.565</b>	<b>36</b>	<b>8</b>	<b>6</b>	<b>1</b>	<b>41</b>	<b>0</b>	<b>12</b>	<b>0</b>	<b>52.0</b>
Savannah St.	14	20	80	-.075	13	1	4	8	21	0	0	0	15.0
<b>TEXAS</b>	<b>65</b>	<b>30</b>	<b>173</b>	<b>.202</b>	<b>65</b>	<b>4</b>	<b>8</b>	<b>3</b>	<b>76</b>	<b>1</b>	<b>30</b>	<b>1</b>	<b>85.0</b>
Arizona	56	35	183	.115	54	3	5	4	70	4	24	1	75.0
<b>TEXAS</b>	<b>62</b>	<b>19</b>	<b>151</b>	<b>.285</b>	<b>55</b>	<b>6</b>	<b>4</b>	<b>5</b>	<b>50</b>	<b>0</b>	<b>18</b>	<b>0</b>	<b>77.0</b>
NMSU	61	24	144	.257	57	5	7	6	63	1	16	1	75.0
<b>TEXAS</b>	<b>49</b>	<b>10</b>	<b>125</b>	<b>.312</b>	<b>46</b>	<b>1</b>	<b>9</b>	<b>3</b>	<b>52</b>	<b>2</b>	<b>16</b>	<b>1</b>	<b>60.0</b>
TCU	42	19	120	.192	41	3	7	1	53	2	4	2	49.0
<b>TEXAS</b>	<b>35</b>	<b>9</b>	<b>77</b>	<b>.338</b>	<b>34</b>	<b>7</b>	<b>4</b>	<b>2</b>	<b>41</b>	<b>0</b>	<b>13</b>	<b>2</b>	<b>48.5</b>
W. Virginia	32	23	102	.088	29	2	6	7	28	3	4	3	39.0
<b>TEXAS</b>	<b>43</b>	<b>11</b>	<b>89</b>	<b>.360</b>	<b>38</b>	<b>5</b>	<b>6</b>	<b>1</b>	<b>31</b>	<b>2</b>	<b>10</b>	<b>2</b>	<b>55.0</b>
Iowa State	37	18	101	.188	34	1	9	5	34	2	6	2	43.0
<b>TEXAS</b>	<b>45</b>	<b>10</b>	<b>92</b>	<b>.380</b>	<b>41</b>	<b>5</b>	<b>3</b>	<b>5</b>	<b>41</b>	<b>0</b>	<b>8</b>	<b>0</b>	<b>54.0</b>
Baylor	35	13	99	.222	33	5	9	5	31	0	2	1	41.0

## 2015 MATCH-BY-MATCH TEAM STATS

<b>GAME</b>	<b>K</b>	<b>E</b>	<b>TA</b>	<b>PCT</b>	<b>AST</b>	<b>SA</b>	<b>SE</b>	<b>RE</b>	<b>DIG</b>	<b>BS</b>	<b>BA</b>	<b>BE</b>	<b>PTS</b>
<b>TEXAS</b>	<b>53</b>	<b>14</b>	<b>118</b>	<b>.331</b>	<b>49</b>	<b>6</b>	<b>4</b>	<b>3</b>	<b>60</b>	<b>4</b>	<b>16</b>	<b>7</b>	<b>71.0</b>
Oklahoma	54	20	138	.246	50	3	11	6	48	1	8	2	62.0
<b>TEXAS</b>	<b>44</b>	<b>11</b>	<b>94</b>	<b>.351</b>	<b>42</b>	<b>3</b>	<b>11</b>	<b>2</b>	<b>42</b>	<b>1</b>	<b>16</b>	<b>4</b>	<b>56.0</b>
Texas Tech	33	19	98	.143	32	2	6	3	35	1	4	2	38.0
<b>TEXAS</b>	<b>42</b>	<b>14</b>	<b>114</b>	<b>.246</b>	<b>41</b>	<b>2</b>	<b>4</b>	<b>2</b>	<b>57</b>	<b>1</b>	<b>10</b>	<b>2</b>	<b>50.0</b>
K-State	32	23	123	.073	30	2	5	2	50	1	12	0	41.0
<b>TEXAS</b>	<b>48</b>	<b>12</b>	<b>107</b>	<b>.336</b>	<b>44</b>	<b>2</b>	<b>4</b>	<b>0</b>	<b>45</b>	<b>1</b>	<b>16</b>	<b>0</b>	<b>59.0</b>
Kansas	33	17	103	.155	33	0	8	2	40	2	12	4	41.0
<b>TEXAS</b>	<b>39</b>	<b>20</b>	<b>104</b>	<b>.183</b>	<b>38</b>	<b>1</b>	<b>4</b>	<b>6</b>	<b>36</b>	<b>0</b>	<b>12</b>	<b>1</b>	<b>46.0</b>
TCU	41	12	94	.309	38	6	4	1	41	0	17	2	55.5
<b>TEXAS</b>	<b>42</b>	<b>10</b>	<b>95</b>	<b>.337</b>	<b>42</b>	<b>2</b>	<b>11</b>	<b>4</b>	<b>39</b>	<b>2</b>	<b>13</b>	<b>0</b>	<b>52.5</b>
Texas Tech	31	24	98	.071	30	4	4	2	39	1	6	1	39.0
<b>TEXAS</b>	<b>45</b>	<b>4</b>	<b>84</b>	<b>.488</b>	<b>40</b>	<b>4</b>	<b>7</b>	<b>3</b>	<b>36</b>	<b>0</b>	<b>15</b>	<b>1</b>	<b>56.5</b>
West Va.	30	15	86	.174	30	3	10	4	32	0	4	1	35.0
<b>TEXAS</b>	<b>64</b>	<b>13</b>	<b>150</b>	<b>.340</b>	<b>60</b>	<b>6</b>	<b>8</b>	<b>7</b>	<b>67</b>	<b>1</b>	<b>14</b>	<b>6</b>	<b>78.0</b>
Kansas	77	22	179	.307	74	7	17	6	66	1	8	2	89.0
<b>TEXAS</b>	<b>39</b>	<b>11</b>	<b>103</b>	<b>.272</b>	<b>38</b>	<b>2</b>	<b>6</b>	<b>4</b>	<b>52</b>	<b>0</b>	<b>20</b>	<b>1</b>	<b>51.0</b>
Iowa State	37	27	121	.083	37	4	6	2	51	0	11	0	46.5
<b>TEXAS</b>	<b>41</b>	<b>13</b>	<b>89</b>	<b>.315</b>	<b>39</b>	<b>5</b>	<b>5</b>	<b>3</b>	<b>40</b>	<b>2</b>	<b>16</b>	<b>4</b>	<b>56.0</b>
Baylor	36	16	99	.202	36	3	12	5	31	0	10	1	44.0
<b>TEXAS</b>	<b>73</b>	<b>12</b>	<b>158</b>	<b>.386</b>	<b>64</b>	<b>4</b>	<b>11</b>	<b>4</b>	<b>68</b>	<b>1</b>	<b>14</b>	<b>1</b>	<b>85.0</b>
K-State	48	22	142	.183	45	4	6	4	67	0	16	7	60.0
<b>TEXAS</b>	<b>54</b>	<b>14</b>	<b>109</b>	<b>.367</b>	<b>49</b>	<b>3</b>	<b>5</b>	<b>1</b>	<b>49</b>	<b>2</b>	<b>15</b>	<b>0</b>	<b>66.5</b>
Oklahoma	34	16	104	.173	31	1	2	3	37	4	8	1	43.0
<b>TEXAS</b>	<b>41</b>	<b>16</b>	<b>84</b>	<b>.298</b>	<b>39</b>	<b>3</b>	<b>6</b>	<b>1</b>	<b>34</b>	<b>0</b>	<b>16</b>	<b>2</b>	<b>52.0</b>
Fairfield	28	16	88	.136	27	1	9	3	25	0	10	0	34.0
<b>TEXAS</b>	<b>54</b>	<b>24</b>	<b>137</b>	<b>.219</b>	<b>50</b>	<b>6</b>	<b>4</b>	<b>3</b>	<b>58</b>	<b>3</b>	<b>8</b>	<b>2</b>	<b>67.0</b>
Purdue	50	25	150	.167	47	3	4	6	53	2	18	3	64.0
<b>TEXAS</b>	<b>57</b>	<b>16</b>	<b>152</b>	<b>.270</b>	<b>57</b>	<b>3</b>	<b>8</b>	<b>1</b>	<b>67</b>	<b>3</b>	<b>14</b>	<b>0</b>	<b>70.0</b>
UCLA	50	30	165	.121	50	1	6	3	74	3	12	2	60.0
<b>TEXAS</b>	<b>67</b>	<b>21</b>	<b>165</b>	<b>.279</b>	<b>63</b>	<b>4</b>	<b>9</b>	<b>6</b>	<b>70</b>	<b>4</b>	<b>18</b>	<b>2</b>	<b>84.0</b>
Florida	67	27	174	.230	61	6	10	4	72	0	20	2	83.0



# Ebony Nwanebu #2

**Outside Hitter • Junior • 6-4**  
**Fairview, Texas • Lovejoy HS/USC**

	<b>Season High</b>	<b>Career High</b>
Kills	22 vs. Nebraska (9-4-15)	30 (USC)
Hitting Pct.	.315 vs. Nebraska (9-4-15)	.566 (USC)
Assists	2 vs. Nebraska (9-4-15)	3 (USC)
Aces		3 (USC)
Digs	17 vs. Nebraska (9-4-15)	Same
Solo Blocks		1 (USC)
Block Assists	4 vs. Nebraska (9-4-15)	8 (USC)
Total Blocks	4 vs. Nebraska (9-4-15)	8.0 (USC)
Points	24.0 vs. Nebraska (9-4-15)	31.0 (USC)

## As a Junior in 2015 ...

2015 Preseason All-Big 12 First Team ... posted a team-best 22 kills on a .315 hitting percentage, a career-high 17 digs and four blocks vs. Nebraska (9-4-15).

## 2015 Nwanebu Match-by-Match

OPPONENT	K	E	TA	PCT	AST	SA	SE	RE	DIG	BS	BA	BE	PTS
Rice	DNP												
UCI	DNP												
LSU	DNP												
No. 4 Nebraska	22	5	54	.315	2	0	0	0	17	0	4	0	24.0
No. 4 Florida	DNP												
UTSA	DNP												
Santa Clara	DNP												
No. 14 Colorado State	DNP												
vs. Savannah State	DNP												
at No. 16 Arizona	DNP												
vs. New Mexico State	DNP												
TCU	DNP												
at West Virginia	DNP												
Iowa State	DNP												
at Baylor	DNP												
Oklahoma	DNP												
Texas Tech	DNP												
at Kansas State	DNP												
No. 7 Kansas	DNP												
at TCU	DNP												
at Texas Tech	DNP												
West Virginia	DNP												
at No. 10 Kansas	DNP												
at Iowa State	DNP												
Baylor	DNP												
Kansas State	DNP												
at Oklahoma	DNP												
Fairfield	DNP												
No. 17 Purdue	DNP												
No. 14 UCLA	DNP												
No. 11 Florida	DNP												

## Nwanebu's Career Statistics

Season	MP	SP	K	KPS	TA	PCT	A	APS	SA	SAPS	DIG	DPS	BS	BA	TB	BPS	PTS	PPS
2013 (USC)	35	119	413	3.47	935	.358	10	0.08	6	0.05	78	0.66	4	93	97	0.82	469.5	3.94
2014 (USC)	29	108	337	3.12	993	.226	21	0.19	17	0.16	156	1.44	2	53	55	0.51	382.5	3.54
2015	1	5	22	4.40	54	.315	2	0.40	0	0.00	17	3.40	0	4	4	0.80	24.0	4.80
<b>Career</b>	<b>65</b>	<b>232</b>	<b>772</b>	<b>3.33</b>	<b>1982</b>	<b>.291</b>	<b>33</b>	<b>0.14</b>	<b>23</b>	<b>0.10</b>	<b>251</b>	<b>1.08</b>	<b>6</b>	<b>150</b>	<b>156</b>	<b>0.67</b>	<b>876.0</b>	<b>3.78</b>



# Molly McCage #5

**Middle Blocker • Senior • 6-3**  
**Spring, Texas • Klein Collins**

	Season High	Career High
Kills	14 vs. Arizona (9-18-15)	Same
Hitting Pct.	1.00 vs. West Virginia (11-5-15)	Same
Assists	2 vs. Kansas State (11-21-15)	Same
Aces		
Digs	4 vs. UTSA (9-11-15)	6 at Iowa State (11-24-12)
Solo Blocks	2 vs. Florida (12-12-15)	2 (5x), last vs. Florida (12-12-15)
Block Assists	7 (2x) vs. Fairfield (12-3-15)	10 at Oklahoma (11-15-14)
Total Blocks	7 (2x) vs. Fairfield (12-3-15)	11 at Oklahoma (11-15-14)
Points	17.5 vs. Florida (12-12-15)	Same

## As a Senior in 2015 ...

Became Texas' all-time block assist leader on Oct. 28 with 417 ... Named to the NCAA Austin Regional All-Tournament Team ... 2015 All-Big 12 First Team ... 2015 All-Southwest Region ... 2015 Academic All-Big 12 First Team ... 2015 Preseason All-Big 12 First Team ... named to the Wildcat Classic All-Tournament Team ... finished with 13 kills hitting a team-high .591 and seven blocks vs. Florida (12-12-15) ... posted nine kills hitting .333 and four block vs. UCLA (12-11-15) ... had nine kills hitting .304 and two blocks vs. Purdue (12-4-15) ... recorded eight kills on a .462 hitting percentage and seven blocks vs. Fairfield (12-3-15) ... registered 13 kills hitting .440 vs. Kansas State (11-21-15) ... posted five kills on a .556 hitting percentage and a team-high five blocks vs. Baylor (11-18-15) ... had four kills and five blocks at Iowa State (11-14-15) ... recorded 10 kills and two blocks at Kansas (11-11-15) ... registered eight kills on eight attempts and no errors for a 1.00 hitting percentage while also adding a team-high five blocks vs. West Virginia (11-5-15) ... posted four kills hitting .444 and a team-leading four blocks at Texas Tech (10-30-15) ... had six kills and four blocks at TCU (10-28-15) ... recorded five kills and four blocks vs. Kansas (10-23-15) ... registered a team-high four blocks and six kills at Kansas State (10-21-15) ... posted six kills vs. Oklahoma (10-11-15) ... had seven kills on a .462 hitting percentage at Baylor (10-7-15) ... recorded 12 kills hitting .529 vs. Iowa State (10-3-15) ... had three kills and three blocks at West Virginia (9-25-15) ... registered seven kills hitting .467 and six blocks vs. TCU (9-23-15) ... posted 10 kills, hitting a team-high .474 and four blocks vs. New Mexico State (9-19-15) ... recorded a career-high 14 kills hitting .333 and four blocks vs. Arizona (9-18-15) ... had four kills and two blocks vs. Savannah State (9-18-15) ... registered eight kills hitting .583 vs. Colorado State (9-13-15) ... posted nine kills, hitting .381 vs. Santa Clara (9-11-15) ... recorded seven kills, four digs and three blocks vs. UTSA (9-11-15) ... added five kills vs. Florida (9-5-15) ... had five kills and seven blocks vs. Nebraska (9-4-15) ... posted seven kills and five blocks vs. LSU (8-29-15) ... added five kills (.364) and five blocks vs. UCI (8-29-15) ... had 10 kills on a .471 and four blocks in Texas' season opener vs. Rice (8-28-15).

## 2015 McCage Match-by-Match

OPPONENT	K	E	TA	PCT	AST	SA	SE	RE	DIG	BS	BA	BE	PTS
Rice	10	2	17	.471	0	0	0	0	0	0	4	0	12.0
UCI	5	1	11	.364	0	0	0	0	1	0	5	0	7.5
LSU	7	3	16	.250	0	0	0	0	2	0	5	0	9.5
No. 4 Nebraska	5	1	15	.267	0	0	0	0	1	0	7	0	8.5
No. 4 Florida	5	2	14	.214	0	0	0	0	0	0	1	0	5.5
UTSA	7	3	15	.267	0	0	0	0	4	0	3	0	8.5
Santa Clara	9	1	21	.381	0	0	0	0	1	0	1	1	9.5
No. 14 Colorado State	8	1	12	.583	0	0	0	0	1	0	1	0	8.5
vs. Savannah State	4	1	9	.333	0	0	0	0	1	0	2	0	5.0
at No. 16 Arizona	14	5	27	.333	0	0	0	0	1	0	4	0	16.0
vs. New Mexico State	10	1	19	.474	0	0	0	0	2	0	4	0	12.0
TCU	7	0	15	.467	0	0	0	0	0	1	5	0	10.5
at West Virginia	3	0	6	.500	0	0	0	0	0	0	3	0	4.5
Iowa State	12	3	17	.529	0	0	0	0	1	1	1	1	13.5
at Baylor	7	1	13	.462	0	0	0	0	1	0	1	0	7.5
Oklahoma	6	1	17	.294	0	0	0	0	1	0	0	0	6.0
Texas Tech	4	2	12	.167	0	0	0	0	0	0	1	0	4.5
at Kansas State	6	3	14	.214	0	0	0	0	2	1	3	0	8.5
No. 7 Kansas	5	2	11	.273	0	0	0	0	1	1	3	0	7.5
at TCU	6	1	15	.333	1	0	0	1	2	0	4	0	8.0
at Texas Tech	4	0	9	.444	0	0	0	0	2	0	4	0	6.0
West Virginia	8	0	8	1.00	0	0	0	0	1	0	5	0	10.5
at No. 10 Kansas	10	2	27	.296	0	0	0	0	1	1	1	0	11.5
at Iowa State	4	1	14	.214	0	0	0	0	0	0	5	0	6.5
Baylor	5	0	9	.556	1	0	0	0	1	1	4	0	8.0
Kansas State	13	2	25	.440	2	0	0	0	1	0	3	0	14.5
at Oklahoma	5	2	13	.231	0	0	0	0	0	1	1	0	6.5
Fairfield	8	2	13	.462	0	0	0	0	0	0	7	0	11.5
No.17 Purdue	9	2	23	.304	0	0	0	0	0	0	2	0	10.0
No. 14 UCLA	9	1	24	.333	0	0	0	0	1	0	4	0	11.0
No. 11 Florida	13	0	22	.591	0	0	0	0	0	2	5	0	17.5

## McCage's Career Statistics

Season	MP	SP	K	KPS	TA	PCT	A	APS	SA	SAPS	DIG	DPS	BS	BA	TB	BPS	PTS	PPS
2012	30	96	119	1.24	247	.385	3	0.03	0	0.00	37	0.39	10	93	103	1.07	175.5	1.82
2013	28	104	154	1.48	335	.337	1	0.01	0	0.00	25	0.24	10	128	138	1.33	228.0	2.19
2014	30	105	158	1.50	341	.337	5	0.05	0	0.00	19	0.18	9	136	145	1.38	235.0	2.24
2015	31	107	228	2.13	483	.377	4	0.04	0	0.00	29	0.27	9	99	108	1.01	286.5	2.68
<b>Career</b>	<b>118</b>	<b>412</b>	<b>659</b>	<b>1.60</b>	<b>1406</b>	<b>.376</b>	<b>13</b>	<b>0.03</b>	<b>0</b>	<b>0.00</b>	<b>110</b>	<b>0.27</b>	<b>38</b>	<b>456</b>	<b>494</b>	<b>1.20</b>	<b>925.0</b>	<b>2.25</b>



# Kat Brooks #6

Libero • Senior • 5-4

Honolulu, Hawaii • Punahou

	Season High	Career High
Kills		
Hitting Pct.		
Assists	5 vs. Kansas (10-23-15)	Same
Aces	2 at Arizona (9-18-15)	4 vs. West Virginia (11-21-13)
Digs	15 vs. Oklahoma (10-11-15)	Same
Solo Blocks		
Block Assists		
Total Blocks		
Points	2.0 at Arizona (9-18-15)	4.0 vs. West Virginia (11-21-13)

## As a Senior in 2015 ...

2015 Academic All-Big 12 First Team ... finished with five digs vs. Florida (12-12-15) ... posted 11 digs and one ace vs. UCLA (12-11-15) ... recorded nine digs vs. Purdue (12-4-15) ... registered nine digs and one ace at Oklahoma (11-27-15) ... had five digs vs. Kansas State (11-21-15) ... posted nine digs vs. Baylor (11-18-15) ... recorded six digs and two assists at Iowa State (11-14-15) ... registered 14 digs and one ace at Kansas (11-11-15) ... had seven digs, three assists and one ace vs. West Virginia (11-5-15) ... posted six digs and three assists at Texas Tech (10-30-15) ... recorded five digs at TCU (10-28-15) ... registered eight digs and a career-high five assists vs. Kansas (10-23-15) ... recorded 10 digs and an ace at Kansas State (10-21-15) ... had five digs and one ace vs. Texas Tech (10-17-15) ... posted a career-high 15 digs and three assists vs. Oklahoma (10-11-15) ... had five digs and one ace at Baylor (10-7-15) ... added five digs vs. Iowa State (10-3-15) ... recorded six digs, three assists and one ace at West Virginia (9-25-15) ... registered three assists and four digs vs. TCU (9-23-15) ... posted six digs and two assists vs. New Mexico State (9-19-15) ... had seven digs and two aces vs. Arizona (9-18-15) ... recorded seven digs vs. Savannah State (9-18-15) ... added four digs and three assists vs. Colorado State (9-13-15) ... recorded nine digs and two assists vs. Santa Clara (9-11-15) ... posted four digs vs. UTSA (9-1-14) ... added eight digs, two assists and one ace vs. Florida (9-5-15) ... had a season-high 11 digs, three assists and one ace vs. Nebraska (9-4-15) ... posted nine digs and three assists vs. LSU (8-29-15) ... added two digs vs. UCI (8-29-15) ... contributed two digs in Texas' season opener vs. Rice (8-28-15).

## 2015 Brooks Match-by-Match

OPPONENT	K	E	TA	PCT	AST	SA	SE	RE	DIG	BS	BA	BE	PTS
Rice	0	0	0	.000	0	0	1	0	2	0	0	0	0.0
UCI	0	0	0	.000	0	0	0	0	2	0	0	0	0.0
LSU	0	0	0	.000	3	0	0	1	9	0	0	0	0.0
No. 4 Nebraska	0	0	0	.000	3	1	1	1	11	0	0	0	1.0
No. 4 Florida	0	0	0	.000	2	1	1	0	8	0	0	0	1.0
UTSA	0	0	0	.000	0	0	1	1	4	0	0	0	0.0
Santa Clara	0	0	0	.000	2	1	0	2	9	0	0	0	0.0
No. 14 Colorado State	0	0	0	.000	3	1	1	1	4	0	0	0	1.0
vs. Savannah State	0	0	0	.000	1	0	0	0	7	0	0	0	0.0
at No. 16 Arizona	0	0	0	.000	1	2	2	0	7	0	0	0	2.0
vs. New Mexico State	0	0	0	.000	2	0	0	2	6	0	0	0	0.0
TCU	0	0	0	.000	3	0	0	2	4	0	0	0	0.0
at West Virginia	0	0	0	.000	3	1	1	0	6	0	0	0	1.0
Iowa State	0	0	0	.000	0	1	0	0	5	0	0	0	1.0
at Baylor	0	0	0	.000	1	1	0	1	5	0	0	0	1.0
Oklahoma	0	0	0	.000	3	1	0	1	15	0	0	0	1.0
Texas Tech	0	0	0	.000	2	1	1	0	5	0	0	0	1.0
at Kansas State	0	0	0	.000	0	1	0	0	10	0	0	0	1.0
No. 7 Kansas	0	0	0	.000	5	0	0	0	8	0	0	0	0.0
at TCU	0	0	0	.000	1	0	0	0	5	0	0	0	0.0
at Texas Tech	0	0	0	.000	3	0	2	0	6	0	0	0	0.0
West Virginia	0	0	0	.000	3	1	1	2	7	0	0	0	1.0
at No. 10 Kansas	0	0	0	.000	1	1	0	1	14	0	0	0	1.0
at Iowa State	0	0	0	.000	2	0	1	1	6	0	0	0	0.0
Baylor	0	0	0	.000	0	0	1	0	9	0	0	0	0.0
Kansas State	0	0	0	.000	0	0	2	0	5	0	0	0	0.0
at Oklahoma	0	0	0	.000	2	1	0	0	9	0	0	0	1.0
Fairfield	0	0	0	.000	1	0	1	0	3	0	0	0	0.0
No. 17 Purdue	0	0	0	.000	1	0	0	0	9	0	0	0	0.0
No. 14 UCLA	0	0	0	.000	0	1	1	0	11	0	0	0	1.0
No. 11 Florida	0	0	0	.000	1	0	0	0	5	0	0	0	0.0

## Brooks' Career Statistics

Season	MP	SP	K	KPS	TA	PCT	A	APS	SA	SAPS	DIG	DPS	BS	BA	TB	BPS	PTS	PPS
2012	33	101	0	0.00	1	.000	6	0.06	25	0.25	112	1.11	0	0	0	0.00	25.0	0.25
2013	29	95	0	0.00	0	.000	36	0.38	14	0.15	134	1.34	0	0	0	0.00	14.0	0.15
2014	29	98	0	0.00	1	.000	42	0.43	1	0.01	136	1.39	0	0	0	0.00	1.0	0.01
2015	31	105	0	0.00	0	.000	49	0.47	16	0.15	216	2.06	0	0	0	0.00	16.0	0.15
<b>Career</b>	<b>122</b>	<b>399</b>	<b>0</b>	<b>0.00</b>	<b>2</b>	<b>.000</b>	<b>133</b>	<b>0.33</b>	<b>56</b>	<b>0.14</b>	<b>598</b>	<b>1.50</b>	<b>0</b>	<b>0</b>	<b>0</b>	<b>0.00</b>	<b>56.0</b>	<b>0.14</b>



# Nicole Dalton #7

**Setter • R-Junior • 6-2**  
**Parker, Colo. • Chaparral**

	<u>Season High</u>	<u>Career High</u>
Kills	1 vs. UCI (8-29-15)	8 vs. San Diego (8-25-12)
Hitting Pct.		.800 at Florida (9-6-14)
Assists	12 vs. Savannah State (9-18-15)	25 (2x), last at Oklahoma (11-15-14)
Aces	2 (2x), last vs. Purdue (12-4-15)	3 vs. Seattle (8-30-14)
Digs	14 vs. Florida (12-12-15)	17 vs. UCF (9-15-12)
Solo Blocks		2 vs. Cal Poly (8-25-12)
Block Assists	3 vs. UCI (8-29-15)	5 vs. Cal Poly (8-25-12)
Total Blocks	3 vs. UCI (8-29-15)	7.0 vs. Cal Poly (8-25-12)
Points	2.5 vs. UCI (8-29-15)	10.0 vs. San Diego (8-15-12)

## As a Junior in 2015 ...

2015 Academic All-Big 12 First Team ... finished with 14 digs vs. Florida (12-12-15) ... had 10 digs and three assists vs. UCLA (12-11-15) ... posted four digs and two aces vs. Purdue (12-4-15) ... posted six digs vs. Fairfield (12-3-15) ... recorded seven digs at Oklahoma (11-27-15) ... registered 11 digs vs. Kansas State (11-21-15) ... had 10 digs and three assists vs. Baylor (11-18-15) ... posted seven digs and two assists at Iowa State (11-14-15) ... recorded nine digs at Kansas (11-11-15) ... had four digs vs. West Virginia (11-5-15) ... registered seven digs and two assists at TCU (10-28-15) ... posted eight digs and three assists vs. Kansas (10-23-15) ... recorded a team-high 13 digs at Kansas State (10-21-15) ... had seven digs and one ace vs. Texas Tech (10-17-15) ... registered seven digs vs. Oklahoma (10-11-15) ... added five digs and a team-high two aces at Baylor (10-7-15) ... posted a team-high six digs and one ace vs. Iowa State (10-3-15) ... recorded a season-high five digs and one ace at West Virginia (9-25-15) ... had 12 assists and four digs vs. Savannah State (9-18-15) ... added two assists and one block vs. Nebraska (9-4-15) ... posted nine assists and three blocks vs. UCI (8-29-15).

## 2015 Dalton Match-by-Match

OPPONENT	K	E	TA	PCT	AST	SA	SE	RE	DIG	BS	BA	BE	PTS
Rice	DNP												
UCI	1	0	4	.250	9	0	1	1	1	0	3	0	2.5
LSU	DNP												
No. 4 Nebraska	0	0	0	.000	2	0	0	0	0	0	1	0	0.5
No. 4 Florida	0	0	0	.000	0	0	0	0	0	0	0	0	0.0
UTSA	0	0	0	.000	0	0	0	0	0	0	0	0	0.0
Santa Clara	0	0	0	.000	0	0	0	0	0	0	0	0	0.0
No. 14 Colorado State	0	0	0	.000	0	0	0	0	0	0	0	0	0.0
vs. Savannah State	0	0	0	.000	12	1	1	0	4	0	0	0	1.0
at No. 16 Arizona	0	0	0	.000	0	0	0	0	0	0	0	0	0.0
vs. New Mexico State	0	0	2	.000	1	1	0	0	1	0	0	0	1.0
TCU	0	0	0	.000	0	0	0	0	0	0	0	0	0.0
at West Virginia	0	0	0	.000	1	1	0	1	5	0	0	0	1.0
Iowa State	0	0	0	.000	1	1	1	0	6	0	0	0	1.0
at Baylor	0	0	2	.000	0	2	0	0	5	0	0	0	2.0
Oklahoma	0	0	0	.000	0	0	0	0	7	0	0	0	0.0
Texas Tech	0	0	0	.000	0	1	2	0	7	0	0	0	1.0
at Kansas State	0	0	0	.000	4	0	1	0	13	0	0	0	0.0
No. 7 Kansas	0	0	0	.000	3	0	0	0	8	0	0	0	0.0
at TCU	0	0	0	.000	2	0	0	1	7	0	0	2	0.0
at Texas Tech	0	0	0	.000	2	1	1	1	3	0	0	0	1.0
West Virginia	0	0	0	.000	1	0	2	0	4	0	0	0	0.0
at No. 10 Kansas	0	0	2	.000	0	0	0	1	9	0	0	0	0.0
at Iowa State	0	0	0	.000	2	0	0	1	7	0	0	0	0.0
Baylor	0	0	0	.000	3	1	0	0	10	0	0	0	1.0
Kansas State	0	0	0	.000	2	0	1	0	11	0	0	0	0.0
at Oklahoma	0	0	1	.000	0	0	0	1	7	0	0	0	0.0
Fairfield	0	1	2	-.500	1	0	0	1	6	0	0	0	0.0
No. 17 Purdue	0	0	0	.000	1	2	1	2	4	0	0	0	2.0
No. 14 UCLA	0	1	1	-1.00	3	0	0	0	10	0	0	0	0.0
No. 11 Florida	0	0	0	.000	0	0	0	0	14	0	0	0	0.0

## Dalton's Career Statistics

Season	MP	SP	K	KPS	TA	PCT	A	APS	SA	SAPS	DIG	DPS	BS	BA	TB	BPS	PTS	PPS
2012	31	100	35	0.35	102	.206	171	1.71	3	0.03	184	1.84	5	27	32	0.32	56.5	0.56
2013	DNP																	
2014	30	104	9	0.09	26	.208	541	5.20	16	0.15	184	1.77	0	9	9	0.09	29.5	0.28
2015	29	82	1	0.01	14	-.071	50	0.61	11	0.13	149	1.82	0	4	4	0.05	14.0	0.17
<b>Career</b>	<b>90</b>	<b>286</b>	<b>45</b>	<b>0.16</b>	<b>142</b>	<b>0.18</b>	<b>762</b>	<b>2.66</b>	<b>30</b>	<b>0.10</b>	<b>517</b>	<b>1.81</b>	<b>5</b>	<b>40</b>	<b>45</b>	<b>0.16</b>	<b>100.0</b>	<b>0.35</b>



# Cat McCoy #8

**Libero • Sophomore • 5-7**

**Southlake, Texas • Southlake Carroll**

	Season High	Career High
Kills		1 vs. Seattle (8-30-14)
Hitting Pct.		
Assists	4 (4x), last vs. Florida (12-12-15)	6 vs. UTEP (8-29-14)
Aces	3 at West Virginia (9-25-15)	4 vs. TCU (10-22-14)
Digs	29 vs. Arizona (9-18-15)	Same
Solo Blocks		
Block Assists		
Total Blocks		
Points	3.0 at West Virginia (9-25-15)	4.0 vs. TCU (10-22-14)

## As a Sophomore in 2015 ...

2015 All-Big 12 Second Team ... 2015 Academic All-Big 12 First Team ... finished with 21 digs, four assists and one ace vs. Florida (12-12-15) ... posted 14 digs vs. UCLA (12-11-15) ... recorded 18 digs and two aces vs. Purdue (12-4-15) ... had 12 digs, three assists and one ace vs. Kansas State (11-21-15) ... registered a team-high 14 digs vs. Fairfield (12-3-15) ... posted 10 digs vs. Baylor (11-18-15) ... recorded 16 digs and three assists at Iowa State (11-14-15) ... had a team-high 17 digs and one ace at Kansas (11-11-15) ... registered a team-high 11 digs vs. West Virginia (11-5-15) ... posted 12 digs and three assists at Texas Tech (10-30-15) ... recorded a team-high 10 digs at TCU (10-28-15) ... had seven digs and four assists vs. Kansas (10-23-15) ... registered 11 digs and two assists at Kansas State (10-21-15) ... posted eight digs vs. Texas Tech (10-17-15) ... recorded 13 digs and three assists vs. Oklahoma (10-11-15) ... had a team-high 10 digs at Baylor (10-7-15) ... registered four digs and two aces vs. Iowa State (10-3-15) ... posted 16 digs and three aces at West Virginia (9-25-15) ... recorded 18 digs vs. TCU (9-23-15) ... posted 17 digs and two aces vs. New Mexico State (9-19-15) ... registered a career-high 29 digs vs. Arizona (9-18-15) ... had a team-high 16 digs and two assists vs. Savannah State (9-18-15) ... recorded 11 digs and two assists vs. Colorado State (9-13-15) ... had 12 digs, three assists and one ace vs. Santa Clara (9-11-15) ... posted her second game with 20 or more digs and a season-high four assists and 21 digs vs. UTSA (9-11-15) ... had eight digs vs. Florida (9-5-15) ... posted a team-high 19 digs vs. Nebraska (9-4-15) ... recorded a team-high 22 digs on 0 receiving errors vs. LSU (8-29-15) ... posted nine digs and two assists vs. UCI (8-29-15) ... had a team-high 15 digs and four assists in Texas' season opener vs. Rice (8-28-15).

## 2015 McCoy Match-by-Match

OPPONENT	K	E	TA	PCT	AST	SA	SE	RE	DIG	BS	BA	BE	PTS
Rice	0	0	0	.000	4	0	4	0	15	0	0	0	1.0
UCI	0	0	0	.000	2	1	0	0	9	0	0	0	1.0
LSU	0	0	0	.000	0	1	0	0	22	0	0	0	1.0
No. 4 Nebraska	0	0	0	.000	1	0	1	0	19	0	0	0	0.0
No. 4 Florida	0	0	0	.000	1	0	0	0	8	0	0	0	0.0
UTSA	0	0	0	.000	4	1	0	0	21	0	0	0	1.0
Santa Clara	0	0	0	.000	3	1	1	1	12	0	0	0	1.0
No. 14 Colorado State	0	0	1	.000	2	0	1	0	11	0	0	0	0.0
vs. Savannah State	0	0	1	.000	2	0	1	0	16	0	0	0	0.0
at No. 16 Arizona	0	0	0	.000	1	1	0	2	29	0	0	0	1.0
vs. New Mexico State	0	0	0	.000	1	2	1	0	17	0	0	0	2.0
TCU	0	0	2	.000	3	0	0	1	18	0	0	0	0.0
at West Virginia	0	0	0	.000	1	3	0	1	16	0	0	0	3.0
Iowa State	0	0	0	.000	0	2	1	0	4	0	0	0	2.0
at Baylor	0	0	0	.000	1	0	0	0	10	0	0	0	0.0
Oklahoma	0	0	0	.000	3	2	1	0	13	0	0	0	2.0
Texas Tech	0	0	0	.000	1	0	2	1	8	0	0	0	0.0
at Kansas State	0	0	0	.000	2	0	1	1	11	0	0	0	0.0
No. 7 Kansas	0	0	0	.000	4	0	0	0	7	0	0	0	0.0
at TCU	0	0	0	.000	0	0	0	1	10	0	0	0	0.0
at Texas Tech	0	0	0	.000	3	1	2	0	12	0	0	0	1.0
West Virginia	0	0	1	.000	1	1	1	1	11	0	0	0	1.0
at No. 10 Kansas	0	0	0	.000	1	1	1	1	17	0	0	0	1.0
at Iowa State	0	0	0	.000	3	1	0	0	16	0	0	0	1.0
Baylor	0	0	0	.000	1	0	1	0	10	0	0	0	0.0
Kansas State	0	0	0	.000	3	1	2	1	12	0	0	0	1.0
at Oklahoma	0	0	0	.000	2	0	1	0	18	0	0	0	0.0
Fairfield	0	0	0	.000	1	0	1	0	14	0	0	0	0.0
No. 17 Purdue	0	0	0	.000	1	2	0	1	18	0	0	0	2.0
No. 14 UCLA	0	0	0	.000	1	0	3	0	14	0	0	0	0.0
No. 11 Florida	0	0	0	.000	4	1	1	2	21	0	0	0	1.0

## McCoy's Career Statistics

Season	MP	SP	K	KPS	TA	PCT	A	APS	SA	SAPS	DIG	DPS	BS	BA	TB	BPS	PTS	PPS
2014	30	105	1	0.01	8	.000	68	0.65	20	0.19	394	3.75	0	0	0	0.00	21.0	0.20
2015	31	107	0	0.00	6	.000	56	0.52	22	0.21	439	4.10	0	0	0	0.00	22.0	0.21
<b>Career</b>	<b>61</b>	<b>212</b>	<b>1</b>	<b>0.01</b>	<b>14</b>	<b>.000</b>	<b>124</b>	<b>0.58</b>	<b>42</b>	<b>0.20</b>	<b>833</b>	<b>3.93</b>	<b>0</b>	<b>0</b>	<b>0</b>	<b>0.00</b>	<b>43.0</b>	<b>0.20</b>



# Amy Neal #9

**Outside Hitter • Senior • 5-10**

**Austin, Texas • Lake Travis**

	<b>Season High</b>	<b>Career High</b>
Kills	24 vs. Arizona (9-18-15)	Same
Hitting Pct.	.643 vs. Savannah State (9-18-15)	Same
Assists	2 (5x), last vs. UCLA (12-11-15)	4 vs. TCU (10-30-13)
Aces	5 vs. Colorado State (9-13-15)	Same
Digs	15 vs. Kansas State (11-21-15)	20 vs. Penn State (9-7-13)
Solo Blocks		1 (3x), last vs. Stanford (9-8-13)
Block Assists	3 (3x), last vs. Florida (12-12-15)	5 vs. San Diego (8-31-13)
Total Blocks	3 (3x), last vs. Florida (12-12-15)	6 vs. San Diego (8-31-13)
Points	25.5 at Kansas (11-11-15)	Same

## As a Senior in 2015 ...

2015 Big 12 Player of the Year ... Named to the NCAA Austin Regional All-Tournament Team ... 2015 All-Southwest Region ... 2015 All-Big 12 First Team ... named Big 12 Offensive Player of the Week twice (Oct. 19 and Sept. 28) ... 2015 Academic All-Big 12 First Team ... named the Wildcat Classic Most Valuable Player ... named to the VERT Challenge All-Tournament Team ... registered 13 kills, 12 digs and two aces vs. Florida (12-12-15) ... finished with 18 kills and 12 digs vs. UCLA (12-11-15) ... had 17 kills, seven digs and two aces vs. Purdue (12-4-15) ... recorded 14 kills, three aces and six digs vs. Fairfield (12-3-15) ... posted 18 kills, a team-high 15 digs and two aces vs. Kansas State (11-21-15) ... registered 13 kills and three aces vs. Baylor (11-18-15) ... had 12 kills and seven digs at Iowa State (11-14-15) ... recorded 21 kills hitting 273, 12 digs and four service aces at Kansas (11-11-15) ... posted 13 kills on a .303 hitting percentage vs. West Virginia (11-5-15) ... registered a team-high 13 kills and eight digs at Texas Tech (10-30-15) ... had a team-high 10 kills, four digs and three blocks at TCU (10-28-15) ... recorded 14 kills and 11 digs vs. Kansas (10-23-15) ... posted a team-high 13 kills, 10 digs, two blocks and one ace at Kansas State (10-21-15) ... registered 19 kills hitting .485 and 12 digs vs. Texas Tech (10-17-15) ... recorded a team-high 20 kills hitting .298, six digs and two aces vs. Oklahoma (10-11-15) ... had a team-high 12 kills hitting .273 and 10 digs at Baylor (10-7-15) ... posted 11 kills hitting .360 and six digs vs. Iowa State (10-3-15) ... registered a team-high 11 kills, two aces and three digs at West Virginia (9-25-15) ... recorded her third-straight match with double-digit kills with 18, hitting .255, also with seven digs and one ace vs. TCU (9-23-15) ... had 16 kills, hitting .238, also with three aces and eight digs vs. New Mexico State (9-19-15) ... posted a career-high 24 kills, while also adding 10 digs and two blocks vs. Arizona (9-18-15) ... recorded nine kills, hitting a career-high .643 vs. Savannah State (9-18-15) ... registered five aces, nine kills and eight digs vs. Colorado State (9-13-15) ... posted her seventh season with double-digit kills with 14, also with two aces and five digs vs. Santa Clara (9-11-15) ... recorded 17 kills, hitting .351 and a season-high three blocks vs. UTSA (9-11-15) ... had a career day vs. Florida (9-5-15), posting 18 kills (.316), two aces, six digs and two blocks for 21.0 points ... recorded 12 digs, two aces and nine digs vs. Nebraska (9-4-15) ... had a team-high 12 kills and nine digs vs. LSU (8-29-15) ... posted a team-high 10 kills on .381 hitting percentage, while also recording 10 digs and four service aces vs. UCI (8-29-15) ... opened the season with 11 kills on a .375 hitting percentage and nine digs vs. Rice (8-28-15).

## 2015 Neal Match-by-Match

OPPONENT	K	E	TA	PCT	AST	SA	SE	RE	DIG	BS	BA	BE	PTS
Rice	11	2	24	.375	2	1	3	0	9	0	1	0	12.5
UCI	10	2	21	.381	0	4	4	2	10	0	0	0	14.0
LSU	12	5	42	.167	2	0	2	1	9	0	0	0	12.0
No. 4 Nebraska	12	4	31	.258	0	2	5	1	9	0	1	0	14.5
No. 4 Florida	18	6	38	.316	1	2	5	4	6	0	2	0	21.0
UTSA	17	4	37	.351	0	0	1	1	3	0	3	0	18.5
Santa Clara	14	5	31	.290	0	2	3	1	5	0	1	0	16.5
No. 14 Colorado State	9	5	31	.129	1	5	1	2	8	0	1	1	14.5
vs. Savannah State	9	0	14	.643	1	0	1	1	3	0	1	0	9.5
at No. 16 Arizona	24	11	62	.210	0	0	3	0	10	0	2	0	25.0
vs. New Mexico State	16	6	42	.238	2	3	2	1	8	0	1	0	19.5
TCU	18	5	51	.255	1	1	4	0	7	0	1	0	19.5
at West Virginia	11	5	30	.200	1	2	3	0	3	0	1	0	13.5
Iowa State	11	2	25	.360	0	0	2	0	6	0	1	1	11.5
at Baylor	12	3	33	.273	1	0	2	2	10	0	0	0	12.0
Oklahoma	20	6	47	.298	0	2	3	2	6	0	2	2	23.0
Texas Tech	19	3	33	.485	0	1	4	0	12	0	2	0	21.0
at Kansas State	13	4	43	.209	1	1	1	1	10	0	2	1	15.0
No. 7 Kansas	14	4	35	.286	0	1	2	0	11	0	1	0	15.5
at TCU	10	6	27	.148	0	1	2	2	4	0	3	0	12.5
at Texas Tech	13	5	36	.222	1	0	2	2	8	0	1	0	13.5
West Virginia	13	3	33	.303	2	2	2	0	5	0	2	0	16.0
at No. 10 Kansas	21	6	55	.273	1	4	4	3	12	0	1	0	25.5
at Iowa State	12	3	42	.214	0	0	3	1	7	0	1	0	12.5
Baylor	13	3	37	.270	1	3	0	2	5	0	2	0	17.0
Kansas State	18	5	49	.265	1	2	2	3	15	0	1	0	20.5
at Oklahoma	15	3	27	.444	1	2	1	0	10	0	0	0	17.0
Fairfield	14	5	32	.281	0	3	3	0	6	0	2	0	18.0
No. 17 Purdue	17	6	42	.262	0	2	2	0	7	0	1	1	19.5
No. 14 UCLA	18	6	58	.207	2	1	2	1	12	0	1	0	19.5
No. 11 Florida	13	7	42	.143	0	2	6	4	12	0	3	0	16.5

## Neal's Career Statistics

Season	MP	SP	K	KPS	TA	PCT	A	APS	SA	SAPS	DIG	DPS	BS	BA	TB	BPS	PTS	PPS
2012	20	41	7	0.17	29	.138	0	0.00	2	0.05	18	0.44	0	0	0	0.00	9.0	0.22
2013	30	108	48	0.44	192	.109	18	0.17	24	0.22	237	2.19	3	11	14	0.13	80.5	0.74
2014	27	91	204	2.24	565	.223	19	0.21	22	0.24	263	2.89	0	30	30	0.33	241.0	2.65
2015	31	106	447	4.22	1150	.267	22	0.21	49	0.46	248	2.34	0	41	41	0.39	516.5	4.87
<b>Career</b>	<b>108</b>	<b>346</b>	<b>706</b>	<b>2.04</b>	<b>1,936</b>	<b>.237</b>	<b>59</b>	<b>0.17</b>	<b>97</b>	<b>0.28</b>	<b>766</b>	<b>2.21</b>	<b>3</b>	<b>82</b>	<b>85</b>	<b>0.25</b>	<b>847.0</b>	<b>2.45</b>



# Chiaka Ogbogu #11

**Midde Blocker • Junior • 6-2**  
**Coppell, Texas • Coppell**

	Season High	Career High
Kills	18 vs. Kansas State (11-21-15)	Same
Hitting Pct.	.750 vs. West Virginia (11-5-15)	.833 at Texas Tech (11-16-13)
Assists	2 vs. Purdue (12-4-15)	Same
Aces	2 vs. Nebraska (9-4-15)	3 vs. Northwestern State (12-4-14)
Digs	8 (2x), last vs. Purdue (12-4-15)	Same
Solo Blocks	2 (2x), last vs. Purdue (12-4-15)	2 (4x), last vs. Purdue (12-4-15)
Block Assists	8 vs. Oklahoma (10-11-15)	8 (4x), last vs. Oklahoma (10-11-15)
Total Blocks	10 vs. Oklahoma (10-11-15)	Same
Points	20.0 vs. Kansas State (11-21-15)	20.0 (2x), last vs. Kansas State (11-21-15)

## As a Junior in 2015 ...

Named the NCAA Austin Regional Most Valuable Player ... 2015 All-Big 12 First Team ... 2015 All-Southwest Region ... earned Big 12 Offensive Player of the Week honors on Sept. 14 ... named to the Wildcat Classic All-Tournament Team ... named to the VERT Challenge All-Tournament Team ... finished with 15 kills on a .462 hitting percentage and three blocks vs. Florida (12-12-15) ... posted 13 kills hitting .478, four digs and four blocks vs. UCLA (12-11-15) ... had nine kills, eight digs and four blocks vs. Purdue (12-4-15) ... registered seven kills vs. Fairfield (12-3-15) ... recorded nine kills and six blocks at Oklahoma (11-27-15) ... posted a career-high 18 kills on a .643 hitting percentage, four digs and a team-high four blocks vs. Kansas State (11-21-15) ... had five kills and four blocks vs. Baylor (11-18-15) ... registered nine kills and five blocks at Iowa State (11-14-15) ... recorded eight kills and a team-high six blocks at Kansas (11-11-15) ... posted a season-high .750 hitting percentage on nine kills vs. West Virginia (11-5-15) ... had nine kills hitting .667 at Texas Tech (10-30-15) ... registered a team-high 10 kills and two blocks at TCU (10-28-15) ... recorded nine kills and a team-high five blocks vs. Kansas (10-23-15) ... posted five kills hitting .444 at Kansas State (10-21-15) ... had nine kills hitting .471 and a team-high eight blocks vs. Texas Tech (10-17-15) ... registered 12 kills hitting .346 and a career-high 10 blocks vs. Oklahoma (10-11-15) ... posted eight kills hitting .467 and three blocks at Baylor (10-7-15) ... recorded six kills and a team-high four blocks vs. Iowa State (10-3-15) ... had six kills and three blocks at West Virginia (9-25-15) ... recorded 13 kills hitting .417 and three blocks vs. TCU (9-23-15) ... matched her career-high with 15 kills, hitting .406 vs. New Mexico State (9-19-15) ... registered 10 kills, eight digs and seven blocks vs. Arizona (9-18-15) ... posted eight kills hitting .727 vs. Savannah State (9-18-15) ... added eight kills on a .727 hitting percentage with one ace vs. Colorado State (9-13-15) ... recorded a career-high 15 kills, hitting .609 while also adding five blocks vs. Santa Clara (9-11-15) ... matched her career-high with 14 kills vs. UTSA, hitting .583, also with five digs and five blocks (9-11-15) ... posted a season-high 10 kills and three blocks vs. Florida (9-5-15) ... added nine kills, two aces, seven blocks and three digs vs. Nebraska (9-4-15) ... had seven kills and four blocks against LSU (8-29-15) ... posted nine kills on a .500 hitting percentage, five blocks and one ace vs. UCI (8-29-15) ... recorded six kills, hitting .455 and four blocks in Texas' season opener vs. Rice (8-28-15).

## 2015 Ogbogu Match-by-Match

OPPONENT	K	E	TA	PCT	AST	SA	SE	RE	DIG	BS	BA	BE	PTS
Rice	6	1	11	.455	0	0	0	0	0	1	3	1	8.5
UCI	9	1	16	.500	0	1	1	0	0	0	5	0	12.5
LSU	7	3	15	.267	0	0	0	0	1	0	4	0	9.0
No. 4 Nebraska	9	1	25	.320	1	2	2	0	3	1	7	0	15.5
No. 4 Florida	1	4	27	.222	0	0	2	0	1	0	3	0	11.5
UTSA	14	0	24	.583	0	0	1	0	5	0	5	0	16.5
Santa Clara	15	1	23	.609	0	1	0	0	1	0	5	0	18.5
No. 14 Colorado State	8	0	11	.727	0	1	1	0	0	0	1	1	9.5
vs. Savannah State	8	0	11	.727	0	1	1	0	0	0	2	0	10.0
at No. 16 Arizona	10	4	26	.231	0	0	1	0	8	0	7	0	13.5
vs. New Mexico State	15	2	32	.406	0	0	0	0	0	0	4	0	17.0
TCU	13	3	24	.417	0	0	1	0	2	0	3	0	14.5
at West Virginia	6	1	14	.357	0	0	0	0	0	0	3	0	7.5
Iowa State	6	2	17	.235	0	1	1	0	1	0	4	0	9.0
at Baylor	8	1	15	.467	1	1	0	0	2	0	3	0	10.5
Oklahoma	12	3	26	.346	0	0	0	0	4	2	8	1	18.0
Texas Tech	9	1	17	.471	0	0	1	0	3	1	7	2	13.5
at Kansas State	5	1	9	.444	0	0	1	0	4	0	2	1	6.0
No. 7 Kansas	9	3	20	.300	0	0	1	0	1	0	5	0	11.5
at TCU	10	5	21	.238	0	0	2	0	2	0	2	1	11.0
at Texas Tech	9	1	12	.667	0	0	4	0	0	0	2	0	10.0
West Virginia	9	0	12	.750	0	0	0	0	2	0	2	0	10.0
at No. 10 Kansas	8	3	18	.278	0	0	2	0	3	0	6	1	11.0
at Iowa State	11	3	21	.381	0	1	1	0	0	0	5	0	14.5
Baylor	5	2	10	.300	0	0	1	0	1	0	4	2	7.0
Kansas State	18	0	28	.643	0	0	2	0	4	0	4	1	20.0
at Oklahoma	9	4	16	.312	0	0	1	0	1	0	6	0	12.0
Fairfield	7	3	13	.308	0	0	0	0	1	0	1	1	7.5
No. 17 Purdue	9	4	21	.238	2	0	1	0	8	2	2	0	12.0
No. 14 UCLA	13	2	23	.478	0	1	2	0	4	1	3	0	16.5
No. 11 Florida	15	3	26	.462	0	1	2	0	2	0	3	1	17.5

## Ogbogu's Career Statistics

Season	MP	SP	K	KPS	TA	PCT	A	APS	SA	SAPS	DIG	DPS	BS	BA	TB	BPS	PTS	PPS
2013	24	84	146	1.74	288	.389	1	0.01	0	0.00	18	0.21	7	84	91	1.08	195.0	2.32
2014	29	102	213	2.09	412	.420	5	0.05	17	0.17	69	0.68	15	121	136	1.33	305.5	3.00
2015	31	107	302	2.82	584	.411	4	0.04	11	0.10	64	0.60	8	121	129	1.21	381.5	3.57
<b>Career</b>	<b>84</b>	<b>293</b>	<b>661</b>	<b>2.26</b>	<b>1,284</b>	<b>.409</b>	<b>10</b>	<b>0.03</b>	<b>28</b>	<b>0.10</b>	<b>151</b>	<b>0.52</b>	<b>30</b>	<b>326</b>	<b>356</b>	<b>1.22</b>	<b>882.0</b>	<b>3.01</b>



# Morgan Johnson #12

**Middle Blocker • Freshman • 6-3**  
**DeSoto, Texas • DeSoto**

	<b>Season High</b>	<b>Career High</b>
Kills	6 (2x), last at Baylor (10-7-15)	Same
Hitting Pct.	.833 vs. Oklahoma (10-11-15)	Same
Assists		
Aces		
Digs	1 (4x), last at TCU (10-28-15)	Same
Solo Blocks	2 vs. Oklahoma (10-11-15)	
Block Assists	8 vs. Arizona (9-19-15)	Same
Total Blocks	8 vs. Arizona (9-19-15)	Same
Points	9.0 vs. Rice (8-29-15)	Same

## As a Freshman in 2015 ...

Named Big 12 Rookie of the Week on Aug. 31 ... recorded five kills on a career-high .833 hitting percentage and three blocks, including two solo vs. Oklahoma (10-11-15) ... had six kills hitting .714 and two blocks at Baylor (10-7-15) ... posted four kills and two blocks vs. New Mexico State (9-19-15) ... registered four kills and eight blocks vs. Arizona (9-18-15) ... recorded two kills and one block vs. Savannah State (9-18-15) ... contributed two kills and two blocks vs. Colorado State (9-13-15) ... added two kills vs. Florida (9-5-15) ... had five kills and two blocks vs. LSU (8-29-15) ... contributed four kills (.429) and three blocks vs. UCI (8-29-15) ... posted six kills on a .556 hitting percentage and a team-high six blocks in her Texas debut vs. Rice (8-28-15).

## 2015 Johnson Match-by-Match

OPPONENT	K	E	TA	PCT	AST	SA	SE	RE	DIG	BS	BA	BE	PTS
Rice	6	1	9	.556	0	0	0	0	1	0	6	0	9.0
UCI	4	1	7	.429	0	0	0	0	1	0	3	0	5.5
LSU	5	2	11	.273	0	0	0	0	0	0	2	0	6.0
No. 4 Nebraska	DNP												
No. 4 Florida	2	4	8	-.250	0	0	0	0	0	0	0	1	2.0
UTSA	0	1	2	-.500	1	0	0	0	0	0	1	0	0.5
Santa Clara	DNP												
No. 14 Colorado State	2	2	6	.000	1	0	0	0	0	0	2	0	3.0
vs. Savannah State	2	1	4	.250	0	0	0	0	0	0	1	0	2.5
at No. 16 Arizona	4	3	11	.091	0	0	0	1	0	0	8	0	8.0
vs. New Mexico State	4	2	9	.222	0	0	0	0	0	0	2	0	5.0
TCU	DNP												
at West Virginia	DNP												
Iowa State	DNP												
at Baylor	6	1	7	.714	0	0	0	0	0	0	2	0	7.0
Oklahoma	5	0	6	.833	0	0	0	0	1	2	1	0	7.5
Texas Tech	DNP												
at Kansas State	DNP												
No. 7 Kansas	DNP												
at TCU	1	0	1	1.00	0	0	0	0	1	0	0	0	1.0
at Texas Tech	DNP												
West Virginia	1	0	2	.500	0	0	0	0	0	0	0	0	1.5
at No. 10 Kansas	DNP												
at Iowa State	DNP												
Baylor	DNP												
Kansas State	DNP												
at Oklahoma	DNP												
Fairfield	1	1	2	.000	0	0	0	0	0	0	0	0	1.0
No. 17 Purdue	DNP												
No. 14 UCLA	DNP												
No. 11 Florida	0	0	0	.000	0	0	0	0	0	0	0	0	0.0

## Johnson's Career Statistics

Season	MP	SP	K	KPS	TA	PCT	A	APS	SA	SAPS	DIG	DPS	BS	BA	TB	BPS	PTS	PPS
2015	15	38	43	1.13	85	.282	2	0.05	0	0.00	4	0.11	2	29	31	0.82	59.5	1.57



# Kate Palladino #14

**Libero • Sophomore • 5-4**  
**Pflugerville, Texas • Pflugerville**

	Season High _____	Career High _____
Kills	_____	_____
Hitting Pct.	_____	_____
Assists	_____	_____
Aces	1 vs. Savannah State (9-18-15) _____	_____
Digs	2 vs. Savannah State (9-18-15) _____	_____
Solo Blocks	_____	_____
Block Assists	_____	_____
Total Blocks	_____	_____
Points	1.0 vs. Savannah State (9-18-15) _____	_____

## As a Sophomore in 2015 ...


Had two digs and one ace in her season debut vs. Savannah State (9-18-15).

## 2015 Palladino Match-by-Match

OPPONENT	K	E	TA	PCT	AST	SA	SE	RE	DIG	BS	BA	BE	PTS
Rice	DNP												
UCI	DNP												
LSU	DNP												
No. 4 Nebraska	DNP												
No. 4 Florida	DNP												
UTSA	DNP												
Santa Clara	DNP												
No. 14 Colorado State	DNP												
vs. Savannah State	0	0	0	.000	0	1	1	0	2	0	0	0	1.0
at No. 16 Arizona	DNP												
vs. New Mexico State	DNP												
TCU	DNP												
at West Virginia	DNP												
Iowa State	DNP												
at Baylor	DNP												
Oklahoma	DNP												
Texas Tech	DNP												
at Kansas State	DNP												
No. 7 Kansas	DNP												
at TCU	DNP												
at Texas Tech	DNP												
West Virginia	DNP												
at No. 10 Kansas	DNP												
at Iowa State	DNP												
Baylor	DNP												
Kansas State	DNP												
at Oklahoma	DNP												
Fairfield	DNP												
No. 17 Purdue	DNP												
No. 14 UCLA	DNP												
No. 11 Florida	DNP												

## Palladino's Career Statistics

Season	MP	SP	K	KPS	TA	PCT	A	APS	SA	SAPS	DIG	DPS	BS	BA	TB	BPS	PTS	PPS
2014	4	8	0	0.00	0	.000	1	0.12	1	0.12	2	0.25	0	0	0	0.00	1.0	0.13
2015	1	1	0	0.00	0	.000	0	0.00	1	1.00	2	2.00	0	0	0	0.00	1.0	0.13
<b>Career</b>	<b>5</b>	<b>9</b>	<b>0</b>	<b>0.00</b>	<b>0</b>	<b>.000</b>	<b>1</b>	<b>0.11</b>	<b>2</b>	<b>0.22</b>	<b>4</b>	<b>0.44</b>	<b>0</b>	<b>0</b>	<b>0</b>	<b>0.00</b>	<b>2.0</b>	<b>0.22</b>



# Lauren Beard #16

**Libero • Freshman • 5-6**  
**Arlington, Texas • Arlington**

	Season High _____	Career High _____
Kills	_____	_____
Hitting Pct.	_____	_____
Assists	2 vs. UTSA (9-11-15) _____	Same
Aces	2 vs. UTSA (9-11-15) _____	Same
Digs	8 (3x), last vs. New Mexico State _____	Same
Solo Blocks	_____	_____
Block Assists	_____	_____
Total Blocks	_____	_____
Points	2.0 vs. UTSA (9-11-15) _____	Same

## As a Freshman in 2015 ...

Recorded eight digs and one assist vs. New Mexico State (9-19-15) ... posted seven digs and one ace vs. Arizona (9-18-15) ... registered six digs and one ace vs. Colorado State (9-13-15) ... had three digs vs. Santa Clara (9-11-15) ... posted a career-high two services aces along with two assists and four digs vs. UTSA (9-11-15) ... matched her career-high with eight digs vs. Florida (9-5-15) ... added one dig vs. Nebraska (9-4-15) ... posted six digs vs. LSU (8-29-15) ... had a season-high eight digs vs. UCI (8-29-15) ... contributed two digs, one assist and one ace in her Texas debut vs. Rice (8-28-15).

## 2015 Beard Match-by-Match

OPPONENT	K	E	TA	PCT	AST	SA	SE	RE	DIG	BS	BA	BE	PTS
Rice	0	0	0	.000	1	1	0	1	2	0	0	0	1.0
UCI	0	0	0	.000	0	0	1	0	8	0	0	0	0.0
LSU	0	0	0	.000	0	0	1	1	6	0	0	0	0.0
No. 4 Nebraska	0	0	0	.000	0	0	0	0	1	0	0	0	0.0
No. 4 Florida	0	0	0	.000	1	0	2	0	8	0	0	0	0.0
UTSA	0	0	0	.000	2	2	2	0	4	0	0	0	2.0
Santa Clara	0	0	0	.000	0	0	0	0	3	0	0	0	0.0
No. 14 Colorado State	0	0	0	.000	0	1	1	0	6	0	0	0	1.0
vs. Savannah State	DNP												
at No. 16 Arizona	0	0	0	.000	0	1	2	0	7	0	0	0	1.0
vs. New Mexico State	0	0	0	.000	1	0	1	1	8	0	0	0	0.0
TCU	0	0	0	.000	0	0	0	0	0	0	0	0	0.0
at West Virginia	DNP												
Iowa State	DNP												
at Baylor	DNP												
Oklahoma	DNP												
Texas Tech	DNP												
at Kansas State	DNP												
No. 7 Kansas	DNP												
at TCU	DNP												
at Texas Tech	DNP												
West Virginia	DNP												
at No. 10 Kansas	DNP												
at Iowa State	DNP												
Baylor	DNP												
Kansas State	DNP												
at Oklahoma	DNP												
Fairfield	DNP												
No. 17 Purdue	DNP												
No. 14 UCLA	DNP												
No. 11 Florida	DNP												

## Beard's Career Statistics

Season	MP	SP	K	KPS	TA	PCT	A	APS	SA	SAPS	DIG	DPS	BS	BA	TB	BPS	PTS	PPS
2015	11	35	0	0.0	0	.000	6	0.17	5	0.14	59	1.69	0	0	0	0.0	5.0	0.14



# Mirta Baselovic #17

**Middle Blocker • Sophomore • 6-3  
Split, Croatia • Marko Marulic**

	Season High	Career High
Kills	6 vs. Savannah State (9-18-15)	Same
Hitting Pct.	.750 vs. Savannah State (9-18-15)	Same
Assists		
Aces		
Digs	3 vs. TCU (9-23-15)	Same
Solo Blocks	1 vs. Florida (9-5-15)	Same
Block Assists	3 (2x), last vs. TCU (9-23-15)	5 vs. FAMU (9-13-14)
Total Blocks	3 (5x), last vs. TCU (9-23-15)	5 vs. FAMU (9-13-14)
Points	7.5 vs. Savannah State (9-18-15)	Same

## As a Sophomore in 2015 ...

Added two blocks vs. Kansas (10-23-15) ... had three blocks and a career-high three digs vs. TCU (9-23-15) ... recorded three kills and three blocks vs. New Mexico State (9-19-15) ... posted a career-high six kills on a .750 hitting percentage and three blocks vs. Savannah State (9-18-15) ... added one kills and one block vs. Colorado State (9-13-15) ... registered three kills on five attempts vs. Santa Clara (9-11-15) ... recorded a career-high five kills on a .667 hitting percentage vs. UTSA (9-11-15) ... posted career numbers with three kills, three blocks and 5.0 points vs. Florida (9-5-15) ... added one kill and three blocks vs. UCI (8-29-15).

## 2015 Baselovic Match-by-Match

OPPONENT	K	E	TA	PCT	AST	SA	SE	RE	DIG	BS	BA	BE	PTS
Rice	DNP												
UCI	1	0	1	1.00	0	0	0	0	0	0	3	0	2.5
LSU	DNP												
No. 4 Nebraska	DNP												
No. 4 Florida	3	0	3	1.00	0	0	0	0	0	1	2	0	5.0
UTSA	5	1	6	.667	0	0	0	0	0	0	2	0	6.0
Santa Clara	3	0	5	.600	0	0	0	0	0	0	1	0	3.5
No. 14 Colorado State	1	0	1	1.00	0	0	0	0	0	0	1	0	1.5
vs. Savannah State	6	0	8	.750	0	0	0	0	1	0	3	0	7.5
at No. 16 Arizona	0	1	4	-.250	0	0	0	0	0	0	0	0	0.0
vs. New Mexico State	3	1	6	.333	0	0	0	0	0	0	3	0	4.5
TCU	1	0	3	.333	0	0	0	0	3	0	3	0	2.5
at West Virginia	0	0	0	.000	0	0	0	0	1	0	0	0	7.0
Iowa State	0	0	0	.000	0	0	0	0	0	0	0	0	0.0
at Baylor	0	0	0	.000	0	0	0	0	0	0	0	0	0.0
Oklahoma	0	0	0	.000	0	0	0	0	0	0	0	0	0.0
Texas Tech	0	0	0	.000	0	0	0	0	0	0	0	0	0.0
at Kansas State	0	0	0	.000	0	0	0	0	1	0	0	0	0.0
No. 7 Kansas	0	0	0	.000	0	0	0	0	0	0	2	0	1.0
at TCU	0	0	0	.000	1	0	0	0	1	0	1	0	0.5
at Texas Tech	0	0	0	.000	0	0	0	0	0	0	0	0	0.0
West Virginia	0	0	1	.000	0	0	0	0	0	0	0	0	0.0
at No. 10 Kansas	0	0	0	.000	0	0	0	0	0	0	0	0	0.0
at Iowa State	0	0	0	.000	0	0	0	0	0	0	0	0	0.0
Baylor	0	0	0	.000	0	0	0	0	0	0	0	0	0.0
Kansas State	0	0	0	.000	0	0	0	0	0	0	0	0	0.0
at Oklahoma	0	0	0	.000	0	0	0	0	0	0	0	0	0.0
No. 17 Purdue	0	0	0	.000	0	0	0	0	0	0	0	0	0.0
No. 14 UCLA	0	0	0	.000	0	0	0	0	0	0	0	0	0.0
No. 11 Florida	0	0	0	.000	0	0	0	0	0	0	1	0	0.5

## Baselovic's Career Statistics

Season	MP	SP	K	KPS	TA	PCT	A	APS	SA	SAPS	DIG	DPS	BS	BA	TB	BPS	PTS	PPS
2014	3	6	2	0.40	5	.000	0	0.00	0	0.00	1	0.20	0	9	9	1.80	6.5	1.08
2015	28	57	23	0.40	38	.526	1	0.02	0	0.00	7	0.12	1	22	23	0.40	35.0	0.61
<b>Career</b>	<b>31</b>	<b>63</b>	<b>25</b>	<b>0.40</b>	<b>43</b>	<b>.442</b>	<b>1</b>	<b>0.02</b>	<b>0</b>	<b>0.00</b>	<b>8</b>	<b>0.13</b>	<b>1</b>	<b>31</b>	<b>32</b>	<b>0.51</b>	<b>41.5</b>	<b>0.66</b>



# Paulina Prieto Cerame

## #19

Outside Hitter • Junior • 6-2

San Juan, Puerto Rico • Palmer Trinity School/  
Penn State

	Season High	Career High
Kills	21 (2x), last at Oklahoma (11-27-15)	Same
Hitting Pct.	.600 vs. West Virginia (11-5-15)	Same
Assists	1 (2x), last vs. Santa Clara (9-11-15)	1 (3x), last vs. Florida (9-5-15)
Aces		
Digs	9 vs. Kansas State (11-21-15)	Same
Solo Blocks	2 vs. UCLA (12-11-15)	Same
Block Assists	6 vs. Nebraska (9-4-15)	7 at Iowa State (11-2-14)
Total Blocks	6 vs. Nebraska (9-4-15)	7 at Iowa State (11-2-14)
Points	22.0 at Oklahoma (11-27-15)	Same

### As a Junior in 2015 ...

Named to the NCAA Austin Regional All-Tournament Team ... 2015 All-Big 12 First Team ... 2015 All-Southwest Region ... Named Big 12 Offensive Player of the Week (Oct. 26 & Nov. 30) ... had a team-high 18 kills, four digs and three blocks vs. Florida (12-12-15) ... registered 12 kills and two solo blocks vs. UCLA (12-11-15) ... recorded eight kills and five blocks vs. Purdue (12-4-15) ... posted eight kills on a .583 hitting percentage vs. Fairfield (12-3-15) ... matched her career-high with 21 kills, hitting .439 at Oklahoma (11-27-15) ... registered 15 kills, nine digs and four blocks vs. Kansas State (11-21-15) ... had nine kills hitting .300 and three blocks at Iowa State (11-14-15) ... recorded a career-high 21 kills on a .543 hitting percentage at Kansas (11-11-15) ... posted 10 kills hitting a career-high .600 and added four blocks vs. West Virginia (11-5-15) ... registered 12 kills hitting .385 and three blocks at Texas Tech (10-30-15) ... had six kills at TCU (10-28-15) ... recorded a career-high 16 kills hitting a career-high .483 vs. Kansas (10-23-15) ... posted eight kills at Kansas State (10-21-15) ... registered six kills and two blocks vs. Texas Tech (10-17-15) ... had 10 kills hitting .350 and two digs vs. Oklahoma (10-11-15) ... recorded 10 kills hitting .389 at Baylor (10-7-15) ... posted seven kills, three digs and two blocks vs. Iowa State (10-3-15) ... registered seven kills and two digs at West Virginia (9-25-15) ... had a career-high .444 hitting percentage on nine kills and two blocks vs. TCU (9-23-15) ... recorded 13 kills and four digs vs. New Mexico State (9-19-15) ... posted 13 kills, four digs and four blocks vs. Arizona (9-18-15) ... added three kills on four attempts, two aces and three digs vs. Savannah State (9-18-15) ... registered a career-high 14 kills on a .414 hitting percentage vs. Colorado State (9-13-15) ... had six kills and four digs vs. Santa Clara (9-11-15) ... recorded seven kills and one block vs. UTSA (9-11-15) ... posted 10 kills and four digs vs. Florida (9-5-15) ... contributed seven kills, five digs and six blocks vs. Nebraska (9-4-15) ... recorded two kills and one dig vs. UCI (8-29-15) ... finished with nine kills and three blocks in Texas' season opener vs. Rice (8-28-15).

### 2015 Prieto Cerame Match-by-Match

OPPONENT	K	E	TA	PCT	AST	SA	SE	RE	DIG	BS	BA	BE	PTS
Rice	9	7	30	.067	0	0	0	0	1	0	3	0	10.5
UCI	2	1	14	.071	0	0	0	0	1	0	0	0	2.0
LSU	DNP												
No. 4 Nebraska	7	6	28	.036	0	0	0	2	5	0	6	0	10.0
No. 4 Florida	10	6	29	.138	1	0	0	0	4	0	0	0	10.0
UTSA	7	3	18	.222	0	0	1	0	0	0	1	0	7.5
Santa Clara	6	2	23	.174	1	0	0	0	4	0	1	0	6.5
No. 14 Colorado State	14	2	29	.414	0	0	0	0	3	0	2	0	15.0
vs. Savannah State	3	0	4	.750	0	2	0	0	3	0	0	0	5.0
at No. 16 Arizona	13	4	36	.250	0	0	0	0	4	0	4	0	15.0
vs. New Mexico State	13	7	37	.162	0	0	0	0	4	0	0	0	13.0
TCU	9	1	18	.444	0	0	0	0	2	1	1	0	10.5
at West Virginia	7	3	14	.286	0	0	0	0	2	0	0	0	7.0
Iowa State	7	3	21	.190	0	0	0	0	3	1	1	0	8.5
at Baylor	10	3	18	.389	0	0	0	2	1	0	0	0	10.0
Oklahoma	10	3	20	.350	0	0	0	0	2	0	1	1	10.5
Texas Tech	6	2	19	.211	0	0	0	1	2	0	2	0	7.0
at Kansas State	8	2	22	.273	0	0	0	0	0	0	1	0	8.5
No. 7 Kansas	16	2	29	.483	0	0	0	0	0	0	3	0	17.5
at TCU	6	4	24	.083	0	0	0	1	2	0	1	0	6.5
at Texas Tech	12	2	26	.385	0	0	0	0	1	0	3	0	13.5
West Virginia	10	1	15	.600	0	0	0	0	1	0	4	0	12.0
at No. 10 Kansas	21	2	35	.543	0	0	0	1	1	0	1	1	21.5
at Iowa State	9	3	20	.300	0	0	0	0	2	0	3	0	10.5
Baylor	10	4	18	.333	0	0	0	0	1	0	1	0	10.5
Kansas State	15	5	42	.238	0	0	0	0	9	1	3	0	17.5
at Oklahoma	21	3	41	.439	0	0	0	0	0	0	2	0	22.0
Fairfield	8	1	12	.583	0	0	0	0	1	0	0	1	8.0
No. 17 Purdue	8	5	24	.125	0	0	0	0	5	0	2	0	9.0
No. 14 UCLA	12	4	29	.276	0	0	0	0	4	2	0	0	14.0
No. 11 Florida	18	10	55	.145	0	0	0	0	4	1	2	0	20.0

### Prieto Cerame's Career Statistics

Season	MP	SP	K	KPS	TA	PCT	A	APS	SA	SAPS	DIG	DPS	BS	BA	TB	BPS	PTS	PPS
2013 (PSU)	29	66	89	1.35	210	.252	3	0.05	5	0.08	18	0.27	7	9	16	0.24	105.5	1.60
2014	27	86	166	1.93	407	.253	3	0.03	0	0.00	20	0.23	2	76	78	0.91	206.0	2.40
2015	30	102	307	3.01	750	.275	2	0.02	2	0.02	72	0.71	6	48	54	0.53	339.0	3.32
<b>Career</b>	<b>86</b>	<b>254</b>	<b>562</b>	<b>2.21</b>	<b>1367</b>	<b>.265</b>	<b>8</b>	<b>0.03</b>	<b>7</b>	<b>0.03</b>	<b>110</b>	<b>0.43</b>	<b>15</b>	<b>133</b>	<b>148</b>	<b>0.59</b>	<b>650.5</b>	<b>2.56</b>



# Chloe Collins #21

Setter • Junior • 5-7

Cypress, Texas • Cypress Woods

	Season High	Career High
Kills	4 vs. UTSA (9-11-15)	4 (3x), last vs. Florida (9-5-15)
Hitting Pct.	.600 vs. Rice (8-28-15)	.600 (2x), last vs. Rice (8-28-15)
Assists	63 at Arizona (9-18-15)	Same
Aces	3 (2x), last vs. Savannah State (9-18-15)	3 (3x), last vs. S.State (9-18-15)
Digs	12 vs. LSU (8-29-15)	16 vs. Penn State (9-7-13)
Solo Blocks	1 (5x), last vs. Baylor (11-18-15)	1 (7x), last vs. Baylor (11-18-15)
Block Assists	5 (2x), last vs. Fairfield (12-3-15)	Same
Total Blocks	6 at Arizona (9-18-15)	Same
Points	6.5 (2x), last vs. Kansas State (11-21-15)	Same

## As a Junior in 2015 ...

2015 All-Big 12 First Team ... 2015 All-Southwest Region ... 2015 Academic All-Big 12 Second Team ... registered 58 assists and 11 digs vs. Florida (12-12-15) ... posted 51 assists, eight digs and three blocks vs. UCLA (12-11-15) ... had 44 assists and five digs vs. Purdue (12-4-15) ... recorded 36 assists and five blocks vs. Fairfield (12-3-15) ... registered 44 assists at Oklahoma (11-27-15) ... posted five kills on a .556 hitting percentage, 56 assists and 10 digs vs. Kansas State (11-21-15) ... had 33 assists and two kills vs. Baylor (11-18-15) ... recorded her sixth double-double of the season with 31 assists and 10 digs at Iowa State (11-14-15) ... registered 57 assists and nine digs at Kansas (11-11-15) ... posted three kills on three attempts, 33 assists and five digs vs. West Virginia (11-5-15) ... had 33 assists and six digs at Texas Tech (10-30-15) ... registered 33 assists at TCU (10-28-15) ... recorded 32 assists and eight digs vs. Kansas (10-23-15) ... posted 34 assists and five digs at Kansas State (10-21-15) ... had 39 assists, four digs and two blocks vs. Texas Tech (10-17-15) ... registered 43 assists and 11 digs vs. Oklahoma (10-11-15) ... recorded two kills, seven digs and 37 assists at Baylor (10-7-15) ... had 37 assists and three digs vs. Iowa State (10-3-15) ... posted 29 assists and six digs at West Virginia (9-25-15) ... registered 38 assists, eight kills and two blocks vs. TCU (9-23-15) ... had her sixth match with 40 or more assists with 48 vs. New Mexico State (9-19-15) ... recorded a career-high 63 assists, while also adding 10 digs and six blocks vs. Arizona (9-18-15) ... posted two kills on two attempts, 20 assists and three aces vs. Savannah State (9-18-15) ... registered 33 assists, one ace, five digs, two kills and one block vs. No. 14 Colorado State (9-13-15) ... had a season-high four blocks, nine digs, three kills and 41 assists vs. Santa Clara (9-11-15) ... recorded 41 assists, four kills and five digs vs. UTSA (9-11-15) ... posted her second double-double of the season on 44 assists and a team-high 10 digs vs. Florida (9-5-15) ... tied her career-high with 46 assists, also with three kills, 13 digs and two blocks vs. Nebraska (9-4-15) ... posted three kills, 30 assists, 12 digs and two blocks vs. LSU (8-29-15) ... had 19 assists, three digs and one ace vs. UCI (8-29-15) ... recorded three kills on a .600 hitting percentage, 32 assists, seven digs, three aces and one block vs. Rice in Texas' season opener (8-28-15).

## 2015 Collins Match-by-Match

OPPONENT	K	E	TA	PCT	AST	SA	SE	RE	DIG	BS	BA	BE	PTS
Rice	3	0	5	.600	32	3	0	0	7	0	1	1	6.5
UCI	1	0	4	.250	19	1	1	0	3	0	1	1	2.5
LSU	3	1	7	.286	30	0	0	0	12	1	1	1	4.5
No. 4 Nebraska	3	2	7	.143	46	0	2	0	13	0	2	0	4.0
No. 4 Florida	4	2	12	.167	44	0	1	0	10	0	2	0	5.0
UTSA	4	0	8	.500	41	1	1	0	5	0	1	1	5.5
Santa Clara	3	3	10	.000	41	0	2	0	9	1	3	1	5.5
No. 14 Colorado State	2	1	5	.200	33	1	0	0	5	1	0	0	4.0
vs. Savannah State	2	0	2	1.00	20	3	1	0	3	0	0	0	5.0
at No. 16 Arizona	0	2	7	-.286	63	0	0	0	10	1	5	1	3.5
vs. New Mexico State	1	0	4	.250	48	0	0	0	4	0	4	0	3.0
TCU	1	0	8	.125	38	0	1	0	8	0	2	1	2.0
at West Virginia	1	0	3	.333	29	0	0	0	6	0	1	0	1.5
Iowa State	0	0	0	.000	37	0	1	0	3	0	0	0	0.0
at Baylor	2	1	4	.250	37	1	1	0	7	0	2	0	4.0
Oklahoma	0	1	2	-.500	43	1	0	0	11	0	4	3	3.0
Texas Tech	0	1	3	-.333	39	0	1	0	4	0	2	1	1.0
at Kansas State	2	0	7	.286	34	0	0	0	5	0	1	0	2.5
No. 7 Kansas	1	1	2	.000	32	1	1	0	8	0	0	0	2.0
at TCU	2	1	6	.167	33	0	0	0	1	0	1	0	2.5
at Texas Tech	0	0	3	.000	33	0	0	0	6	0	1	0	0.5
West Virginia	3	0	3	1.00	33	0	1	0	5	0	0	0	3.0
at No. 10 Kansas	1	0	5	.200	57	0	1	0	9	0	2	3	2.0
at Iowa State	0	0	1	.000	31	0	1	0	10	0	2	0	1.0
Baylor	2	1	4	.250	33	1	2	0	2	1	1	2	4.5
Kansas State	5	0	9	.556	56	1	1	0	10	0	1	0	6.5
at Oklahoma	1	1	3	.000	44	0	2	0	2	0	0	0	1.0
Fairfield	1	1	3	.000	36	0	1	0	3	0	5	0	3.5
No. 17 Purdue	2	3	6	-.167	44	0	0	0	5	0	0	1	2.0
No. 14 UCLA	0	0	5	.000	51	0	0	0	8	0	3	0	1.5
No. 11 Florida	0	0	3	.000	58	0	0	0	11	1	0	0	1.0

## Collins's Career Statistics

Season	MP	SP	K	KPS	TA	PCT	A	APS	SA	SAPS	DIG	DPS	BS	BA	TB	BPS	PTS	PPS
2013	21	57	21	0.37	59	.153	403	7.07	2	0.04	98	1.72	2	15	17	0.30	32.5	0.56
2014	30	105	4	0.04	16	.133	622	5.92	11	0.10	166	1.58	0	3	3	0.03	16.5	0.16
2015	31	107	50	0.47	151	.185	1215	11.36	14	0.13	205	1.92	6	48	54	0.50	94.0	0.88
<b>Career</b>	<b>82</b>	<b>269</b>	<b>75</b>	<b>0.28</b>	<b>226</b>	<b>.173</b>	<b>2240</b>	<b>8.33</b>	<b>27</b>	<b>0.10</b>	<b>469</b>	<b>1.74</b>	<b>8</b>	<b>66</b>	<b>74</b>	<b>0.28</b>	<b>143.0</b>	<b>0.53</b>



# Natalie Gilbert #23

**Libero • Freshman • 5-8**  
**Dallas, Texas • Coppell**

	Season High _____	Career High _____
Kills	_____	_____
Hitting Pct.	_____	_____
Assists	_____	_____
Aces	_____	_____
Digs	_____	_____
Solo Blocks	_____	_____
Block Assists	_____	_____
Total Blocks	_____	_____
Points	_____	_____

## As a Freshman in 2015 ...

Saw action for the first time as a Longhorn vs. Savannah State.

## 2015 Gilbert Match-by-Match

OPPONENT	K	E	TA	PCT	AST	SA	SE	RE	DIG	BS	BA	BE	PTS
Rice	DNP												
UCI	DNP												
LSU	DNP												
No. 4 Nebraska	DNP												
No. 4 Florida	DNP												
UTSA	DNP												
Santa Clara	DNP												
No. 14 Colorado State	DNP												
vs. Savannah State	1	0	0	.000	0	0	0	0	0	0	0	0	0.0
at No. 16 Arizona	DNP												
vs. New Mexico State	DNP												
TCU	DNP												
at West Virginia	DNP												
Iowa State	DNP												
at Baylor	DNP												
Oklahoma	DNP												
Texas Tech	DNP												
at Kansas State	DNP												
No. 7 Kansas	DNP												
at TCU	DNP												
at Texas Tech	DNP												
West Virginia	DNP												
at No. 10 Kansas	DNP												
at Iowa State	DNP												
Baylor	DNP												
Kansas State	DNP												
at Oklahoma	DNP												
Fairfield	DNP												
No. 17 Purdue	DNP												
No. 14 UCLA	DNP												
No. 11 Florida	DNP												

## Gilbert's Career Statistics

Season	MP	SP	K	KPS	TA	PCT	A	APS	SA	SAPS	DIG	DPS	BS	BA	TB	BPS	PTS	PPS
2015	1	1	0	0.0	0	.000	0	0.0	0	0.0	0	0.0	0	0	0	0.0	0.0	0.0



# Yaazie Bedart-Ghani

## #27

**Outside Hitter • Freshman • 6-4**

**Los Angeles, Calif. • Redondo Union**

	Season High	Career High
Kills	9 vs. Purdue (12-4-15)	Same
Hitting Pct.	.800 vs. Kansas State (11-21-15)	Same
Assists		
Aces		
Digs	4 at Iowa State (11-14-15)	Same
Solo Blocks	2 at Texas Tech (10-30-15)	
Block Assists	6 at Oklahoma (11-27-15)	Same
Total Blocks	7 at Oklahoma (11-27-15)	Same
Points	10.5 vs. Purdue (12-4-15)	Same

### As a Freshman in 2015 ...

2015 All-Big 12 Freshman Team ... named Big 12 Rookie of the Week (Oct. 5 & Nov. 30) ... posted eight kills on a .412 hitting percentage and four blocks vs. Florida (12-12-15) ... recorded five kills and three blocks vs. UCLA (12-11-15) ... had a career-high nine kills and two blocks vs. Purdue (12-4-15) ... finished with a career-high seven blocks at Oklahoma (11-27-15) ... registered four kills on an .800 hitting percentage vs. Kansas State (11-21-15) ... posted six kills and four blocks vs. Baylor (11-18-15) ... recorded three kills, four blocks and four digs at Iowa State (11-14-15) ... had three kills and three blocks at Kansas (11-11-15) ... registered four kills and a career-high two solo blocks at Texas Tech (10-30-15) ... posted four kills at TCU (10-28-15) ... recorded three kills and two blocks vs. Kansas (10-23-15) ... had a career-high eight kills at Kansas State (10-21-15) ... added six kills hitting .400 vs. Texas Tech (10-17-15) ... tied her career-high with seven kills, only committing one error for a .667 hitting percentage while also adding two digs and three blocks vs. Iowa State (10-3-15) ... posted seven kills on 10 attempts and no errors (.700) and a team-high five blocks at West Virginia (9-25-15) ... registered four kills on a .333 hitting percentage and three blocks vs. Savannah State (9-18-15) ... recorded four kills vs. LSU (8-29-15) ... had three kills and two blocks vs. UCI (8-29-15) ... posted one kills in her Texas debut vs. Rice (8-28-15).

### 2015 Bedart-Ghani Match-by-Match

OPPONENT	K	E	TA	PCT	AST	SA	SE	RE	DIG	BS	BA	BE	PTS
Rice	1	0	3	.333	0	0	0	0	0	0	0	0	1.0
UCI	3	1	11	.182	0	0	0	0	1	0	2	0	4.0
LSU	4	0	17	.235	0	0	0	1	0	0	0	0	4.0
No. 4 Nebraska	DNP												
No. 4 Florida	DNP												
UTSA	DNP												
Santa Clara	DNP												
No. 14 Colorado State	DNP												
vs. Savannah State	4	1	9	.333	0	0	0	0	1	0	3	0	5.5
at No. 16 Arizona	DNP												
vs. New Mexico State	DNP												
TCU	0	1	4	-.250	0	0	0	0	2	0	1	0	0.5
at West Virginia	7	0	10	.700	0	0	0	0	2	0	5	0	9.5
Iowa State	7	1	9	.667	0	0	0	0	2	0	3	0	8.5
at Baylor	DNP												
Oklahoma	DNP												
Texas Tech	6	2	10	.400	0	0	0	0	1	0	2	1	7.0
at Kansas State	8	4	19	.211	0	0	0	0	1	0	1	0	8.5
No. 7 Kansas	3	0	10	.300	0	0	0	0	1	0	2	0	4.0
at TCU	4	3	10	.100	0	0	0	0	1	0	0	0	4.0
at Texas Tech	4	2	9	.222	0	0	0	0	1	2	2	0	7.0
West Virginia	1	0	9	.111	0	0	0	0	0	0	1	1	1.5
at No. 10 Kansas	3	0	8	.375	0	0	0	0	1	0	3	1	4.5
at Iowa State	3	1	5	.400	0	0	0	0	4	0	4	0	5.0
Baylor	6	3	11	.273	0	0	0	0	1	0	4	0	8.0
Kansas State	4	0	5	.800	0	0	1	0	1	0	2	0	5.0
at Oklahoma	3	1	8	.250	0	0	0	0	2	1	6	0	7.0
Fairfield	2	2	7	.000	0	0	0	0	0	0	1	0	2.5
No. 17 Purdue	9	4	21	.238	1	0	0	0	2	1	1	0	10.5
No. 14 UCLA	5	2	12	.250	0	0	0	0	3	0	3	0	6.5
No. 11 Florida	8	1	17	.412	0	0	0	0	1	0	4	1	10.0

### Bedart-Ghani's Career Statistics

Season	MP	SP	K	KPS	TA	PCT	A	APS	SA	SAPS	DIG	DPS	BS	BA	TB	BPS	PTS	PPS
2015	22	66	95	1.44	224	.295	1	0.02	0	0.00	29	0.44	4	50	54	0.82	124.0	1.88

2015 Match-by-Match Leaders

Opponent	Kills	Attacks	Assists	Aces	Digs	Total Blocks	Points
Rice	Neal (11)	Prieto Cerame (30)	Collins (32)	Collins (3)	McCoy (15)	Johnson (6)	Neal (12.5)
UC Irvine	Neal (10)	Neal (21)	Collins (19)	Neal (4)	Neal (10)	McCage (5) Ogbogu (5)	Neal (14.0)
LSU	Neal (12)	Neal (42)	Collins (30)	McCoy (1)	McCoy (22)	McCage (5)	Neal (12.0)
No. 4 Nebraska	Nwanebu (22)	Nwanebu (54)	Collins (46)	Neal (2) Ogbogu (2)	McCoy (19)	McCage (7) Ogbogu (7)	Nwanebu (24.0)
No. 4 Florida	Neal (18)	Neal (38)	Collins (44)	Neal (2)	Collins (10)	Ogbogu (3)	Neal (21.0)
UTSA	Neal (17)	Neal (37)	Collins (41)	Beard (2)	McCoy (21)	Ogbogu (5)	Neal (18.5)
Santa Clara	Ogbogu (15)	Neal (31)	Collins (41)	Neal (2)	McCoy (12)	Ogbogu (5)	Ogbogu (18.5)
No. 14 Colorado State	Prieto Cerame (14)	Neal (31)	Collins (33)	Neal (5)	McCoy (11)	Johnson (2) Prieto Cerame (2)	Prieto Cerame (15.0)
vs. Savannah State	Neal (9)	Neal (14)	Collins (20)	Collins (3)	McCoy (16)	Baselovic (3) Bedart-Ghani (3)	Ogbogu (10.0)
at No. 16 Arizona	Neal (24)	Neal (62)	Collins (63)	Brooks (2)	McCoy (29)	Johnson (8)	Neal (25.0)
vs. New Mexico State	Neal (16)	Neal (42)	Collins (48)	Neal (3)	McCoy (17)	McCage (4) Ogbogu (4) Collins (4)	Neal (19.5)
TCU	Neal (18)	Neal (51)	Collins (38)	Neal (1)	McCoy (18)	McCage (6)	Neal (19.5)
at West Virginia	Neal (11)	Neal (30)	Collins (29)	McCoy (3)	McCoy (16)	Bedart-Ghani (5)	Neal (13.5)
Iowa State	McCage (12)	Neal (25)	Collins (37)	McCoy (2)	Neal (6) Dalton (6)	Ogbogu (4)	McCage (13.5)
at Baylor	Neal (12)	Neal (33)	Collins (37)	Dalton (2)	Neal (10) McCoy (10)	Ogbogu (3)	Neal (12.0)
Oklahoma	Neal (20)	Neal (47)	Collins (43)	Neal (2) McCoy (2)	Brooks (15)	Ogbogu (10)	Neal (23.0)
Texas Tech	Neal (19)	Neal (33)	Collins (39)	Brooks (1) Neal (1) Dalton (1)	Neal (12)	Ogbogu (8)	Neal (21.0)
at Kansas State	Neal (13)	Neal (43)	Collins (34)	Brooks (1) Neal (1)	Dalton (13)	McCage (4)	Neal (15.0)
No. 7 Kansas	Prieto Cerame (16)	Neal (35)	Collins (32)	Neal (1) Collins (1)	Neal (11)	Ogbogu (5)	Prieto Cerame (17.5)
at TCU	Neal (10) Ogbogu (10)	Neal (27)	Collins (33)	Neal (1)	McCoy (10)	McCage (4)	Neal (12.5)
at Texas Tech	Neal (13)	Neal (36)	Collins (33)	Dalton (1) McCoy (1)	McCoy (12)	McCage (4)	Neal (13.5) Prieto Cerame (13.5)
West Virginia	Neal (13)	Neal (33)	Collins (33)	Neal (2)	McCoy (11)	McCage (5)	Neal (16.0)
at No. 10 Kansas	Prieto Cerame (21) Neal (21)	Neal (55)	Collins (57)	Neal (4)	McCoy (17)	Ogbogu (6)	Neal (25.5)
at Iowa State	Neal (12)	Neal (42)	Collins (31)	Ogbogu (1) McCoy (1)	McCoy (16)	McCage (5) Ogbogu (5)	Ogbogu (14.5)
Baylor	Neal (13)	Neal (37)	Collins (33)	Neal (3)	Dalton (10) McCoy (10)	McCage (5)	Neal (17.0)
Kansas State	Ogbogu (18) Neal (18)	Neal (49)	Collins (56)	Neal (2)	Neal (15)	Ogbogu (4) Prieto Cerame (4)	Neal (20.5)
at Oklahoma	Prieto Cerame (21)	Prieto Cerame (41)	Collins (44)	Neal (2)	McCoy (18)	Bedart-Ghani (7)	Prieto Cerame (22.0)
Fairfield	Neal (14)	Neal (32)	Collins (36)	Neal (3)	McCoy (14)	McCage (7)	Neal (18.0)
No. 17 Purdue	Neal (17)	Neal (42)	Collins (44)	Neal (2) Dalton (2) McCoy (2)	McCoy (18)	Ogbogu (4)	Neal (19.5)
No. 14 UCLA	Neal (18)	Neal (58)	Collins (51)	Brooks (1) Neal (1) Ogbogu (1)	McCoy (14)	McCage (4) Ogbogu (4)	Neal (19.5)
No. 11 Florida	Prieto Cerame (18)	Prieto Cerame (55)	Collins (58)	Neal (2)	McCoy (21)	McCage (7)	Prieto Cerame (20.0)

# Box Scores

## Aug. 28, 2015 vs. Rice

### Volleyball Box Score Texas Longhorn Volleyball RICE vs Texas (Aug 28, 2015 at Austin, Texas)

#	RICE	Attack				Ast	Serve			Block				Pts		
		S	K	E	TA		Pct	SA	SE	RE	Dig	BS	BA		BE	BH
1	Whitlock, Noelle	3	3	2	9	.111	0	1	2	4	3	0	0	0	0	-
3	Madison McDaniel	3	0	0	1	.000	23	0	0	0	7	0	3	0	0	-
4	Mikesky, Leah	3	5	5	28	.000	0	0	1	0	6	0	0	1	0	-
8	Harris, Chelsey	3	9	9	29	.000	0	0	0	0	6	0	3	0	0	-
15	Kyle, McKay	3	3	1	10	.200	0	0	0	1	0	4	0	0	0	-
22	Okafor, Portia	3	2	2	5	.000	0	0	0	0	0	2	0	0	0	-
7	Vaio, Kimberly	3	0	0	0	.000	2	0	1	1	11	0	0	0	0	-
13	Mendivil, Stephanie	2	2	0	6	.333	0	0	0	0	0	0	0	0	0	-
16	Dole, Julianna	3	0	0	0	.000	0	1	0	0	0	0	0	0	0	-
21	Livingstone, Shelby	2	1	0	1	1.000	0	0	0	0	0	0	0	0	0	-
Totals		3	25	19	89	.067	25	2	4	5	34	0	12	1	0	-

**Team Attack By Set**

Set	K	E	TA	Pct
1	9	5	31	.129
2	10	8	31	.065
3	6	6	27	.000

**SET SCORES**

	1	2	3	Team Records:
RICE (0)	12	23	14	0-1
Texas (3)	25	25	25	1-0

TOTAL TEAM BLOCKS: 6.0

#	Texas	Attack				Ast	Serve			Block				Pts		
		S	K	E	TA		Pct	SA	SE	RE	Dig	BS	BA		BE	BH
5	Molly McCage	3	10	2	17	.471	0	0	0	0	0	4	0	0	0	-
9	Amy Neal	3	13	2	24	.375	2	1	3	0	9	0	1	0	0	-
11	Chiaka Ogbogu	3	6	1	11	.455	0	0	0	0	1	3	1	0	0	-
12	Morgan Johnson	3	6	1	9	.556	0	0	0	0	1	0	6	0	0	-
19	Paulina Cerame	3	9	7	30	.067	0	0	0	0	1	0	3	0	0	-
21	Chloe Collins	3	3	0	5	.600	32	3	0	0	7	0	1	1	0	-
6	Kat Brooks	3	0	0	0	.000	0	0	1	0	2	0	0	0	0	-
8	Cat McCoy	3	0	0	0	.000	4	0	4	0	15	0	0	0	0	-
16	Lauren Beard	3	0	0	0	.000	1	1	0	1	2	0	0	0	0	-
27	Yasmeen Bedart-Ghani	1	1	0	3	.333	0	0	0	0	0	0	0	0	0	-
Totals		3	46	13	99	.333	39	5	8	2	37	1	18	2	0	-

**Team Attack By Set**

Set	K	E	TA	Pct
1	15	2	30	.433
2	14	8	35	.171
3	17	3	34	.412

Site: Austin, Texas (Gregory Gym)  
Date: Aug 28, 2015 Attend: 2406 Time: 1:27  
Referees: Mara Wagner, Wanda Roberts

TOTAL TEAM BLOCKS: 10.0

## Aug. 29, 2015 vs. LSU

### Volleyball Box Score Texas Longhorn Volleyball LSU vs Texas (Aug 29, 2015 at Austin, Texas)

#	LSU	Attack				Ast	Serve			Block				Pts		
		S	K	E	TA		Pct	SA	SE	RE	Dig	BS	BA		BE	BH
5	OGLE, Ely	1	0	0	1	.000	3	0	0	0	0	0	0	0	0	0.0
6	GIBSON, Tiara	3	4	0	8	.500	0	0	0	0	0	2	1	0	0	5.0
7	LINDELOW, Katie	3	12	8	39	.103	0	0	1	1	8	1	2	0	0	14.0
12	TILLIS, Gina	1	0	4	8	-.500	1	0	1	0	1	0	0	0	0	0.0
21	WELSH, Brittany	3	0	1	5	-.200	1	0	0	0	0	1	1	1	0	1.5
24	LEAK, Cati	3	5	4	26	.038	0	1	1	0	9	0	1	0	0	6.5
4	QUINN, Kelly	3	0	0	0	.000	0	0	0	0	1	0	0	0	0	0.0
10	EUGENE, Mimi	3	11	8	38	.079	2	1	2	0	10	0	0	0	0	12.0
14	SMITH, Haley	3	1	0	1	1.000	2	1	3	0	16	0	0	0	0	2.0
16	FLORY, Lindsay	3	0	1	2	-.500	11	0	0	0	1	0	0	0	0	0.0
23	WOOD, Cheyenne	3	1	0	2	.500	14	0	1	0	5	0	0	0	1	1.0
25	RODRIGUEZ, Toni	1	1	0	2	.500	0	0	0	0	0	0	0	0	0	1.0
Totals		3	35	26	131	.069	32	3	9	1	51	2	6	2	1	43.0

**Team Attack By Set**

Set	K	E	TA	Pct	Sideout	Pct
1	6	9	34	.088	8-25	31%
2	18	8	54	.185	15-24	62%
3	11	9	43	.047	12-25	47%

**SET SCORES**

	1	2	3	Team Records:
LSU (0)	12	22	21	0-3
Texas (3)	25	25	25	3-0

TOTAL TEAM BLOCKS: 5.0

#	Texas	Attack				Ast	Serve			Block				Pts		
		S	K	E	TA		Pct	SA	SE	RE	Dig	BS	BA		BE	BH
5	Molly McCage	3	7	3	16	.250	0	0	0	0	2	0	5	0	0	9.5
9	Amy Neal	3	12	5	42	.167	2	0	2	1	9	0	0	0	0	12.0
11	Chiaka Ogbogu	3	7	3	15	.267	0	0	0	0	1	0	4	0	0	9.0
12	Morgan Johnson	3	5	2	11	.273	0	0	0	0	0	0	2	0	0	6.0
21	Chloe Collins	3	3	1	7	.286	30	0	0	0	12	1	1	1	0	4.5
27	Yasmeen Bedart-Ghani	3	4	0	17	.235	0	0	0	0	1	0	0	0	0	4.0
6	Kat Brooks	3	0	0	0	.000	3	0	0	1	9	0	0	0	0	0.0
8	Cat McCoy	3	0	0	0	.000	0	1	0	0	22	0	0	0	0	1.0
16	Lauren Beard	3	0	0	0	.000	0	0	1	1	6	0	0	0	0	0.0
Totals		3	38	14	108	.222	35	1	3	3	62	1	12	1	0	46.0

**Team Attack By Set**

Set	K	E	TA	Pct	Sideout	Pct
1	11	4	25	.280	8-12	66%
2	13	4	42	.214	16-23	69%
3	14	6	41	.195	12-21	57%

Site: Austin, Texas (Gregory Gym)  
Date: Aug 29, 2015 Attend: 3334 Time: 1:31  
Referees: Brian Hemelgran, Mara Wagner

TOTAL TEAM BLOCKS: 7.0

## Aug. 29, 2015 vs. UC Irvine

### Volleyball Box Score Texas Longhorn Volleyball UCI vs Texas (Aug 29, 2015 at Austin, Texas)

#	UCI	Attack				Ast	Serve			Block				Pts		
		S	K	E	TA		Pct	SA	SE	RE	Dig	BS	BA		BE	BH
2	Wright, Sydney	3	6	3	20	.150	0	1	2	1	2	0	0	0	0	7
9	Rosenfeld, Ella	3	1	0	6	.167	1	0	0	0	1	0	2	0	0	2
11	Anderson, Shelley	3	1	0	3	.333	16	1	0	0	7	0	2	0	1	3
13	Akpakpa, Idara	3	3	1	6	.333	0	0	0	0	0	1	1	0	0	4
14	Dennis, Victoria	3	5	8	27	-.111	1	0	0	0	0	1	0	0	0	6
21	Bubica, Marisa	2	1	3	7	-.286	0	0	1	1	3	0	1	0	0	1
4	Frost, Samantha	3	0	0	0	.000	0	0	0	1	3	0	0	0	0	0
8	Tsujimoto, Luna	3	0	0	0	.000	0	1	1	3	10	0	0	0	0	1
10	Davis, Arden	3	0	0	0	.000	0	0	1	0	9	0	0	0	0	0
17	Kekauoha, Harlee	3	7	6	21	.048	1	0	1	1	2	0	0	0	0	7
19	Blair, Emily	2	0	0	0	.000	4	0	0	0	5	0	0	1	2	0
Totals		3	24	21	90	.033	23	3	6	7	42	2	6	1	3	32

**Team Attack By Set**

Set	K	E	TA	Pct	Sideout	Pct
1	7	3	29	.138	9-24	37%
2	5	11	27	-.222	5-25	20%
3	12	7	34	.147	15-25	60%

**SET SCORES**

	1	2	3	Team Records:
UCI (0)	13	7	24	1-1
Texas (3)	25	25	26	2-0

TOTAL TEAM BLOCKS: 5.0

#	Texas	Attack				Ast	Serve			Block				Pts		
		S	K	E	TA		Pct	SA	SE	RE	Dig	BS	BA		BE	BH
5	Molly McCage	3	5	1	11	.364	0	0	0	0	1	0	5	0	0	7
6	Kat Brooks	3	0	0	0	.000	0	0	0	0	2	0	0	0	0	0
9	Amy Neal	3	10	2	21	.381	0	4	4	2	10	0	0	0	0	14
11	Chiaka Ogbogu	3	9	1	16	.500	0	1	1	0	0	5	0	0	0	12
12	Morgan Johnson	3	4	1	7	.429	0	0	0	0	1	0	3	0	0	5
21	Chloe Collins	3	1	0	4	.250	19	1	1	0	3	0	1	1	0	2
7	Nicole Dalton	2	1	0	4	.250	9	0	1	1	1	0	3	0	1	2
8	Cat McCoy	3	0	0	0	.000	2	1	0	0	9	0	0	0	0	1
16	Lauren Beard	3	0	0	0	.000	0	0	1	0	8	0	0	0	0	0
17	Mirta Baselovic	2	1	0	1	1.000	0	0	0	0	0	0	3	0	0	2
19	Paulina Cerame	2	2	1	14	.071	0	0	0	0	1	0	0	0	0	2
27	Yasmeen Bedart-Ghani	2	3	1	11	.182	0	0	0	0	1	0	2	0	0	4
Totals		3	36	7	89	.326	30	7	8	3	37	0	22	1	1	54

**Team Attack By Set**

Set	K	E	TA	Pct	Sideout	Pct
1	12	4	36	.222	10-14	71%
2	12	1	20	.550	5-7	71%
3	12	2	33	.303	16-25	63%

**SET SCORES**

# Box Scores

## Sept. 5 vs. No. 4 Florida

**Volleyball Box Score**  
**Texas Longhorn Volleyball**  
**#4 Florida vs #3 Texas (Sep 05, 2015 at Austin, Texas)**

#	Florida	S	Attack				Pct	Ast	Serve			Block				Pts
			K	E	TA	RE			SA	SE	RE	Dig	BS	BA	BE	
1	Alhassan, Rhamat	4	13	1	25	.480	0	2	3	0	1	3	6	3	0	21.0
3	Holston, Alex	4	12	6	30	.200	0	1	4	0	4	0	3	1	0	14.5
4	Snyder, Carli	4	11	7	32	.125	2	0	1	0	6	0	2	1	0	12.0
6	Dagostino, Mackenzie	4	5	0	10	.500	45	0	1	0	11	1	4	0	1	8.0
9	Recek, Ziva	4	9	0	16	.562	0	1	3	3	12	1	2	0	0	12.0
16	Antwi, Simone	4	7	2	15	.333	0	0	0	0	1	4	0	0	0	10.0
8	Dubiel, Samantha	3	0	0	0	.000	0	0	1	0	5	0	0	0	0	0.0
20	O'Rourke, Nikki	4	0	0	0	.000	5	0	1	0	9	0	0	0	0	0.0
25	Rogers, Lindsey	4	0	0	0	.000	0	0	1	0	0	0	0	0	0	0.0
Totals		4	57	16	128	.320	52	4	15	3	48	6	21	5	1	77.5

### Team Attack By Set

Set	K	E	TA	Pct	Sideout	Pct
1	11	3	26	.308	15-21	71%
2	13	5	34	.235	14-24	58%
3	15	0	29	.517	16-19	84%
4	18	8	39	.256	16-24	66%
					61-88	69%

TOTAL TEAM BLOCKS: 16.5

**SET SCORES**

1	2	3	4	Team Records:	
Florida (3)	25	21	25	26	4-0
Texas (1)	20	25	18	24	4-1

#	Texas	S	Attack				Pct	Ast	Serve			Block				Pts
			K	E	TA	RE			SA	SE	RE	Dig	BS	BA	BE	
5	Molly McCage	4	5	2	14	.214	0	0	0	0	0	0	1	0	0	5.5
6	Kat Brooks	4	0	0	0	.000	2	1	1	0	8	0	0	0	0	1.0
9	Amy Neal	4	18	6	38	.316	1	2	5	4	6	0	2	1	0	21.0
11	Chiaka Ogbogu	4	10	4	27	.222	0	0	2	0	1	0	3	0	0	11.5
12	Morgan Johnson	3	2	4	8	.250	0	0	0	0	0	0	0	1	0	2.0
21	Chloe Collins	4	4	2	12	.167	44	0	1	0	10	0	2	0	0	5.0
7	Nicole Dalton	1	0	0	0	.000	0	0	0	0	0	0	0	0	0	0.0
8	Cat McCoy	4	0	0	0	.000	1	0	0	0	8	0	0	0	0	0.0
16	Lauren Beard	4	0	0	0	.000	1	0	2	0	8	0	0	0	0	0.0
17	Mirta Baselovic	2	3	0	3	1.000	0	0	0	0	1	2	0	0	0	5.0
19	Paulina Cerame	4	10	6	29	.138	1	0	0	0	4	1	0	2	0	10.0
Totals		4	52	24	131	.214	50	3	11	4	45	1	10	2	0	61.0

### Team Attack By Set

Set	K	E	TA	Pct	Sideout	Pct
1	11	7	28	.143	14-24	58%
2	13	5	33	.242	15-22	68%
3	13	6	31	.226	15-24	62%
4	15	6	39	.231	16-26	61%
					60-96	62%

TOTAL TEAM BLOCKS: 6.0

Site: Austin, Texas (Gregory Gymnasium)  
 Date: Sep 05, 2015 Attend: 1:59 Time: 1:59  
 Referees: Julie Voeck, Mary Blalock

Tie scores	7	3	8	11	29
Lead change	2	1	3	5	11

## Sept. 11, 2015 vs. UTSA

**Volleyball Box Score**  
**Texas Longhorn Volleyball**  
**UTSA vs Texas (Sep 11, 2015 at Austin, Texas)**

#	UTSA	S	Attack				Pct	Ast	Serve			Block				Pts
			K	E	TA	RE			SA	SE	RE	Dig	BS	BA	BE	
6	KIEFER, Kasey	3	7	3	19	.211	0	0	0	0	2	0	1	0	0	7
9	SLAN, Megan	3	3	1	6	.333	0	0	0	0	2	0	2	0	0	4
15	SCHOTT, Kylie	3	5	1	9	.444	0	1	0	0	1	0	3	1	0	7
16	WILLIAMS, Shelby	3	0	0	0	.000	0	0	1	1	8	0	0	0	0	0
17	BOSKOVIC, Dajana	3	14	6	42	.190	0	0	1	1	2	0	2	0	0	15
20	WALDRIP, Jessica	3	2	0	6	.333	34	0	2	0	9	0	2	0	0	3
7	RUNJIC, Marijeta	3	12	3	26	.346	0	0	0	0	0	0	0	1	0	12
8	CRUZ, Laura	3	0	0	0	.000	1	0	2	1	5	0	0	0	0	0
11	KUNES, Annie	3	0	0	0	.000	4	1	1	0	8	0	0	0	0	1
24	VILLARREAL, Daniella	2	0	0	0	.000	0	0	1	1	2	0	0	0	0	0
26	JULARIC, Antonela	2	0	0	0	.000	0	0	1	0	0	0	0	0	0	0
Totals		3	43	14	108	.269	39	2	9	4	39	0	10	2	0	50

### Team Attack By Set

Set	K	E	TA	Pct	Sideout	Pct
1	18	7	47	.234	18-30	60%
2	17	2	34	.441	18-25	72%
3	8	5	27	.111	11-24	45%
					47-79	59%

TOTAL TEAM BLOCKS: 5.0

**SET SCORES**

UTSA (0)	1	2	3
Texas (3)	29	21	14
	31	25	25

#	Texas	S	Attack				Pct	Ast	Serve			Block				Pts
			K	E	TA	RE			SA	SE	RE	Dig	BS	BA	BE	
5	McCage, Molly	3	7	3	15	.267	0	0	0	0	4	0	3	0	0	8
6	Brooks, Kat	3	0	0	0	.000	0	0	1	1	4	0	0	0	0	0
9	Neal, Amy	3	17	4	37	.351	0	0	1	1	3	0	0	0	0	18
11	Ogbogu, Chiaka	3	14	0	24	.583	0	0	1	0	5	0	5	0	0	16
12	Johnson, Morgan	1	0	1	2	.500	1	0	0	0	0	0	1	0	0	0
21	Collins, Chloe	3	4	0	8	.500	41	1	1	0	5	0	1	1	0	5
7	Dalton, Nicole	1	0	0	0	.000	0	0	0	0	0	0	0	0	0	0
8	McCoy, Cat	3	0	0	0	.000	4	1	0	0	21	0	0	0	0	1
16	Beard, Lauren	3	0	0	0	.000	2	2	2	0	4	0	0	0	0	2
17	Baselovic, Mirta	3	5	1	6	.667	0	0	0	0	0	2	0	0	0	6
19	P. Cerame, Paulina	3	7	3	18	.222	0	0	1	0	0	0	1	0	0	7
Totals		3	54	12	110	.382	48	4	7	2	46	0	16	1	0	66

### Team Attack By Set

Set	K	E	TA	Pct	Sideout	Pct
1	19	7	45	.267	19-30	63%
2	18	2	32	.500	18-21	85%
3	17	3	33	.424	12-15	80%
					49-66	74%

TOTAL TEAM BLOCKS: 8.0

Site: Austin, Texas (Gregory Gym)  
 Date: Sep 11, 2015 Attend: 1890 Time:  
 Referees: Steve Robb, Verna Klubnikin

Tie scores	20	6	3	29
Lead change	9	1	2	12

## Sept. 11, 2015 vs. Santa Clara

**Volleyball Box Score**  
**Texas Longhorn Volleyball**  
**SCU vs Texas (Sep 11, 2015 at Austin, Texas)**

#	SCU	S	Attack				Pct	Ast	Serve			Block				Pts
			K	E	TA	RE			SA	SE	RE	Dig	BS	BA	BE	
1	CALKINS, Natasha	3	3	0	6	.500	0	0	0	0	3	0	3	0	0	-
2	MEAD, Kirsten	3	0	1	2	.500	30	2	1	0	5	0	1	0	1	-
3	MCCREADIE, Anna	3	8	1	18	.389	0	0	0	0	3	0	0	0	0	-
4	HESS, Nikki	3	13	7	37	.162	0	1	2	1	10	0	2	1	0	-
22	CLAYTON, Sabrina	3	10	5	30	.167	1	1	1	2	6	0	1	0	0	-
23	CUNNINGHAM, Jensen	3	0	0	7	.000	0	0	0	0	0	0	1	0	0	-
8	ROTTMAN, Danielle	3	0	0	0	.000	0	0	1	0	9	0	0	0	0	-
9	SHEPHERD, Mary	3	0	0	0	.000	2	0	0	2	7	0	0	0	0	-
10	CRESTO, Gigi	3	0	0	0	.000	0	0	0	0	0	0	0	0	0	-
17	SAN JUAN, Tatiana	1	0	0	0	.000	0	0	0	0	0	0	0	0	0	-
Totals		3	34	14	100	.200	33	4	5	5	43	0	8	1	1	-

### Team Attack By Set

Set	K	E	TA	Pct
1	11	6	42	.119
2	8	4	28	.143
3	15	4	30	.367

TOTAL TEAM BLOCKS: 4.0

**SET SCORES**

SCU (0)	1	2	3	Team Records:
Texas (3)	21	12	23	6-3
	25	25	25	6-1

#	Texas	S	Attack				Pct	Ast	Serve			Block				Pts
			K	E	TA	RE			SA	SE	RE	Dig	BS	BA	BE	
5	McCage, Molly	3	9	1	21	.381	0	0	0	0	1	0	1	1	0	-
6	Brooks, Kat	3	0	0	0	.000	2	1	0	2	9	0	0	0	0	-
9	Neal, Amy	3	14	5	31	.290	0	2	3	1	5	0	1	0	0	-
11	Ogbogu, Chiaka	3	15	1	23	.609	0	1	0	0	1	0	5	0	0	-
17	Baselovic, Mirta	3	3	0	5	.600	0	0	0	0	0	0	1	0	0	-
21	Collins, Chloe	3	3	3	10	.000	41	0	2	0	9	1	3	1	0	-
7	Dalton, Nicole	1	0	0	0	.000	0	0	0	0	0	0	0	0	0	-
8	McCoy, Cat	3	0	0	0	.000	3	1	1	1	12	0	0	0	0	-
16	Beard, Lauren	3	0	0	0	.000	0	0	0	0	3	0	0	0	0	-
19																

# Box Scores

Sept. 18, 2015 vs. Savannah State

Sept. 18, 2015 vs. No. 16 Arizona

## Volleyball Box Score The Automated ScoreBook Savannah State vs #2 Texas (Sep 18, 2015 at Tucson, Ariz.)

#	Savannah State	S	Attack				Pct	Serve			Block				Pts	
			K	E	TA			SA	SE	RE	Dig	BS	BA	BE		BH
3	NATHANIEL, Gabrielle	3	3	0	13	.231	0	0	1	1	5	0	0	0	0	3.0
5	LITTLEJOHN, Briana	3	0	1	3	-.333	6	0	0	2	1	0	0	0	1	0.0
6	TAM, Makayla	3	4	8	22	-.182	0	1	1	0	1	0	0	0	0	5.0
7	MASOE, Caitlynn	3	5	1	14	.286	4	0	2	2	2	0	0	0	1	5.0
9	OFODILE, Chinenye	3	1	5	12	-.333	1	0	0	1	1	0	0	0	0	1.0
15	LYLE, Christian	3	0	2	5	-.400	0	0	0	0	0	0	0	0	0	0.0
2	THOMAS, Zariya	3	0	0	3	-.000	1	0	0	1	0	0	0	0	0	0.0
4	WASHINGTON, Alexis	3	0	0	3	-.000	1	0	0	1	0	0	0	0	0	0.0
8	COLBERT, Charlinda	2	0	0	3	-.000	0	0	0	1	0	0	0	0	0	0.0
12	JONES, Jademone	1	1	0	1	1.000	0	0	0	0	0	0	0	0	0	1.0
Totals		3	14	20	80	-.075	13	1	4	8	21	0	0	0	2	15.0

Team Attack By Set						
Set	K	E	TA	Pct	Sideout	Pct
1	4	4	29	.000	6-24	25%
2	5	6	24	-.042	6-25	23%
3	5	10	27	-.185	9-24	37%
21-73 28%						

TOTAL TEAM BLOCKS: 0:0					
1	2	3	Team Records:		
Savannah State (0)	7	9	0-13		
Texas (3)	25	25	8-1		

#	Texas	S	Attack				Pct	Serve			Block				Pts	
			K	E	TA			SA	SE	RE	Dig	BS	BA	BE		BH
5	McCage, Molly	3	4	1	9	.333	0	0	0	0	1	0	2	0	0	5.0
6	Brooks, Kat	1	0	0	0	.000	1	0	0	0	7	0	0	0	0	0.0
9	Neal, Amy	2	9	0	14	.643	1	0	1	1	3	0	1	0	0	9.5
11	Ogbogu, Chiaka	3	8	0	11	.727	0	1	1	0	0	0	2	0	0	10.0
17	Baselovic, Mirta	3	6	0	8	.750	0	0	0	0	1	0	3	0	0	7.5
21	Collins, Chloe	3	2	0	2	1.000	20	3	1	0	3	0	0	0	0	5.0
7	Dalton, Nicole	3	0	0	0	.000	12	1	1	0	4	0	0	0	0	1.0
8	McCoy, Cat	3	0	0	1	.000	2	0	1	0	16	0	0	0	0	0.0
12	Johnson, Morgan	3	2	1	4	.250	0	0	0	0	2	0	1	0	0	2.5
14	Palladino, Kate	1	0	0	0	.000	0	1	1	0	2	0	0	0	0	1.0
19	P. Cerame, Paulina	2	3	0	4	.750	0	2	0	0	3	0	0	0	0	5.0
23	Gilbert, Natalie	1	0	0	0	.000	0	0	0	0	0	0	0	0	0	0.0
27	Bedart-Ghani, Yaazie	3	4	1	9	.333	0	0	0	0	1	0	3	0	0	5.5
Totals		3	38	3	62	.565	36	8	6	1	41	0	12	0	0	52.0

Team Attack By Set						
Set	K	E	TA	Pct	Sideout	Pct
1	17	1	26	.615	7-8	87%
2	12	1	21	.524	6-9	66%
3	9	1	15	.533	10-10	100%
23-27 85%						

TOTAL TEAM BLOCKS: 6:0					
1	2	3	Team Records:		
Texas (3)	25	25	25-0		
Savannah State (0)	7	9	0-13		

Site: Tucson, Ariz. (McKale Center)  
Date: Sep 18, 2015 Attend: 88 Time: 1:10  
Referees: Michael Yoshikawa, Kim Pickering

#	Texas	S	Attack				Pct	Serve			Block				Pts				
			K	E	TA			SA	SE	RE	Dig	BS	BA	BE		BH			
5	McCage, Molly	5	14	5	27	.333	0	0	0	0	0	0	0	1	0	4	0	0	16.0
9	Neal, Amy	5	24	11	62	.210	0	0	3	0	10	0	2	0	0	0	2	0	25.0
11	Ogbogu, Chiaka	5	10	4	26	.231	0	0	1	0	8	0	7	0	0	0	0	0	13.5
17	Baselovic, Mirta	1	0	1	4	-.250	0	0	0	0	0	0	0	0	0	0	0	0	0.0
19	P. Cerame, Paulina	5	13	4	36	.250	0	0	0	0	4	0	4	0	0	0	0	0	15.0
21	Collins, Chloe	5	0	2	7	-.286	63	0	0	0	10	1	5	1	0	0	0	3.5	
6	Brooks, Kat	5	0	0	0	.000	1	2	2	0	7	0	0	0	0	0	0	2.0	
7	Dalton, Nicole	2	0	0	0	.000	0	0	0	0	0	0	0	0	0	0	0	0	0.0
8	McCoy, Cat	5	0	0	0	.000	1	1	0	2	29	0	0	0	0	0	0	1.0	
12	Johnson, Morgan	4	4	3	11	.091	0	0	1	0	0	8	0	0	0	0	0	8.0	
16	Beard, Lauren	5	0	0	0	.000	1	2	0	7	0	0	0	0	0	0	0	1.0	
Totals		5	65	30	173	.202	65	4	8	3	76	1	30	1	0	0	0	85.0	

Team Attack By Set						
Set	K	E	TA	Pct	Sideout	Pct
1	16	7	42	.214	19-25	75%
2	12	2	29	.345	11-16	68%
3	21	9	52	.231	17-26	65%
4	11	9	37	.054	12-24	50%
5	5	3	13	.154	4-7	57%
63-98 64%						

TOTAL TEAM BLOCKS: 16:0						
1	2	3	4	5	Team Records:	
Texas (3)	22	25	27	20	15	9-1
Arizona (2)	25	16	25	25	6	9-2

#	Arizona	S	Attack				Pct	Serve			Block				Pts	
			K	E	TA			SA	SE	RE	Dig	BS	BA	BE		BH
2	Painton, McKenna	5	0	0	0	.000	1	0	2	0	10	0	0	0	0	0.0
3	Amaro, Halli	5	10	5	20	.250	1	0	0	0	3	2	4	0	0	14.0
10	Mau, Kalei	5	22	15	74	.095	0	0	0	1	8	0	3	0	0	23.5
18	Jacobson, McKenzie	5	1	2	9	-.111	0	0	0	0	0	0	7	1	0	4.5
20	Snuka, Penina	5	1	0	8	.125	48	2	0	0	16	0	3	0	0	4.5
22	Attea, Nikki	5	9	6	30	.100	0	0	2	0	1	1	4	0	0	12.0
8	Dahlke, Kendra	2	1	0	2	.500	0	0	0	1	0	0	0	0	0	1.0
11	Larson, Laura	5	0	0	0	.000	4	1	0	2	19	0	0	0	0	1.0
12	Killeen, Reilly	2	0	0	0	.000	0	0	1	0	0	0	0	0	0	0.0
15	Kleespies, Mackenzie	5	0	0	0	.000	0	0	0	0	12	0	0	0	0	0.0
21	Inch, Elizabeth	3	0	0	0	.000	0	0	0	0	1	0	0	0	0	0.0
33	Turner, Jade	1	0	0	0	.000	0	0	0	0	0	0	1	0	0	0.5
35	Spriggs, Tyler	5	12	7	40	.125	0	0	0	0	1	2	0	0	0	14.0
Totals		5	56	35	183	.115	54	3	5	4	70	4	24	1	0	75.0

Team Attack By Set						
Set	K	E	TA	Pct	Sideout	Pct
1	17	5	41	.293	19-22	86%
2	11	10	34	.029	11-25	43%
3	12	6	44	.136	16-26	61%
4	13	7	47	.128	13-21	61%
5	3	7	17	-.235	3-14	21%
62-108 57%						

TOTAL TEAM BLOCKS: 16:0						
1	2	3	4	5	Team Records:	
Texas (3)	25	25	29	11-1	1-0	Big 12
Arizona (2)	25	16	25	25	6	9-2

Site: Tucson, Ariz. (McKale Center)  
Date: Sep 18, 2015 Attend: 2843 Time: 2:15  
Referees: Kim Pickering, Michael Yoshikawa

Sept. 19, 2015 vs. New Mexico State

Sept. 23, 2015 vs. TCU

## Volleyball Box Score The Automated ScoreBook New Mexico State vs #2 Texas (Sep 19, 2015 at Tucson, Ariz.)

#	New Mexico State	S	Attack				Pct	Serve			Block				Pts	
			K	E	TA			SA	SE	RE	Dig	BS	BA	BE		BH
6	Battle, Tatyana	4	9	2	20	.350	1	0	1	0	8	0	0	0	0	9.0
7	Abalos, Jordan	4	12	7	34	.147	1	0	1	2	10	0	0	1	0	12.0
10	Brown, Ashlyn	4	0	0	0	.000	30	0	1	0	10	0	0	0	0	0.0
13	Castellanos, Nathali	4	13	3	31	.323	1	0	0	0	0	4	0	0	0	15.0
20	Thomas, Sasha-Lee	4	4	0	9	.444	0	0	0	0	0	1	6	0	0	8.0
23	Murphy, Gwen	4	16	6	27	.370	0	1	1	0	2	2	2	0	0	18.0
2	Livotti, Taylor	4	0	0	2	.000	23	4	1	0	6	0	0	0	0	4.0
4	Sierra, Ariadne															

# Box Scores

Sept. 25, 2015 at West Virginia

Oct. 3, 2015 vs. Iowa State

## Volleyball Box Score The Automated ScoreBook

#2 Texas vs West Virginia (Sep 25, 2015 at Morgantown, W.Va.)

#	Texas	S	Attack				Ast	Serve			Block				Pts
			K	E	TA	Pct		SA	SE	RE	Dig	BS	BA	BE	
5	McCage, Molly	3	3	0	6	.500	0	0	0	0	0	3	0	0	4.5
6	Brooks, Kat	3	0	0	0	.000	3	1	1	0	6	0	0	0	1.0
9	Neal, Amy	3	11	5	30	.200	1	2	3	0	3	0	1	0	13.5
11	Ogbogu, Chiaka	3	6	1	14	.357	0	0	0	0	0	3	0	0	7.5
21	Collins, Chloe	3	1	0	3	.333	29	0	0	0	6	1	1	0	1.5
27	Bedard-Ghani, Yaazie	3	7	0	10	.700	0	0	0	0	2	0	5	0	9.5
7	Dalton, Nicole	3	0	0	0	.000	1	1	0	1	5	0	0	0	1.0
8	McCoy, Cat	3	0	0	0	.000	0	3	0	1	16	0	0	0	3.0
17	Baselovic, Mirta	2	0	0	0	.000	0	0	0	0	1	0	0	0	0.0
19	P. Cerame, Paulina	3	7	3	14	.286	0	0	0	0	2	0	1	0	7.0
Totals		3	35	9	77	.338	34	7	4	2	41	0	13	2	48.5

### Team Attack By Set

Set	K	E	TA	Pct	Sideout	Pct
1	14	4	26	.385	12-17	70%
2	11	1	25	.400	13-15	86%
3	10	4	26	.231	13-17	76%
38-49 77%						

TOTAL TEAM BLOCKS: 6.5

### SET SCORES

1	2	3	Team Records:
Texas (3)	25	25	25
West Virginia (0)	16	17	16
5-8, 0-1			

#	West Virginia	S	Attack				Ast	Serve			Block				Pts
			K	E	TA	Pct		SA	SE	RE	Dig	BS	BA	BE	
1	Sample, Brittany	3	2	1	4	.250	23	0	1	0	10	0	1	1	2.5
2	Roe, Haley	3	0	2	2	-1.000	0	0	0	0	6	0	0	0	0.0
3	Montgomery, Morgan	3	12	9	39	.077	2	0	1	2	2	0	0	1	12.0
7	Wells, Caleah	3	2	3	13	-.077	0	0	0	0	0	1	1	0	3.5
11	Brown, Abby	3	0	0	1	.000	0	1	2	1	1	0	0	0	1.0
15	Shreve, Hannah	3	4	2	9	.222	1	0	0	0	1	1	1	1	5.5
4	Gotterba, Gianna	3	0	0	0	.000	3	1	1	1	3	0	0	0	1.0
5	Talia, Bridgett	3	7	3	18	.222	0	0	0	1	2	0	0	0	7.0
6	Swanegan, Mia	3	5	3	16	.125	0	0	1	0	2	1	1	0	6.5
8	Brown, Melvina	3	0	0	0	.000	0	0	0	2	0	0	0	0	0.0
10	Cross, Taylor	3	0	0	0	.000	0	0	0	0	1	0	0	0	0.0
17	Zywick, Paige	1	0	0	0	.000	0	0	0	0	0	0	0	0	0.0
Totals		3	32	23	102	.088	29	2	6	7	28	3	4	3	39.0

### Team Attack By Set

Set	K	E	TA	Pct	Sideout	Pct
1	10	8	38	.053	11-24	45%
2	14	5	33	.273	13-22	59%
3	8	10	31	-.065	12-24	50%
36-70 51%						

TOTAL TEAM BLOCKS: 5.0

Site: Morgantown, W.Va. (WVU Coliseum)  
Date: Sep 25, 2015 Attend: 976 Time: 1:28  
Referees: Lori Stahara

## Volleyball Box Score The Automated ScoreBook Iowa State vs #3 Texas (Oct 03, 2015 at Austin, Texas)

#	Iowa State	S	Attack				Ast	Serve			Block				Pts
			K	E	TA	Pct		SA	SE	RE	Dig	BS	BA	BE	
3	Kuhr, Morgan	3	11	4	26	.269	0	0	1	2	0	0	1	0	11.5
6	Conaway, Alexis	3	5	3	12	.167	0	0	1	0	3	0	1	1	5.5
8	Harris, Monique	3	0	2	3	-.667	29	0	1	0	5	0	1	1	0.5
9	West, Samara	3	6	1	8	.625	0	0	0	0	0	1	2	0	8.0
11	Capezio, Ciara	3	7	3	23	.174	0	0	2	0	6	1	0	0	8.0
13	Berta, Branen	3	0	0	0	.000	1	1	3	2	6	0	0	0	1.0
5	Vondrak, Natalie	2	4	3	9	.111	0	0	0	0	0	0	0	0	4.0
7	Nolan, Caitlin	3	0	0	1	.000	1	1	1	12	0	0	0	0	0.0
10	Lazar, Grace	2	3	1	5	.400	0	0	0	0	0	0	0	0	3.0
14	Schaben, Jess	2	1	1	14	.000	0	0	0	0	1	0	1	0	1.5
17	Horner, Suzanne	2	0	0	0	.000	3	0	0	0	1	0	0	0	0.0
Totals		3	37	18	101	.188	34	1	9	5	34	2	6	2	43.0

### Team Attack By Set

Set	K	E	TA	Pct	Sideout	Pct
1	15	4	36	.306	14-25	56%
2	8	8	38	.000	8-25	31%
3	14	6	27	.296	14-24	58%
36-74 48%						

TOTAL TEAM BLOCKS: 5.0

### SET SCORES

1	2	3	Team Records:
Iowa State (0)	24	15	17
Texas (3)	26	25	25
9-5, 1-1 Big 12			

#	Texas	S	Attack				Ast	Serve			Block				Pts
			K	E	TA	Pct		SA	SE	RE	Dig	BS	BA	BE	
5	McCage, Molly	3	12	3	17	.529	0	0	0	0	1	1	1	1	13.5
6	Brooks, Kat	3	0	0	0	.000	0	1	0	0	5	0	0	0	1.0
9	Neal, Amy	3	11	2	25	.360	0	0	2	0	6	0	1	1	11.5
11	Ogbogu, Chiaka	3	6	2	17	.235	0	1	1	0	1	0	4	0	9.0
21	Collins, Chloe	3	0	0	0	.000	37	0	1	0	3	0	0	0	0.0
27	Bedard-Ghani, Yaazie	3	7	1	9	.667	0	0	0	0	2	0	3	0	8.5
7	Dalton, Nicole	3	0	0	0	.000	1	1	1	0	6	0	0	0	1.0
8	McCoy, Cat	3	0	0	0	.000	0	2	1	0	4	0	0	0	2.0
17	Baselovic, Mirta	3	0	0	0	.000	0	0	0	0	0	0	0	0	0.0
19	P. Cerame, Paulina	3	7	3	21	.190	0	0	0	0	3	1	1	0	8.5
Team											1				
Totals		3	43	11	89	.360	38	5	6	1	31	2	10	2	55.0

### Team Attack By Set

Set	K	E	TA	Pct	Sideout	Pct
1	15	4	33	.333	15-25	60%
2	13	5	32	.250	8-15	53%
3	15	2	24	.542	15-18	83%
38-58 65%						

TOTAL TEAM BLOCKS: 7.0

Site: Austin, Texas (Gregory Gym)  
Date: Oct 03, 2015 Attend: 2914 Time: 1:30  
Referees: Carla Bunner, Mary Blalock

	1	2	3	Total
Tie scores	12	4	1	17
Lead change	4	2	0	6

Oct. 7, 2015 at Baylor

Oct. 11, 2015 vs. Oklahoma

## Volleyball Box Score The Automated ScoreBook #2 Texas vs Baylor (Oct 07, 2015 at Waco, Texas)

#	Texas	S	Attack				Ast	Serve			Block				Pts
			K	E	TA	Pct		SA	SE	RE	Dig	BS	BA	BE	
5	McCage, Molly	3	7	1	13	.462	0	0	0	0	1	0	1	0	7.5
6	Brooks, Kat	3	0	0	0	.000	1	1	0	1	5	0	0	0	1.0
9	Neal, Amy	3	12	3	33	.273	1	0	2	2	10	0	0	0	12.0
11	Ogbogu, Chiaka	3	8	1	15	.467	1	1	0	0	2	0	3	0	10.5
12	Johnson, Morgan	3	6	1	7	.714	0	0	0	0	0	2	0	0	7.0
21	Collins, Chloe	3	2	1	4	.250	37	1	1	0	7	0	2	0	4.0
12	Johnson, Morgan	3	6	1	7	.714	0	0	0	0	0	2	0	0	2.0
8	McCoy, Cat	3	0	0	0	.000	1	0	0	0	10	0	0	0	0.0
19	P. Cerame, Paulina	3	10	3	18	.389	0	0	0	2	1	0	0	0	10.0
Totals		3	45	10	92	.380	41	5	3	5	41	0	8	0	54.0

### Team Attack By Set

Set	K	E	TA	Pct	Sideout	Pct
1	16	4	31	.387	15-16	93%
2	15	4	29	.379	12-20	60%
3	14	2	32	.375	13-19	68%
40-55 72%						

TOTAL TEAM BLOCKS: 4.0

### SET SCORES

1	2	3	Team Records:
Texas (3)	25	25	25
Baylor (0)	16	19	19
14-1			

#	Baylor	S	Attack				Ast	Serve			Block				Pts
			K	E	TA	Pct		SA	SE	RE	Dig	BS	BA		

# Box Scores

## Oct. 17, 2015 vs. Texas Tech

### Volleyball Box Score The Automated ScoreBook Texas Tech vs #2 Texas (Oct 17, 2015 at Austin, TX)

#	Texas Tech	Attack				Ast	Serve			Block				Pts		
		S	K	E	TA		Pct	SA	SE	RE	Dig	BS	BA		BE	BH
4	Grubb, Marguerite	3	1	3	10	-.200	28	0	2	0	7	0	0	0	1	1.0
5	Douglass, Lauren	3	7	1	14	.429	0	0	0	2	1	0	0	0	8.0	
7	Akiu, Reyn	3	0	0	4	.000	2	1	0	0	3	0	0	0	1.0	
11	Ybanez, Alyssa	3	3	4	12	-.083	0	0	0	0	0	0	1	0	3.5	
12	Keenan, Katy	3	4	1	12	-.250	0	0	0	0	0	2	1	0	5.0	
13	Fragniere, Audrey	3	8	4	22	-.182	0	1	3	1	7	0	0	1	9.0	
1	Hinneburg, Victoria	1	0	0	1	.000	0	0	0	0	0	0	0	0	0.0	
2	Foust, Carlie	3	0	0	0	.000	1	0	1	1	9	0	0	0	0.0	
6	Redding, Sarah	3	10	6	22	-.182	0	0	0	0	0	0	1	0	10.5	
9	Morgan, Ashley	3	0	0	1	.000	1	0	0	0	7	0	0	0	0.0	
15	Reed, Morgan	1	0	0	0	.000	0	0	0	0	0	0	0	0	0.0	
	Team									1						
	Totals	3	33	19	98	.143	32	2	6	3	35	1	4	2	1	38.0

Team Attack By Set		TOTAL TEAM BLOCKS: 3.0									
Set	K	E	TA	Pct	Sideout	Pct	1	2	3	Team Records:	
1	11	4	21	.333	14-24	58%	Texas Tech (0)	18	23	17	13-8, 2-5 Big 12
2	13	8	40	.125	12-25	47%	Texas (3)	25	25	25	16-1, 6-0 Big 12
3	9	7	37	.054	13-24	54%					
					39-73	53%					

#	Texas	Attack				Ast	Serve			Block				Pts		
		S	K	E	TA		Pct	SA	SE	RE	Dig	BS	BA		BE	BH
5	McCage, Molly	3	4	2	12	-.167	0	0	0	0	0	1	0	0	4.5	
6	Brooks, Kat	3	0	0	0	.000	2	1	1	0	5	0	0	0	1.0	
9	Neal, Amy	3	19	3	33	-.485	0	1	4	0	12	2	2	0	21.0	
11	Ogbogu, Chiaka	3	9	1	17	-.471	0	0	1	0	3	1	7	2	13.5	
21	Collins, Chloe	3	0	1	3	-.333	39	0	1	0	4	2	2	1	1.0	
27	Bedart-Ghani, Yaazie	3	6	2	10	-.400	0	0	0	0	1	0	2	1	7.0	
7	Dalton, Nicole	3	0	0	0	.000	1	2	0	7	0	0	0	0	1.0	
8	McCoy, Cat	3	0	0	0	.000	1	0	2	1	8	0	0	0	0.0	
17	Baselovic, Mirta	1	0	0	0	.000	0	0	0	0	0	0	0	0	0.0	
19	P. Cerame, Paulina	3	6	2	19	-.211	0	0	0	1	2	0	2	0	7.0	
	Totals	3	44	11	94	-.351	42	3	11	2	42	1	16	4	0	56.0

Team Attack By Set		TOTAL TEAM BLOCKS: 9.0									
Set	K	E	TA	Pct	Sideout	Pct	1	2	3	Total	
1	14	4	23	.435	15-19	78%	Tie scores	1	8	4	13
2	14	5	35	.257	12-23	52%	Lead change	0	2	1	3
3	16	2	36	.389	14-18	77%					
					41-60	68%					

Site: Austin, TX (Gregory Gym)  
Date: Oct 17, 2015 Attend: 4147 Time: 1:30  
Referees: Steve Owen, Michael Denardo

## Oct. 23, 2015 vs. No. 7 Kansas

### Volleyball Box Score The Automated ScoreBook #7 Kansas vs #2 Texas (Oct 23, 2015 at Austin, Texas)

#	Kansas	Attack				Ast	Serve			Block				Pts		
		S	K	E	TA		Pct	SA	SE	RE	Dig	BS	BA		BE	BH
7	Tiana Dockery	3	3	8	22	-.227	0	0	1	0	7	0	1	0	3.5	
8	Kelsie Payne	3	10	1	23	.391	0	0	0	0	1	0	1	2	10.5	
10	Taylor Soucie	3	6	2	15	.267	0	0	0	0	0	0	4	0	8.0	
11	Aimise Havili	3	2	1	5	.200	28	0	2	0	9	0	2	1	3.0	
14	Madison Rigdon	3	7	2	26	-.192	1	0	1	0	4	0	1	0	7.5	
16	Janae Hall	3	5	2	10	.300	0	0	0	0	0	2	2	1	8.0	
1	Anna Church	2	0	0	0	.000	0	0	1	1	5	0	0	0	0.0	
5	Cassie Wait	3	0	0	0	.000	4	0	2	0	10	0	0	0	0.0	
6	Ashlyn Driskill	1	0	1	2	-.500	0	0	0	0	1	0	1	0	0.5	
19	Maggie Anderson	3	0	0	0	.000	0	0	1	0	1	0	0	0	0.0	
20	Addison Barry	2	0	0	0	.000	0	0	0	0	2	0	0	0	0.0	
	Team									1						
	Totals	3	33	17	103	-.155	33	0	8	2	40	2	12	4	0	41.0

Team Attack By Set		TOTAL TEAM BLOCKS: 8.0									
Set	K	E	TA	Pct	Sideout	Pct	1	2	3	Team Records:	
1	12	3	29	.310	13-24	54%	Kansas (0)	16	19	14	19-1, 7-1 Big 12
2	13	7	37	.162	10-25	40%	Texas (3)	25	25	25	18-1, 8-0 Big 12
3	8	7	37	.027	11-24	45%					
					34-73	46%					

#	Texas	Attack				Ast	Serve			Block				Pts		
		S	K	E	TA		Pct	SA	SE	RE	Dig	BS	BA		BE	BH
5	McCage, Molly	3	5	2	11	-.273	0	0	0	0	1	1	3	0	7.5	
6	Brooks, Kat	3	0	0	0	.000	5	0	0	0	8	0	0	0	0.0	
9	Neal, Amy	3	14	4	35	-.286	0	1	2	0	11	0	1	0	15.5	
11	Ogbogu, Chiaka	3	9	3	20	.300	0	0	1	0	1	0	5	0	11.5	
21	Collins, Chloe	3	1	1	2	.000	32	1	1	0	8	0	0	0	2.0	
27	Bedart-Ghani, Yaazie	3	3	0	10	.300	0	0	0	0	1	0	2	0	4.0	
7	Dalton, Nicole	3	0	0	0	.000	3	0	0	0	8	0	0	0	0.0	
8	McCoy, Cat	3	0	0	0	.000	4	0	0	0	7	0	0	0	0.0	
17	Baselovic, Mirta	2	0	0	0	.000	0	0	0	0	0	0	2	0	1.0	
19	P. Cerame, Paulina	3	16	2	29	-.483	0	0	0	0	0	3	0	0	17.5	
	Totals	3	48	12	107	-.336	44	2	4	0	45	1	16	0	0	59.0

Team Attack By Set		TOTAL TEAM BLOCKS: 9.0									
Set	K	E	TA	Pct	Sideout	Pct	1	2	3	Team Records:	
1	17	2	29	.517	14-17	82%	Site: Austin, Texas (Gregory Gym)				
2	17	5	44	.273	10-19	52%	Date: Oct 23, 2015 Attend: 3936 Time: 1:28				
3	14	5	34	.265	12-15	80%	Referees: Steve Robb, Tim Harlow				
					36-51	70%					

## Oct. 21, 2015 at Kansas State

### Volleyball Box Score 2015 K-State Volleyball #2 Texas vs K-State (Oct 21, 2015 at Manhattan, Kan.)

#	Texas	Attack				Ast	Serve			Block				Pts		
		S	K	E	TA		Pct	SA	SE	RE	Dig	BS	BA		BE	BH
5	McCage, Molly	3	6	3	14	-.214	0	0	0	0	2	1	3	0	8.5	
6	Brooks, Kat	3	0	0	0	.000	0	1	0	0	10	0	0	0	1.0	
9	Neal, Amy	3	13	4	43	-.209	1	1	1	1	10	0	2	1	15.0	
11	Ogbogu, Chiaka	3	5	1	9	-.444	0	0	1	0	4	0	2	1	6.0	
21	Collins, Chloe	3	2	0	7	-.286	34	0	0	0	5	0	1	0	1.5	
27	Bedart-Ghani, Yaazie	3	8	4	19	-.211	0	0	0	0	1	0	1	0	8.5	
7	Dalton, Nicole	3	0	0	0	.000	4	0	1	0	13	0	0	0	0.0	
8	McCoy, Cat	3	0	0	0	.000	2	0	1	1	11	0	0	0	0.0	
17	Baselovic, Mirta	2	0	0	0	.000	0	0	0	0	1	0	0	0	0.0	
19	P. Cerame, Paulina	3	8	2	22	-.273	0	0	0	0	0	0	1	0	8.5	
	Totals	3	42	14	114	-.246	41	2	4	2	57	1	10	2	1	50.0

Team Attack By Set		TOTAL TEAM BLOCKS: 6.0									
Set	K	E	TA	Pct	Sideout	Pct	1	2	3	Team Records:	
1	15	4	44	.250	11-17	64%	Texas (3)	25	25	25	17-1 (7-0 Big 12)
2	14	8	37	.162	14-21	66%	K-State (0)	16	21	16	11-8 (3-4 Big 12)
3	13	2	33	.333	12-17	70%					
					37-55	67%					

#	K-State	Attack				Ast	Serve			Block				Pts		
		S	K	E	TA		Pct	SA	SE	RE	Dig	BS	BA		BE	BH
6	Brand, Katie	3	6	0	10	.600	23	0	1	0	15	0	3	0	1	7.5
9	Reininger, Katie	3	6	2	16	-.250	0	0	0	0	1	0	0	0	1	6.0
12	Flowers, Macy	3	3	4	18	-.056	1	0	0	0	1	0	6	0	1	6.0
17	Sassin, Brooke	3	7	5	30	.067	0	0	0	1	11	0	3	0	0	8.5
18	Vogel, Bryna	3	2	7	20	-.250	0	0	0	0	3	1	0	0	0	3.0
21	Fairfield, Devan	3	0	0	0	.000	3	0	0	1	7	0	0	0	0	0.0
1	Kober, Kersten	3	0	0	0	.000	3	1	0	0	10	0	0	0	0	1.0
3	Schultejan, Alyssa	3	5	5	22	.000	0	1	2	0	2	0	0	0	0	6.0
10	Batchelder, Mattie	3	0	0	0	.000	0	0	0	0	0	0	0	0	0	0.0
20	Flattum, Sami	3	3	0	7	-.429	0	0	2	0	0	0	0	0	0	3.0
	Totals	3	32	23	123	-.073	30	2	5	2	50	1	12	0	3	41.0

Team Attack By Set		TOTAL TEAM BLOCKS: 7.0									
Set	K	E	TA	Pct	Sideout	Pct	1	2	3	Team Records:	
1	8	9	43	-.023	10-						

# Box Scores

Oct. 30, 2015 at Texas Tech

Volleyball Box Score  
The Automated ScoreBook  
#2 Texas vs Texas Tech (Oct 30, 2015 at Lubbock, Texas)

#	Texas	S	Attack				Serve			Block				Pts	
			K	E	TA	Pct	Ast	SA	SE	RE	Dig	BS	BA		BE
5	McCage, Molly	3	4	0	9	.444	0	0	0	2	0	4	0	0	6.0
6	Brooks, Kat	3	0	0	0	.000	3	0	2	0	6	0	0	0	0.0
9	Neal, Amy	3	13	5	36	.222	1	0	2	8	0	1	0	0	13.5
11	Ogbogu, Chiaka	3	9	1	12	.667	0	0	4	0	0	2	0	0	10.0
21	Collins, Chloe	3	0	0	3	.000	33	0	0	6	0	1	0	0	0.5
27	Bedart-Ghani, Yaazie	3	4	2	9	.222	0	0	0	1	2	2	0	0	7.0
7	Dalton, Nicole	3	0	0	0	.000	2	1	1	1	3	0	0	0	1.0
8	McCoy, Cat	3	0	0	0	.000	3	1	2	0	12	0	0	0	1.0
17	Baselovic, Mirta	2	0	0	0	.000	0	0	0	0	0	0	0	0	0.0
19	P. Cerame, Paulina	3	12	2	26	.385	0	0	0	1	0	3	0	0	13.5
Team										1					
Totals		3	42	10	95	.337	42	2	11	4	39	2	13	0	52.5

**Team Attack By Set**

Set	K	E	TA	Pct	Sideout	Pct
1	12	3	35	.257	15-20	75%
2	15	2	29	.448	12-18	66%
3	15	5	31	.323	14-20	69%
41-58 70%						

**TOTAL TEAM BLOCKS: 8.5**

SET SCORES	1	2	3	Team Records:
Texas (3)	25	25	25	19-29-1
Texas Tech (0)	19	18	19	13-11,2-8

#	Texas Tech	S	Attack				Serve			Block				Pts	
			K	E	TA	Pct	Ast	SA	SE	RE	Dig	BS	BA		BE
4	Grubb, Marguerite	3	1	0	6	.167	22	0	0	2	0	0	0	1	1.0
5	Douglass, Lauren	3	5	4	14	.071	0	0	0	1	1	0	0	0	6.0
6	Redding, Sarah	3	6	8	25	.080	0	0	0	0	0	1	0	0	6.5
9	Morgan, Ashley	3	0	0	0	.000	0	0	1	0	8	0	0	0	0.0
12	Keenan, Katy	3	8	1	19	.368	0	0	0	1	0	3	0	0	9.5
24	Allen, Jenna	3	5	5	16	.000	0	0	2	0	7	0	0	0	5.0
1	Hinneburg, Victoria	2	3	3	7	.000	0	0	0	0	0	2	0	0	4.0
2	Foust, Carlie	3	0	0	1	.000	2	1	2	9	0	0	0	0	2.0
7	Akiu, Reyn	3	0	0	3	.000	4	2	0	7	0	0	0	0	2.0
11	Ybanez, Alyssa	2	3	3	7	.000	0	0	0	0	0	0	1	0	3.0
15	Reed, Morgan	2	0	0	0	.000	4	0	0	4	0	0	0	0	0.0
Totals		3	31	24	98	.071	30	4	4	2	39	1	6	1	39.0

**Team Attack By Set**

Set	K	E	TA	Pct	Sideout	Pct
1	9	10	36	.028	14-24	58%
2	10	8	30	.067	12-25	47%
3	12	6	32	.188	13-24	54%
39-73 53%						

**TOTAL TEAM BLOCKS: 4.0**

Site: Lubbock, Texas (United Supermarkets)  
Date: Oct 30, 2015 Attend: 1008 Time: 1:19  
Referees: Nathan Mahaven, Steve Owen

Nov. 5, 2015 vs. West Virginia

Volleyball Box Score  
The Automated ScoreBook  
West Virginia vs #5 Texas (Nov 05, 2015 at Austin, Texas)

#	West Virginia	S	Attack				Serve			Block				Pts		
			K	E	TA	Pct	Ast	SA	SE	RE	Dig	BS	BA		BE	BH
2	Roe, Haley	3	0	0	1	.000	23	0	3	0	7	0	1	1	0	0.5
3	Montgomery, Morgan	3	15	5	41	.244	0	2	1	1	1	0	1	0	17.5	
6	Swanegan, Mia	3	1	2	6	-.167	0	1	4	0	0	0	1	0	2.5	
8	Brown, Melvina	3	0	0	0	.000	1	0	2	0	6	0	0	0	0.0	
14	Hughes, MaTia	3	0	0	1	.000	1	0	0	10	0	0	0	0	0.0	
15	Shreve, Hannah	3	2	2	8	.000	0	0	0	0	0	1	0	0	2.5	
4	Gotterba, Gianna	3	0	0	0	.000	5	0	0	5	0	0	0	0	0.0	
7	Wells, Caleah	3	4	4	10	.000	0	0	0	1	0	0	0	0	4.0	
10	Cross, Taylor	1	0	0	0	.000	0	0	0	1	0	0	0	0	0.0	
11	Brown, Abby	1	0	0	0	.000	0	0	0	1	0	0	0	0	0.0	
16	Hadjisehovic, Dzeni	3	8	2	19	.316	0	0	0	1	2	0	0	0	8.0	
Totals		3	30	15	86	.174	30	3	10	4	32	0	4	1	0	35.0

**Team Attack By Set**

Set	K	E	TA	Pct	Sideout	Pct
1	11	4	30	.233	10-24	41%
2	12	3	29	.310	16-25	63%
3	7	8	27	-.037	8-24	33%
34-73 46%						

**TOTAL TEAM BLOCKS: 2.0**

SET SCORES	1	2	3	Team Records:
West Virginia (0)	14	21	9	5-16, 0-8
Texas (3)	25	25	25	20-2, 10-1

#	Texas	S	Attack				Serve			Block				Pts	
			K	E	TA	Pct	Ast	SA	SE	RE	Dig	BS	BA		BE
5	McCage, Molly	3	8	0	8	1.000	0	0	0	0	1	0	5	0	10.5
6	Brooks, Kat	3	0	0	0	.000	3	1	2	7	0	0	0	0	1.0
9	Neal, Amy	3	13	3	33	.303	2	2	2	5	0	2	0	0	16.0
11	Ogbogu, Chiaka	3	9	0	12	.750	0	0	0	2	0	2	0	0	10.0
21	Collins, Chloe	3	3	0	3	1.000	33	0	1	0	5	0	0	0	3.0
27	Bedart-Ghani, Yaazie	2	1	0	9	.111	0	0	0	0	0	1	1	0	1.5
7	Dalton, Nicole	3	0	0	0	.000	1	0	2	4	0	0	0	0	0.0
8	McCoy, Cat	3	0	0	1	.000	1	1	1	11	0	0	0	0	1.0
12	Johnson, Morgan	2	1	0	2	.500	0	0	0	0	0	1	0	0	1.5
14	Palladino, Kate	1	0	0	0	.000	0	0	0	0	0	0	0	0	0.0
17	Baselovic, Mirta	2	0	0	1	.000	0	0	0	0	0	0	0	0	0.0
19	P. Cerame, Paulina	3	10	1	15	.600	0	0	0	1	0	4	0	0	12.0
Totals		3	45	4	84	.488	40	4	7	3	36	0	15	1	56.5

**Team Attack By Set**

Set	K	E	TA	Pct	Sideout	Pct
1	16	0	29	.552	11-15	73%
2	17	4	33	.394	16-21	76%
3	12	0	22	.545	9-10	89%
36-46 78%						

**TOTAL TEAM BLOCKS: 7.5**

Site: Austin, Texas (Gregory Gym)  
Date: Nov 05, 2015 Attend: 2492 Time: 1:20  
Referees: Patricia Rolif, Richard Bleau

	1	2	3	Total
Tie scores	5	5	1	11
Lead change	3	3	0	6

Nov. 11, 2015 at No. 10 Kansas



Volleyball Box Score  
2015 Kansas Volleyball  
#5 Texas vs #10 Kansas (Nov 11, 2015 at Lawrence, KS)



#	Texas	S	Attack				Serve			Block				Pts	
			K	E	TA	Pct	Ast	SA	SE	RE	Dig	BS	BA		BE
5	McCage, Molly	5	10	2	27	.296	0	0	0	1	1	1	0	0	11.5
6	Brooks, Kat	5	0	0	0	.000	1	1	0	14	0	0	0	0	1.0
7	Dalton, Nicole	5	0	0	2	.000	0	0	0	1	9	0	0	0	1.0
9	Neal, Amy	5	21	6	55	.273	1	4	4	3	12	0	1	0	25.5
11	Ogbogu, Chiaka	5	8	3	18	.278	0	0	2	0	3	0	6	1	11.0
21	Collins, Chloe	5	1	0	5	.200	57	0	1	0	9	0	2	3	2.0
8	McCoy, Cat	5	0	0	0	.000	1	1	1	17	0	0	0	0	1.0
17	Baselovic, Mirta	1	0	0	0	.000	0	0	0	0	0	0	0	0	0.0
19	P. Cerame, Paulina	5	21	2	35	.543	0	0	0	1	1	0	1	1	21.5
27	Bedart-Ghani, Yaazie	5	3	0	8	.375	0	0	0	0	0	3	1	0	4.5
Totals		5	64	13	150	.340	60	6	8	7	67	1	14	6	78.0

**Team Attack By Set**

Set	K	E	TA	Pct	Sideout	Pct
1	13	3	35	.286	14-24	58%
2	13	5	36	.222	14-21	66%
3	15	2	27	.481	23-28	82%
4	16	3	36	.361	16-25	63%
5	7	0	16	.438	9-10	89%
76-108 70%						

**TOTAL TEAM BLOCKS: 8.0**

SET SCORES	1	2	3	4	5	Team Records:
Texas (3)	20	25	30	22	15	21-2, 11-1 Big 12
Kansas (2)	25	20	28	25	9	22-2, 10-2 Big 12

#	Kansas	S	Attack				Serve			Block				Pts
			K											

# Box Scores

## Nov. 14, 2015 at Iowa State

### Volleyball Box Score The Automated ScoreBook #5 Texas vs Iowa State (Nov 14, 2015 at Ames, Iowa)

#	Texas	Attack				Ast	Serve			Dig	Block				Pts	
		S	K	E	TA		Pct	SA	SE		RE	BS	BA	BE		BH
5	McCage, Molly	3	4	1	14	.214	0	0	0	0	0	5	1	0	6.5	
6	Brooks, Kat	3	0	0	0	.000	2	0	1	1	6	0	0	0	0.0	
9	Neal, Amy	3	12	3	42	.214	0	0	3	1	7	0	1	0	12.5	
11	Ogbogu, Chiaka	3	11	3	21	.381	0	1	1	0	0	5	0	0	14.5	
21	Collins, Chloe	3	0	0	1	.000	31	0	1	0	10	2	0	0	1.0	
27	Bedart-Ghani, Yaazie	3	3	1	5	.400	0	0	0	0	4	0	4	0	5.0	
7	Dalton, Nicole	3	0	0	0	.000	2	0	0	1	7	0	0	0	0.0	
8	McCoy, Cat	3	0	0	0	.000	3	1	0	0	16	0	0	0	1.0	
17	Baselovic, Mirta	2	0	0	0	.000	0	0	0	0	0	0	0	0	0.0	
19	P. Cerame, Paulina	3	9	3	20	.300	0	0	0	0	2	0	3	0	10.5	
Team																
Totals		3	39	11	103	.272	38	2	6	4	52	0	20	1	0	51.0

#### Team Attack By Set

Set	K	E	TA	Pct	Sideout	Pct
1	14	3	27	.407	16-19	84%
2	15	3	41	.293	14-19	73%
3	10	5	35	.143	13-21	61%

#### SET SCORES

Texas (3)  
Iowa State (0)

#### TOTAL TEAM BLOCKS: 10.0

Team Records:  
25 25 25 22-2, 12-1  
19 18 21 16-8, 9-4

#	Iowa State	Attack				Ast	Serve			Dig	Block				Pts
		S	K	E	TA		Pct	SA	SE		RE	BS	BA	BE	
3	Kuhr, Morgan	3	13	4	32	.281	0	1	0	1	2	0	1	0	14.5
6	Conaway, Alexis	3	3	4	15	-.067	0	0	1	0	2	0	2	0	4.0
8	Harris, Monique	3	2	1	3	.333	35	1	1	0	7	0	2	0	1.0
9	West, Samara	2	0	3	6	-.500	0	0	0	0	0	0	1	0	0.5
11	Capezio, Ciara	3	9	4	24	.208	0	0	3	0	9	0	0	0	9.0
14	Schaben, Jess	3	6	5	26	.038	0	0	0	1	5	2	0	0	7.0
5	Vondrak, Natalie	1	2	4	9	-.222	0	0	1	0	2	0	1	0	2.5
7	Nolan, Caitlin	3	0	0	0	.000	2	2	0	0	24	0	0	0	2.0
10	Lazard, Grace	1	0	1	2	-.500	0	0	0	0	0	0	0	0	0.0
12	Knuth, Tory	2	2	1	4	.250	0	0	0	0	0	2	0	0	3.0
17	Horner, Suzanne	2	0	0	0	.000	0	0	0	0	0	0	0	0	0.0
Totals		3	37	27	121	.083	37	4	6	2	51	0	11	0	46.5

#### Team Attack By Set

Set	K	E	TA	Pct	Sideout	Pct
1	11	9	31	.065	16-25	63%
2	13	7	46	.130	13-24	54%
3	13	11	44	.045	13-25	51%

Site: Ames, Iowa (Hilton Coliseum)

Date: Nov 14, 2015 Attend: 3038 Time: 1:26

Referees: Dan Apol, Mary Faragher

Challenges: 0

Upheld: 0

Reversed: 0

#### TOTAL TEAM BLOCKS: 5.5

## Nov. 18, 2015 vs. Baylor

### Volleyball Box Score The Automated ScoreBook Baylor vs #5 Texas (Nov 18, 2015 at Austin, Texas)

#	Baylor	Attack				Ast	Serve			Dig	Block				Pts	
		S	K	E	TA		Pct	SA	SE		RE	BS	BA	BE		BH
1	Rosenbaum, Amy	3	2	0	4	.500	31	0	0	0	4	0	1	0	-	
3	Brusek, Jana	3	0	0	0	.000	3	1	2	0	8	0	0	0	-	
5	Fanning, Shelly	3	3	6	18	-.167	0	0	1	0	3	0	1	0	-	
8	Malloy, Andie	3	14	3	36	.306	0	0	1	0	5	0	3	0	-	
15	Itiola, Tola	3	3	1	8	.250	1	0	0	0	1	0	2	1	-	
21	Fritcher, Ashley	3	0	0	0	.000	0	4	0	0	0	0	0	0	-	
2	Vail, Jordan	2	3	2	8	.125	1	0	0	0	0	0	2	0	-	
4	Staiger, Katie	3	10	4	22	.273	0	0	0	0	6	0	0	0	-	
9	Reed, Morgan	1	0	0	0	.000	0	0	0	0	0	0	0	0	-	
20	Richburg, Adrien	2	1	0	3	.333	0	0	0	0	0	0	1	0	-	
25	Mayo, Mackenzie	3	0	0	0	.000	0	2	4	3	4	0	0	0	-	
Team																
Totals		3	36	16	99	.202	36	3	12	5	31	0	10	1	1	-

#### Team Attack By Set

Set	K	E	TA	Pct
1	10	5	30	.167
2	13	5	29	.276
3	13	6	40	.175

#### SET SCORES

Baylor (0)  
Texas (3)

#### TOTAL TEAM BLOCKS: 5.0

Team Records:  
20 18 21 16-12, 4-10  
25 25 25 23-2, 13-1

#	Texas	Attack				Ast	Serve			Dig	Block				Pts	
		S	K	E	TA		Pct	SA	SE		RE	BS	BA	BE		BH
5	McCage, Molly	3	5	0	9	.556	1	0	0	0	1	1	4	0	0	
6	Brooks, Kat	3	0	0	0	.000	0	0	1	0	9	0	0	0	0	
9	Neal, Amy	3	13	3	37	.270	1	3	0	2	5	0	2	0	0	
11	Ogbogu, Chiaka	3	5	2	10	.300	0	0	1	0	1	0	4	2	0	
21	Collins, Chloe	3	2	1	4	.250	33	1	2	0	2	1	1	2	0	
27	Bedart-Ghani, Yaazie	3	6	3	11	.273	0	0	0	0	1	0	4	0	0	
7	Dalton, Nicole	3	0	0	0	.000	3	1	0	0	10	0	0	0	0	
8	McCoy, Cat	3	0	0	0	.000	1	0	1	0	10	0	0	0	0	
17	Baselovic, Mirta	3	0	0	0	.000	0	0	0	0	0	0	0	0	0	
19	P. Cerame, Paulina	3	10	4	18	.333	0	0	0	0	1	0	1	0	0	
Team																
Totals		3	41	13	89	.315	39	5	5	3	40	2	16	4	0	-

#### Team Attack By Set

Set	K	E	TA	Pct
1	13	4	25	.360
2	14	3	28	.393
3	14	6	36	.222

Site: Austin, Texas (Gregory Gymnasium)

Date: Nov 18, 2015 Attend: 2924 Time: 1:29

Referees: Apol, Dan, Stanford-Bailess, De

#### TOTAL TEAM BLOCKS: 10.0

## Nov. 21, 2015 vs. Kansas State

### Volleyball Box Score The Automated ScoreBook Kansas State vs #5 Texas (Nov 21, 2015 at Austin, Texas)

#	Kansas State	Attack				Ast	Serve			Dig	Block				Pts
		S	K	E	TA		Pct	SA	SE		RE	BS	BA	BE	
3	Schultejans, Alyssa	4	9	3	25	.240	0	2	1	0	4	0	1	1	0
6	Brand, Katie	4	5	1	10	.400	40	0	2	0	12	0	3	1	0
9	Reininger, Katie	4	9	4	23	.217	0	0	0	0	0	0	1	1	0
12	Flowers, Macy	4	6	6	14	.000	0	0	0	0	0	7	1	0	0
17	Sassin, Brooke	4	12	5	39	.179	0	0	2	1	13	0	1	1	0
18	Vogel, Bryna	4	7	3	30	.133	2	1	1	1	11	0	3	2	0
1	Kober, Kersten	4	0	0	1	.000	3	0	0	2	16	0	0	0	0
10	Batchelder, Mattie	4	0	0	0	.000	0	1	0	0	2	0	0	0	0
21	Fairfield, Devan	4	0	0	0	.000	0	0	0	0	9	0	0	0	0
Totals		4	48	22	142	.183	45	4	6	4	67	0	16	7	0

#### Team Attack By Set

Set	K	E	TA	Pct
1	20	6	47	.298
2	6	6	25	.000
3	13	4	33	.273
4	9	6	37	.081

#### SET SCORES

Kansas State (1)  
Texas (3)

#### TOTAL TEAM BLOCKS: 8.0

Team Records:  
33 12 19 12 17-9, 9-5  
31 25 25 25 24-2, 14-1

#	Texas	Attack				Ast	Serve			Dig	Block				Pts
		S	K	E	TA		Pct	SA	SE		RE	BS	BA	BE	
5	McCage, Molly	4	13	2	25	.440	2	0	0	0	1	0	3	0	0
6	Brooks, Kat	4	0	0	0	.000	0	0	2	0	5	0	0	0	0
9	Neal, Amy	4	18	5	49	.265	1	2	3	3	15	0	1	0	0
11	Ogbogu, Chiaka	4	18	0	28	.643	0	0	2	0	4	0	4	1	0
21	Collins, Chloe	4	5	0	9	.556	56	1	1	0	10	0	1	0</	

# Box Scores

Dec. 3, 2015 vs. Fairfield

Dec. 4, 2015 vs. No. 17 Purdue

## Volleyball Box Score The Automated ScoreBook Fairfield vs Texas (Dec 03, 2015 at Austin, Texas)

#	Fairfield	Attack				Pct	Serve			Dig	Block				Pts	
		S	K	E	TA		SA	SE	RE		BS	BA	BE	BH		
2	Theiller, Megan	3	6	3	23	.130	0	0	2	2	0	1	0	0	6.5	
3	Day, Skyler	3	9	4	24	.208	1	1	2	0	3	0	1	0	10.5	
7	O'Sullivan, Megan	3	3	1	13	.154	0	0	0	0	0	1	0	0	3.5	
9	Buckley, Sydney	3	0	0	0	.000	16	0	1	0	3	0	0	0	1	0.0
14	Akinola, Oyinkansola	3	4	3	12	.083	0	0	0	0	0	4	0	0	6.0	
15	Cooper, Chanel	3	2	2	9	.000	0	0	0	0	0	2	0	0	3.0	
4	Bechtold, Mallory	3	0	0	0	.000	0	0	0	0	6	0	0	0	0	0.0
8	Fisher, Kaitlyn	3	2	3	5	-.200	0	0	0	0	0	1	0	0	2.5	
11	Lingenfelter, Kiley	3	2	0	2	1.000	9	0	2	0	1	0	0	0	3	2.0
17	Rudeen, Taylor	3	0	0	0	.000	1	0	2	1	5	0	0	0	0	0.0
Totals		3	28	16	88	.136	27	1	9	3	25	0	10	0	4	34.0

### Team Attack By Set

Set	K	E	TA	Pct	Sideout	Pct
1	9	3	30	.200	10-24	41%
2	9	7	29	.069	11-25	43%
3	10	6	29	.138	12-24	50%
				33-73	45%	

### SET SCORES

Fairfield (0)

Texas (3)

TOTAL TEAM BLOCKS: 5.0

### Team Records:

1 2 3

18 18 17 21-10

25 25 25 26-2

## Volleyball Box Score The Automated ScoreBook #17 Purdue vs #3 Texas (Dec 04, 2015 at Austin, Tx)

#	Purdue	Attack				Pct	Serve			Dig	Block				Pts	
		S	K	E	TA		SA	SE	RE		BS	BA	BE	BH		
4	Epenesa, Sam	4	7	2	29	.172	0	0	0	1	3	0	1	0	0	7.5
5	Evans, Ashley	4	4	3	11	.091	39	0	0	0	12	0	3	0	1	5.5
8	Smith, Alexa	4	2	0	7	.286	1	1	0	0	5	0	1	0	0	3.5
13	Adelaja, Faye	4	9	4	25	.200	0	0	0	0	2	1	5	1	0	12.5
18	Drews, Annie	4	18	8	45	.222	0	0	1	0	7	0	3	0	0	19.5
20	Cuttino, Danielle	4	5	3	18	.111	0	0	0	0	1	1	4	2	0	8.0
1	Dimke, Lydia	2	0	0	1	.000	0	2	0	0	0	0	0	0	0	2.0
3	Peters, Brooke	4	0	0	0	.000	0	2	0	1	0	0	0	0	0	0.0
6	Workman, Kate	4	0	0	0	.000	1	0	1	2	3	0	0	0	0	0.0
7	Neill, Amanda	4	0	0	0	.000	6	0	0	3	18	0	0	0	1	0.0
10	Stahl, Azariah	3	5	5	14	.000	0	0	0	0	1	0	1	0	0	5.5
Totals		4	50	25	150	.167	47	3	4	6	53	2	18	3	2	64.0

### Team Attack By Set

Set	K	E	TA	Pct	Sideout	Pct
1	10	7	37	.081	10-24	41%
2	12	3	25	.360	11-15	73%
3	15	6	38	.237	13-24	54%
4	13	9	50	.080	16-27	59%
				50-90	55%	

### SET SCORES

Purdue (1)

Texas (3)

TOTAL TEAM BLOCKS: 11.0

### Team Records:

1 2 3 4

14 25 19 25 23-10

25 14 25 27 27-2

#	Texas	Attack				Pct	Serve			Dig	Block				Pts	
		S	K	E	TA		SA	SE	RE		BS	BA	BE	BH		
5	McCage, Molly	3	8	2	13	.462	0	0	0	0	0	7	0	0	11.5	
6	Brooks, Kat	3	0	0	0	.000	1	0	1	0	3	0	0	0	0	0.0
9	Neal, Amy	3	14	5	32	.281	0	3	3	0	6	0	2	0	0	18.0
11	Ogbogu, Chiaka	3	7	3	13	.308	0	0	0	0	1	0	1	0	0	7.5
21	Collins, Chloe	3	1	1	3	.000	36	0	1	0	3	0	5	0	1	3.5
27	Bedart-Ghani, Yaazie	2	2	2	7	.000	0	0	0	0	0	1	0	0	0	2.5
7	Dalton, Nicole	3	0	1	2	-.500	1	0	0	0	1	6	0	0	0	0.0
8	McCoy, Cat	3	0	0	0	.000	1	0	1	0	14	0	0	0	0	0.0
12	Johnson, Morgan	2	1	1	2	.000	0	0	0	0	0	0	0	0	0	1.0
19	P. Cerame, Paulina	3	8	1	12	.583	0	0	0	0	1	0	0	1	0	8.0
Totals		3	41	16	84	.298	39	3	6	1	34	0	16	2	1	52.0

### Team Attack By Set

Set	K	E	TA	Pct	Sideout	Pct
1	17	4	29	.448	11-19	57%
2	11	7	30	.133	11-18	61%
3	13	5	25	.320	13-18	72%
				35-55	63%	

Site: Austin, Texas (Gregory Gym)

Date: Dec 03, 2015 Attend: 1898 Time: 1:18

Referees: Thang Nguyen, Traci Belton

TOTAL TEAM BLOCKS: 8.0

#	Texas	Attack				Pct	Serve			Dig	Block				Pts	
		S	K	E	TA		SA	SE	RE		BS	BA	BE	BH		
5	McCage, Molly	4	9	2	23	.304	0	0	0	0	0	2	0	0	10.0	
6	Brooks, Kat	4	0	0	0	.000	1	0	0	0	9	0	0	0	0	0.0
9	Neal, Amy	4	17	6	42	.262	0	2	2	0	7	0	1	1	0	19.5
11	Ogbogu, Chiaka	4	9	4	21	.238	2	0	1	0	8	2	2	0	1	12.0
21	Collins, Chloe	4	2	3	6	-.167	44	0	0	0	5	0	0	1	0	2.0
27	Bedart-Ghani, Yaazie	4	9	3	21	.238	1	0	0	0	2	1	1	0	0	10.5
7	Dalton, Nicole	4	0	0	0	.000	1	2	1	2	4	0	0	0	0	2.0
8	McCoy, Cat	4	0	0	0	.000	1	2	0	1	18	0	0	0	0	2.0
17	Baselovic, Mirta	3	0	0	0	.000	0	0	0	0	0	0	0	0	0	0.0
19	P. Cerame, Paulina	4	8	5	24	.125	0	0	0	0	5	0	2	0	0	9.0
Totals		4	54	24	137	.219	50	6	4	3	58	3	8	2	1	67.0

### Team Attack By Set

Set	K	E	TA	Pct	Sideout	Pct
1	13	2	27	.407	11-15	73%
2	9	10	33	-.030	10-24	41%
3	18	3	37	.405	14-20	69%
4	14	9	40	.125	16-25	63%
				51-84	60%	

Site: Austin, Tx (Gregory Gymnasium)

Date: Dec 04, 2015 Attend: 2072 Time: 1:53

Referees: Stahl, Ron, Owen, Steve, Belton, Traci

TOTAL TEAM BLOCKS: 7.0

	1	2	3	4	Total
Tie scores	1	6	10	11	28
Lead change	0	4	4	2	10

Dec. 11, 2015 vs. No. 14 UCLA

Dec. 12, 2015 vs. No. 11 Florida

## Volleyball Box Score The Automated ScoreBook #14 UCLA vs #3 Texas (Dec 11, 2015 at Austin, Texas)

#	UCLA	Attack				Pct	Serve			Dig	Block				Pts	
		S	K	E	TA		SA	SE	RE		BS	BA	BE	BH		
2	Anderson, Jordan	4	17	9	43	.186	0	0	0	0	1	0	0	0	17.0	
8	Felix, Claire	4	6	4	19	.105	1	0	1	0	2	1	2	0	0	8.0
9	Muno, Zana	4	4	1	10	.300	35	1	1	0	20	0	1	0	1	5.5
10	Fragar, Jennie	4	2	5	15	-.200	0	0	0	0	1	0	4	0	0	4.0
16	Inouye, Rachel	4	0	0	0	.000	1	0	0	2	12	0	0	0	0	0.0
22	Ngauamo, Jessyka	4	8	5	34	.088	0	0	2	0	9	2	3	0	0	11.5
3	Buechler, Reily	4	12	5	40	.175	1	0	0	0	1	0	2	2	0	13.0
4	Lawless, Haley	1	1	1	3	.000	0	0	0	0	0	0	0	0	0	1.0
6	Drolson, Karly	4	0	0	0	.000	2	0	1	0	8	0	0	0	0	0.0
11	Fornico, Taylor	4	0	0	0	.000	4	0	1	0	17	0	0	0	0	0.0
19	Rogers, Kyra	1	0	0	0	.000	0	0	0	0	0	0	0	0	0	0.0
24	Chandler, Ryann	1	0	0	1	.000	6	0	0	0	3	0	0	0	0	0.0
Team																
Totals		4	50	30	165	.121	50	1	6	3	74	3	12	2	1	60.0

### Team Attack By Set

Set	K	E	TA	Pct	Sideout	Pct
1	15	9	49	.122	16-23	69%
2	16	5	38	.289	15-25	60%
3	7	11	39	-.103	7-24	29%
4	12	5	39	.179	13-25	51%
				51-97	52%	

### SET SCORES

UCLA (1)

Texas (3)

TOTAL TEAM BLOCKS: 9.0

### Team Records:

1 2 3 4

25 22 10 20 25-8

23 25 25 25 28-2

## Volleyball Box Score The Automated ScoreBook #11 Florida vs #3 Texas (Dec 12, 2015 at Austin, Texas)

#	Florida	Attack				Pct	Serve			Dig	Block				Pts	
		S	K	E	TA		SA	SE	RE		BS	BA	BE	BH		
1	Alhassan, Rhamat	5	19	5	39	.359	0	0	0	1	2	0	7	0	0	22.5
3	Holster, Alex	5	13	7	35	.171	0	0	2	0	2	0	3	0	0	14.5
4	Snyder, Carl	5	13	4	31	.290	3	0	0	0	15	0	1	1	0	13.5
6	Dagostino, Mackenzie	5	4	1	8	.375	54	3	1	0	10	0	4	0	0	9.0
9	Recek, Ziva	5	11	4	41	.171	0	1	2	3	13	0	1	1	0	12.5
16	Antwi, Simone	5	4	4	15	.000	0	0	0	0	1	0	3	0	0	5.5
7	Malette, Gabby	5	3	2	5	.200										

The Automated ScoreBook  
 Texas Combined Team Statistics (as of Dec 12, 2015)  
 All matches

Overall record: 29-2 Conf: 15-1 Home: 20-1 Away: 8-1 Neutral: 1-0

#	Player	sp	Attack					Set		Serve			re	Dig		Blocking					points	
			k	k/s	e	ta	pct	a	a/s	sa	se	sa/s		dig	dig/s	bs	ba	total	blk/s	be		bhe
9	Neal, Amy	106	447	4.22	140	1150	.267	22	0.21	49	80	0.46	37	248	2.34	0	41	41	0.39	7	2	516.5
19	P. Cerame, Paulina	102	307	3.01	101	750	.275	2	0.02	2	1	0.02	7	72	0.71	6	48	54	0.53	3	0	339.0
11	Ogbogu, Chiaka	107	302	2.82	62	584	.411	4	0.04	11	32	0.10	0	64	0.60	8	121	129	1.21	13	2	381.5
5	McCage, Molly	107	228	2.13	46	483	.377	4	0.04	0	0	0.00	1	29	0.27	9	99	108	1.01	3	0	286.5
27	Bedart-Ghani, Yaazie	66	95	1.44	29	224	.295	1	0.02	0	1	0.00	0	29	0.44	4	50	54	0.82	4	1	124.0
21	Collins, Chloe	107	50	0.47	22	151	.185	1215	11.36	14	22	0.13	0	205	1.92	6	48	54	0.50	18	10	94.0
12	Johnson, Morgan	38	43	1.13	19	85	.282	2	0.05	0	0	0.00	1	4	0.11	2	29	31	0.82	1	0	59.5
17	Baselovic, Mirta	57	23	0.40	3	38	.526	1	0.02	0	0	0.00	0	7	0.12	1	22	23	0.40	1	0	35.0
2	Nwanebu, Ebony	5	22	4.40	5	54	.315	2	0.40	0	0	0.00	0	17	3.40	0	4	4	0.80	0	0	24.0
7	Dalton, Nicole	82	1	0.01	2	14	-.071	50	0.61	11	11	0.13	10	149	1.82	0	4	4	0.05	0	4	14.0
14	Palladino, Kate	2	0	0.00	0	0	.000	0	0.00	1	1	0.50	0	2	1.00	0	0	0	0.00	0	0	1.0
23	Gilbert, Natalie	1	0	0.00	0	0	.000	0	0.00	0	0	0.00	0	0	0.00	0	0	0	0.00	0	0	0.0
6	Brooks, Kat	105	0	0.00	0	0	.000	49	0.47	16	18	0.15	16	216	2.06	0	0	0	0.00	0	0	16.0
8	McCoy, Cat	107	0	0.00	0	6	.000	56	0.52	22	27	0.21	14	439	4.10	0	0	0	0.00	0	0	22.0
16	Beard, Lauren	35	0	0.00	0	0	.000	6	0.17	5	13	0.14	3	59	1.69	0	0	0	0.00	0	0	5.0
TEXAS		107	1518	14.19	429	3539	.308	1414	13.21	131	206	1.22	95	1540	14.39	36	466	269.0	2.51	50	19	1918.0
Opponents		107	1270	11.87	639	3707	.170	1203	11.24	95	235	0.89	131	1428	13.35	39	315	196.5	1.84	58	33	1561.5

Team Statistics	UT	OPP
<b>ATTACK</b>		
Kills	1518	1270
Errors	429	639
Total Attacks	3539	3707
Attack Pct	.308	.170
Kills/Set	14.2	11.9
<b>SET</b>		
Assists	1414	1203
Attempts	3447	3697
Assist Pct	.410	.325
Assists/Set	13.2	11.2
<b>SERVE</b>		
Aces	131	95
Errors	206	235
Attempts	2544	2079
Serve Pct	.919	.887
Aces/Set	1.2	0.9
<b>SERVE RECEPTIONS</b>		
Errors	95	131
Errors/Set	0.9	1.2
<b>DEFENSE</b>		
Digs	1540	1428
Digs/Set	14.4	13.3
<b>BLOCKING</b>		
Block Solo	36	39
Block Assist	466	315
Total Blocks	269.0	196.5
Blocks/Set	2.5	1.8
Block Errors	50	58
Ball handling errors	19	33
<b>ATTENDANCE</b>		
Total	56368	16474
Dates/Avg Per Date	21/2684	9/1830
Neutral site #/Avg	1/88	
Current win streak	11	-
Home win streak	16	-

Date	Opponent	Score	Score by set	Att.
Aug 28	RICE	w 3-0	25-12,25-23,25-14	2406
Aug 29	UCI	w 3-0	25-13,25-7,26-24	2135
Aug 29	LSU	w 3-0	25-12,25-22,25-21	3334
Sep 04	#4 NEBRASKA	w 3-2	25-17,21-25,25-15,23-25,15-11	2721
Sep 05	#4 FLORIDA	L 1-3	20-25,25-21,18-25,24-26	0
Sep 11	UTSA	w 3-0	31-29,25-21,25-14	1890
Sep 11	SCU	w 3-0	25-21,25-12,25-23	2328
Sep 13	COLORADO STATE	w 3-0	25-20,25-18,25-19	2122
Sep 18	vs Savannah State	w 3-0	25-7,25-9,25-9	88
Sep 18	at #16 Arizona	w 3-2	22-25,25-16,27-25,20-25,15-6	2843
Sep 19	NEW MEXICO STATE	w 3-1	25-22,25-27,25-23,25-19	111
*Sep 23	TCU	w 3-0	25-19,25-21,29-27	2484
*Sep 25	at West Virginia	w 3-0	25-16,25-17,25-16	976
*Oct 03	IOWA STATE	w 3-0	26-24,25-15,25-17	2914
*Oct 07	at Baylor	w 3-0	25-16,25-19,25-19	1861
*Oct 11	OKLAHOMA	w 3-1	22-25,25-20,25-13,25-18	3960
*Oct 17	TEXAS TECH	w 3-0	25-18,25-23,25-17	4147
*Oct 21	at K-State	w 3-0	25-16,25-21,25-16	1850
*Oct 23	#7 KANSAS	w 3-0	25-16,25-19,25-14	3936
*Oct 28	at TCU	L 0-3	19-25,19-25,20-25	2009
*Oct 30	at Texas Tech	w 3-0	25-19,25-18,25-19	1008
*Nov 05	WEST VIRGINIA	w 3-0	25-14,25-21,25-9	2492
*Nov 11	at #10 Kansas	w 3-2	20-25,25-20,30-28,22-25,15-9	1503
*Nov 14	at Iowa State	w 3-0	25-19,25-18,25-21	3038
*Nov 18	BAYLOR	w 3-0	25-20,25-18,25-21	2924
*Nov 21	K-STATE	w 3-1	31-33,25-12,25-19,25-12	4093
*Nov 27	at OKLAHOMA	w 3-0	25-22,25-17,25-17	1386
Dec 03	FAIRFIELD	w 3-0	25-18,25-18,25-17	1898
Dec 04	#17 PURDUE	w 3-1	25-14,14-25,25-19,27-25	2072
Dec 11	#14 UCLA	w 3-1	23-25,25-22,25-10,25-20	4128
Dec 12	#11 FLORIDA	w 3-2	22-25,25-22,25-19,20-25,17-15	4273

Record in 3-set matches:20-1 • Record in 4-set matches:5-1 • Record in 5-set matches:4-0

The Automated ScoreBook  
 Texas Combined Team Statistics (as of Dec 13, 2015)  
 Conference matches

RECORD:	OVERALL	HOME	AWAY	NEUTRAL
ALL GAMES	15-1	8-0	7-1	0-0
CONFERENCE	15-1	8-0	7-1	0-0
NON-CONFERENCE	0-0	0-0	0-0	0-0

#	Player	sp	Attack				Set		Serve			Dig			Blocking					points		
			k	k/s	e	ta	pct	a	a/s	sa	se	sa/s	re	dig	dig/s	bs	ba	total	blk/s		be	bhe
9	Neal, Amy	52	233	4.48	66	603	.277	11	0.21	22	37	0.42	18	131	2.52	0	21	21	0.40	4	1	265.5
19	P. Cerame, Paulina	52	177	3.40	43	382	.351	0	0.00	0	0	0.00	5	29	0.56	3	27	30	0.58	2	0	193.5
11	Ogbogu, Chiaka	52	147	2.83	33	280	.407	1	0.02	3	18	0.06	0	30	0.58	3	66	69	1.33	9	1	186.0
5	McCage, Molly	52	105	2.02	20	225	.378	4	0.08	0	0	0.00	1	14	0.27	7	44	51	0.98	2	0	134.0
27	Bedart-Ghani, Yaazie	42	59	1.40	18	127	.323	0	0.00	0	1	0.00	0	20	0.48	3	36	39	0.93	3	1	80.0
21	Collins, Chloe	52	21	0.40	7	63	.222	609	11.71	5	13	0.10	0	97	1.87	1	20	21	0.40	11	5	37.0
12	Johnson, Morgan	10	13	1.30	1	16	.750	0	0.00	0	0	0.00	0	2	0.20	2	4	6	0.60	0	0	17.0
17	Baselovic, Mirta	32	1	0.03	0	4	.250	1	0.03	0	0	0.00	0	6	0.19	0	6	6	0.19	1	0	4.0
14	Palladino, Kate	1	0	0.00	0	0	.000	0	0.00	0	0	0.00	0	0	0.00	0	0	0	0.00	0	0	0.0
16	Beard, Lauren	3	0	0.00	0	0	.000	1	0.33	0	3	0.00	0	6	2.00	0	0	0	0.00	0	0	0.0
7	Dalton, Nicole	51	0	0.00	0	5	.000	21	0.41	7	8	0.14	6	109	2.14	0	0	0	0.00	0	3	7.0
6	Brooks, Kat	52	0	0.00	0	0	.000	29	0.56	9	9	0.17	8	119	2.29	0	0	0	0.00	0	0	9.0
8	McCoy, Cat	52	0	0.00	0	3	.000	28	0.54	12	13	0.23	8	193	3.71	0	0	0	0.00	0	0	12.0
TEAM		-	-	-	-	-	-	-	-	-	-	-	4	-	-	-	-	-	-	-	-	-
TEXAS		52	756	14.54	188	1708	.333	705	13.56	58	102	1.12	50	756	14.54	19	224	131.0	2.52	32	11	945.0
Opponents		52	632	12.15	306	1807	.180	603	11.60	50	122	0.96	58	683	13.13	18	132	84.0	1.62	31	17	766.0

Team Statistics	UT	OPP
<b>ATTACK</b>		
Kills	756	632
Errors	188	306
Total Attacks	1708	1807
Attack Pct	.333	.180
Kills/Set	14.5	12.2
<b>SET</b>		
Assists	705	603
Attempts	1660	1790
Assist Pct	.425	.337
Assists/Set	13.6	11.6
<b>SERVE</b>		
Aces	58	50
Errors	102	122
Attempts	1251	1015
Serve Pct	.918	.880
Aces/Set	1.1	1.0
<b>SERVE RECEPTIONS</b>		
Errors	50	58
Errors/Set	1.0	1.1
<b>DEFENSE</b>		
Digs	756	683
Digs/Set	14.5	13.1
<b>BLOCKING</b>		
Block Solo	19	18
Block Assist	224	132
Total Blocks	131.0	84.0
Blocks/Set	2.5	1.6
Block Errors	32	31
Ball handling errors	11	17
<b>ATTENDANCE</b>		
Total	26950	13631
Dates/Avg Per Date	8/3369	8/1704
Neutral site #/Avg	0/0	-
Current win streak	7	-
Home win streak	8	-

Date	Opponent	Score	Score by set	Att.
*Sep 23	TCU	w 3-0	25-19,25-21,29-27	2484
*Sep 25	at West Virginia	w 3-0	25-16,25-17,25-16	976
*Oct 03	IOWA STATE	w 3-0	26-24,25-15,25-17	2914
*Oct 07	at Baylor	w 3-0	25-16,25-19,25-19	1861
*Oct 11	OKLAHOMA	w 3-1	22-25,25-20,25-13,25-18	3960
*Oct 17	TEXAS TECH	w 3-0	25-18,25-23,25-17	4147
*Oct 21	at K-State	w 3-0	25-16,25-21,25-16	1850
*Oct 23	#7 KANSAS	w 3-0	25-16,25-19,25-14	3936
*Oct 28	at TCU	L 0-3	19-25,19-25,20-25	2009
*Oct 30	at Texas Tech	w 3-0	25-19,25-18,25-19	1008
*Nov 05	WEST VIRGINIA	w 3-0	25-14,25-21,25-9	2492
*Nov 11	at #10 Kansas	w 3-2	20-25,25-20,30-28,22-25,15-9	1503
*Nov 14	at Iowa State	w 3-0	25-19,25-18,25-21	3038
*Nov 18	BAYLOR	w 3-0	25-20,25-18,25-21	2924
*Nov 21	K-STATE	w 3-1	31-33,25-12,25-19,25-12	4093
*Nov 27	at OKLAHOMA	w 3-0	25-22,25-17,25-17	1386

Record in 3-set matches: 12-1  
 Record in 4-set matches: 2-0  
 Record in 5-set matches: 1-0

The Automated ScoreBook  
 Texas Combined Team Statistics (as of Dec 12, 2015)  
 Tournament

RECORD:	OVERALL	HOME	AWAY	NEUTRAL
ALL GAMES	4-0	4-0	0-0	0-0
CONFERENCE	0-0	0-0	0-0	0-0
NON-CONFERENCE	4-0	4-0	0-0	0-0

##	Player	sp	Attack				pct	Set		Serve			re	Dig		Blocking					points	
			k	k/s	e	ta		a	a/s	sa	se	sa/s		dig	dig/s	bs	ba	total	blk/s	be		bhe
9	Neal, Amy	16	62	3.88	24	174	.218	2	0.12	8	13	0.50	5	37	2.31	0	7	7	0.44	1	0	73.5
19	P. Cerame, Paulina	16	46	2.88	20	120	.217	0	0.00	0	0	0.00	0	14	0.88	3	4	7	0.44	1	0	51.0
11	Ogbogu, Chiaka	16	44	2.75	12	83	.386	2	0.12	2	5	0.12	0	15	0.94	3	9	12	0.75	2	1	53.5
5	McCage, Molly	16	39	2.44	5	82	.415	0	0.00	0	0	0.00	0	1	0.06	2	18	20	1.25	0	0	50.0
27	Bedart-Ghani, Yaazie	15	24	1.60	9	57	.263	1	0.07	0	0	0.00	0	6	0.40	1	9	10	0.67	1	0	29.5
21	Collins, Chloe	16	3	0.19	4	17	-.059	189	11.81	0	1	0.00	0	27	1.69	1	8	9	0.56	1	4	8.0
12	Johnson, Morgan	4	1	0.25	1	2	.000	0	0.00	0	0	0.00	0	0	0.00	0	0	0	0.00	0	0	1.0
17	Baselovic, Mirta	8	0	0.00	0	0	.000	0	0.00	0	0	0.00	0	0	0.00	0	1	1	0.12	0	0	0.5
8	McCoy, Cat	16	0	0.00	0	0	.000	7	0.44	3	5	0.19	3	67	4.19	0	0	0	0.00	0	0	3.0
6	Brooks, Kat	16	0	0.00	0	0	.000	3	0.19	1	2	0.06	0	28	1.75	0	0	0	0.00	0	0	1.0
7	Dalton, Nicole	16	0	0.00	2	3	-.667	5	0.31	2	1	0.12	3	34	2.12	0	0	0	0.00	0	0	2.0
#TM		-	-	-	-	-	-	-	-	-	-	-	0	-	-	-	-	-	-	-	-	-
TEXAS		16	219	13.69	77	538	.264	209	13.06	16	27	1.00	11	229	14.31	10	56	38.0	2.38	6	5	273.0
Opponents		16	195	12.19	98	577	.168	185	11.56	11	29	0.69	16	224	14.00	5	60	35.0	2.19	7	7	241.0

Team Statistics	UT	OPP
ATTACK		
Kills	219	195
Errors	77	98
Total Attacks	538	577
Attack Pct	.264	.168
Kills/Set	13.7	12.2
SET		
Assists	209	185
Attempts	534	577
Assist Pct	.391	.321
Assists/Set	13.1	11.6
SERVE		
Aces	16	11
Errors	27	29
Attempts	369	323
Serve Pct	.927	.910
Aces/Set	1.0	0.7
SERVE RECEPTIONS		
Errors	11	16
Errors/Set	0.7	1.0
DEFENSE		
Digs	229	224
Digs/Set	14.3	14.0
BLOCKING		
Block Solo	10	5
Block Assist	56	60
Total Blocks	38.0	35.0
Blocks/Set	2.4	2.2
Block Errors	6	7
Ball handling errors	5	7
ATTENDANCE		
Total	12371	0
Dates/Avg Per Date	4/3093	0/0
Neutral site #/Avg	0/0	
Current win streak	4	-
Home win streak	4	-

Date	Opponent	Score	Score by set	Att.
Dec 03	FAIRFIELD	w 3-0	25-18,25-18,25-17	1898
Dec 04	#17 PURDUE	w 3-1	25-14,14-25,25-19,27-25	2072
Dec 11	#14 UCLA	w 3-1	23-25,25-22,25-10,25-20	4128
Dec 12	#11 FLORIDA	w 3-2	22-25,25-22,25-19,20-25,17-15	4273

Record in 3-set matches: 1-0  
 Record in 4-set matches: 2-0  
 Record in 5-set matches: 1-0

The Automated ScoreBook  
Texas Combined Team Statistics (as of Dec 13, 2015)  
Tournament Teams

RECORD:	OVERALL	HOME	AWAY	NEUTRAL
ALL GAMES	16-2	12-1	4-1	0-0
CONFERENCE	7-1	4-0	3-1	0-0
NON-CONFERENCE	9-1	8-1	1-0	0-0

#	Player	sp	Attack				Set		Serve			Dig			Blocking					points		
			k	k/s	e	ta	pct	a	a/s	sa	se	sa/s	re	dig	dig/s	bs	ba	total	blk/s		be	bhe
9	Neal, Amy	67	272	4.06	96	736	.239	10	0.15	32	52	0.48	24	155	2.31	0	26	26	0.39	5	2	317.0
19	P. Cerame, Paulina	67	200	2.99	69	513	.255	2	0.03	0	0	0.00	4	57	0.85	6	31	37	0.55	2	0	221.5
11	Ogbogu, Chiaka	67	191	2.85	44	385	.382	3	0.04	8	22	0.12	0	45	0.67	4	67	71	1.06	7	1	236.5
5	McCage, Molly	67	153	2.28	30	328	.375	3	0.04	0	0	0.00	1	15	0.22	7	61	68	1.01	3	0	190.5
27	Bedart-Ghani, Yaazie	40	56	1.40	19	127	.291	1	0.03	0	1	0.00	0	19	0.47	1	25	26	0.65	2	1	69.5
21	Collins, Chloe	67	28	0.42	16	100	.120	782	11.67	3	12	0.04	0	132	1.97	4	33	37	0.55	7	9	51.5
2	Nwanebu, Ebony	5	22	4.40	5	54	.315	2	0.40	0	0	0.00	0	17	3.40	0	4	4	0.80	0	0	24.0
12	Johnson, Morgan	16	14	0.88	12	37	.054	1	0.06	0	0	0.00	1	1	0.06	0	12	12	0.75	1	0	20.0
17	Baselovic, Mirta	36	11	0.31	2	22	.409	1	0.03	0	0	0.00	0	5	0.14	1	14	15	0.42	0	0	19.0
6	Brooks, Kat	67	0	0.00	0	0	.000	28	0.42	10	10	0.15	10	130	1.94	0	0	0	0.00	0	0	10.0
16	Beard, Lauren	23	0	0.00	0	0	.000	3	0.13	2	9	0.09	1	39	1.70	0	0	0	0.00	0	0	2.0
7	Dalton, Nicole	51	0	0.00	2	7	-.286	22	0.43	4	4	0.08	6	96	1.88	0	1	1	0.02	0	3	4.5
8	McCoy, Cat	67	0	0.00	0	4	.000	32	0.48	12	14	0.18	11	258	3.85	0	0	0	0.00	0	0	12.0
	TEAM	-	-	-	-	-	-	-	-	-	-	-	3	-	-	-	-	-	-	-	-	-
	TEXAS	67	947	14.13	295	2313	.282	890	13.28	71	124	1.06	61	969	14.46	23	274	160.0	2.39	27	16	1178.0
	Opponents	67	844	12.60	393	2385	.189	800	11.94	61	143	0.91	71	960	14.33	25	235	142.5	2.13	40	20	1047.5

Team Statistics	UT	OPP
ATTACK		
Kills	947	844
Errors	295	393
Total Attacks	2313	2385
Attack Pct	.282	.189
Kills/Set	14.1	12.6
SET		
Assists	890	800
Attempts	2272	2385
Assist Pct	.392	.335
Assists/Set	13.3	11.9
SERVE		
Aces	71	61
Errors	124	143
Attempts	1565	1370
Serve Pct	.921	.896
Aces/Set	1.1	0.9
SERVE RECEPTIONS		
Errors	61	71
Errors/Set	0.9	1.1
DEFENSE		
Digs	969	960
Digs/Set	14.5	14.3
BLOCKING		
Block Solo	23	25
Block Assist	274	235
Total Blocks	160.0	142.5
Blocks/Set	2.4	2.1
Block Errors	27	40
Ball handling errors	16	20
ATTENDANCE		
Total	33080	11243
Dates/Avg Per Date	13/2545	5/2249
Neutral site #/Avg	0/0	
Current win streak	7	-
Home win streak	11	-

Date	Opponent	Score	Score by set	Att
Sep 04	#4 NEBRASKA	w 3-2	25-17,21-25,25-15,23-25,15-11	272
Sep 05	#4 FLORIDA	L 1-3	20-25,25-21,18-25,24-26	1
Sep 11	SCU	w 3-0	25-21,25-12,25-23	232
Sep 13	COLORADO STATE	w 3-0	25-20,25-18,25-19	212
Sep 18	at #16 Arizona	w 3-2	22-25,25-16,27-25,20-25,15-6	284
Sep 19	NEW MEXICO STATE	w 3-1	25-22,25-27,25-23,25-19	11
*Sep 23	TCU	w 3-0	25-19,25-21,29-27	248
*Oct 03	IOWA STATE	w 3-0	26-24,25-15,25-17	291
*Oct 21	at K-State	w 3-0	25-16,25-21,25-16	185
*Oct 23	#7 KANSAS	w 3-0	25-16,25-19,25-14	393
*Oct 28	at TCU	L 0-3	19-25,19-25,20-25	200
*Nov 11	at #10 Kansas	w 3-2	20-25,25-20,30-28,22-25,15-9	150
*Nov 14	at Iowa State	w 3-0	25-19,25-18,25-21	303
*Nov 21	K-STATE	w 3-1	31-33,25-12,25-19,25-12	409
Dec 03	FAIRFIELD	w 3-0	25-18,25-18,25-17	189
Dec 04	#17 PURDUE	w 3-1	25-14,14-25,25-19,27-25	207
Dec 11	#14 UCLA	w 3-1	23-25,25-22,25-10,25-20	412
Dec 12	#11 FLORIDA	w 3-2	22-25,25-22,25-19,20-25,17-15	427

Record in 3-set matches: 8-1  
Record in 4-set matches: 4-1  
Record in 5-set matches: 4-0

The Automated ScoreBook  
 Texas Combined Team Statistics (as of Dec 13, 2015)  
 Non-conference matches

Overall record: 14-1 Conf: 0-0 Home: 12-1 Away: 1-0 Neutral: 1-0

#	Player	sp	Attack					Set		Serve			Dig			Blocking					points	
			k	k/s	e	ta	pct	a	a/s	sa	se	sa/s	re	dig	dig/s	bs	ba	total	blk/s	be		bhe
9	Neal, Amy	54	214	3.96	74	547	.256	11	0.20	27	43	0.50	19	117	2.17	0	20	20	0.37	3	1	251.0
11	Ogbogu, Chiaka	55	155	2.82	29	304	.414	3	0.05	8	14	0.15	0	34	0.62	5	55	60	1.09	4	1	195.5
19	P. Cerame, Paulina	50	130	2.60	58	368	.196	2	0.04	2	1	0.04	2	43	0.86	3	21	24	0.48	1	0	145.5
5	McCage, Molly	55	123	2.24	26	258	.376	0	0.00	0	0	0.00	0	15	0.27	2	55	57	1.04	1	0	152.5
27	Bedart-Ghani, Yaazie	24	36	1.50	11	97	.258	1	0.04	0	0	0.00	0	9	0.38	1	14	15	0.62	1	0	44.0
12	Johnson, Morgan	28	30	1.07	18	69	.174	2	0.07	0	0	0.00	1	2	0.07	0	25	25	0.89	1	0	42.5
21	Collins, Chloe	55	29	0.53	15	88	.159	606	11.02	9	9	0.16	0	108	1.96	5	28	33	0.60	7	5	57.0
2	Nwanebu, Ebony	5	22	4.40	5	54	.315	2	0.40	0	0	0.00	0	17	3.40	0	4	4	0.80	0	0	24.0
17	Baselovic, Mirta	25	22	0.88	3	34	.559	0	0.00	0	0	0.00	0	1	0.04	1	16	17	0.68	0	0	31.0
7	Dalton, Nicole	31	1	0.03	2	9	-.111	29	0.94	4	3	0.13	4	40	1.29	0	4	4	0.13	0	1	7.0
23	Gilbert, Natalie	1	0	0.00	0	0	.000	0	0.00	0	0	0.00	0	0	0.00	0	0	0	0.00	0	0	0.0
14	Palladino, Kate	1	0	0.00	0	0	.000	0	0.00	1	1	1.00	0	2	2.00	0	0	0	0.00	0	0	1.0
6	Brooks, Kat	53	0	0.00	0	0	.000	20	0.38	7	9	0.13	8	97	1.83	0	0	0	0.00	0	0	7.0
8	McCoy, Cat	55	0	0.00	0	3	.000	28	0.51	10	14	0.18	6	246	4.47	0	0	0	0.00	0	0	10.0
16	Beard, Lauren	32	0	0.00	0	0	.000	5	0.16	5	10	0.16	3	53	1.66	0	0	0	0.00	0	0	5.0
TEXAS		55	762	13.85	241	1831	.285	709	12.89	73	104	1.33	45	784	14.25	17	242	138.0	2.51	18	8	973.0
Opponents		55	638	11.60	333	1900	.161	600	10.91	45	113	0.82	73	745	13.55	21	183	112.5	2.05	27	16	795.5

Team Statistics	UT	OPP
<b>ATTACK</b>		
Kills	762	638
Errors	241	333
Total Attacks	1831	1900
Attack Pct	.285	.161
Kills/Set	13.9	11.6
<b>SET</b>		
Assists	709	600
Attempts	1787	1907
Assist Pct	.397	.315
Assists/Set	12.9	10.9
<b>SERVE</b>		
Aces	73	45
Errors	104	113
Attempts	1293	1064
Serve Pct	.920	.894
Aces/Set	1.3	0.8
<b>SERVE RECEPTIONS</b>		
Errors	45	73
Errors/Set	0.8	1.3
<b>DEFENSE</b>		
Digs	784	745
Digs/Set	14.3	13.5
<b>BLOCKING</b>		
Block Solo	17	21
Block Assist	242	183
Total Blocks	138.0	112.5
Blocks/Set	2.5	2.0
Block Errors	18	27
Ball handling errors	8	16
<b>ATTENDANCE</b>		
Total	29418	2843
Dates/Avg Per Date	13/2263	1/2843
Neutral site #/Avg	1/88	
Current win streak	10	-
Home win streak	8	-

Date	Opponent	Score	Score by set	Att.
Aug 28	RICE	w 3-0	25-12,25-23,25-14	2406
Aug 29	UCI	w 3-0	25-13,25-7,26-24	2135
Aug 29	LSU	w 3-0	25-12,25-22,25-21	3334
Sep 04	#4 NEBRASKA	w 3-2	25-17,21-25,25-15,23-25,15-11	2721
Sep 05	#4 FLORIDA	L 1-3	20-25,25-21,18-25,24-26	0
Sep 11	UTSA	w 3-0	31-29,25-21,25-14	1890
Sep 11	SCU	w 3-0	25-21,25-12,25-23	2328
Sep 13	COLORADO STATE	w 3-0	25-20,25-18,25-19	2122
Sep 18	vs Savannah State	w 3-0	25-7,25-9,25-9	88
Sep 18	at #16 Arizona	w 3-2	22-25,25-16,27-25,20-25,15-6	2843
Sep 19	NEW MEXICO STATE	w 3-1	25-22,25-27,25-23,25-19	111
Dec 03	FAIRFIELD	w 3-0	25-18,25-18,25-17	1898
Dec 04	#17 PURDUE	w 3-1	25-14,14-25,25-19,27-25	2072
Dec 11	#14 UCLA	w 3-1	23-25,25-22,25-10,25-20	4128
Dec 12	#11 FLORIDA	w 3-2	22-25,25-22,25-19,20-25,17-15	4273

Record in 3-set matches:8-0 • Record in 4-set matches:3-1 • Record in 5-set matches:3-0

The Automated ScoreBook  
 Texas Combined Team Statistics (as of Dec 13, 2015)  
 Games won

Overall record: 29-0 Conf: 15-0 Home: 20-0 Away: 8-0 Neutral: 1-0

#	Player	sp	Attack				Set		Serve			Dig		Blocking					points			
			k	k/s	e	ta	pct	a	a/s	sa	se	sa/s	re	dig	dig/s	bs	ba	total		blk/s	be	bhe
9	Neal, Amy	99	419	4.23	128	1085	.268	21	0.21	46	73	0.46	31	238	2.40	0	36	36	0.36	6	1	483.0
19	P. Cerame, Paulina	95	291	3.06	91	697	.287	1	0.01	2	1	0.02	6	66	0.69	6	47	53	0.56	3	0	322.5
11	Ogbogu, Chiaka	100	282	2.82	53	536	.427	4	0.04	11	28	0.11	0	61	0.61	8	116	124	1.24	12	2	359.0
5	McCage, Molly	100	217	2.17	43	454	.383	3	0.03	0	0	0.00	0	27	0.27	9	94	103	1.03	3	0	273.0
27	Bedart-Ghani, Yaazie	63	91	1.44	26	214	.304	1	0.02	0	1	0.00	0	28	0.44	4	50	54	0.86	4	1	120.0
21	Collins, Chloe	100	44	0.44	19	133	.188	1138	11.38	14	21	0.14	0	194	1.94	6	45	51	0.51	18	9	86.5
12	Johnson, Morgan	34	40	1.18	15	76	.329	2	0.06	0	0	0.00	1	3	0.09	2	29	31	0.91	0	0	56.5
2	Nwanebu, Ebony	5	22	4.40	5	54	.315	2	0.40	0	0	0.00	0	17	3.40	0	4	4	0.80	0	0	24.0
17	Baselovic, Mirta	52	20	0.38	3	35	.486	0	0.00	0	0	0.00	0	6	0.12	0	19	19	0.37	1	0	29.5
7	Dalton, Nicole	78	1	0.01	2	14	-.071	48	0.62	11	11	0.14	9	142	1.82	0	4	4	0.05	0	2	14.0
14	Palladino, Kate	2	0	0.00	0	0	.000	0	0.00	1	1	0.50	0	2	1.00	0	0	0	0.00	0	0	1.0
23	Gilbert, Natalie	1	0	0.00	0	0	.000	0	0.00	0	0	0.00	0	0	0.00	0	0	0	0.00	0	0	0.0
6	Brooks, Kat	98	0	0.00	0	0	.000	46	0.47	15	17	0.15	16	203	2.07	0	0	0	0.00	0	0	15.0
8	McCoy, Cat	100	0	0.00	0	6	.000	55	0.55	22	27	0.22	13	421	4.21	0	0	0	0.00	0	0	22.0
16	Beard, Lauren	31	0	0.00	0	0	.000	5	0.16	5	11	0.16	3	51	1.65	0	0	0	0.00	0	0	5.0
TEXAS		100	1427	14.27	385	3304	.315	1326	13.26	127	191	1.27	85	1459	14.59	35	444	257.0	2.57	47	15	1811.0
Opponents		100	1172	11.72	611	3485	.161	1113	11.13	85	216	0.85	127	1339	13.39	33	277	171.5	1.72	51	31	1428.5

Team Statistics	UT	OPP
ATTACK		
Kills	1427	1172
Errors	385	611
Total Attacks	3304	3485
Attack Pct	.315	.161
Kills/Set	14.3	11.7
SET		
Assists	1326	1113
Attempts	3217	3474
Assist Pct	.412	.320
Assists/Set	13.3	11.1
SERVE		
Aces	127	85
Errors	191	216
Attempts	2397	1909
Serve Pct	.920	.887
Aces/Set	1.3	0.9
SERVE RECEPTIONS		
Errors	85	127
Errors/Set	0.9	1.3
DEFENSE		
Digs	1459	1339
Digs/Set	14.6	13.4
BLOCKING		
Block Solo	35	33
Block Assist	444	277
Total Blocks	257.0	171.5
Blocks/Set	2.6	1.7
Block Errors	47	51
Ball handling errors	15	31
ATTENDANCE		
Total	56368	14465
Dates/Avg Per Date	20/2818	8/1808
Neutral site #/Avg	1/88	
Current win streak	29	-
Home win streak	20	-

Date	Opponent	Score	Score by set	Att.
Aug 28	RICE	w 3-0	25-12,25-23,25-14	2406
Aug 29	UCI	w 3-0	25-13,25-7,26-24	2135
Aug 29	LSU	w 3-0	25-12,25-22,25-21	3334
Sep 04	#4 NEBRASKA	w 3-2	25-17,21-25,25-15,23-25,15-11	2721
Sep 11	UTSA	w 3-0	31-29,25-21,25-14	1890
Sep 11	SCU	w 3-0	25-21,25-12,25-23	2328
Sep 13	COLORADO STATE	w 3-0	25-20,25-18,25-19	2122
Sep 18	vs Savannah State	w 3-0	25-7,25-9,25-9	88
Sep 18	at #16 Arizona	w 3-2	22-25,25-16,27-25,20-25,15-6	2843
Sep 19	NEW MEXICO STATE	w 3-1	25-22,25-27,25-23,25-19	111
*Sep 23	TCU	w 3-0	25-19,25-21,29-27	2484
*Sep 25	at West Virginia	w 3-0	25-16,25-17,25-16	976
*Oct 03	IOWA STATE	w 3-0	26-24,25-15,25-17	2914
*Oct 07	at Baylor	w 3-0	25-16,25-19,25-19	1861
*Oct 11	OKLAHOMA	w 3-1	22-25,25-20,25-13,25-18	3960
*Oct 17	TEXAS TECH	w 3-0	25-18,25-23,25-17	4147
*Oct 21	at K-State	w 3-0	25-16,25-21,25-16	1850
*Oct 23	#7 KANSAS	w 3-0	25-16,25-19,25-14	3936
*Oct 30	at Texas Tech	w 3-0	25-19,25-18,25-19	1008
*Nov 05	WEST VIRGINIA	w 3-0	25-14,25-21,25-9	2492
*Nov 11	at #10 Kansas	w 3-2	20-25,25-20,30-28,22-25,15-9	1503
*Nov 14	at Iowa State	w 3-0	25-19,25-18,25-21	3038
*Nov 18	BAYLOR	w 3-0	25-20,25-18,25-21	2924
*Nov 21	K-STATE	w 3-1	31-33,25-12,25-19,25-12	4093
*Nov 27	at OKLAHOMA	w 3-0	25-22,25-17,25-17	1386
Dec 03	FAIRFIELD	w 3-0	25-18,25-18,25-17	1898
Dec 04	#17 PURDUE	w 3-1	25-14,14-25,25-19,27-25	2072
Dec 11	#14 UCLA	w 3-1	23-25,25-22,25-10,25-20	4128
Dec 12	#11 FLORIDA	w 3-2	22-25,25-22,25-19,20-25,17-15	4273

Record in 3-set matches:20-0 • Record in 4-set matches:5-0 • Record in 5-set matches:4-0

The Automated ScoreBook  
 Texas Combined Team Statistics (as of Dec 13, 2015)  
 Games lost

RECORD:	OVERALL	HOME	AWAY	NEUTRAL
ALL GAMES	0-2	0-1	0-1	0-0
CONFERENCE	0-1	0-0	0-1	0-0
NON-CONFERENCE	0-1	0-1	0-0	0-0

#	Player	sp	Attack				Set		Serve			Dig		Blocking					points			
			k	k/s	e	ta	pct	a	a/s	sa	se	sa/s	re	dig	dig/s	bs	ba	total		blk/s	be	bhe
9	Neal, Amy	7	28	4.00	12	65	.246	1	0.14	3	7	0.43	6	10	1.43	0	5	5	0.71	1	1	33.5
11	Ogbogu, Chiaka	7	20	2.86	9	48	.229	0	0.00	0	4	0.00	0	3	0.43	0	5	5	0.71	1	0	22.5
19	P. Cerame, Paulina	7	16	2.29	10	53	.113	1	0.14	0	0	0.00	1	6	0.86	0	1	1	0.14	0	0	16.5
5	McCage, Molly	7	11	1.57	3	29	.276	1	0.14	0	0	0.00	1	2	0.29	0	5	5	0.71	0	0	13.5
21	Collins, Chloe	7	6	0.86	3	18	.167	77	11.00	0	1	0.00	0	11	1.57	0	3	3	0.43	0	1	7.5
27	Bedart-Ghani, Yaazie	3	4	1.33	3	10	.100	0	0.00	0	0	0.00	0	1	0.33	0	0	0	0.00	0	0	4.0
17	Baselovic, Mirta	5	3	0.60	0	3	1.000	1	0.20	0	0	0.00	0	1	0.20	1	3	4	0.80	0	0	5.5
12	Johnson, Morgan	4	3	0.75	4	9	-.111	0	0.00	0	0	0.00	0	1	0.25	0	0	0	0.00	1	0	3.0
16	Beard, Lauren	4	0	0.00	0	0	.000	1	0.25	0	2	0.00	0	8	2.00	0	0	0	0.00	0	0	0.0
8	McCoy, Cat	7	0	0.00	0	0	.000	1	0.14	0	0	0.00	1	18	2.57	0	0	0	0.00	0	0	0.0
7	Dalton, Nicole	4	0	0.00	0	0	.000	2	0.50	0	0	0.00	1	7	1.75	0	0	0	0.00	0	2	0.0
6	Brooks, Kat	7	0	0.00	0	0	.000	3	0.43	1	1	0.14	0	13	1.86	0	0	0	0.00	0	0	1.0
	#TM	-	-	-	-	-	-	-	-	-	-	-	0	-	-	-	-	-	-	-	-	-
	TEXAS	7	91	13.00	44	235	.200	88	12.57	4	15	0.57	10	81	11.57	1	22	12.0	1.71	3	4	107.0
	Opponents	7	98	14.00	28	222	.315	90	12.86	10	19	1.43	4	89	12.71	6	38	25.0	3.57	7	2	133.0

Team Statistics	UT	OPP
<b>ATTACK</b>		
Kills	91	98
Errors	44	28
Total Attacks	235	222
Attack Pct	.200	.315
Kills/Set	13.0	14.0
<b>SET</b>		
Assists	88	90
Attempts	230	223
Assist Pct	.383	.404
Assists/Set	12.6	12.9
<b>SERVE</b>		
Aces	4	10
Errors	15	19
Attempts	147	170
Serve Pct	.898	.888
Aces/Set	0.6	1.4
<b>SERVE RECEPTIONS</b>		
Errors	10	4
Errors/Set	1.4	0.6
<b>DEFENSE</b>		
Digs	81	89
Digs/Set	11.6	12.7
<b>BLOCKING</b>		
Block Solo	1	6
Block Assist	22	38
Total Blocks	12.0	25.0
Blocks/Set	1.7	3.6
Block Errors	3	7
Ball handling errors	4	2
<b>ATTENDANCE</b>		
Total	0	2009
Dates/Avg Per Date	1/0	1/2009
Neutral site #/Avg	0/0	
Current win streak	0	-
Home win streak	0	-

Date	Opponent	Score	Score by set	Att.
Sep 05	#4 FLORIDA	L 1-3	20-25,25-21,18-25,24-26	0
*Oct 28	at TCU	L 0-3	19-25,19-25,20-25	2009

Record in 3-set matches: 0-1  
 Record in 4-set matches: 0-1  
 Record in 5-set matches: 0-0

**The Automated ScoreBook**  
**Texas Combined Team Statistics (as of Dec 13, 2015)**  
**vs. Ranked**

<b>RECORD:</b>	<b>OVERALL</b>	<b>HOME</b>	<b>AWAY</b>	<b>NEUTRAL</b>
ALL GAMES	8-1	6-1	2-0	0-0
CONFERENCE	2-0	1-0	1-0	0-0
NON-CONFERENCE	6-1	5-1	1-0	0-0

#	Player	sp	Attack				Set		Serve			Dig			Blocking					points		
			k	k/s	e	ta	pct	a	a/s	sa	se	sa/s	re	dig	dig/s	bs	ba	total	blk/s		be	bhe
9	Neal, Amy	38	146	3.84	55	394	.231	5	0.13	19	30	0.50	15	87	2.29	0	13	13	0.34	3	1	171.5
19	P. Cerame, Paulina	38	119	3.13	41	294	.265	1	0.03	0	0	0.00	3	30	0.79	3	20	23	0.61	1	0	132.0
11	Ogbogu, Chiaka	38	91	2.39	24	197	.340	3	0.08	5	14	0.13	0	30	0.79	4	37	41	1.08	3	1	118.5
5	McCage, Molly	38	78	2.05	16	175	.354	0	0.00	0	0	0.00	0	6	0.16	4	28	32	0.84	0	0	96.0
27	Bedart-Ghani, Yaazie	21	28	1.33	7	68	.309	1	0.05	0	0	0.00	0	8	0.38	1	13	14	0.67	2	0	35.5
2	Nwanebu, Ebony	5	22	4.40	5	54	.315	2	0.40	0	0	0.00	0	17	3.40	0	4	4	0.80	0	0	24.0
21	Collins, Chloe	38	13	0.34	11	52	.038	428	11.26	2	5	0.05	0	79	2.08	3	14	17	0.45	5	4	25.0
12	Johnson, Morgan	11	8	0.73	9	25	-.040	1	0.09	0	0	0.00	1	0	0.00	0	10	10	0.91	1	0	13.0
17	Baselovic, Mirta	15	4	0.27	1	8	.375	0	0.00	0	0	0.00	0	0	0.00	1	6	7	0.47	0	0	8.0
8	McCoy, Cat	38	0	0.00	0	2	.000	16	0.42	5	7	0.13	6	144	3.79	0	0	0	0.00	0	0	5.0
7	Dalton, Nicole	27	0	0.00	1	3	-.333	9	0.33	2	1	0.07	3	45	1.67	0	1	1	0.04	0	1	2.5
6	Brooks, Kat	38	0	0.00	0	0	.000	17	0.45	7	6	0.18	3	77	2.03	0	0	0	0.00	0	0	7.0
16	Beard, Lauren	13	0	0.00	0	0	.000	1	0.08	2	5	0.15	0	22	1.69	0	0	0	0.00	0	0	2.0
	#TM	-	-	-	-	-	-	-	-	-	-	-	0	-	-	-	-	-	-	-	-	-
	TEXAS	38	509	13.39	170	1272	.267	484	12.74	42	68	1.11	31	545	14.34	16	146	89.0	2.34	15	7	640.0
	Opponents	38	484	12.74	218	1352	.197	458	12.05	31	85	0.82	42	533	14.03	19	135	86.5	2.28	25	8	601.5

Team Statistics	UT	OPP
<b>ATTACK</b>		
Kills	509	484
Errors	170	218
Total Attacks	1272	1352
Attack Pct	.267	.197
Kills/Set	13.4	12.7
<b>SET</b>		
Assists	484	458
Attempts	1257	1340
Assist Pct	.385	.342
Assists/Set	12.7	12.1
<b>SERVE</b>		
Aces	42	31
Errors	68	85
Attempts	858	773
Serve Pct	.921	.890
Aces/Set	1.1	0.8
<b>SERVE RECEPTIONS</b>		
Errors	31	42
Errors/Set	0.8	1.1
<b>DEFENSE</b>		
Digs	545	533
Digs/Set	14.3	14.0
<b>BLOCKING</b>		
Block Solo	16	19
Block Assist	146	135
Total Blocks	89.0	86.5
Blocks/Set	2.3	2.3
Block Errors	15	25
Ball handling errors	7	8
<b>ATTENDANCE</b>		
Total	19252	4346
Dates/Avg Per Date	7/2750	2/2173
Neutral site #/Avg	0/0	
Current win streak	7	-
Home win streak	5	-

Date	Opponent	Score	Score by set	Att.
Sep 04	#4 NEBRASKA	w 3-2	25-17,21-25,25-15,23-25,15-11	2721
Sep 05	#4 FLORIDA	L 1-3	20-25,25-21,18-25,24-26	0
Sep 13	COLORADO STATE	w 3-0	25-20,25-18,25-19	2122
Sep 18	at #16 Arizona	w 3-2	22-25,25-16,27-25,20-25,15-6	2843
*Oct 23	#7 KANSAS	w 3-0	25-16,25-19,25-14	3936
*Nov 11	at #10 Kansas	w 3-2	20-25,25-20,30-28,22-25,15-9	1503
Dec 04	#17 PURDUE	w 3-1	25-14,14-25,25-19,27-25	2072
Dec 11	#14 UCLA	w 3-1	23-25,25-22,25-10,25-20	4128
Dec 12	#11 FLORIDA	w 3-2	22-25,25-22,25-19,20-25,17-15	4273

Record in 3-set matches: 2-0  
 Record in 4-set matches: 2-1  
 Record in 5-set matches: 4-0

The Automated ScoreBook  
 Texas Opponent Match-by-Match (as of Dec 13, 2015)  
 All matches

OPPONENT STATS

Date	Opponent	sp	attack				set			serve				recept			dig				blocking				bhe	points	score
			k	e	ta	pct	a	ta	pct	sa	se	ta	pct	re	la	pct	di	bs	ba	be	total						
Aug 28, 2015	RICE	3	25	19	89	.067	25	93	.269	2	4	50	.920	5	-	-	34	0	12	1	6.0	0	33.0	3-0			
Aug 29, 2015	UCI	3	24	21	90	.033	23	96	.240	3	6	46	.870	7	-	-	42	2	6	1	5.0	3	32.0	3-0			
Aug 29, 2015	LSU	3	35	26	131	.069	32	131	.244	3	9	56	.839	1	-	-	51	2	6	2	5.0	1	43.0	3-0			
Sep 04, 2015	NEBRASKA	5	56	31	174	.144	51	172	.297	4	13	94	.862	5	-	-	75	0	12	2	6.0	1	66.0	3-2			
Sep 05, 2015	FLORIDA	4	57	16	128	.320	52	130	.400	4	15	96	.844	3	-	-	48	6	21	5	16.5	1	77.5	1-3			
Sep 11, 2015	UTSA	3	43	14	108	.269	39	103	.379	2	9	66	.864	4	-	-	39	0	10	2	5.0	0	50.0	3-0			
Sep 11, 2015	SCU	3	34	14	100	.200	33	104	.317	4	5	58	.914	5	-	-	43	0	8	1	4.0	1	42.0	3-0			
Sep 13, 2015	COLORADO STATE	3	38	15	96	.240	36	94	.383	3	7	58	.879	9	-	-	35	1	8	4	5.0	0	46.0	3-0			
Sep 18, 2015	vs Savannah State	3	14	20	80	-.075	13	83	.157	1	4	27	.852	8	-	-	21	0	0	0	0.0	2	15.0	3-0			
Sep 18, 2015	at Arizona	5	56	35	183	.115	54	181	.298	3	5	98	.949	4	-	-	70	4	24	1	16.0	0	75.0	3-2			
Sep 19, 2015	NEW MEXICO STATE	4	61	24	144	.257	57	143	.399	5	7	92	.924	6	-	-	63	1	16	1	9.0	0	75.0	3-1			
Sep 23, 2015	TCU	3	42	19	120	.192	41	121	.339	3	7	69	.899	1	-	-	53	2	4	2	4.0	2	49.0	3-0			
Sep 25, 2015	at West Virginia	3	32	23	102	.088	29	80	.363	2	6	49	.878	7	-	-	28	3	4	3	5.0	1	39.0	3-0			
Oct 03, 2015	IOWA STATE	3	37	18	101	.188	34	100	.340	1	9	58	.845	5	-	-	34	2	6	2	5.0	0	43.0	3-0			
Oct 07, 2015	at Baylor	3	35	13	99	.222	33	99	.333	5	9	55	.836	5	-	-	31	0	2	1	1.0	0	41.0	3-0			
Oct 11, 2015	OKLAHOMA	4	54	20	138	.246	50	139	.360	3	11	77	.857	6	-	-	48	1	8	2	5.0	3	62.0	3-1			
Oct 17, 2015	TEXAS TECH	3	33	19	98	.143	32	97	.330	2	6	60	.900	3	-	-	35	1	4	2	3.0	1	38.0	3-0			
Oct 21, 2015	at K-State	3	32	23	123	.073	30	127	.236	2	5	55	.909	2	-	-	50	1	12	0	7.0	3	41.0	3-0			
Oct 23, 2015	KANSAS	3	33	17	103	.155	33	102	.324	0	8	51	.843	2	-	-	40	2	12	4	8.0	0	41.0	3-0			
Oct 28, 2015	at TCU	3	41	12	94	.309	38	93	.409	6	4	74	.946	1	-	-	41	0	17	2	8.5	1	55.5	0-3			
Oct 30, 2015	at Texas Tech	3	31	24	98	.071	30	103	.291	4	4	58	.931	2	-	-	39	1	6	1	4.0	1	39.0	3-0			
Nov 05, 2015	WEST VIRGINIA	3	30	15	86	.174	30	88	.341	3	10	46	.783	4	-	-	32	0	4	1	2.0	0	35.0	3-0			
Nov 11, 2015	at Kansas	5	77	22	179	.307	74	181	.409	7	17	108	.843	6	-	-	66	1	8	2	5.0	3	89.0	3-2			
Nov 14, 2015	at Iowa State	3	37	27	121	.083	37	119	.311	4	6	59	.898	2	-	-	51	0	11	0	5.5	1	46.5	3-0			
Nov 18, 2015	BAYLOR	3	36	16	99	.202	36	101	.356	3	12	61	.803	5	-	-	31	0	10	1	5.0	1	44.0	3-0			
Nov 21, 2015	K-STATE	4	48	22	142	.183	45	141	.319	4	6	77	.922	4	-	-	67	0	16	7	8.0	0	60.0	3-1			
Nov 27, 2015	at OKLAHOMA	3	34	16	104	.173	31	99	.313	1	2	58	.966	3	-	-	37	4	8	1	8.0	0	43.0	3-0			
Dec 03, 2015	FAIRFIELD	3	28	16	88	.136	27	97	.278	1	9	55	.836	3	-	-	25	0	10	0	5.0	4	34.0	3-0			
Dec 04, 2015	PURDUE	4	50	25	150	.167	47	144	.326	3	4	84	.952	6	-	-	53	2	18	3	11.0	2	64.0	3-1			
Dec 11, 2015	UCLA	4	50	30	165	.121	50	169	.296	1	6	78	.923	3	-	-	74	3	12	2	9.0	1	60.0	3-1			
Dec 12, 2015	FLORIDA	5	67	27	174	.230	61	167	.365	6	10	106	.906	4	-	-	72	0	20	2	10.0	0	83.0	3-2			
Texas		107	1270	639	3707	.170	1203	3697	.325	95	235	2079	.887	131	-	-	1428	39	315	58	196.5	33	1561.5				
Texas		107	1518	429	3539	.308	1414	3447	.410	131	206	2544	.919	95	-	-	1540	36	466	50	269.0	19	1918.0				

Sets played: 107  
 Kills per set: 11.87  
 Assists per set: 11.24

Service aces per set: 0.89  
 Digs per set: 13.35  
 Blocks per set: 1.84

Points per set: 14.59  
 Ball handling errors per set: 0.31  
 Reception errors per set: 1.22

The Automated ScoreBook  
Texas Team Match-by-Match (as of Dec 13, 2015)  
All matches

Date	Opponent	sp	attack				set			serve				recept			blocking				bhe	points	score	
			k	e	ta	pct	a	ta	pct	sa	se	ta	pct	re	ta	pct	dig	bs	ba	be				total
Aug 28, 2015	RICE	3	46	13	99	.333	39	90	.433	5	8	74	.892	2	-	-	37	1	18	2	10.0	0	61.0	3-0
Aug 29, 2015	UCI	3	36	7	89	.326	30	84	.357	7	8	74	.892	3	-	-	37	0	22	1	11.0	1	54.0	3-0
Aug 29, 2015	LSU	3	38	14	108	.222	35	104	.337	1	3	74	.959	3	-	-	62	1	12	1	7.0	0	46.0	3-0
Sep 04, 2015	NEBRASKA	5	58	19	161	.242	55	159	.346	5	11	108	.898	4	-	-	79	1	28	0	15.0	2	78.0	3-2
Sep 05, 2015	FLORIDA	4	52	24	131	.214	50	124	.403	3	11	88	.875	4	-	-	45	1	10	2	6.0	0	61.0	1-3
Sep 11, 2015	UTSA	3	54	12	110	.382	48	104	.462	4	7	79	.911	2	-	-	46	0	16	1	8.0	0	66.0	3-0
Sep 11, 2015	SCU	3	50	12	113	.336	47	108	.435	5	6	73	.918	4	-	-	44	1	12	2	7.0	0	62.0	3-0
Sep 13, 2015	COLORADO STATE	3	44	11	96	.344	40	95	.421	9	5	74	.932	3	-	-	38	1	8	2	5.0	0	58.0	3-0
Sep 18, 2015	vs Savannah State	3	38	3	62	.565	36	63	.571	8	6	73	.918	1	-	-	41	0	12	0	6.0	0	52.0	3-0
Sep 18, 2015	at Arizona	5	65	30	173	.202	65	180	.361	4	8	108	.926	3	-	-	76	1	30	1	16.0	0	85.0	3-2
Sep 19, 2015	NEW MEXICO STATE	4	62	19	151	.285	55	142	.387	6	4	99	.960	5	-	-	50	0	18	0	9.0	0	77.0	3-1
Sep 23, 2015	TCU	3	49	10	125	.312	46	125	.368	1	9	77	.883	3	-	-	52	2	16	1	10.0	2	60.0	3-0
Sep 25, 2015	at West Virginia	3	35	9	77	.338	34	69	.493	7	4	70	.943	2	-	-	41	0	13	2	6.5	0	48.5	3-0
Oct 03, 2015	IOWA STATE	3	43	11	89	.360	38	84	.452	5	6	74	.919	1	-	-	31	2	10	2	7.0	1	55.0	3-0
Oct 07, 2015	at Baylor	3	45	10	92	.380	41	87	.471	5	3	74	.959	5	-	-	41	0	8	0	4.0	0	54.0	3-0
Oct 11, 2015	OKLAHOMA	4	53	14	118	.331	49	116	.422	6	4	96	.958	3	-	-	60	4	16	7	12.0	1	71.0	3-1
Oct 17, 2015	TEXAS TECH	3	44	11	94	.351	42	92	.457	3	11	73	.849	2	-	-	42	1	16	4	9.0	0	56.0	3-0
Oct 21, 2015	at K-State	3	42	14	114	.246	41	114	.360	2	4	73	.945	2	-	-	57	1	10	2	6.0	1	50.0	3-0
Oct 23, 2015	KANSAS	3	48	12	107	.336	44	101	.436	2	4	73	.945	0	-	-	45	1	16	0	9.0	0	59.0	3-0
Oct 28, 2015	at TCU	3	39	20	104	.183	38	106	.358	1	4	59	.932	6	-	-	36	0	12	1	6.0	4	46.0	0-3
Oct 30, 2015	at Texas Tech	3	42	10	95	.337	42	95	.442	2	11	73	.849	4	-	-	39	2	13	0	8.5	0	52.5	3-0
Nov 05, 2015	WEST VIRGINIA	3	45	4	84	.488	40	79	.506	4	7	73	.904	3	-	-	36	0	15	1	7.5	0	56.5	3-0
Nov 11, 2015	at Kansas	5	64	13	150	.340	60	150	.400	6	8	111	.928	7	-	-	67	1	14	6	8.0	1	78.0	3-2
Nov 14, 2015	at Iowa State	3	39	11	103	.272	38	101	.376	2	6	74	.919	4	-	-	52	0	20	1	10.0	0	51.0	3-0
Nov 18, 2015	BAYLOR	3	41	13	89	.315	39	87	.448	5	5	73	.932	3	-	-	40	2	16	4	10.0	0	56.0	3-0
Nov 21, 2015	K-STATE	4	73	12	158	.386	64	149	.430	4	11	105	.895	4	-	-	68	1	14	1	8.0	0	85.0	3-1
Nov 27, 2015	at OKLAHOMA	3	54	14	109	.367	49	105	.467	3	5	73	.932	1	-	-	49	2	15	0	9.5	1	66.5	3-0
Dec 03, 2015	FAIRFIELD	3	41	16	84	.298	39	86	.453	3	6	73	.918	1	-	-	34	0	16	2	8.0	1	52.0	3-0
Dec 04, 2015	PURDUE	4	54	24	137	.219	50	132	.379	6	4	90	.956	3	-	-	58	3	8	2	7.0	1	67.0	3-1
Dec 11, 2015	UCLA	4	57	16	152	.270	57	153	.373	3	8	97	.918	1	-	-	67	3	14	0	10.0	1	70.0	3-1
Dec 12, 2015	FLORIDA	5	67	21	165	.279	63	163	.387	4	9	109	.917	6	-	-	70	4	18	2	13.0	2	84.0	3-2
Opponents		107	1518	429	3539	.308	1414	3447	.410	131	206	2544	.919	95	-	-	1540	36	466	50	269.0	19	1918.0	
Opponents		107	1270	639	3707	.170	1203	3697	.325	95	235	2079	.887	131	-	-	1428	39	315	58	196.5	33	1561.5	

Sets played: 107  
Kills per set: 14.19  
Assists per set: 13.21

Service aces per set: 1.22  
Digs per set: 14.39  
Blocks per set: 2.51

Points per set: 17.93  
Ball handling errors per set: 0.18  
Reception errors per set: 0.89

The Automated ScoreBook  
 Texas Category Leaders (as of Dec 13, 2015)  
 All matches

#	ATTACK (by K)	S	K	K/S	E	TA	Pct
9	Neal, Amy	106	447	4.22	140	1150	.267
19	P. Cerame, Paulina	102	307	3.01	101	750	.275
11	Ogbogu, Chiaka	107	302	2.82	62	584	.411
5	McCage, Molly	107	228	2.13	46	483	.377
27	Bedart-Ghani, Yaazie	66	95	1.44	29	224	.295
21	Collins, Chloe	107	50	0.47	22	151	.185
12	Johnson, Morgan	38	43	1.13	19	85	.282
17	Baselovic, Mirta	57	23	0.40	3	38	.526
2	Nwanebu, Ebony	5	22	4.40	5	54	.315
7	Dalton, Nicole	82	1	0.01	2	14	-.071
8	McCoy, Cat	107	0	0.00	0	6	.000

#	KILL (by K)	S	K	K/S
9	Neal, Amy	106	447	4.22
19	P. Cerame, Paulina	102	307	3.01
11	Ogbogu, Chiaka	107	302	2.82
5	McCage, Molly	107	228	2.13
27	Bedart-Ghani, Yaazie	66	95	1.44
21	Collins, Chloe	107	50	0.47
12	Johnson, Morgan	38	43	1.13
17	Baselovic, Mirta	57	23	0.40
2	Nwanebu, Ebony	5	22	4.40
7	Dalton, Nicole	82	1	0.01
8	McCoy, Cat	107	0	0.00

#	SET (by A)	S	A	A/S	TA	Pct
21	Collins, Chloe	107	1215	11.36	2743	.443
8	McCoy, Cat	107	56	0.52	207	.271
7	Dalton, Nicole	82	50	0.61	126	.397
6	Brooks, Kat	105	49	0.47	158	.310
9	Neal, Amy	106	22	0.21	112	.196
16	Beard, Lauren	35	6	0.17	13	.462
11	Ogbogu, Chiaka	107	4	0.04	16	.250
5	McCage, Molly	107	4	0.04	16	.250
12	Johnson, Morgan	38	2	0.05	13	.154
19	P. Cerame, Paulina	102	2	0.02	23	.087
2	Nwanebu, Ebony	5	2	0.40	5	.400
17	Baselovic, Mirta	57	1	0.02	5	.200
27	Bedart-Ghani, Yaazie	66	1	0.02	10	.100

#	SERVE (by SA)	S	SA	SE	SA/S	TA	Pct
9	Neal, Amy	106	49	80	0.46	440	.818
8	McCoy, Cat	107	22	27	0.21	454	.941
6	Brooks, Kat	105	16	18	0.15	403	.955
21	Collins, Chloe	107	14	22	0.13	387	.943
11	Ogbogu, Chiaka	107	11	32	0.10	392	.918
7	Dalton, Nicole	82	11	11	0.13	296	.963
16	Beard, Lauren	35	5	13	0.14	133	.902
19	P. Cerame, Paulina	102	2	1	0.02	11	.909
14	Palladino, Kate	2	1	1	0.50	3	.667
23	Gilbert, Natalie	1	0	0	0.00	3	1.00
27	Bedart-Ghani, Yaazie	66	0	1	0.00	1	.000
5	McCage, Molly	107	0	0	0.00	1	1.00
2	Nwanebu, Ebony	5	0	0	0.00	20	1.00

#	BLOCK (by Total)	S	BS	BA	Total	Blk/S
11	Ogbogu, Chiaka	107	8	121	129.0	1.21
5	McCage, Molly	107	9	99	108.0	1.01
19	P. Cerame, Paulina	102	6	48	54.0	0.53
27	Bedart-Ghani, Yaazie	66	4	50	54.0	0.82
21	Collins, Chloe	107	6	48	54.0	0.50
9	Neal, Amy	106	0	41	41.0	0.39
12	Johnson, Morgan	38	2	29	31.0	0.82
17	Baselovic, Mirta	57	1	22	23.0	0.40
7	Dalton, Nicole	82	0	4	4.0	0.05
2	Nwanebu, Ebony	5	0	4	4.0	0.80
6	Brooks, Kat	105	0	0	0.0	0.00

#	DEFENSE (by Dig)	S	Dig	Dig/S	BHE
8	McCoy, Cat	107	439	4.10	0
9	Neal, Amy	106	248	2.34	2
6	Brooks, Kat	105	216	2.06	0
21	Collins, Chloe	107	205	1.92	10
7	Dalton, Nicole	82	149	1.82	4
19	P. Cerame, Paulina	102	72	0.71	0
11	Ogbogu, Chiaka	107	64	0.60	2
16	Beard, Lauren	35	59	1.69	0
5	McCage, Molly	107	29	0.27	0
27	Bedart-Ghani, Yaazie	66	29	0.44	1
2	Nwanebu, Ebony	5	17	3.40	0
17	Baselovic, Mirta	57	7	0.12	0
12	Johnson, Morgan	38	4	0.11	0
14	Palladino, Kate	2	2	1.00	0
23	Gilbert, Natalie	1	0	0.00	0

#	POINTS (by Points)	S	Points	Points/S
9	Neal, Amy	106	516	4.87
11	Ogbogu, Chiaka	107	381	3.57
19	P. Cerame, Paulina	102	339	3.32
5	McCage, Molly	107	286	2.68
27	Bedart-Ghani, Yaazie	66	124	1.88
21	Collins, Chloe	107	94	0.88
12	Johnson, Morgan	38	59	1.57
17	Baselovic, Mirta	57	35	0.61
2	Nwanebu, Ebony	5	24	4.80
8	McCoy, Cat	107	22	0.21
7	Dalton, Nicole	82	14	0.17

#	RECEPT (by TA)	S	RE	RE/S	TA	Pct
9	Neal, Amy	106	37	0.35	-	-
8	McCoy, Cat	107	14	0.13	-	-
6	Brooks, Kat	105	16	0.15	-	-
7	Dalton, Nicole	82	10	0.12	-	-
16	Beard, Lauren	35	3	0.09	-	-
19	P. Cerame, Paulina	102	7	0.07	-	-
5	McCage, Molly	107	1	0.01	-	-
12	Johnson, Morgan	38	1	0.03	-	-
11	Ogbogu, Chiaka	107	0	0.00	-	-
TM	TEAM	-	6	0.06	-	-
27	Bedart-Ghani, Yaazie	66	0	0.00	-	-
21	Collins, Chloe	107	0	0.00	-	-
23	Gilbert, Natalie	1	0	0.00	-	-
14	Palladino, Kate	2	0	0.00	-	-
17	Baselovic, Mirta	57	0	0.00	-	-

# NCAA CHAMPIONSHIPS HISTORY

## ALL-TIME NATIONAL CHAMPIONSHIPS

Year	Champion	Runner-up	UT Finish	Site	Year	Champion	Runner-up	UT Finish	Site
2014	Penn State	BYU	T-3rd	Oklahoma City, Okla.	1990	UCLA	Pacific	T-5th	College Park, Md.
2013	Penn State	Wisconsin	T-3rd	Seattle, Ore.	1989	Long Beach State	Nebraska	T-5th	Honolulu, Hawaii
2012	<b>TEXAS</b>	Oregon	1st	Louisville, Ky.	1988	<b>TEXAS</b>	Hawaii	<b>1st</b>	Minneapolis, Minn.
2011	UCLA	Illinois	T-5th	San Antonio, Texas	1987	Hawaii	Stanford	T-3rd	Indianapolis, Ind.
2010	Penn State	California	T-3rd	Kansas City, Mo.	1986	Pacific	Nebraska	T-3rd	Stockton, Calif.
2009	Penn State	<b>TEXAS</b>	2nd	Tampa, Fla.	1985	Pacific	Stanford	T-5th	Kalamazoo, Mich.
2008	Penn State	Stanford	T-3rd	Omaha, Neb.	1984	UCLA	Stanford	T-5th	Los Angeles, Calif.
2007	Penn State	Stanford	T-5th	Sacramento, Calif.	1983	Hawaii	UCLA	T-9th	Lexington, Ky.
2006	Nebraska	Stanford	T-5th	Omaha, Neb.	1982	Hawaii	USC	T-9th	Stockton, Calif.
2005	Washington	Nebraska	T-17th	San Antonio, Texas	1981	<b>TEXAS*</b>	Portland State	<b>1st</b>	Tallahassee, Fla.
2004	Stanford	Minnesota	T-9th	Long Beach, Calif.	1981	USC**	UCLA	***	Los Angeles, Calif.
2003	USC	Florida	***	Dallas, Texas	1980	USC	Pacific	***	Santa Barbara, Calif.
2002	USC	Stanford	T-17th	New Orleans, La.	1979	Hawaii	Utah State	***	Carbondale, Ill.
2001	Stanford	Long Beach St.	T-17th	San Diego, Calif.	1978	Utah State	UCLA	***	Tuscaloosa, Ala.
2000	Nebraska	Wisconsin	***	Richmond, Va.	1977	USC	Hawaii	***	Provo, Utah
1999	Penn State	Stanford	T-17th	Honolulu, Hawaii	1976	USC	UCLA	***	Austin, Texas
1998	Long Beach State	Penn State	T-5th	Madison, Wis.	1975	UCLA	Hawaii	***	Princeton, N.J.
1997	Stanford	Penn State	T-9th	Spokane, Wash.	1974	UCLA	Hawaii	***	Portland, Ore.
1996	Stanford	Hawaii	T-9th	Cleveland, Ohio	1973	Long Beach State	Texas Women's	***	Wooster, Ohio
1995	Nebraska	<b>TEXAS</b>	2nd	Amherst, Mass.	1972-Dec.	Long Beach State	BYU	***	Provo, Utah
1994	Stanford	UCLA	T-17th	<b>Austin, Texas</b>	1972-Feb.	UCLA	Long Beach St.	***	Miami, Fla.
1993	Long Beach State	Penn State	T-5th	Madison, Wis.	1971	Sul Ross State	Long Beach St.	***	Lawrence, Kan.
1992	Stanford	UCLA	T-5th	Albuquerque, N.M.	1970	Sul Ross State	UCLA	***	Long Beach, Calif.
1991	UCLA	Long Beach St.	T-9th	Los Angeles, Calif.	*AIAW (1970-81) **NCAA (1981-present) ***Did not participate				

### TEXAS IN THE NCAA's: BY THE NUMBERS

- 0** Number of losses in NCAA Tournament First Round matches. Texas is a perfect 29-0 in NCAA Tournament First Round play.
- 2** Number of schools to go undefeated in sets throughout the entire NCAA Championship Tournament. Texas accomplished this feat first in 1988, beating North Carolina 3-0 in the first round, Colorado State 3-0 and UT-Arlington 3-0 at the NCAA South Regional, UCLA 3-0 in the NCAA Semifinals and Hawaii 3-0 in the Championship to win its first NCAA title. Washington compiled 18 straight wins in games en route to the 2005 title.
- 3** Number of schools east of California to claim the NCAA National Championship title. Texas first accomplished this feat in 1988, followed by Nebraska (1995, 2000, 2006) and Penn State (1999, 2007-10).
- 11** Number of NCAA Tournament Semifinal appearances by Texas
- 18** Number of NCAA Tournament Regional matches hosted by Texas (including the 2015 matches)
- 21** Number of NCAA Tournament Regional Championship appearances by Texas
- 28** Number of NCAA Tournament Regional Semifinal appearances by Texas
- 32** Number of NCAA Tournament appearances by Texas, the seventh-best total in NCAA Division I history
- 83** Number of wins in NCAA Tournament by Texas (83-29), the fifth-best total in NCAA Division I history

# TEXAS IN THE NCAA TOURNAMENT

## 2015 (4-0)

### First Round (Austin, Texas)

Fairfield \_\_\_\_\_ W \_\_\_\_\_ 25-18, 25-18, 25-17

### Second Round (Austin, Texas)

#17 Purdue \_\_\_\_\_ W \_\_\_\_\_ 25-14, 14-25, 25-19, 27-25

### NCAA Regional (Austin, Texas)

vs. #14 UCLA \_\_\_\_\_ W \_\_\_\_\_ 23-25, 25-22, 25-10, 25-20

vs. #11 Florida \_\_\_\_\_ W \_\_\_\_\_ 22-25, 25-22, 25-19, 20-25, 17-15

### NCAA Championships (Omaha, Neb.)

vs. #2 Minnesota

## 2014 - NATIONAL SEMIFINALIST (4-1)

### First Round (Austin, Texas)

Northwestern State \_\_\_\_\_ W \_\_\_\_\_ 25-21, 25-15, 25-18

### Second Round (Austin, Texas)

Arizona State \_\_\_\_\_ W \_\_\_\_\_ 25-19, 25-20, 25-22

### NCAA Regional (Minneapolis, Minn.)

#15 Colorado State \_\_\_\_\_ W \_\_\_\_\_ 25-19, 25-18, 25-17

#7 North Carolina \_\_\_\_\_ W \_\_\_\_\_ 25-21, 18-25, 25-20, 31-29

### NCAA Championships (Oklahoma City, Okla.)

BYU \_\_\_\_\_ L \_\_\_\_\_ 23-25, 16-25, 25-17, 24-26

## 2013 - NATIONAL SEMIFINALIST (4-1)

### First Round (Austin, Texas)

Texas State \_\_\_\_\_ W \_\_\_\_\_ 25-13, 26-24, 25-16

### Second Round (Austin, Texas)

Texas A&M \_\_\_\_\_ W \_\_\_\_\_ 25-14, 25-28, 15-25, 25-19

### NCAA Regional (Lincoln, Neb.)

American \_\_\_\_\_ W \_\_\_\_\_ 24-26, 25-14, 25-16, 25-20

#9 Nebraska \_\_\_\_\_ W \_\_\_\_\_ 25-19, 25-22, 25-23

### NCAA Championships (Seattle, Wash.)

#12 Wisconsin \_\_\_\_\_ L \_\_\_\_\_ 19-25, 18-25, 28-26, 23-25

## 2012 - NATIONAL CHAMPIONS (6-0)

### First Round (Austin, Texas)

Colgate \_\_\_\_\_ W \_\_\_\_\_ 25-4, 25-11, 25-15

### Second Round (Austin, Texas)

Texas A&M \_\_\_\_\_ W \_\_\_\_\_ 25-16, 19-25, 25-19, 25-18

### NCAA Regional (Austin, Texas)

#15 Florida \_\_\_\_\_ W \_\_\_\_\_ 25-22, 26-24, 25-17

#4 USC \_\_\_\_\_ W \_\_\_\_\_ 25-19, 25-22, 25-14

### NCAA Championships (Louisville, Ky.)

Michigan \_\_\_\_\_ W \_\_\_\_\_ 25-11, 21-25, 23-25, 25-12, 15-11

#6 Oregon \_\_\_\_\_ W \_\_\_\_\_ 25-11, 26-24, 25-19

## 2011 - REGIONAL FINALIST (3-1)

### First Round (Austin, Texas)

Texas State \_\_\_\_\_ W \_\_\_\_\_ 25-15, 25-23, 25-15

### Second Round (Austin, Texas)

Michigan State \_\_\_\_\_ W \_\_\_\_\_ 25-11, 25-18, 25-22

### NCAA Regional (Lexington, Ky.)

#16 Kentucky \_\_\_\_\_ W \_\_\_\_\_ 25-23, 22-25, 27-25, 25-23

#4 UCLA \_\_\_\_\_ L \_\_\_\_\_ 25-19, 22-25, 22-25, 21-25

## 2010 - NATIONAL SEMIFINALIST (4-1)

### First Round (Austin, Texas)

UTSA \_\_\_\_\_ W \_\_\_\_\_ 25-11, 25-18, 25-15

### Second Round (Austin, Texas)

#9 UCLA \_\_\_\_\_ W \_\_\_\_\_ 25-23, 20-25, 25-18, 26-24

### NCAA Regional (Austin, Texas)

#14 Illinois \_\_\_\_\_ W \_\_\_\_\_ 19-25, 26-24, 18-25, 25-14, 15-11

#24 Purdue \_\_\_\_\_ W \_\_\_\_\_ 18-25, 25-16, 25-15, 27-25

### NCAA Championships (Kansas City, Mo.)

#8 Penn State \_\_\_\_\_ L \_\_\_\_\_ 13-25, 13-25, 22-25

## 2009 - NATIONAL FINALIST (5-1)

### First Round (Austin, Texas)

Texas State \_\_\_\_\_ W \_\_\_\_\_ 25-16, 25-14, 25-14

### Second Round (Austin, Texas)

TCU \_\_\_\_\_ W \_\_\_\_\_ 25-15, 25-14, 25-18

### NCAA Regional (Omaha, Neb.)

Texas A&M \_\_\_\_\_ W \_\_\_\_\_ 25-18, 25-18, 25-21

#7 Nebraska \_\_\_\_\_ W \_\_\_\_\_ 21-25, 25-18, 25-16, 25-17

### NCAA Championships (Tampa, Fla.)

#11 Minnesota \_\_\_\_\_ W \_\_\_\_\_ 25-19, 25-20, 25-15

#1 Penn State \_\_\_\_\_ L \_\_\_\_\_ 25-22, 25-20, 23-25, 21-25, 13-15

## 2008 - NATIONAL SEMIFINALIST (4-1)

### First Round (Austin, Texas)

Lamar \_\_\_\_\_ W \_\_\_\_\_ 25-17, 25-14, 25-8

### Second Round (Austin, Texas)

#13 Wichita State \_\_\_\_\_ W \_\_\_\_\_ 25-14, 24-18, 25-20

### NCAA Regional (Austin, Texas)

#9 UCLA \_\_\_\_\_ W \_\_\_\_\_ 25-11, 22-25, 25-21, 25-21

Iowa State \_\_\_\_\_ W \_\_\_\_\_ 25-19, 25-19, 17-25, 25-12

### NCAA Championships (Omaha, Neb.)

#2 Stanford \_\_\_\_\_ L \_\_\_\_\_ 25-20, 25-18, 15-25, 22-25, 13-15

## 2007 - REGIONAL FINALIST (3-1)

### First Round (Austin, Texas)

Texas State \_\_\_\_\_ W \_\_\_\_\_ 30-21, 30-20, 30-13

### Second Round (Austin, Texas)

LSU \_\_\_\_\_ W \_\_\_\_\_ 30-21, 30-22, 30-23

### NCAA Regional (Gainesville, Fla.)

#7 Florida \_\_\_\_\_ W \_\_\_\_\_ 30-27, 29-31, 30-16, 30-15

#5 USC \_\_\_\_\_ L \_\_\_\_\_ 25-30, 22-30, 26-30

## 2006 - REGIONAL FINALIST (3-1)

### First Round (Austin, Texas)

Prairie View A&M \_\_\_\_\_ W \_\_\_\_\_ 30-10, 30-10, 30-11

### Second Round (Austin, Texas)

Stephen F. Austin \_\_\_\_\_ W \_\_\_\_\_ 30-16, 30-19, 30-21

### Austin Regional (Austin, Texas)

#10 Wisconsin \_\_\_\_\_ W \_\_\_\_\_ 30-19, 30-22, 30-12

#2 Stanford \_\_\_\_\_ L \_\_\_\_\_ 28-30, 32-34, 33-31, 24-30

## 2005 - SECOND ROUND (1-1)

### First Round (Austin, Texas)

LSU \_\_\_\_\_ W \_\_\_\_\_ 30-19, 30-28, 30-26

### Second Round (Austin, Texas)

#7 Hawai'i \_\_\_\_\_ L \_\_\_\_\_ 30-19, 18-30, 21-30, 20-30

# TEXAS IN THE NCAA TOURNAMENT

## 2004 - REGIONAL SEMIFINALIST (2-1)

### First Round (Austin, Texas)

Texas State \_\_\_\_\_ W \_\_\_\_\_ 30-12, 30-22, 30-15

### Second Round (Austin, Texas)

Michigan \_\_\_\_\_ W \_\_\_\_\_ 30-19, 30-27, 23-30, 30-28

### NCAA Regional (Green Bay, Wisc.)

#6 Stanford \_\_\_\_\_ L \_\_\_\_\_ 28-30, 26-30, 27-30

## 2002 - SECOND ROUND (1-1)

### First Round (Tucson, Ariz.)

Indiana \_\_\_\_\_ W \_\_\_\_\_ 30-22, 36-38, 30-17, 24-30, 15-10

### Second Round (Tucson, Ariz.)

#10 Arizona \_\_\_\_\_ L \_\_\_\_\_ 25-30, 30-25, 30-18, 22-30, 9-15

## 2001 - SECOND ROUND (1-1)

### First Round (College Station, Texas)

Northeastern \_\_\_\_\_ W \_\_\_\_\_ 30-22, 30-19, 30-22

### Second Round (College Station, Texas)

Texas A&M \_\_\_\_\_ L \_\_\_\_\_ 24-30, 22-30, 27-30

## 1999 - SECOND ROUND (1-1)

### First Round (Austin, Texas)

Houston \_\_\_\_\_ W \_\_\_\_\_ 15-6, 15-7, 15-10

### Second Round (Austin, Texas)

#19 Arizona \_\_\_\_\_ L \_\_\_\_\_ 8-15, 6-15, 7-15

## 1998 - REGIONAL FINALIST (3-1)

### First Round (Austin, Texas)

UW-Milwaukee \_\_\_\_\_ W \_\_\_\_\_ 15-6, 15-7, 15-13

### Second Round (Austin, Texas)

Colorado State \_\_\_\_\_ W \_\_\_\_\_ 15-6, 15-6, 15-9

### NCAA Regional (Long Beach, Calif.)

#5 Stanford \_\_\_\_\_ W \_\_\_\_\_ 16-14, 15-5, 4-15, 16-14

#1 Long Beach State \_\_\_\_\_ L \_\_\_\_\_ 9-15, 9-15, 2-15

## 1997 - REGIONAL SEMIFINALIST (2-1)

### First Round (Austin, Texas)

Stephen F. Austin \_\_\_\_\_ W \_\_\_\_\_ 15-8, 15-9, 15-12

### Second Round (Austin, Texas)

South Carolina \_\_\_\_\_ W \_\_\_\_\_ 15-11, 15-3, 15-10

### NCAA Regional (Stanford, Calif.)

#5 UC Santa Barbara \_\_\_\_\_ L \_\_\_\_\_ 13-15, 14-16, 6-15

## 1996 - REGIONAL SEMIFINALIST (1-1)

### Second Round (Austin, Texas)

San Diego State \_\_\_\_\_ W \_\_\_\_\_ 17-15, 15-13, 15-5

### NCAA Regional (Honolulu, Hawaii)

#5 Hawai'i \_\_\_\_\_ L \_\_\_\_\_ 13-15, 15-13, 13-15, 2-15

## 1995 - NATIONAL RUNNER-UP (4-1)

### Second Round (Austin, Texas)

George Washington \_\_\_\_\_ W \_\_\_\_\_ 15-6, 15-1, 15-6

### NCAA Regional (Gainesville, Fla.)

#16 Illinois \_\_\_\_\_ W \_\_\_\_\_ 15-13, 15-12, 15-3

#4 Florida \_\_\_\_\_ W \_\_\_\_\_ 9-15, 15-7, 15-8, 10-15, 15-13

### NCAA Championships (Amherst, Mass.)

#2 Stanford \_\_\_\_\_ W \_\_\_\_\_ 15-13, 0-15, 15-17, 15-6, 15-12

#1 Nebraska \_\_\_\_\_ L \_\_\_\_\_ 15-11, 2-15, 7-15, 14-16

## 1994 - REGIONAL SEMIFINALIST (1-1)

### First Round (Louisville, Ky.)

Louisville \_\_\_\_\_ W \_\_\_\_\_ 15-10, 16-14, 15-10

### Second Round (Gainesville, Fla.)

#14 Florida \_\_\_\_\_ L \_\_\_\_\_ 13-15, 8-15, 15-17

## 1993 - REGIONAL FINALIST (2-1)

### Second Round (Austin, Texas)

Texas A&M \_\_\_\_\_ W \_\_\_\_\_ 15-10, 15-3, 15-8

### NCAA Regional (Austin, Texas)

#20 Duke \_\_\_\_\_ W \_\_\_\_\_ 15-9, 15-12, 15-11

#14 Florida \_\_\_\_\_ L \_\_\_\_\_ 11-15, 8-15, 15-11, 15-12, 10-15

## 1992 - REGIONAL FINALIST (2-1)

### First Round (Austin, Texas)

Georgia \_\_\_\_\_ W \_\_\_\_\_ 15-12, 15-2, 10-15, 15-8

### NCAA Regional (Gainesville, Fla.)

#13 LSU \_\_\_\_\_ W \_\_\_\_\_ 15-9, 13-15, 15-12, 15-4

#5 Florida \_\_\_\_\_ L \_\_\_\_\_ 15-8, 16-14, 6-15, 2-15, 11-15

## 1991 - REGIONAL SEMIFINALIST (1-1)

### First Round (Austin, Texas)

Duke \_\_\_\_\_ W \_\_\_\_\_ 15-3, 15-9, 15-12

### NCAA Regional (Baton Rouge, La.)

#10 Florida \_\_\_\_\_ L \_\_\_\_\_ 15-3, 10-15, 9-15, 5-15

## 1990 - REGIONAL FINALIST (2-1)

### First Round (Austin, Texas)

Maryland \_\_\_\_\_ W \_\_\_\_\_ 15-3, 15-5, 15-7

### NCAA Regional (Austin, Texas)

Kentucky \_\_\_\_\_ W \_\_\_\_\_ 15-4, 15-5, 15-5

#17 LSU \_\_\_\_\_ L \_\_\_\_\_ 15-8, 15-4, 10-15, 11-15, 15-17

## 1989 - REGIONAL FINALIST (2-1)

### First Round (Austin, Texas)

Western Michigan \_\_\_\_\_ W \_\_\_\_\_ 15-10, 16-14, 15-3

### NCAA Regional (Austin, Texas)

#20 California \_\_\_\_\_ W \_\_\_\_\_ 15-11, 15-6, 15-10

#9 UT-Arlington \_\_\_\_\_ L \_\_\_\_\_ 8-15, 15-11, 15-11, 9-15, 10-15

## 1988 - NATIONAL CHAMPIONS (5-0)

### First Round (Austin, Texas)

North Carolina \_\_\_\_\_ W \_\_\_\_\_ 15-7, 15-6, 15-6

### NCAA Regional (Austin, Texas)

Colorado State \_\_\_\_\_ W \_\_\_\_\_ 15-3, 15-8, 15-5

#7 UT-Arlington \_\_\_\_\_ W \_\_\_\_\_ 15-10, 15-2, 15-7

### NCAA Championships (Minneapolis, Minn.)

#1 UCLA \_\_\_\_\_ W \_\_\_\_\_ 16-14, 15-11, 15-13

#3 Hawai'i \_\_\_\_\_ W \_\_\_\_\_ 15-4, 16-14, 15-13

## 1987 - NATIONAL SEMIFINALIST (3-1)

### First Round (Austin, Texas)

Florida State \_\_\_\_\_ W \_\_\_\_\_ 15-6, 15-11, 15-9

### NCAA Regional (Austin, Texas)

#19 Florida \_\_\_\_\_ W \_\_\_\_\_ 15-9, 15-4, 15-3

#8 Kentucky \_\_\_\_\_ W \_\_\_\_\_ 9-15, 15-12, 15-9, 15-4

### NCAA Championships (Indianapolis, Ind.)

#3 Stanford \_\_\_\_\_ L \_\_\_\_\_ 15-11, 12-15, 15-8, 6-15, 5-15

# TEXAS IN THE NCAA TOURNAMENT

## 1986 - NATIONAL SEMIFINALIST (3-1)

### First Round (Austin, Texas)

Duke \_\_\_\_\_ W \_\_\_\_\_ 15-8, 15-3, 13-15, 15-0

### South Regional (Austin, Texas)

#18 Georgia \_\_\_\_\_ W \_\_\_\_\_ 15-9, 15-8, 15-11

#16 LSU \_\_\_\_\_ W \_\_\_\_\_ 15-3, 15-11, 15-13

### NCAA Championships (Stockton, Calif.)

#2 Pacific \_\_\_\_\_ L \_\_\_\_\_ 6-15, 1-15, 14-16

## 1985 - REGIONAL FINALIST (2-1)

### First Round (Austin, Texas)

Duke \_\_\_\_\_ W \_\_\_\_\_ 15-9, 15-6, 15-8

### NCAA Regional (Austin, Texas)

#18 Texas A&M \_\_\_\_\_ W \_\_\_\_\_ 15-6, 15-8, 15-3

#5 UCLA \_\_\_\_\_ L \_\_\_\_\_ 8-15, 10-15, 11-15

## 1984 - REGIONAL FINALISTS (2-1)

### First Round (Austin, Texas)

Lamar \_\_\_\_\_ W \_\_\_\_\_ 15-4, 15-10, 15-8

### NCAA Regional (Austin, Texas)

#20 Tennessee \_\_\_\_\_ W \_\_\_\_\_ 15-6, 15-7, 10-15, 15-6

#2 UCLA \_\_\_\_\_ L \_\_\_\_\_ 17-15, 11-15, 13-15, 14-16

## 1983 - REGIONAL SEMIFINALIST (1-1)

### First Round (Austin, Texas)

Lamar \_\_\_\_\_ W \_\_\_\_\_ 15-4, 15-3, 15-10

### NCAA Regional (Austin, Texas)

#6 Kentucky \_\_\_\_\_ L \_\_\_\_\_ 7-15, 15-6, 16-14, 13-15, 10-15

## 1982 - REGIONAL SEMIFINALIST (1-1)

### First Round (Austin, Texas)

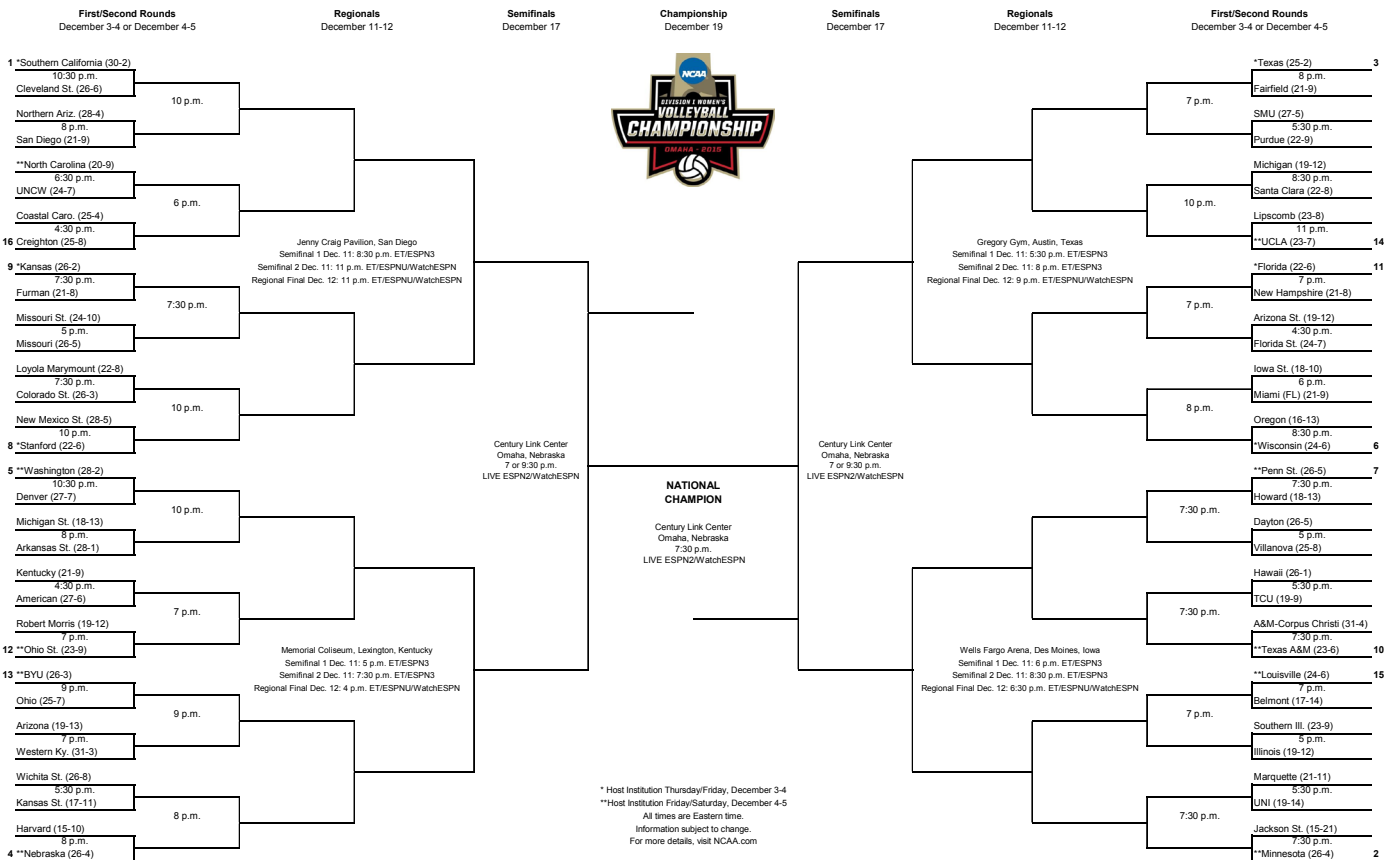
SW Missouri \_\_\_\_\_ W \_\_\_\_\_ 15-10, 8-15, 15-7, 15-13

### NCAA Regional (Houston, Texas)

Stanford \_\_\_\_\_ L \_\_\_\_\_ 8-15, 8-15, 7-15



2015 NCAA Division I Women's Volleyball Championship



\* Host Institution Thursday/Friday, December 3-4  
 \*\*Host Institution Friday/Saturday, December 4-5  
 All times are Eastern time.  
 Information subject to change.  
 For more details, visit NCAA.com

Volleyball

# Texas edges Florida to advance to volleyball Final Four

## Longhorns will play No. 2 Minnesota in Omaha

Posted December 13th, 2015



**Ryan Autullo** *American-Statesman Staff*

@autulloas

### Story highlights

- Reserve middle blocker Mirta Baselovic came off the bench for a huge block in game five
- Chiaka Ogbogu was named the regional MVP after going toe-to-toe with Florida's excellent Rhamat Alhassan
- The Longhorns, making their fourth straight Final Four appearance, will play No. 2 Minnesota on Thursday in Omaha

Instead of hanging another banner or collecting more tournament swag, the Texas volleyball team's motivation this postseason is not at all materialistic.

They just want to play alongside one another for as long as possible.

It's a simple request, and on Saturday they ensured they'll reach this season's final destination, Omaha, the site of the Final Four.

In an absolute classic that could've gone either way, No. 3 Texas edged No. 11 Florida in five sets, 25-22, 22-25, 25-19, 20-25, 17-15, at Gregory Gymnasium.

"I'm happy to have another week with them," libero Cat McCoy said.

This marks Texas' fourth straight appearance in the Final Four and seventh in the past eight seasons. The brackets shook out about as expected, and the Longhorns will take on No. 2 Minnesota at 7 p.m. Thursday at CenturyLink Center. In the second semifinal, No. 9 Kansas, which upset No. 1 USC, will face No. 4 Nebraska.

"We've overachieved for what we have, depth-wise," Longhorns coach Jerritt Elliott. "They just stick together."

Florida stuck together, too, making for an epic stare down that finally went Texas' way when Paulina Prieto Cerame threw down a kill on a point that began with a rolling back row dig by McCoy.

"It's awful that it came down to two points," Florida's Carlie Snyder said.

For Texas, Chiaka Ogbogu was named tournament MVP after she went toe-to-toe with 6-foot, 4-inch Rhamat Alhassan in a battle of middle blockers with astounding physical talent. A second middle blocker for Texas, Molly McCage, made the regional all-tournament team, as did Longhorns Paulina Prieto Cerame and Amy Neal.

Yet on one of the match's biggest points, it was a third middle blocker, reserve Mirta Baselovic, who came up huge. Tied 13-13 in the fifth, Florida called timeout and Elliott made a bold decision to swap out McCage for Baselovic, a sophomore from Croatia who plays sparingly. She validated Elliott's decision by promptly stuffing Alhassan and sending a crowd of 4,273 into a frenzy, including the men's swim team who were wearing only their swim trunks. Baselovic's teammates went berserk, but one player didn't change even her facial expression. It was Baselovic.

"She's a stone-cold killer," McCoy cracked.

Elliott said "calculated percentages" factored into the decision.

"I could have made the wrong call, but I guess that's what I'm the coach for, to make those tough decisions," he said.

Florida scored the next point when Texas' Nicole Dalton had a brain cramp and forgot to set. But her gaffe didn't matter after Prieto Cerame ended the match with consecutive kills.

Both teams relied on their middle blockers in the fifth set, and for good reason. McCage and Ogbogu were lethal on slide hits, and Florida's Alhassan threw down some hellacious spikes, including one on a bad pass from Neal for a 11-11 tie.

"Their middles were pretty elite today," Florida coach Mary Wise said.

Earlier in the fifth, Texas scored to go up 8-6 on a dreadful call when a ball that dropped in bounds by a foot was called out. Snyder, who had the hit, was livid as the teams switched sides.

Unable to contain Alhassan, Texas played from behind after dropping game one for the second night in a row.

After a win in game two, the crowd started to get loud and was eventually at full-throat when Texas took an 18-14 lead in the third. Two more points came on consecutive kills by McCage, one soft, one emphatic. For the final point, Ogbogu crushed a shot off of Alex Holston in the back row.

Holston, who had her way with Texas in regular season wins the past two seasons, was limited to just 13 kills and .171 hitting.

In game four, Florida's Mackenzie Dagostino was deadly at the service line, ripping off five straight points and three aces to take a lead Florida did not relinquish. One of her aces couldn't have been hit better, evenly splitting McCoy and Neal in the back row.

"I thought game four got away from us," Elliott said. "We weren't smooth. It was ugly, but we found a way to win."

# Longhorns defeat Florida in five-set thriller, advance to fourth-straight Final Four

---

December 13, 2015

By [Michael Shapiro](#) – The Daily Texan

As she sat on the bench with the match tied, 15-15, against Florida in the deciding fifth set, junior outside hitter Paulina Prieto Cerame prayed.

“I was praying to God to give us those points so I could go in,” Cerame said.

Cerame’s prayers were answered, and she walked onto the court. The ball came her way on two consecutive points with the sold-out crowd of 4,372 at Gregory Gym on its feet.

Both times Cerame delivered. Two big swings later, the Longhorns prevailed, 17-15, in the set, beating Florida, 3-2, and clinching a fourth straight Final Four appearance.

“I just wanted the ball,” Cerame said. “I went hard because that’s what you do on game point.”

Florida sophomore middle blocker Rhamat Alhassan dominated the first set, taking over the match with her team down, 20-18. Alhassan, a second-team All-American, registered two kills and a block in three consecutive points, deadening the Gregory Gym crowd as Florida went on to take the first frame, 25-22.

“You have to know [Alhassan’s] going to get her straight-down kills,” senior opposite hitter Amy Neal said. “You can’t get frustrated. You have to move on.”

But the Longhorns found a way to slow their opponent’s attack in the second set, just as they had Friday night against UCLA. Texas held Florida to a .191 kill percentage in set two, limiting Alhassan to one kill before winning, 25-22.

Critical to the Longhorns’ success were middle blockers senior Molly McCage and junior Chiaka Ogbogu. The pair slid out to the edge of the court numerous times in the second set, providing them with premier angles to attack the Florida defense. These slide hits resulted in two kills by Ogbogu and two by McCage, including the set clincher.

“I think a lot of teams try to commit their outsides to just two hitters,” Ogbogu said. “It gave us a lot of good opportunities to score tonight.”

Behind the capacity crowd, the Longhorns rode a wave of momentum that carried them to a dominant 25-19, third-set victory. Each kill was accompanied by a raucous ovation from the fans at Gregory Gym, with head coach Jerritt Elliott waving them on every time.

The Longhorns looked well on their way to another victory up, 15-11, in the fourth set. But the match took a sharp turn following a Florida timeout. The Gators went on a furious 14-5 run to close the set, winning, 25-20. Texas' runaway train toward the Final Four was suddenly stopped in its tracks.

As they headed to their bench, the Longhorns felt down but not out. The veteran-laden squad had been in tough situations before, and Elliott wouldn't let his team go down easy.

"I just told them I have a lot of confidence in them," Elliott said. "I try to talk about routines and make sure that our communication is good and that we're moving on to the next point."

The deciding set was what one would expect from the two battle-tested teams, each point ending with a thunderous kill or a ragged scrum. Even after the Longhorns seemed to take control at 11-7, Florida once again came storming back, evening the score at 12-12. Back and forth they went until Cerame broke through for the Longhorns. Her back-to-back kills gave Texas the set and the match.

Saturday's victory advances Texas to their seventh Final Four appearance in eight years. A Longhorn run in December now seems like clockwork, but Elliott said he never takes it for granted.

"I'm very, very fortunate to be sitting in this seat," Elliott said. "I cherish it every day. You never know when you're gonna make another Final Four."

## 'Electric' Gregory Gym showcases No. 3 Volleyball in NCAA Regional

*The Longhorns play Florida Saturday night for a fourth-straight trip to the NCAA Semifinals.*



The play was seemingly over, and how much did it even matter? The third-seeded Texas Volleyball team held a 12-point lead over UCLA in the third set, but senior [Amy Neal](#) competed as if it were dead even.

After the Bruins smashed an attack over the net, Neal found herself sliding to the right, fighting and reaching for a one-armed dig that left her tangled in the feet of those fans sitting courtside Friday night at Gregory Gym.

Texas setter [Chloe Collins](#) collected Neal's desperation pass and lofted it up for outside hitter [Paulina Prieto Cerame](#). And a point that initially looked as if the Longhorns would be lucky to get any swing on the ball ended with one of Prieto Cerame's signature terminations.

The point pushed the Longhorns toward a third-set win and eventual four-set (23-25, 25-22, 25-10, 25-20) victory against the feisty Bruins to advance to Saturday night's "Elite Eight" matchup with Florida.

But more than one point on the scoreboard is what the play symbolized. The Longhorns, despite reality and reason, never stopped fighting. When situations looked dire, they kept believing and found success. It defined the way Texas bounced back to defeat UCLA and advance to its 10<sup>th</sup>-straight NCAA Regional Final and also how the Longhorns have motored through this season.

"I heard my teammates screaming for me to go, and I will go for anything because (UCLA) was playing scrappy too," said Neal, who also had a match-high 18 kills on 58 swings. "I just wanted to get the ball out for my teammates. When (Paulina) bombs the ball, it makes it even better because it worked out. I think that's what got us going, and the crowd got really excited. Scrappy plays like that can really change the momentum for teams."

The Longhorns played scrappy against one of the scrappiest teams in the nation. UCLA is a familiar postseason opponent – the Bruins and Longhorns have faced each other four times in the past eight NCAA tournaments – and the Bruins upset Texas in 2011 as they went on to win the national title. Texas head coach [Jerritt Elliott](#) called UCLA the best defensive team in the nation, and UCLA showed why early Friday.

With 29 digs in the first set, UCLA sent balls back over the net the Longhorns are accustomed to seeing scored as points. But as Neal showed later, Texas was willing to absorb the blow and find a way to score. The Longhorns battled a defensive team with defense of their own. Five blocks were essential to a key third-set win, and passers [Kat Brooks](#), [Cat McCoy](#) and [Nicole Dalton](#) combined for 35 digs to keep Texas' offense in rhythm.

"Our blocking and our transition game just got going, and then our crowd just got electric," Elliott said. "It wasn't the best performance that we've had all year long, but one of the things I've told (the team) is you don't need to play perfect in this tournament. You just have to find a way to win."

Texas has won its last seven regional matches in Austin, advancing on to the 'final four' in 2008, 2010 and 2012. The energy inside Gregory Gym is a big reason why. The crowd responds to the Longhorns' tenacity and, as Neal would say, their scrappiness.

"You can just feel the gym," middle blocker [Chiaka Ogbogu](#) said. "It's just electrifying. Just knowing that our crowd is right there behind us makes us more confident and makes us want to put on a show for them."

Volleyball

# Texas tops UCLA, moves onto 10th straight Elite Eight

## Florida awaits on Saturday

Posted December 12th, 2015



**Ryan Autullo** *American-Statesman Staff*

@autulloas

Story highlights

- Longhorns will have a rematch with No. 11 Florida to advance to Final 4
- Senior Amy Neal had 18 kills on 58 swings
- UT won game two on a service ace by Kat Brooks

There was no way Amy Neal was going to get to the ball — until somehow she did.

A UCLA attacker found a vacant spot at the back left corner of Texas' defense, destined to score a third-set point in Friday's NCAA regional semifinal.

And then Neal heard her teammates yelling for her, and a thought crossed her mind.

"At this point, go for anything," she said later.

Her right arm outstretched, Neal made a superb save to fuel a momentum-charging point. From there, Nicole Dalton set up Paulina Prieto Cerame for a kill.

Gregory Gymnasium turned electric and stayed that way for the remainder of Texas' four-set triumph, 25-23, 22-25, 25-10, 25-20.

Remarkably, this is the 10th year in a row the Longhorns have advanced to the Elite Eight of the NCAA tournament. The next stage figures to be their toughest yet this postseason, a rematch with No. 11 Florida from a September match the [Gators took in four games at Gregory](#). It'll get underway at 8 p.m. Saturday, and the winner will advance to next week's Final Four in Omaha, Neb.

An announced crowd of 4,128 was as raucous as it's been all year, particularly in the final two sets when Neal, Prieto Cerame and Chiaka Ogbogu overwhelmed UCLA's blockers. And don't forget

middle blocker Molly McCage, who more often than not did damage when she slid to the outside for an attack.

Texas coach Jerritt Elliott sensed UCLA was on the ropes early in the fourth game so he waved his arms to encourage more crowd noise. Ogbogu delivered a service ace, bringing even more noise, not to mention a 9-5 lead.

"We have the best fans in the nation," Ogbogu said.

Texas is getting to host a regional because it secured a bid to do so back in 2012. Is it an advantage? Better believe it.

"The fire marshal's gotta come in here and back these people up," UCLA coach Michael Sealy said.

Sealy's team delivered its hardest shot out of the gates, taking game one behind eight kills from Jordan Anderson, a Texas native from Flower Mound, and some defense that Elliott had said previously might be the best in the nation. Texas had zero blocks in the game, and Elliott called his players "islands" because they weren't unified and battling for each other.

"They put a lot of pressure on us with how well they dug the ball," Elliott said.

Game two was also up for grabs, tied 20-20 after a kill by UCLA's Claire Felix. Kills by Ogbogu and Prieto Cerame preceded a bad set by UCLA's Jennie Frager, and the Bruins called timeout trailing 23-20. The final two points for Texas came from Ogbogu and on a service ace by Kat Brooks, whose attempt brushed the top of the net and dropped for the win.

Set three was a laugher, so much so that Sealy joked that he conceded victory in a team huddle when the Bruins were trailing "14 to negative-three." Though that score may be impossible, they did hit a negative number in the game (-.103).

For Texas, Neal had 18 kills on 58 swings. Ogbogu had 13 kills and eventually stepped up defensively and finished with four blocks. Prieto Cerame had 12 kills, and McCage nine.

Now it's onto Florida, which has scored a win over Texas at Gregory in each of the past two seasons. The Gators nearly gagged in their match on Friday, blowing a 2-0 set lead to Wisconsin before **rebounding to take the fifth**. Spearheaded by front row threats Rhamat Alhassan (6-4) and left-hander Alex Holston (6-1), Elliott believes Florida is the most physical team still remaining in the tournament and noted "they have a lot of matchup problems" for his squad.

"It's gonna be a war," he said.

Volleyball

# Volleyball regionals set: Texas to play No. 14 UCLA

## Four major conferences represented at Gregory Gymnasium

Posted December 6th, 2015



**Ryan Autullo** *American-Statesman Staff*

@autulloas

Through one weekend, the Austin quadrant in the NCAA volleyball tournament has unfolded the way most had expected it would.

Late Saturday on the west coast, No. 14 UCLA stopped Michigan in five sets to ensure four seeded teams will be in Austin for regionals.

No. 3 Texas, making its 10th straight Sweet 16 appearance, hosts the Bruins at 7 p.m. Friday. It'll be the second of two semifinals and will follow a 4:30 p.m. matchup between No. 6 Wisconsin and No. 11 Florida.

Four major conferences are represented: UCLA, fourth in the Pac 12, is running hot after beating top-seed USC two weeks ago; Florida, fourth in the SEC, owns a four-set win over Texas on Sept. 5 at Gregory Gymnasium; and Wisconsin came out third in the Big Ten battle royale.

The semifinal winners will meet at 8 p.m. Saturday to go to the Final Four at Omaha's Century Link Center.

Texas' path has not been easy. After opening with a sluggish sweep of Fairfield, the Longhorns (27-2 overall) ran into trouble against Purdue on Friday, nearly requiring five games before advancing 25-14, 14-25, 25-19, 27-25.

Texas is eyeing a 10th straight berth in a regional final.

Contenders lurk elsewhere in the field. In San Diego, No. 1 USC takes on No. 16 Creighton, and Big 12 runner-up Kansas, the No. 9 seed, will face Loyola Marymount, an unseeded Cinderella that swept No. 8 Stanford in round two.

Chalk prevailed in Lexington where No. 4 Nebraska takes on No. 13 BYU, the defending NCAA runner-up who eliminated Texas in last year's Final Four. In the other semifinal, No. 5 Washington will play No. 12 Ohio State.

The Des Moines regional has featured the most drama. Hawaii, which was unseeded despite having only one loss, blew through SEC champion Texas A&M in three games Saturday. Hawaii (28-1) will play defending champion Penn State, the No. 7 seed. Beware Texas: Hawaii's only loss is to, you guessed it, UCLA.

The other semifinal is a Big Ten battle between No. 2 Minnesota and unseeded Illinois. Minnesota won the regular season meeting at home in five games.

As expected, the Big Ten is flexing its muscle and accounts for six remaining teams. The Pac 12 has three, the Big 12 two and the SEC one.

# Collins sets up No. 3 Volleyball for 10th-straight NCAA Sweet 16

*Junior setter Chloe Collins guided the offense, freshman Yaasmeen Bedart-Ghani to career night.*



His Texas Longhorns weren't scheduled to compete for about 10 more hours, but head coach [Jerritt Elliott](#) was at Gregory Gym early Friday morning, already playing the match against Purdue in his head.

The Boilermakers were strong-minded and battle-tested, emerging from a Big Ten conference that sent nine teams to the NCAA Tournament and knocking off top-seeded Minnesota during the regular season. Elliott dialed through every rotation, looking for any advantage, foreseeing a match-up that he described as "Final Four" worthy.

But when it came time to play, Elliott was confined to the bench. The edges and mismatches nothing more than visions in his head. To make them real, to make them work, Elliott and the Longhorns rely on junior setter [Chloe Collins](#), who orchestrated the offense and tempo as Texas advanced to its 10<sup>th</sup>-straight "Sweet Sixteen" berth with a four-set victory against Purdue.

"I'm proud of our team for holding on and executing at a high level," Elliott said.

As the setter, Collins has the ability to control the Longhorns' rhythm. She knows the pulse of the team, who is in a groove and who is struggling to put down shots. Her stability and decision-making in the moment is crucial during NCAA Tournament time, when the emotional battle is extreme.

"Teams put pressure on you, and if you let that momentum get to you, it can become overwhelming," Elliott said.

Against Purdue, that meant steering the Longhorns' hitters around Purdue's sizable blockers. Elliott and Collins met before the second round match to go over strategy and game plan. Collins walked into the match knowing she had to get freshman hitter **Yaasmeen Bedart-Ghani** into the flow of the match early and into a rhythm that she could rely on all night.

"A big part of what I do is just trusting my hitters and knowing they can execute," Collins said.

Collins engineered the win with 44 assists, and set up Bedart-Ghani for a career-high nine kills on 21 swings. Bedart-Ghani's 21 attempts were also a season high.

Senior **Amy Neal**, who was named Big 12 Player of the Year, paced the offense with a team-high 17 kills, while senior **Molly McCage** and junior **Chiaka Ogbogu** joined Bedart-Ghani with nine kills.

"They hadn't seen Yaazie take a lot of swings over there," Elliott said. "We wanted to open up (Chiaka) by getting Yaazie involved."

Texas and Purdue split the first two sets, and third was pivotal to the match's momentum and outcome. The Boilermakers ran out to a 7-3 lead, before the Longhorns rallied to take the lead at 9-8. It was during that run that Bedart-Ghani asserted herself through the platform Collins had gifted her with from the match's beginning.

An Ogbogu kill pulled Texas within 8-6, and firm authority emerged from Bedart-Ghani's freshman voice.

"This is our moment," she told her team. "It's right now."

McCage and Neal responded with a double block, and Bedart-Ghani's solo shut down evened the match at 8-8. Another McCage kill gave Texas the lead and forced Purdue into the timeout.

The energy from Bedart-Ghani's call and response carried over into the sideline huddle.

"It was a really cool moment on the court," McCage said. "It was so cool to see her grow from even (the first round match). This whole season Yaazie has put in a lot of hard work. She's starting to be a leader."

As it turned out, Elliott's imaginary match from the morning played out later that night. He just needed Collins, his setter, to showcase Bedart-Ghani. And in the moment, she shined.

"We go over the game plan, and Yaazie was part of that plan," Collins said. "I was looking for her."

Volleyball

# Texas tops Purdue, advances to NCAA volleyball regionals

## Longhorns reach regional for 10th straight year

Posted December 4th, 2015



**Ryan Autullo** *American-Statesman Staff*

@autulloas

On Friday morning, Jerritt Elliott arrived at his office and began scouting Texas' next opponent in the NCAA tournament.

He identified a problem. Purdue, with a towering presence at the net, figured to cause some trouble for such undersized Longhorns as Amy Neal and Chloe Collins.

Second-round matchups aren't typically as challenging as the one Texas faced at Gregory Gymnasium, a hairy four-set victory, 25-14, 14-25, 25-19, 27-25.

Purdue, still smarting over being denied a national seed, proved to be a handful, nearly forcing a fifth set before Neal put away the Boilermakers with consecutive kills.

"That was a Final Four-type match," Elliott said.

Elliott's club, seeded third overall, advanced to a regional for the 10th straight year, a remarkable run of consistency that began when these current Longhorns were 10 years old or so. They'll return to Gregory on Friday to play No. 14 UCLA, a five set winner over Michigan. No. 6 Wisconsin will take on No. 11 Florida in the other semifinal.

The match began like many others, a first-set dismantling that had a crowd of 2,072 feeling at ease. To the casual observer, Purdue looked more like, say, Fairfield, which Texas had beaten the night before, than Minnesota, the tournament's second-seed that fell to the Boilermakers two weeks ago.

But Purdue had encountered too many battles in the Big Ten to just fold, and it fired back in set two behind some impressive blocking. The 14 points Texas scored marked a season-low for a full set, and the Longhorns' hitting percentage, a negative .030, was equally alarming considering they entered the tournament with the nation's second-ranked hitting percentage. Of the 10 attack errors, Neal and Chiaka Ogbogu, perhaps the team's top two players, accounted for three apiece.

Purdue was deadly with the block as well as with short serves, earning this praise from Elliott:

"They're the best short-serving team we've seen all year," he said.

Twice, Elliott called time out.

"Quite frankly, we had them right where we wanted them," Purdue coach Dave Shondell said.

Purdue's resilience may have caught Texas by surprise.

"They didn't let off once," Molly McCage said. "A lot of times we sneak in whenever a team starts backing off a little bit. I think we expected that, but they were not willing to do that at all."

McCage said the loss refocused Texas.

"It was on," she said.

McCage finished with nine kills on .304 hitting, and Neal for the second night in a row led the team in kills with 17. Freshman Yaazie Bedart-Ghani was a surprise part of the game plan and responded with nine kills on 21 swings, the exact same numbers put up by Ogbogu.

Purdue (23-10) received 18 kills from Annie Drews, a free-swinging 6-foot-4-inch left-hander, and six blocks from 6-1 Faye Adelaja. The Boilermakers firmly controlled blocks, 11-7.

Texas was officially on upset alert in set three, trailing 7-3 when Elliott called a timeout. Asked what he told his team, he claimed to have "amnesia," but whatever advice he gave them was effective. Ogbogu scored and then came to the service line, where she ripped off three more points for a 9-8 lead. Texas got the cushion it needed, 20-16, on kills by Bedart-Ghani and Neal, who scored the 20th, 22nd and 23rd points.

The fourth set was another dandy. Ogbogu had a stuff at the net and followed with a set — not her speciality — to Paulina Prieto Cerame for an 18-15 edge. Purdue cut the lead to 21-19 when Nicole Dalton and Cat McCoy miscommunicated on the back line, and then forced a tie, 22-22, when McCoy let one drop thinking Neal would take it.

Back and forth it went before Neal scored the final two points. Running off the court, she received a hug from her coach.

"We had all we could have handled and more," Elliott said.

Volleyball

# Sleepy Longhorns struggle but win tournament opener

## Texas sweeps Fairfield, advances to play Purdue

Posted December 3rd, 2015



**Ryan Autullo** *American-Statesman Staff*

@autulloas

Before cutting them loose for the evening, Jerritt Elliott had a simple directive for his Texas volleyball team.

Get some sleep. Nine hours for all, more for some.

Elliott sensed that his team, which was cramming for exams and fighting through papers all week, was tired. So did everyone else at Gregory Gymnasium, where the third-seeded Longhorns slogged their way to a sweep of Fairfield in the opening round of the NCAA tournament Thursday night.

This win, by scores of 25-18, 25-18, 25-17, was bereft of the energy that usually radiates through the team, but it's nothing their coach doesn't think a little shuteye can't fix.

"I know they're extremely tired and going through a lot right now," Elliott said.

A similar effort in Friday's second round would be cause for a bigger concern. The level of difficulty rises against Purdue, which dispatched SMU in four sets on Thursday. The Boilermakers, who nearly earned a seed for the tournament, finished fifth in the competitive Big Ten and recently beat Minnesota, the No. 2 overall seed.

"We're gonna have to be very good to play with Purdue because they have very physical athletes," outside hitter Amy Neal said.

Neal was the star of the night, twice freeing the Longhorns from trouble at the service line.

After four consecutive Fairfield points cut Texas' lead in the first set to 18-15, Elliott called time out. The Stags, winners of the Metro Atlantic Athletic Conference, had come to play from Connecticut behind maybe 50 of their fans. Neal responded with a kill, and then came to the line and ripped off three points for a 22-15 edge.

In the second set, Fairfield (21-10) again made things interesting, taking a 14-11 lead. Neal tied it at 15-15 before she stepped to the line and rattled off eight points in a row. Her jump topspin serve was on point, once hitting the court before any Fairfield player could get a hand on it.

Neal, the Big 12's player of the year, finished with 18 points to go with 14 kills on 32 swings (.281).

"I know getting the (opponent) out of system is important, so I'm just trying to get them less options than a three pass," she said.

Fairfield got nine kills out of Skyler Day and six from Megan Theiller, who lived in Pflugerville when she was young and was a regular at Texas games. Theiller, the MAAC tournament MVP, now lives in New York.

Physically, Fairfield was overmatched with its slew of 5 feet, 10-inch hitters battling a Texas squad that started 6-4 Yaazie Bedart-Ghani, 6-3 Molly McCage and 6-2 Chiaka Ogbogu. Together, the Horns had 16 blocks, McCage accounting for seven of them. Somehow, 5-7 setter Chloe Collins chipped in with five.

So how does an undersized opponent prepare for Texas' length? Well, last year Northwestern State practiced with snow shovels before its first-round matchup with the Longhorns. Fairfield didn't have an answer in practice, so coach Todd Kress, who probably goes 6-2 or so, stood at the net and tried to block shots.

"That was something we can't prepare for," Kress said. "We knew what we were up for."

Elliott suggested his team's size, at times, was detrimental.

"We have some really physical players in our gym and (Fairfield players) play with different rhythm and different timing with their arm swings than we see on a daily basis," he said.

# FROM BENCH WARMER TO BIG 12 BOSS, AMY NEAL HAS TEXAS EYEING VOLLEYBALL TITLE



By [Mechelle Voepel](#) | Dec 1, 2015  
espnW.com

It seems like things couldn't have come together better for Texas senior outside hitter Amy Neal. Her Longhorns are the No. 3 seed in volleyball's upcoming NCAA tournament. Texas' Gregory Gymnasium is host to early-round games and a regional, so the Longhorns won't have to leave home in order to attempt to advance to the final four in Omaha, Nebraska. And Neal, a native of Austin, Texas who starred at Lake Travis High, was named Big 12 player of the year Monday.

How much more perfect could this be? What if she also had an inspiring story about being a freshman on the bench who had lost faith at one point that she could actually play for her hometown Longhorns?

Let's flash back three years ago, when Texas was on its way to the NCAA title but the rookie Neal wasn't getting much playing time.

"Amy came with all the accolades -- state championships, junior Olympics, Gatorade player of the year -- and she couldn't figure it out her freshman year," Texas coach Jerritt Elliott said. "She was not ready for the pressure of the day-to-day here that she hadn't seen before. She was ... a little soft."

She was also playing behind big, explosive, superstar hitters such as Bailey Webster and Haley Eckerman.

"They were great to learn from, and seeing them in competitive environments really taught me a lot," Neal said. "But the thing I lost my freshman year was my confidence."

When the Longhorns beat Oregon for the 2012 national championship in Louisville, Kentucky, Neal was thrilled to be on the team that got Elliott a title at Texas.

However, in the days following the final, she reflected on her first season. She'd appeared in 20 matches but had just seven kills. She wanted to be a hitter, not a libero. She had to wonder: Would it best to go somewhere else?

In homage to one of her favorite TV shows, the syndicated in perpetuity "Friends," we'll call this, "The One Where Amy Contemplates Leaving the Longhorns." You already know how it ends, though. She stayed put, and her evolution as an elite college player truly began.

"The coaches talked to me and said, 'You have to believe in yourself, because you can be a hitter at this level,'" Neal said. "Around Christmas that year, I made the decision. It was a gut feeling, like, 'I'm staying,' and I'm really happy I did. I stuck through it, and it taught me how hard work pays off. I think that will help me in the future in anything I face in life."

We haven't mentioned the other obstacle that Neal had to get over, which is being "small" for an outside hitter. At 5-foot-9, she's not a complete rarity at that position in Division I volleyball. But for the upper-echelon teams, it's become much less common to have hitters under 6 feet tall.

So part of getting a chance to play was really learning *how* to play at her size and be effective.

"She's obviously not the most physical kid, probably not one of the top 50 of them," Elliott said. "But she's a great volleyball player and has a great volleyball IQ. We've spent many hours training her to use the block.

"There's an art to this game that a lot of people don't understand. If somebody has great vision and understands how to score in different ways than just hitting to the floor, they become a much better player."

Which is to say, relying solely on just clobbering the ball will typically get you a spot on the bench. Defenses at this level are just too good for that. Especially for a hitter like Neal, it's about discerning the right angles, changing up speeds, reading defenses and alternating placement.

"I knew I was going to be an undersized outside hitter, and so my coaches taught me to be smart with the game and use my court vision to my advantage," Neal said. "Jerritt's main line with me is, 'Make the block your friend.'"

All that said, let's not short-change Neal's athleticism; she has plenty of hops and can pound the ball when that's the right play.

"She has an incredible vertical," Texas middle blocker Molly McCage said. "A hitter like her is harder to block because she has so many shots in her toolbox."

Neal, McCage and libero Kat Brooks as seniors have helped the 25-2 Longhorns navigate this season brilliantly, which wasn't a given after three-time Big 12 player of the year Eckerman finished her career and two players who were expected to help replace her -- junior transfer Ebony Nwanebu and freshman Micaya White -- weren't able to play because of injuries.

Texas still won its fifth consecutive -- and ninth overall -- Big 12 title. Elliott says it's a squad that has been a lot of fun for him to coach. Texas starts the NCAA tournament vs. Fairfield on Thursday (8 p.m. ET, Longhorn Network) and will be attempting to advance to its seventh final four in eight years.

Neal, McCage, hitter Paulina Prieto Cerame, middle blocker Chiaka Ogbogu and setter Chloe Collins were named to the all-Big 12 first team, along with Neal being named Texas' seventh consecutive league player of the year.

"This team, we always talk about how balanced we are," Neal said. "The dynamic is different. We play together as a team, and we need to have all of us on the same page. This team has a ton of trust in the system. We all want the best for each other."

But leading the way has been Neal, who has 385 kills (4.28 per set) and 443 overall points scored this year. She had 211 digs and led the Big 12 in service aces with 41.

Now with 644 career kills, she's made steady progress since her sophomore season and can take satisfaction in knowing she's more than lived up to all the promise she had in coming to Texas.

"For me as a coach, this is going to go down as a really special story, because I know she made a change in her life," Elliott said. "Now, when she hits a wall, she's going to bounce back from it, learn from it, and grow. I'm really proud of her. She's gone from not being able to find her way on the court to putting up numbers that could make her a first-team All-American."

Mechelle Voepel joined ESPN.com in 1996 and covers women's college hoops, the WNBA, the LPGA, and additional collegiate sports for espnW.

Volleyball

# Neal named Big 12 player of the year

Posted November 30th, 2015



**Ryan Autullo** *American-Statesman Staff*

@autulloas

Texas outside hitter Amy Neal is the Big 12 volleyball player of the year.

The award was announced Monday and marked the seventh year in a row the league's player of the year came from Texas.

Neal, of Lake Travis, led the Big 12 in the regular season in service aces (0.46 per set) and was second in kills (4.28).

Texas, the No. 3 overall seed in the NCAA tournament, opens play against Fairfield on Thursday.

Joining Neal on the All-Big 12 first team were MB Molly McCage, OH Paulina Prieto Cerame, MB Chiaka Ogbogu and setter Chloe Collins. Libero Cat McCoy made second team, and OH Yaasmeen Bedart-Ghanti landed on the freshman team.

Kansas' Ray Bechard was named coach of the year.

Volleyball

# Texas volleyball wins Big 12 title outright

November 27th, 2015

American-Statesman Staff

The No. 3 Texas volleyball team swept the Oklahoma Sooners 3-0 (25-22, 25-16, 25-17) in Norman, Okla. to win the Big 12 title outright for the fifth time in a row. Molly McCage, Amy Neal and Kat Brooks earned their fourth straight title as seniors, joining Haley Eckerman and Khat Bell as the only Longhorns to achieve the feat.

Paulina Prieto Cerame tied her career high with 21 kills while Neal had 15 on a .444 hitting percentage. The Longhorns outhit the Sooners .367 to .173.

Yaasmeen Bedart-Ghani and Chiaka Ogbogu led a solid defensive effort, combining for 13 blocks. Bedart-Ghani had a career-high seven blocks in the match. Cat McCoy had 18 digs while Neal had ten.

Chloe Collins assisted on 44 points.

Texas utilized a 4-0 run in the first set to hold off the Sooners late. Ogbogu closed the set with a kill to put the Longhorns up 1-0.

Oklahoma (12-16, 6-10 Big 12) took a 4-1 lead in the second set, but Neal put up a three-point run to put the Longhorns up 8-7. Later in the set a 7-2 run put the Longhorns in full control, eventually taking the set 25-16.

Another 7-2 run, this time to start the third set, put the Longhorns in the driver's seat early. They took the final set 25-17 for their ninth Big 12 title, their 22nd conference title overall.

The Longhorns end the regular season at 25-2, 15-1 in the Big 12. Texas will now wait to for the NCAA Tournament Selection Show on Sunday to find out who they will play to start the NCAA Tournament. The show will be televised on ESPNU at 8 p.m.

# Neal's difficult freshman season set her up for success at Texas

Senior from Lake Travis the favorite for Big 12 POY

Posted November 25th, 2015



**Ryan Autullo** *American-Statesman Staff*

## Story highlights

- After appearing in just one postseason match in 2012 national championship run, Amy Neal hopes to close her Texas career with another title
- Amy Neal, the favorite for Big 12 player of the year, says she has no desire to continue playing volleyball after this season
- Big 12 champion Texas closes the regular season at Oklahoma on Saturday.

Two weeks ago, Amy Neal's volleyball career came full circle at the service line.

The Texas senior dusted off and began using the jump topspin serve she had boxed away her freshman year when she lost all confidence in her game.

"I got super timid," Neal said. "But now I'm doing it again."

The serve's return is symbolic of Neal's maturation. Once a freshman who was terrified to make a mistake and let down her coaches, Neal, an undersized outside hitter, is now the frontrunner for Big 12 player of the year and a candidate for first-team All-America.

Longhorns coach Jerritt Elliott counts Neal, of Lake Travis, among his favorite success stories. Though she was the state's Gatorade player of the year, Neal stood a pedestrian 5 feet, 9-inches, and Elliott questioned if she would ever contribute to the front row. He also was displeased with her commitment once she got onto campus and did different things to break her out of her comfort zone. For a while, he was forcing Neal, who can be quiet, to scream, "Mine!" when a ball came near her at practice.

"It was awkward," teammate Molly McCage said. "It was not Amy."

There were stern discussions between the coach and his rookie — "And at the time, I didn't like him being stern," Neal said.

So after year one, no one was happy.

"She was always the golden child, but when you come to a program like Texas, there's a lot of golden children," Elliott said. "It can sit you back on your heels. It's not easy to climb out of unless you're working at it every day."

On Friday, Elliott's golden children, who are ranked No. 3 nationally, wrap up the regular season at Oklahoma. With a win, they will claim outright the Big 12 title they grabbed a share of on senior day against Kansas State last Saturday.

"I would love to win on OU's floor," Neal said.

Elliott admits he didn't believe Neal would get as good as she's gotten, but that "nobody did" because of her height. Playing all six rotations, she leads the Big 12 in kills (4.25 per set), service aces (0.45) and points (4.90), and along with McCage and Kat Brooks, makes up the winningest class in Texas history.

Add all of that up and it's easy to see why Neal's getting mentioned for player of the year, which would be the seventh straight season Texas has collected the award. Kansas' Kelsie Payne, of Connally High, is Neal's biggest challenger. The winner will be announced Monday.

"Nothing would be better than to win a national championship with the team," Neal said. "I couldn't care less about (player of the year). I just want to win."

As a freshman, Neal appeared in just one postseason match — a first-round win over Colgate — during Texas' run to the 2012 national championship. That spring, Neal said she raised her commitment level and began pushing herself in the weight room, always striving for extra reps.

"I'm rarely on Amy anymore because she works hard and does all of the things we were looking for early in her career," Elliott said.

Whenever this season is over, so too will Neal's volleyball career. She plans to graduate in May with a degree in human relations and has no desire to make volleyball her job. Instead, she'll pursue a career in sales or marketing. She hasn't decided if she'll leave Austin, but the smart guess is she'd have a hard time saying goodbye to a slew of relatives that attend all of her home matches. Among them are Neal's nieces, 9-month twins who wear shirts that read, "I love Aunt Amy."

"I just want to go out on top here and move onto something else," Neal said. "I have other things to offer besides volleyball."

# Do-it-all Dalton brings stability to No. 3 Volleyball

*The redshirt junior adds emotional stability and maturity to defensive back line.*

Nicole Dalton's teammates talk about her in an almost reverential quality. Ask anyone on the Texas Volleyball team about Dalton and words like versatility, caring and giving are bound to come up.

"She can do anything," says senior Molly McCage.

Maybe, then, what Dalton has done is master the art of the moment, taking advantage of every situation to become a better version of herself. She's even found the bright side in a series of hip injuries throughout a Texas career that required a medical redshirt year in 2013.

"Patience has been a big blessing," Dalton says. "I've learned a lot about patience."

For instance, her injuries often resulted in nine to 10 months of rehab, which required a daily discipline of exercises that she had to fit around classes, study halls and team practices.

"At home, at night, getting in the extra work to get stronger ... there's always been extra work," Dalton says. "That's the rewarding part, because I can look back and know how hard it was and that it wasn't fun, but I'm grateful for the opportunity to still play."

With one year of eligibility still remaining, Dalton has already proved herself to be a leader by position and example. Even when she knew she wasn't able to play, Dalton still prepared for matches as if she were in the rotation and became a resource of information for her teammates about opponents and their tendencies.

"It's hard to stay engaged with the team when you're not on the court because that is where you earn trust," Dalton says. "So I think you have to find ways to get to know your teammates and lead in a different way. I had to have that understanding that I still have a part of the team and know that I can help in different ways."

Recruited as a setter, Dalton arrived with a diverse skill set. She's adaptable to play any position, once filling in as a middle blocker, and as a freshman on the 2012 national championship team, Dalton found court time as a primary passer.

Though injuries have slowed Dalton's career and affected her role, she found her way back to the court this year playing on the back row as a defensive specialist.

"She brings stability and maturity. She brings a sense of calmness to our defense," libero Cat McCoy says.

A long-limbed and lanky 6-foot-2, Dalton doesn't look the part of the typical defender, but her athleticism allows her to extend for balls and get low. And her on-court awareness makes her an ideal passer. Dalton has the physical ability to make the play, but also the presence of mind to put the ball in the right place.

"Especially when you're that tall, it's pretty difficult. You should see some of our middles play defense. It's funny to watch because they're so long and lanky," McCoy says. "But Nicole is really quick. She just has great ball control."

At the beginning of this season, Dalton was still spending most of her time rehabbing old injuries. She said she was content to take a backseat and see coach [Jerritt Elliott](#)'s plan for the team. Elliott was intent on finding a place for Dalton on the court.

"She's there emotionally every single day and makes people around her better every single day," Elliott says.

Dalton's love for defense is evident when watching her play, as well as her commitment to the good of the team.

"If I could be a libero, I would. I love playing defense," Dalton says. "If this is how we're going to win, then I'm all for it."

# Texas beats K-State, caps senior night with Big 12 title

Posted November 22nd, 2015



**Ryan Autullo** *American-Statesman Staff*

@autulloas

Every day for the past four years, three Texas volleyball players have more or less been connected at the hip.

Seniors Amy Neal, Kat Brooks and Molly McCage have lived together, practiced together, played together, laughed together, and more times than not, won together.

On Saturday, they played their final regular season home match together, a four-set win over Kansas State — 31-33, 25-12, 25-19, 25-12 — to clinch a share of the Big 12 title. Neal and McCage had 18 and 13 kills, respectively, and Brooks recorded five digs.

They'll probably go down as the winningest class in program history, so far notching victory in about 90 percent of their matches. Saturday's win upped the seniors' mark at Gregory Gymnasium to a sparkling 31-1.

"I wouldn't have it any other way," Brooks said. "Everyone knows these are two of my best friends."

Technically, senior day was not a farewell sendoff. After closing the regular season at Oklahoma next Saturday, the fifth-ranked Longhorns will settle in at home for the first two steps of the postseason. So that means Texas fans — and there were more than 4,000 of them who showed up Saturday — will get up to four more looks at a class that will be remember not only for their trophies but also their leadership.

Many observers assumed Texas would suffer some growing pains after losing standouts Haley Eckerman and Khat Bell from last year's Final Four squad. Further concerns set in after top newcomers Micaya White and Ebony Nwanebu suffered season-ending injuries

But Texas (24-2, 14-1 Big 12) never stopped winning. There was no drop off. Neal progressed into a player of the year candidate, and McCage, whose name is splattered all over the career blocking charts, continued to control the net on the defensive end. Brooks did a libero's grunt work.

"I think they've done one of the best jobs we've ever had here in terms of keeping the team together," Elliott said.

Texas' .386 hitting percentage was its second-highest of the season, trailing only the .565 the Horns registered against Savannah State. Chiaka Ogbogu matched Neal's 18 kills and posted an eye-raising .643 hitting percentage. After opening the day with its seventh set loss at home, Texas appeared to shift its strategy in set two and focused on feeding Ogbogu in the middle. She responded with four kills on six attacks, helping the team hit .583 for the set. Ogbogu added six more kills in set three, and two more in set four, as the Longhorns shook off the early K-State's early punch.

The Wildcats (17-9, 9-5) were sharp to open the match, while Texas got off to a shaky start. Brooks led off the day with a service error, which she would not chalk up to senior day jitters.

"I didn't hit it well," she said.

A couple of points later, Neal had a blocking error.

The match was tied at 25-25, 26-26, 27-27, 28-28, and 29-29. Ogbogu had a kill to tie it at 30-30, and a Neal kill tied it at 31-31. Errors by Yaazie Bedart-Ghani (service) and Neal gave K-State the match.

"I thought we were a little soft on the service line," Elliott said.

Elliott arranged the senior day ceremony for after the match to avoid distractions. Neal, of Lake Travis, had the biggest contingent of family and friends. Brooks' mom draped a lei around all three of the seniors. The family is originally from Hawaii but moved to Austin in recent years.

So do the seniors ever get tired of each other?

"Actually, no," McCage said.

## Middle blocker Ogbogu powers Longhorn offense

Daily Texan

Published on November 11, 2015 at 12:24 am

Last update on November 11, 2015 at 12:51 am

BY MICHAEL SHAPIRO

Junior middle blocker Chiaka Ogbogu seems to take the term “kill” quite literally. Ogbogu doesn’t simply attempt to gain another point for No. 5 Texas as she spikes the ball across the net. She aims to decimate her opponents.

“As an upperclassman, I do everything to try and get our team going,” Ogbogu said. “Any way I can get the team excited and pumped up helps win us matches.”

Most of Ogbogu’s kills follow the same pattern. She extends her arm above her 6-foot-2-inch frame and descends on the ball with enough force to register on the Richter scale.

From there, the play is pretty simple. The ball lands on the hardwood court, the crowd erupts, and the announcer treats Longhorns fans to another round of “Point, Texas.”

Raised in Coppell, Texas, Ogbogu began to shine in high school. She racked up numerous accolades highlighted by recognition as the 2012 Gatorade Texas Volleyball Player of the Year. Ogbogu joined Texas as one of the most highly touted recruits in the nation, but she arrived in Austin far from a finished project.

“I think starting off, you don’t really know what to expect,” Ogbogu said. “But over the years, I’ve learned that this game is all about patience, and excelling in that part of the game has really helped me.”

Ogbogu’s role on Texas’ squad expands as she develops as a player. Once viewed as a specialty offensive weapon, Ogbogu has evolved into the bellwether of the Texas offense. It’s Ogbogu who gets the call when key points arise for Texas.

“The bigger the game, the better she plays,” head coach Jerritt Elliott said. “It’s what makes her special and one of the premier middle blockers in the country.”

Ogbogu’s importance to the Texas attack was best demonstrated in last year’s national semifinal matchup against BYU. She shined in a disappointing 3-1 loss, amassing a team-high 14 kills, while registering a kill percentage of .500.

Ogbogu’s effectiveness goes past the box score. An Ogbogu kill can turn a match around, vastly shifting momentum in the Longhorns’ favor. Her kills aren’t accompanied by a boastful scream or swaggering celebration, but they affect each opponent just the same.

“When [Ogbogu] gets a kill, everyone around her feeds off her energy,” senior middle blocker Molly McCage said. “She’s got so much fire in her eyes. It’s such a great feeling.”

Ogbogu’s team expects her to continue leading the way for the Longhorns offense on their quest for a fifth consecutive Big 12 Championship and a fourth consecutive Final Four appearance. Ogbogu will face pressure to continue producing a stream of thunderous kills, but she said she welcomes the challenge.

“We have very high expectations,” Ogbogu said. “There’s some pressure, but that’s there every year in this program. I’m going to keep trying to play at a high level and keep trying to lead this team to a championship.”

Ogbogu and the Longhorns play Wednesday in Lawrence, Kansas, against the No. 10 Jayhawks.

## Longhorns escape Jayhawks in thrilling victory

Daily Texan

Published on November 12, 2015 at 12:33 am

Last update on November 12, 2015 at 3:35 am

BY MICHAEL SHAPIRO

The Longhorns were up 14-9 in the fifth set when senior outside hitter Amy Neal stepped up to serve. Kansas fans rose to their feet as Neal prepared.

Kansas returned, and, following a set by junior setter Chloe Collins, senior middle blocker Molly McCage recorded the evening's final kill. As the ball fell to the floor, the No. 5 Longhorns celebrated at mid-court and left Lawrence with a 3-2 win over Kansas and a strong grasp on first place in the Big 12.

"It's a tough environment to play in," Elliott said. "Both teams had only one conference loss this year. We knew it was going to be tight."

In its biggest match of the season, it was the Texas (21-2, 11-1 Big 12) seniors who came through in the fifth set. The Longhorns recorded seven kills in the final set, with five of them coming from seniors Neal and middle blocker Molly McCage.

"They were both very aggressive," head coach Jerritt Elliott said. "They've been in spots like that before and they kept swinging and coming up with big points for us."

The match was a tug of war throughout, with the two teams trading leads throughout each of the five sets and splitting the first two sets.

Texas took a 2-1 lead after an 30-28 third set victory highlighted by five kills from junior outside hitter Paulina Prieto Cerame. The set followed a frenetic pace throughout, with both teams scrambling to recover after each smash over the net.

But any momentum garnered from the third-set thriller quickly faded as Texas dropped the fourth set 25-22. The stage was set for the fantastic finish in the biggest match of the Longhorns season.

After the Longhorns closed out the match's final set, they boarded the team bus elated but not satisfied. Texas is now in first place in the conference, but with four matches to play, nothing is settled in the Big 12.

"We still have work to do," Elliott said. "We have the hardest schedule left in the conference and we need to win out."

Volleyball

# Longhorns outlast Jayhawks for first place in Big 12

Prieto-Cerame and Amy Neal lead Longhorns with 21 kills each.

**Posted November 11th, 2015**

**American-Statesman Staff**

The No. 5 Texas Longhorns volleyball team went down a set to the No. 10 Kansas Jayhawks in Lawrence, Kan. and eventually took it to five before prevailing 3-2 (20-25, 25-20, 30-28, 22-25, 15-9) to sit alone at the top of the Big 12 standings on Wednesday night. A loss would have put the Longhorns in jeopardy of not winning the Big 12 for the first time since 2010 when the Nebraska Cornhuskers finished atop the conference.

Both teams entered the match at 10-1 in the Big 12 before the Longhorns improved to 21-2 overall and 11-1 in the conference while the Jayhawks fell to 22-2 and 10-2. Both losses for the Jayhawks have come at the hands of Texas.

Amy Neal and Paulina Prieto-Cerame led the Longhorns, each with 21 kills in the match. Prieto-Cerame converted 21 time on 35 attacks for a whopping .543 hitting percentage. Her 21 kills were a career-high. Neal had a hitting percentage of .273 and also had four aces and 12 digs.

Molly McCage had ten kills and two blocks in the win. Chiaka Ogbogu had eight kills and six blocks.

Chloe Collins set up 57 points for the Longhorns and added nine digs. Cat McCoy led the Longhorns defensively with 17 digs while Kat Brooks added 14.

In the first set, Kansas took control after the set was tied at 15. The Jayhawks went on a 4-0 run and the Longhorns weren't able to get to within two points as Kansas took the first set 25-20.

The second set saw the Longhorns take control early in the game following an ace by Neal that made it 6-3. The Longhorns were able to keep the Jayhawks at arm's length throughout the set, building their lead to as many as six points. A 4-0 run when they were up 13-10 gave Texas enough of a cushion to win 25-20.

The pivotal third set went to the Longhorns as Ogbogu and Prieto-Cerame made the game-winning block to close out the set 30-28.

The Jayhawks were able to tie the match at two sets apiece when they went on a 4-1 run to close out the fourth set 25-22. Taylor Soucie made the game-winning kill for Kansas.

After trading points to start the fifth set, Ogbogu and Yaazie Bedart-Ghani blocked an attack by Tiana Dockery to give the Longhorns an 8-5 lead. After a kill by Kelsie Payne brought the Jayhawks to within two points at 11-9, the Longhorns went on a 4-0 run to close out the match. Two service aces by Neal book-ended by kills by McCage sealed the win for Texas.

# Texas sports notebook: Volleyball's McCage soars up career blocking charts

Posted November 4th, 2015



**Ryan Autullo** *American-Statesman Staff*

@autulloas

Molly McCage doesn't like to pay attention to records, but she hasn't had much of a choice lately.

Last week, Texas' senior middle blocker set the volleyball program's career record for assist blocks, and she continues to scale the chart for total blocks (eighth).

And to hear McCage talk about it, she couldn't care less.

"I don't care about the individual accolades," McCage said. "Every single game I put a priority on blocking. Hopefully, I can contribute that to my team this year because I know we need that defensively."

In Texas' [surprise three-set loss at TCU on Oct. 28](#), McCage had four assists to surpass the 414 posted by Errica Hibben (1989-92). McCage's record stands at 419 entering Thursday's home match against West Virginia, which has yet to win a Big 12 match (5-16, 0-8).

The 6 feet, 3-inch McCage is currently eighth in total blocks with 452, and has at least six more matches to catch up. Jane Winkel (1994-97) is seventh with 467. Hibben's record, 531, is probably out of reach.

Had McCage not spent the early part of the year at right-side hitter and not in the middle, her blocking totals would be higher. She's headed for career-lows in blocks (66) and blocks per set (0.94).

So what's the key to blocking? Aside from length and athleticism, of course.

"Patience," McCage said. "Just being patient at the net and trusting your speed. Everyone here is fast and athletic. It's just a matter of being patient and seeing the block and being over the net."

# McCage joins Longhorn greats in history with blocking game

*The senior middle blocker became the all-time block assist leader in Texas history on Wednesday.*

AUSTIN, Texas – Thousands of players have come through the Texas Volleyball program, many going on to play professional careers and train with the best volleyball coaches and players in the country.

Many have cemented their names in Texas Volleyball history throughout the years, but rarely do players come in and break records.

On October 28, senior **Molly McCage** recorded four block assists in the Longhorns' match at TCU to become Texas Volleyball's all-time block assist leader.

She shattered Errica Hibben's record that occupied the top spot for block assists in the record book since 1992.

"It's pretty cool," McCage said. "We have worked on it every single day that I have been at Texas, so it's great to know that it has paid off."

McCage came in as a freshman in 2012 not knowing what to expect. Her goal coming in to Texas was to contribute and do what she had to do to make her team the best it could be.

"Coming in as a freshman, I had no idea that I could accomplish this," McCage said. "I wasn't a hitting force on our team right away and I wanted to be a contributor. The coaches told me that if I felt that I wasn't contributing hitting-wise, then I could contribute through my blocking. They told me to be the best blocker that I could be and so that's what I set my mind to."

Setting her mind to the task included countless hours in the gym and watching film with the coaches. Her dedication turned into her passion.

"That's what I love doing, I love blocking more than I love hitting," McCage said. "The coaches and I have spent a lot of time with me on it. Erik (Sullivan) and I have done a ton of film sessions going over blocking. Every single day in practice we have at least one blocking drill. I really have focused on it—I always thought the hitting would come, I was always told that if I trust my speed, the hitting will come, but blocking is something I can really, really focus on each and every time."

The Texas coaches have seen McCage blossom into one of the best blockers in Texas Volleyball history and know how much she deserves to come as far as she has.

"From the day that she showed up, she has really bought into our system and how we function," Assistant Coach **Erik Sullivan** said. "She is the epitome of hard work. She really takes what we do seriously and grinds every day. Her discipline is a huge factor in her reaching that goal."

McCage credits the players she has had the opportunity to play with and the footsteps that she has followed in with making her a better blocker. Number three on the all-time block assists list is [Khat Bell](#), a Texas player that graduated last spring and now is playing professionally in Korea.

"The people are on the list are amazing," McCage said. "They just seem really accomplished. It's weird to think about, because I'm not even done. [Khat Bell](#) is on the list and I know she worked so hard every single day to get there. So playing with her was pretty awesome. It's cool because some of them have held records since the 80s."

And now McCage can pay it forward to the players that are following in her footsteps. She has proven time and time again that she is a valuable asset for the younger players on the team.

"She is a role model to look up to, especially as a freshman," freshman middle blocker [Morgan Johnson](#) said. "You come in and want to learn the system. If you want to follow someone to learn how to block well, she is the person to follow. Her blocking footwork is always on point. Whenever I have questions about blocking, I always go to her."

As McCage hits the home stretch of her senior season, she will continue to cement herself into Texas Volleyball history.

"Texas has such a winning tradition and there are so many people that work hard for this program," McCage said. "Being part of that is awesome."

Volleyball

# Longhorns upset by Horned Frogs

Molly McCage becomes all-time leader in block assists

**Posted October 28th, 2015**

**American-Statesman Staff**

sports@statesman.com

The second-ranked Texas Longhorns fell on the road in Big 12 play for the first time since November 24, 2012 as the TCU Horned Frogs won 3-0 (25-19, 25-19, 25-20) in Fort Worth on Wednesday night. The loss halts a 19-game Big 12 road winning streak for Texas and leaves them tied for first place in the Big 12 with Kansas, which won its match with Iowa St. on Wednesday.

The Longhorns were outhit .309 to .183 as the Horned Frogs' Sarita Mikals made 11 kills on a .500 hit percentage. Kaylee Smith added eight kills while Ashleigh Martin and Regan McGuire each had seven. McGuire also hit .385 while Martin had a .357 hitting percentage.

A bright spot on the night was Molly McCage becoming Texas' all-time leader in block assists. She had a team-high four blocks on the night and now has 417 for her career, surpassing Errica Hibben who had 414 from 1989 to 1992.

Amy Neal and Chiaka Ogbogu each had ten kills to lead the Longhorns offensive attack but it wasn't enough to overcome the Horned Frogs.

TCU started and ended the first set on a roll, scoring the first four points of the game and then ending the set on a four-point run.

The Horned Frogs were even more impressive in the second set, utilizing a 13-3 run to take a 20-9 lead. The Longhorns went on a 9-2 run, but couldn't complete the comeback.

The final set had seven ties, but TCU took a 17-13 lead and controlled the rest of the match.

The Longhorns will have to regroup and get ready to face the Texas Tech Red Raiders on Friday at 6 p.m. in Lubbock.

Passing continues to improve as Texas keeps winning tradition alive

Published on October 26, 2015 at 11:59 pm  
Last update on October 27, 2015 at 12:46 am  
By Claire Cruz

Success is something that No. 2 Texas volleyball has come to expect. With three national championships and 21 conference titles in school history, Texas has become a powerhouse.

Former star hitters such as Destinee Hooker, Bailey Webster and Haley Eckerman are just a few well known reasons for that success. They helped shape Texas' reputation as a team with tall, dominant hitters leading a high-powered offense. However, the smaller players hiding behind the big Longhorn front line play an important offensive role.

"Our passing has been key to our offense," head coach Jerritt Elliott said. "When we're passing well, we can run our offense and play at a pretty high level."

Although the last touch in a rally usually sparks the most emotion from a crowd, the first touch is arguably the most important. The quality of a pass affects how well the setter can get the ball to the hitter and sets the tone of the game. Back row players have mere seconds to read a hitter, prepare for the dig and get a good pass up for the setter.

"As a defender, you really have to be ready for anything," senior libero Kat Brooks said. "When you have a great hitter coming at you, you don't really know where they're going to hit the ball, so we definitely make adjustments."

The adjustments Texas' passers have made since the start of the season have been on display recently. Brooks recorded 15 digs in a career performance against Oklahoma after an 11-game skid of single-digit digs. Sophomore libero Cat McCoy is averaging 14 digs per match, and junior setter Nicole Dalton has tallied 51 of her 57 digs in the last seven games.

"Our passing game has been getting better and better, and I think Nicole coming in in that defensive role has solidified that," Elliott said. "We're getting more confident in terms of the system that [assistant coach Erik Sullivan] wants from his passers, and we're making improvements with our platforms."

Texas kicks off the second half of conference play with a battle against TCU on the road on Wednesday in a game that will challenge the Longhorn passers.

The Horned Frogs competed well when these teams first played, despite Texas earning the win in straight sets. TCU out-dug the Longhorns in that game, as it has done against most of its opponents this season. The Horned Frogs (15-5, 5-3) are ranked fourth in the Big 12, and although their offense isn't explosive, they do have six hitters with over 100 kills — a potential problem for Texas' defense.

"TCU is playing very well and very disciplined," Elliott said. "We'll have to work real hard to be successful."

# No. 2 Volleyball finds new identity through similar success

*The Longhorns host seventh-ranked and undefeated Kansas Friday night.*

As the victories mount and streaks stretch – the string of conference titles and deep postseason runs – Texas Volleyball success becomes a thing of expectation. But there isn't a repeat button head coach **Jerritt Elliott** can push each year.

Each season is its own. Each team is its own.

"Chemistry changes so much from year to year," Elliott says.

Yet, this year is unfolding with a similar storyline. The second-ranked Longhorns are undefeated in conference play and host No. 7 Kansas on Friday night at Gregory Gym. The Jayhawks are 19-0 and tied with Texas atop the Big 12 standings, setting up the first top-10 matchup between Big 12 foes since 2010.

With the Longhorns heading into a critical match in the story of their season, here's a look at what has contributed to this team's unique chemistry.

## **A Player-Built Team**

The story of this season actually started at the conclusion of last year, following the Longhorns' third-straight trip to the NCAA Semifinals. Elliott sends his team a questionnaire at the end of each season.

They evaluate every aspect of the program, and through this process, strengths and weaknesses are identified. And then addressed.

"The players then have ownership of the team," Elliott says. "It's a unique way of managing our group, but we've created that culture."

Elliott credits his team's emotional stability, and that reflects on the team's leadership. Seniors **Kat Brooks**, **Molly McCage** and **Amy Neal** were freshmen when the Longhorns won a national title in 2012. They understand the daily discipline required of successful programs.

"That happens in the practice gym," Brooks says. "We work hard every day. Jerritt emphasizes that working hard, and focusing in each moment, translates to the matches."

## **It's Just Routine**

Elliott also emphasizes that any decorated athlete, or successful person, conducts themselves in an organized fashion. Particularly in the heat of competition, moments can feel chaotic, so it's important to control what is controllable.

And for Elliott and the Longhorns, those are what they call routines.

The sport of volleyball is particularly emotional because of its fast pace and many runs. In the 15 or so seconds from one point to the next, there is a lot to evaluate. What is the next rotation? How are we setting up? What's the play call? How are we countering attacks?

"During a match, routines are critical," Elliott says. "Everything in sport happens sequentially. Our routines establish what we are doing and how we approach point by point. It gets the team set up and organized."

Dialogue is a key component to the Longhorns' routine. It even starts in the pre-match locker room, when the Longhorns go around the room and each say what they will contribute to the match.

"Routines make things easier," Brooks says. "You can have a crazy day, just come into the practice gym and have that sense of familiarity."

### **Staying Present**

One of Elliott's motivations in creating his post-season team survey is for the players to establish their personalities, which eventually mesh together as the team's identity.

"The identity of this team is balance," McCage says. "Balance offensively, but also a balance of emotions. We play our best when we are calm and disciplined."

The Longhorns showed an early ability to control their emotions in a five-set victory against then-No. 5 Nebraska in early September, but Elliott was disappointed the next day, when his team started slow and sluggish – and then became frantic – in a four-set loss to No. 4 Florida.

A point of emphasis in practice following that loss was starting fast from the very first contact.

"I've seen a better practice environment," Elliott says. "I like their ability to focus and compete. They're doing a good job of competing for the point and enjoying each point."

Matches also proved to be learning situations, as Texas willed out a five-set victory at Arizona, and later bounced back with poise to defeat rival Oklahoma despite dropping the first set.

Last weekend, against Texas Tech, the Longhorns trailed 23-19 in the second set, but closed the set on a 6-0 run, including the last five on Brooks' serve.

"Once they take ownership, they find that identity themselves," Elliott says. "Because ultimately it's trust. When the match is on the line, do you trust the teammate standing next to you?"

"There's a lot of trust on this team. They know they can look each other in the eye when it's crunch time."

## Strong play from Collins helps set Texas up for victory

Daily Texan

Published on October 12, 2015 at 11:38 pm

Last update on October 13, 2015 at 2:38 am

BY CLAIRE CRUZ

The setter position on a volleyball team is often overlooked. A big hit, block or hard-earned dig earn loud cheers from a crowd, but the second touch rarely does.

That second touch and the setter who delivered it are crucial parts of a team's offense.

Junior setter Chloe Collins is not only showing Texas fans how important a good setter is — she's also transforming the position into something much bigger.

"I can see a difference in Chloe this season," senior outside hitter Amy Neal said. "A setter can tell us what to do, and she's not afraid to. She has been running the court really well and getting the hitters good balls."

No. 2 Texas slots second in the Big 12 Conference in team hitting percentage, largely because of Collins' performance. She boasts the fourth-most assists in the conference with 601 and is the primary setter for the Longhorns.

Equivalent to a quarterback in football, a setter holds play-calling responsibilities on the volleyball court. Collins has to make quick decisions regarding whom to set up based on an opposing team's defense. She has to know what kind of set each hitter prefers — a high, arching set or a quick, short set — and be able to execute that set from anywhere on the court.

"We work a lot on our tempos with our sets," head coach Jerritt Elliott said. "One of the things Chloe does well is she feels the speed of [the hitters]. She's getting really confident in the offense, and her defense is much improved."

Collins' confidence stems from the experience she's gained through two and a half seasons with the Longhorns. Her chemistry with the hitters has improved, and she's found success blocking despite her small figure.

"It falls back on routines, just being consistent and steady," Collins said. "Knowing each hitter's preference and making sure I'm setting it in the right location."

Although Collins stands at just 5-foot-7-inches, she has the team's third-highest block total with 33. She has 30 kills on the season, most of them coming from heads-up plays.

As a left-handed setter, Collins can send the ball over the net on a strong hit that defenses aren't expecting. Her development as an all-around volleyball player has boosted Texas, but Collins credits her strong performances to her team and just wants to see the Longhorns succeed.

"I'm just most excited about how we work together as a team and what we're capable of," Collins said. "I'm feeling a lot more confident and comfortable. It allows me to just go out and play and do what I know I can do."

For volleyball seniors, final season will define legacy

Published on October 6, 2015 at 12:54 am

Last update on October 6, 2015 at 3:58 am

By Michael Shapiro

Nothing is static in college athletics. Due to the nature of amateur athletics, students enter and exit programs every year, hoping to leave a lasting legacy before their careers end.

This year's seniors will seek to leave a legacy that few will forget. The 2015 season will be another opportunity for seniors Kat Brooks, Molly McCage and Amy Neal to leave their mark on the history of Longhorn volleyball.

Since the beginning of the 2012 season, Texas has boasted a 98-11 record under head coach Jerritt Elliott. In that time, Texas has won three Big 12 titles, three consecutive Final Four appearances and one national championship, which Texas claimed over the Oregon Ducks in straight sets in 2012.

"We came into this program knowing that Jerritt means business," McCage said. "This team wins, and every day in practice isn't just to get better but to beat your opponent."

McCage and Neal entered Elliott's program under high expectations. McCage joined Texas after earning 2011 Under Armour High School All-American honors, while Neal came in as the 2011 Gatorade Volleyball Player of the Year.

However, upon entering UT, their careers diverged. McCage started in 26 of Texas' 30 matches as a freshman, while Neal started in just one match and recorded eleven kills over the course of the season.

"It's mostly about my confidence and my mental game," Neal said. "Volleyball is so mental, and I learned that my freshman year. My freshman year, I lost all my confidence at such a high level in front of such big crowds."

While Brooks slightly outpaced Neal's output in her freshman season — tallying three starts and 112 digs — coaches expected significantly less from her heading into her freshman year. Unlike McCage and Neal, Brooks came to the Texas program largely as an afterthought.

"I kind of approached it as a new slate for me," Brooks said. "I didn't really care about high school accomplishments because college is a completely different ballgame."

Regardless of their respective backgrounds and contributions, Brooks, McCage and Neal ended their freshman year in storybook fashion. Just a few months into their tenure with Texas volleyball, the three were national champions.

"We just kind of came in and won the national championship," Neal said. "We weren't in that spring and didn't know how much work they had put in the offseason before."

Through their next two years in burnt orange, Brooks, McCage and Neal continued to contribute to a team that reached back-to-back Final Fours, falling in the national semifinals both times. Brooks proved to be a model of consistency for Texas, while McCage and Neal became two of the nation's top players at their respective positions. Both earned AVCA All-American honors following the 2014 season.

"The benefit they have is that they've been to three Final Fours," Elliott said. "The game doesn't get too big for them, and it becomes more about who can execute when it counts."

The current crop of Texas seniors are three of the most decorated athletes in Texas volleyball history. But with one season left to go, Brooks, McCage and Neal aren't finished yet. With one more chance at another national championship, the three seniors still have work to do.

"Our ultimate goal for this program is always to win a national championship," Brooks said. "We're ready to try for another one this year."

Texas volleyball  
Chloe Collins setting up Texas volleyball for big things

Posted September 30th, 2015

Ryan Autullo American-Statesman Staff

@autulloaas  
Story highlights

Collins has posted 40 or more assists in six matches  
Nwanebu and White still out with injuries for Texas volleyball  
Women's swimming lands No. 5 recruit Claire Adams

During recruiting, Chloe Collins warned college volleyball coaches that at 5 feet, 6 inches, she was done growing.

“If this is what you want, this is what you’re gonna get,” she told them.

Collins is probably five or six inches shy of the prototypical size of a setter, but she’s making up for it in a variety of ways while stabilizing play at the position for third-ranked Texas.

After splitting time at the spot with Nicole Dalton last season, Collins has complete reign at setter this fall, and she’s accounted for 83 percent of Texas’ assists. A junior from Cypress Woods, Collins is expected to make her 14th straight start this season on Saturday, when Texas faces Iowa State.

“There have been times where it’s stressful for her, but she’s handled it at a very high level,” Longhorns coach Jerritt Elliott said.

After last season, Elliott challenged Collins to improve in three areas — consistency, transition setting and efficiency in setting middle blockers. She’s responded well. Collins has logged three matches in a row without an attack error, including three-set wins over TCU and West Virginia to open Big 12 play. Collins has 40 or more assists apiece in six matches for Texas (12-1).

Some of Amy Neal’s rise as a senior can be attributed to Collins, who has incorporated speed sets into her arsenal. The 5-9 Neal, the Big 12 player of the week and an All-America contender, is small for an outside hitter, and she prefers her sets lower and faster than, say, Chiaka Ogbogu, whose uncanny vertical jump calls for “moon balls” from Collins.

“I’m happy from the standpoint I’ve seen the growth in myself and I’ve seen my growth from the beginning of the preseason until now and into conference play,” Collins said. “If I can continue to build on that (growth), we’ll see some happy faces in the end.”

Part of Collins’ evolution is a result of increased playing time. Elliott scrapped last year’s 6-2 system for a 5-1, meaning Collins plays all six rotations and does not trade off with another setter. The only instances she leaves the court is when the 6-2 Dalton comes in for defensive reasons.

“Now I need to be comfortable with everyone,” Collins said. “I just thinking molding into that and being OK with it has really helped me grow.”

Hitters still missing: It sounds as if Elliott will be without two of his top hitters for a little while longer, maybe the rest of the season.

USC transfer Ebony Nwanebu had a medical setback in her debut Sept. 4 against Nebraska and has not played since. Prized freshman Micaya White (stress fracture) has yet to play, and Elliott said the team will release an update this this weekend about her status.

“We need to get a couple more confirmations from a couple things to see what direction we’re going,” Elliott said. “We’ll sit down and get something solidified.”

Elliott is resigned to the idea that Nwanebu will not be 100 percent at any point this season. She arrived from USC “beat up,” he said.

“We’ve got to make sure she can get back to a point where she’s very, very effective,” Elliott said. “We know what she can bring in the future. We know what she can bring this season, but we’ve got to make sure to take care of the athlete’s physical well-being because she’s gonna have a very good professional career.”

Since she has participated in a match, red-shirting Nwanebu is not an option.

Women’s swimming lands elite recruit: Coach Carol Capitani received a big commitment for the women’s swimming team, as Claire Adams, the reigning U.S. senior national champion in the 100-meter backstroke, pledged to join Texas. Adams, of Carmel, Ind., is the No. 5 recruit in the nation and the top back-stroker.

This summer at nationals in San Antonio, Adams broke the junior world record in the 100-meter event with a winning time of 59.58 seconds. She finished as the runner-up at the junior world championships.

Adams became the second top-20 recruit to commit to Texas, joining No. 18 Lauren Case, of Woodstock, Ga., the reigning junior national champion in the 100 butterfly.

Signing day is Nov. 11.

# Mirta Baselovic: Home away from Home

*In 2014, Mirta Baselovic traveled 5,856 miles from her home in Split, Croatia to Austin, Texas, to join the University of Texas volleyball team.*

*By Keri Burns, Media Relations*

In 2014, **Mirta Baselovic** traveled 5,856 miles from her home in Split, Croatia to Austin, Texas, to join the University of Texas volleyball team.

At first, the adjustment was difficult. But Baselovic, now a sophomore, feels more at home in Texas than when she first arrived.

"When I first got here I was kind of shocked culturally and now I feel like I am home," Baselovic said. "The whole environment is like family. We are really close, all the players, and coaches and everyone. That's the biggest thing."

Although Baselovic will always call Croatia her home, the Texas and American cultures are growing on her.

"I definitely miss the food in Croatia the most," Baselovic said. "In America, I feel like everything is too spicy and it's too fried and too sweet. I am kind of getting used to it, but there is always something I am craving."

Before coming to the states, Baselovic played for the European circuit for the Croatian Junior National team. Now, she plays in Gregory Gym, a different environment, but one that Baselovic holds dear to her heart.

"Volleyball over there is very popular," Baselovic said. "But playing at Gregory is unique. I absolutely love playing here, probably more than home. It's closer. It's more intimate, it gets you fired up. The fans are awesome."

As a middle blocker, Baselovic has been playing and competing with senior **Molly McCage** and junior **Chiaka Ogbogu**—some of the best middle blockers in the nation.

"It is awesome," Baselovic said. "In practice there is no day off, you have to show up or they are going to beat you. It's great, like learning from [the other blockers] and seeing them play, or playing with them."

Through the practices and tough competition, the players find time to have fun and joke with each other.

"Mirta is one of the most fun to play with because she communicates really well," McCage said. "When she does something great, she acts like it shouldn't be a surprise to anyone. It's just Mirta taking care of business!"

Through the cultural and culinary adjustments and competitive practices, Baselovic has found her place into the hearts of teammates and fans, as well as her home away from home.

# Neal looks to family support for motivation

*The Austin native has 20 or more family members at every game.*

*By Sarah Werner*

AUSTIN, Texas- As senior **Amy Neal** begins her final season playing volleyball for the University of Texas, she reflects on the overwhelming support she has received along the way from family and friends.

The support of **Amy Neal's** family started at the beginning of her career when she played club volleyball at the age of 12. Raised in Austin, Neal attended and excelled in volleyball at Lake Travis High School, winning state her junior and senior year.

"The first thing I notice when I run out at the match is my grandparents in the stands," Amy said. "It just makes me really happy because our family is so close."

Now, 11 games into her senior season, Neal is playing not only for herself, but also for the 20+ family members she has at each game.

And she is making a statement. Neal currently leads the Longhorns in kills with 4.00 per set and service aces with 19 on the season. In Texas' sweep of the Wildcat Classic last weekend, she was named the Wildcat Classic Most Valuable Player.

"We all live in or around Austin, so we are all able to come," Amy's mom, Kim said. "Amy has her own little family fan club and we always bring friends along too."

Neal is grateful to have such a large, supportive family. Her father, Russell, is a UT graduate as well as her brother, David. Kim Neal, her mother, is a graduate from Baylor and was a university cheerleader. Amy's sister, Kate, is a graduate from Texas Christian University (TCU).

Amy also has two new fans, her nieces Carolina and Sawyer, who are six-month old twins. Even her tiniest supporters bleed burnt orange, proudly sporting their Aunt Amy's jersey number in the stands.

"It means everything, because Amy always wanted to go to Texas," Kim said. "I'm really glad she made it work and she has a huge amount of fan support from our family, friends, and extended people that know her."

For Amy's family, her volleyball career is even more than a priority, but an exciting tradition. At every home game, both sets of grandparents, aunts and uncles, and more extended family can be found in the stands celebrating her talent.

But the support doesn't stop there—Neal's family members also travel well, the away games also of high precedence for the clan. In 2014, Russell and Kim traveled to every match, with the exception of West Virginia and Iowa State.

"Russell and I travel to almost all of the volleyball games, either road-tripping or flying," Kim said. "This year, we aren't missing any."

For Amy, the support is overwhelming and has been since her first days playing club volleyball.

"At every game, there probably is a Neal on each side of the gym," Amy said. "My family means the world to me. I play for them and notice them in every game."

The Neal's recognize how unique it is to have Amy play so close to home and with a program they have always respected and admired.

"It has been incredibly special for our family and for our extended group of friends that Amy has been able to play at UT," Kim said. "We are so lucky that she is so close to home where so many of us have had the chance to watch and support her."

Volleyball

# No. 4 Florida defeats Texas in four sets

Posted September 6th, 2015

Sean Shapiro

sports@statesman.com

Story highlights

- Ebony Nwabenu was injured, seen with a walking boot on her right foot.
- Texas committed 41 errors
- Florida should jump Texas in the AVCA poll on Monday

The Texas volleyball team didn't bring the right attitude or mentality into a four-set (25-20, 21-25, 25-18, 26-24) loss to fourth-ranked Florida in the Vert Challenge at Gregory Gym.

The third-ranked Longhorns started sluggish in the first set, committed too many errors, and didn't finish strong as they did one night earlier in a victory over Nebraska.

"I was very disappointed in our level of commitment to competing," Texas coach Jerritt Elliott said. "I don't think we battled and, ultimately, I don't think we ever believed we could win that match."

There could have been a built-in excuse, but Elliott and his players didn't blame the loss on the absence of Ebony Nwabenu, who led the team with 22 kills against Nebraska.

The 6-foot, 5-inch outside hitter wasn't dressed for the match and watched with a walking boot on her right foot. When asked if the injury occurred against Nebraska, Elliott just confirmed "she is injured."

"We've been playing without her all preseason, I don't think it has anything to do with that," Chiaka Ogbogu said.

With Nwabenu out, Texas went back to the lineup it had used the first three matches of the season. Freshman Morgan Johnson took an expanded role at middle blocker, while Paulina Cerame helped fill the void as an outside hitter.

No matter the lineup, Texas wasn't happy with how it started the match.

"We just kind of looked scared out there," senior Amy Neal said. "Last night we were a lot more aggressive in our approach."

And a multitude of errors made things worse.

Between hitting, serving, blocking, and return mistakes Texas committed 41 errors. Way too many against a top-five team, Elliott said.

"That's more than 10 per set," he said. "We need that number around five or six (errors) at most."

Even with the mistakes, Texas had a chance to extend the match in the fourth set which was tied at 24. But, Florida won back-to-back points to finish the two-day tournament with an unblemished record.

With the win, Florida should jump Texas in the AVCA poll on Monday.

Even with a drop in the rankings, Texas should be an improved team after the two-day tournament — which had the feel of an NCAA Regional Tournament.

“I think it’ll make us more competitive,” Neal said. “It’ll make us realize anyone can beat us. Florida is a very good team, with a very good middle. It shows what we need to work on, and to wake up when the game is on the line.”

Texas is home next weekend for the Texas Classic against UTSA, Santa Clara, and Colorado State.

Volleyball

# Nwanebu sparks No. 3 Texas to five-set victory over No. 4 Nebraska

Posted September 4th, 2015

Sean Shapiro

sports@statesman.com

Story highlights

- Ebony Nwanebu had 22 kills in 5-set match
- Texas won final set 15-11
- Longhorns will face Florida Saturday

Ebony Nwanebu provided the spark the third-ranked Texas volleyball team needed Friday during its match against fourth-ranked Nebraska.

Making her debut for Texas, Nwanebu, a high-profile transfer, delivered 22 kills in a five-set victory over Nebraska in the opening match of the Vert Challenge at Gregory Gym. A 6-foot-5-inch junior, Nwanebu was named the 2013 national freshman of the year after helping Southern California to an NCAA regional final that season.

As a sophomore, she averaged 3.12 kills per set and led USC to the second round of the NCAA tournament. She also struggled with off-the-court issues, including depression and anxiety she detailed in a lengthy blog post titled "A jumbled explanation."

Nwanebu considered multiple programs after leaving USC, including Nebraska, but she picked Texas and a return home to the state where she won three UIL state championship while at Lovejoy High School in Lucas.

"It was exciting," Nwanebu said. "I was looking forward to playing Nebraska."

She would have played last week, but back issues pushed Nwanebu's debut back to this showcase that features four of the top-11 teams in the American Volleyball Coaches Association's top-25 poll.

"All four of these teams are Final Four-quality teams," Elliott said after his team's 25-17, 21-25, 25-15, 23-25, 15-11 victory. "They all have legitimate goals of that."

Texas will play Florida, the team tied with Nebraska in the AVCA poll at No. 4, at 2 p.m. Saturday. Florida opened the VERT Challenge with a 3-0 victory — 25-18, 25-19, 25-20 — against No. 11 Oregon.

As expected, Nebraska offered the toughest challenge Texas had faced this season.

Playing against Rice, California-Irvine and LSU last week in the American Campus Classic, Texas didn't drop a set and outscored its opponents 225-148. Against Nebraska, though, Texas was pushed from the start.

The Huskers matched the Longhorns point-for-point until a 12-1 run made the difference. A similar run, this time 7-0, was the difference in the third set and dissipated Nebraska's momentum from the second set.

In the fourth set, Nebraska battled back from a 20-18 deficit to force a fifth set.

"They tested us," Elliott said. "We needed that."

In the fifth set, an overturned call sparked the Longhorns and the announced crowd of 2,721 fans.

The initial call was that Texas' Amy Neal had hit the ball into the net, which would have tied the set at 11. After a challenge by Elliott, though, it was ruled that a Nebraska player touched the ball, giving Texas a 12-10 lead.

"It just got away from us there at the end," said Nebraska coach John Cook. "That's the thing I told the girls. You have to have players that when it matters most, make plays ... that's what Texas had. We've got to learn how to do that."

After that reversed call, the Longhorns went on a 3-1 run to end the match.

Neal finished with 12 kills while Chiaka Ogbogu had had nine kills and eight blocks.

# My Story: A Longhorn Portrait of Chiaka Ogbogu

*The junior All-American was selected as the Big 12 Preseason Player of the Year.*

Fun Fact: She owns the highest approach jump on the team at 10'-8.5." For reference, a basketball goal is 10 feet.

Because of the volleyball court, people know about [Chiaka Ogbogu](#). It's the reason they recognize her name and why they'll remember it. But for Ogbogu herself, volleyball isn't the reason for anything. It actually started out as more of an excuse.

As an elementary student, Ogbogu was shy, but also personable, and made friends with ease. She only came to enjoy basketball, and later volleyball, because most of her class was on the team. But of course Ogbogu stood out – she was tall and carried herself with an athletic frame.

"My middle school coaches forced me to go to club volleyball tryouts. They told me they saw potential," Ogbogu says. "It's overwhelming ... just playing on a team that's not familiar, having to build new relationships. I think that drives you to be competitive."

Even today, as Ogbogu steps into her junior year with the third-ranked Texas Volleyball team, chosen as the preseason Big 12 Player of the Year, the sport is just her building block for friendship. She and her teammates bond talking about food and wishing they had more time to sleep. And with her side-of-the-mouth wisecracks, Ogbogu keeps her teammates laughing too.

"She has a really big heart, and she really cares," says senior setter [Nicole Dalton](#).

In a sport that moves at such a quick pace, highlighted by vertical leaps and power swings, points can turn in mere seconds. Communication is essential. What is the opponent's formation? Which way are we moving? Talking on the court with Ogbogu is just like a comfortable conversation with a friend.

"I can look at her and see what's inside," Dalton says. "And I know what she's thinking. That makes it easy."

Ogbogu finds motivation in being better than no one but herself. If she hits a bad ball, Ogbogu is quick to accept fault and say "set me again."

"If I'm not meeting the timelines or marks that I want in volleyball, it goes back to me," Ogbogu says.

This offseason, Ogbogu focused on adding power to her lower body. Standing 6-foot-2 with long, lanky limbs, Ogbogu now has the strength to complement an approach jump that is the highest on the team. Her vertical leap increased by two inches since last season to reach higher than a basketball goal.

"Being better than I was the day before is what fires me up," Ogbogu says.

Ogbogu grew up in a family that left "no room for slacking," according to her father, Henry. Both Henry and Ogbogu's mom, Victoria, moved to the United States from Nigeria seeking better opportunities. They were

living in New York when Ogbogu was born and moved to Dallas just weeks later as Henry accepted a position as an emergency room doctor. Victoria works as an interior designer.

Henry says a college degree is all but demanded in a family full of lawyers, doctors and engineers. He remembers his young daughter reading and writing short stories and novels, but their family gene of high-achieving behavior was revealed on the volleyball court, much to his surprise.

"When she was younger, she was tall but a little clumsy," Henry said. "Her friends told her they were looking for club players, and that first year she earned the Most Improved Player award. Soon enough, everyone knew who she was.

"She gets more driven as she gets older."

Ogbogu arrived on campus as a freshman the season after the Longhorns won the national championship. Dalton said she was outstanding in big matches. For instance, Ogbogu's first appearance as a Longhorn was against No. 14 Illinois, and she totaled nine kills on 17 swings with six total blocks. A week later against No. 12 Nebraska, Ogbogu had seven kills on a .429 hitting percentage.

She only started six matches her freshman year, and Ogbogu started to fully thrive on the court when she consistently brought the flash of those big-time matches to the everyday grind of practice and training. Last year, as Texas advanced to its third-straight NCAA semifinals appearance, Ogbogu led the team in hitting percentage and was voted a first team All-American.

"I'm really thankful that my coaches saw something in me," Ogbogu says. "I learned a lot about humility and patience my first year for sure."

In the African culture, it's common that all names have special meanings. Chiaka translates to "God decides," and as she's grown older, Ogbogu has developed an appreciation for the sentimentality of her namesake.

"I like to be in control of my life," Ogbogu says. "My mom always says that God ultimately decides what's going to happen and how your path is going to go. ... (My freshman year) helped me sit back and realize that the college level is a whole different experience. You have to work for what you get."

The one thing Ogbogu can control is how she relates to her teammates on and off the court. And for Ogbogu, that's the easy part -- making friends is only natural. That is, after all, why she plays.

"She has a good pulse on what our team is doing," Dalton says. "She definitely has our respect and trust."

Volleyball

# Texas volleyball preview: Chiaka Ogbogu aiming for new heights

Chiaka Ogbogu looks to raise her game amid losses of Eckerman and Bell  
**Posted August 27th, 2015**



**Ryan Autullo** *American-Statesman Staff*

@autulloas

Story highlights

- Ogbogu's vertical leap was measured at four inches higher than anyone else on the Texas Longhorns.
- Texas opens the season on Friday against Rice.
- Ogbogu is one of three team captains along with Molly McCage and Nicole Dalton

Before they took on Texas in last year's NCAA volleyball tournament, Northwestern State practiced against snow shovels.

Coaches raised the shovels high above the net to simulate the disparity in length their hitters would face against the stretched-out Longhorns.

Chiaka Ogbogu has a chilling effect on opponents.

Texas recently measured the vertical jump of each of its players, and no one was surprised when Ogbogu reached higher than anyone. By a lot. At 10 feet, 8 1/2 inches, she came out on top by a whopping four inches.

"She's always jumped that high," opposite hitter Ebony Nwanebu said. "She was 16 and could jump to the roof."

The sky's the limit for Ogbogu, who opens her third season on Friday as one of three team captains — Molly McCage and Nicole Dalton are the others — as well as a national player of the year candidate. Rice awaits the Longhorns, who are ranked No. 3 in the country, on the first day of their American Campus Classic. Host Texas plays UC-Irvine and LSU on Saturday.

There is some level of concern that the Longhorns could struggle early on as they find their way after the losses of All-Americans Haley Eckerman and Khat Bell. Both will someday be in the women's hall of

honor at Texas. Still, there's a case to be made that Ogbogu was the team's top player in 2014 when the Longhorns advanced to the NCAA national semifinals for the third straight year.

Ogbogu, who's 6 feet, 2 inches, ranked second on the team in points and blocks, and third in kills. Her .420 hitting percentage ranked ninth nationally.

"She was our most consistent player night in and night out," coach Jerritt Elliott said.

Ogbogu, the Big 12's preseason co-player of the year, has emerged from the shadows of Eckerman and Bell to assume a bigger role, though she's not willing to say the team now belongs to her.

Since Texas' season-ending loss to BYU, Ogbogu has been busy tightening the weaker areas in her game. For the first time, she can now elevate off one foot, increasing a vertical leap that was already quite springy. She's also done maintenance on defense, which is important because McCage, the team's other middle blocker and the more defensive-minded of the two, also will spend time at opposite hitter.

"I think defensively I'm going to have to get better," Ogbogu said. "The coaches talk to me about how I'm more of an offensive middle, but in order to get more well rounded, I'm gonna have to get better on my defensive game. I need to track the other hitter better and make sure I'm not reaching too high and they're not hitting underneath me."

What a twist. Ogbogu's greatest strength — her ability to jump and scrape the ceiling — can make her vulnerable to attacks.

As best as Elliott can recall, only one player in his 15 seasons at UT has recorded a higher vertical leap than Ogbogu's. It was Destinee Hooker, whose leap of 10 feet, 10 inches stretched one-and-a-half inches higher than Ogbogu.

Ogbogu should be able to dunk a basketball on a standard rim, which measures at 10 feet. Yet for whatever reasons, she can't get the technique down and always comes up short.

In volleyball, though, she's doing just fine.

"I have really long limbs, so I guess that helps," Ogbogu said. "My whole life I've trained to have a strong lower body and to have that jumping ability."

Volleyball

# Make a wish: Transfer Ebony Nwanebu comes home

Nwanebu celebrated birthday by becoming a Longhorn

Posted August 26th, 2015



**Ryan Autullo** *American-Statesman Staff*

@autulloas

Story highlights

- Nwanebu was the national freshman of the year at USC in 2014
- The Longhorns open the season this weekend against Rice, UC Irvine and LSU
- Former Longhorn Tiffany Baker is now coaching at Texas State

June 5 was an eventful day in the life of Ebony Nwanebu.

On her 20th birthday, Nwanebu announced she was coming home to finish her volleyball career at Texas.

"I wanted my birthday to be memorable," she said.

Years earlier, Nwanebu — who played at Lovejoy High School in Lucas — couldn't wait to leave the Lone Star State, and let coaches know as much. The nation's No. 7 recruit in 2013, Nwanebu never gave Texas much of a look and signed with USC.

"She was one of the few that got away," Longhorns coach Jerritt Elliott said. "When we got information she was coming back, we were excited."

The 6-4 Nwanebu will replace All-American Khat Bell at opposite hitter when Texas opens Elliott's 15th season this weekend in the American Campus Classic. The third-ranked Longhorns play Rice on Friday, then UC-Irvine and LSU on Saturday. All matches are at Gregory Gymnasium.

Nwanebu, who was born in Austin, said she wants to show fans "a better version of Ebony than from my freshman year."

Tall order. She was named the country's top freshman, hitting .358 and garnering first-team All-America honors. Nwanebu kept USC afloat in the regional finals, registering 30 kills on 53 swings with no errors in a five-set loss to Washington.

"She's got the ability to take over a match," Elliott said.

Things couldn't have been going much better, but the glow of LA soon faded. Nwanebu's sophomore year was compromised by a lower back injury, and her hitting percentage dipped to .226. Missing her family back home, she went shopping for a new school and chose Texas over Wisconsin.

"Great for us, and hopefully great for her," Elliott said. "We want her to be successful and we want her to be happy, but it's great for us because it puts us in a position to have another big piece for us to be successful."

**Baker coaching:** Due to injuries, Tiffany Baker never got a chance to show her volleyball potential at Texas and called it quits in the offseason.

Baker, who had one year of eligibility remaining, never envisioned coaching, but that's exactly what she's doing as a graduate assistant at Texas State under Karen Chisum.

"The hours are long, but it's pretty cool just being out of playing and seeing the other side of things," Baker said. "It's cool to see the coaches' point of view."

Baker, of Lewisville Hebron, was the nation's No. 4 recruit, but couldn't get healthy long enough to live up to the billing. She started her career at Tennessee, but didn't play for much of her sophomore season due to a lingering knee injury. Baker transferred to Texas and had surgery, but never returned to her old form. Compounding matters was a back injury she suffered last November.

Baker played in just seven matches and didn't suit up for most of the season.

"I used to feel bitter about it," Baker said. "I cry a lot about it, especially this spring. I just wasn't ready for my career to end. I realize God has a plan and everything works out."

Baker said she expects Texas to keep winning despite losing All-Americans Haley Eckerman and Bell.

"That's how that programs works," she said. "They get the best of the best year in and year out. There's been a lot of times where they've won big games, obviously the national championship a couple years ago, with freshmen on the court. I don't have any doubts."

Baker's new team should be good, too. Texas State was 22-12 last season and finished second in the Sun Belt.

Volleyball

# Despite departures, expectations high for Texas volleyball

Returning players' improvement could keep UT among elite.

Posted August 22nd, 2015



**Ryan Autullo** *American-Statesman Staff*

@autulloas

Story highlights

- UT must replace multi-year All-American Haley Eckerman and Khat Bell
- Middle blocker Chiaka Ogbogu, the preseason co-Big 12 player of the year, can now jump off one foot
- The Longhorns will host the Orange-White scrimmage on Saturday

It would be easy to compare rosters and conclude that Texas volleyball will regress from last season.

Gone are multiyear All-Americans Haley Eckerman and Khat Bell, whose sparkling four-year runs produced a national championship and two more Final Four appearances, as well as four Big 12 titles and 2,489 kills between them.

The frontcourt friends won 87 percent of their matches as Longhorns, working up a record of 108-15. Without question, they will be missed.

Yet at Friday's preseason media day, Jerritt Elliott sounded nothing like a coach ready to hit reboot. His third-ranked Longhorns, who will hold a public scrimmage Saturday, are expected to again push for a national title.

"What you don't factor in is how much better the returning players are," said Elliott, who enters his 15th season at Texas with three seniors and five juniors.

Elliott said middle blocker Chiaka Ogbogu, the Big 12's co-preseason player of the year, can now elevate off one foot, something she couldn't do last year when she led the team in hitting percentage (.420). He added that outside hitter Paulina Prieto Cerame "is a significantly different player," and libero Cat McCoy has matured after a productive freshman season. Seniors Molly McCage and Amy Neal are back, too, from a run to the NCAA semifinals.

"People think we lost some big players, which we did, but we get to reload," Elliott said. "It's a different team dynamic."

Elliott said he has gotten over the end to last year, which came under questionable circumstances when a referee determined Neal touched a ball at the net that traveled out of bounds in a four-set loss to BYU. Elliott said he watched footage four or five times and Neal "wasn't even close" to making contact. Good came from the controversy, though; the NCAA instituted video replay for the upcoming season. Texas has installed an overhead camera at Gregory Gym.

"It's time to move on," Elliott said. "We have some different pieces this year that I'm excited about."

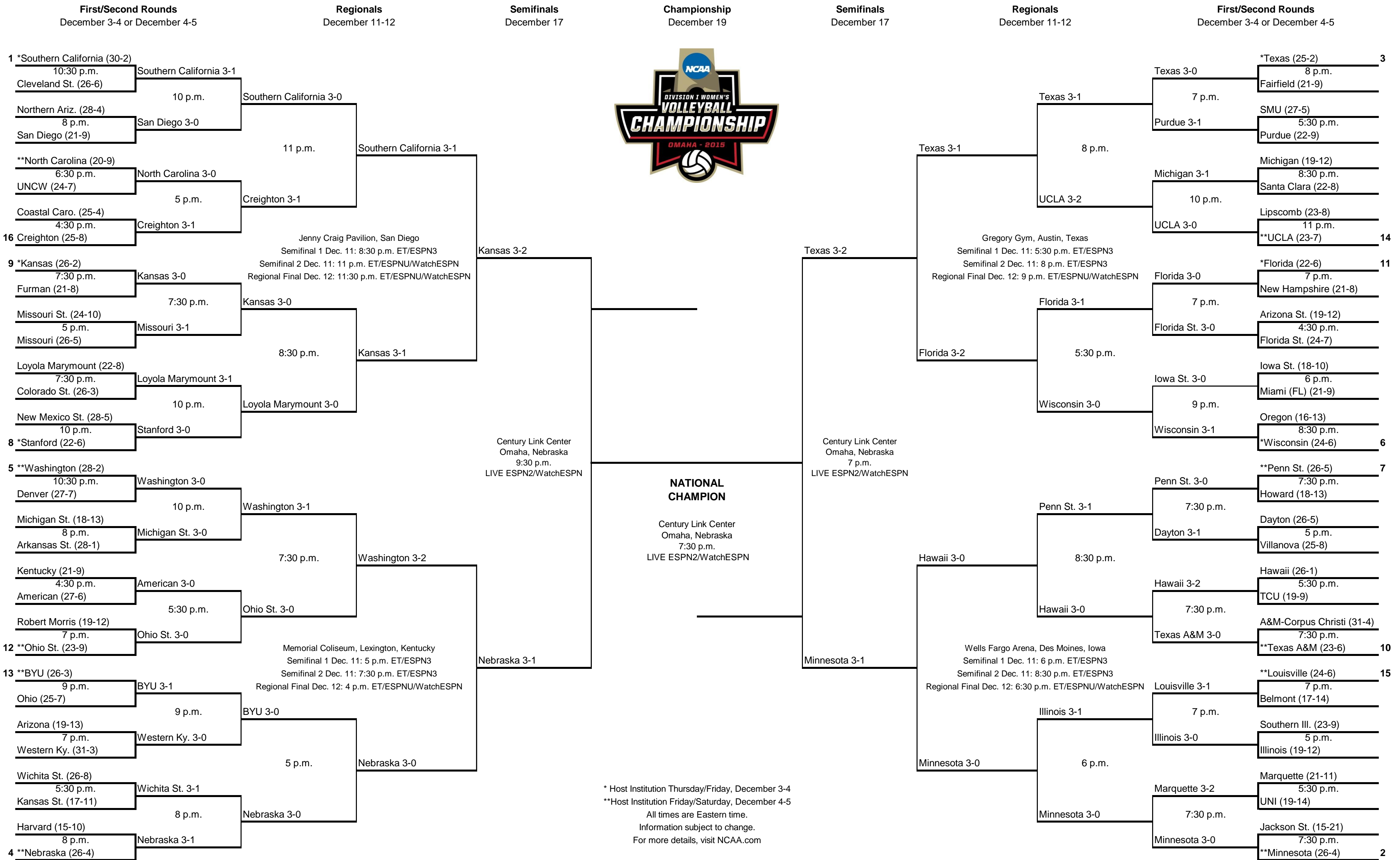
Among them is junior Ebony Nwanebu, a transfer from Southern Cal who played on the same club team as Ogbogu. Nwanebu, who replaces Bell at opposite hitter, was the national freshman of the year in 2013.

Big 12 preseason freshman of the year Micaya White headlines a three-member signing class Elliott says will push for playing time. White is out indefinitely after surgery on a stress fracture in her left leg, but Elliott hopes she can play this season and will know more by mid-September.

"She's a player that can add another punch to us," Elliott said.



# 2015 NCAA Division I Women's Volleyball Championship



\* Host Institution Thursday/Friday, December 3-4  
 \*\*Host Institution Friday/Saturday, December 4-5  
 All times are Eastern time.  
 Information subject to change.  
 For more details, visit NCAA.com



# 2015 Texas Volleyball TV / Radio Lineup



**1 MICAYA WHITE**  
6-1 Fr. OH  
Frisco, Texas



**2 EBONY NWANEBU**  
6-4 Jr. Opp  
Fairview, Texas



**5 MOLLY McCAGE**  
6-3 Sr. MB  
Spring, Texas




**6 KAT BROOKS**  
5-4 Sr. L  
Honolulu, Hawaii



**7 NICOLE DALTON**  
6-2 Jr. Utility  
Parker, Colo.




**8 CAT MCCOY**  
5-7 So. L  
Southlake, Texas



**9 AMY NEAL**  
5-10 Sr. L/OH  
Austin, Texas



**11 CHIAKA OGBOGU**  
6-2 Jr. MB  
Coppell, Texas



**12 MORGAN JOHNSON**  
6-3 Fr. MB  
DeSoto, Texas



**14 KATE PALLADINO**  
5-4 So. DS  
Pflugerville, Texas



**16 LAUREN BEARD**  
5-6 Fr. Libero  
Arlington, Texas



**17 MIRTA BASELOVIC**  
6-3 So. MB  
Split, Croatia



**19 PAULINA PRIETO CERAME**  
6-2 Jr. OH  
San Juan, Puerto Rico



**21 CHLOE COLLINS**  
5-7 Jr. S  
Cypress, Texas



**23 NATALIE GILBERT**  
5-8 Fr. Libero  
Dallas, Texas



**27 YAASMEEN BEDART-GHANI**  
6-4 Fr. OH  
Los Angeles, Calif.

### COACHING STAFF

Jerritt Elliott \_\_\_\_\_ Head Coach, 15th year  
Tonya Johnson \_\_\_\_\_ Associate Head Coach/  
Recruiting Coordinator, 8th Year  
Erik Sullivan \_\_\_\_\_ Assistant Coach, 5th year

### PRONUNCIATION GUIDE

Chiaka Ogbogu \_\_\_\_\_ chee-AH-kuh oh-BAH-goo  
Coppell (*Hometown*) \_\_\_\_\_ cop-PELL  
Chloe (Collins) \_\_\_\_\_ CLOH-ee  
Ebony Nwanebu \_\_\_\_\_  
Micaya (White) \_\_\_\_\_  
Mirta Baselovic \_\_\_\_\_ MEER-tuh buh-SELL-oh-vich  
Paulina Prieto Cerame \_\_\_\_\_ PAUL-ee-nuh  
pree-EH-toe SAIR-uh-may  
Yaasmeen Bedart-Ghani \_\_\_\_\_



[Facebook.com/  
Texaslonghorns](https://www.facebook.com/Texaslonghorns)



[Instagram.com/  
TexasVolleyball](https://www.instagram.com/TexasVolleyball)



[@TexasVolleyball](https://twitter.com/TexasVolleyball)  
[#PointTexas](https://twitter.com/PointTexas)



[TexasSports.com/  
Tickets](https://www.texasports.com/tickets)