



# TEXAS FOOTBALL

**NATIONAL CHAMPIONS** • 1963, '69, '70, 2005 **BIG 12 CHAMPIONS** • '96, '05, '09

**SOUTHWEST CONFERENCE CHAMPIONS** • 1920, '28, '30, '42, '43, '45, '50, '52, '53\*, '59\*, '61\*, '62, '63, '68\*, '69, '70, '71, '72, '73, '75\*, '77, '83, '90, '94\*, '95 (\*co-champs)

## GAME 11 MEDIA INFO

### TV: ESPN

Talent: Dave Pasch (pxp), Tom Luginbill (analyst),  
Laura Rutledge (sideline)

### Local Radio: Longhorn IMG Radio Network / KTX 104.9

Talent: Craig Way (pxp), Roger Wallace (color),  
Quan Cosby (sideline)

### Satellite Radio: XM 202, Sirius 118, Internet 969, Spanish 550

### Internet: [texas.leanplayer.com](http://texas.leanplayer.com)

### Spanish Radio: KTX 97.1 FM, KZNX 1530 AM

Talent: Dr. Ruben Pizarro-Silva (pxp), John Jagou (color)  
National Radio: Sports USA

Talent: Mike Morgan (pxp), Gary Barnett (analyst)

### Live Stats: [statbroadcast.com](http://statbroadcast.com)

Dec. 5, 2015 | 11 a.m. CDT | McLane Stadium (Cap: 45,140) | ESPN



## #12/12 BAYLOR BEARS

**2015 Record:** 9-2, 6-2 Big 12

**Head Coach:** Art Briles (Texas Tech '79)

**Career Record:** 98-64 (13th season)

**Record at Baylor:** 64-36 (8th season)

## TEXAS LONGHORNS

**2015 Record:** 4-7, 3-5 Big 12

**Head Coach:** Charlie Strong (Central Arkansas '82)

**Career Record:** 47-30 (6th season)

**Record at Texas:** 10-14 (2nd season)

## 2015 SCHEDULE

### 4-7 OVERALL (3-5 BIG 12)

Date	Opponent	Time/Result
Sept. 5	at No. 11/11 Notre Dame (NBC)	L, 3-38
Sept. 12	RICE (LHN)	W, 42-28
Sept. 19	CALIFORNIA (FOX)	L, 44-45
Sept. 26	#24/22 OKLAHOMA STATE* (ESPN)	L, 27-30
Oct. 3	at #4/3 TCU* (ABC)	L, 7-50
Oct. 10	vs. #10/9 Oklahoma*+ (ABC)	W, 24-17
Oct. 24	K-STATE* (FS1)	W, 23-9
Oct. 31	at Iowa State* (FS1)	L, 0-24
Nov. 7	KANSAS* (LHN)	W, 59-20
Nov. 14	at West Virginia* (ESPNU)	L, 20-38
Nov. 26	TEXAS TECH* (FS1)	L, 45-48
Dec. 5	at #12/12 Baylor (ESPN)	11 a.m.

all times Central | \* Big 12 game | + Cotton Bowl (Dallas)

NOTE: Rankings listed as The AP Poll/Coaches Poll

## QUICK HITS

- Saturday's game will be the 105th meeting between the Texas Longhorns and Baylor Bears.
- Both teams are coming off losses. In its last game, Texas fell 48-45 at home on Thanksgiving to Texas Tech, and Baylor lost 28-21 in a rain-soaked double overtime game at TCU.
- **RB Chris Warren, III** had his first career start against Texas Tech and broke three freshman records with 276 yards and four TDs, including a 91-yarder. His 276 yards rushing also rank sixth in school history.
- **RB Johnathan Gray** is fast-approaching elite company. He needs just 58 yards to surpass Hodges Mitchell for the 10th most rushing yards in Texas history.

## SCOUTING THE BEARS

- Baylor brings the most potent offense in the nation to the field as the Bears rank No. 1 in total offense and scoring offense. Baylor averages 616.0 yards per game and scores 50.8 points.
- The Bears have scored 50+ points this season six times.
- In Baylor's two losses, the Bears were limited to 34 points (Oklahoma) and 21 points (at TCU). The game at TCU was a double overtime thriller in a torrential downpour of rain that limited the prolific offenses for both teams.
- Baylor coach Art Briles is from the Mike Leach coaching tree. The Bears rank No. 4 in the nation in rushing offense with 291.5 yards per game. Baylor's passing game is No. 13 at 324.5 yards. Baylor is the most efficient passing team in the FBS with a QB rating of 183.96.
- WR Corey Coleman is one of the best in the nation. He has pulled in 20 touchdowns this season to lead the country by five TDs. His 119.5 receiving yards per game rank No. 3 in the FBS.
- RB Shock Linwood averages 118.0 yards per game on the ground and ranks No. 16 in the nation. His 10 TDs are sixth in the Big 12 Conference this year.
- Defensively, Baylor allows 396.5 yards a game but has the ability to make big plays. The Bears average more than 8.0 tackles for loss this season to lead the Big 12 and rank sixth in the nation.
- Baylor will be starting its third string QB against Texas as the Bears have had an unfortunate string of injuries this season. QB's Seth Russell and Jarrett Stidham have both suffered season-ending injuries recently.

## BIG 12 CONFERENCE STANDINGS

	Big 12	Pct.	Overall	Pct.	Stk
Oklahoma	8-1	.889	11-1	.917	W7
Oklahoma State	7-2	.778	10-2	.833	L2
TCU	7-2	.778	10-2	.833	W1
Baylor	6-2	.750	9-2	.818	L1
West Virginia	4-4	.500	7-4	.636	W4
Texas Tech	4-5	.444	7-5	.583	W2
<b>Texas</b>	3-5	.375	4-7	.364	L2
Kansas State	2-6	.250	5-6	.455	W2
Iowa State	2-7	.222	3-9	.250	L4
Kansas	0-9	.000	0-12	.000	L12

## WHAT'S INSIDE...

pgs. 1-9	Notes
pg. 2	Opponent Series Info, Stats Comparison
pg. 4	Horns in the NFL
pg. 10	Coaching Staff
pg. 11	Media Info.
pg. 12	Roster & Pronunciations
pg. 13	Depth Chart
pg. 14	Game-by-Game Starters & Stats
pg. 15-20	Game-by-Game Recaps
pg. 21-44	Stats
pg. 45-47	Player Career Stats Profiles
pg. 48-49	Last Time

## TEXAS-BAYLOR ALL-TIME SERIES AT-A-GLANCE

**OVERALL SERIES:** Texas leads, 74-26-4

**SERIES RECORD AT NEUTRAL SITES:** Never

**SERIES RECORD AT WACO:** Texas leads, 29-16-2

**SERIES RECORD IN AUSTIN:** Texas leads, 45-10-2

### SERIES RESULTS - LAST FIVE

Year	Score	UT's final record	Baylor's final record
2010	Baylor 30, Texas 22	5-7 (2-6 Big 12/6th South Div.)	7-6 (4-4 Big 12/4th South Div.)
2011	Baylor 48, Texas 24	8-5 (4-5 Big 12/t-6th)	10-3 (6-3 Big 12/t-3rd)
2012	Texas 56, Baylor 50	9-4 (5-4 Big 12/t-3rd)	8-5 (4-5 Big 12/t-5th)
2013	Baylor 30, Texas 10	8-4 (7-2 Big 12/t-2nd)	11-2 (8-1 Big 12/1st)
2014	Baylor 28, Texas 7	6-7 (5-4 Big 12/t-4th)	11-2 (8-1 Big 12/t-1st)

### SERIES HISTORY

- Texas leads the all-time series against Baylor, 74-26-4.
- The Longhorns are 29-16-2 on the road against the Bears.
- Baylor has won four of the last five contests in the series.
- The last time Texas won on Baylor's home field was 2009 by the score of 47-14.

### LAST MEETING

- Last year, Baylor bested the Longhorns, 28-7, in Austin.
- The Longhorns held the Bears to only seven points in the first half and to 389 yards for the game.
- Texas tallied 334 yards offensively and controlled the clock with nearly seven minutes more time of possession but three turnovers helped prevent the upset.

### SENIOR GRADS

- Of Texas' 22 seniors, all are on schedule to graduate by August 2016, and 10 will graduate this fall.
- Four (Alex De La Torre, Taylor Doyle, Sedrick Flowers and Marcus Hutchins) have already earned their degree and six more (Dominic Cruciani, Trey Gonzales, Johnathan Gray, Desmond Jackson, Logan Mills and Duke Thomas) will receive their diplomas in December.
- Eight members of this senior class have earned first or second-team Academic All-Big 12 honors during their careers.

### YOUTH MOVEMENT

- Freshmen have played a key role this season with 17 members of the 23-man recruiting class of 2015 seeing regular action, evidenced by eight true freshman combining for 55 starts.
- Two redshirt freshmen have started a total of 16 games and all totaled 10 freshmen have started 71 games.
- Sophomores are also making a big impact as seven of them have combined to start 47 games.
- Combined, 17 underclassmen have started 118 games.
- With true freshman OG Patrick Vahe and LT Connor Williams earning starting nods beginning with the season opener at Notre Dame, Texas is the only school in the country that has started two true freshman offensive linemen.
- Of Charlie Strong's two signing classes at Texas, 32 of the 43 freshmen and sophomores are seeing significant snaps.

### WARREN RUNNING WILD

- Freshman **RB Chris Warren, III** made his first career start against Texas Tech and put together the most impressive performance by a freshman RB in school history.
- Warren set **three freshman records** with 276 yards rushing, four rushing TDs and a 91-yard rush.
- Warren's 276 yards also rank sixth all-time in Texas football history.
- The previous freshman rushing record was 213 yards by **Cedric Benson** on 28 carries on Nov. 10, 2001 against Kansas.
- Warren's 91-yard rush to the end zone against Tech marked the longest run by a freshman in school history, surpassing **Raymond Clayborn's** run of 85 yards in 1973. Warren broke multiple tackles on his way to scoring and tying the game, 10-10, with 5:59 left in the first half.

### HIGHLIGHT REEL OFFENSE

- Texas is one of only seven schools (Boise State, Bowling Green, Cincinnati, TCU, Toledo and Tulane) nationally with both a rushing and passing play of at least 84 yards this season. The Horns and TCU are the only Power Five Conference programs that can make that claim.
- Texas is the only Power Five Conference team with at least three plays of 84 or more yards in 2015. Only two other Power Five teams (Notre Dame and TCU) can even say they have had at least two. The Longhorns join Toledo as the only FBS programs with at least three plays of at least 84 yards on the year.

## STAT COMPARISON



Statistical Category	Texas	Baylor
Points Scored	294	559
Points/Game	26.7	50.8
Opponent	31.5	27.9
First Downs	187	316
Opponent	277	231
Rushing Yards/Game	231.1	291.5
Opponent	203.2	156.4
Rushing Yards/Carry	5.2	5.7
Opponent	4.3	3.6
Passing Yards/Game	145.5	324.5
Opponent	247.0	240.1
Passing Completion Pct.	55.0	60.1
Opponent	61.0	57.4
Total Offense/Game	376.5	616.0
Opponent	450.2	396.5
Total Offensive Plays	718	907
Opponent	871	859
Avg. Yards/Play	5.8	7.5
Opponent	5.7	5.1
Kick Return Avg.	19.0	22.7
Punt Return Avg.	12.6	4.3
Penalties-Yards	70-649	97-866
Field Goals-Attempts	10-13	7-10
Time of Possession/Game	27:04	26:37
3rd-Down Conversion Pct.	36.7	47.5
4th-Down Conversion Pct.	42.9	75.9

## STATISTICAL LEADERS



Texas	Category	Baylor
D'Onta Foreman	<b>Rushing</b>	Shock Linwood
95 att., 681 yds, 5 TD		189 att., 1287 yds, 10 TD
Jerrold Heard	<b>Passing*</b>	Chris Johnson
92-157, 1214 yds, 5 TD, 5 INT		12-34, 200 yds, 3 TD, 2 INT
John Burt	<b>Receiving</b>	Corey Coleman
24 rec., 436 yds, 2 TD		67 rec, 1314 yds, 20 TD
Peter Jinkens	<b>Tackles</b>	Grant Campbell
75 tackles (46 solo), 9.5 TFL		83 tackles (55 solo), 4.0 TFL
Peter Jinkens	<b>Sacks</b>	Jamal Palmer
6.5, -38 yds		5.5, -31 yds
Dylan Haines	<b>Interceptions</b>	Xavien Howard
5 INT (102 yds)		5 INT, (74 yds)
Nick Rose	<b>Field Goals</b>	Chris Callahan
36-37 PATs, 10-13 FGs		74-74 PATs, 7-10 FGs
Michael Dickson	<b>Punting</b>	Drew Galitz
71 att., 41.4 avg., 17 in20		37 att., 40.9 avg., 11 in20
Daje Johnson	<b>Kickoff Returns</b>	Chris Platt
21 att., 22.7 avg.		12 att., 28.4 avg.
Daje Johnson	<b>Punt Returns</b>	Lynx Hawthorne
20 att., 11.1 avg., 1 TD		10 att., 5.0 avg

## WEEKLY MEDIA AVAILABILITY SCHEDULE

MONDAY	TUESDAY	WEDNESDAY	THURSDAY	FRIDAY	SATURDAY	SUNDAY
<b>Big 12 Teleconference</b> 9:50 a.m. - Coach Strong  <b>Media Luncheon</b> 11 a.m. - Coach Strong 11:30 a.m. - Players (broadcast live on LHN from 11-noon)	<b>Local Press Conference</b> Assist. Coach Jay Norvell & QB Jerrod Heard approx. 6:30 p.m.	<b>Local Press Conference</b> Defensive Coordinator Vance Bedford approx. noon	<b>No media availability</b>  <b>Longhorn Weekly with Charlie Strong</b> 7-8 p.m. (radio show aired on Longhorn IMG Radio Network and broadcast live on LHN. Live on location at Pluckers in West Campus.)	<b>No media availability</b>	<b>Game Day</b> Texas at Baylor 11 a.m. CDT   ESPN  <b>Postgame</b> Coach Strong and requested players available	<b>No media availability</b>

- The Longhorns are one of only two schools nationally (Notre Dame) with two rushes of 90 or more yards.
- Texas has registered at least one rush and pass play of at least 84 yards this season. That has never happened before in Longhorn history. As a matter of fact, only three other times on UT record have the Horns posted a rush and pass play of at least 80 yards. Before this year, that came in 1982, 1984 and 1999.
- The Longhorns have posted four plays (three rush, one pass) of at least 80 yards this season, a UT first. Prior to Texas getting its fourth play of 80+ yards versus Texas Tech, the Horns had recorded three plays of 80 or more yards just once in school history. That came in 1982 when Texas had two pass plays and one rush of 80 or more yards.
- Texas has recorded three running plays of 80 or more yards in 2015. That's the most rushes of that distance the Horns have ever posted in a season. UT has only twice had at least two runs of 80 or more yards in a year. That came in 2005 when **Vince Young and Jamaal Charles** both did it, and in 1997 when **Ricky Williams** posted rushes of 87 and 80 yards. Two of the three 80+ yard runs this season have actually gone for more than 90 yards.

### ROLL ON 18 WHEELER

- Junior **QB Tyrone Swoopes** may no longer be the starter but he is still contributing to the team in a significant way thanks to the "18 Wheeler" package installed by the coaching staff.
- Swoopes has come in to spell **Jerrod Heard** in short-yardage situations and the team has seen great success in both the running and passing game.
- Against Kansas State, Swoopes scored three rushing TDs to help carry the team to a 23-9 victory. He represented all 52 yards in the game-clinching drive with carries of 13, 29 and 10 yards on consecutive plays to punch it in.
- Swoopes had an impressive showing against Kansas with four touchdowns on four carries. One of his scores came on a broken play. After a high snap did not allow him to hand the ball off to the running back, Swoopes scampered 44 yards into the end zone.
- With the four TDs against Kansas, Swoopes became just the third UT quarterback to rush for four TDs in a single game and the first since **Vince Young** against Michigan in the **2005 Rose Bowl** following the 2004 season. That same year Young also accomplished the feat at Texas Tech. Prior to that, it had been since 1946 when **Bobby Layne** first did it against Oklahoma.
- Since installing the package for the Oklahoma State game (Sept. 26) and not counting the TCU game (Oct. 3), Swoopes has amassed 349 yards on 48 carries for an average of 4.2 per rush. He has scored 11 TDs in the package running and thrown one TD pass during the Oklahoma game (Oct. 10) and against Kansas (Nov. 7) to help seal those victories. He also threw a TD pass at TCU but not as part of the "18 Wheeler" package.

### FUEL EFFICIENCY

- The efficiency of the "18 Wheeler" can be seen in Swoopes' ability to move the chains or score.
  - ^ Against Oklahoma State, all three of his carries resulted in a first down or a touchdown.
  - ^ Two of his four carries against Oklahoma resulted in a first down or touchdown, plus the TD pass.
  - ^ Against K-State, in addition to his three TDs, three more of Swoopes' seven total carries moved the chains with first downs. Two of those first-down gains were of 13 and 29 yards.
  - ^ At Iowa State, five of Swoopes' 10 carries resulted in first downs. He averaged 5.8 yards per carry in the loss.
  - ^ Against KU, all four of Swoopes' carries were touchdowns. He gained 59 yards on those plays.
  - ^ Against OSU, OU, K-State, Iowa State and KU combined, **20 of his 28 carries (71%)** went for first downs or touchdowns. (The 18 Wheeler package was not used at TCU on Oct. 3.)
  - ^ In those same five games in the **18 Wheeler package**, the nine touchdowns represent **27%** of his carries.
  - ^ Against Texas Tech, Swoopes registered 98 yards on the ground on 15 carries for an average of 6.5. He scored two TDs on the ground, including a 46-yard run to give Texas a 38-34 lead with 7:54 to play in the fourth quarter.
  - ^ Swoopes has accounted for 12 TDs (10 rush/2 pass) over the last seven games.

### VALUABLE EXPERIENCE

- A total of 36 players for Texas have seen the first action of their careers this season. Only three other teams have had more first-time players see the field in 2015: Kansas (39), Florida State (39) and TCU (37).
- A total of 17 players for Texas have made the first start of their careers this season as well.

## UT ALL-TIME RECORDS

<b>Overall (123 years)</b>	<b>885-353-33 (.709)</b>
Home	510-132-13 (.789)
Away	272-147-10 (.646)
Neutral	103-74-10 (.578)

### vs. Ranked Opponents

All-time*	133-145-8 (.479)
Home	48-43-4
Away	38-49-0
Neutral	47-54-4
Ranked matchup	109-79-5
As the higher-ranked team+	71-34-2
As the lower-ranked team+	38-46-3

\* as ranked by either The AP Poll or Coaches Poll  
+ both teams ranked

### W/L vs. unranked opponents (since 1936)

All-time*	490-123-7 (.796)
Home	276-54-2
Away	186-61-3
Neutral	28-8-2

## NCAA ALL-TIME TEAM RECORDS

### BY TOTAL WINS

	YEARS	RECORD	PCT.
1. Michigan	136	924-331-36	.730
2. Notre Dame	127	892-312-42	.733
3. <b>TEXAS</b>	<b>123</b>	<b>885-353-33</b>	<b>.709</b>
4. Nebraska	126	879-368-40	.699
5. Ohio State	126	874-320-53	.722
6. Alabama	121	861-326-43	.717
7. <i>Oklahoma</i>	121	861-318-53	.720
8. Tennessee	119	819-371-53	.680
9. USC	122	813-331-54	.701
10. Georgia	122	786-413-54	.649

### BY WIN PCT.

	YEARS	RECORD	PCT.
1. Notre Dame	127	892-312-42	.733
2. Michigan	136	924-331-36	.730
3. Boise State	47	416-159-2	.723
4. Ohio State	126	874-320-53	.722
5. <i>Oklahoma</i>	121	861-318-53	.720
6. Alabama	121	861-326-43	.717
7. <b>TEXAS</b>	<b>123</b>	<b>885-353-33</b>	<b>.709</b>
8. USC	122	813-331-54	.701
9. Nebraska	126	879-368-40	.699
10. Tennessee	119	819-371-53	.680

Texas opponents in *italics*

## DID YOU KNOW?

With **LT Connor Williams** and **RG Patrick Vahe** Texas is the **only team** in the nation to start **two true freshman on the offensive line**. Williams graduated high school early to enroll in January and immediately turned heads on the practice field and has **started every game**. Vahe also quickly earned a starting role and started every game he has played. He sat out the Texas Tech game due to an injury.



## LONGHORNS IN THE NFL

As of Nov. 10, there were **24 former players on NFL active rosters** with three coaching in the NFL. **Another 16** are on injured reserve or practice squads.

### Active Roster

Emmanuel Acho, Philadelphia Eagles, (LB)  
 Sam Acho, Chicago Bears (LB)  
 Malcom Brown, New England Patriots (DT)  
 Phil Dawson, San Francisco 49ers (PK)  
 Quandre Diggs, Detroit Lions (CB)  
 Michael Griffin, Tennessee Titans (S)  
 Tony Hills, New Orleans Saints (OT)  
 Lamarr Houston, Chicago Bears (DT)  
 Derrick Johnson, Kansas City Chiefs (LB)  
 Colt McCoy, Washington Redskins (QB)  
 Henry Melton, Tampa Bay Buccaneers (DT)  
 Roy Miller, Jacksonville Jaguars (DT)  
 Alex Okafor, Arizona Cardinals (LB)  
 Brian Orakpo, Tennessee Titans (LB)  
 Adrian Phillips, San Diego Chargers (S)  
 Cory Redding, Arizona Cardinals (DT)  
 Keenan Robinson, Washington Redskins (LB)  
 Brian Robison, Minnesota Vikings (DE)  
 Lyle Sendlein, Arizona Cardinals (C)  
 Geoff Swaim, Dallas Cowboys (TE)  
 Earl Thomas, Seattle Seahawks (S)  
 Justin Tucker, Baltimore Ravens (PK)  
 Kenny Vaccaro, New Orleans Saints (S)  
 Fozzy Whittaker, Carolina Panthers (RB)

### Coaching Staffs

Jerry Gray, Minnesota Vikings (DB Coach)  
 Richard Hightower, San Francisco 49ers (ST Coach)  
 Kyle Shanahan, Cleveland Browns (Off. Coord. Coach)

### Injured Reserve

Tarell Brown, New England Patriots (CB)  
 Jamaal Charles, Kansas City Chiefs (RB)  
 John Chiles, Chicago Bears (WR)  
 Marquise Goodwin, Buffalo Bills (WR)  
 Jordan Hicks, Philadelphia Eagles (LB)  
 Jackson Jeffcoat, Washington Redskins (LB)  
 Mykkel Thompson, New York Giants (S)  
 Chris Whaley, Dallas Cowboys (DT)  
 Aaron Williams, Buffalo Bills (CB) - designated for return

### Practice Squad

Malcolm Brown, St. Louis Rams (RB)  
 Carrington Byndom, Arizona Cardinals (CB)  
 Donald Hawkins, Miami Dolphins (OT)  
 Trey Hopkins, Cincinnati Bengals (OG)  
 Michael Huey, San Diego Chargers (OG)  
 Cedric Reed, Buffalo Bills (DE)  
 Jaxon Shipley, Arizona Cardinals (WR)



## NO GRAY AREA

- Senior **RB Johnathan Gray** is climbing up the all-time lists at Texas. With a long history of legendary running backs for the Longhorns, Gray could move into the top 10 in yards soon.
- Gray needs just 58 yards to move ahead of **Hodges Mitchell** for 10th in school history. He is currently 12th and 54 yards separate him from **Eric Metcalf** for No. 11 on the list.
- He is averaging 48.9 yards per game so far this season with three TDs.
- With 23 yards against Iowa State, Gray moved ahead of **Jim Bertelsen** on the list.
- Against K-State on Oct. 24, Gray tallied 103 yards on 18 carries. It marked his first 100-yard game of the season and the sixth of his career.
- Against Cal on Sept. 19, Gray had just 46 yards rushing but made an impact on the passing game as well with a career-high 71 yards receiving.

## RUNNING GAME TURNAROUND

- Texas returned to being a dominant running team in its three conference victories over Oklahoma, K-State and Kansas. The Longhorns averaged 295.3 yards rushing per game in those wins and 171.0 in the second half.
- The Longhorns recorded 274 yards rushing on 53 carries (5.2 yards per rush) in the 23-9 victory against K-State (Oct. 24).
- Texas posted a then season-high 313 yards rushing on 58 carries (5.4 yards per rush) in the 24-17 win against Oklahoma (Oct. 10). It marked the first time since the 2013 season opener against New Mexico (359 yards) that the Horns had eclipsed the 300-yard rushing mark as a team. UT also had two 100-yard rushers (**D'Onta Foreman** with 117 and **Jerrod Heard** with 115) for the first time since a home win against Texas Tech on Nov. 28, 2013.
- The trend of running the ball has continued since those two contests as Texas still cracked the century mark at Iowa State (Oct. 31) despite the loss with 119 yards on 32 carries.
- Texas backed up the showing at Iowa State with a strong 299 yards on the ground against Kansas (Nov. 7) to carry the Longhorns to a 59-20 victory. Followed by 277 yards on the ground at West Virginia (Nov. 14) in a 38-20 loss.
- **D'Onta Foreman** has played a key role in the ground game with a career-high 157 yards against Kansas, including a 93-yard touchdown run. He then had 147 yards at West Virginia on a career-high 18 carries.
- The Longhorns ran to a total of **403 yards** in a 48-45 loss to Texas Tech on Thanksgiving. Texas saw **RB Chris Warren, III** tally a freshman record 276 yards rushing. It gave Texas its sixth game with 250 or more yards rushing and its third straight.
- Texas has had a 100-yard rusher in five of the last six games and is averaging 280.8 yards as a team in that span.
- With the strong ground game, Texas has scored six rushing TDs in three games this season (Texas Tech, Kansas, California). The last time the Longhorns scored at least six rushing TDs in multiple games in a season was 2005. The 2015 team becomes just the fourth Texas team to do so in three or more games since 1950.
- The 403 rushing yards the Longhorns had against Texas Tech were the most in a single game for Texas since Nov. 5, 2011, when they rushed for 439 yards, also against the Red Raiders. The game prior in 2011, UT rushed for 441 yards against Kansas. Before that, it had been since 2005 against Louisiana-Lafayette that they had reached the 400-yard mark, and this past week's game is just the seventh time to attain that since 1980.

### FINDING PAY DIRT

- **RB Chris Warren** (Texas Tech, Nov. 26) and **QB Tyrone Swoopes** (Kansas, Nov. 7) have both scored four rushing TDs in a game this season. It marks only the second time in UT history two different players have scored four or more rushing TDs in a game in the same season. The other time was 2004 when **QB Vince Young** did it against both Texas Tech and Michigan, while **RB Cedric Benson** scored five against Oklahoma State.

## HAINES PREFERS TO PICK

- A former walk-on who was placed on scholarship prior to the 2014 season, junior **SS Dylan Haines** continues to make an impact in the secondary. He led the team in interceptions (four) and ranked second in pass breakups (seven) and third in tackles (86) last season. This year, despite missing the majority of the Cal game (Sept. 19) due to a targeting call early in the first quarter, Haines leads the team with five interceptions through 11 contests.
- For his career he has nine interceptions and his 200 return yards rank him second in program history.
- Against Texas Tech, Haines hauled in his fifth interception of the season and returned it 16 yards to jump ahead of current **Kansas City Chiefs LB Derrick Johnson** on the career interception return yards list. He also surpassed

## TEXAS CAREER RUSHING LEADERS

Name	Years	Yds
8. A.J. "Jam" Jones	1978-81	2874
9. Malcolm Brown	2011-14	2678
10. Hodges Mitchell	1997-00	2664
11. Eric Metcalf	1985-88	2661
<b>12. Johnathan Gray</b>	<b>2012-</b>	<b>2607</b>
13. Jim Bertelsen	1969-71	2510
14. Adrian Walker	1989-92	2473
15. Steve Worster	1968-70	2353

## GROUND ATTACK

Stat	First 5 Gms	Last 6 Gms
Rushing Yds/Gm	171.4	280.8
Rushing Attempts/Gm	40.4	47.5
Yds/Rush	4.2	5.9
Rush TDs	7	17
Individual 100-yd rush efforts	2	6

## LAST SEVEN 400-YD RUSHING GAMES

Yds	Opponent	Year
<b>403</b>	<b>Texas Tech</b>	<b>2015</b>
439	Texas Tech	2011
441	Kansas	2011
418	UL-Lafayette	2005
513	North Texas	2004
434	Rice	1998
424	Baylor	1981

**Michael Huff** earlier this season.

- Haines' nine career interceptions put him just outside the top 10 in school history. He needs just one more INT this season to move into a tie for seventh in a single season.

#### DYLAN HAINES BY THE NUMBERS

- Fifth on the team in total tackles with 47 (37 solo), including one sack, three TFL and 3 PBU's
- Pulled in fourth INT of the season and led team with six tackles (five solo) in 59-20 win over Kansas (Nov. 7)
- Recorded four tackles (three solo), one INT (no return) and two PBU's against K-State (Oct. 24)
- Recorded seven tackles (six solo), one interception (29-yard return) and one PBU against Oklahoma State (Sept. 26)
- Registered seven tackles (five solo) in the season-opening loss at Notre Dame (Sept. 5)
- Tallied four tackles (three solo) at TCU (Oct. 3)

#### YOUTHFUL EXPERIENCE & FRESHMAN STARTERS

- Texas had a strong 2015 recruiting class and many of the newcomers wasted little time making an impact during preseason camp. Seven true or redshirt freshmen were listed as first-teamers on the depth chart heading into the Notre Dame game.
- The Longhorns ended up with five freshman starters in their opening lineup: **WR John Burt**, **LT Connor Williams**, **RG Patrick Vahe**, **LB Malik Jefferson** and **CB John Bonney** were in the starting lineup. In addition, **Michael Dickson** handled the punting chores. Redshirt freshman **Edwin Freeman** was listed as the first-team weakside linebacker, but the Horns opened the Notre Dame game with five defensive backs.
- Texas was among the national leaders in true freshmen who played in the season opener. Only Georgia had more true freshmen play in Week 1 and only Florida State and NC State had more total freshmen play.
- Freshmen continue to make an impact as redshirt freshman **Jerrod Heard** got the first start of his career against Rice. Heard threw for 120 yards and two TDs while also rushing for 96 yards to lead the team. He followed that with a school record 527 yards of total offense against Cal. **DB DeShon Elliott** recently had two interceptions against Kansas (Nov. 7) and **WR John Burt** had four catches for 113 yards, including an 84-yard TD. **RB Chris Warren, III** set three freshman records with 276 rushing yards, four rushing TDs and a 91-yard run in his first career start against Texas Tech (Nov. 26).
- The 2015 recruiting class was highly touted and included 19 signees from Texas along with recruits from California, Florida, Louisiana, Maryland, Mississippi and New York.
- **Coach Charlie Strong** on his recruiting philosophy: "We know this – the state of Texas will always be our home ground. We will always build it from this state. There are great high school coaches in this state. That's what it's all about. We will always know this, any time we need to go out of state where we can get into battles, I don't mind going outside the state to get in a battle. That's what it's all about; that's what recruiting is all about. We knew we were not going to back down."
- Texas may have one of the youngest teams in the nation. The Longhorns played up to as many as 22 freshmen in a game, including 16 true freshmen. Fifteen true freshmen saw action in the season opener vs. Notre Dame.
- The Longhorns are among the leaders in the nation in total freshmen played this season with 26 (17 true, 9 redshirt).
- Only six teams (31: Rice; 30: TCU; 29: BYU, Florida State; 28: Clemson, FAU) have played more freshmen than the Longhorns in 2015.
- The game against Kansas saw Texas play its most freshmen. A total of 24 played with 16 of them true freshmen.
- A total of 10 freshmen have seen action as starters this season for the Longhorns.
- Texas is averaging 20.5 freshmen seeing action per game this season.

#### PUNTER DOWN UNDER

- Freshman punter **Michael Dickson** hails from Australia. He is part of a recent surge in kicking specialists from the nation over recent years in college football.
- In his first year playing American Football rather than Australian Rules Football, Dickson is averaging 41.4 yards per punt on his 71 attempts through 11 contests with a season-long of 63 yards.
- Against Kansas State (Oct. 24), Dickson had a game-saving effort early in the fourth quarter to preserve UT's home win. With 4th-and-19 at the K-State 41-yard line, the snap sailed over his head and he recovered to make a running scoop and kick all the way back at the UT 32-yard line while being chased by defenders. The ball took a Texas bounce and was

#### CAREER INTERCEPTION RETURN YARDS

Rk.	Yds	Player	Years
1.	261	Chris Carter	1993-96
2.	200	Dylan Haines	2014-
3.	195	Derrick Johnson	2001-04
4.	190	Bobby Dillon	1949-51
5.	166	Derrick Hatchett	1977-80

#### MOST FRESHMEN IN SEASON OPENER

1.	Florida State	23
	NC State	23
3.	Texas	21
	Syracuse	21
5.	Rice	19

#### MOST TRUE FRESHMEN PLAYING IN SEASON OPENER

1.	Georgia	19
2.	Texas	15
	Tennessee	15
4.	Clemson	13
	USC	13

#### TEXAS FRESHMEN PLAYED PER GAME

Opp	True	Redshirt	Total
Notre Dame	15	6	21
Rice	15	2	17
Cal	15	7	22
Oklahoma State	14	3	17
TCU	14	5	19
Oklahoma	15	6	21
Kansas State	15	6	21
Iowa State	16	5	21
Kansas	16	8	24
West Virginia	15	6	21
Texas Tech	16	8	24

#### STRONG IN THE CLASSROOM

The University of Texas at Austin is considered one of the top public universities in the United States. Significant contributions to the academic, technological, business and arts have been made through the University and its alumni.

In its most recent university rankings, *U.S. News & World Report* rated The University of Texas at Austin the No. 16 public university in the country. *Forbes Magazine* rated it the No. 22 best value for colleges, and *Kiplinger* rated Texas the No. 14 best value for public institutions.

The acclaim is not limited to national rankings. The *U.S. News & World Report* rated UT Austin No. 30 on its list of Best Global Universities in 2014.

The University houses 18 colleges and schools that allow for students to earn degrees in 119 different undergraduate programs and 223 at the graduate level.

UT Austin has produced 31 Rhodes Scholars, one of the most prestigious post-graduate scholarships in all of academia. The most recent Longhorn to earn a Rhodes Scholarship is a member of the Texas Longhorns rowing team. Of the 31 Rhodes Scholars awarded in the history of UT Austin, nine of them have been student-athletes.

The campus offers 17 libraries and seven museums and students can get a head start on their future after college by utilizing one of the 16 career centers on campus.

Texas Head Football Coach Charlie Strong has seen his players take advantage of the countless opportunities the students at UT Austin have to advance their academic career. In his second season leading the program, the Longhorns have improved in a number of areas and posted the highest GPA in program history.

#### Texas Football Academic Achievements

- After the Spring 2015 semester, the Texas Football team holds the highest cumulative GPA in program history with a 2.77.
- Over the last 10 years combined, Texas has led the conference in both total selections and first-team choices for Academic All-Big 12. During that span, the Longhorns have had 186 total honorees, including 121 on the first team. The next closest in both categories is Kansas with 168 total and 100 on the first team. Kansas State led both categories in 2015. For individual years, Texas has led in both categories in five of those 10.
- Sixty-seven (67) Texas Football students were named to the Big 12 Commissioner's Honor Roll by earning at least a 3.0 semester GPA in Fall 2014 and/or Spring 2015.
- Forty (40) current and former Texas Football student-athletes graduated or are projected to graduate during the 2014-15 academic year. Graduates included NFL alumni Priest Holmes, Nathan Vasher, and Marcus Wilkins.
- Texas Football posted the highest multiyear APR in program history with the 2013-14 data released in May.
- Current Texas Football students are pursuing majors from nearly every college on campus including: the McCombs School of Business, the Moody College of Communication, the College of Education, and the College of Liberal Arts, the College of Natural Sciences, and the Cockrell School of Engineering.

## UT'S RECORD WHEN...

	2015	Strong Era
Overall	4-7	10-14
Big 12	3-5	8-9
Non-conference	1-2	2-5
Home	3-3	6-7
Away	0-4	3-4
Neutral	1-0	1-3
Current streak	L2	
Current home streak	L1	
Current road streak	L4	
Last win	59-20, Kansas, 11/7/2015	
Last loss	48-45, Texas Tech, 11/26/2015	
Day game	2-3	4-6
Night Game	2-4	6-8
TV game	4-7	10-14
ABC	1-1	1-3
NBC	0-1	0-1
ESPN	0-1	0-3
ESPNU	0-1	0-1
FOX	0-1	1-2
FOX Sports 1	1-2	4-4
LHN	2-0	4-0
August		1-0
September	1-3	2-5
October	2-2	3-5
November	1-2	4-3
December		0-1
vs. Top 25 teams	1-3	2-8
vs. un-ranked teams	3-4	8-6
On artificial surface	3-5	9-11
On natural grass	1-2	1-3
Scoring first	4-2	10-3
Opponent scores first	0-5	0-11
Leading after 1st quarter	4-1	9-1
Tied after 1st quarter	0-2	0-2
Trailing after 1st quarter	0-4	1-11
Leading at halftime	4-1	9-2
Trailing at halftime	0-5	0-11
Tied at halftime	0-1	1-1
Leading after 3rd quarter	4-1	9-1
Trailing after 3rd quarter	0-6	0-12
Tied after 3rd quarter	0-0	1-1
Overtime	0-0	0-0
Scoring 20 points or less	0-4	0-10
Scoring 21 points or more	4-3	10-4
Scoring 30+ points	2-2	6-2
Allowing 20 points or less	3-0	8-1
Allowing 21 points or more	1-7	2-13
With 100-yard rusher	3-4	5-4
Allow 100-yard rusher	2-4	4-7
With 300-yard passer	0-1	2-2
Allow 300-yard passer	0-3	1-3
No turnovers	2-1	3-2
Less than three turnovers	4-6	9-10
Three or more turnovers	0-1	0-4
No takeaways	0-2	0-6
Three or more takeaways	2-2	5-2
Fewer turnovers	4-2	9-3
Equal turnovers	0-2	1-2
More turnovers	0-3	0-9
Win time of possession	2-3	6-6
Opp. wins time of possession	2-4	4-8
Possession time equal	0-0	0-0

downed at the 8-yard line. The final result: a 33-yard punt that pinned K-State deep in its own territory (instead of allowing K-State to take over deep in Texas' end of the field).

Dickson had two more impressive punts in the decisive fourth quarter against K-State. He had a 45-yard effort that might have been downed inside the 5-yard line but bounced into the end zone for a touchback. Then with just over 4:30 remaining in the game and the ball at the UT 29-yard line, Dickson boomed a 51-yard punt that pinned the Wildcats back at their 20-yard line.

For his efforts against K-State, Dickson was named **Big 12 Special Teams Player of the Week**.

- At Iowa State, Dickson's leg helped flip the field multiple times. He averaged 45.8 yards on his nine punts, including a long of 57 yards. Three of his punts were downed inside the 20-yard line and three were 50+ yards.
- In total, 17 of Dickson's punts have been 50 yards or longer, and he's placed 17 of his punts inside the opponent's 20-yard line (with only five touchbacks) for some impressive percentages.
- When Dickson's punts are returnable, the Texas punt coverage team has been impressive all season as the Longhorns are only allowing 3.85 yards per punt return to rank 18th in the nation.
- With so few returnable punts and so many fair catches, Dickson's punting combined with the punt return defense is resulting in a net punting of 39.2 yards, which ranks 28th among FBS teams and fourth in the Big 12.
- Dickson had zero of his eight punts returned by Texas Tech (Nov. 26).

## FOREMAN GAINING GROUND

- RB D'Onta Foreman** has had an impressive sophomore campaign thus far with four 100-yard games.
- Against Kansas (Nov. 7) he improved his career-high to 157 yards. He had 12 carries for an average of 14.8 yards in the 59-20 victory.
- In the third quarter against KU, Foreman broke off a 93-yard run to the end zone. It was the third-longest rush in school history. Foreman is the only player currently listed in the top 15 to have two of those long carries.
- Foreman followed his career day against Kansas with 147 yards on 18 carries with a 65-yard TD at West Virginia.
- Foreman's second 100-yard game of the season came against Oklahoma (Oct. 10) with 117 yards on just nine carries.
- He broke one carry for a career-long 81 yards to close the third quarter of the OU game that set up a touchdown pass from **Tyrone Swoopes** to **Caleb Bluiett**.
- His 81-yard rush is the longest rush by a UT player against Oklahoma and the second-longest non-TD run in UT history.
- Foreman also had 112 yards against TCU (Oct. 3) with a career high in carries (18).
- Foreman is **the only player** from a Power 5 Conference with two runs of 80 or more yards this season.
- He is the first Longhorn with back-to-back 100-yard games since **Malcolm Brown** closed the 2013 season with three straight 100-yard performances.
- At TCU he also had career highs with two receptions for 32 yards.

### GROWING BETTER WITH AGE

- Foreman tallied 73 yards on 15 carries all of 2014 as a freshman.
- Two carries for 37 yards in career debut against North Texas last year
- Five carries for 13 yards against West Virginia (Nov. 8, 2014)
- In 2015, Foreman has averaged 68.1 yards per game and 7.2 yards per carry. His 7.2 yards per carry is close to the **school record** of 7.9 set by **James Saxton** in 1961. Foreman's five TDs have been an average of 32.9 yards.

## FRESHMEN BALL HAWKS

- The 2015 Signing Class included a handful of defensive backs who have made their presence felt on the field already.
- Texas has pulled in 11 interceptions this season with half of them claimed by a true freshman.
- Freshman **DB DeShon Elliott** pulled in two interceptions in UT's 59-20 victory over Kansas (Nov. 7).
- Elliott is only the second true freshman in UT history to record two INTs in a game, joining Chris Carter, who accomplished the rare feat at SMU in 1993.
- Those two INTs already tie Elliott for fifth in school history for interceptions by a freshman in a season.
- The last Longhorn to grab two INTs in the same game was senior **CB Duke Thomas**, last season at Kansas.
- True freshman **CB Holton Hill** delivered in a huge way during UT's loss to Oklahoma State (Sept. 26). Hill recorded his first career interception and returned it 41 yards for a touchdown late in the third quarter.
- The last time a true freshman returned an interception for a touchdown was Sept. 27, 2008, when **Aaron Williams** ran a pick-six back 81 yards against Arkansas. Williams currently is on injured reserve for the Buffalo Bills.
- LB Breckyn Hager** pulled in his first career interception against Rice (Sept. 12) with a 10-yard return.
- DB Devante Davis** pulled in his first interception with a shoe-string grab at West Virginia (Nov. 14)
- Solidifying UT's youth movement in the secondary, the other six INTs are accounted for thanks to junior **S Dylan Haines** with five and sophomore **S Jason Hall** with one.

## DICKSON PUNTING BREAKDOWN

Category	No.	Pct.
Inside 20	17	23.9
50+ Yds	17	23.9
Faircatches	29	40.8
OB or Downed	24	33.8
Touchbacks	5	7.0
Returnable Punts	13	18.3

## OPPONENT PUNT RETURNS

Returns	Yds	Long	Avg.
13	50	27	3.8



## BIG GAIN BURT

- Freshman **WR John Burt** is becoming the Longhorns' top deep threat already with two long touchdown passes.
- Burt went 84 yards on UT's first offensive play from scrimmage against Kansas (Nov. 7) to quickly put the Horns on top.
- Burt's other touchdown was a 69-yard bomb down the sideline against Rice (Sept. 12).
- The average length of Burt's touchdown catches this year is 76.5 yards.
- His season total so far is 24 receptions for 436 yards for an average of 39.6 per game and 18.2 yards per catch.
- His total of 436 yards is just outside the Top 5 in school history for a freshman. With 43 yards he would move ahead of **Mike Davis** for fourth. **Lovell Pinkney** is fifth and within striking distance at 458 yards in 1992.
- Against Kansas (Nov. 7) Burt tallied 113 yards on four catches. His 113 yards rank 11th in school history for a freshman.

## FRONTAL FORCE

- Part of the recent success for UT's defense has been its ability to create pressure with its front seven.
- Texas registered six sacks in three of its last six games (OU, ISU, KU) with five sacks in another contest (K-State).
- The six sacks registered against Oklahoma (Oct. 10) that sparked the defensive resurgence was one shy of the team's season total at the time leading into that game.
- The Longhorns have also averaged 7.8 tackles for loss per game over that stretch.
- Texas has registered at least eight tackles for loss in six games this season. The Longhorns rank **fourth in the nation** this year with an average of **3.27 sacks per game**.
- Senior **LB Peter Jinkens** leads the team with 9.5 tackles for loss and 6.5 sacks. He had a pair of sacks in the loss at Iowa State (Oct. 31).
- **LB Malik Jefferson** and **DE Naashon Hughes** each have 7.0 TFLs.

## JINKENS SERVES AS SENIOR LEADER

- Senior **LB Peter Jinkens** has moved into a leadership role while taking command of the starting spot at strong-side LB. A fourth-year player who served as a backup in 2012 and a part-time starter as a sophomore and junior, Jinkens has played in 50 career games with 22 starts. He leads the team in tackles with 75 (46 solo), 9.5 tackles for loss and 6.5 sacks.

## THOMAS LEADING BY EXAMPLE IN SECONDARY

- Senior **CB Duke Thomas** is the unquestioned leader of the Texas secondary. A preseason All-Big 12 selection, Thomas has played in all 50 games over the last four seasons (34 starts). He ranks third on the team in total tackles with 54 (39 solo), including 3.0 TFL. He ranks second on the team with four PBUs this season as well.

### DUKE THOMAS BY THE NUMBERS

- Wore No. 28 against Kansas (Nov. 7) in honor of former Longhorn Freddie Steinmark and had three tackles
- Had seven tackles (five solo) and a PBU at Iowa State (Oct. 31)
- Led the team with eight tackles (six solo) in victory over Kansas State (Oct. 24)
- Had three tackles (all solo) along with one PBU against Oklahoma (Oct. 10)
- Posted seven tackles (five solo), including one TFL, against Oklahoma State (Sept. 26)
- Registered seven tackles (five solo) against Rice (Sept. 12)
- Tallied two PBUs at TCU (Oct. 3)

## MANY HAPPY RETURNS

- The Longhorns had two defensive touchdowns against Oklahoma State (Sept. 26) when **DT Hassan Ridgeway** returned a fumble 34 yards and **DB Holton Hill** returned an interception 41 yards. It was the first time since Oct. 31, 2009 that Texas had two defensive touchdowns in the same game, which also happened to be against Oklahoma State.
- **LB Malik Jefferson** returned a fumble 28 yards against Rice (Sept. 12) to register the first defensive touchdown of the season for the Longhorns.
- Also against Rice, **Daje Johnson** returned a punt 85 yards for a score. That gives Texas two games this season with multiple non-offensive touchdowns.
- The most defensive touchdowns Texas has had in a season was six in 2003.
- The Longhorns have had five defensive touchdowns in three seasons: 2006, 2000, 1987.

## HEARD'S RECORD-SETTING PERFORMANCE

- After playing just six snaps in the season-opening loss at Notre Dame, redshirt freshman **QB Jerrod Heard** had his name called just prior to kick in the Week 2 win against Rice and responded with a solid performance against the Owls. Heard put up record-setting numbers despite making just his second career start (and playing in his third collegiate game) in a 45-44 loss to Cal on Sept. 19.

### JERROD HEARD BY THE NUMBERS VS. CAL

- Set a UT single-game total offense mark with 527 yards (364 pass/163 rush). This performance topped the previous mark of 506 (239 pass/267 rush) by **Vince Young** at Oklahoma State in 2005.

## TOP 25 POLLS

WEEK 14 | NOV. 29

### ASSOCIATED PRESS TOP 25 POLL

Rk	Team	Record	Pts.	Last Wk
1	Clemson (53)	12-0	1511	1
2	Alabama (8)	11-1	1469	2
3	Oklahoma	11-1	1367	5
4	Iowa	12-0	1345	3
5	Michigan State	11-1	1318	6
6	Ohio State	11-1	1197	8
7	Stanford	10-2	1137	13
8	North Carolina	11-1	1085	11
9	Notre Dame	10-2	1022	4
10	Florida State	10-2	951	14
11	TCU	10-2	927	15
12	Baylor	9-2	842	7
13	Northwestern	10-2	711	17
14	Oklahoma State	10-2	699	9
15	Oregon	9-3	616	18
16	Ole Miss	9-3	584	19
17	Houston	11-1	571	21
18	Florida	10-2	566	10
19	Michigan	9-3	518	12
20	Temple	10-2	269	25
21	Utah	9-3	244	NR
22	Navy	9-2	206	16
23	LSU	8-3	199	NR
24	USC	8-4	189	NR
25	Wisconsin	9-3	124	NR

Dropped: Washington State (20), UCLA (22), Mississippi State (23), Toledo (24)  
Others receiving votes: Georgia (47), Western Kentucky (24), BYU (20), Arkansas (17), South Florida (9), Memphis (9), Tennessee (9), Washington State (8), Mississippi State (4), San Diego State (3), Arkansas State (2), Toledo (1), **West Virginia (1)**  
Texas opponents in bold

### USA TODAY COACHES POLL

Rk	Team	Record	Pts.	Rank
1	Clemson (52)	12-0	1558	1
2	Alabama (8)	11-1	1508	2
3	Iowa (1)	12-0	1412	3
4	Oklahoma (2)	11-1	1408	5
5	Michigan State	11-1	1350	6
6	Ohio State	11-1	1252	8
7	Stanford	10-2	1155	12
8	North Carolina	11-1	1107	11
9	Florida State	10-2	1054	14
10	Notre Dame	10-2	994	4
11	TCU	10-2	931	16
12	Baylor	9-2	836	7
13	Northwestern	10-2	768	17
14	Oklahoma State	10-2	688	10
15	Florida	10-2	655	9
16	Oregon	9-3	634	18
17	Ole Miss	9-3	595	19
18	Houston	11-1	526	21
19	Michigan	9-3	515	12
20	Utah	9-3	287	25
21	Temple	10-2	276	24
22	Navy	9-2	223	15
23	LSU	8-3	207	NR
24	USC	8-4	164	NR
25	Wisconsin	9-3	148	NR

Dropped: Washington State (20), Mississippi State (22), UCLA (23)  
Others receiving votes: Georgia (82), Western Kentucky (22), UCLA (20), San Diego State (14), Memphis (14), BYU (13), Washington State (13), Mississippi State (9), Tennessee (8), **West Virginia (8)**, Arkansas State (7), Toledo (6), Appalachian State (5), Texas A&M (2), Bowling Green (1)  
Texas opponents in bold

## UT'S 2015 NCAA/BIG 12 RANKINGS

TEAM			
Category	NCAA	Big 12	Value
Rushing Offense	17	4	231.1
Passing Offense	117	10	145.5
Passing Efficiency	95	8	119.39
Total Offense	86	8	367.5
Scoring Offense	83	8	26.7
Tackles for Loss Allowed	109	10	7.18
Sacks Allowed	108	7	2.82
Off. 3rd-down Eff.	93	10	36.5%
Fumbles Lost	58	5	8
Turnovers Lost	19	1	14
Rushing Defense	101	8	203.2
Pass Defense	90	6	247.0
Pass Efficiency Defense	101	7	141.65
Total Defense	107	7	450.2
Scoring Defense	94	7	31.5
Tackles For Loss	39	5	6.9
Sacks	4	1	3.27
Def. 3rd-down Eff.	112	8	46.0%
Net Punting	28	4	39.24
Punt Returns	23	2	12.59
Kickoff Returns	105	9	19.02
Turnover Margin	24	4	0.64
Fewest Penalties	53	4	70
Fewest Penalty Yards	68	4	649
Fewest Penalty Yards/Game	82	5	59.0

INDIVIDUAL			
Category	NCAA	Big 12	Value
All Purpose Yards/Game			
Daje Johnson	76	11	109.0
Field Goals/Game			
Nick Rose	88	8	0.91
Field Goal Pct.			
Nick Rose	46	6	76.9
Kickoff Returns			
Daje Johnson	59	5	22.7
Punt Returns			
Daje Johnson	25	1	11.1
Punt Return Touchdowns			
Daje Johnson	12	1	1
Passing Yards/Game			
Jerrold Heard	113	11	110.4
Punting Average			
Michael Dickson	58	4	41.4
Rushing Yards/Game			
D'Onta Foreman	92	7	68.1
Rushing TD's Total			
Tyrone Swoopes	36	4	11
Total Offense			
Jerrold Heard	103	9	160.9
Yards/Reception			
John Burt	29	7	18.17
Interceptions Total			
Dylan Haines	13	2	5
Interceptions/Game			
Dylan Haines	13	2	0.5
Sacks/Game			
Peter Jinkens	48	7	0.59

- Became the second UT quarterback in school history to throw for 300 yards and rush for 100 yards, joining Colt McCoy (304 pass/175 rush) at Texas A&M on Nov. 26, 2009
- Led team to 650 yards of total offense, the eighth-highest single-game mark in UT history.
- Completed 20-of-31 passes for 364 yards, including a long of 54 yards.
- His 364 yards passing ranked 10th in UT single-game history and was the second-highest total by a freshman (**Major Applewhite** had 408 vs. Oklahoma State in 1998).
- Became the first UT freshman QB to throw for 300 yards since **Colt McCoy** (308) in the 2006 Alamo Bowl vs. Iowa.
- Rushed 24 times for 163 yards (6.8 avg) with three TDs, including a long of 45 yards.
- His 163 yards rushing marked the first time a UT freshman QB had rushed for 100 yards since **Vince Young** also had 163 against Nebraska on Nov. 1, 2003 (14 carries) in Austin. The 163 yards rushing ranks as the eighth-best rushing effort by a QB in UT history and ties the school record by a freshman QB in school history.
- His three rushing TDs tied a UT single-game freshman record (shared by four other players; last was **Joe Bergeron** vs. Texas Tech in 2011).
- His 163 yards rushing tied for the seventh-best single-game effort by a freshman in UT history.

### HEARD IN THE 2015 SEASON

- Second on the team in rushing with 556 yards on 136 carries (4.1 avg). Also has three TDs.
- Has completed 92-of-157 passes (58.6%) for 1,214 yards with five TDs and five INTs.
- Leads the team in total offense with 1,770 yards (160.9 avg).
- On pace to rank in the Top 10 in school history in rushing by a freshman.
- Already ranks fifth in school history for passing yards by a freshman.
- Approaching Top 5 in school history for rushing yards by a quarterback in a season.

### DAJE JOHNSON MAKING SIGNIFICANT IMPACT, ALTERING GAMEPLANS

- Texas is averaging 12.6 yards per punt return this season to rank second in the Big 12 Conference overall.
- Daje Johnson** is the No. 1 individual in the league with an average of 11.1 yards.
- He is leading the Big 12 despite only gaining three yards on two punt returns at Notre Dame in the season opener and one return for zero yards at TCU (Oct. 3) and West Virginia (Nov. 14) and against K-State (Oct. 24). He also missed most of the game at TCU after suffering a concussion on UT's first possession and missed all of the game vs. Oklahoma (Oct. 10). He also had two returns for zero yards at Iowa State (Oct. 31).
- Johnson was named **Big 12 Conference Special Teams Player of the Week** following the Rice game (Sept. 12) for his 35 yards on kickoff returns and 119 punt return yards, including an 85-yard TD return.
- During the game against California (Sept. 19), the Golden Bears found ways to avoid kicking to Johnson and keep his dangerous speed out of the return game. Cal punted four times against Texas, but **never lined up in punt formation**. By having **quarterback** Jared Goff quick-kick every punt, it ensured the Longhorns would not have Johnson, a WR, on the field when the Golden Bears elected to punt.
- Texas had zero punt returns against Cal as a result of all punts going out of bounds or being fair caught.
- Cal also avoided Johnson on kickoffs by kicking high and short to the up-

## HEARD IN THE UT RECORD BOOKS

### TOTAL OFFENSE IN SCHOOL HISTORY

Rk	Player	Rush	Pass	Total	Opp	Year
1.	^Jerrold Heard	163	364	527	Cal	2015
2.	Vince Young	267	239	506	Oklahoma St.	2005
3.	Colt McCoy	13	470	483	UCF	2009
4.	Colt McCoy	175	304	479	Texas A&M	2005
5.	Major Applewhite	3	473	476	vs. Washington	2001

### RUSHING TD'S BY FRESHMAN - SINGLE GAME

Rk	TDs	Player	Opp	Year
1.	3	^Jerrold Heard	Cal	2015
3		Joe Bergeron	Texas Tech	2011
3		Cody Johnson	Oklahoma	2008
3		Jamaal Charles	Rice	2005
3		Butch Hadnot	Houston	1990

### RUSHING YARDS BY FRESHMAN - SINGLE GAME

Rk	Yds	Player	Opp	Year
1.	213	Cedric Benson	Kansas	2001
5.	182	Johnny "Lam" Jones	at Rice	1976
6.	167	^Adrian Walker	TCU	1989
7.	163	^Jerrold Heard	Cal	2015
	163	^Vince Young	Nebraska	2003
	163	Ricky Williams	Texas A&M	1995

### ALL-TIME PASSING YARDS - SINGLE GAME

Rk	Yds	Player	Opp	Year
1.	473	Major Applewhite	vs. Washington	2001
2.	470	Colt McCoy	UCF	2009
8.	391	Colt McCoy	Oklahoma St.	2008
9.	383	Chris Simms	Texas A&M	2000
10.	364	^Jerrold Heard	Cal	2015
	364	David Ash	Iowa State	2012

### PASSING YARDS BY FRESHMAN - SINGLE GAME

Rk	Yds	Player	Opp	Year
1.	408	^Major Applewhite	Oklahoma St.	1998
2.	364	^Jerrold Heard	Cal	2015
3.	347	^Shea Morenz	at Colorado	1993
4.	346	^Colt McCoy	Oklahoma St.	1998

### ALL-TIME QB 300/100

Player	Rush	Pass	Total	Opp	Year
Colt McCoy	175	304	479	Texas A&M	2005
^Jerrold Heard	163	364	527	Cal	2015

^ denotes redshirt freshman

### MOST TEAM PUNT RETURN YD'S

#### IN UT HISTORY

Yds	Opp	Date
1. 175	Rice	9/12/2015
2. 173	at Baylor	11/3/2001

### LONGEST PUNT RETURNS IN UT HISTORY

Yds	Name	Opp	Year
1. 95t	Bohn Hilliard	vs. Oklahoma	1932
2. 94t	Jim Moore	at SMU	1973
3. 88t	Aaron Ross	at Missouri	2005
4. 85t	Daje Johnson	Rice	2015
85t	Daje Johnson	vs. Oklahoma	2013

### MOST PUNT RETURN TD'S IN UT HISTORY

Name	Total	Years
1. Jordan Shipley	3	2006-09
Aaron Ross	3	2003-06
Jim Moore	3	1971-73
4. Daje Johnson	2	2012-
Nathan Vasher	2	2000-03
Selvin Young	2	2002-06
Mike Adams	2	1992-93, '95-96
Raymond Clayborn	2	1973-76



backs or directional kicking away from him to another kick returner.

- In the win over Rice, Johnson's punt return for a TD was the first by a Longhorn since he did so against Oklahoma on Oct. 12, 2013. That return also went for 85 yards against the Sooners.
- The 85-yard punt return is tied for the fourth-longest in school history
- Johnson also became the eighth player in UT history to have at least two career punt returns for touchdowns. He is just one behind the career leaders: Jordan Shipley (2006-09), Aaron Ross (2003-06) and Jim Moore (1971-73).
- On kickoff returns, Johnson also is a threat. He ranks fifth in the Big 12 with an average of 22.7 yards.
- Helping Texas and its high average in punt returns is **Duke Thomas**. He also grabbed a short punt against Rice and returned it 56 yards to set up another Texas touchdown.
- With Johnson and Thomas combined, Texas tallied 175 punt return yards to break the school record. The previous best was 173 yards against Baylor on Nov. 3, 2001. All those yards came from **Nathan Vasher**.
- Texas averaged 43.8 yards on punt returns against Rice.

#### JEFFERSON RECEIVES NATIONAL RECOGNITION

- True freshman **LB Malik Jefferson** tallied two sacks to help the Texas defense carry the Horns to a 24-17 win over No. 10/9 Oklahoma in the AT&T Red River Showdown (Oct. 10).
- For his efforts of two sacks and six tackles (five solo) he was named the Walter Camp Football Foundation FBS National Defensive Player of the Week.
- He also received Big 12 Conference Co-Defensive Player of the Week honors.

#### JEFFERSON MAKES IMMEDIATE IMPACT

- True freshman **LB Malik Jefferson** has made an immediate impact on the Texas defense. Through his first 11 collegiate games (10 starts), Jefferson is second on the team in total tackles with 61 (37 solo). He also has added 7.0 TFL to tie for second in that category and has 2.5 sacks. He has six quarterback hurries to lead the team there. He has added three PBU's and one fumble recovery (returned 26 yards for a TD).

##### MALIK JEFFERSON BY THE NUMBERS

- Led team with 11 tackles in loss at West Virginia (Nov. 14) for his first 10+ tackle game
- Two sacks in 24-17 win over No. 10/9 Oklahoma (Oct. 10)
- Tied for the team lead with nine tackles (three solo) against Cal (Sept. 19)
- Team-high nine tackles (six solo), including one TFL, four QB hurries and one fumble recovery in the home win against Rice (Sept. 12)
- Returned the fumble against Rice 26 yards for a TD, marking his first collegiate touchdown
- Posted nine tackles (five solo), including 2.5 TFL, in the season-opening loss at Notre Dame (Sept. 5)
- Poised to crack the Top 10 in school history for TFL's and sacks by a freshman

#### EYES UPON TEXAS

- The AT&T Red River Showdown between Texas and Oklahoma (Oct. 10) was the **most watched** college game of Week 6.
- ESPN/ABC announced the 110th meeting between the rivals rated No. 1, earning an average of 4,992,000 viewers.
- It was the most viewed Red River Showdown since 2011, up 14% from 2014 and 12% from 2012.

## TEXAS RECORD BOOKS

### RUSHING YARDS BY FRESHMAN

Rk.	Yds	Carries	Player	Year
10.	624	118	Johnny "Lam" Jones	1976
11.	590	76	Graylon Wyatt	1974
<b>12.</b>	<b>556</b>	<b>136</b>	<b>Jerrod Heard</b> <sup>^</sup>	<b>2015</b>
13.	552	116	Tre' Newton <sup>^</sup>	2009
14.	541	99	Butch Hadnot	1990
15.	508	113	Phil Brown <sup>^</sup>	1990
--	<b>364</b>	<b>43</b>	<b>Chris Warren</b>	<b>2015</b>

### PASSING YARDS BY FRESHMAN

Rk.	Yds	Player	Year
1.	2570	Colt McCoy <sup>^</sup>	2006
2.	2453	Major Applewhite <sup>^</sup>	1998
3.	2341	Shea Morenz <sup>^</sup>	1993
4.	1511	Peter Gardere	1989
<b>5.</b>	<b>1214</b>	<b>Jerrod Heard</b> <sup>^</sup>	<b>2015</b>

### FRESHMAN PASS BREAK UPS

Rk.	PBUs	Player	Year
4.	10	Michael Huff <sup>^</sup>	2002
	10	Willie Mack Garza	1988
6.	8	Vance Bedford*	1977
<b>7.</b>	<b>7</b>	<b>Davante Davis</b>	<b>2015</b>
	7	5 others	

### FRESHMAN INTERCEPTIONS

Rk.	INTs	Player	Year
1.	4	Quandre Diggs	2011
	4	Chris Carter	1993
3.	3	Dakarai Pearson <sup>^</sup>	2000
	3	Kyle Richardson	1994
<b>5.</b>	<b>2</b>	<b>DeShon Elliot</b>	<b>2015</b>
	2	6 others	

### FRESHMAN TACKLES FOR LOSS

Rk.	TFLs	Player	Year
5.	10	Michael Huff <sup>^</sup>	2002
	10	Marcus Tubbs <sup>^</sup>	2000
7.	9	Doug Shankle	1978
8.	8	Bryan Pickryl	2002
	8	Kalen Thornton	2000
--	<b>7.0</b>	<b>Malik Jefferson</b>	<b>2015</b>

### KICK RETURN YARDS IN A SEASON

Rk.	Yds	Player	Year
3.	537	D.J. Monroe	2009
4.	515	D.J. Monroe	2012
5.	495	Victor Ike	2000
<b>6.</b>	<b>476</b>	<b>Daje Johnson</b>	<b>2015</b>

### CARRER KICK RETURN YARDS

Rk.	Yds	Player	Year
4.	1107	Victor Ike	1999-2001
5.	994	Selvin Young	2002-06
6.	985	Marquise Goodwin	2009-12
<b>7.</b>	<b>924</b>	<b>Daje Johnson</b>	<b>2012-</b>

### CAREER PUNT RETURN YARDS

Rk.	Yds	Player	Year
8.	514	Rob Moerschell	1981-82, 84
9.	477	Raymond Clayton	1974-76
10.	436	Dean Campbell	1970-71
--	<b>394</b>	<b>Daje Johnson</b>	<b>2012-</b>

<sup>^</sup> - denotes Redshirt Freshman

\* - current Texas Defensive Coordinator

## COACHING STAFF



# CHARLIE STRONG

## Head Coach • Second Year

A two-time conference coach of the year and the architect of a revitalized University of Louisville program that posted at least 11 wins in each of his final two seasons, Charlie Strong is in his second year as the Texas head football coach.

Strong, the 29th head coach in UT history, spent the previous four seasons as Louisville head coach, re-energizing a program that was coming off back-to-back losing seasons (5-7 in 2008, 4-8 in 2009) and a 15-21 record in the three years prior to his arrival. He amassed a 37-15 record, a pair of Big East Conference Championships (2011, 2012) and was named Big East Coach of the Year in both 2010 and 2012. He also led UofL to four straight bowl game appearances (3-1 record), including a victory over No. 4 Florida in the 2013 Allstate Sugar Bowl.

During 2014, Strong rallied the Longhorns from a 3-5 record to reach a bowl game despite the loss of two key starters on offense (QB David Ash, C Dominic Espinosa) and one on defense (DT Desmond Jackson) for nearly the entire season.

Texas ended the season with one of the better defenses in the nation, ranking 25th in the FBS in total yards allowed (348.5 per game), No. 11 in passing defense (184.2 ypg), No. 7 in yards allowed per play (4.68), 15th in passing efficiency defense (110.04 rating), tied for 11th in sacks (3.1 pg) and 31st in points allowed (23.8 pg).

A number of players earned individual honors in Strong's first season. Defensive tackle Malcom Brown was a finalist for both the Nagurski and Outland trophies, as well as becoming the 47th consensus All-American in school history. Brown and linebacker Jordan Hicks earned All-America honors. They were also among 10 players to secure All-Big 12 accolades.

Five players - Brown (first round to New England), Hicks (third round to Philadelphia), safety Mykkele Thompson (fifth round to NY Giants), cornerback Quandre Diggs (sixth round to Detroit) and tight end Geoff Swaim (seventh round to Dallas) - were selected in the 2015 NFL Draft.

During his final two seasons at Louisville, the Cardinals' were nation's fourth-winningest program, posting a 23-3 record (88.5 percent) and registering bowl victories in consecutive seasons for the first time in school history. Louisville's 11-plus win seasons in 2012 and 2013 were the fourth and fifth in school history and the first back to back. UofL finished among the nation's top 15 for a school-record second straight year.

Strong spent seven seasons as the defensive coordinator at the University of Florida under Meyer from 2005-09 and Ron Zook from 2003-04 where he helped the Gators win a pair of national titles - 2008 over Oklahoma and 2006 over Ohio State.

From 2003-09, Strong's defensive units at Florida allowed an average of 17.6 points per game, which ranked ninth in the country over that span. His stint as defensive coordinator marked his fourth tenure at Florida, including a stretch from 1991-94 in which he coached defensive ends (1991-93) and defensive tackles (1994) after coaching outside linebackers in 1988-89, and serving as a graduate assistant in 1983-84. He served as Florida's assistant head coach from 2005-07 and was the associate head coach in 2008-09.

Before returning to Florida for the fourth time, Strong was defensive coordinator at the University of South Carolina from 1999-2002.

Outside of his time at Louisville, Florida, and South Carolina, Strong's career stops have included one season (1985) at Texas A&M as a graduate assistant before moving on to Southern Illinois as wide receivers coach from 1986-87, one season (1990) at Mississippi as wide receivers coach and four seasons (1995-98) as the defensive line coach at Notre Dame.

A native of Batesville, Ark., Strong was a three-year letterwinner (1979-81) and three-time all-conference safety at Central Arkansas, where he graduated in 1982 with a bachelor's degree in education. He and his wife, Vicki, have a son, Tory, and two daughters, Hailee and Hope.

### STRONG AT-A-GLANCE

Hometown \_\_\_\_\_ Batesville, Ark.  
High School \_\_\_\_\_ Batesville  
College \_\_\_\_\_ Central Arkansas '82  
Year in coaching \_\_\_\_\_ 33rd  
Wife \_\_\_\_\_ Vicki  
Children \_\_\_\_\_ Tory, Hailee, Hope

### STRONG YEAR-BY-YEAR

Yr.	School	Record	Bowl
2015	Texas _____	4-7 _____	
2014	Texas _____	6-7 _____	Texas
2013	Louisville (#15/#15) _____	12-1 _____	Russell Athletic
2012	Louisville (#13/#13) _____	11-2 _____	Sugar
2011	Louisville _____	7-6 _____	Belk
2010	Louisville _____	7-6 _____	Beef O'Bradys
2009	Florida (Assoc. HC/DC/LBs) _____		BCS
2008	Florida (Assoc. HC/DC/LBs) _____		Capital One
2007	Florida (Asst. HC/Co-DC/LBs) _____		BCS
2006	Florida (Asst. HC/Co-DC/LBs) _____		Outback
2005	Florida (Asst. HC/Co-DC/LBs) _____		
2004	Florida (DC/DEs) _____	0-1 _____	Peach*
2003	Florida (DC/DEs) _____		Outback
2002	South Carolina (DC) _____		Outback
2001	South Carolina (DC) _____		Outback
2000	South Carolina (DC) _____		
1999	South Carolina (DC) _____		
1998	Notre Dame (DL) _____		Gator
1997	Notre Dame (DL) _____		Independence
1996	Notre Dame (DL) _____		
1995	Notre Dame (DL) _____		Orange
1994	Florida (Asst. HC/DTs) _____		Sugar
1993	Florida (DEs) _____		Sugar
1992	Florida (DEs) _____		Gator
1991	Florida (DEs) _____		Sugar
1990	Mississippi (WRs) _____		Gator
1989	Florida (OLBs) _____		Freedom
1988	Florida (OLBs) _____		
1987	Southern Illinois (WRs) _____		
1986	Southern Illinois (WRs) _____		
1985	Texas A&M (GA) _____		Cotton
1984	Florida (GA) _____		
1983	Florida (GA) _____		Gator
*Served as interim head coach			
Career Record (Six Years) _____		47-30 (.610)	
Bowl Record _____		3-3 (.500)	

## ASSISTANT COACHES



**Vance Bedford**  
2nd Year

Defensive  
Coordinator/  
Secondary  
Field



**Brick Haley**  
1st Year

Defensive Line  
Field



**Brian Jean-Mary**  
2nd Year

Linebackers/  
Recruiting  
Coordinator  
Field



**Jay Norvell**  
1st Year

Wide Receivers  
Field



**Tommie Robinson**  
2nd Year

Running Backs  
Field



**Jeff Traylor**  
1st Year

Tight Ends/  
Special Teams  
Coordinator  
Press Box



**Chris Vaughn**  
2nd Year

Defensive Backs  
Press Box



**Shawn Watson**  
2nd Year

Assistant Head  
Coach for Offense /  
Quarterbacks  
Press Box



**Joe Wickline**  
2nd Year

Offensive Coordinator  
/ Offensive Line  
Field

## MEDIA INFORMATION

### UT ON THE INTERNET/SOCIAL MEDIA

**www.TexasSports.com**  
**Twitter: @Longhorn\_FB /**  
**@Strong\_TexasFB**

Up-to-date information on the football team is available on the football page at [www.TexasSports.com](http://www.TexasSports.com). Quotes from news conferences, releases, feature stories and game notes will be available. You can also follow on twitter: @Longhorn\_FB and @Strong\_TexasFB.

### WEEKLY NEWS CONFERENCE

A weekly news conference with head coach Charlie Strong is held at 11 a.m. Central Monday on the ninth floor of Bellmont Hall (west side of Darrell K Royal-Texas Memorial Stadium). Select players are available following Strong. Longhorn Network airs live from 11 a.m. to noon. Strong's portion of the news conference is also streamed live on [TexasSports.com](http://TexasSports.com).

### BIG 12 CONFERENCE CALL

Head coach Charlie Strong participates in the Big 12 Conference's weekly coaches conference call each Monday from 9:50-10:00 a.m. Central. Contact Big 12 associate media relations director Joni Lehmann at (469) 524-1000 or [joni@Big12sports.com](mailto:joni@Big12sports.com) for the access number.

### MEDIA AVAILABILITY

Practices are closed to the public and media. There will be post-practice media availability on Tuesday and a Wednesday afternoon session at the Moncrief Athletics Complex, though the best time for interviews is during the Monday news conference which begins at 11 a.m. Central on the ninth floor of Bellmont Hall (west side of Darrell K Royal-Texas Memorial Stadium). Interview inquiries should be sent to Assistant AD for Media Relations Scott McConnell ([sm@utexas.edu](mailto:sm@utexas.edu)).

### POSTGAME

The Texas locker room is closed. Postgame interviews at home will be conducted in the Moncrief Athletics Complex. Interviews on the road will be conducted at a designated area. **NO INTERVIEWS ARE TO BE CONDUCTED ON THE FIELD FOLLOWING THE GAME.** After a 10-minute cooling off period, players and coaches will be escorted to the interview area. Failure to abide by this rule will result in termination of credential.

### Texas Athletics Media Relations (512) 471-6036

**Assoc. AD for Football Media Relations:** John Bianco  
 E-Mail: [john.bianco@athletics.utexas.edu](mailto:john.bianco@athletics.utexas.edu)  
 Office: 512-471-1346

**Assoc. Media Relations Director:** Thomas Stepp  
 E-Mail: [thomas.stepp@athletics.utexas.edu](mailto:thomas.stepp@athletics.utexas.edu)  
 Cell: 512-471-7877

**Assoc. Media Relations Director:** Joe Hernandez  
 E-Mail: [joe.hernandez@athletics.utexas.edu](mailto:joe.hernandez@athletics.utexas.edu)  
 Cell: 512-784-0884

**Asst. Media Relations Director:** David Wiechmann  
 E-Mail: [dwiech@utexas.edu](mailto:dwiech@utexas.edu)  
 Cell: 936-234-2711

#### Mailing Address:

P.O. Box 7399, Austin, TX 78713

#### Overnight Address:

2139 San Jacinto Blvd, RMRZ B.206  
 Austin, TX 78712

### VIDEO CLIPS

Video requests should be sent to Joe Hernandez in the athletics media relations office ([joe.hernandez@athletics.utexas.edu](mailto:joe.hernandez@athletics.utexas.edu) or 512-471-8373).

### CREDENTIALS

Requests may be submitted at [utcredentials.com](http://utcredentials.com).

### PHOTOGRAPHY

Action shots of UT coaches and student-athletes can be requested by contacting the UT Athletics Photography Department at 512-471-6573 or [photo@athletics.utexas.edu](mailto:photo@athletics.utexas.edu).

### USE OF AUDIO/VIDEO IN COVERAGE

Any accredited media entity collecting "video or audio materials" (film, traditional video or audio, digital video or audio, photos, etc.) from University of Texas Athletics events (games, practices, post-practice/post-game interviews and press conferences) may use that material only for traditional television newscasts, web-based or print coverage (see note below regarding policy on game video on web), or other electronic transmission as approved by The University in writing, with a limitation of up to three (3) minutes in length from any single event. That three (3)-minute package may contain no more than two (2) minutes of game highlights. Its usage must be only as supporting video/audio for a reported story and not simply as rebroadcast/streamed highlights or interview sessions. Accredited media entities may not offer any live video, audio or other coverage of the event (or tape delay rebroadcast coverage in its entirety) without the advance written permission of The University of Texas athletics department. Video is for news usage only and may not be sponsored or sold. This policy includes all games, matches, practices and events involving any of Texas' athletics programs. It includes all media events — press conferences, pre/post-practice interviews and pre/post-game interviews. Policy permits entities to use up to two (2) minutes of video on air (whether taken from the network feed or shot themselves) or on the entity's website. Reports and features must be filed postgame and not during the game. If a game/event is contracted to a network television partner, all highlights may remain on a website no longer than 48 hours following the game/event's conclusion. Highlights may not be used via social media platforms except as a link back to the website/URL hosting the highlights.

### COLLEGE PRESS BOX.COM

The official media site for Big 12 football will provide one-stop access to updated contact information, media guides, game notes, game books, quotes, links and more for each of the conference's 10 schools and the conference office. To obtain a password, send an email to [password@collegepressbox.com](mailto:password@collegepressbox.com).

### SATELLITE RADIO

A live radio broadcast for each UT game can be heard on SiriusXM Satellite: XM 202; Sirius 117; Internet 969; Spanish 550.

### LONGHORN IMG RADIO NETWORK

For complete coverage of Texas Longhorns football, tune into the Longhorn IMG Radio Network. **Craig Way** (play-by-play), **Roger Wallace** (color) and **Quan Cosby** (sideline) call the action. Longhorn Weekly, Charlie Strong's one-hour radio show, airs Thursdays on both the radio network and Longhorn Network.

Abilene	KKHR 106.3 FM
Alpine	KVLF 1240 AM
Amarillo	KGNC 710 AM
Austin^*	KTX 104.9 FM
Austin	KOKE 99.3 FM
Austin	KTAE 105.3 FM
Austin	KTAE 1490 AM
Austin	KLGO 98.5 FM
Austin	KLGO 1260 AM
Big Spring	KBTS 1490 AM
Bonham	KFYN 1420 AM
Carthage*	KGAS 1590 AM
Carthage*	KGAS 104.3 FM
Corpus Christi*	KEYS 1440 AM
Crockett	KIVY 92.7 FM
Dallas*	KRLD 1080 AM
Del Rio	KWMC 1490 AM
El Paso	KROD 600 AM
Fort Stockton	KFST 860 AM
Henderson*	KWRD 1470 AM
Houston*	KFNC 97.5 FM
Liberty	KSHN 99.9 FM
Livingston	KETX 92.3 FM
Malakoff	KLVQ 1410 AM
Malakoff	KLVQ 94.5 FM
Marble Falls	KBey 103.9 FM
Marshall*	KHMT 1450 AM
Marshall*	KHMT 103.9 FM
McAllen	KJAV 104.9 FM
Orange*	KOGT 1600 AM
Paris	KFYN 104.3 FM
Rusk/Jacksonville	KTLU 1580 AM
San Angelo*	KKSA 1260 AM
San Antonio*	WOAI 1200 AM
Temple	KTEM 1400 AM
Tyler/Longview	KTBB 600 AM
^Flagship; * Longhorn Weekly Show Affiliate	

### SPANISH LANGUAGE BROADCAST

The Longhorn IMG Radio Network offers Cadena Deportiva, a Spanish language radio broadcast of Texas football games. It can be heard in Austin on KTX-HD2 97.1 FM and KZNX 1530 AM.



# 2015 TEXAS FOOTBALL NUMERICAL ROSTER

No.	Name	Pos.	Ht.	Wt.	Yr.-Exp	Hometown (High School)	No.	Name	Pos.	Ht.	Wt.	Yr.-Exp	Hometown (High School)
1	Burt, John	WR	6-2	184	Fr.-HS	Tallahassee, Fla. (Lincoln)	44	Hager, Breckyn	LB	6-3	224	Fr.-HS	Austin, Texas (Westlake)
1	Davis, Shiro	DE	6-3	256	Sr.-3L	Shreveport, La. (Woodlawn)	45	Wheeler, Anthony	LB	6-2	209	Fr.-HS	Dallas, Texas (Skyline)
2	Boyd, Kris	CB	6-0	188	Fr.-HS	Gilmer, Texas (Gilmer)	46	Jefferson, Malik	LB	6-3	232	Fr.-HS	Mesquite, Texas (Poteet)
3	Foreman, Armani	WR	5-11	204	So.-1L	Texas City, Texas (Texas City)	47	Beck, Andrew	TE	6-3	232	So.-1L	Tampa, Fla. (Plant)
4	Johnson, Daje	WR	5-9	184	Sr.-3L	Pflugerville, Texas (Hendrickson)	48	Cruciani, Dominic	FB	5-11	216	Sr.-SQ	Southlake, Texas (Carroll/UT-Arlington)
5	Hill, Holton	DB	6-2	179	Fr.-HS	Houston, Texas (Lamar)	48	Gonzales, Trey	LB	5-10	220	Sr.-SQ	Friendswood, Texas (Friendswood)
5	Joe, Lorenzo	WR	6-2	202	So.-1L	Abilene, Texas (Cooper)	49	Roberson, Derick	DE	6-3	238	Fr.-RS	San Antonio, Texas (Brennan)
6	McNeal, DeAndre	WR	6-1	236	Fr.-HS	Mesquite, Texas (Poteet)	49	Sims, Matthew	P	6-2	181	So.-RS	Dallas, Texas (Lovejoy)
7	Johnson, Marcus	WR	6-1	197	Sr.-3L	League City, Texas (Clear Springs)	50	Raulerson, Jake	OL	6-4	295	So.-1L	Celina, Texas (Celina)
8	Leonard, Dorian	WR	6-4	203	So.-1L	Longview, Texas (Longview)	51	Cuney, Terrell	OL	6-1	289	Fr.-RS	Jasper, Texas (Jasper)
9	Covey, Josh	QB	6-0	195	Fr.-HS	Georgetown, Texas (East View)	53	Holbrook, Jak	DS	5-10	201	Fr.-RS	Austin, Texas (McCallum)
9	Davis, Davante	CB	6-2	191	Fr.-HS	Miami, Fla. (Booker T. Washington)	54	Graf, Garrett	OL	6-2	280	So.-SQ	Grand Prairie, Texas (South Grand Prairie)
11	Locke III, P.J.	S	5-10	191	Fr.-HS	Beaumont, Texas (Central)	55	Santos, Dalton	LB	6-2	257	Jr.-3L	Van, Texas (Van)
11	Warrick, Jacorey	WR	5-10	170	Jr.-1L	Houston, Texas (Cypress Falls)	55	Williams, Connor	OL	6-5	283	Fr.-HS	Coppell, Texas (Coppell)
13	Dickson, Michael	P	6-3	208	Fr.-HS	Sydney, Australia (Kirkawee)	57	Orren, Clark	OL	5-11	269	Sr.-SQ	Longview, Texas (Longview)
13	Heard, Jerrod	QB	6-2	195	Fr.-RS	Denton, Texas (Guyer)	58	Hodges, Brandon	OL	6-4	308	Jr.-TR	Aberdeen, Miss. (Aberdeen/East Mississippi CC)
14	Haines, Dylan	S	6-1	193	Jr.-1L	Lago Vista, Texas (Lago Vista)	59	Welsh, Michael	OL	6-1	256	Fr.-RS	Houston, Texas (Strake Jesuit)
14	Locksley, Kai	QB	6-4	188	Fr.-HS	Baltimore, Md. (Gilman School)	61	Mercado, Alex	DT	5-10	271	Jr.-SQ	San Antonio, Texas (Brennan)
15	Echols, Bryson	CB	5-10	180	Jr.-2L	DeSoto, Texas (DeSoto)	62	Ojeaga, Patrick	DT	6-2	296	Fr.-RS	McAllen, Texas (McAllen Memorial)
15	Holtz, Trey	QB	6-0	186	Jr.-SQ	Tampa, Fla. (H.B. Plant)	63	Anderson, Alex	OL	6-3	296	Fr.-RS	New Orleans, La. (Landry-Walker)
16	Elliott, DeShon	S	6-1	205	Fr.-HS	Rockwall, Texas (Rockwall-Heath)	65	Hutchins, Marcus	OL	6-3	290	Sr.-1L	DeSoto, Texas (DeSoto)
16	Roberts Jr., Jermaine	DB	5-9	168	Fr.-RS	New Orleans, La. (St. Augustine)	66	Flowers, Sedrick	OG	6-2	326	Sr.-3L	Houston, Texas (North Shore)
16	Vinklarek, Logan	QB	6-1	222	So.-SQ	La Grange, Texas (La Grange/Blinn [Texas] JC)	68	Lopez, Frank	OL	6-2	299	Jr.-3L	Eagle Pass, Texas (Winn)
17	Greenwood, Jimmy	QB	6-2	176	So.-SQ	Houston, Texas (Kinkaid)	69	Allsup, Austin	OL	6-2	267	Fr.-RS	Austin, Texas (Lorena)
17	Newsome, Ryan	WR	5-8	166	Fr.-HS	Aledo, Texas (Aledo)	70	Major, Buck	OL	6-6	331	Fr.-HS	Huntsville, Texas (Huntsville)
18	Swoopes, Tyrone	QB	6-4	244	Jr.-1L	Whitewright, Texas (Whitewright)	72	Rodriguez, Elijah	OL	6-5	295	Fr.-RS	Houston, Texas (Cypress Creek)
18	Vaccaro, Kevin	S	5-8	185	Jr.-2L	Brownwood, Texas (Brownwood)	74	Doyle, Taylor	C/OG	6-4	300	Sr.-1L	Austin, Texas (Lake Travis)
19	Jinkens, Peter	LB	6-0	230	Sr.-3L	Dallas, Texas (Skyline)	75	Nickelson, Tristan	OT	6-9	304	So.-TR	League City, Texas (Clear Falls/Fork Union/Navarro CC)
19	Merrick, Matthew	QB	6-2	197	Fr.-HS	Dallas, Texas (Cistercian Prep)	76	Perkins, Kent	OG/OT	6-5	325	Jr.-1L	Dallas, Texas (Lake Highlands)
21	Thomas, Duke	CB	5-10	178	Sr.-3L	Killeen, Texas (Copperas Cove)	77	Vahe, Patrick	OL	6-2	319	Fr.-HS	Eules, Texas (Trinity)
23	Rose, Nick	PK/P	6-1	194	Sr.-3L	Dallas, Texas (Highland Park)	79	Thomas, Garrett	OL	6-6	274	Fr.-HS	Many, La. (Many)
23	Strickland, Jordan	DB	5-9	157	Fr.-RS	Aurora, Colo. (Cherokee Trail)	80	Whiteley, Blake	TE	6-5	248	So.-RS	Vancouver, BC, Canada (West Vancouver/Arizona Western CC)
24	Bonney, John	CB	6-0	188	Fr.-RS	Houston, Texas (Lamar)	81	Roberts, Ryan	WR	6-5	188	So.-RS	Austin, Texas (Hyde Park)
25	Davis, Antwuan	CB	5-11	194	So.-1L	Bastrop, Texas (Bastrop)	82	Wilson, Michael	WR	6-3	211	Fr.-RS	Arlington, Texas (Arlington Martin)
25	Warren III, Chris	RB	6-2	232	Fr.-HS	Rockwall, Texas (Rockwall)	83	Center, Matt	TE	6-2	218	So.-SQ	Llano, Texas (Llano)
26	Colbert, Adrian	S	6-0	210	Jr.-2L	Mineral Wells, Texas (Mineral Wells)	85	Moeller, Philipp	WR	5-10	173	Fr.-RS	Plano, Texas (Plano)
27	Bernard, Roderick	WR	5-9	166	So.-1L	Houston, Texas (Sharpstown)	86	Oliver, Jake	WR	6-3	219	So.-SQ	Dallas, Texas (Jesuit)
27	Huffman, Connor	WR	5-9	173	So.-SQ	Arlington, Texas (Arlington)	87	Gray, Garrett	TE	6-3	226	Fr.-RS	Marble Falls, Texas (Marble Falls)
28	Johnson, Kirk	RB	5-11	205	Fr.-HS	San Jose, Calif. (Valley Christian)	88	Templin, Ty	WR	6-0	192	Jr.-1L	Granbury, Texas (Trinity Valley)
28	Jordan, Nick	PK	6-0	183	Sr.-1L	Coppell, Texas (Coppell)	89	Fehr, Chris	TE	6-2	231	Fr.-RS	Austin, Texas (McNeil)
29	DeGroot, Hunter	WR	6-1	195	Jr.-SQ	Arlington, Texas (High Point Prep)	90	Omenihu, Charles	DE	6-5	236	Fr.-HS	Rowlett, Texas (Rowlett)
29	Evans, Sheroid	CB	6-2	180	Sr.-3L	Sugar Land, Texas (Fort Bend Dulles)	91	Cottrell, Bryce	DE	6-2	253	Jr.-2L	Plano, Texas (Plano West)
30	Cole, Timothy	LB	6-1	235	Jr.-2L	Brenham, Texas (Brenham)	92	Vasser, Quincy	DE	6-3	250	Jr.-TR	Nyack, N.Y. (Navarro CC/Hargrave/Nyack)
30	Yoder, Tim	RB	5-9	185	Fr.-RS	Plano, Texas (Plano)	93	Boyette Jr., Paul	DT	6-2	303	Jr.-1L	Humble, Texas (Humble)
31	Hall, Jason	S	6-2	209	So.-1L	Grand Prairie, Texas (South Grand Prairie)	94	Norman, Alex	DT	6-2	275	Jr.-SQ	Dallas, Texas (Bishop Dunne)
32	Gray, Johnathan	RB	5-10	211	Sr.-3L	Aledo, Texas (Aledo)	95	Ford, Poona	DT	5-11	291	So.-1L	Hilton Head, S.C. (Hilton Head)
33	Foreman, D'Onta	RB	6-0	241	So.-1L	Texas City, Texas (Texas City)	96	McMillon, Jake	DT	6-2	289	Fr.-RS	Abilene, Texas (Abilene)
35	Freeman, Edwin	LB	6-1	236	Fr.-RS	Arlington, Texas (Bowie)	97	Nelson, Chris	DT	6-1	305	Fr.-RS	Lakeland, Fla. (Victory Christian)
35	Coppens, Jon	PK	5-11	188	Fr.-HS	Double Oak, Texas (Nolan Catholic)	98	Ridgeway, Hassan	DT	6-3	314	Jr.-2L	Mansfield, Texas (Mansfield)
36	De La Torre, Alex	FB	6-0	243	Sr.-3L	Denton, Texas (Ryan)	99	Jackson, Desmond	DT	6-1	300	Sr.-3L	Houston, Texas (Westfield)
36	Boldt, Dillon	DB	5-10	166	Sr.-SQ	Austin, Texas (Bowie)	as of Nov. 22						
37	Moore, Evan	PK	6-2	187	Fr.-RS	Aubrey, Texas (Aubrey)							
37	Tseng, Johnny	LB	6-0	214	Jr.-SQ	Lolita, Texas (Industrial)							
38	Becker, Mitchell	P	6-2	182	So.-SQ	League City, Texas (Clear Creek)							
38	Lee, Tyler	DB	5-10	198	Sr.-SQ	Houston, Texas (Cypress Creek)							
39	Davis, Gaston	RB	5-10	196	Sr.-SQ	Houston, Texas (Clear Lake)							
39	Marriott, Tyler	DB	6-1	199	Sr.-SQ	McAllen, Texas (McAllen Memorial)							
40	Hafley, Trenton	RB	5-8	196	Fr.-RS	Wichita Falls, Texas (Burnet)							
40	Hughes, Naashon	DE	6-4	232	So.-1L	Harker Heights, Texas (Harker Heights)							
41	Ashby, Kyle	DS	6-0	234	Jr.-1L	Lake Jackson, Texas (Brazoswood)							
41	Houston, Tristian	RB	5-10	200	Fr.-HS	Galena Park, Texas (North Shore)							
42	Bluiett, Caleb	TE	6-4	258	Jr.-2L	Beaumont, Texas (West Brook)							
42	Harper, Jay	TE	5-10	238	Fr.-RS	Houston, Texas (Stratford)							
43	Mills, Logan	TE	6-2	212	Sr.-SQ	La Vernia, Texas (La Vernia)							
43	Townsend, Cameron	LB	6-0	204	Fr.-HS	Missouri City, Texas (Ridge Point)							

## PRONUNCIATIONS

Caleb Bluiett	BLUE-eh-t	Jerrod Heard	juh-ROD
John Bonney	BAHN-ee	Tristian Houston	TRIST-en
Paul Boyette Jr.	boy-EHT	Naashon Hughes	NAY-shawn
Adrian Colbert	COLE-burt	Malik Jefferson	muh-LEAK
Bryce Cottrell	cuh-TRELL	Daje Johnson	duh-ZHAY
Terrell Cuney	CUE-nee	PJ Locke III	LOCK
Antwuan Davis	AN-twahn	Kai Locksley	KYE - rhymes w/ BYE
Gaston Davis	gas-TONE	Patrick Ojeaga	oh-gee-AH-gah
Shiro Davis	SHY-row	Charles Omenihu	oh-MEN-ah-hoo
Alex De La Torre	deh la TOR-ay	Jake Raulerson	RAWL-er-son
Sheroid Evans	shur-OD	Derick Roberson	ROW-ber-son
Armani Foreman	ARE-mahn-tee	Kevin Vaccaro	vuh-CAR-oh
D'Onta Foreman	dee-ON-tay	Patrick Vahe	VAH-hay
Breckyn Hager	BRECK-in HAY-grr	Logan Vinklarek	VIN-clark

# 2015 TEXAS LONGHORNS DEPTH CHART (vs. Baylor)

RS - redshirt; L - letters won; (#) career starts; TR - transfer

## OFFENSE

### WIDE RECEIVER (H)

NO	PLAYER	CL	HT	WT
4	Daje Johnson (17) (duh-ZHAY)	Sr.-3L	5-9	184
7	Marcus Johnson (18)	Sr.-3L	6-1	197
17	Ryan Newsome	Fr.-HS	5-8	166

### WIDE RECEIVER (Z)

1	John Burt (11)	Fr.-HS	6-2	184
8	Dorian Leonard	So.-1L	6-4	203

### TIGHT END (Y)

47	Andrew Beck (12)	So.-1L	6-3	232
42	Caleb Bluiett (4) (BLUE-eh)	Jr.-2L	6-4	258

### LEFT TACKLE

55	Connor Williams (11)	Fr.-HS	6-5	283
65	Marcus Hutchins (14)	Sr.-3L	6-3	290

### LEFT GUARD

66	Sedrick Flowers (24)	Sr.-3L	6-2	326
72	Elijah Rodriguez	Fr.-RS	6-5	295

### CENTER

74	Taylor Doyle (22)	Sr.-1L	6-4	300
50	Jake Raulerson (5) (RAWL-er-son)	So.-1L	6-4	295

### RIGHT GUARD

76	Kent Perkins (23)	Jr.-1L	6-5	325
51	Terrell Cuney	Fr.-RS	6-1	289

### RIGHT TACKLE

75	Tristan Nickelson (3)	So.-TR	6-9	304
-or- 65	Marcus Hutchins (14)	Sr.-3L	6-3	290

### WIDE RECEIVER (X)

3	Armanti Foreman (5) (ARE-mahn-tee)	So.-1L	5-11	204
5	Lorenzo Joe (1)	So.-1L	6-2	202
11	Jacorey Warrick	Jr.-1L	5-10	170
6	DeAndre McNeal	Fr.-HS	6-1	236

### QUARTERBACK

13	Jerrod Heard (10) (juh-ROD)	Fr.-RS	6-2	195
-or- 18	Tyrone Swoopes (13)	Jr.-1L	6-4	244
14	Kai Locksley (KYE, rhymes with BYE)	Fr.-HS	6-4	188

### TAILBACK

32	Johnathan Gray (23)	Sr.-3L	5-10	211
25	Chris Warren III (1)	Fr.-HS	6-2	232
27	Roderick Bernard	So.-1L	5-9	166

### H-BACK

36	Alex De La Torre (2) (deh la TOR-ay)	Sr.-3L	6-0	243
43	Logan Mills	Sr.-SQ	6-2	212

### PLACE-KICKER

23	Nick Rose	Sr.-3L	6-1	194
28	Nick Jordan	Sr.-1L	6-0	185

## SPECIAL TEAMS

**PUNT RETURN:** 4 Daje Johnson; 21 Duke Thomas

**KICKOFF RETURN:** 4 Daje Johnson & 2 Kris Boyd

Others: 17 Ryan Newsome; 21 Duke Thomas

**KICKOFFS:** 23 Nick Rose; 28 Nick Jordan

**HOLDER:** 15 Trey Holtz; 38 Mitchell Becker

**SNAPPER (PAT/FG/PUNTS):** 41 Kyle Ashby; 53 Jak Holbrook

## DEFENSE

### STRONG END

NO	PLAYER	CL	HT	WT
91	Bryce Cottrell (7) (cuh-TRELL)	Jr.-2L	6-2	253
1	Shiro Davis (8) (SHY-ro)	Sr.-3L	6-3	256
92	Quincy Vasser	Jr.-TR	6-3	250

### DEFENSIVE TACKLE (NOSE)

99	Desmond Jackson (21)	Sr.-3L	6-1	300
93	Paul Boyette Jr. (5) (boy-EHT)	Jr.-1L	6-2	303

### DEFENSIVE TACKLE

98	Hassan Ridgeway (18)	Jr.-2L	6-3	314
95	Poona Ford (4)	So.-1L	5-11	291
97	Chris Nelson	Fr.-RS	6-1	305

### FOX END

40	Naashon Hughes (18) (NAY-shawn)	So.-1L	6-4	232
90	Charles Omenihu (oh-MEN-ah-hoo)	Fr.-HS	6-5	236
49	Derick Roberson (ROW-bur-son)	Fr.-RS	6-3	238

### STRONGSIDE LINEBACKER

30	Timothy Cole (2)	Jr.-2L	6-1	235
35	Edwin Freeman	Fr.-RS	6-1	236

### MIDDLE LINEBACKER

46	Malik Jefferson (9) (muh-LEAK)	Fr.-HS	6-3	232
44	Breckyn Hager (BRECK-in)	Fr.-HS	6-3	224

### WEAKSIDE LINEBACKER

45	Anthony Wheeler (1)	Fr.-HS	6-2	209
35	Edwin Freeman	Fr.-RS	6-1	236

### CORNERBACK

21	Duke Thomas (34)	Sr.-3L	5-10	178
9	Davante Davis (4)	Fr.-HS	6-2	191
15	Bryson Echols (1)	Jr.-2L	5-10	180

### FREE SAFETY

31	Jason Hall (17)	So.-1L	6-2	209
11	P.J. Locke III (LOCK)	Fr.-HS	5-10	191
26	Adrian Colbert (4) (COLE-burt)	Jr.-2L	6-1	210

### STRONG SAFETY

14	Dylan Haines (23)	Jr.-1L	6-1	193
18	Kevin Vaccaro (vuh-CAR-oh)	Jr.-2L	5-8	185
4	DeShon Elliott (duh-SHAWN)	Fr.-HS	6-1	205

### CORNERBACK

5	Holton Hill (7)	Fr.-HS	6-2	179
24	John Bonney (6) (BAHN-ee)	Fr.-RS	6-0	188
25	Antwuan Davis (5) (AN-twahn)	So.-1L	5-11	194
2	Kris Boyd	Fr.-HS	6-0	188

### NICKEL

21	Duke Thomas (34)	Sr.-3L	5-10	178
24	John Bonney (6) (BAHN-ee)	Fr.-RS	6-0	188
11	P.J. Locke III	Fr.-HS	5-10	191

### PUNTER

13	Michael Dickson	Fr.-HS	6-3	208
38	Mitchell Becker	So.-SQ	6-2	182

## OFFENSIVE STARTERS GAME-BY-GAME

	WR (H)	WR (Z)	TE (Y)	LT	LG	C	RG	RT	WR (X)	QB	TB
ND	M. Johnson	Burt	Beck	Williams	Flowers	Doyle	Vahe	Perkins	A. Foreman	Swoopes	Gray
RICE	D. Johnson	Burt	Beck	Williams	Flowers	Doyle	Vahe	Perkins	A. Foreman	Heard	Gray
CAL	D. Johnson	Burt	Beck	Williams	Flowers	Doyle	Vahe	Perkins	A. Foreman	Heard	Gray
OSU	D. Johnson	Burt	Beck	Williams	Flowers	Doyle	Vahe	Perkins	A. Foreman	Heard	Gray
TCU	D. Johnson	Burt	Beck	Williams	Flowers	Doyle	Vahe	Hutchins	M. Johnson	Heard	Gray
OU	Joe	Burt	Beck	Williams	Flowers	Doyle	Vahe	Nickelson	M. Johnson	Heard	Gray
KSU	D. Johnson	Burt	Beck	Williams	Flowers	Doyle	Vahe	Perkins	M. Johnson	Heard	Gray
ISU	D. Johnson	Burt	Beck	Williams	Flowers	Doyle	Vahe	Perkins	M. Johnson	Heard	Gray
KU	D. Johnson	Burt	Beck	Williams	Nickelson	Doyle	Vahe	Perkins	M. Johnson	Heard	Gray
WV	Bluiett (TE)	Burt	Beck	Williams	Flowers	Doyle	Vahe	Perkins	A. Foreman	Heard	Gray
TTU	D. Johnson	Burt	De La Torre (FB)	Williams	Flowers	Doyle	Perkins	Nickelson	M. Johnson	Heard	Warren
BAY											

## DEFENSIVE STARTERS GAME-BY-GAME

	DE	DT (NOSE)	DT	FOX END	SLB	MLB	CB	NICKEL OR WLB	FS	SS	CB
ND	S. Davis	Jackson	Ford	Hughes	Jinkens	Jefferson	Bonney	Thomas	Hall	Haines	A. Davis
RICE	S. Davis	Jackson	Ford	Hughes	Jinkens	Jefferson	Bonney	Thomas	Hall	Haines	A. Davis
CAL	S. Davis	Jackson	Ford	Hughes	Jinkens	Jefferson	Bonney	Thomas	Hall	Haines	A. Davis
OSU	S. Davis	Boyette	Ridgeway	Hughes	Jinkens	Jefferson	Bonney	Thomas	Hall	Haines	A. Davis
TCU	Cottrell	Boyette	Ridgeway	Hughes	Jinkens	Jefferson	Hill	Thomas	Hall	Haines	A. Davis
OU	Cottrell	Boyette	Ridgeway	Hughes	Jinkens	Jefferson	Hill	Thomas	Hall	Haines	Bonney
KSU	Cottrell	Boyette	Ridgeway	Hughes	Jinkens	Jefferson	Thomas	Wheeler (WLB)	Hall	Haines	Hill
ISU	Cottrell	Ford	Ridgeway	Hughes	Jinkens	Cole	D. Davis	Thomas	Hall	Haines	Hill
KU	Cottrell	Jackson	Ridgeway	Hughes	Jinkens	Cole	D. Davis	Thomas	Hall	Haines	Hill
WV	Cottrell	Jackson	Ridgeway	Hughes	Jinkens	Jefferson	D. Davis	Thomas	Hall	Haines	Hill
TTU	Cottrell	Boyette	Ridgeway	Hughes	Jinkens	Jefferson	D. Davis	Thomas	Bonney (CB)	Haines	Hill
BAY											

## TEXAS STATS GAME-BY-GAME



	FIRST DOWNS	RUSHING	PASSING	TOTAL	FUMBLES-	PEN-	PUNTS-	PUNT RET.-	KICK RET-	POSS.	SCORE BY QUARTERS
	R-P-PN-TOT	ATT-NET	ATT-COMP-INT-YDS	PLYS-YDS	LOST	YDS	AVG.	YDS-TD	YDS	TIME	1 2 3 4 T
ND	2-5-1-8	29-60	8-23-0-103	52-163	0-0	4-50	10-42.3	2-3-0	6-125	20:50	0 0 3 0 3
RICE	7-4-0-11	28-149	5-10-0-128	38-277	1-1	4-42	5-36.6	4-175-1	2-60	15:58	21 0 21 0 42
CAL	12-13-3-28	52-286	20-31-1-364	83-650	2-1	10-93	3-43.0	0-0-0	3-26	30:32	7 17 0 20 44
OSU	8-3-0-11	42-171	9-17-1-119	59-290	1-0	16-128	7-40.3	3-26-0	5-100	25:53	6 14 7 0 27
TCU	13-5-2-20	51-191	13-28-0-122	79-313	2-1	4-40	8-41.0	1-0-0	4-64	29:26	0 0 0 7 7
OU	15-4-1-20	58-313	9-12-0-55	70-368	0-0	5-67	6-41.7	0-0-0	2-63	31:55	14 0 3 7 24
KSU	15-5-0-20	53-274	10-16-0-99	69-373	0-0	3-35	6-37.0	2-(-1)-0	3-44	30:40	3 13 0 7 23
ISU	7-4-0-11	32-119	12-22-1-85	54-204	0-0	3-39	9-45.8	2-0-0	4-52	22:35	0 0 0 0 0
KU	9-11-0-20	40-299	19-30-0-299	70-598	2-1	6-36	5-42.6	3-18-0	4-70	27:37	17 7 14 21 59
WV	12-7-0-19	54-277	11-19-2-162	73-439	4-3	7-55	4-43.8	1-0-0	6-85	32:32	10 0 7 3 20
TTU	16-1-2-19	48-403	11-23-1-64	71-467	1-1	8-64	8-41.9	4-46-0	5-148	29:50	0 10 14 21 45
BAY											

## OPPONENT STATS GAME-BY-GAME

	FIRST DOWNS	RUSHING	PASSING	TOTAL	FUMBLES-	PEN-	PUNTS-	PUNT RET.-	KICK RET-	POSS.	SCORE BY QUARTERS
	R-P-PN-TOT	ATT-NET	ATT-COMP-INT-YDS	PLYS-YDS	LOST	YDS	AVG.	YDS-TD	YDS	TIME	1 2 3 4 T
ND	14-14-2-30	52-214	19-23-0-313	75-527	2-0	6-39	4-41.2	3-(-1)-0	1-10	39:10	14 3 14 7 38
RICE	15-14-1-30	58-228	23-38-3-234	96-462	2-2	6-55	5-39.8	0-0-0	1-45	44:02	0 14 0 14 28
CAL	11-12-3-26	41-280	27-27-0-268	78-548	2-2	6-50	4-33.0	0-0-0	0-0	29:28	7 17 21 0 45
OSU	4-17-6-27	46-103	24-36-2-292	82-395	1-1	7-40	5-38.8	2-2-0	0-0	34:07	14 3 7 6 30
TCU	12-18-1-31	42-228	22-38-0-376	80-604	2-0	8-84	6-42.0	1-4-0	1-26	30:34	30 7 10 3 50
OU	6-12-3-21	37-67	20-28-0-211	65-278	1-1	5-45	7-39.6	2-9-0	3-81	28:05	0 3 7 7 17
KSU	9-5-1-15	37-135	11-24-1-107	61-242	2-0	5-27	7-40.4	1-11-0	3-72	29:20	0 6 3 0 9
ISU	13-12-3-28	54-238	19-38-0-188	92-426	1-0	4-45	6-37.2	2-37-0	0-0	37:25	7 3 7 7 24
KU	13-10-0-23	48-192	19-41-3-234	89-426	5-1	3-15	6-43.8	2-(-12)-0	1-21	32:23	7 7 0 6 20
WV	12-6-0-18	51-257	10-12-1-122	63-379	0-0	5-48	6-40.0	0-0-0	0-0	27:28	7 14 7 10 38
TTU	16-12-0-28	51-293	22-39-1-372	90-665	3-3	6-70	6-38.5	0-0-0	2-60	30:10	0 17 10 21 48
BAY											



Game 1 | Saturday, Sept. 5 | Notre Dame Stadium

 1-0	38	14	3	14	7
 0-1	3	0	0	3	0



Texas vs. Notre Dame put two of the winningest programs in NCAA history against each other

32 | Johnathan Gray  
8 CARRIES | 40 YDS

18 | Tyrone Swoopes  
7-of-22 PASSING | 93 YDS | 10 CARRIES | 17 YDS

46 | Malik Jefferson  
9 TACKLES | 2.5 TFL

**Put the T back in Texas**

- 1 SACK | 9 TFL
- AVERAGED 42.3 YARDS ON PUNTS, 3 PUNTS 50+ YDS
- ALLOWED -1 YDS ON PUNT RETURNS
- DOWNED 2 PUNTS INSIDE THE 20
- 6 PLAYERS WITH 5+ TACKLES

**Texas | Inside the Numbers | #11/11 Notre Dame**

290	Total Yards	395
171	Rushing Yards	103
119	Passing Yards	292
4-of-16	3rd Down Pct.	9-of-16
14	Pts. Off Turnovers	0

TexasSports.com

@TexasSports

@Longhorn\_FB

**SOUTH BEND, Ind.** — No. 11/11 Notre Dame (1-0) knocked off Texas (0-1) by a 38-3 count Saturday evening before a sellout crowd at Notre Dame Stadium. Saturday's contest marked the first meeting between the two schools in nearly 20 years.



Both teams stalled on their opening drives before Notre Dame got on the board first on its second possession. Notre Dame QB Malik Zaire found Will Fuller down the middle for a 16-yard touchdown to stake the Irish to a 7-0 lead with 6:29 left in the first quarter.

Notre Dame marched 95 yards on its next possession and assumed a 14-0 lead when Josh Adams raced right on a jet sweep and scored from 14 yards out just before the end of the first quarter. The Irish's Justin Yoon connected for a 38-yard field goal with 7:53 remaining in the second quarter to push the Notre Dame lead to 17-0.

Texas made its first foray into Notre Dame territory in the closing minutes of the first half. Tyrone Swoopes, who shared time at quarterback with redshirt freshman Jerrod Heard, dumped a screen pass to Daje Johnson, who scampered 20 yards for a first down to the UT 45.

Swoopes carried for five yards to midfield before an Irish facemask penalty gave Texas the ball at the Notre Dame 35. The Horns settled for a 52-yard field goal attempt, but Nick Rose's kick sailed wide left as time expired in the first half. Rose had converted the kick twice but a pair of Notre Dame timeouts nullified both attempts.

Game 2 | Saturday, Sept. 12 | Darrell K Royal - Texas Memorial Stadium

 1-1	28	0	14	0	14
 1-1	42	21	0	21	0



**#LightTheTower**

In his first career start Jerrod Heard had 120 yards passing and 96 rushing. He also threw 2 TDs.

13 | Jerrod Heard  
4-of-7 PASSING | 120 YDS | 2 TDs | 10 CARRIES | 96 YDS

4 | Daje Johnson  
3 PUNT RET | 119 YDS | 1 TD | 85 YD LONG

1 | John Burt  
1 REC | 69 YDS | 1 TD

**Put the T back in Texas**

- 2 SACKS | 6 TFL | 3 INT | 2 FUMBLE RECOVERIES
- SCHOOL RECORD 175 YARDS ON PUNT RETURNS
- SCORED 2 TDs ON SPECIAL TEAMS & DEFENSE
- FORCED 5 TURNOVERS
- 4 OFFENSIVE PLAYS OF 20+ YDS
- AVG 43.75 YDS ON PUNT RETURNS
- 2-FOR-2 IN THE RED ZONE

**Texas | Inside the Numbers | Rice**

277	Total Yards	462
149	Rushing Yards	228
128	Passing Yards	234
3-of-8	3rd Down Pct.	14-of-21
7	Pts Off Turnovers	7

TexasSports.com

@TexasSports

@Longhorn\_FB

**AUSTIN, Texas** — Boosted by a school single-game record 175 punt return yards, Texas secured its 16th straight home opening win and 13th consecutive victory over Rice as the Longhorns raced past the Owls on Saturday night at Darrell K Royal — Texas Memorial Stadium, 42-28.

Senior wide receiver Daje Johnson was at the forefront of the return yardage record, bringing back three punts for 119 yards (39.7 average), including an 85-yard, first quarter scamper.



Freshman quarterback Jerrod Heard certainly made an impact in his first career start on the Forty Acres, throwing for 120 yards and two TDs while also rushing for 96 yards. Senior running back Johnathan Gray and sophomore receiver Armanti Foreman also scored in the first quarter to put Texas up 21-0 after the opening 15 minutes.

After stopping Rice on its opening drive, Texas wasted little time moving down field on its opening possession to nab a quick 7-0 lead via a 32-yard strike from Heard to Foreman. The signal caller also utilized his speed in helping UT on the nine-play, 80-yard drive as a 35-yard run by Heard on third-and-11 helped keep the drive alive.

After a quick three-and-out by Rice, Johnson pounced with his 85-yard punt return. The Pflugerville, Texas, native fielded the punt at his own 15-yard line and weaved his way through a crowd of blockers up the left sideline to pay dirt, expanding Texas' lead to 14-0. The punt return for a score marked the first for a Longhorn since Johnson also raced 85 yards for a TD during a 36-20 Texas victory over Oklahoma back on Oct. 12, 2013.



Game 3 | Saturday, Sept. 12 | Darrell K Royal - Texas Memorial Stadium

 3-0	45	7	17	21	0
 1-2	44	7	17	0	20



Jerrod Heard broke the school record for total offense in a game with 527 (364 pass, 163 rush)

13 | Jerrod Heard  
20-of-31 passing | 364 YDS | 24 CARRIES | 163 YDS

4 | Daje Johnson  
4 REC | 145 YDS | 54 YD LONG

32 | Johnathan Gray  
11 CARRIES | 46 YDS | 2 TDs | 71 YDS REC

#### Put the T back in Texas

- 1 SACK | 4 TFL | 2 FUMBLE RECOVERIES
- SCHOOL RECORD 527 TOTAL OFFENSE FOR JERROD HEARD
- 20 UNANSWERED POINTS IN 4TH QUARTER
- 650 YDS TEAM TOTAL OFFENSE TIES FOR 8TH IN SCHOOL HISTORY
- 10 OFFENSIVE PLAYS OF 20+ YDS
- 6-OF-13 ON 3RD DOWNS
- 5-FOR-5 IN THE RED ZONE

Texas	Inside the Numbers	Cal
650	Total Yards	548
286	Rushing Yards	280
364	Passing Yards	268
6-of-13	3rd Down Pct.	5-of-13
10	Pts. Off Turnovers	10

TexasSports.com

@TexasSports

@Longhorn\_FB

**AUSTIN, Texas** – Despite a school single-game total offense record of 527 yards from redshirt freshman quarterback Jerrod Heard, a furious fourth-quarter Texas rally came up just short on Saturday night in front of 91,568 fans at Darrell K Royal-Texas Memorial Stadium, as the Longhorns fell to California, 45-44.



UT had nearly fought its way out of a 21-point fourth quarter hole, with Heard scampering 45 yards for a TD with 1:11 left on the clock, before missing what would have been the game-tying extra point.

Heard was magnificent for the Burnt Orange & White, throwing for 364 yards and rushing for 163 more (three rushing scores) to break the old single-game total offense mark of 506 yards set by Vince Young at Oklahoma State in 2005. The 300-yard passing/100-yard rushing effort also marked the first for Texas since Colt McCoy threw for 304 and rushed for 175 against Texas A&M on Nov. 26, 2009.

Senior wide receiver Daje Johnson set a new career high for receiving yards with five catches for 145 yards, while sophomore running back D'Onta Foreman (47 yards rushing, TD) and senior running back Johnathan Gray (46 yards rushing, two TD's) combined for three rushing scores. Gray also managed a career-high 71 yards receiving on four catches.

The two teams combined for 1,198 total yards with the Longhorns out-gaining the Golden Bears by a 650-548 total. UT's offensive output, on 286 yards rushing and 364 yards passing, proved good enough to rate eighth all-time in program history.

Game 4 | Saturday, Sept. 26 | Darrell K Royal - Texas Memorial Stadium

 3-0 (1-0)	30	14	3	7	6
 1-2 (0-1)	27	6	14	7	0



Hassan Ridgeway returned a fumble 34 yards for a touchdown in the second quarter.

13 | Jerrod Heard  
9-of-17 passing | 119 YDS | 19 CARRIES | 48 YDS

18 | Tyrone Swoopes  
3 CARRIES | 35 YDS | 1 TD

98 | Hassan Ridgeway  
6 TACKLES | 1.5 TFL | 1 SACK | 1 FUM RET TD

#### Put the T back in Texas

- 3 SACKS | 8 TFL | 2 INT
- SCORED 14 POINTS OFF TURNOVERS
- 2 DEFENSIVE TOUCHDOWNS
- DROPPED 3 POINTS INSIDE THE 20
- AVERAGED 12 YDS ON PUNT RETURNS
- ALLOWED AVERAGE OF 1 YD ON OKLAHOMA STATE PUNT RETURNS
- 2-FOR-2 IN THE RED ZONE

Texas	Inside the Numbers	634/22 Oklahoma State
290	Total Yards	395
171	Rushing Yards	188
119	Passing Yards	202
4-of-16	3rd Down Pct.	9-of-16
14	Pts. Off Turnovers	0

TexasSports.com

@TexasSports

@Longhorn\_FB

**AUSTIN, Texas** – Two field goals over the final 1:33 of regulation helped No. 24 Oklahoma State (4-0, 1-0 Big 12 Conference) rally past Texas (1-3, 0-1 Big 12) on Saturday at Darrell K Royal-Texas Memorial Stadium, 30-27.

The Longhorns held a 27-24 lead with 1:33 left on the clock when OSU kicker Ben Grogan drilled a game-tying 41 yarder. With a final chance for a potential game-winning drive, UT went three-and-out and managed only a 10-yard punt off a fumbled snap as the Cowboys took possession at Texas' 18-yard line with 36 ticks left. After just one play, Grogan successfully knocked home a 40-yarder to complete the late comeback.

Oklahoma State out-gained the Horns by a 395-290 count with Texas managing a 171-103 advantage in rushing yards. Redshirt freshman quarterback Jerrod Heard was 9-for-17 passing for 119 yards and rushed for 48 more, while senior running back Johnathan Gray led the Burnt Orange & White on the ground with 55 yards.

UT junior defensive tackle Hassan Ridgeway managed his first career fumble recovery, returning it for a 34-yard TD early in the second quarter, while freshman defensive back Holton Hill returned an interception for a 41-yard score in the third. The occurrence of two defensive touchdowns in the same game marked the first time the Longhorns had accomplished the feat since Oct. 31, 2009, at Oklahoma State.



Game 5 | Saturday, Oct. 3 | Amon G. Carter Stadium



50	30	7	10	3
7	0	0	0	7



D'Onta Foreman had a career-high 18 carries for 112 yards at TCU.

33 | D'Onta Foreman  
18 CARRIES | 112 YDS | 2 REC | 32 YDS

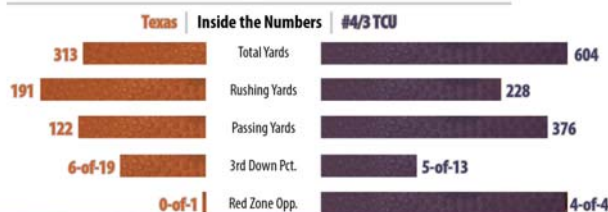
19 | Peter Jinkens  
8 TACKLES | 6 SOLO | 1 TFL

32 | Johnathan Gray  
15 CARRIES | 55 YDS

5 | Holton Hill  
7 TACKLES | 6 SOLO | 1 PBU

18 | Tyrone Swoopes  
5-of-8 PASSING | 74 YDS | 1 TD

44 | Breckyn Hager  
5 TACKLES | 4 SOLO



TexasSports.com

@TexasSports

@Longhorn\_FB

Game 6 | Saturday, Oct. 10 | Cotton Bowl



17	0	3	7	7
24	14	0	3	7



Marcus Johnson scored his first touchdown of the season in UT's 24-17 win over OU.


13 | Jerrod Heard  
8-of-11 PASSING | 53 YDS | 1 TD | 21 CARRIES | 115 YDS

**Put the T back in Texas**

- 6 SACKS | 8 TFL | 1 FUMBLE RECOVERY
- ALLOWED ONLY 15 YARDS IN 1ST QUARTER
- HELD OU TO 25% ON 3RD DOWNS
- ALLOWED 278 YARDS — 229 LESS THAN SEASON AVERAGE
- HELD OU TO 67 YARDS RUSHING
- FORCED OU TO PUNT ON 7 OF 11 POSSESSIONS
- NEVER TRAILED DURING THE GAME

32 | D'Onta Foreman  
9 CARRIES | 117 YDS | 81 YD LONG | BACK-TO-BACK 100-YD

46 | Malik Jefferson  
6 TACKLES | 5 SOLO | 2 SACKS



TexasSports.com

@TexasSports

@Longhorn\_FB

**FORT WORTH, Texas** — No. 4/3 TCU (5-0, 2-0 Big 12) posted a 50-7 win over Texas (1-4, 0-2 Big 12) Saturday afternoon at TCU's Amon Carter Stadium.

Texas forced a three-and-out on TCU's first possession, but on the Longhorns' ensuing possession, TCU recovered a Daje Johnson fumble and took over at the Texas 45.

Four plays later, TCU quarterback Trevone Boykin found KaVontae Turpin for a 13-yard score to stake the Horned Frogs to a 7-0 lead. Michael Dickson lined up for a Texas punt after the Horns' next possession, but the snap sailed over his head and into the end zone. Texas recovered the ball, but the play resulted in a safety and two points for TCU.

The Horned Frogs stretched their lead to 16-0 when Boykin found Josh Doctson for a 15-yard touchdown with 9:48 remaining in the first quarter. Texas and TCU traded punts before Boykin found Turpin again for a 49-yard touchdown that pushed the Horned Frogs lead to 23-0. TCU assumed a 30-0 lead behind a 29-yard halfback pass from Shaun Nixon to Doctson with 26 seconds remaining in the first quarter.

Texas advanced deep into TCU territory on a pair of first-half drives but failed to convert either into points. Running back D'Onta Foreman led off the first drive with a 15-yard run and gave Texas a fresh set of downs on the next series with three yards on third down. Quarterback Jerrod Heard found Foreman for 22 yards to the TCU 22, but the possession ended with an errant 39-yard field goal attempt from Nick Rose.

**DALLAS, Texas** — On a beautiful Saturday afternoon in front of 91,546 fans at the Cotton Bowl, Texas (2-4, 1-2 Big 12 Conference) rushed for a season-best 313 yards and its defense posted a season-high six sacks to go along with eight tackles for loss as the Longhorns handed No. 10/9 Oklahoma (4-1, 1-1 Big 12 Conference) its first loss of the campaign during the annual AT&T Red River Showdown, 24-17.

The victory marked the second in the last three seasons for the Longhorns over the Sooners, the sixth in the last 11 meetings between the two teams and boosted UT's all-time record against OU to 61-44-5.

A pair of Longhorns crossed the century mark rushing in the match-up with sophomore running back D'Onta Foreman leading the way with 117 yards, including a career-long 81-yard jaunt, and redshirt freshman quarterback Jerrod Heard adding 115 yards. The occurrence marked the second-straight 100-yard effort for Foreman as the Texas City, Texas, native became the first UT player to reach triple figures in consecutive games since Malcolm Brown had three straight to conclude the 2013 season (128 vs. Texas Tech, 131 at Baylor, 130 vs. Oregon).

The rushing yardage as a team for the Horns marked the first time Texas rushed for at least 300 yards in a single game since putting up 359 against New Mexico State on Aug. 31, 2013.



<div> <div>@LonghornFB</div> <div>TEXAS FOOTBALL</div> <div>#HookEm</div> </div>					
Game 7   Saturday, Oct. 24   Darrell K Royal-Texas Memorial Stadium					
<div> <div>3-4 (0-4)</div> <div>9</div> </div>	0	6	3	0	
<div> <div>3-4 (2-2)</div> <div>23</div> </div>	3	13	0	7	



#LightTheTower

Tyrone Swoopes scored 3 TD's in the "18 Wheeler" package to lead Texas over K-State, 23-9


18 | Tyrone Swoopes  
7 CARRIES | 50 YDS | 3 TDs | 52 YDS IN LATE 4TH QTR DRIVE

32 | Johnathan Gray  
18 CARRIES | 103 YDS | 46 YD LONG

14 | Dylan Haines  
4 TACKLES | 3 SOLO | 2 PBUS | 1 INT - SEVENTH OF CAREER

#### Put the T back in Texas

- 5 SACKS | 8 TFL | 1 INT
- ALLOWED ONLY 41 YARDS IN 1ST QUARTER
- HELD K-STATE TO 29% ON 3RD DOWNS
- ALLOWED 242 YARDS — 227 LESS THAN SEASON AVERAGE
- ALLOWED 0 PLAYS OF 20+ YDS
- FORCED K-STATE TO PUNT ON 7 OF 11 POSSESSIONS
- INTERCEPTION WITH 3:02 TO PLAY



TexasSports.com

@TexasSports

@Longhorn\_FB

AUSTIN, Texas — On a blustery Saturday afternoon with heavy rain falling throughout the contest at Darrell K Royal-Texas Memorial Stadium, Texas (3-4, 2-2 Big 12 Conference) rushed for 274 yards as a team and managed five sacks to battle past both the elements and Kansas State (3-4, 0-4 Big 12), 23-9.

Texas senior running back Johnathan Gray powered the Longhorns' offense with a season-high 103 rushing yards on 18 carries, marking the sixth 100-yard effort of his career. Junior quarterback Tyrone Swoopes came off the bench in the "18 Wheeler" package to score three touchdowns and accounted for all 52 rushing yards on Texas' game-clinching drive late in the fourth quarter. Redshirt freshman starting QB Jerrod Heard was 10-for-15 passing for 99 yards while contributing 61 more on the ground. Senior wide receiver Daje Johnson was credited with six catches for 41 yards, coming up just one grab short of equaling his career high set against Kansas and West Virginia in 2013.

UT's five sacks were just one shy of its season-best total of six established two weeks ago in the 24-17 triumph over nationally-ranked Oklahoma. As a team, Texas' offense out-gained the Wildcats by a commanding total of 373-242.

The Longhorns iced the game late in the fourth quarter after an interception by Dylan Haines halted K-State's attempt at a comeback. On the ensuing offensive drive for Texas, three consecutive Swoopes runs of 13, 29 and 10 yards proved the path to the end zone as UT took a 23-9 advantage.

<div> <div>@LonghornFB</div> <div>TEXAS FOOTBALL</div> <div>#HookEm</div> </div>					
Game 8   Saturday, Oct. 31   Jack Trice Stadium					
<div> <div>3-5 (2-3)</div> <div>24</div> </div>	7	3	7	7	
<div> <div>3-5 (2-3)</div> <div>0</div> </div>	0	0	0	0	0



Peter Jinkens led the team with 9 tackles and 2 sacks at Iowa State.

18 | Tyrone Swoopes  
6-of-13 PASSING | 59 YDS | 58 YDS RUSHING

32 | Johnathan Gray  
8 CARRIES | 23 YDS

6 | Daje Johnson  
6 REC | 37 YDS

19 | Peter Jinkens  
9 TACKLES | 6 SOLO | 2 TFL | 2 SACKS

9 | Davante Davis  
5 TACKLES | 5 SOLO | 1 TFL | 3 PBUS

21 | Duke Thomas  
7 TACKLES | 5 SOLO | 1 PBUS



TexasSports.com

@TexasSports

@Longhorn\_FB

AMES, Iowa -- Iowa State (3-5, 2-3 Big 12) knocked off Texas (3-5, 2-3 Big 12) by a 24-0 count Saturday evening at Jack Trice Stadium.

Texas quarterback Tyrone Swoopes led the Horns with his 58 yards on the ground and 59 yards in the air via six completions. Daje Johnson led the Horns' receiving contingent with six catches for 37 yards. Linebacker Peter Jinkens notched a game-high nine tackles and two sacks. Cornerback Davante Davis added three pass break-ups.

Iowa State drove 66 yards on its second possession and took a 7-0 lead behind Mike Warren's three-yard touchdown run with 8:38 left in the first quarter.

The Cyclones threatened to add a second touchdown late in the first half, but Texas cornerback Duke Thomas tipped a Joel Lanning pass that UT safety Jason Hall swatted out of the hands of Iowa State's Quenton Bundrage in the end zone.

ISU's Cole Netten booted a 27-yard field goal on the next play to give the Cyclones a 10-0 lead they took into halftime.

Iowa State pushed its lead to 17-0 when Lanning hit Dondre Daley for a 19-yard touchdown with 5:11 remaining in the third quarter. Joshua Thomas added a one-yard touchdown run to extend the Cyclones' lead to 24-0 with 2:10 left in the game.

Texas took over on its own 18 and drove deep into Iowa State territory on the game's final possession. Swoopes hit Johnathan Gray for five yards to the 23 before finding Andrew Beck for 22 yards to the Texas 45. Swoopes ran for 11 yards to the ISU 44 and six yards to the Cyclones' 38 before finding Johnson for 15 yards.



Game 9 | Saturday, Nov. 7 | Darrell K Royal-Texas Memorial Stadium



20	7	7	0	6
59	17	7	14	21



#LightTheTower

John Burt scored on an 84-yard TD reception on UT's first play from scrimmage.

**33 | D'Onta Foreman**  
12 CARRIES | 157 YDS | 2 TDS | 93 YD LONG

**18 | Tyrone Swoopes**  
6-OF-7 PASSING | 98 YDS | 1 TDS | 4 RUSH TDS

**1 | John Burt**  
4 REC | 113 YDS | 1 TDS | 84 YD LONG

#### Put the T back in Texas

- 6 SACKS | 7 TFL | 3 INT
- FORCED FOUR TURNOVERS
- SIX PLAYERS CONTRIBUTED TO TEAM 6.0 SACKS
- FRESHMAN DESHON ELLIOTT 2 INTS
- FIVE THREE-AND-OUTS
- 21 POINTS OFF TURNOVERS
- ALLOWED ONLY ONE SACK ON OFFENSE

#### Texas Inside the Numbers Kansas

598	Total Yards	426
299	Rushing Yards	192
299	Passing Yards	234
6-OF-13	3rd Downs	9-OF-20
6	Sacks	1

TexasSports.com

@TexasSports

@Longhorn\_FB

**AUSTIN, Texas** — On Saturday night at Darrell K Royal–Texas Memorial Stadium, Texas' offense rang up 598 total yards, including eight plays of 20-or-more yards, while the defense managed six sacks as the Longhorns (4-5, 3-3 Big 12 Conference) rolled past Kansas (0-9, 0-6 Big 12 Conference), 59-20.

The 59 points marked the first time that UT had scored 50-or-more in a contest since putting up 56 in a win over New Mexico State to open the 2013 campaign, a stretch of 33 games.

Texas redshirt freshman quarterback Jerrod Heard went 13-for-23 for 201 yards passing and tossed an 84-yard, first-quarter TD strike to freshman wide receiver John Burt. The TD toss marked the ninth longest passing play in school history, the second-longest thrown by a rookie quarterback and the third-longest catch by a freshman wide receiver in Texas history. Junior quarterback Tyrone Swoopes was 6-for-7 passing for 98 yards and rushed out of the "18 Wheeler" package for 59 yards with a career-high four rushing touchdowns.

Longhorns' sophomore running back D'Onta Foreman rushed for a career-high 157 of Texas' 299 team rushing yards and managed a career-long 93-yard TD scamper during the third quarter.

After stopping Kansas on its opening drive of the contest, Texas' offense needed just one play to take a quick 7-0 lead. Starting at the UT 16-yard line, Heard unleashed an 84-yard TD bomb to Burt, who promptly broke a tackle and raced for the opening score.

Game 10 | Saturday, Nov. 14 | Milan Puskar Stadium



38	7	14	7	10
20	10	0	7	3



D'Onta Foreman tallied 147 yards on 18 carries, including a 65-yard TD run.

**33 | D'Onta Foreman**  
18 CARRIES | 147 YDS | 1 TD | 65 YD LONG

**13 | Jerrod Heard**  
11-OF-18 PASSING | 162 YDS | 1 TD | 2 INT

**4 | Daje Johnson**  
4 REC | 76 YDS | 1 TD | 36 YD LONG

**46 | Malik Jefferson**  
11 TACKLES | 6 SOLO

**19 | Peter Jinkens**  
8 TACKLES | 5 SOLO | 1 SACK | 1 TFL

**9 | Davante Davis**  
6 TACKLES | 5 SOLO | 1 INT

#### Texas Inside the Numbers West Virginia

439	Total Yards	379
277	Rushing Yards	257
162	Passing Yards	122
9-OF-18	3rd Downs	4-OF-13
0	Pts off Turnovers	24

TexasSports.com

@TexasSports

@Longhorn\_FB

**MORGANTOWN, W. Va.** — West Virginia (5-4, 2-4 Big 12 Conference) turned five Longhorns turnovers into 24 crucial points as the Mountaineers knocked off Texas (4-6, 3-4 Big 12 Conference) on Saturday afternoon at Milan Puskar Stadium, 38-20.

Sophomore running back D'Onta Foreman powered the UT offense by gaining 147 rushing yards (his fourth 100-yard game this season) on a career-high 18 carries while scoring on a 65-yard scamper late in the first quarter. Redshirt freshman quarterback Jerrod Heard went 11-for-18 passing for 162 yards and a touchdown but also tossed two interceptions. Senior wide receiver Daje Johnson caught four passes for 76 yards and a score to lead the Texas receiving contingent, while freshman linebacker Malik Jefferson guided the defensive effort with 11 tackles, six of the solo variety.

For the game, the Longhorns out-gained West Virginia, 439-379, put up 277 yards on the ground and went 9-for-18 on third-down conversions, but were undermined by three fumbles and two picks.

With Texas' defense having stopped West Virginia on consecutive possessions to start the game, including the first interception of freshman cornerback Davante Davis' career, the Longhorns wasted little time in jumping to a 3-0 lead with 7:31 left in the first quarter. Bolstered by a key 30-yard pass from Heard to junior tight end Caleb Bluiett, the Burnt Orange & White moved 46 yards over eight plays with senior kicker Nick Rose completing the scoring drive on a 31-yard field goal.

Game 11 | Thursday, Nov. 26 | Darrell K Royal-Texas Memorial Stadium



48	0	17	10	21
45	0	10	14	21



Chris Warren, III, broke off for a 91-yard TD run for a Texas freshman record.

25 | Chris Warren, III.  
25 CARRIES | 276\* YDS | 4\* TD | 91 YD LONG | \* FRESH REC

18 | Tyrone Swoopes  
9-of-18 PASSING | 52 YDS | 15 CARRIES | 98 YDS | 2 TD

40 | Naashon Hughes  
10 TACKLES | 7 SOLO | 1.5 TFL | 1.5 SACKS

## Put the T back in Texas

- 4 SACKS | 11 TFL | 1 INT
- FORCED FOUR TURNOVERS
  - NINE PLAYERS CONTRIBUTED TO TEAM 11.0 TFL
  - HELD TECH TO 31% ON 3RD DOWNS (TECH NO. 1 IN FBS: 54%)
  - FORCED AND RECOVERED 3 FUMBLES
  - 10 POINTS OFF TURNOVERS
  - OFFENSE WENT 3-FOR-3 IN RED ZONE

## Texas | Inside the Numbers | Texas Tech



TexasSports.com

@TexasSports

@Longhorn\_FB

**AUSTIN, Texas** — Despite a Texas freshman record 276 yards and four touchdowns from running back Chris Warren III, the Longhorns (4-7, 3-5 Big 12 Conference) dropped a wild offensive shootout to Texas Tech (7-5, 4-5 Big 12) on a rainy Thanksgiving night at Darrell K Royal-Texas Memorial Stadium, 48-45.

In the very first start of his Burnt Orange & White career, Warren III broke off a 91-yard TD run, the fourth-longest rush in school history and the longest by a UT rookie, while registering the vast majority of Texas' season-high 403 total rushing yards. With his effort, the Rockwall, Texas, native also became the first Longhorns runner to reach the 200-yard mark since Jamaal Charles recorded 290 yards against Nebraska back on Oct. 27, 2007.

Junior quarterback Tyrone Swoopes went 9-for-18 for 52 yards through the air with an interception while rushing for 98 yards and a pair of touchdowns. The occurrence marked his third game of the season with multiple running scores.

In all, the two offenses combined for 1,132 total yards and six turnovers (four by TTU), with Texas Tech outgaining the Longhorns, 665-467.

Texas' defense made a positive opening statement on TTU's initial possession of the game. With the high-powered Red Raiders offense having driven into UT territory at the 29 but facing a fourth-and-9, a pass over the middle from Patrick Mahomes was picked off by junior safety Dylan Haines and returned 16 yards.



**2015 Texas Football**  
**Texas Game Results (as of Nov 26, 2015)**  
**All games**

<b>Date</b>	<b>Opponent</b>		<b>Score</b>	<b>Overall</b>	<b>Conference</b>	<b>Time</b>	<b>Attend</b>
Sep 05, 2015	at #11 Notre Dame	L	3-38	0-1	0-0	3:11	80795
Sep 12, 2015	RICE	W	42-28	1-1	0-0	3:05	86458
Sep 19, 2015	CALIFORNIA	L	44-45	1-2	0-0	3:53	91568
* Sep 26, 2015	#24 OKLAHOMA STATE	L	27-30	1-3	0-1	3:39	87073
* Oct 03, 2015	at #3 TCU	L	7-50	1-4	0-2	3:30	48694
* Oct 10, 2015	vs #10 Oklahoma	W	24-17	2-4	1-2	3:12	91546
* Oct 24, 2015	KANSAS STATE	W	23-9	3-4	2-2	3:18	88283
* Oct 31, 2015	at Iowa State	L	0-24	3-5	2-3	3:08	53616
* Nov 07, 2015	KANSAS	W	59-20	4-5	3-3	3:35	92529
* Nov 14, 2015	at West Virginia	L	20-38	4-6	3-4	3:06	56736
* Nov 26, 2015	TEXAS TECH	L	45-48	4-7	3-5	3:50	94299

**2015 Texas Football**  
**Texas Overall Team Statistics (as of Nov 26, 2015)**  
**All games**

<b>Team Statistics</b>	<b>UT</b>	<b>OPP</b>
SCORING	294	347
Points Per Game	26.7	31.5
Points Off Turnovers	76	55
FIRST DOWNS	187	277
Rushing	116	125
Passing	62	132
Penalty	9	20
RUSHING YARDAGE	2542	2235
Yards gained rushing	2889	2579
Yards lost rushing	347	344
Rushing Attempts	487	517
Average Per Rush	5.2	4.3
Average Per Game	231.1	203.2
TDs Rushing	26	19
PASSING YARDAGE	1600	2717
Comp-Att-Int	127-231-6	216-354-11
Average Per Pass	6.9	7.7
Average Per Catch	12.6	12.6
Average Per Game	145.5	247.0
TDs Passing	8	24
TOTAL OFFENSE	4142	4952
Total Plays	718	871
Average Per Play	5.8	5.7
Average Per Game	376.5	450.2
KICK RETURNS: #-Yards	44-837	12-316
PUNT RETURNS: #-Yards	22-277	13-50
INT RETURNS: #-Yards	11-193	6-22
KICK RETURN AVERAGE	19.0	26.3
PUNT RETURN AVERAGE	12.6	3.8
INT RETURN AVERAGE	17.5	3.7
FUMBLES-LOST	13-8	21-10
PENALTIES-Yards	70-649	61-518
Average Per Game	59.0	47.1
PUNTS-Yards	71-2936	62-2459
Average Per Punt	41.4	39.7
Net punt average	39.2	33.6
KICKOFFS-Yards	57-3583	67-3976
Average Per Kick	62.9	59.3
Net kick average	39.3	40.5
TIME OF POSSESSION/Game	27:04	32:56
3RD-DOWN Conversions	58/158	80/174
3rd-Down Pct	37%	46%
4TH-DOWN Conversions	6/14	7/12
4th-Down Pct	43%	58%
SACKS BY-Yards	36-231	31-203
MISC YARDS	0	0
TOUCHDOWNS SCORED	38	44
FIELD GOALS-ATTEMPTS	10-13	13-16
ON-SIDE KICKS	1-3	1-1
RED-ZONE SCORES	(27-31) 87%	(44-48) 92%
RED-ZONE TOUCHDOWNS	(19-31) 61%	(33-48) 69%
PAT-ATTEMPTS	(36-37) 97%	(42-42) 100%
ATTENDANCE	540210	239841
Games/Avg Per Game	6/90035	4/59960
Neutral Site Games		1/91546

<b>Score by Quarters</b>	<b>1st</b>	<b>2nd</b>	<b>3rd</b>	<b>4th</b>	<b>OT</b>	<b>Total</b>
Texas	78	61	69	86	0	294
Opponents	86	94	86	81	0	347

**2015 Texas Football**  
**Texas Overall Individual Statistics (as of Nov 26, 2015)**  
**All games**

<b>Rushing</b>	<b>gp</b>	<b>att</b>	<b>gain</b>	<b>loss</b>	<b>net</b>	<b>avg</b>	<b>td</b>	<b>lg</b>	<b>avg/g</b>
Foreman, D'Onta	10	95	708	27	681	7.2	5	93	68.1
Heard, Jerrod	11	136	759	203	556	4.1	3	45	50.5
Gray, Johnathan	10	123	506	17	489	4.0	3	46	48.9
Swoopes, Tyrone	10	64	444	45	399	6.2	11	46	39.9
Warren III, Chris	7	43	365	1	364	8.5	4	91	52.0
Johnson, Kirk	6	8	51	7	44	5.5	0	32	7.3
Johnson, Daje	10	6	34	6	28	4.7	0	9	2.8
Holtz, Trey	9	2	10	0	10	5.0	0	10	1.1
McNeal, DeAndre	8	1	9	0	9	9.0	0	9	1.1
Foreman, Armanti	9	2	2	0	2	1.0	0	2	0.2
Davis, Gaston	1	1	1	0	1	1.0	0	1	1.0
Burt, John	11	1	0	2	-2	-2.0	0	0	-0.2
TEAM	9	5	0	39	-39	-7.8	0	0	-4.3
Total	11	487	2889	347	2542	5.2	26	93	231.1
Opponents	11	517	2579	344	2235	4.3	19	74	203.2

<b>Passing</b>	<b>gp</b>	<b>effic</b>	<b>comp-att-int</b>	<b>pct</b>	<b>yds</b>	<b>td</b>	<b>lg</b>	<b>avg/g</b>
Heard, Jerrod	11	127.69	92-157-5	58.6	1214	5	84	110.4
Swoopes, Tyrone	10	101.79	35-74-1	47.3	386	3	48	38.6
Total	11	119.39	127-231-6	55.0	1600	8	84	145.5
Opponents	11	141.65	216-354-11	61.0	2717	24	66	247.0

<b>Receiving</b>	<b>gp</b>	<b>no.</b>	<b>yds</b>	<b>avg</b>	<b>td</b>	<b>lg</b>	<b>avg/g</b>
Johnson, Daje	10	34	364	10.7	1	54	36.4
Burt, John	11	24	436	18.2	2	84	39.6
Johnson, Marcus	9	12	130	10.8	1	47	14.4
Foreman, Armanti	9	11	182	16.5	2	40	20.2
Bluiett, Caleb	11	7	110	15.7	1	30	10.0
Gray, Johnathan	10	6	84	14.0	0	26	8.4
Beck, Andrew	11	6	61	10.2	0	22	5.5
Warrick, Jacorey	6	6	35	5.8	0	21	5.8
Foreman, D'Onta	10	5	64	12.8	0	22	6.4
Joe, Lorenzo	10	4	73	18.2	1	37	7.3
Warren III, Chris	7	4	9	2.2	0	9	1.3
De La Torre, Alex	10	3	24	8.0	0	13	2.4
Newsome, Ryan	6	3	21	7.0	0	8	3.5
Bernard, Roderick	10	1	4	4.0	0	4	0.4
Heard, Jerrod	11	1	3	3.0	0	3	0.3
Total	11	127	1600	12.6	8	84	145.5
Opponents	11	216	2717	12.6	24	66	247.0

<b>Punt Returns</b>	<b>no.</b>	<b>yds</b>	<b>avg</b>	<b>td</b>	<b>lg</b>
Johnson, Daje	20	222	11.1	1	85
Thomas, Duke	2	55	27.5	0	56
Total	22	277	12.6	1	85
Opponents	13	50	3.8	0	27

<b>Interceptions</b>	<b>no.</b>	<b>yds</b>	<b>avg</b>	<b>td</b>	<b>lg</b>
Haines, Dylan	5	102	20.4	0	36
Elliott, DeShon	2	5	2.5	0	5
Hill, Holton	1	41	41.0	1	41
Hager, Breckyn	1	10	10.0	0	10
Hall, Jason	1	35	35.0	0	31
Davis, Davante	1	0	0.0	0	0
Total	11	193	17.5	1	41
Opponents	6	22	3.7	0	22

<b>Kick Returns</b>	<b>no.</b>	<b>yds</b>	<b>avg</b>	<b>td</b>	<b>lg</b>
Johnson, Daje	21	476	22.7	0	54
Boyd, Kris	9	185	20.6	0	36
Newsome, Ryan	4	70	17.5	0	23
Johnson, Kirk	2	20	10.0	0	10
Thomas, Duke	2	23	11.5	0	24
Gray, Johnathan	2	18	9.0	0	13
Beck, Andrew	1	8	8.0	0	8
Warrick, Jacorey	1	12	12.0	0	12
Foreman, D'Onta	1	25	25.0	0	25
Vasser, Quincy	1	0	0.0	0	0
Total	44	837	19.0	0	54
Opponents	12	316	26.3	0	46

<b>Fumble Returns</b>	<b>no.</b>	<b>yds</b>	<b>avg</b>	<b>td</b>	<b>lg</b>
Ridgeway, Hassa	2	26	13.0	1	34
Jackson, Desmon	1	7	7.0	0	7
Jefferson, Malik	1	26	26.0	1	26
Total	4	59	14.8	2	34
Opponents	2	45	22.5	1	42

**2015 Texas Football**  
**Texas Overall Individual Statistics (as of Nov 26, 2015)**  
**All games**

Scoring	td	fg	PAT				dxd	saf	pts
			kick	rush	rcv	pass			
Rose, Nick	-	10-13	36-37	-	-	-	-	-	66
Swoopes, Tyrone	11	-	-	-	-	-	-	-	66
Foreman, D'Onta	5	-	-	-	-	-	-	-	30
Warren III, Chris	4	-	-	-	-	-	-	-	24
Gray, Johnathan	3	-	-	-	-	-	-	-	18
Heard, Jerrod	3	-	-	-	-	-	-	-	18
Foreman, Armanti	2	-	-	-	-	-	-	-	12
Burt, John	2	-	-	-	-	-	-	-	12
Johnson, Daje	2	-	-	-	-	-	-	-	12
Bluiett, Caleb	1	-	-	-	-	-	-	-	6
Johnson, Marcus	1	-	-	-	-	-	-	-	6
Joe, Lorenzo	1	-	-	-	-	-	-	-	6
Jefferson, Malik	1	-	-	-	-	-	-	-	6
Hill, Holton	1	-	-	-	-	-	-	-	6
Ridgeway, Hassa	1	-	-	-	-	-	-	-	6
TEAM	-	-	-	0-1	-	-	-	-	0
Total	38	10-13	36-37	0-1	-	-	-	-	294
Opponents	44	13-16	42-42	0-1	-	0-1	-	1	347

Total Offense	g	plays	rush	pass	total	avg/g
Heard, Jerrod	11	293	556	1214	1770	160.9
Swoopes, Tyrone	10	138	399	386	785	78.5
Foreman, D'Onta	10	95	681	0	681	68.1
Gray, Johnathan	10	123	489	0	489	48.9
Warren III, Chris	7	43	364	0	364	52.0
Johnson, Kirk	6	8	44	0	44	7.3
Johnson, Daje	10	6	28	0	28	2.8
Holtz, Trey	9	2	10	0	10	1.1
McNeal, DeAndre	8	1	9	0	9	1.1
Foreman, Armanti	9	2	2	0	2	0.2
Davis, Gaston	1	1	1	0	1	1.0
Burt, John	11	1	-2	0	-2	-0.2
TEAM	9	5	-39	0	-39	-4.3
Total	11	718	2542	1600	4142	376.5
Opponents	11	871	2235	2717	4952	450.2

Field Goals	fg	pct.	01-19	20-29	30-39	40-49	50-99	lg	blk
Rose, Nick	10-13	76.9	0-0	4-4	3-4	3-4	0-1	46	0

FG Sequence	Texas	Opponents
Notre Dame	52,(41)	(38),45
RICE	-	-
California	(27)	44,(34)
Oklahoma State	(41),(46)	(34),(41),(40)
TCU	39,40	(23),(41)
Oklahoma	(27)	(21)
Kansas State	(28)	(36)
Iowa State	-	(28)
Kansas	(29)	26
West Virginia	(31),(34)	(19)
Texas Tech	(32)	(51),(38)

Punting	no.	yds	avg	lg	tb	fc	i20	50+	blk
Dickson, Michael	71	2936	41.4	63	5	29	17	17	0
Total	71	2936	41.4	63	5	29	17	17	0
Opponents	62	2459	39.7	58	5	9	32	6	0

Kickoffs	no.	yds	avg	tb	ob	retn	net	ydln
Rose, Nick	57	3583	62.9	41	3			
Total	57	3583	62.9	41	3	26.3	39.3	25
Opponents	67	3976	59.3	17	2	19.0	40.5	24

Numbers in (parentheses) indicate field goal was made.



**2015 Texas Football**  
**Texas Overall Individual Statistics (as of Nov 26, 2015)**  
**All games**

<u>All Purpose</u>	<u>g</u>	<u>rush</u>	<u>rcv</u>	<u>pr</u>	<u>kr</u>	<u>ir</u>	<u>total</u>	<u>avg/g</u>
Johnson, Daje	10	28	364	222	476	0	1090	109.0
Foreman, D'Ont	10	681	64	0	25	0	770	77.0
Gray, Johnathan	10	489	84	0	18	0	591	59.1
Heard, Jerrod	11	556	3	0	0	0	559	50.8
Burt, John	11	-2	436	0	0	0	434	39.5
Swoopes, Tyron	10	399	0	0	0	0	399	39.9
Warren III, Chris	7	364	9	0	0	0	373	53.3
Boyd, Kris	11	0	0	0	185	0	185	16.8
Foreman, Arman	9	2	182	0	0	0	184	20.4
Johnson, Marcu	9	0	130	0	0	0	130	14.4
Bluiett, Caleb	11	0	110	0	0	0	110	10.0
Haines, Dylan	11	0	0	0	0	102	102	9.3
Newsome, Ryan	6	0	21	0	70	0	91	15.2
Thomas, Duke	11	0	0	55	23	0	78	7.1
Joe, Lorenzo	10	0	73	0	0	0	73	7.3
Beck, Andrew	11	0	61	0	8	0	69	6.3
Johnson, Kirk	6	44	0	0	20	0	64	10.7
Warrick, Jacorey	6	0	35	0	12	0	47	7.8
Hill, Holton	11	0	0	0	0	41	41	3.7
Hall, Jason	11	0	0	0	0	35	35	3.2
De La Torre, Ale	10	0	24	0	0	0	24	2.4
Holtz, Trey	9	10	0	0	0	0	10	1.1
Hager, Breckyn	8	0	0	0	0	10	10	1.2
McNeal, DeAndr	8	9	0	0	0	0	9	1.1
Elliott, DeShon	5	0	0	0	0	5	5	1.0
Bernard, Roderi	10	0	4	0	0	0	4	0.4
Davis, Gaston	1	1	0	0	0	0	1	1.0
TEAM	9	-39	0	0	0	0	-39	-4.3
Total	11	2542	1600	277	837	193	5449	495.4
Opponents	11	2235	2717	50	316	22	5340	485.5

**2015 Texas Football**  
**Texas Overall Defensive Statistics (as of Nov 26, 2015)**  
**All games**

#	Defensive Leaders	gp	Tackles				Sacks no-yds	Pass defense			Fumbles		blkd	
			ua	a	tot	tfl/yds		int-yds	brup	qbh	rcv-yds	ff	kick	saf
19	Jenkins, Peter	11	46	29	75	9.5-43	6.5-38	.	.	4	.	.	.	.
46	Jefferson, Malik	11	37	24	61	7.0-23	2.5-12	.	3	6	1-26	1	.	.
21	Thomas, Duke	11	39	15	54	3.0-12	.	.	4	1	.	.	.	.
40	Hughes, Naashon	11	32	17	49	7.0-35	4.5-32	.	1	4	.	1	.	.
14	Haines, Dylan	11	37	10	47	3.0-17	1.0-14	5-102	3	.	.	.	.	.
31	Hall, Jason	11	28	17	45	0.5-1	.	1-35	2	.	.	1	.	.
5	Hill, Holton	11	33	12	45	1.0-2	.	1-41	2	.	1-0	.	.	.
98	Ridgeway, Hassa	11	24	12	36	6.5-21	3.5-16	.	.	2	2-26	.	.	.
95	Ford, Poona	11	19	14	33	6.0-29	2.5-21	.	1	.	.	.	.	.
45	Wheeler, Anthony	11	18	12	30	1.0-5	.	.	.	.	.	.	.	.
9	Davis, Davante	11	24	5	29	1.0-3	.	1-0	7	.	.	.	.	.
99	Jackson, Desmon	10	18	11	29	2.5-10	1.5-9	.	.	1	1-7	.	.	.
93	Boyette Jr., Paul	11	21	7	28	6.0-16	3.0-10	.	2	3	1-0	.	.	.
24	Bonney, John	11	22	5	27	2.0-9	1.0-8	.	1	1	.	1	.	.
91	Cottrell, Bryce	11	15	11	26	6.5-34	4.0-28	.	1	3	.	.	.	.
30	Cole, Timothy	10	18	7	25	1.0-8	1.0-8	.	.	1	.	.	.	.
1D	Davis, Shiro	10	15	10	25	5.5-30	2.0-20	.	.	3	.	2	.	.
90	Omenihu, Char	11	15	2	17	1.0-1	.	.	.	.	1-0	1	.	.
2	Boyd, Kris	11	9	7	16	.	.	.	.	.	.	1	.	.
1K	Vaccaro, Kevin	9	11	4	15	.	.	.	1	.	.	1	.	.
44	Hager, Breckyn	8	7	4	11	.	.	1-10	.	.	.	.	.	.
4E	Elliott, DeShon	5	8	1	9	.	.	2-5	.	.	.	1	.	.
2D	Davis, Antwuan	11	6	2	8	.	.	.	1	.	1-0	.	.	.
35	Freeman, Edwin	4	6	2	8	3.0-6	.	.	.	.	.	1	.	.
92	Vasser, Quincy	7	4	3	7	.	.	.	.	.	.	.	.	.
1L	Locke III, P.J.	11	5	2	7	.	.	.	1	.	.	.	.	.
49	Roberson, Deric	8	3	2	5	2.0-6	2.0-6	.	.	1	.	1	.	.
97	Nelson, Chris	7	2	2	4	1.0-9	1.0-9	.	.	1	.	.	.	.
15	Echols, Bryson	6	1	2	3	.	.	.	.	.	.	.	.	.
8	Leonard, Dorian	11	2	1	3	.	.	.	.	.	.	.	.	.
96	McMillon, Jake	11	1	2	3	.	.	.	.	.	.	.	.	.
42	Bluiett, Caleb	11	1	1	2	.	.	.	.	.	.	.	.	.
86	Oliver, Jake	6	2	.	2	.	.	.	.	.	.	.	.	.
66	Flowers, Sedrick	11	1	.	1	.	.	.	.	.	.	.	.	.
11	Warrick, Jacorey	6	1	.	1	.	.	.	.	.	.	.	.	.
36	De La Torre, Alex	10	1	.	1	.	.	.	.	.	.	.	.	.
88	Templin, Ty	2	1	.	1	.	.	.	.	.	.	.	.	.
6	McNeal, DeAndre	8	1	.	1	.	.	.	.	.	.	.	.	.
41	Houston, Tristian	1	.	1	1	.	.	.	.	.	.	.	.	.
1M	Dickson, Michael	11	1	.	1	.	.	.	.	.	.	.	.	.
32	Gray, Johnathan	10	1	.	1	.	.	.	.	.	.	.	.	.
47	Beck, Andrew	11	1	.	1	.	.	.	.	.	.	.	.	.
2J	Johnson, Kirk	6	.	.	.	.	.	.	.	.	2-0	.	.	.
Total		11	537	256	793	76-320	36-231	11-193	30	31	10-59	12	.	.
Opponents		11	477	240	717	79-305	31-203	6-22	24	20	8-45	8	.	1

**2015 Texas Football**  
**Texas Team Game-by-Game (as of Nov 26, 2015)**  
**All games**

**TEAM STATISTICS**

Date	Opponent	Rushing				Receiving				Passing				Kick Returns				Punt Returns				tot off
		no.	yds	td	lg	no.	yds	td	lg	cmp-att-int	yds	td	lg	no.	yds	td	lg	no.	yds	td	lg	
Sep 05	at Notre Dame	29	60	0	11	8	103	0	48	8-23-0	103	0	48	6	125	0	24	2	3	0	3	163
Sep 12	RICE	28	149	2	35	5	128	2	69	5-10-0	128	2	69	2	60	0	35	4	175	1	85	277
Sep 19	CALIFORNIA	52	286	6	45	20	364	0	54	20-31-1	364	0	54	3	26	0	13	0	0	0	0	650
Sep 26	OKLAHOMA STATE	42	171	1	42	9	119	0	47	9-17-1	119	0	47	5	100	0	26	3	36	0	23	290
Oct 03	at TCU	51	191	0	17	13	122	1	36	13-28-0	122	1	36	4	64	0	19	1	0	0	0	313
Oct 10	vs Oklahoma	58	313	1	81	9	55	2	24	9-12-0	55	2	24	2	63	0	36	0	0	0	0	368
Oct 24	KANSAS STATE	53	274	3	46	10	99	0	28	10-16-0	99	0	28	3	44	0	30	2	-1	0	0	373
Oct 31	at Iowa State	32	119	0	13	12	85	0	22	12-22-1	85	0	22	4	52	0	27	2	0	0	0	204
Nov 07	KANSAS	40	299	6	93	19	299	2	84	19-30-0	299	2	84	4	70	0	29	3	18	0	14	598
Nov 14	at West Virginia	54	277	1	65	11	162	1	37	11-19-2	162	1	37	6	85	0	22	1	0	0	0	439
Nov 26	TEXAS TECH	48	403	6	91	11	64	0	9	11-23-1	64	0	9	5	148	0	54	4	46	0	22	467
		487	2542	26	93	127	1600	8	84	127-231-6	1600	8	84	44	837	0	54	22	277	1	85	4142
Opponents		517	2235	19	74	216	2717	24	66	216-354-11	2717	24	66	12	316	0	46	13	50	0	27	4952

Games: 11 • Avg/rush: 5.2 • Avg/catch: 12.6 • Pass effic: 119.39 • KR avg: 19.0 • PR avg: 12.6 • All purpose avg/game: 495.4 • Total offense avg/gm: 376.5

Date	Opponent	Tackles				Sacks		Fumble		Pass Defense			blkd	PAT Attempts			off		
		ua	a	total	tfl-yds	no-yds	ff	fr-yds		int-yds	qbh	brup	kick	kick	rush	rcv	saf	t/o	pts
Sep 05	at Notre Dame	41	36	77	9.0-39	1.0-12	1	0-0		0-0	2	0	0	0-0	0	0	0	0	3
Sep 12	RICE	59	24	83	6.0-31	2.0-23	1	2-26		3-66	5	0	0	6-6	0	0	0	7	42
Sep 19	CALIFORNIA	47	18	65	4.0-21	1.0-14	2	2-7		0-0	3	2	0	5-6	0	0	0	10	44
Sep 26	OKLAHOMA STATE	53	26	79	8.0-32	3.0-24	0	1-34		2-70	3	3	0	3-3	0	0	0	14	27
Oct 03	at TCU	39	22	61	2.0-4	0.0-0	1	0-0		0-0	3	7	0	1-1	0	0	0	0	7
Oct 10	vs Oklahoma	52	14	66	8.0-50	6.0-45	1	1-0		0-0	2	1	0	3-3	0	0	0	7	24
Oct 24	KANSAS STATE	40	18	58	8.0-41	5.0-33	1	0-0		1-0	1	4	0	2-2	0	0	0	7	23
Oct 31	at Iowa State	53	38	91	8.0-22	6.0-18	0	0-0		0-0	1	6	0	0-0	0	0	0	0	0
Nov 07	KANSAS	54	20	74	7.0-39	6.0-37	2	1-0		3-41	6	3	0	8-8	0	0	0	21	59
Nov 14	at West Virginia	45	20	65	5.0-10	2.0-5	0	0-0		1-0	0	0	0	2-2	0	0	0	0	20
Nov 26	TEXAS TECH	54	20	74	11.0-31	4.0-20	3	3--8		1-16	5	4	0	6-6	0	0	0	10	45
		537	256	793	76.0-320	36.0-231	12	10-59		11-193	31	30	0	36-37	0	0	0	76	294
Opponents		477	240	717	79.0-305	31.0-203	8	8-45		6-22	20	24	0	42-42	0	0	1	55	347

Date	Opponent	Punting										Field Goals			Kickoffs				
		no.	yds	avg	long	blkd	tb	fc	50+	i20		md-att	long	blkd	no.	yds	avg	tb	ob
Sep 05	at Notre Dame	10	423	42.3	56	0	0	3	3	2		1-2	41	0	2	130	65.0	1	0
Sep 12	RICE	5	183	36.6	59	0	0	2	1	3		0-0	0	0	7	440	62.9	6	0
Sep 19	CALIFORNIA	3	129	43.0	50	0	1	2	1	1		1-1	27	0	7	407	58.1	6	1
Sep 26	OKLAHOMA STATE	7	266	38.0	58	0	0	3	3	3		2-2	46	0	6	390	65.0	6	0
Oct 03	at TCU	8	328	41.0	57	0	1	5	1	0		0-2	0	0	3	183	61.0	1	1
Oct 10	vs Oklahoma	6	250	41.7	53	0	0	3	1	1		1-1	27	0	5	331	66.2	2	0
Oct 24	KANSAS STATE	6	222	37.0	51	0	1	0	1	1		1-1	28	0	4	258	64.5	1	0
Oct 31	at Iowa State	9	412	45.8	57	0	0	5	3	3		0-0	0	0	1	65	65.0	1	0
Nov 07	KANSAS	5	213	42.6	63	0	1	1	1	1		1-1	29	0	10	609	60.9	8	0
Nov 14	at West Virginia	4	175	43.8	54	0	1	2	2	0		2-2	34	0	5	325	65.0	5	0
Nov 26	TEXAS TECH	8	335	41.9	49	0	0	3	0	2		1-1	32	0	7	445	63.6	4	1
		71	2936	41.4	63	0	5	29	17	17		10-13	46	0	57	3583	62.9	41	3
Opponents		62	2459	39.7	58	0	5	9	6	32		13-16	51	0	67	3976	59.3	17	2

# 2015 Texas Football

## Texas Opponent Game-by-Game (as of Nov 26, 2015)

### All games

#### OPPONENT STATISTICS

Date	Opponent	Rushing				Receiving				Passing				Kick Returns				Punt Returns				tot off
		no.	yds	td	lg	no.	yds	td	lg	cmp-att-int	yds	td	lg	no.	yds	td	lg	no.	yds	td	lg	
Sep 05	at Notre Dame	52	214	2	25	19	313	3	66	19-23-0	313	3	66	1	10	0	10	3	-1	0	5	527
Sep 12	RICE	58	228	2	22	23	234	2	25	23-38-3	234	2	25	1	46	0	46	0	0	0	0	462
Sep 19	CALIFORNIA	41	280	3	74	27	268	3	24	27-37-0	268	3	24	0	0	0	0	0	0	0	0	548
Sep 26	OKLAHOMA STATE	46	103	1	16	24	292	2	31	24-36-2	292	2	31	0	0	0	0	2	2	0	8	395
Oct 03	at TCU	42	228	0	24	22	376	6	50	22-38-0	376	6	50	1	26	0	26	1	4	0	0	604
Oct 10	vs Oklahoma	37	67	1	15	20	211	1	50	20-28-0	211	1	50	3	81	0	28	2	9	0	7	278
Oct 24	KANSAS STATE	37	135	0	22	11	107	1	16	11-24-1	107	1	16	3	72	0	34	1	11	0	11	242
Oct 31	at Iowa State	54	238	2	20	19	188	1	22	19-38-0	188	1	22	0	0	0	0	2	37	0	27	426
Nov 07	KANSAS	48	192	1	23	19	234	2	32	19-41-3	234	2	32	1	21	0	21	2	-12	0	0	426
Nov 14	at West Virginia	51	257	2	27	10	122	2	53	10-12-1	122	2	53	0	0	0	0	0	0	0	0	379
Nov 26	TEXAS TECH	51	293	5	40	22	372	1	65	22-39-1	372	1	65	2	60	0	30	0	0	0	0	665
		517	2235	19	74	216	2717	24	66	216-354-11	2717	24	66	12	316	0	46	13	50	0	27	4952
Texas		487	2542	26	93	127	1600	8	84	127-231-6	1600	8	84	44	837	0	54	22	277	1	85	4142

Games: 11 • Avg/rush: 4.3 • Avg/catch: 12.6 • Pass effic: 141.65 • KR avg: 26.3 • PR avg: 3.8 • All purpose avg/game: 485.5 • Total offense avg/gm: 450.2

Date	Opponent	Tackles				Sacks		Fumble		Pass Defense			blkd	PAT Attempts			off		
		ua	a	total	tfl-yds	no-yds	ff	fr-yds		int-yds	qbh	brup	kick	kick	rush	rcv	saf	t/o	pts
Sep 05	at Notre Dame	26	30	56	7.0-40	4.0-31	0	0-0		0-0	8	2	0	5-5	0	0	0	0	38
Sep 12	RICE	31	6	37	5.0-13	1.0-3	1	1-0		0-0	2	1	0	4-4	0	0	0	7	28
Sep 19	CALIFORNIA	52	16	68	5.0-20	2.0-13	1	1-0		1-22	2	1	0	6-6	0	0	0	10	45
Sep 26	OKLAHOMA STATE	45	20	65	12.0-62	7.0-54	0	0-0		1-0	0	1	0	3-3	0	0	0	0	30
Oct 03	at TCU	39	48	87	8.0-33	3.0-23	1	1-0		0-0	3	3	0	6-6	0	0	1	7	50
Oct 10	vs Oklahoma	45	26	71	6.0-16	2.0-10	0	0-0		0-0	2	1	0	2-2	0	0	0	0	17
Oct 24	KANSAS STATE	51	14	65	8.0-24	1.0-5	0	0-0		0-0	0	1	0	0-0	0	0	0	0	9
Oct 31	at Iowa State	37	24	61	7.0-23	3.0-12	0	0-0		1-0	1	5	0	3-3	0	0	0	0	24
Nov 07	KANSAS	49	16	65	7.0-24	1.0-14	2	1-3		0-0	2	4	0	2-2	0	0	0	0	20
Nov 14	at West Virginia	58	12	70	6.0-18	3.0-12	2	3-42		2-0	0	3	0	5-5	0	0	0	24	38
Nov 26	TEXAS TECH	44	28	72	8.0-32	4.0-26	1	1-0		1-0	0	2	0	6-6	0	0	0	7	48
		477	240	717	79.0-305	31.0-203	8	8-45		6-22	20	24	0	42-42	0	0	1	55	347
Texas		537	256	793	76.0-320	36.0-231	12	10-59		11-193	31	30	0	36-37	0	0	0	76	294

Date	Opponent	Punting										Field Goals			Kickoffs				
		no.	yds	avg	long	blkd	tb	fc	50+	i20		md-att	long	blkd	no.	yds	avg	tb	ob
Sep 05	at Notre Dame	4	165	41.2	50	0	1	1	1	3		1-2	38	0	7	426	60.9	0	1
Sep 12	RICE	5	199	39.8	47	0	0	0	0	0		0-0	0	0	4	250	62.5	1	1
Sep 19	CALIFORNIA	4	132	33.0	45	0	0	0	0	2		1-2	34	0	8	417	52.1	3	0
Sep 26	OKLAHOMA STATE	5	194	38.8	44	0	1	0	0	2		3-3	41	0	7	428	61.1	2	0
Oct 03	at TCU	6	252	42.0	48	0	0	1	0	5		2-2	41	0	9	573	63.7	5	0
Oct 10	vs Oklahoma	7	277	39.6	46	0	0	4	0	4		1-1	21	0	4	265	66.2	2	0
Oct 24	KANSAS STATE	7	283	40.4	58	0	3	0	1	1		1-1	36	0	3	170	56.7	0	0
Oct 31	at Iowa State	6	223	37.2	47	0	0	2	0	5		1-1	28	0	5	273	54.6	1	0
Nov 07	KANSAS	6	263	43.8	58	0	0	0	2	3		0-1	0	0	4	253	63.2	0	0
Nov 14	at West Virginia	6	240	40.0	51	0	0	0	2	3		1-1	19	0	7	414	59.1	1	0
Nov 26	TEXAS TECH	6	231	38.5	43	0	0	1	0	4		2-2	51	0	9	507	56.3	2	0
		62	2459	39.7	58	0	5	9	6	32		13-16	51	0	67	3976	59.3	17	2
Texas		71	2936	41.4	63	0	5	29	17	17		10-13	46	0	57	3583	62.9	41	3



**2015 Texas Football**  
**Texas Game Superlatives (as of Nov 26, 2015)**  
**All games**

**INDIVIDUAL GAME HIGHS**

Rushes	25	Warren III, Chris vs Texas Tech (Nov 26, 2015)
Yards Rushing	276	Warren III, Chris vs Texas Tech (Nov 26, 2015)
TD Rushes	4	Swoopes, Tyrone vs Kansas (Nov 07, 2015)
	4	Warren III, Chris vs Texas Tech (Nov 26, 2015)
Long Rush	93	Foreman, D'Onta vs Kansas (Nov 07, 2015)
Pass attempts	31	Heard, Jerrod vs California (Sep 19, 2015)
Pass completions	20	Heard, Jerrod vs California (Sep 19, 2015)
Yards Passing	364	Heard, Jerrod vs California (Sep 19, 2015)
TD Passes	2	Heard, Jerrod vs RICE (Sep 12, 2015)
Long Pass	84	Heard, Jerrod vs Kansas (Nov 07, 2015)
Receptions	6	Johnson, Daje at Notre Dame (Sep 05, 2015)
	6	Johnson, Daje vs Kansas State (Oct 24, 2015)
	6	Johnson, Daje at Iowa State (Oct 31, 2015)
Yards Receiving	145	Johnson, Daje vs California (Sep 19, 2015)
TD Receptions	1	Burt, John vs RICE (Sep 12, 2015)
	1	Foreman, Armanti vs RICE (Sep 12, 2015)
	1	Joe, Lorenzo at TCU (Oct 03, 2015)
	1	Johnson, Marcus vs Oklahoma (Oct 10, 2015)
	1	Bluiett, Caleb vs Oklahoma (Oct 10, 2015)
	1	Burt, John vs Kansas (Nov 07, 2015)
	1	Foreman, Armanti vs Kansas (Nov 07, 2015)
	1	Johnson, Daje at West Virginia (Nov 14, 2015)
Long Reception	84	Burt, John vs Kansas (Nov 07, 2015)
Field Goals	2	Rose, Nick vs Oklahoma State (Sep 26, 2015)
	2	Rose, Nick at West Virginia (Nov 14, 2015)
Long Field Goal	46	Rose, Nick vs Oklahoma State (Sep 26, 2015)
Punts	10	Dickson, Michael at Notre Dame (Sep 05, 2015)
Punting Avg	45.8	Dickson, Michael at Iowa State (Oct 31, 2015)
Long Punt	63	Dickson, Michael vs Kansas (Nov 07, 2015)
Punts inside 20	3	Dickson, Michael vs RICE (Sep 12, 2015)
	3	Dickson, Michael vs Oklahoma State (Sep 26, 2015)
	3	Dickson, Michael at Iowa State (Oct 31, 2015)
Long Punt Return	85	Johnson, Daje vs RICE (Sep 12, 2015)
Long Kickoff Return	54	Johnson, Daje vs Texas Tech (Nov 26, 2015)
Tackles	11	Jefferson, Malik at West Virginia (Nov 14, 2015)
Sacks	2.0	Jefferson, Malik vs Oklahoma (Oct 10, 2015)
	2.0	Jinkens, Peter at Iowa State (Oct 31, 2015)
Tackles For Loss	2.5	Jefferson, Malik at Notre Dame (Sep 05, 2015)
Interceptions	2	Elliott, DeShon vs Kansas (Nov 07, 2015)

**2015 Texas Football**  
**Texas Game Superlatives (as of Nov 26, 2015)**  
**All games**

**TEAM GAME HIGHS**

Rushes	58	vs Oklahoma (Oct 10, 2015)
Yards Rushing	403	vs Texas Tech (Nov 26, 2015)
Yards Per Rush	8.4	vs Texas Tech (Nov 26, 2015)
TD Rushes	6	vs California (Sep 19, 2015)
	6	vs Kansas (Nov 07, 2015)
	6	vs Texas Tech (Nov 26, 2015)
Pass attempts	31	vs California (Sep 19, 2015)
Pass completions	20	vs California (Sep 19, 2015)
Yards Passing	364	vs California (Sep 19, 2015)
Yards Per Pass	12.8	vs RICE (Sep 12, 2015)
TD Passes	2	vs RICE (Sep 12, 2015)
	2	vs Oklahoma (Oct 10, 2015)
	2	vs Kansas (Nov 07, 2015)
Total Plays	83	vs California (Sep 19, 2015)
Total Offense	650	vs California (Sep 19, 2015)
Yards Per Play	8.5	vs Kansas (Nov 07, 2015)
Points	59	vs Kansas (Nov 07, 2015)
Sacks By	6	vs Oklahoma (Oct 10, 2015)
	6	at Iowa State (Oct 31, 2015)
	6	vs Kansas (Nov 07, 2015)
First Downs	28	vs California (Sep 19, 2015)
Penalties	16	vs Oklahoma State (Sep 26, 2015)
Penalty Yards	128	vs Oklahoma State (Sep 26, 2015)
Turnovers	5	at West Virginia (Nov 14, 2015)
Interceptions By	3	vs RICE (Sep 12, 2015)
	3	vs Kansas (Nov 07, 2015)
Punts	10	at Notre Dame (Sep 05, 2015)
Punting Avg	45.8	at Iowa State (Oct 31, 2015)
Long Punt	63	vs Kansas (Nov 07, 2015)
Punts inside 20	3	vs RICE (Sep 12, 2015)
	3	vs Oklahoma State (Sep 26, 2015)
	3	at Iowa State (Oct 31, 2015)
Long Punt Return	85	vs RICE (Sep 12, 2015)

**2015 Texas Football**  
**Texas Game Superlatives (as of Nov 26, 2015)**  
**All games**

**OPPONENT INDIVIDUAL GAME HIGHS**

Rushes	32	Warren, Mike, at Iowa State (Oct 31, 2015)
Yards Rushing	173	Washington, De., vs Texas Tech (Nov 26, 2015)
TD Rushes	2	ADAMS, Josh, at Notre Dame (Sep 05, 2015)
	2	STEWART, Samuel, vs RICE (Sep 12, 2015)
	2	Enwere, Vic, vs California (Sep 19, 2015)
	2	Washington, De., vs Texas Tech (Nov 26, 2015)
Long Rush	74	Muhammad, Khalf, vs California (Sep 19, 2015)
Pass attempts	39	Mahomes, P., vs Texas Tech (Nov 26, 2015)
Pass completions	27	Goff, Jared, vs California (Sep 19, 2015)
Yards Passing	372	Mahomes, P., vs Texas Tech (Nov 26, 2015)
TD Passes	5	Boykin, Trevone, at TCU (Oct 03, 2015)
Long Pass	66	ZAIRE, Malik, at Notre Dame (Sep 05, 2015)
Receptions	8	PARKS, Dennis, vs RICE (Sep 12, 2015)
Yards Receiving	142	FULLER, Will, at Notre Dame (Sep 05, 2015)
TD Receptions	4	Turpin, K., at TCU (Oct 03, 2015)
Long Reception	66	FULLER, Will, at Notre Dame (Sep 05, 2015)
Field Goals	3	Grogan, Ben, vs Oklahoma State (Sep 26, 2015)
Long Field Goal	51	Hatfield, C., vs Texas Tech (Nov 26, 2015)
Punts	7	Seibert, Austin, vs Oklahoma (Oct 10, 2015)
	7	Walsh, Nick, vs Kansas State (Oct 24, 2015)
Punting Avg	43.8	Wyman,Matthew, vs Kansas (Nov 07, 2015)
Long Punt	58	Walsh, Nick, vs Kansas State (Oct 24, 2015)
	58	Wyman,Matthew, vs Kansas (Nov 07, 2015)
Punts inside 20	5	Perry, Ethan, at TCU (Oct 03, 2015)
Long Punt Return	27	Ryen, Trever, at Iowa State (Oct 31, 2015)
Long Kickoff Return	46	STEWART, Samuel, vs RICE (Sep 12, 2015)
Tackles	13	Wilson, Montrel, at TCU (Oct 03, 2015)
	13	Smithson,Fish, vs Kansas (Nov 07, 2015)
Sacks	3.0	Nwachukwu, N., at West Virginia (Nov 14, 2015)
Tackles For Loss	4.0	Britz, Travis, vs Kansas State (Oct 24, 2015)
Interceptions	1	Jefferson, Jale, vs California (Sep 19, 2015)
	1	Jacobs, Seth, vs Oklahoma State (Sep 26, 2015)
	1	Harris, Jordan, at Iowa State (Oct 31, 2015)
	1	Worley, Daryl, at West Virginia (Nov 14, 2015)
	1	Kwiatkoski, N., at West Virginia (Nov 14, 2015)
	1	Bethel, Nigel, vs Texas Tech (Nov 26, 2015)



**2015 Texas Football**  
**Texas Game Superlatives (as of Nov 26, 2015)**  
**All games**

**OPPONENT TEAM GAME HIGHS**

Rushes	58	vs RICE (Sep 12, 2015)
Yards Rushing	293	vs Texas Tech (Nov 26, 2015)
Yards Per Rush	6.8	vs California (Sep 19, 2015)
TD Rushes	5	vs Texas Tech (Nov 26, 2015)
Pass attempts	41	vs Kansas (Nov 07, 2015)
Pass completions	27	vs California (Sep 19, 2015)
Yards Passing	376	at TCU (Oct 03, 2015)
Yards Per Pass	13.6	at Notre Dame (Sep 05, 2015)
TD Passes	6	at TCU (Oct 03, 2015)
Total Plays	96	vs RICE (Sep 12, 2015)
Total Offense	665	vs Texas Tech (Nov 26, 2015)
Yards Per Play	7.6	at TCU (Oct 03, 2015)
Points	50	at TCU (Oct 03, 2015)
Sacks By	7	vs Oklahoma State (Sep 26, 2015)
First Downs	31	at TCU (Oct 03, 2015)
Penalties	8	at TCU (Oct 03, 2015)
Penalty Yards	84	at TCU (Oct 03, 2015)
Turnovers	5	vs RICE (Sep 12, 2015)
Interceptions By	2	at West Virginia (Nov 14, 2015)
Punts	7	vs Oklahoma (Oct 10, 2015)
	7	vs Kansas State (Oct 24, 2015)
Punting Avg	43.8	vs Kansas (Nov 07, 2015)
Long Punt	58	vs Kansas State (Oct 24, 2015)
	58	vs Kansas (Nov 07, 2015)
Punts inside 20	5	at TCU (Oct 03, 2015)
	5	at Iowa State (Oct 31, 2015)
Long Punt Return	27	at Iowa State (Oct 31, 2015)

# 2015 Texas Football

## Texas By-Quarter Statistics (as of Nov 26, 2015)

### All games

#### 3rd-Down Conversions

Date	Opponent	Score	Overall	1st Qtr	2nd Qtr	3rd Qtr	4th Qtr	Overtime
Sep 05, 2015	at Notre Dame	L 3-38	2-13 15.4	0-2 0.0	1-5 20.0	0-3 0.0	1-3 33.3	
Sep 12, 2015	RICE	W 42-28	3-8 37.5	2-2 100.0	0-2 0.0	0-2 0.0	1-2 50.0	
Sep 19, 2015	CALIFORNIA	L 44-45	6-13 46.2	2-3 66.7	1-3 33.3	1-3 33.3	2-4 50.0	
Sep 26, 2015	OKLAHOMA STATE	L 27-30	4-16 25.0	2-5 40.0	1-3 33.3	1-4 25.0	0-4 0.0	
Oct 03, 2015	at TCU	L 7-50	6-19 31.6	0-4 0.0	5-9 55.6	1-4 25.0	0-2 0.0	
Oct 10, 2015	vs Oklahoma	W 24-17	9-16 56.2	2-4 50.0	2-4 50.0	2-4 50.0	3-4 75.0	
Oct 24, 2015	KANSAS STATE	W 23-9	7-15 46.7	4-5 80.0	2-3 66.7	1-4 25.0	0-3 0.0	
Oct 31, 2015	at Iowa State	L 0-24	2-13 15.4	0-3 0.0	2-4 50.0	0-3 0.0	0-3 0.0	
Nov 07, 2015	KANSAS	W 59-20	6-13 46.2	1-3 33.3	1-3 33.3	3-5 60.0	1-2 50.0	
Nov 14, 2015	at West Virginia	L 20-38	9-18 50.0	1-3 33.3	2-5 40.0	5-6 83.3	1-4 25.0	
Nov 26, 2015	TEXAS TECH	L 45-48	4-14 28.6	1-5 20.0	0-3 0.0	1-3 33.3	2-3 66.7	
Texas			58-158 36.7	15-39 38.5	17-44 38.6	15-41 36.6	11-34 32.4	0-0 0.0
Opponents			80-174 46.0	18-44 40.9	22-47 46.8	18-38 47.4	22-45 48.9	0-0 0.0

#### 4th-Down Conversions

Date	Opponent	Score	Overall	1st Qtr	2nd Qtr	3rd Qtr	4th Qtr	Overtime
Sep 05, 2015	at Notre Dame	L 3-38	0-0 0.0	0-0 0.0	0-0 0.0	0-0 0.0	0-0 0.0	
Sep 12, 2015	RICE	W 42-28	0-0 0.0	0-0 0.0	0-0 0.0	0-0 0.0	0-0 0.0	
Sep 19, 2015	CALIFORNIA	L 44-45	1-3 33.3	0-1 0.0	0-0 0.0	0-0 0.0	1-2 50.0	
Sep 26, 2015	OKLAHOMA STATE	L 27-30	1-2 50.0	0-0 0.0	1-1 100.0	0-0 0.0	0-1 0.0	
Oct 03, 2015	at TCU	L 7-50	1-3 33.3	0-1 0.0	1-1 100.0	0-0 0.0	0-1 0.0	
Oct 10, 2015	vs Oklahoma	W 24-17	0-0 0.0	0-0 0.0	0-0 0.0	0-0 0.0	0-0 0.0	
Oct 24, 2015	KANSAS STATE	W 23-9	0-1 0.0	0-0 0.0	0-1 0.0	0-0 0.0	0-0 0.0	
Oct 31, 2015	at Iowa State	L 0-24	1-1 100.0	0-0 0.0	0-0 0.0	0-0 0.0	1-1 100.0	
Nov 07, 2015	KANSAS	W 59-20	1-1 100.0	0-0 0.0	0-0 0.0	1-1 100.0	0-0 0.0	
Nov 14, 2015	at West Virginia	L 20-38	1-2 50.0	0-0 0.0	1-1 100.0	0-0 0.0	0-1 0.0	
Nov 26, 2015	TEXAS TECH	L 45-48	0-1 0.0	0-0 0.0	0-0 0.0	0-0 0.0	0-1 0.0	
Texas			6-14 42.9	0-2 0.0	3-4 75.0	1-1 100.0	2-7 28.6	0-0 0.0
Opponents			7-12 58.3	1-3 33.3	3-4 75.0	1-2 50.0	2-3 66.7	0-0 0.0

#### Time of Possession

Date	Opponent	Score	Overall	1st Qtr	2nd Qtr	3rd Qtr	4th Qtr	Overtime
Sep 05, 2015	at Notre Dame	L 3-38	20:50	3:51	7:27	6:06	3:26	
Sep 12, 2015	RICE	W 42-28	15:58	4:36	3:48	5:17	2:17	
Sep 19, 2015	CALIFORNIA	L 44-45	30:32	7:02	7:49	7:42	7:59	
Sep 26, 2015	OKLAHOMA STATE	L 27-30	25:53	10:14	5:45	4:34	5:20	
Oct 03, 2015	at TCU	L 7-50	29:26	7:14	12:14	5:28	4:30	
Oct 10, 2015	vs Oklahoma	W 24-17	31:55	9:39	6:09	9:31	6:36	
Oct 24, 2015	KANSAS STATE	W 23-9	30:40	9:15	7:59	8:19	5:07	
Oct 31, 2015	at Iowa State	L 0-24	22:35	5:44	6:56	5:55	4:00	
Nov 07, 2015	KANSAS	W 59-20	27:37	5:06	6:35	8:35	7:21	
Nov 14, 2015	at West Virginia	L 20-38	32:32	6:41	11:11	9:11	5:29	
Nov 26, 2015	TEXAS TECH	L 45-48	29:50	8:58	5:34	6:44	8:34	
Texas			Total	78:20	81:27	77:22	60:39	0:00
			Avg.	7:07	7:24	7:02	5:30	0:00
Opponents			Total	86:40	83:33	87:38	104:21	0:00
			Avg.	7:52	7:35	7:58	9:29	0:00

				Times	Times	Total		Rush	Pass	FGs	Failed to score inside RZ						
Date	Opponent	Score		In RZ	Scored	Pts	TDs	TDs	TDs	Made	FGA	Down	Int	Fumb	Half	Game	
Sep 05, 2015	at Notre Dame	L 3-38		5	4	24	3	1	2	1	1	0	0	0	0	0	
Sep 12, 2015	RICE	W 42-28		3	3	21	3	1	2	0	0	0	0	0	0	0	
Sep 19, 2015	CALIFORNIA	L 44-45		7	6	38	5	2	3	1	0	0	0	1	0	0	
Sep 26, 2015	OKLAHOMA STATE	L 27-30		6	6	30	3	1	2	3	0	0	0	0	0	0	
Oct 03, 2015	at TCU	L 7-50		4	4	24	3	0	3	1	0	0	0	0	0	0	
Oct 10, 2015	vs Oklahoma	W 24-17		3	3	17	2	1	1	1	0	0	0	0	0	0	
Oct 24, 2015	KANSAS STATE	W 23-9		2	2	9	1	0	1	1	0	0	0	0	0	0	
Oct 31, 2015	at Iowa State	L 0-24		4	4	24	3	2	1	1	0	0	0	0	0	0	
Nov 07, 2015	KANSAS	W 59-20		5	3	20	3	1	2	0	1	1	0	0	0	0	
Nov 14, 2015	at West Virginia	L 20-38		4	4	24	3	2	1	1	0	0	0	0	0	0	
Nov 26, 2015	TEXAS TECH	L 45-48		5	5	31	4	4	0	1	0	0	0	0	0	0	
Totals				48	44	262	33	15	18	11	2	1	0	1	0	0	
44 of 48 (91.7%)																	

**2015 Texas Football**  
**Texas Passing Game-by-Game (as of Nov 26, 2015)**  
**All games**

<b>#13 Heard, Jerrod</b>	<b>Comp</b>	<b>Att</b>	<b>Int</b>	<b>Pct</b>	<b>Yards</b>	<b>TD</b>	<b>Long</b>	<b>Sacked</b>	<b>Effic</b>
Notre Dame	1	1	0	100.0	10	0	10	2-12	184.00
RICE	4	7	0	57.1	120	2	69	1-3	295.43
California	20	31	1	64.5	364	0	54	2-13	156.70
Oklahoma State	9	17	1	52.9	119	0	47	7-54	99.98
TCU	8	20	0	40.0	48	0	22	3-23	60.16
Oklahoma	8	11	0	72.7	53	1	24	2-10	143.20
Kansas State	10	15	0	66.7	99	0	28	1-5	122.11
Iowa State	6	9	1	66.7	26	0	18	3-12	68.71
Kansas	13	23	0	56.5	201	1	84	1-14	144.28
West Virginia	11	18	2	61.1	162	1	37	3-12	132.82
Texas Tech	2	5	0	40.0	12	0	9	2-13	60.16
<b>TOTALS</b>	<b>92</b>	<b>157</b>	<b>5</b>	<b>58.6</b>	<b>1214</b>	<b>5</b>	<b>84</b>	<b>27-171</b>	<b>127.69</b>

<b>#18 Swoopes, Tyrone</b>	<b>Comp</b>	<b>Att</b>	<b>Int</b>	<b>Pct</b>	<b>Yards</b>	<b>TD</b>	<b>Long</b>	<b>Sacked</b>	<b>Effic</b>
Notre Dame	7	22	0	31.8	93	0	48	2-19	67.33
RICE	1	3	0	33.3	8	0	8	0-0	55.73
TCU	5	8	0	62.5	74	1	36	0-0	181.45
Oklahoma	1	1	0	100.0	2	1	2	0-0	446.80
Kansas State	0	1	0	0.0	0	0	0	0-0	0.00
Iowa State	6	13	0	46.2	59	0	22	0-0	84.28
Kansas	6	7	0	85.7	98	1	40	0-0	250.46
West Virginia	0	1	0	0.0	0	0	0	0-0	0.00
Texas Tech	9	18	1	50.0	52	0	9	2-13	63.16
<b>TOTALS</b>	<b>35</b>	<b>74</b>	<b>1</b>	<b>47.3</b>	<b>386</b>	<b>3</b>	<b>48</b>	<b>4-32</b>	<b>101.79</b>



## 2015 Texas Football

## Texas Rushing/Receiving Game-by-Game (as of Nov 26, 2015)

### All games

RUSHING	No-Yds/TD	ND	RICE	CAL	OSU	TCU	OU	KS	ISU	KU	WVU	TTU
Foreman, D'Onta	95-681/5	3-5/0	7-32/1	9-47/1	7-15/0	18-112/0	9-117/0	10-43/0	2-6/0	12-157/2	18-147/1	DNP
Heard, Jerrod	136-556/3	2--12/0	9-91/0	24-163/3	19-48/0	12-23/0	21-115/0	15-61/0	9-13/0	9-38/0	12-17/0	4--1/0
Gray, Johnathan	123-489/3	8-40/0	9-13/1	11-46/2	11-55/0	15-55/0	22-76/0	18-103/0	8-23/0	7-22/0	14-56/0	DNP
Swoopes, Tyrone	64-399/11	10-17/0	1-8/0	DNP	3-35/1	5-25/0	4-14/1	7-50/3	10-58/0	4-59/4	5-35/0	15-98/2
Warren III, C.	43-364/4	3-4/0	2-5/0	5-24/0	DNP	DNP	DNP	2-19/0	2-10/0	DNP	4-26/0	25-276/4
Johnson, Kirk	8-44/0	DNP	DNP	DNP	DNP	DNP	-	-	-	5-12/0	-	3-32/0
Johnson, Daje	6-28/0	2-4/0	-	2-6/0	1-9/0	-	DNP	-	1-9/0	-	-	-
Holtz, Trey	2-10/0	-	-	-	-	-	-	-	DNP	2-10/0	DNP	-
McNeal, DeAndre	1-9/0	-	-	-	1-9/0	-	-	-	DNP	DNP	DNP	-
Foreman, Armant	2-2/0	1-2/0	-	1-0/0	-	-	-	DNP	DNP	-	-	-
Davis, Gaston	1-1/0	DNP	DNP	DNP	DNP	DNP	DNP	DNP	DNP	1-1/0	DNP	DNP
Burt, John	1--2/0	-	-	-	-	-	-	-	-	-	-	1--2/0
TEAM	5--39/0	DNP	-	-	-	1--24/0	2--9/0	1--2/0	DNP	-	1--4/0	-

[illegible]

**2015 Texas Football**  
**Texas Return Stats Game-by-Game (as of Nov 26, 2015)**  
**All games**

<b>PUNT RETURNS</b>	<b>No-Yds</b>	<b>ND</b>	<b>RICE</b>	<b>CAL</b>	<b>OSU</b>	<b>TCU</b>	<b>OU</b>	<b>KS</b>	<b>ISU</b>	<b>KU</b>	<b>WVU</b>	<b>TTU</b>
Johnson, Daje	20-222	2-3	3-119	-	3-36	1-0	DNP	1-0	2-0	3-18	1-0	4-46
Thomas, Duke	2-55	-	1-56	-	-	-	-	1--1	-	-	-	-

<b>KICK RETURNS</b>	<b>No-Yds</b>	<b>ND</b>	<b>RICE</b>	<b>CAL</b>	<b>OSU</b>	<b>TCU</b>	<b>OU</b>	<b>KS</b>	<b>ISU</b>	<b>KU</b>	<b>WVU</b>	<b>TTU</b>
Johnson, Daje	21-476	3-60	1-35	-	4-101	-	DNP	2-45	2-37	2-27	2-23	5-148
Boyd, Kris	9-185	-	-	-	-	3-52	2-63	1--1	-	1-29	2-42	-
Newsome, Ryan	4-70	2-41	DNP	DNP	DNP	-	-	DNP	1-15	1-14	DNP	-
Foreman, D'Onta	1-25	-	1-25	-	-	-	-	-	-	-	-	DNP
Thomas, Duke	2-23	1-24	-	-	1--1	-	-	-	-	-	-	-
Johnson, Kirk	2-20	DNP	DNP	DNP	DNP	DNP	-	-	-	-	2-20	-
Gray, Johnathan	2-18	-	-	2-18	-	-	-	-	-	-	-	DNP
Warrick, Jacore	1-12	-	-	-	DNP	1-12	-	DNP	DNP	-	DNP	DNP
Beck, Andrew	1-8	-	-	1-8	-	-	-	-	-	-	-	-
Vasser, Quincy	1-0	DNP	-	DNP	DNP	-	-	DNP	1-0	-	-	-

<b>INT. RETURNS</b>	<b>No-Yds</b>	<b>ND</b>	<b>RICE</b>	<b>CAL</b>	<b>OSU</b>	<b>TCU</b>	<b>OU</b>	<b>KS</b>	<b>ISU</b>	<b>KU</b>	<b>WVU</b>	<b>TTU</b>
Haines, Dylan	5-102	-	1-21	-	1-29	-	-	1-0	-	1-36	-	1-16
Elliott, DeShon	2-5	DNP	DNP	DNP	DNP	DNP	-	-	-	2-5	-	DNP
Hall, Jason	1-35	-	1-35	-	-	-	-	-	-	-	-	-
Davis, Davante	1-0	-	-	-	-	-	-	-	-	-	1-0	-
Hill, Holton	1-41	-	-	-	1-41	-	-	-	-	-	-	-
Hager, Breckyn	1-10	-	1-10	-	-	-	DNP	DNP	DNP	-	-	-

<b>FUMBLE RETURNS</b>	<b>No-Yds</b>	<b>ND</b>	<b>RICE</b>	<b>CAL</b>	<b>OSU</b>	<b>TCU</b>	<b>OU</b>	<b>KS</b>	<b>ISU</b>	<b>KU</b>	<b>WVU</b>	<b>TTU</b>
Ridgeway, Hassa	2-26	-	-	-	1-34	-	-	-	-	-	-	1--8
Jefferson, Mali	1-26	-	1-26	-	-	-	-	-	-	-	-	-
Jackson, Desmon	1-7	-	-	1-7	-	-	-	-	-	-	-	DNP

**2015 Texas Football**  
**Texas All-Purpose Yards Game-by-Game (as of Nov 26, 2015)**  
**All games**

ALL-PURPOSE YARDS	Total	ND	RICE	CAL	OSU	TCU	OU	KS	ISU	KU	WVU	TTU
Johnson, Daje	1090	112	154	151	152	5	DNP	86	83	51	99	197
Foreman, D'Onta	770	5	57	47	35	144	117	43	6	157	159	DNP
Gray, Johnathan	591	40	21	135	55	55	76	103	28	22	56	DNP
Heard, Jerrod	559	-12	91	163	48	23	115	61	13	38	17	2
Burt, John	434	48	69	65	4	36	5	25	11	113	37	21
Swoopes, Tyrone	399	17	8	DNP	35	25	14	50	58	59	35	98
Warren III, C.	373	4	5	24	DNP	DNP	DNP	19	10	DNP	23	288
Boyd, Kris	185	-	-	-	-	52	63	-1	-	29	42	-
Foreman, Armant	184	2	43	70	10	19	-	DNP	DNP	40	-	-
Johnson, Marcus	130	-	DNP	DNP	50	11	35	-	-	20	5	9
Bluiett, Caleb	110	-	8	-	29	-	2	28	-	5	30	8
Haines, Dylan	102	-	21	-	29	-	-	-	-	36	-	16
Newsome, Ryan	91	41	DNP	DNP	DNP	-	-	DNP	15	35	DNP	-
Thomas, Duke	78	24	56	-	-1	-	-	-1	-	-	-	-
Joe, Lorenzo	73	-	-	-	-	21	9	DNP	6	37	-	-
Beck, Andrew	69	10	-	13	-	-	4	5	22	15	-	-
Johnson, Kirk	64	DNP	DNP	DNP	DNP	DNP	-	-	-	12	20	32
Warrick, Jacore	47	-	-	-5	DNP	10	-	DNP	DNP	42	DNP	DNP
Hill, Holton	41	-	-	-	41	-	-	-	-	-	-	-
Hall, Jason	35	-	35	-	-	-	-	-	-	-	-	-
De La Torre, Al	24	-	-	13	-	-	-	-	-	DNP	5	6
Holtz, Trey	10	-	-	-	-	-	-	-	DNP	10	DNP	-
Hager, Breckyn	10	-	10	-	-	-	DNP	DNP	DNP	-	-	-
McNeal, DeAndre	9	-	-	-	9	-	-	-	DNP	DNP	DNP	-
Elliott, DeShon	5	DNP	DNP	DNP	DNP	DNP	-	-	-	5	-	DNP
Bernard, Roderi	4	-	-	DNP	-	-	-	-	4	-	-	-
Davis, Gaston	1	DNP	DNP	DNP	DNP	DNP	DNP	DNP	DNP	1	DNP	DNP
TEAM	-39	-	-	-	-	-24	-9	-2	-	-	-4	-

**2015 Texas Football**  
**Texas Total Tackles Game-by-Game (as of Nov 26, 2015)**  
**All games**

Total Tackles	UA-A	Total	ND	RICE	CAL	OSU	TCU	OU	KS	ISU	KU	WVU	TTU
Jinkens, Peter	46-29	75	4-6	4-3	4-2	5-4	6-2	6-2	3-1	6-3	3-3	5-3	-
Jefferson, Mali	37-24	61	5-4	6-3	3-6	2-0	2-0	5-1	1-1	3-3	2-1	6-5	2-0
Thomas, Duke	39-15	54	3-2	5-2	4-1	5-2	2-1	3-0	6-2	5-2	2-1	1-2	3-0
Hughes, Naashon	32-17	49	4-3	3-0	1-0	6-1	0-1	4-5	-	5-2	2-0	0-2	7-3
Haines, Dylan	37-10	47	5-2	3-0	2-0	6-1	3-1	1-0	3-1	2-2	5-1	4-2	3-0
Hill, Holton	33-12	45	-	4-0	1-0	2-0	6-1	7-1	3-2	1-3	3-1	2-0	4-4
Hall, Jason	28-17	45	2-5	-	1-0	2-0	1-2	2-1	5-3	6-1	4-0	4-2	1-3
Ridgeway, Hassa	24-12	36	1-0	5-1	3-0	4-2	1-2	1-1	2-2	1-1	2-1	3-1	1-1
Ford, Poona	19-14	33	-	5-3	2-1	2-2	2-0	2-1	2-1	1-6	2-0	1-0	-
Wheeler, Anthon	18-12	30	0-1	-	-	3-2	0-1	2-0	2-1	2-4	2-1	1-0	6-2
Jackson, Desmon	18-11	29	1-2	4-2	2-1	2-1	0-1	2-0	1-0	1-2	3-1	2-1	DNP
Davis, Davante	24-5	29	-	-	1-0	0-3	-	5-1	1-0	5-0	3-0	5-1	4-0
Boyette Jr., Pa	21-7	28	3-0	1-1	1-0	1-1	1-2	2-1	1-1	5-0	0-1	2-0	4-0
Bonney, John	22-5	27	2-0	2-0	6-0	1-0	0-1	3-0	1-0	1-1	-	-	6-3
Cottrell, Bryce	15-11	26	1-0	1-3	0-1	1-1	3-2	2-0	2-1	1-1	1-2	1-0	2-0
Cole, Timothy	18-7	25	-	1-1	DNP	2-0	2-0	-	-	1-3	4-1	2-0	6-2
Davis, Shiro	15-10	25	2-1	3-2	4-1	0-3	DNP	-	1-1	1-2	-	2-0	2-0
Omenihu, Char	15-2	17	0-1	-	-	3-0	1-1	2-0	1-0	2-0	5-0	1-0	-
Boyd, Kris	9-7	16	1-3	1-1	-	4-3	-	-	1-0	1-0	1-0	-	-
Vaccaro, Kevin	11-4	15	1-2	1-0	7-2	-	1-0	1-0	-	-	-	DNP	DNP
Hager, Breckyn	7-4	11	1-1	1-0	-	-	4-1	DNP	DNP	DNP	0-2	-	1-0
Elliott, DeShon	8-1	9	DNP	DNP	DNP	DNP	DNP	2-0	1-0	-	3-0	2-1	DNP
Davis, Antwuan	6-2	8	0-1	2-0	2-1	1-0	1-0	-	-	-	-	-	-
Freeman, Edwin	6-2	8	3-1	2-1	-	DNP	DNP	DNP	DNP	DNP	DNP	1-0	DNP
Vasser, Quincy	4-3	7	DNP	2-0	DNP	DNP	1-2	-	DNP	-	1-1	-	-
Locke III, P.J.	5-2	7	-	-	2-2	-	1-0	-	-	-	2-0	-	-
Roberson, Deric	3-2	5	-	DNP	-	-	-	-	1-0	0-2	2-0	DNP	DNP
Nelson, Chris	2-2	4	-	1-0	-	DNP	DNP	-	DNP	-	0-2	DNP	1-0
McMillon, Jake	1-2	3	-	-	-	-	1-1	-	-	-	0-1	-	-
Leonard, Dorian	2-1	3	-	1-0	-	-	-	-	-	-	-	-	1-1
Echols, Bryson	1-2	3	1-1	DNP	-	DNP	DNP	-	0-1	-	-	DNP	DNP
Bluiett, Caleb	1-1	2	-	0-1	-	-	-	-	-	1-0	-	-	-
Oliver, Jake	2-0	2	DNP	-	-	DNP	DNP	DNP	1-0	DNP	1-0	-	-
Houston, Tristi	0-1	1	DNP	DNP	DNP	DNP	DNP	DNP	DNP	DNP	DNP	DNP	0-1
McNeal, DeAndre	1-0	1	-	-	-	-	-	-	1-0	DNP	DNP	DNP	-
Beck, Andrew	1-0	1	-	-	-	-	-	-	-	1-0	-	-	-
Gray, Johnathan	1-0	1	-	-	1-0	-	-	-	-	-	-	-	DNP
Flowers, Sedric	1-0	1	-	-	-	-	-	-	-	-	1-0	-	-
De La Torre, Al	1-0	1	-	-	-	1-0	-	-	-	-	DNP	-	-
Warrick, Jacore	1-0	1	1-0	-	-	DNP	-	-	DNP	DNP	-	DNP	DNP
Templin, Ty	1-0	1	-	1-0	DNP	DNP	DNP	DNP	DNP	DNP	DNP	DNP	DNP
Dickson, Michae	1-0	1	-	-	-	-	-	-	-	1-0	-	-	-



**2015 Texas Football**  
**Texas Tackle For Loss Game-by-Game (as of Nov 26, 2015)**  
**All games**

TACKLES FOR LOSS	UA-A	Total	ND	RICE	CAL	OSU	TCU	OU	KS	ISU	KU	WVU	TTU
Jinkens, Peter	9-1	9.5	1.0-12	-	-	2.0-2	1.0-3	-	1.0-8	2.0-8	1.5-9	1.0-1	-
Hughes, Naashon	5-4	7.0	2.0-2	-	-	1.0-9	-	0.5-9	-	1.5-4	-	0.5-2	1.5-9
Jefferson, Mali	6-2	7.0	2.5-7	1.0-3	-	-	-	2.0-12	0.5-0	-	-	-	1.0-1
Ridgeway, Hassa	5-3	6.5	-	1.0-3	1.0-1	1.5-8	-	1.0-5	-	1.5-3	-	-	0.5-1
Cottrell, Bryce	6-1	6.5	-	-	-	-	-	1.0-3	2.0-14	1.0-3	1.5-10	-	1.0-4
Ford, Poona	5-2	6.0	-	1.0-1	1.0-3	1.5-4	-	1.5-13	-	-	1.0-8	-	-
Boyette Jr., Pa	5-2	6.0	-	-	-	-	-	2.0-8	0.5-1	1.0-1	0.5-2	1.0-3	1.0-1
Davis, Shiro	5-1	5.5	0.5-3	-	2.0-17	-	DNP	-	-	-	-	1.0-1	2.0-9
Haines, Dylan	3-0	3.0	-	1.0-14	-	-	-	-	-	-	-	-	2.0-3
Thomas, Duke	3-0	3.0	2.0-11	-	-	1.0-1	-	-	-	-	-	-	-
Freeman, Edwin	3-0	3.0	1.0-4	1.0-1	-	DNP	DNP	DNP	DNP	DNP	DNP	1.0-1	DNP
Jackson, Desmon	1-3	2.5	-	-	-	-	0.5-0	-	-	-	1.5-8	0.5-2	DNP
Roberson, Deric	2-0	2.0	-	DNP	-	-	-	-	1.0-4	-	1.0-2	DNP	DNP
Bonney, John	2-0	2.0	-	-	-	-	-	-	1.0-8	-	-	-	1.0-1
Omenihu, Char	1-0	1.0	-	-	-	-	-	-	1.0-1	-	-	-	-
Nelson, Chris	1-0	1.0	-	1.0-9	-	DNP	DNP	-	DNP	-	-	DNP	-
Wheeler, Anthon	1-0	1.0	-	-	-	-	-	-	1.0-5	-	-	-	-
Davis, Davante	1-0	1.0	-	-	-	-	-	-	-	1.0-3	-	-	-
Cole, Timothy	1-0	1.0	-	-	DNP	1.0-8	-	-	-	-	-	-	-
Hill, Holton	1-0	1.0	-	-	-	-	-	-	-	-	-	-	1.0-2
Hall, Jason	0-1	0.5	-	-	-	-	0.5-1	-	-	-	-	-	-

# 2015 Texas Football

## Texas - Long Plays

### 20-YARD PLUS PLAYS

Yds	Type	Player(s)	Opponent
93*	Rush	Foreman, D'Onta	Kansas
91*	Rush	Warren III, Chris	Texas Tech
85*	PR	Johnson, Daje	RICE
84*	Pass	Burt, John from Heard, Jerrod	Kansas
81	Rush	Foreman, D'Onta	Oklahoma
69*	Pass	Burt, John from Heard, Jerrod	RICE
65*	Rush	Foreman, D'Onta	West Virginia
56	PR	Thomas, Duke	RICE
54	KR	Johnson, Daje	Texas Tech
54	Pass	Johnson, Daje from Heard, Jerrod	California
48	Pass	Burt, John from Swoopes, Tyrone	Notre Dame
47	Pass	Johnson, Marcus from Heard, Jerrod	Oklahoma State
46	Rush	Gray, Johnathan	Kansas State
46*	Rush	Swoopes, Tyrone	Texas Tech
45*	Rush	Heard, Jerrod	California
45	Pass	Johnson, Daje from Heard, Jerrod	California
44*	Rush	Swoopes, Tyrone	Kansas
43	Pass	Burt, John from Heard, Jerrod	California
42	KR	Johnson, Daje	Texas Tech
42	Rush	Gray, Johnathan	Oklahoma State
41*	INT	Hill, Holton	Oklahoma State
40*	Pass	Foreman, Armanti from Swoopes, Tyrone	Kansas
38	Pass	Foreman, Armanti from Heard, Jerrod	California
37	Pass	Joe, Lorenzo from Heard, Jerrod	Kansas
37	Pass	Burt, John from Heard, Jerrod	West Virginia
36	KR	Boyd, Kris	Oklahoma
36	Pass	Burt, John from Swoopes, Tyrone	TCU
36	Pass	Johnson, Daje from Heard, Jerrod	West Virginia
36	INT	Haines, Dylan	Kansas
35	KR	Johnson, Daje	RICE
35	Rush	Heard, Jerrod	RICE
34*	FR	Ridgeway, Hassa	Oklahoma State
34	Rush	Heard, Jerrod	California
32*	Pass	Foreman, Armanti from Heard, Jerrod	RICE
32	Rush	Johnson, Kirk	Texas Tech
31	INT	Hall, Jason	RICE
31	PR	Johnson, Daje	RICE
30	Pass	Bluiett, Caleb from Heard, Jerrod	West Virginia
30	KR	Johnson, Daje	Kansas State
29	Pass	Bluiett, Caleb from Heard, Jerrod	Oklahoma State
29	Rush	Swoopes, Tyrone	Kansas State
29	Rush	Heard, Jerrod	Oklahoma State
29	INT	Haines, Dylan	Oklahoma State
29	KR	Boyd, Kris	Kansas
28	Pass	Johnson, Daje from Heard, Jerrod	West Virginia
28	Pass	Bluiett, Caleb from Heard, Jerrod	Kansas State
27	KR	Johnson, Daje	Iowa State
27*	Rush	Foreman, D'Onta	California
27	KR	Boyd, Kris	Oklahoma
26	KR	Johnson, Daje	Oklahoma State
26	Pass	Gray, Johnathan from Heard, Jerrod	California
26	Pass	Johnson, Daje from Heard, Jerrod	California
26*	FR	Jefferson, Malik	RICE
25	Rush	Heard, Jerrod	Oklahoma
25	KR	Foreman, D'Onta	RICE
25	KR	Johnson, Daje	Oklahoma State
25	KR	Johnson, Daje	Oklahoma State
25	Rush	Warren III, Chris	Texas Tech
24	KR	Thomas, Duke	Notre Dame
24*	Pass	Johnson, Marcus from Heard, Jerrod	Oklahoma
24	KR	Johnson, Daje	Notre Dame
24	KR	Johnson, Daje	Texas Tech
23	Rush	Heard, Jerrod	Kansas
23	Rush	Heard, Jerrod	RICE
23	KR	Newsome, Ryan	Notre Dame
23	PR	Johnson, Daje	Oklahoma State
23*	Rush	Warren III, Chris	Texas Tech
22	KR	Johnson, Daje	Notre Dame
22	Pass	Foreman, D'Onta from Heard, Jerrod	TCU
22	Rush	Warren III, Chris	West Virginia
22	Pass	Beck, Andrew from Swoopes, Tyrone	Iowa State
22	KR	Boyd, Kris	West Virginia
22	PR	Johnson, Daje	Texas Tech
22	Pass	Gray, Johnathan from Heard, Jerrod	California
21*	Rush	Warren III, Chris	Texas Tech
21	INT	Haines, Dylan	RICE

### LONG PLAYS BY THE NUMBERS

Long Plays By Yards	No.	TD
100+	0	0
90-99	2	2
80-89	3	2
70-79	0	0
60-69	2	2
50-59	3	0
40-49	12	5
30-39	17	2
20-29	44	6

Long Plays By Type	No.	TD
Rushing	24	9
Passing	28	6
Punt returns	5	1
Kick returns	19	0
Interceptions	5	1
Fumble returns	2	2
Other	0	0
TOTAL	83	19

### 20-YARD PLUS BY PLAYER

Player	No.	TD	R	P	KR	PR	IR	FR
Johnson, Daje	21	1	0	6	11	4	0	0
Foreman, D'Onta	7	3	5	1	1	0	0	0
Burt, John	7	2	0	7	0	0	0	0
Heard, Jerrod	7	1	7	0	0	0	0	0
Warren III, Chris	6	3	6	0	0	0	0	0
Boyd, Kris	5	0	0	0	5	0	0	0
Gray, Johnathan	4	0	2	2	0	0	0	0
Swoopes, Tyrone	3	2	3	0	0	0	0	0
Foreman, Armanti	3	2	0	3	0	0	0	0
Haines, Dylan	3	0	0	0	0	0	3	0
Bluiett, Caleb	3	0	0	3	0	0	0	0
Johnson, Marcus	2	1	0	2	0	0	0	0
Joe, Lorenzo	2	1	0	2	0	0	0	0
Thomas, Duke	2	0	0	0	1	1	0	0
Ridgeway, Hassa	1	1	0	0	0	0	0	1
Jefferson, Malik	1	1	0	0	0	0	0	1
Hill, Holton	1	1	0	0	0	0	1	0
Hall, Jason	1	0	0	0	0	0	1	0
Johnson, Kirk	1	0	1	0	0	0	0	0
Newsome, Ryan	1	0	0	0	1	0	0	0
Beck, Andrew	1	0	0	1	0	0	0	0
Warrick, Jacorey	1	0	0	1	0	0	0	0
TOTAL	83	19	24	28	19	5	5	2

### LONGEST PLAYS OF THE YEAR

#### Rushing

93 Foreman, D'Onta vs Kansas (11/7/2015)

#### Rushing Touchdown

93 Foreman, D'Onta vs Kansas (11/7/2015)

#### Passing

84 Burt, John from Heard, Jerrod  
vs Kansas (11/7/2015)

#### Passing Touchdown

84 Burt, John from Heard, Jerrod  
vs Kansas (11/7/2015)

#### Punt Return

85 Johnson, Daje vs RICE (9/12/2015)

#### Kick Return

54 Johnson, Daje vs Texas Tech (11/26/2015)

#### Interception Return

41 Hill, Holton vs Oklahoma State (9/26/2015)

#### Fumble Return

34 Ridgeway, Hassa vs Oklahoma State (9/26/2015)

#### Punt

63 Dickson, Michael vs Kansas (11/7/2015)

#### Field Goal

46 Rose, Nick vs Oklahoma State (9/26/2015)

\* touchdown scored on play

Yds	Type	Player(s)	Opponent
21	Rush	Warren III, Chris	Texas Tech
21	Rush	Foreman, D'Onta	Kansas
21	Pass	Warrick, Jacorey from Swoopes, Tyrone	Kansas
21*	Pass	Joe, Lorenzo from Swoopes, Tyrone	TCU
20	Pass	Burt, John from Heard, Jerrod	Kansas State
20	Pass	Johnson, Daje from Swoopes, Tyrone	Notre Dame
20	KR	Boyd, Kris	West Virginia

**2015 Texas Football**  
**Texas Games Played (as of Nov 26, 2015)**  
**All games**

##	PLAYER	GP-GS	ND	RICE	CAL	OSU	TCU	OU	KS	ISU	KU	WVU	TTU
4A	Ashby, Kyle	11/-	XXX	XXX	XXX	XXX	XXX	XXX	XXX	XXX	XXX	XXX	XXX
47	Beck, Andrew	11/10	START	START	START	START	START	START	START	START	START	START	XXX
27	Bernard, Roderi	10/-	XXX	XXX	...	XXX	XXX	XXX	XXX	XXX	XXX	XXX	XXX
42	Bluiett, Caleb	11/1	XXX	XXX	XXX	XXX	XXX	XXX	XXX	XXX	XXX	START	XXX
3B	Boldt, Dillon	1/-	...	...	...	...	...	...	...	...	XXX	...	...
24	Bonney, John	11/6	START	START	START	START	XXX	START	XXX	XXX	XXX	XXX	START
2	Boyd, Kris	11/-	XXX	XXX	XXX	XXX	XXX	XXX	XXX	XXX	XXX	XXX	XXX
93	Boyette Jr., Pa	11/5	XXX	XXX	XXX	START	START	START	START	XXX	XXX	XXX	START
1	Burt, John	11/11	START	START	START	START	START	START	START	START	START	START	START
83	Center, Matt	1/-	...	...	...	...	...	...	...	...	XXX	...	...
26	Colbert, Adrian	11/-	XXX	XXX	XXX	XXX	XXX	XXX	XXX	XXX	XXX	XXX	XXX
30	Cole, Timothy	10/2	XXX	XXX	...	XXX	XXX	XXX	XXX	START	START	XXX	XXX
91	Cottrell, Bryce	11/7	XXX	XXX	XXX	XXX	START	START	START	START	START	START	START
4C	Cruciani, Domin	1/-	...	...	...	...	...	...	...	...	XXX	...	...
51	Cuney, Terrell	1/-	...	...	...	...	...	...	...	...	XXX	...	...
2D	Davis, Antwuan	11/4	START	START	START	START	XXX	XXX	XXX	XXX	XXX	XXX	XXX
9	Davis, Davante	11/4	XXX	XXX	XXX	XXX	XXX	XXX	XXX	START	START	START	START
39	Davis, Gaston	1/-	...	...	...	...	...	...	...	...	XXX	...	...
1D	Davis, Shiro	10/4	START	START	START	START	...	XXX	XXX	XXX	XXX	XXX	XXX
36	De La Torre, Al	10/1	XXX	XXX	XXX	XXX	XXX	XXX	XXX	XXX	...	XXX	START
29	DeGroot, Hunter	1/-	...	...	...	...	...	...	...	...	XXX	...	...
1M	Dickson, Michae	11/-	XXX	XXX	XXX	XXX	XXX	XXX	XXX	XXX	XXX	XXX	XXX
74	Doyle, Taylor	11/10	START	START	START	START	XXX	START	START	START	START	START	START
15	Echols, Bryson	6/-	XXX	...	XXX	...	...	XXX	XXX	XXX	XXX	...	...
4E	Elliott, DeShon	5/-	...	...	...	...	...	XXX	XXX	XXX	XXX	XXX	...
66	Flowers, Sedic	11/10	START	START	START	START	START	START	START	START	XXX	START	START
95	Ford, Poona	11/4	START	START	START	XXX	XXX	XXX	XXX	START	XXX	XXX	XXX
3	Foreman, Armant	9/6	START	START	START	START	START	XXX	...	...	XXX	START	XXX
33	Foreman, D'Onta	10/-	XXX	XXX	XXX	XXX	XXX	XXX	XXX	XXX	XXX	XXX	...
35	Freeman, Edwin	4/-	XXX	XXX	XXX	...	...	...	...	...	...	XXX	...
48	Gonzales, Trey	2/-	...	...	...	...	XXX	...	...	...	XXX	...	...
87	Gray, Garrett	4/-	...	...	...	...	...	...	XXX	...	XXX	XXX	XXX
32	Gray, Johnathan	10/10	START	START	START	START	START	START	START	START	START	START	...
44	Hager, Breckyn	8/-	XXX	XXX	XXX	XXX	XXX	...	...	...	XXX	XXX	XXX
14	Haines, Dylan	11/11	START	START	START	START	START	START	START	START	START	START	START
31	Hall, Jason	11/10	START	START	START	START	START	START	START	START	START	START	XXX
13	Heard, Jerrod	11/10	XXX	START	START	START	START	START	START	START	START	START	START
5	Hill, Holton	11/7	XXX	XXX	XXX	XXX	START	START	START	START	START	START	START
1H	Holtz, Trey	9/-	XXX	XXX	XXX	XXX	XXX	XXX	XXX	...	XXX	...	XXX
41	Houston, Tristi	1/-	...	...	...	...	...	...	...	...	...	...	XXX
40	Hughes, Naashon	11/11	START	START	START	START	START	START	START	START	START	START	START
65	Hutchins, Marcu	9/1	XXX	XXX	XXX	XXX	START	XXX	...	...	XXX	XXX	XXX
99	Jackson, Desmon	10/5	START	START	START	XXX	XXX	XXX	XXX	XXX	START	START	...
46	Jefferson, Mali	11/9	START	START	START	START	START	START	START	XXX	XXX	START	START
19	Jinkens, Peter	11/11	START	START	START	START	START	START	START	START	START	START	START
5J	Joe, Lorenzo	10/1	XXX	XXX	XXX	XXX	XXX	START	...	XXX	XXX	XXX	XXX
4	Johnson, Daje	10/8	XXX	START	START	START	START	...	START	START	START	XXX	START



2015 Texas Football  
Texas Games Played (as of Nov 26, 2015)  
All games

[illegible]

## 2015 TEXAS CAREER STATS

### #47 | Andrew Beck | TE

YEAR	G	REC	YDS	TD	LG	YDS/REC	YDS/G
2014	13	0	0	0	0	0.0	0.0
2015	11	6	61	0	22	10.2	5.5
<b>TOTAL</b>	<b>24</b>	<b>6</b>	<b>61</b>	<b>0</b>	<b>22</b>	<b>10.2</b>	<b>2.5</b>

### #27 | Roderick Bernard | WR

YEAR	G	KR	YDS	LG	REC	YDS	YDS/REC	YDS/G
2014	5	9	172	28	0	0	0.0	0.0
2015	10	0	0	0	1	4	4.0	0.4
<b>TOTAL</b>	<b>15</b>	<b>9</b>	<b>172</b>	<b>28</b>	<b>1</b>	<b>4</b>	<b>4.0</b>	<b>0.3</b>

### #42 | Caleb Bluiett | TE

YEAR	G	REC	YDS	TD	LG	YDS/REC	YDS/G	
2013	9	0	0	0	0	0.0	0.0	PLAYED DEF
2014	12	0	0	0	0	0.0	0.0	PLAYED DEF
2015	11	7	110	1	30	15.7	10.0	
<b>TOTAL</b>	<b>32</b>	<b>7</b>	<b>110</b>	<b>1</b>	<b>30</b>	<b>15.7</b>	<b>3.4</b>	

### #24 | John Bonney | CB

YEAR	G	UT-AT	TOTAL	TFL-YDS	SACKS-YDS	PBU	FF	FR	BLKD	QBH
2015	11	22-5	27	2.0-9	1.0-8	1	1	0	0	1
<b>TOTAL</b>	<b>11</b>	<b>22-5</b>	<b>27</b>	<b>2.0-9</b>	<b>1.0-8</b>	<b>1</b>	<b>1</b>	<b>0</b>	<b>0</b>	<b>1</b>

### #2 | Kris Boyd | CB

YEAR	G	UT-AT	TOTAL	TFL-YDS	PBU	FF	FR	BLKD	QBH
2015	11	9-7	16	0.0-0	0	1	0	0	0
<b>TOTAL</b>	<b>11</b>	<b>9-7</b>	<b>16</b>	<b>0.0-0</b>	<b>0</b>	<b>1</b>	<b>0</b>	<b>0</b>	<b>0</b>

#### KICK RETURNS

YEAR	RET	YDS	TD	LG	AVG/R	AVG/G
2015	9	185	0	36	20.6	16.8
<b>TOTAL</b>	<b>9</b>	<b>185</b>	<b>0</b>	<b>36</b>	<b>20.6</b>	<b>16.8</b>

### #93 | Paul Boyette Jr. | DT

YEAR	G	UT-AT	TOTAL	TFL-YDS	SACKS-YDS	PBU	FF	FR	BLKD	QBH
2013	4	1-1	2	0.5-2	0.0-0	0	0	0	0	0
2014	13	14-16	30	3.5-6	0.5-1	1	0	2	0	0
2015	11	21-7	28	6.0-16	3.0-10	2	0	1	0	3
<b>TOTAL</b>	<b>28</b>	<b>36-24</b>	<b>60</b>	<b>10.0-24</b>	<b>3.5-11</b>	<b>3</b>	<b>0</b>	<b>3</b>	<b>0</b>	<b>3</b>

### #1 | John Burt | WR

YEAR	G	REC	YDS	TD	LG	YDS/REC	YDS/G	RUSH	YDS
2015	11	24	436	2	84	18.2	39.6	1	-2
<b>TOTAL</b>	<b>11</b>	<b>24</b>	<b>436</b>	<b>2</b>	<b>84</b>	<b>18.2</b>	<b>39.6</b>	<b>1</b>	<b>-2</b>

### #26 | Adrian Colbert | S

YEAR	G	UT-AT	TOTAL	TFL-YDS	PBU	INT-YDS	FF	FR	BLKD	QBH
2013	13	4-2	6	0.0-0	0	0-0	0	0	0	0
2014	13	16-5	21	0.0-0	2	1-0	0	0	0	1
2015	11	0-0	0	0.0-0	0	0-0	0	0	0	0
<b>TOTAL</b>	<b>37</b>	<b>20-7</b>	<b>27</b>	<b>0.0-0</b>	<b>2</b>	<b>1-0</b>	<b>0</b>	<b>0</b>	<b>0</b>	<b>1</b>

### #30 | Timothy Cole | LB

YEAR	G	UT-AT	TOTAL	TFL-YDS	SACKS-YDS	PBU	FF	FR	BLKD	QBH
2013	11	4-6	10	0.0-0	0.0-0	0	0	0	0	1
2014	9	0-2	2	0.0-0	0.0-0	1	0	0	0	0
2015	10	18-7	25	1.0-8	1.0-8	0	0	0	0	1
<b>TOTAL</b>	<b>30</b>	<b>22-15</b>	<b>37</b>	<b>1.0-8</b>	<b>1.0-8</b>	<b>1</b>	<b>0</b>	<b>0</b>	<b>0</b>	<b>2</b>

### #91 | Bryce Cottrell | DT

YEAR	G	UT-AT	TOTAL	TFL-YDS	SACKS-YDS	PBU	FF	FR	BLKD	QBH
2013	11	3-2	5	1.0-7	1.0-7	1	0	0	0	1
2014	10	4-3	7	0.5-0	0.0-0	1	0	0	0	2
2015	11	15-11	26	6.5-34	4.0-28	1	0	0	0	3
<b>TOTAL</b>	<b>32</b>	<b>22-16</b>	<b>38</b>	<b>8.0-41</b>	<b>5.0-35</b>	<b>3</b>	<b>0</b>	<b>0</b>	<b>0</b>	<b>6</b>

### #25 | Antwuan Davis | CB

YEAR	G	UT-AT	TOTAL	TFL-YDS	PBU	FF	FR	BLKD	QBH
2014	9	2-1	3	0.0-0	0	0	0	0	0
2015	11	6-2	8	0.0-0	1	0	1	0	0
<b>TOTAL</b>	<b>20</b>	<b>8-3</b>	<b>11</b>	<b>0.0-0</b>	<b>1</b>	<b>0</b>	<b>1</b>	<b>0</b>	<b>0</b>

### #9 | Davante Davis | CB

YEAR	G	UT-AT	TOTAL	TFL-YDS	PBU	INT-YDS	FF	FR	BLKD	QBH
2015	11	24-5	29	1.0-3	8	1-0	0	0	0	0
<b>TOTAL</b>	<b>11</b>	<b>24-5</b>	<b>29</b>	<b>1.0-3</b>	<b>8</b>	<b>1-0</b>	<b>0</b>	<b>0</b>	<b>0</b>	<b>0</b>

### #1 | Shiro Davis | DE

YEAR	G	UT-AT	TOTAL	TFL-YDS	SACKS-YDS	PBU	FF	FR	BLKD	QBH
2012	7	3-0	3	1.0-5	0.0-0	1	0	0	0	1
2013	13	7-8	15	3.5-16	1.0-9	0	0	0	0	3
2014	13	12-11	23	4.0-23	3.5-22	0	0	1	0	0
2015	10	15-10	25	5.5-30	2.0-20	0	2	0	0	3
<b>TOTAL</b>	<b>43</b>	<b>37-29</b>	<b>66</b>	<b>14.0-74</b>	<b>6.5-51</b>	<b>1</b>	<b>2</b>	<b>1</b>	<b>0</b>	<b>7</b>

### #36 | Alex De La Torre | TE

YEARS	G	RUSH	YDS	TD	LG	YDS/G	REC	YDS	TD	LG	YDS/G
2012	7	0	0	0	0	0.0	0	0	0	0	0.0
2013	13	1	19	0	19	1.5	1	2	1	2	0.2
2014	13	0	0	0	0	0.0	1	23	0	23	1.8
2015	10	0	0	0	0	0.0	3	24	0	13	2.4
<b>TOTAL</b>	<b>43</b>	<b>1</b>	<b>19</b>	<b>0</b>	<b>19</b>	<b>0.4</b>	<b>5</b>	<b>49</b>	<b>1</b>	<b>23</b>	<b>1.1</b>

### #13 | Michael Dickson | P

YEARS	G	PUNTS	YARDS	LG	AVG	IN-20	50+	TB	FC	BLK
2015	11	71	2936	63	41.4	17	17	5	29	0
<b>TOTAL</b>	<b>11</b>	<b>71</b>	<b>2936</b>	<b>63</b>	<b>41.4</b>	<b>17</b>	<b>17</b>	<b>5</b>	<b>29</b>	<b>0</b>

### #15 | Bryson Echols | CB

YEAR	G	UT-AT	TOTAL	TFL-YDS	PBU	FF	FR	BLKD	QBH
2013	13	5-6	11	0.0-0	0	0	0	0	0
2014	13	12-5	17	0.0-0	1	1	0	0	0
2015	6	1-2	3	0.0-0	0	0	0	0	0
<b>TOTAL</b>	<b>32</b>	<b>18-13</b>	<b>31</b>	<b>0.0-0</b>	<b>1</b>	<b>1</b>	<b>0</b>	<b>0</b>	<b>0</b>

### #16 | DeShon Elliott | S

YEAR	G	UT-AT	TOTAL	TFL-YDS	PBU	INT-YDS	FF	FR	BLKD	QBH
2015	5	8-1	9	0.0-0	2	2-5	1	0	0	0
<b>TOTAL</b>	<b>5</b>	<b>8-1</b>	<b>9</b>	<b>0.0-0</b>	<b>2</b>	<b>2-5</b>	<b>1</b>	<b>0</b>	<b>0</b>	<b>0</b>

### #95 | Poona Ford | DT

YEAR	G	UT-AT	TOTAL	TFL-YDS	SACKS-YDS	PBU	FF	FR	BLKD	QBH
2014	9	4-5	9	1.0-2	0.0-0	0	0	0	0	0
2015	11	19-14	33	6.0-29	2.5-21	1	0	0	0	0
<b>TOTAL</b>	<b>20</b>	<b>23-19</b>	<b>42</b>	<b>7.0-31</b>	<b>2.5-21</b>	<b>1</b>	<b>0</b>	<b>0</b>	<b>0</b>	<b>0</b>

### #3 | Armanti Foreman | WR

YEARS	G	RUSH	YDS	TD	LG	YDS/G	REC	YDS	TD	LG	YDS/G
2014	12	2	41	0	29	3.4	10	188	2	73	15.7
2015	9	2	2	0	2	0.2	11	182	2	40	20.2
<b>TOTAL</b>	<b>21</b>	<b>4</b>	<b>43</b>	<b>0</b>	<b>29</b>	<b>2.0</b>	<b>21</b>	<b>370</b>	<b>4</b>	<b>73</b>	<b>17.6</b>

#### KICK RETURNS

YEAR	RET	YDS	TD	LG	AVG/R	AVG/G
2014	11	198	0	27	18.0	16.5
2015	0	0	0	0	0.0	0.0
<b>TOTAL</b>	<b>11</b>	<b>198</b>	<b>0</b>	<b>27</b>	<b>18.0</b>	<b>9.4</b>

### #33 | D'Onta Foreman | RB

YEARS	G	RUSH	YDS	TD	LG	YDS/G	REC	YDS	TD	LG	YDS/G
2014	7	15	73	0	34	10.4	1	7	0	7	1.0
2015	10	95	681	5	93	68.1	5	64	0	22	6.4
<b>TOTAL</b>	<b>17</b>	<b>110</b>	<b>754</b>	<b>5</b>	<b>93</b>	<b>44.4</b>	<b>6</b>	<b>71</b>	<b>0</b>	<b>22</b>	<b>4.2</b>

2015 TEXAS CAREER STATS

KICK RETURNS						
YEAR	RET	YDS	TD	LG	AVG/R	AVG/G
2014	1	5	0	5	5.0	0.7
2015	1	25	0	25	25.0	2.5
TOTAL	2	30	0	25	15.0	1.8

#35 | Edwin Freeman | LB

YEAR	G	UT-AT	TOTAL	TFL-YDS	PBU	FF	FR	BLKD	QBH
2015	5	6-2	8	3.0-6	0	1	0	0	0
TOTAL	5	6-2	8	3.0-6	0	1	0	0	0

#32 | Johnathan Gray | RB

YEARS	G	RUSH	YDS	TD	LG	YDS/G	REC	YDS	TD	LG	YDS/G
2012	13	149	701	3	49	53.9	11	151	1	34	11.6
2013	9	159	780	4	45	86.7	15	61	0	10	6.8
2014	13	147	637	7	42	49.0	20	122	0	17	9.4
2015	10	123	489	3	46	48.9	6	84	0	26	8.4
TOTAL	45	578	2607	17	49	57.9	52	418	1	34	9.3

KICK RETURNS						
YEARS	RET	YDS	TD	LG	AVG/R	AVG/G
2015	2	18	0	13	9.0	1.8
TOTAL	2	18	0	13	9.0	0.4

#44 | Breckyn Hager | LB

YEAR	G	UT-AT	TOTAL	TFL-YDS	PBU	INT-YDS	FF	FR	BLKD	QBH
2015	8	7-5	12	0.0-0	1	1-10	0	0	0	0
TOTAL	8	7-5	12	0.0-0	1	1-10	0	0	0	0

#14 | Dylan Haines | S

YEARS	G	UT-AT	TOTAL	TFL-YDS	PBU	INT-YDS-TD	FF	FR	SACKS-YDS
2014	13	52-34	86	0.0-0	11	4-98-1	1	0	0.0-0
2015	11	37-10	47	3.0-17	8	5-102-0	0	0	1.0-14
TOTAL	24	89-44	133	3.0-17	19	9-200-1	1	1	1.0-14

#31 | Jason Hall | S

YEARS	G	UT-AT	TOTAL	TFL-YDS	PBU	INT-YDS	FF	FR	SACKS-YDS
2014	12	30-20	50	1.0-7	2	0-0	0	0	1.0-7
2015	11	28-17	45	0.5-1	3	1-35	1	0	0.0-0
TOTAL	23	58-37	95	1.5-8	5	1-35	1	0	1.0-7

#13 | Jerrod Heard | QB

YEARS	G	ATT-CMP-INT	YDS	TD	LG	PCT	YDS/G	RUSH	YDS	TD	LG	YDS/G
2015	11	157-92-5	1214	5	84	58.6	110.4	136	556	3	45	50.5
TOTAL	11	157-92-5	1214	5	84	58.6	110.4	136	556	3	45	50.5

TOTAL OFFENSE				
RUSH	PASS	TOTAL	AVG/G	
2015	556	1214	1770	160.9
TOTAL	556	1214	1770	160.9

#5 | Holton Hill | DB

YEARS	G	UT-AT	TOTAL	TFL-YDS	PBU	INT-YDS-TD	FF	FR	SACKS-YDS
2015	11	33-12	45	1.0-2	3	1-41-1	0	1	0.0-0
TOTAL	11	33-12	45	1.0-2	3	1-41-1	0	1	0.0-0

#15 | Trey Holtz | QB

YEARS	G	ATT-CMP-INT	YDS	TD	LG	PCT	YDS/G	RUSH	YDS	TD	LG	YDS/G
2015	10	0-0-0	0	0	0	--	0.0	2	10	0	10	1.0
TOTAL	10	0-0-0	0	0	0	--	0.0	2	10	0	10	1.0

#40 | Naashon Hughes | DE

YEAR	G	UT-AT	TOTAL	TFL-YDS	SACKS-YDS	PBU	FF	FR	BLKD	QBH
2014	13	22-8	30	3.5-5	0.5-1	1	0	0	0	2
2015	11	32-17	49	7.0-35	4.5-32	1	1	0	0	4
TOTAL	24	54-25	79	10.5-40	5.0-33	2	1	0	0	6

#99 | Desmond Jackson | DT

YEAR	G	UT-AT	TOTAL	TFL-YDS	SACKS-YDS	PBU	FF	FR	BLKD	QBH
2011	12	4-6	10	2.0-12	2.0-12	0	0	0	0	1
2012	13	13-20	33	6.0-24	2.0-15	0	0	0	0	4
2013	13	17-22	39	3.5-15	2.0-11	0	1	1	0	3
2014	3	6-3	9	0.0-0	0.0-0	0	0	1	0	1
2015	10	18-11	29	2.5-10	1.5-9	0	0	1	0	1
TOTAL	51	60-63	123	14.0-61	7.5-47	0	1	3	0	10

#46 | Malik Jefferson | LB

YEAR	G	UT-AT	TOTAL	TFL-YDS	SACKS-YDS	PBU	FF	FR-TD	BLKD	QBH
2015	11	37-24	61	7.0-23	2.5-12	3	1	1-1	0	6
TOTAL	11	37-24	61	7.0-23	2.5-12	3	1	1-1	0	6

#19 | Peter Jinkens | LB

YEARS	G	UA-A	TOTAL	TFL-YDS	SACKS-YDS	PBU	INT-YDS	FF	FR	BLKD	QBH
2012	13	18-11	29	3.0-6	1.0-2	1	1-4	0	0	0	0
2013	13	31-17	48	1.5-8	0.0-0	0	0-0	1	0	0	1
2014	13	19-7	26	1.0-4	0.0-0	0	0-0	0	0	0	0
2015	11	46-29	75	9.5-43	6.5-38	0	0-0	0	0	0	4
TOTAL	50	114-64	178	15.0-61	7.5-40	1	1-4	1	0	0	5

#5 | Lorenzo Joe | WR

YEAR	G	REC	YDS	TD	LG	YDS/REC	YDS/G
2014	13	3	36	0	22	12.0	2.8
2015	10	4	73	1	37	18.2	7.3
TOTAL	23	7	109	1	37	15.6	4.7

#4 | Daje Johnson | WR

YEARS	G	REC	YDS	TD	LG	YDS/G	RUSH	YDS	TD	LG	YDS/G
2012	12	19	287	1	70	23.9	27	203	1	84	16.9
2013	9	24	178	1	66	19.8	24	140	1	24	15.6
2014	6	5	-7	0	11	-1.2	7	88	0	30	14.7
2015	10	34	364	1	54	36.4	6	28	0	9	2.8
TOTAL	37	82	822	3	70	22.2	64	459	2	84	12.4

PUNT						KICK					
RET-YDS	TD	LG	AVG/RET	AVG/G		RET-YDS	TD	LG	YDS/RET	AVG/G	
2012	0-0	0	0	0.0	0.0	4-83	0	25	20.8	6.9	
2013	16-172	1	85	10.8	19.1	14-267	0	40	19.1	29.7	
2014	0-0	0	0	0.0	0.0	4-98	0	30	24.5	16.3	
2015	20-222	1	85	11.1	22.2	21-476	0	54	22.7	47.6	
TOTAL	36-394	2	85	10.9	10.6	43-924	0	54	21.5	25.0	

#28 | Kirk Johnson | RB

YEARS	G	RUSH	YDS	TD	LG	YDS/G	REC	YDS	TD	LG	YDS/G
2015	6	8	44	0	32	7.3	0	0	0	0	0.0
TOTAL	6	8	44	0	32	7.3	0	0	0	0	0.0

#7 | Marcus Johnson | WR

YEARS	G	REC	YDS	TD	LG	YDS/G	RUSH	YDS	TD	LG	YDS/G
2012	8	0	0	0	0	0.0	0	0	0	0	0.0
2013	11	22	350	2	65	31.8	2	19	0	24	1.7
2014	13	27	313	1	41	24.1	0	0	0	0	0.0
2015	9	12	130	1	47	14.4	0	0	0	0	0.0
TOTAL	41	61	793	4	65	19.3	2	19	0	24	0.5

KICK RETURNS						
YEARS	RET	YDS	TD	LG	AVG/R	AVG/G
2012	0	0	0	0	0.0	0.0
2013	7	144	0	28	20.6	13.1
2014	10	191	0	33	19.1	14.7
TOTAL	17	335	0	33	19.7	8.2

#28 | Nick Jordan | K

KICKING	G	FG	ATT	MADE	LG	PCT	PAT
2012	10	15	9	40	60.0	31	
TOTAL	10	15	9	40	60.0	31	

## 2015 TEXAS CAREER STATS

### #8 | Dorian Leonard | WR

YEARS	G	REC	YDS	TD	LG	YDS/REC	YDS/G
2014	6	1	7	0	7	7.0	1.2
2015	11	0	0	0	0	0.0	0.0
<b>TOTAL</b>	<b>17</b>	<b>1</b>	<b>7</b>	<b>0</b>	<b>7</b>	<b>7.0</b>	<b>0.4</b>

### #11 | P.J. Locke III | S

YEARS	G	UT-AT	TOTAL	TFL-YDS	PBU	FF	FR	BLKD	QBH
2015	11	5-2	7	0.0-0	1	0	0	0	0
<b>TOTAL</b>	<b>11</b>	<b>5-2</b>	<b>7</b>	<b>0.0-0</b>	<b>1</b>	<b>0</b>	<b>0</b>	<b>0</b>	<b>0</b>

### #96 | Jake McMillon | DT

YEARS	G	UT-AT	TOTAL	TFL-YDS	PBU	FF	FR	BLKD	QBH
2015	11	1-2	3	0.0-0	0	0	0	0	0
<b>TOTAL</b>	<b>11</b>	<b>1-2</b>	<b>3</b>	<b>0.0-0</b>	<b>0</b>	<b>0</b>	<b>0</b>	<b>0</b>	<b>0</b>

### #6 | DeAndre McNeal | WR

YEARS	G	RUSH	YDS	TD	LG	YDS/C	YDS/G
2015	8	1	9	0	9	9.0	1.1
<b>TOTAL</b>	<b>8</b>	<b>1</b>	<b>9</b>	<b>0</b>	<b>9</b>	<b>9.0</b>	<b>1.1</b>

### #97 | Chris Nelson | DT

YEARS	G	UT-AT	TOTAL	TFL-YDS	SACKS-YDS	PBU	FF	FR	BLKD	QBH
2015	7	2-2	4	1.0-9	1.0-9	0	0	0	0	1
<b>TOTAL</b>	<b>7</b>	<b>2-2</b>	<b>4</b>	<b>1.0-9</b>	<b>1.0-9</b>	<b>0</b>	<b>0</b>	<b>0</b>	<b>0</b>	<b>1</b>

### #17 | Ryan Newsome | WR

YEARS	G	REC	YDS	TD	LG	YDS/REC	YDS/G
2015	6	3	21	0	8	7.0	3.5
<b>TOTAL</b>	<b>6</b>	<b>3</b>	<b>21</b>	<b>0</b>	<b>8</b>	<b>7.0</b>	<b>3.5</b>

#### KICK RETURNS

	NO.	YDS	TD	LG	AVG/R	AVG/G
2015	4	70	0	23	17.5	11.7
<b>TOTAL</b>	<b>4</b>	<b>70</b>	<b>0</b>	<b>23</b>	<b>17.5</b>	<b>11.7</b>

### #94 | Alex Norman | DT

YEARS	G	UT-AT	TOTAL	TFL-YDS	SACKS-YDS	PBU	FF	FR	BLKD	QBH
2013	4	0-1	1	0.0-0	0.0-0	0	0	0	0	0
2014	2	1-0	1	1.0-5	1.0-5	0	0	0	0	0
2015	0	0-0	0	0.0-0	0.0-0	0	0	0	0	0
<b>TOTAL</b>	<b>6</b>	<b>1-1</b>	<b>2</b>	<b>1.0-5</b>	<b>1.0-5</b>	<b>0</b>	<b>0</b>	<b>0</b>	<b>0</b>	<b>0</b>

### #90 | Charles Omenihu | DE

YEARS	G	UT-AT	TOTAL	TFL-YDS	SACKS-YDS	PBU	FF	FR	BLKD	QBH
2015	11	15-2	17	1.0-1	0.0-0	0	1	1	0	0
<b>TOTAL</b>	<b>11</b>	<b>15-2</b>	<b>17</b>	<b>1.0-1</b>	<b>0.0-0</b>	<b>0</b>	<b>1</b>	<b>1</b>	<b>0</b>	<b>0</b>

### #98 | Hassan Ridgeway | DT

YEARS	G	UT-AT	TOTAL	TFL-YDS	SACKS-YDS	PBU	FF	FR	TD	BLKD	QBH
2013	12	7-6	13	1.0-4	0.0-0	1	0	0-0	0	0	5
2014	13	30-18	48	9.5-56	6.0-48	0	0	0-0	0	0	2
2015	11	24-12	36	6.5-21	3.5-16	0	0	2-1	0	0	2
<b>TOTAL</b>	<b>36</b>	<b>61-36</b>	<b>97</b>	<b>17.0-81</b>	<b>9.5-64</b>	<b>1</b>	<b>0</b>	<b>2-1</b>	<b>0</b>	<b>0</b>	<b>9</b>

### #49 | Derick Roberson | DE

YEARS	G	UT-AT	TOTAL	TFL-YDS	SACKS-YDS	PBU	FF	FR	BLKD	QBH
2015	8	3-2	5	2.0-6	2.0-6	0	1	0	0	1
<b>TOTAL</b>	<b>8</b>	<b>3-2</b>	<b>5</b>	<b>2.0-6</b>	<b>2.0-6</b>	<b>0</b>	<b>1</b>	<b>0</b>	<b>0</b>	<b>1</b>

### #23 | NICK ROSE | K

YEARS	G	FG	ATT	MADE	LG	PCT	PAT
2012	13	0	0	0	0	0.0	3
2013	13	0	0	0	0	0.0	0
2014	13	21	14	51	66.7	30	
2015	11	13	10	46	76.9	36	
<b>TOTAL</b>	<b>50</b>	<b>34</b>	<b>24</b>	<b>51</b>	<b>70.6</b>	<b>69</b>	

### #18 | Tyrone Swoopes | QB

YEARS	G	ATT	CMP	INT	YDS	TD	LG	PCT	YDS/G	RUSH	YDS	TD	LG	YDS/G
2013	6	13	5	0	26	0	8	38.5	4.3	20	79	1	26	13.2
2014	13	384	224	11	2409	13	73	58.3	185.3	108	262	4	28	20.2
2015	10	74	35	1	386	3	48	47.3	38.6	64	399	11	46	39.9
<b>TOTAL</b>	<b>29</b>	<b>471</b>	<b>264</b>	<b>12</b>	<b>2821</b>	<b>16</b>	<b>73</b>	<b>56.1</b>	<b>97.3</b>	<b>192</b>	<b>740</b>	<b>16</b>	<b>46</b>	<b>25.5</b>

### #88 | Ty Templin | WR

YEAR	G	REC	YDS	TD	LG	YDS/REC	YDS/G
2014	11	1	7	0	7	7.0	0.6
2015	2	0	0	0	0	0.0	0.0
<b>TOTAL</b>	<b>13</b>	<b>1</b>	<b>7</b>	<b>0</b>	<b>7</b>	<b>7.0</b>	<b>0.5</b>

### #21 | Duke Thomas | CB

YEARS	G	UT-AT	TOTAL	TFL-YDS	PBU	INT-YDS	FF	FR	SACKS-YDS
2012	13	10-2	12	0.0-0	0	0-0	1	0	0.0-0
2013	13	32-18	50	2.0-10	8	3-19	0	0	1.0-9
2014	13	36-17	53	0.5-3	13	3-24	0	0	0.0-0
2015	11	39-15	54	3.0-12	4	0-0	0	0	0.0-0
<b>TOTAL</b>	<b>50</b>	<b>117-52</b>	<b>169</b>	<b>5.5-25</b>	<b>25</b>	<b>6-43</b>	<b>1</b>	<b>0</b>	<b>1.0-9</b>

	PUNT				KICK			
	RET-YDS	TD	LG	AVG/RET	RET-YDS	TD	LG	YDS/RET
2012	0-0	0	0	0.0	0-0	0	0	0.0
2013	0-0	0	0	0.0	7-161	0	38	23.0
2014	0-0	0	0	0.0	3-69	0	32	23.0
2015	2-55	0	56	27.5	2-23	0	24	11.5
<b>TOTAL</b>	<b>2-55</b>	<b>0</b>	<b>56</b>	<b>27.5</b>	<b>12-253</b>	<b>0</b>	<b>38</b>	<b>21.1</b>

### #18 | Kevin Vaccaro | S

YEAR	G	UT-AT	TOTAL	TFL-YDS	PBU	FF	FR	BLKD	QBH
2012	12	4-0	4	0.0-0	0	0	0	0	0
2014	10	0-0	0	0.0-0	0	0	0	0	0
2015	9	11-4	15	0.0-0	1	1	0	0	0
<b>TOTAL</b>	<b>31</b>	<b>15-4</b>	<b>19</b>	<b>0.0-0</b>	<b>1</b>	<b>1</b>	<b>0</b>	<b>0</b>	<b>0</b>

### #92 | Quincy Vasser | DE

YEAR	G	UT-AT	TOTAL	TFL-YDS	PBU	FF	FR	BLKD	QBH
2015	7	4-3	7	0.0-0	0	0	0	0	0
<b>TOTAL</b>	<b>7</b>	<b>4-3</b>	<b>7</b>	<b>0.0-0</b>	<b>0</b>	<b>0</b>	<b>0</b>	<b>0</b>	<b>0</b>

### #25 | Chris Warren III | RB

YEARS	G	RUSH	YDS	TD	LG	YDS/G	REC	YDS	TD	LG	YDS/G
2015	7	43	364	4	91	52.0	4	9	0	9	1.3
<b>TOTAL</b>	<b>7</b>	<b>43</b>	<b>364</b>	<b>4</b>	<b>91</b>	<b>52.0</b>	<b>4</b>	<b>9</b>	<b>0</b>	<b>9</b>	<b>1.3</b>

### #11 | Jacorey Warrick | WR

YEAR	G	REC	YDS	TD	LG	YDS/REC	YDS/G
2013	3	0	0	0	0	0.0	0.0
2014	13	10	94	0	15	9.4	7.2
2015	6	6	35	0	21	5.8	5.8
<b>TOTAL</b>	<b>22</b>	<b>16</b>	<b>129</b>	<b>0</b>	<b>21</b>	<b>8.1</b>	<b>5.9</b>

#### KICK RETURNS

YEARS	RET	YDS	TD	LG	AVG/R	AVG/G
2014	1	30	0	30	30.0	2.3
2015	1	12	0	12	12.0	2.0
<b>TOTAL</b>	<b>2</b>	<b>42</b>	<b>0</b>	<b>30</b>	<b>21.0</b>	<b>1.9</b>

### #45 | Anthony Wheeler | LB

YEARS	G	UT-AT	TOTAL	TFL-YDS	SACKS-YDS	PBU	FF	FR	BLKD	QBH
2015	11	18-12	30	1.0-5	0.0-0	0	0	0	0	0
<b>TOTAL</b>	<b>11</b>	<b>18-12</b>	<b>30</b>	<b>1.0-5</b>	<b>0.0-0</b>	<b>0</b>	<b>0</b>	<b>0</b>	<b>0</b>	<b>0</b>



## THE LAST TIME....

## TEXAS

## TEAM

BOLD INDICATES THIS SEASON

<b>Scored 50+</b>	<b>59, Kansas, 11/7/2015</b>
Scored 60+	66-31, at Ole Miss, 9/15/2012
Scored 70+	70-3, vs. Colorado, 12/3/2005
<b>Scored &lt;10</b>	<b>7-50, at TCU, 10/3/2015</b>
<b>Scored &lt;7</b>	<b>3-38, at Notre Dame, 9/5/2015</b>
<b>Was Shutout</b>	<b>0-24, at Iowa State, 10/31/2015</b>
Was Shutout at Home	0-30, vs. Houston, 11/6/1976
Shutout Opponent	23-0, at Kansas, 9/27/2014
Shutout Opponent at Home	45-0, vs. New Mexico, 9/8/2012
Shutout Opponent on Road	23-0, at Kansas, 9/27/2014
Shutout a Conference Opponent	23-0, at Kansas, 9/27/2014
<b>Shutout vs. Conference Opponent</b>	<b>0-24, at Iowa State, 10/31/2015</b>
<b>300+ yards rushing</b>	<b>313 yds, vs. Oklahoma, 10/10/2015</b>
<b>400+ yards rushing</b>	<b>403 yds, vs. Texas Tech, 11/26/2015</b>
<b>&lt;100 yards rushing</b>	<b>60 yds, at Notre Dame, 9/5/2015</b>
Negative net rushing	-7 net rushing yards, vs. Oklahoma, 10/07/2000
<b>300+ passing yards</b>	<b>364 yds, vs. Cal, 9/19/2015</b>
400+ passing yards	470 yds, vs. UCF, 11/7/2009
<b>500+ total yards</b>	<b>598 yds, Kansas, 11/7/2015</b>
<b>600+ total yards</b>	<b>650 yds, vs. Cal, 9/19/2015</b>
<b>&lt;200 yards total offense</b>	<b>163 yds, at Notre Dame, 9/5/2015</b>
<100 yards total offense	59 yds, vs. Arkansas, 12/29/2014
30+ first downs	31, vs. Iowa State, 11/10/2012
<b>100+ yards in penalties</b>	<b>128, Oklahoma State, 9/26/2015</b>
<b>2+ fumbles lost</b>	<b>3 fumbles lost, at West Virginia, 11/14/2015</b>
Scored a Safety	Cedric Reed sacked Clint Trickett in end zone vs. West Virginia, 11/9/2014
<b>Allowed a Safety</b>	<b>Snap through end zone on punt at TCU, 10/3/2015</b>
Scored a 1-Point Safety	vs. Texas A&M, PAT blocked; recovered by defense, fumbled, recovered by offense in end zone, 11/26/2004
<b>Forced 5 or more turnovers</b>	<b>5 (3 INTS, 2 FUM Rec), vs. Rice, 9/12/2015</b>
<b>Committed 5 or more turnovers</b>	<b>5, at West Virginia, 11/14/2015</b>
Intercepted 4 or more passes	4, at Kansas, 9/27/2014
<b>Forced 2 or more fumbles</b>	<b>3, Texas Tech, 11/26/2015</b>
<b>2+ Defensive TD's</b>	<b>34-yd fumble return by Hassan Ridgeway, 41-yd interception return by Holton Hill, Oklahoma State, 9/26/2015</b>
<b>1+ Defensive &amp; 1 Special Teams TD</b>	<b>85 yds punt return by Daje Johnson, 9/12/2015</b>
	<b>26 yds fumble return by Malik Jefferson, 9/12/2015</b>
<b>4 TD's in game</b>	<b>Chris Warren, III. (91r, 21r, 23r, 8r) vs. Texas Tech, 11/26/2015</b>

## RUSHING

<b>100+ yards rushing</b>	<b>147 yds, D'Onta Foreman, at West Virginia, 11/14/2015</b>
<b>200+ yards rushing</b>	<b>276, Chris Warren, III., Texas Tech, 11/26/2015</b>
300+ yards rushing	350 yds, Ricky Williams vs. Iowa State, 10/3/1998
<b>100+ yds rushing by 2 plyrs</b>	<b>D'Onta Foreman (117) and Jerrod Heard (115) vs. Oklahoma, 10/10/2015</b>
30+ carries	34 carries, Cedric Benson vs. Baylor, 10/2/2004
<b>Consecutive 100-yd games</b>	<b>D'Onta Foreman vs. KU &amp; at WV, 11/7-14/2015</b>
Consecutive 200-yd games	Hodges Mitchell, at Texas Tech and at Kansas, 2000
50+ yd run	55 yds, David Ash vs. New Mexico State, 8/31/2013
<b>60+ yd run</b>	<b>65 yds, D'Onta Foreman at West Virginia, 11/14/2015</b>
70+ yd run	84 yds, Daje Johnson vs. Baylor, 10/20/2012
<b>80+ yd run</b>	<b>81 yds, D'Onta Foreman vs. Oklahoma, 10/10/2015</b>
<b>90+ yd run</b>	<b>91 yds, Chris Warren, III., Texas Tech, 11/26/2015</b>
<b>3+ rushing TD's in a game</b>	<b>(1, 2, 10) by Tyrone Swoopes, Kansas State, 10/24/2015</b>
<b>4+ rushing TD's in game</b>	<b>Chris Warren, III. (91r, 21r, 23r, 8r) vs. Texas Tech, 11/26/2015</b>

## SPAN

<b>2 games</b>
47 games
129 games
<b>6 games</b>
<b>10 games</b>
<b>3 games</b>
220 home gms
20 games
24 home gms
7 road games
19 games
<b>3 games</b>
<b>5 games</b>

## LAST GAME

<b>10 games</b>
220 games
<b>8 games</b>
80 games
<b>2 games</b>
<b>8 games</b>
<b>10 games</b>
11 games
40 games
<b>7 games</b>
<b>1 game</b>
15 games
<b>6 games</b>
142 games
<b>9 games</b>
<b>1 game</b>
20 games
<b>LAST GAME</b>
<b>7 games</b>

## SPAN

<b>1 game</b>
<b>LAST GAME</b>
227 games
<b>5 games</b>
149 games
<b>1 game</b>
194 games
36 games
<b>1 game</b>
43 games
<b>5 games</b>
<b>LAST GAME</b>
<b>3 games</b>
<b>LAST GAME</b>

## PASSING

<b>300+ yds passing</b>	<b>364 yds, Jerrod Heard vs. Cal, 9/19/2015</b>
400+ yds passing	470 yds, Colt McCoy vs. UCF, 11/7/2009
40+ pass attempts	44, Tyrone Swoopes vs. Oklahoma, 10/11/2014
50+ pass attempts	59, Garrett Gilbert at Kansas State, 11/6/2010
25+ completions	27, Tyrone Swoopes vs. Oklahoma, 10/11/2014
3 TD passes	(49, 10, 2) by Case McCoy at West Virginia, 11/9/2013
4 TD passes	(54, 66, 74, 25) by David Ash vs. New Mexico State, 8/31/2013
5 TD passes	by Colt McCoy (35, 1, 26, 40, 15) vs. Baylor, 11/8/2008
6 TD passes	by Colt McCoy (24, 16, 2, 19, 62, 50) vs. Baylor, 10/14/2006
Consecutive 300+ yd games	Colt McCoy, vs. Kansas(396) and at Texas A&M(304), 2009
<b>50+ yd completion</b>	<b>69 yds, Jerrod Heard to John Burt, vs. Rice, 9/12/2015</b>
70+ yd completion	73 yds, Tyrone Swoopes to Armant Foreman, vs. TCU, 11/27/2014
<b>80+ yd completion</b>	<b>84 yds, Jerrod Heard to John Burt, vs. Kansas, 11/7/2015</b>

## RECEIVING

<b>100+ yards receiving</b>	<b>113 yds, by John Burt vs. Kansas, 11/7/2015</b>
200+ yards receiving	273 yds, Jordan Shipley vs. UCF, 11/7/2009
100+ yds receiving by 2 plyrs	Mike Davis (114) and Jaxon Shipley (105) at BYU, 9/7/2013
15+ receptions	15 receptions, Jordan Shipley vs. Oklahoma State, 10/25/2008
Consecutive 100-yd games	Mike Davis, vs. Oklahoma State and vs. Texas Tech, 2012
<b>50+ yd reception</b>	<b>69 yds, John Burt vs. Rice, 9/12/2015</b>
70+ yd reception	73 yards, Armant Foreman vs. TCU, 11/27/2014
<b>80+ yd reception</b>	<b>84 yds, John Burt vs. Kansas, 11/7/2015</b>
3+ receiving TD's in a game	3, Jaxon Shipley at Oklahoma State, 9/29/2012

## SPECIAL TEAMS

50+ yd Field Goal	51 yds, Nick Rose at Oklahoma State, 11/15/2014
60+ yd Field Goal	60 yds, Russell Exleba vs. Texas Tech, 10/29/1977
Made 3+ Field Goal	(51, 34, 44) by Nick Rose at Oklahoma State, 11/15/2014
<b>Made 7+ PAT's</b>	<b>7, Nick Rose vs. Kansas, 11/7/2015</b>
<b>60-yd Punt</b>	<b>63 yds, Michael Dickson vs. Kansas, 11/7/2015</b>
70-yd Punt	70 yds, Justin Tucker vs. Iowa State, 10/23/2010
<b>Missed PAT</b>	<b>Nick Rose vs. Cal, 9/19/2015</b>
TD on Kickoff Return	D.J. Monroe (100 yds) at Oklahoma State; 9/29/2012
<b>TD on Punt Return</b>	<b>Daje Johnson (85 yds) vs. Rice, 9/12/2015</b>
2+ TD Kickoff Returns	
TD on Kickoff Return to start game	Greg Lott (88 yds) at Texas Tech, 9/24/1966
Consecutive Games with Special Teams TD	100 yd. KR, Fozzy Whittaker vs. Oklahoma, 10/8/2011
	and 100 yd. KR, Fozzy Whitaker vs. Oklahoma State, 10/15/2011
<b>Recovered On-Side Kick</b>	<b>Kevin Vaccaro, Kansas State (pooch), 10/24/2015</b>
2-pt Conversion	2 yd. rush by Garrett Gilbert vs. Iowa State, 10/23/2010
Defensive 2-pt Conversion	vs. Oklahoma, 10/13/2012
Blocked PAT	vs. Ole Miss, 9/14/2013
Blocked FG	Jackson Jeffcoat vs. Kansas, 11/02/13
TD on Blocked FG	Cedric Griffin (56 yds) vs. Tulane, 9/28/2002
Blocked Punt	Carrington Byndom vs Texas Tech University, 11/3/2012
TD on Blocked Punt	Josh Turner (34 yds) at Iowa State, 10/1/2011

## DEFENSE

<b>10+ Tackles</b>	<b>10, Naashon Hughes, Texas Tech, 11/26/2015</b>
<b>15+ Tackles</b>	<b>15, Hassan Ridgeway vs. Rice, 9/12/2015</b>
5+ Tackles for Loss	5 Alex Okafor vs. Oregon State, 12/29/2012
4+ Sacks	4.5, Alex Okafor vs. Oregon State, 12/29/2012
<b>2+ Interceptions</b>	<b>2, DeShon Elliott vs. Kansas, 11/7/2015</b>
2+ Fumble Recoveries	2, Sam Acho vs. Louisiana Monroe, 9/5/2009
<b>TD on Interception Return</b>	<b>Holton Hill (41 yds) vs. Oklahoma State, 9/26/2015</b>
<b>TD on Fumble Return</b>	<b>Hassan Ridgeway (34 yds) vs. Oklahoma State, 9/26/2015</b>

## SPAN

<b>8 games</b>
80 games
18 games
66 games
18 games
29 games
37 games
92 games
121 games
77 games
<b>8 games</b>
11 games
<b>2 games</b>

## SPAN

<b>2 games</b>
81 games
36 games
97 games
40 games
<b>8 games</b>
11 games
<b>2 games</b>
46 games

## SPAN

14 games
470 games
14 games
<b>2 games</b>
<b>2 games</b>
68 games
<b>8 games</b>
47 games
<b>9 games</b>
NEVER
597 games
57 games

<b>4 games</b>
71 games
45 games
34 games
29 games
175 games
41 games
58 games

## SPAN

<b>LAST GAME</b>
<b>9 games</b>
37 games
37 games
<b>2 games</b>
88 games
<b>7 games</b>
<b>7 games</b>

## THE LAST TIME....

## OPPONENT

BOLD INDICATES THIS SEASON

## TEAM

Scored 50+	7-50, at TCU, 10/3/2015
Scored 60+	21-63, vs. Oklahoma, 10/13/2012
Scored 70+	NEVER
Scored <10	23-9, Kansas State, 10/24/2015
Scored <7	23-0, at Kansas, 9/27/2014
300+ yards team rushing	550 yds, at BYU, 9/7/2013
<100 yards team rushing	67 yds, vs. Oklahoma, 10/10/2015
Negative net team rushing	-2 yds, vs. Kansas, 10/29/2011
300+ passing yards	372 yds, Texas Tech, 11/26/2015
400+ passing yards	409 yds, vs. Oklahoma State, 11/13/2010
500+ total team yards	548 yds, vs. Cal, 9/19/2015
600+ total team yards	665 yds, Texas Tech, 11/26/2015
<200 yards total offense	192 yds, at Oklahoma State, 11/15/2014
<100 yards total offense	94 yds, vs. North Texas, 8/30/2014
30+ first downs	31, at TCU, 10/3/2015
100+ yards in penalties	102 yds, vs. Texas Tech, 11/28/2013
2+ fumbles lost	3 fumbles lost by Texas Tech, 11/26/2015
Scored a Safety	Snap through end zone on punt, at TCU, 10/3/2015
Intercepted 4 or more passes	4, vs. TCU, 11/27/2014
2+ Non-Offensive TD's	1 FUM return (40 yds), 1 INT return (33 yds), TCU, 11/27/2014
3+ TD's total in a game (rush+rec)	(30r, 2r, 1r) by Taysom Hill, BYU, 9/6/2014
4+ TD's total in a game (rush+rec)	(13rec, 49rec, 50rec, 12rec) by K. Turpin, TCU, 10/3/2015

## RUSHING

100+ yards rushing	173 yds, DeAndre Washington, Texas Tech, 11/26/2015
200+ yards rushing	259 yds, Taysom Hill, BYU, 9/7/2013
300+ yards rushing	317 yds, Rashaan Salaam, Colorado, 10/1/1994
3+ TD's rushing	(30r, 2r, 1r) by Taysom Hill, BYU, 9/6/2014
30+ carries	32, Mike Warren, Iowa State, 10/31/2015
50+ yd run	74, Khalfani Muhammad, California, 9/19/2015
70+ yd run	74, Khalfani Muhammad, California, 9/19/2015
80+ yd run	95, Damien Williams, Oklahoma, 10/13/2012

## PASSING

300+ passing yards	372 yds, Patrick Mahomes, Texas Tech, 11/26/2015
400+ passing yards	409 yds, Brandon Weeden, Oklahoma State, 11/13/2010
3 TD passes	(6, 17, 3) by Jared Goff, Cal, 9/19/2015
4 TD passes	(70, 14, 14, 20) by Jerrod Johnson, Texas A&M, 11/26/2009
5 TD passes	(13, 15, 49, 50, 12) by Trevone Boykin, TCU, 10/3/2015
6 TD passes	(23, 15, 62, 5, 16, 25) by Kliff Kingsbury, Texas Tech, 11/16/2002
40+ pass attempts	49, Clint Trickett, West Virginia, 11/8/2014
50+ pass attempts	55, Sam B. Richardson, Iowa State, 10/18/2014
25+ completions	27, Jared Goff, California, 9/19/2015
50+ yd completion	59, Patrick Mahomes, Texas Tech, 11/26/2015
60+ yd completion	65, Patrick Mahomes, Texas Tech, 11/26/2015
70+ yd completion	72, Paul Millard, West Virginia, 11/9/2013
80+ yd completion	97, Sam B. Richardson, Iowa State, 10/3/2013

## RECEIVING

100+ yds receiving	108 yds, Ian Sadler & 105 yds, Jakeem Grant, Texas Tech, 11/26/2015
200+ yds receiving	237 yds, Tyler Lockett, Kansas State, 9/21/2013
100+ yds receiving by 2 plyrs	Ian Sadler (108) & Jakeem Grant (105), Texas Tech, 11/26/2015
3+ receiving TD's	4, KaVonte Turpin, TCU, 10/3/2015
15+ receptions	16, Kevin White, West Virginia, 11/8/2014
50+ yd reception	59, D. Lauderdale, Texas Tech, 11/26/2015
60+ yd completion	65, Jakeem Grant, Texas Tech, 11/26/2015
70+ yd reception	72, Mario Alford, West Virginia, 11/9/2013
80+ yd reception	97, Quenton Bundrage, Iowa State, 10/3/2013

## SPAN

6 games  
44 games  
NEVER

## 4 games

20 games  
35 games

## 5 games

56 games

## LAST GAME

64 games

## 8 games

## LAST GAME

13 games

## 24 games

## 6 games

26 games

## LAST GAME

6 games

12 games

12 games

21 games

## 6 games

## SPAN

## LAST GAME

35 games

276 games

21 games

## 3 games

## 8 games

## 8 games

44 games

## SPAN

## LAST GAME

65 games

## 8 games

77 games

## 6 games

167 games

14 games

17 games

## 8 games

## LAST GAME

## LAST GAME

28 games

32 games

## SPAN

## LAST GAME

33 games

## LAST GAME

6 games

14 games

## LAST GAME

## LAST GAME

28 games

32 games

## SPECIAL TEAMS

50+ yd FG	51 yds, Clayton Hatfield, Texas Tech, 11/26/2015
60+ yd FG	67, Steve Little, Arkansas, 10/15/1977
3+ FG's	(34, 41, 40) Ben Grogan, Oklahoma State, 9/26/2015
Made 7+ PAT's	7, Mike Hunnicutt, Oklahoma, 10/13/2012
60-yard punt	64 yds by Scott Arellano, BYU, 9/6/2014
70-yard punt	70 yds by Jeff Locke, UCLA, 9/17/2011
Missed PAT	Ryan Bustin, Texas Tech, 11/1/2014
Returned Kickoff for TD	Alex Ross (91 yds), Oklahoma, 10/11/2014
Returned Punt for TD	Jeff Scott (73 yds), Ole Miss 9/14/2013
Returned Blocked Punt for TD	Ghaali Muhammad (6 yds), Wyoming, 9/12/2009
2-pt Conversion	Dominic Rufran pass from Brett Smith, Wyoming, 9/1/2012
Defensive 2-pt Conversion	100 yds by Carl Nesmith, Kansas, 11/11/2000
Blocked PAT	@ Oklahoma State, 11/15/2014
Blocked FG	vs. Baylor, 10/4/2014
TD on Blocked FG	62 yds, Terrell Burt, Baylor, 10/4/2014

## DEFENSE

15+ Tackles	Will Smith (18), Texas Tech, 11/28/2013
5+ Tackles for Loss	Ndamukong Suh (7 for -22 yds), Nebraska, 12/5/2009
4+ Sacks	Ndamukong Suh (4.5 for -21 yds), Nebraska, 12/5/2009
2+ Fumble Recoveries	Ian Campbell (2), Kansas State, 11/11/2006
Returned Interception for TD	Josh Carraway (33 yds), TCU, 11/27/2014
Returned Fumble for TD	Jared Barber (42 yds), West Virginia, 11/14/2015
2+ Interceptions	2, Sam Carter, TCU, 11/27/2014

## SPAN

## LAST GAME

472 games

## 7 games

44 games

22 games

60 games

15 games

19 games

35 games

88 games

59 games

194 games

13 games

19 games

19 games

## SPAN

26 games

76 games

76 games

117 games

13 games

1 game

12 games