



TEXAS FOOTBALL

NATIONAL CHAMPIONS • 1963, '69, '70, 2005 **BIG 12 CHAMPIONS** • '96, '05, '09

SOUTHWEST CONFERENCE CHAMPIONS • 1920, '28, '30, '42, '43, '45, '50, '52, '53*, '59*, '61*, '62, '63, '68*, '69, '70, '71, '72, '73, '75*, '77, '83, '90, '94*, '95 (*co-champs)

GAME 9 MEDIA INFO

TV: LHN (national)

Talent: Anish Shroff (pxp), Keith Moreland (analyst), Ahmad Brooks (analyst), Jane Slater (sideline)

Local Radio: Longhorn IMG Radio Network / KTX 104.9

Talent: Craig Way (pxp), Roger Wallace (color), Quan Cosby (sideline)

Satellite Radio: XM 202, Sirius 118, Internet 969, Spanish 550

Internet: texas.leanplayer.com

Spanish Radio: KTX 97.1 FM, KZN 1530 AM

Talent: Dr. Ruben Pizarro-Silva (pxp), John Jagou (color)

Live Stats: sidearmstats.com/texas/football

Nov. 7, 2015 | 7 p.m. | Darrell K Royal-Texas Memorial Stadium (Cap: 100,119) | LHN



KANSAS JAYHAWKS

2015 Record: 0-8, 0-5 Big 12

Head Coach: David Beaty (Lindenwood '94)

Career Record: 0-8 (1st season)

Record at Kansas: Same



TEXAS LONGHORNS

2015 Record: 3-5, 2-3 Big 12

Head Coach: Charlie Strong (Central Arkansas '82)

Career Record: 46-28 (6th season)

Record at Texas: 9-12 (2nd season)

2015 SCHEDULE

3-5 OVERALL (2-3 BIG 12)

Date	Opponent	Time/Result
Sept. 5	at No. 11/11 Notre Dame (NBC)	L, 3-38
Sept. 12	RICE (LHN)	W, 42-28
Sept. 19	CALIFORNIA (FOX)	L, 44-45
Sept. 26	#24/22 OKLAHOMA STATE* (ESPN)	L, 27-30
Oct. 3	at #4/3 TCU* (ABC)	L, 7-50
Oct. 10	vs. #10/9 Oklahoma*+ (ABC)	W, 24-17
Oct. 24	K-STATE* (FS1)	W, 23-9
Oct. 31	at Iowa State* (FS1)	L, 0-24
Nov. 7	KANSAS* (LHN)	7 p.m.
Nov. 14	at West Virginia*	TBA
Nov. 26	TEXAS TECH* (FS1)	6:30 p.m.
Dec. 5	at #2/2 Baylor	TBA

all times Central | * Big 12 game | + Cotton Bowl (Dallas)

NOTE: Rankings listed as The AP Poll/Coaches Poll

QUICK HITS

- Saturday's game will be the 15th meeting between the Texas Longhorns and Kansas Jayhawks.
- Texas is coming off a 24-0 road loss to Iowa State. KU fell at home to Oklahoma, 62-7.
- **RB Johnathan Gray** moved up the all-time list of great running backs in Texas history. At Iowa State he tallied 23 yards to move into 12th all-time with 2,520 yards for his career.

SCOUTING THE JAYHAWKS

- The Longhorns welcome the Kansas Jayhawks to Darrell K Royal-Texas Memorial Stadium, somewhere KU has never won in six tries.
- Kansas safety Fish Smithson leads the Big 12 Conference in tackles with an average of 9.4 per game.
- The Jayhawks rank 114th in the nation in total offense with 338 yards per game and 127th in total defense, allowing 581.5 yards a game. Kansas has faced some of the nation's top offenses early in its conference schedule: Baylor (1), Texas Tech (3), Oklahoma (8) and Oklahoma State (15).
- The Jayhawks are averaging 16.5 points per game (122nd) and allowing 47.1 on defense (126th).
- Kansas has not won a road game since Sept. 12, 2009 when the Jayhawks bested UTEP, 34-7. KU is 0-34 on the road since.

SERIES HISTORY

- Texas leads the all-time series with Kansas, 12-2, and has never lost at home to the Jayhawks.
- The Longhorns' losses to the Jayhawks came in 1901 and 1938 on the road in Lawrence.
- Over the last four meetings with KU, Texas has outscored the Jayhawks, 122-30.
- Texas has shutout KU three times: 2001, 2011, 2014

LAST MEETING

- Last year, Texas shutout KU by the score of 23-0.
- **QB Tyrone Swoopes** threw for two TDs and ran for one in the victory. He completed 19-of-34 passing for 218 yards and added 14 yards on the ground.
- The Longhorns kept the Jayhawks from scoring thanks to a strong pass defense. Texas had four INTs on the day to go with four sacks. **CB Duke Thomas** had two INTs.

BIG 12 CONFERENCE STANDINGS

	Big 12	Pct.	Overall	Pct.	Stk
Oklahoma State	5-0	1.000	8-0	1.000	W8
TCU	5-0	1.000	8-0	1.000	W8
Baylor	4-0	1.000	7-0	1.000	W7
Oklahoma	4-1	.800	7-1	.875	W3
Iowa State	2-3	.400	3-5	.375	W1
Texas	2-3	.400	3-5	.375	L1
Texas Tech	2-4	.333	5-4	.556	L2
Kansas State	0-4	.000	3-4	.429	L4
West Virginia	0-4	.000	3-4	.429	L4
Kansas	0-5	.000	0-8	.000	L8

WHAT'S INSIDE...

pgs. 1-8	Notes
pg. 2	Opponent Series Info, Stats Comparison
pg. 4	Horns in the NFL
pg. 9	Coaching Staff
pg. 10	Media Info.
pg. 11	Roster & Pronunciations
pg. 12	Depth Chart
pg. 13	Game-by-Game Starters & Stats
pg. 14-17	Game-by-Game Recaps
pg. 18-39	Stats
pg. 40-42	Player Career Stats Profiles
pg. 43-44	Last Time

TEXAS-KANSAS ALL-TIME SERIES AT-A-GLANCE

OVERALL SERIES: Texas leads, 12-2

SERIES RECORD AT NEUTRAL SITES: Never

SERIES RECORD IN AUSTIN: Texas leads, 6-0

SERIES RECORD AT KANSAS: Texas leads, 6-2

SERIES RESULTS - LAST FIVE

Year	Score	UT's final record	Kansas's final record
2009	Texas 51, Kansas 20	13-1 (8-0 Big 12/1st South Div.)	5-7 (1-7 Big 12/6th North Div.)
2011	Texas 43, Kansas 0	8-5 (4-5 Big 12/t-6th)	2-10 (0-9 Big 12/10th)
2012	Texas 21, Kansas 17	9-4 (5-4 Big 12/t-3rd)	1-11 (0-9 Big 12/10th)
2013	Texas 35, Kansas 13	8-4 (7-2 Big 12/t-2nd)	3-9 (1-8 Big 12/10th)
2014	Texas 23, Kansas 0	6-7 (5-4 Big 12/t-4th)	3-9 (1-8 Big 12/9th)

IN-GAME HONORS & RECOGNITIONS: NOV. 1 | VETERANS DAY

The Longhorns will recognize Veterans Day during Saturday's game against Kansas, as well as during the week:

- At 3 p.m. on Thursday there will be a ceremonial wreath laying at the Frank Denius Veterans Plaza, located outside the northwest corner of Darrell K Royal-Texas Memorial Stadium.
- On Saturday, commemorative coins and souvenir placards will be distributed at Fan Fest in the Red McCombs Red Zone starting at 3 p.m. while supplies last.
- The Darrell K Royal-Texas Memorial Stadium Veterans Committee will be recognized during pregame festivities.
- The Team Fastrax Professional Skydiving Team will parachute in and deliver the game ball to Frank Denius, along with carrying the American, State of Texas and Longhorn flags during pregame.
- Prior to kickoff, the Commemorative Air Force will perform a flyover, including World War II era B-25 Bomber "Yellow Rose."
- UT Chancellor Bill McRaven (retired Navy four-star admiral) and Associate Vice Chancellor Tony Cucolo (retired Army major general) will serve as honorary captains, along with four World War II veterans, at the coin toss.
- Several recognitions will also take place during the game including the Naval ROTC 75th Anniversary.

NO GRAY AREA

- Senior **RB Johnathan Gray** is climbing up the all-time lists at Texas. With a long history of legendary running backs for the Longhorns, Gray could move into the top 10 in yards soon.
- Gray needs just 145 yards to move ahead of **Hodges Mitchell** for 10th in school history. He is currently 12th and 141 yards separate him from **Eric Metcalf** for No. 11 on the list.
- With 23 yards against Iowa State, Gray moved ahead of **Jim Bertelsen** on the list.
- Against K-State on Oct. 24, Gray tallied 103 yards on 18 carries. It marked his first 100-yard game of the season and the sixth of his career.
- Against Cal on Sept. 19, Gray had just 46 yards rushing but made an impact on the passing game as well with a career-high 71 yards receiving.
- He currently has six receptions for 84 yards. If he can make another strong showing like he did against Cal over the remainder of the season, he could crack the Texas all-time Top 10 for receptions and receiving yards in a season by a running back. He also is approaching the Top Five in school history in those two categories for a career.

TEXAS CAREER RUSHING LEADERS

Name	Years	Yds
9. Malcolm Brown	2011-14	2678
10. Hodges Mitchell	1997-00	2664
11. Eric Metcalf	1985-88	2661
12. Johnathan Gray	2012-	2520
12. Jim Bertelsen	1969-71	2510
14. Adrian Walker	1989-92	2473
15. Steve Worster	1968-70	2353

ROLL ON 18 WHEELER

- Junior **QB Tyrone Swoopes** may no longer be the starter but he is still contributing to the team in a significant way thanks to the "18 Wheeler" package installed by the coaching staff.
- Swoopes has come in to spell **Jerrod Heard** in short-yardage situations and the team has seen great success in both the running and passing game.
- Against Kansas State, Swoopes scored three rushing TDs to help carry the team to a 23-9 victory. He represented all 52 yards in the game-clinching drive with carries of 13, 29 and 10 yards on consecutive plays to punch it in.
- Since installing the package for the Oklahoma State game (Sept. 26), Swoopes has amassed 99 yards on 19 carries for an average of 5.2 per rush. He has scored 5 TDs in the package running and thrown one TD pass during the Oklahoma game (Oct. 10) to help seal that victory. He also threw a TD pass at TCU (Oct. 3) but not as part of the "18 Wheeler" package.

FUEL EFFICIENCY

- The efficiency of the "18 Wheeler" can be seen in Swoopes' ability to move the chains or score.
 - ^ Against Oklahoma State, all three of his carries resulted in a first down or a touchdown.
 - ^ Two of his four carries against Oklahoma resulted in a first down or touchdown, plus the TD pass.

STAT COMPARISON



Statistical Category	Texas	Kansas
Points Scored	170	132
Points/Game	21.2	16.5
Opponent	30.1	47.1
First Downs	129	149
Opponent	208	245
Rushing Yards/Game	195.4	107.5
Opponent	186.6	247.0
Rushing Yards/Carry	4.5	2.9
Opponent	4.1	5.4
Passing Yards/Game	134.4	230.5
Opponent	248.6	334.5
Passing Completion Pct.	54.1	57.7
Opponent	63.0	70.6
Total Offense/Game	329.8	338.0
Opponent	435.2	581.5
Total Offensive Plays	504	599
Opponent	629	649
Avg. Yards/Play	5.2	4.5
Opponent	5.5	7.2
Kick Return Avg.	18.4	20.5
Punt Return Avg.	15.2	6.4
Penalties-Yards	49-494	48-510
Field Goals-Attempts	6-9	5-9
Time of Possession/Game	25:59	28:21
3rd-Down Conversion Pct.	34.5	38.8
4th-Down Conversion Pct.	40.0	29.4

STATISTICAL LEADERS



Texas	Category	Kansas
Jerrod Heard	Rushing	Ke'aun Kinner
111 att., 502 yds, 3 TD		95 att., 390 yds, 5 TD
Jerrod Heard	Passing	Ryan Willis
66-111, 839 yds, 3 TD, 3 INT		95-169, 960 yds, 5 TD, 4 INT
Daje Johnson	Receiving	Tre' Parmalee
26 rec., 279 yds, 0 TD		29 rec, 464 yds, 2 TD
Peter Jinkens	Tackles	Fish Smithson
61 tackles (38 solo), 7.0 TFL		75 tackles (57 solo), 1.0 TFL
Peter Jinkens	Sacks	Ben Goodman
4.0, -28 yds		4.5, -27 yds
Dylan Haines	Interceptions	Greg Allen
3 INT (50 yds)		2 INT, 13 yds
Nick Rose	Field Goals	Nick Bartolotta
20-12 PATs, 6-9 FGs		15-16 PATs, 5-9 FGs
Michael Dickson	Punting	Eric Kahn
54 att., 41.0 avg., 14 in20		29 att., 34.0 avg., 6 in20
Daje Johnson	Kickoff Returns	Ryan Schadler
12 att., 23.2 avg.		18 att., 24.7 avg.
Daje Johnson	Punt Returns	Tre' Parmalee
12 att., 13.2 avg., 1 TD		4 att., 5.5 avg.

WEEKLY MEDIA AVAILABILITY SCHEDULE

MONDAY	TUESDAY	WEDNESDAY	THURSDAY	FRIDAY	SATURDAY	SUNDAY
Big 12 Teleconference 9:50 a.m. - Coach Strong Media Luncheon 11 a.m. - Coach Strong 11:30 a.m. - Players (broadcast live on LHN from 11-noon)	Local Press Conference Assist. Coach Jay Norvell & QB Jerrod Heard approx. 6:30 p.m.	Local Press Conference Defensive Coordinator Vance Bedford approx. noon	No media availability Longhorn Weekly with Charlie Strong 7-8 p.m. (radio show aired on Longhorn IMG Radio Network and broadcast live on LHN. Live on location at Pluckers in West Campus.)	No media availability	Game Day Kansas at Texas 7 p.m. LHN Postgame Coach Strong and requested players available	No media availability

[^] Against K-State, in addition to his three TDs, three more of Swoopes' seven total carries moved the chains with first downs. Two of those first-down gains were of 13 and 29 yards.

[^] At Iowa State, five of Swoopes' 10 carries resulted in first downs. He averaged 5.8 yards per carry in the loss.

[^] Against OSU, OU, K-State and Iowa State combined, **16 of his 24 carries (67%)** have gone for first downs or touchdowns. (The 18 Wheeler package was not used at TCU on Oct. 3.)

PUNTER DOWN UNDER

- Freshman punter **Michael Dickson** hails from Australia. He is part of a recent surge in kicking specialists from the nation over recent years in college football.
- In his first year playing American Football rather than Australian Rules Football, Dickson is averaging 41.0 yards per punt on his 54 attempts through eight contests with a season-long of 59 yards.
- Against Kansas State (Oct. 24), Dickson had a game-saving effort early in the fourth quarter to preserve UT's home win. With 4th-and-19 at the K-State 41-yard line, the snap sailed over his head and he recovered to make a running scoop and kick all the way back at the UT 32-yard line while being chased by defenders. The ball took a Texas bounce and was downed at the 8-yard line. The final result: a 33-yard punt that pinned K-State deep in its own territory (instead of allowing K-State to take over deep in Texas' end of the field).
- Dickson had two more impressive punts in the decisive fourth quarter against K-State. He had a 45-yard effort that might have been downed inside the 5-yard line but bounced into the end zone for a touchback. Then with just over 4:30 remaining in the game and the ball at the UT 29-yard line, Dickson boomed a 51-yard punt that pinned the Wildcats back at their 20-yard line.
- For his efforts against K-State, Dickson was named **Big 12 Special Teams Player of the Week**.
- At Iowa State, Dickson's leg helped flip the field multiple times. He averaged 45.8 yards on his nine punts, including a long of 57 yards. Three of his punts were downed inside the 20-yard line and three were 50+ yards.
- In total, 14 of Dickson's punts have been 50 yards or longer, and he's placed 14 of his punts inside the opponent's 20-yard line (with only three touchbacks) for some impressive percentages.
- When Dickson's punts are returnable, the Texas punt coverage teams has been impressive all season as the Longhorns are only allowing 5.6 yards per punt return.

DICKSON PUNTING BREAKDOWN

Category	No.	Pct.
Inside 20	14	25.9
50+ Yds	14	25.9
Faircatches	23	42.6
OB or Downed	17	31.5
Touchbacks	3	5.6
Returnable Punts	11	20.4

OPPONENT PUNT RETURNS

Returns	Yds	Long	Avg.
11	62	27	5.6

DEFENSIVE IMPROVEMENT

- One primary key to UT's back-to-back wins earlier this season was the improved play of its defense. Through the first five games (1-4 record), the Longhorns had allowed their opponents to average 38.2 points per contest and 507.2 yards of total offense per game (6.2 yards per play).
- In the wins over Oklahoma (Oct. 10) and K-State (Oct. 24), UT surrendered just 13.0 points per game and 260.0 yards per game (4.1 yards per play).
- Texas held K-State (Oct. 24) to nine points and 242 yards of total offense (4.0 yards per play). The Horns limited the Wildcats to 15 first downs, 107 yards passing and 135 yards rushing (3.6 yards per rush). Texas also recorded five quarterback sacks and held K-State to 4-of-14 on third-down conversions.
- UT limited Oklahoma (Oct. 10) to a season-low 17 points and 278 yards of total offense (4.3 yards per play). Oklahoma had just 15 total yards in the first quarter and 85 in the first half. The Horns limited Oklahoma to 67 yards rushing (1.8 yards per rush) and 211 yards passing. Texas also recorded six quarterback sacks and held Oklahoma to 3-of-12 on third-down conversions.
- Prior to the Oklahoma game, the last time Texas held a team under 100 yards rushing was Nov. 15, 2014 when Oklahoma State had 34 yards.

DEFENSIVE BREAKDOWN

Stat	First 5 Gms	OU/KSU Gms
Points/Gm Allowed	38.2	13.0
Total Yds/Gm Allowed	507.2	260.0
Rush Yds/Gm Allowed	210.6	101.0
Pass Yds/Gm Allowed	296.6	159.0
Opp. 3rd Down Conversions	41-78 (.526)	7-26 (.269)
QB Sacks	7	11

UT ALL-TIME RECORDS

Overall (123 years)	884-351-33 (.710)
Home	509-131-13 (.789)
Away	272-146-10 (.647)
Neutral	103-74-10 (.578)

vs. Ranked Opponents

All-time*	133-145-8 (.479)
Home	48-43-4
Away	38-49-0
Neutral	47-54-4
Ranked matchup	109-79-5
As the higher-ranked team+	71-34-2
As the lower-ranked team+	38-46-3

* as ranked by either The AP Poll or Coaches Poll
+ both teams ranked

W/L vs. unranked opponents (since 1936)

All-time*	489-121-7 (.798)
Home	275-53-2
Away	186-60-3
Neutral	28-8-2

NCAA ALL-TIME TEAM RECORDS

BY TOTAL WINS

	YEARS	RECORD	PCT.
1. Michigan	136	921-330-36	.730
2. Notre Dame	127	889-311-42	.733
3. TEXAS	123	884-351-33	.710
4. Nebraska	126	877-367-40	.699
5. Ohio State	126	871-319-53	.722
6. Alabama	121	857-326-43	.717
<i>Oklahoma</i>	<i>121</i>	<i>857-318-53</i>	<i>.719</i>
8. Tennessee	119	815-371-53	.679
9. USC	122	810-330-54	.701
10. Georgia	122	782-413-54	.648

BY WIN PCT.

	YEARS	RECORD	PCT.
1. Notre Dame	127	889-311-42	.733
2. Michigan	136	921-330-36	.730
3. Boise State	47	415-157-2	.725
4. Ohio State	126	871-319-53	.722
5. <i>Oklahoma</i>	<i>121</i>	<i>857-318-53</i>	<i>.719</i>
6. Alabama	121	857-326-43	.717
7. TEXAS	123	884-351-33	.710
8. USC	122	810-330-54	.701
9. Nebraska	126	877-367-40	.699
10. Tennessee	119	815-371-53	.679

Texas opponents in *italics*

DID YOU KNOW?

If you want to beat the Longhorns, you better **score first**. Texas is **9-1** under Charlie Strong when the Horns put points on the board before their opponents. In those eight victories, Texas **never trailed in 7 of them**. The only game Texas has lost over the last two seasons after scoring first was against Oklahoma last year, 31-26. Texas is **0-11** when **opponents** score first under Coach Strong.

LONGHORNS IN THE NFL

As of Oct. 22, there were **25 former players on NFL active rosters** with three coaching in the NFL. **Another 14** are on injured reserve or practice squads.

Active Roster

Sam Acho, Chicago Bears (LB)
Malcom Brown, New England Patriots (DT)
Phil Dawson, San Francisco 49ers (PK)
Quandre Diggs, Detroit Lions (CB)
Michael Griffin, Tennessee Titans (S)
Jordan Hicks, Philadelphia Eagles (LB)
Tony Hills, New Orleans Saints (OT)
Lamarr Houston, Chicago Bears (DT)
Jackson Jeffcoat, Washington Redskins (LB)
Derrick Johnson, Kansas City Chiefs (LB)
Colt McCoy, Washington Redskins (QB)
Henry Melton, Tampa Bay Buccaneers (DT)
Roy Miller, Jacksonville Jaguars (DT)
Alex Okafor, Arizona Cardinals (LB)
Brian Orakpo, Tennessee Titans (LB)
Adrian Phillips, San Diego Chargers (S)
Cory Redding, Arizona Cardinals (DT)
Keenan Robinson, Washington Redskins (LB)
Brian Robison, Minnesota Vikings (DE)
Lyle Sendlein, Arizona Cardinals (C)
Geoff Swaim, Dallas Cowboys (TE)
Earl Thomas, Seattle Seahawks (S)
Justin Tucker, Baltimore Ravens (PK)
Kenny Vaccaro, New Orleans Saints (S)
Fozzy Whittaker, Carolina Panthers (RB)

Coaching Staffs

Jerry Gray, Minnesota Vikings (DB Coach)
Richard Hightower, San Francisco 49ers (ST Coach)
Kyle Shanahan, Cleveland Browns (Off. Coord. Coach)

Injured Reserve

Tarell Brown, New England Patriots (CB)
Jamaal Charles, Kansas City Chiefs (RB)
John Chiles, Chicago Bears (WR)
Marquise Goodwin, Buffalo Bills (WR)
Mykkele Thompson, New York Giants (S)
Chris Whaley, Dallas Cowboys (DT)
Aaron Williams, Buffalo Bills (CB) - designated for return

Practice Squad

Malcolm Brown, St. Louis Rams (RB)
Carrington Byndom, Arizona Cardinals (CB)
Donald Hawkins, Miami Dolphins (OT)
Trey Hopkins, Cincinnati Bengals (OG)
Michael Huey, San Diego Chargers (OG)
Cedric Reed, Buffalo Bills (DE)
Jaxon Shipley, Arizona Cardinals (WR)



FRONTAL FORCE

- Part of the recent success for UT's defense has been its ability to create pressure with its front seven.
- Texas registered six sacks in the win over the Sooners, one shy of the team's season total at the time leading into the game and followed it with five sacks against Kansas State.
- The Longhorns also had six sacks at Iowa State along with eight tackles for loss.
- Texas has registered eight tackles for loss in four games this season, including three straight, and had nine at Notre Dame to open the season. The Longhorns rank 44th in the FBS this year with an average of 6.6 TFL per game.
- Senior **LB Peter Jinkens** leads the team with 7.0 tackles for loss and 4.0 sacks. He had a pair of sacks in the loss at Iowa State last weekend.
- Freshman **LB Malik Jefferson** has 2.5 of those sacks over the last three games, while **DT Bryce Cottrell** has 4.0 tackles for loss over that span.

RUNNING GAME TURNAROUND

- Texas returned to being a dominant running team in its victories over Oklahoma and K-State in October. The Longhorns averaged 293.5 yards rushing per game in those wins.
- The Longhorns recorded 274 yards rushing on 53 carries (5.2 yards per rush) in the 23-9 victory against K-State (Oct. 24).
- Texas posted a season-high 313 yards rushing on 58 carries (5.4 yards per rush) in the 24-17 win against Oklahoma (Oct. 10). It marked the first time since the 2013 season opener against New Mexico (359 yards) that the Horns had eclipsed the 300-yard rushing mark as a team. UT also had two 100-yard rushers (**D'Onta Foreman** with 117 and **Jerrod Heard** with 115) for the first time since a home win against Texas Tech on Nov. 28, 2013.
- Texas still cracked the century mark at Iowa State last weekend despite the loss. The Longhorns tallied 119 yards on 32 carries to keep the consistent ground game going.

GROUND ATTACK

Stat	First 5 Gms	Last 3 Gms
Rushing Yds/Gm	171.4	235.3
Rushing Attempts/Gm	40.4	47.7
Yds/Rush	4.2	4.9
Individual 100-yd rush efforts	2	3

YOUTHFUL EXPERIENCE & FRESHMAN STARTERS

- Texas had a strong 2015 recruiting class and many of the newcomers wasted little time making an impact during preseason camp. Seven true or redshirt freshmen were listed as first-teamers on the depth chart heading into the Notre Dame game.
- The Longhorns ended up with five freshman starters in their opening lineup: **WR John Burt**, **LT Connor Williams**, **RG Patrick Vahe**, **LB Malik Jefferson** and **CB John Bonney** were in the starting lineup. In addition, **Michael Dickson** handled the punting chores. Redshirt freshman **Edwin Freeman** was listed as the first-team weakside linebacker, but the Horns opened the Notre Dame game with five defensive backs.
- Texas was among the national leaders in true freshmen who played in the season opener. Only Georgia had more true freshmen play in Week 1 and only Florida State and NC State had more total freshmen play.
- Freshmen continue to make an impact as redshirt freshman **Jerrod Heard** got the first start of his career against Rice. Heard threw for 120 yards and two TDs while also rushing for 96 yards to lead the team. He followed that with a school record 527 yards of total offense against Cal.
- The 2015 recruiting class was highly touted and included 19 signees from Texas along with recruits from California, Florida, Louisiana, Maryland, Mississippi and New York.
- Coach Charlie Strong** on his recruiting philosophy: "We know this – the state of Texas will always be our home ground. We will always build it from this state. There are great high school coaches in this state. That's what it's all about. We will always know this, any time we need to go out of state where we can get into battles, I don't mind going outside the state to get in a battle. That's what it's all about; that's what recruiting is all about. We knew we were not going to back down."
- Texas may have one of the youngest teams in the nation. The Longhorns played up to as many as 21 freshmen in a game, including 16 true freshmen. Fifteen true freshmen saw action in the season opener vs. Notre Dame.
- The Longhorns are among the leaders in the nation in total freshmen played this season with 25 (17 true, 8 redshirt).
- Only eight teams (31: Rice; 29: TCU; 28: BYU, Clemson; 27: FAU; 26: N.C. State, USC and Wyoming) have played more freshmen than the Longhorns.
- The game against Cal saw Texas play its most freshmen. A total of 22 played with 15 of them true freshmen.
- Texas is averaging 19.9 freshmen seeing action per game this season.

MOST FRESHMEN IN SEASON OPENER

1. Florida State	23
NC State	23
3. Texas	21
Syracuse	21
5. Rice	19

MOST TRUE FRESHMEN PLAYING IN SEASON OPENER

1. Georgia	19
2. Texas	15
Tennessee	15
4. Clemson	13
USC	13

TEXAS FRESHMEN PLAYED PER GAME

Opp	True	Redshirt	Total
Notre Dame	15	6	21
Rice	15	2	17
Cal	15	7	22
Oklahoma State	14	3	17
TCU	14	5	19
Oklahoma	15	6	21
Kansas State	15	6	21
Iowa State	16	5	21

MANY HAPPY RETURNS

- Texas is tied for seventh in the nation with three defensive touchdowns on the year. Only Buffalo (6), Alabama (4), Appalachian State (4), USC (4), Arkansas State (4) and Oklahoma State (4) have more.
- The Longhorns had two defensive touchdowns against Oklahoma State (Sept. 26) when **DT Hassan Ridgeway** returned a fumble 34 yards and **DB Holton Hill** returned an interception 41 yards. It was the first time since Oct. 31, 2009 that Texas had two defensive touchdowns in the same game, which also happened to be against Oklahoma State.
- **LB Malik Jefferson** returned a fumble 28 yards against Rice (Sept. 12) to register the first defensive touchdown of the season for the Longhorns.
- Also against Rice, **Daje Johnson** returned a punt 85 yards for a score. That gives Texas two games this season with multiple non-offensive touchdowns.
- The most defensive touchdowns Texas has had in a season was six in 2003.
- The Longhorns have had five defensive touchdowns in three seasons: 2006, 2000, 1987.

HEARD'S RECORD-SETTING PERFORMANCE

- After playing just six snaps in the season-opening loss at Notre Dame, redshirt freshman **QB Jerrod Heard** had his name called just prior to kick in the Week 2 win against Rice and responded with a solid performance against the Owls. Heard put up record-setting numbers despite making just his second career start (and playing in his third collegiate game) in a 45-44 loss to Cal on Sept. 19.

JERROD HEARD BY THE NUMBERS VS. CAL

- Set a UT single-game total offense mark with 527 yards (364 pass/163 rush). This performance topped the previous mark of 506 (239 pass/267 rush) by **Vince Young** at Oklahoma State in 2005.
- Became the second UT quarterback in school history to throw for 300 yards and rush for 100 yards, joining Colt McCoy (304 pass/175 rush) at Texas A&M on Nov. 26, 2009
- Led team to 650 yards of total offense, the eighth-highest single-game mark in UT history.
- Completed 20-of-31 passes for 364 yards, including a long of 54 yards.
- His 364 yards passing ranked 10th in UT single-game history and was the second-highest total by a freshman (**Major Applewhite** had 408 vs. Oklahoma State in 1998).
- Became the first UT freshman QB to throw for 300 yards since **Colt McCoy** (308) in the 2006 Alamo Bowl vs. Iowa.
- Rushed 24 times for 163 yards (6.8 avg) with three TDs, including a long of 45 yards.
- His 163 yards rushing marked the first time a UT freshman QB had rushed for 100 yards since **Vince Young** also had 163 against Nebraska on Nov. 1, 2003 (14 carries) in Austin. The 163 yards rushing ranks as the eighth-best rushing effort by a QB in UT history and ties the school record by a freshman QB in school history.
- His three rushing TDs tied a UT single-game freshman record (shared by four other players; last was **Joe Bergeron** vs. Texas Tech in 2011).
- His 163 yards rushing tied for the seventh-best single-game effort by a freshman in UT history.

HEARD IN THE 2015 SEASON

- Leads the team in rushing with 502 yards on 111 carries (4.5 avg) and three TDs.
- Has completed 66-of-111 passes (59.5%) for 839 yards with three TDs and three INTs.
- Leads the team in total offense with 1,341 yards (167.6 avg).
- On pace to rank in the Top 10 in school history in both rushing and passing yards by a freshman.
- Approaching Top 5 in school history for rushing yards by a quarterback in a season.

HEARD IN THE UT RECORD BOOKS

TOTAL OFFENSE IN SCHOOL HISTORY

Rk	Player	Rush	Pass	Total	Opp	Year
1.	^ Jerrod Heard	163	364	527	Cal	2015
2.	Vince Young	267	239	506	Oklahoma St.	2005
3.	Colt McCoy	13	470	483	UCF	2009
4.	Colt McCoy	175	304	479	Texas A&M	2005
5.	Major Applewhite	3	473	476	vs. Washington	2001

RUSHING TD'S BY FRESHMAN - SINGLE GAME

Rk	TDs	Player	Opp	Year
1.	3	^ Jerrod Heard	Cal	2015
	3	Joe Bergeron	Texas Tech	2011
	3	Cody Johnson	Oklahoma	2008
	3	Jamaal Charles	Rice	2005
	3	Butch Hadnot	Houston	1990

RUSHING YARDS BY FRESHMAN - SINGLE GAME

Rk	Yds	Player	Opp	Year
1.	213	Cedric Benson	Kansas	2001
5.	182	Johnny "Lam" Jones	at Rice	1976
6.	167	^Adrian Walker	TCU	1989
7.	163	^ Jerrod Heard	Cal	2015
	163	^Vince Young	Nebraska	2003
	163	Ricky Williams	Texas A&M	1995

ALL-TIME PASSING YARDS - SINGLE GAME

Rk	Yds	Player	Opp	Year
1.	473	Major Applewhite	vs. Washington	2001
2.	470	Colt McCoy	UCF	2009
8.	391	Colt McCoy	Oklahoma St.	2008
9.	383	Chris Simms	Texas A&M	2000
10.	364	^ Jerrod Heard	Cal	2015
	364	David Ash	Iowa State	2012

PASSING YARDS BY FRESHMAN - SINGLE GAME

Rk	Yds	Player	Opp	Year
1.	408	^Major Applewhite	Oklahoma St.	1998
2.	364	^ Jerrod Heard	Cal	2015
3.	347	^Shea Morenz	at Colorado	1993
4.	346	^Colt McCoy	Oklahoma St.	1998
5.	326	^Mark Murdock	Texas Tech	1988

ALL-TIME QB 300/100

Player	Rush	Pass	Total	Opp	Year
Colt McCoy	175	304	479	Texas A&M	2005
^ Jerrod Heard	163	364	527	Cal	2015

^ denotes redshirt freshman

STRONG IN THE CLASSROOM

The University of Texas at Austin is considered one of the top public universities in the United States. Significant contributions to the academic, technological, business and arts have been made through the University and its alumni.

In its most recent university rankings, *U.S. News & World Report* rated The University of Texas at Austin the No. 16 public university in the country. *Forbes Magazine* rated it the No. 22 best value for colleges, and *Kiplinger* rated Texas the No. 14 best value for public institutions.

The acclaim is not limited to national rankings. The *U.S. News & World Report* rated UT Austin No. 30 on its list of Best Global Universities in 2014.

The University houses 18 colleges and schools that allow for students to earn degrees in 119 different undergraduate programs and 223 at the graduate level.

UT Austin has produced 31 Rhodes Scholars, one of the most prestigious post-graduate scholarships in all of academia. The most recent Longhorn to earn a Rhodes Scholarship is a member of the Texas Longhorns rowing team. Of the 31 Rhodes Scholars awarded in the history of UT Austin, nine of them have been student-athletes.

The campus offers 17 libraries and seven museums and students can get a head start on their future after college by utilizing one of the 16 career centers on campus.

Texas Head Football Coach Charlie Strong has seen his players take advantage of the countless opportunities the students at UT Austin have to advance their academic career. In his second season leading the program, the Longhorns have improved in a number of areas and posted the highest GPA in program history.

Texas Football Academic Achievements

- After the Spring 2015 semester, the Texas Football team holds the highest cumulative GPA in program history with a 2.77.
- Eighteen (18) Texas Football students earned All-Big 12 Academic honors in the 2014 season.
- Sixty-seven (67) Texas Football students were named to the Big 12 Commissioner's Honor Roll by earning at least a 3.0 semester GPA in Fall 2014 and/or Spring 2015.
- Forty (40) current and former Texas Football student-athletes graduated or are projected to graduate during the 2014-15 academic year. Graduates included NFL alumni Priest Holmes, Nathan Vasher, and Marcus Wilkins.
- Texas Football posted the highest multiyear APR in program history with the 2013-14 data released in May.
- Current Texas Football students are pursuing majors from nearly every college on campus including: the McCombs School of Business, the Moody College of Communication, the College of Education, and the College of Liberal Arts, the College of Natural Sciences, and the Cockrell School of Engineering.

UT'S RECORD WHEN...

	2015	Strong Era
Overall	3-5	9-12
Big 12	2-3	7-7
Non-conference	1-2	2-5
Home	2-2	5-6
Away	0-3	3-3
Neutral	1-0	1-3
Current streak	L1	
Current home streak	W1	
Current road streak	L3	
Last win	23-9, Kansas State, 10/24/2015	
Last loss	0-24, at Iowa State, 10/31/2015	
Day game	2-2	4-5
Night Game	1-3	5-7
TV game	3-5	9-12
ABC	1-1	1-3
NBC	0-1	0-1
ESPN	0-1	0-3
FOX	0-1	1-2
FOX Sports 1	1-1	4-3
LHN	1-0	3-0
August		1-0
September	1-3	2-5
October	2-2	3-5
November		3-1
December		0-1
vs. Top 25 teams	1-3	2-8
vs. un-ranked teams	2-2	7-4
On artificial surface	2-3	8-9
On natural grass	1-2	1-3
Scoring first	3-0	9-1
Opponent scores first	0-5	0-11
Leading after 1st quarter	3-0	8-0
Tied after 1st quarter	0-1	0-1
Trailing after 1st quarter	0-4	1-11
Leading at halftime	3-1	8-2
Trailing at halftime	0-3	0-9
Tied at halftime	0-1	1-1
Leading after 3rd quarter	3-1	8-1
Trailing after 3rd quarter	0-4	0-10
Tied after 3rd quarter	0-0	1-1
Overtime	0-0	0-0
Scoring 20 points or less	0-3	0-9
Scoring 21 points or more	3-2	9-3
Scoring 30+ points	1-1	5-1
Allowing 20 points or less	2-0	7-1
Allowing 21 points or more	1-5	2-11
With 100-yard rusher	2-2	4-2
Allow 100-yard rusher	2-2	4-5
With 300-yard passer	0-1	2-2
Allow 300-yard passer	0-2	1-2
No turnovers	2-1	3-2
Less than three turnovers	3-5	8-9
Three or more turnovers	0-0	0-3
No takeaways	0-2	0-6
Three or more takeaways	1-1	4-1
Fewer turnovers	3-1	8-2
Equal turnovers	0-2	1-2
More turnovers	0-2	0-8
Win time of possession	2-1	6-4
Opp. wins time of possession	1-4	3-8
Possession time equal	0-0	0-0

DAJE JOHNSON MAKING SIGNIFICANT IMPACT, ALTERING GAMEPLANS

- Texas is averaging 15.2 yards per punt return this season to rank second the Big 12 Conference overall.
- Daje Johnson** is the No. 2 individual in the league with an average of 13.2 yards.
- He is nearly leading the Big 12 despite only gaining three yards on two punt returns at Notre Dame in the season opener and one return for zero yards both at TCU (Oct. 3) and against K-State (Oct. 24). He also missed most of the game at TCU after suffering a concussion on UT's first possession and missed all of the game vs. Oklahoma (Oct. 10). He also had two returns for zero yards at Iowa State (Oct. 31).
- Johnson was named **Big 12 Conference Special Teams Player of the Week** following the Rice game (Sept. 12) for his 35 yards on kickoff returns and 119 punt return yards, including an 85-yard TD return.
- During the game against California (Sept. 19), the Golden Bears found ways to avoid kicking to Johnson and keep his dangerous speed out of the return game. Cal punted four times against Texas, but **never lined up in punt formation**. By having **quarterback** Jared Goff quick-kick every punt, it ensured the Longhorns would not have Johnson, a WR, on the field when the Golden Bears elected to punt.
- Texas had zero punt returns against Cal as a result of all punts going out of bounds or being fair caught.
- Cal also avoided Johnson on kickoffs by kicking high and short to the up-backs or directional kicking away from him to another kick returner.
- In the win over Rice, Johnson's punt return for a TD was the first by a Longhorn since he did so against Oklahoma on Oct. 12, 2013. That return also went for 85 yards against the Sooners.
- The 85-yard punt return is tied for the fourth-longest in school history
- Johnson also became the eighth player in UT history to have at least two career punt returns for touchdowns. He is just one behind the career leaders: Jordan Shipley (2006-09), Aaron Ross (2003-06) and Jim Moore (1971-73).
- On kickoff returns, Johnson also is a threat. He ranks seventh in the Big 12 with an average of 23.2 yards.
- With Johnson's punt and kick returns added to his receiving yards, he ranks No. 11 in the Big 12 Conference in all-purpose yards at **106.1 yards per game**. Those numbers took a dip after he had one catch for five yards at TCU (Oct. 3) and left the game with a head injury. (DNP vs. Oklahoma) He also had just 41 yards receiving and zero yards on a punt return against K-State (Oct. 24) and only 83 all-purpose yards at Iowa State (Oct. 31).
- Helping Texas and its high average in punt returns is **Duke Thomas**. He also grabbed a short punt against Rice and returned it 56 yards to set up another Texas touchdown.
- With Johnson and Thomas combined, Texas tallied 175 punt return yards to break the school record. The previous best was 173 yards against Baylor on Nov. 3, 2001. All those yards came from Nathan Vasher.
- Texas averaged 43.8 yards on punt returns against Rice.

MOST TEAM PUNT RETURN YD'S IN UT HISTORY

Yds	Opp	Date
1. 175	Rice	9/12/2015
2. 173	at Baylor	11/3/2001

LONGEST PUNT RETURNS IN UT HISTORY

Yds	Name	Opp	Year
1. 95t	Bohn Hilliard	vs. Oklahoma	1932
2. 94t	Jim Moore	at SMU	1973
3. 88t	Aaron Ross	at Missouri	2005
4. 85t	Daje Johnson	Rice	2015
85t	Daje Johnson	vs. Oklahoma	2013

MOST PUNT RETURN TD'S IN UT HISTORY

Name	Total	Years
1. Jordan Shipley	3	2006-09
Aaron Ross	3	2003-06
Jim Moore	3	1971-73
4. Daje Johnson	2	2012-
Nathan Vasher	2	2000-03
Selvin Young	2	2002-06
Mike Adams	2	1992-93, '95-96
Raymond Clayborn	2	1973-76

JINKENS EMERGING AS SENIOR LEADER

- Senior **LB Peter Jinkens** has moved into a leadership role while taking command of the starting spot at strong-side LB. A fourth-year player who served as a backup in 2012 and a part-time starter as a sophomore and junior, Jinkens has now played in 47 career games with 19 starts. He leads the team in tackles with 61 (38 solo) and ranks ninth in the Big 12 in conference play with 38 total tackles (26 solo). He has 4.0 sacks and 7.0 TFL and four quarterback hurries this season as well.

PETER JINKENS BY THE NUMBERS

- Led team with nine tackles (six solo) and had two sacks in loss at Iowa State (Oct. 31)
- One off the team lead with eight tackles (six solo) in win over Oklahoma (Oct. 10)
- Posted a team-high eight tackles (six solo), including one TFL, at TCU (Oct. 3)
- Posted a team-high nine tackles (five solo), including two TFL, against Oklahoma State (Sept. 26)
- Recorded six tackles (four solo) and one quarterback hurry against Cal (Sept. 19)
- Tallied seven tackles (four solo) in the home win against Rice (Sept. 12)
- Led the team with 10 tackles (four solo), including one sack and one TFL, at Notre Dame (Sept. 5)
- The 10-tackle effort at Notre Dame was just two stops shy of his career high (12 at Baylor in 2013)

THOMAS LEADING BY EXAMPLE IN SECONDARY

- Senior **CB Duke Thomas** is the unquestioned leader of the Texas secondary. A preseason All-Big 12 selection, Thomas has played in all 47 games over the last four seasons (31 starts). He ranks second on the team in total tackles with 45 (33 solo), including 3.0 TFL. He leads the team with four PBUs this season as well.

DUKE THOMAS BY THE NUMBERS

- Had seven tackles (five solo) and a PBU at Iowa State (Oct. 31)

- Led the team with eight tackles (six solo) in victory over Kansas State (Oct. 24)
- Had three tackles (all solo) along with one PBU against Oklahoma (Oct. 10)
- Posted seven tackles (five solo), including one TFL, against Oklahoma State (Sept. 26)
- Registered seven tackles (five solo) against Rice (Sept. 12)
- Tallied two PBUs at TCU (Oct. 3)

FOREMAN GAINING GROUND

- Sophomore **RB D'Onta Foreman** had a career-high 117 yards on just nine carries in the win over Oklahoma (Oct. 10).
- He broke one carry for a career-long 81 yards to close the third quarter that set up a touchdown pass from **Tyrone Swoopes** to **Caleb Bluiett**.
- His 81-yard rush is the longest rush by a UT player against Oklahoma and the second-longest non-TD run in UT history.
- Foreman also had 112 yards against TCU (Oct. 3) with a career high in carries (18).
- He is the first Longhorn with back-to-back 100-yard games since **Malcolm Brown** closed the 2013 season with three straight 100-yard performances.
- At TCU he also had career highs with two receptions for 32 yards.

GROWING BETTER WITH AGE

- Foreman tallied 73 yards on 15 carries all of 2014 as a freshman.
- Two carries for 37 yards in career debut against North Texas last year
- Five carries for 13 yards against West Virginia (Nov. 8, 2014)
- In 2015, Foreman has averaged 47.1 yards per game on 8.1 carries per contest.

RIDGEWAY COMES UP BIG

- Junior **DT Hassan Ridgeway** has played in 33 career games (15 starts) and was named to the 2015 preseason watch list for the Outland Trophy. He battled through a back injury throughout fall camp and came off the bench in the first three games this year. Ridgeway earned his first start of the season in the 30-27 loss to Oklahoma State (Sept. 26) and responded with a solid effort. For the year, he is ninth on the team in total tackles with 27 (18 solo) and second in TFL (6.0).

HASSAN RIDGEWAY BY THE NUMBERS

- Only tackle in win over Oklahoma (Oct. 10) was for a loss of five yards.
- Made his first start of the season against Oklahoma State (Sept. 26) and registered six tackles (four solo), including 1.5 TFL, one sack and one fumble recovered for a 34-yard TD.
- The fumble recovery marked the first of Ridgeway's career.
- In his first three contests (all off the bench), Ridgeway recorded 10 total tackles (nine solo), including two TFL.
- Made three tackles, one solo, in his second start of the season at TCU (Oct. 3).

JEFFERSON RECEIVES NATIONAL RECOGNITION

- True freshman **LB Malik Jefferson** tallied two sacks to help the Texas defense carry the Horns to a 24-17 win over No. 10/9 Oklahoma in the AT&T Red River Showdown (Oct. 10).
- For his efforts of two sacks and six tackles (five solo) he was named the Walter Camp Football Foundation FBS National Defensive Player of the Week.
- He also received Big 12 Conference Co-Defensive Player of the Week honors.

JEFFERSON MAKES IMMEDIATE IMPACT

- True freshman **LB Malik Jefferson** has made an immediate impact on the Texas defense. Through his first eight collegiate games (seven starts), Jefferson is tied for second on the team in total tackles with 45 (27 solo). He also has added 6.0 TFL to rank tied for second in that category and has 2.5 sacks. He has five quarterback hurries, three PBU's and one fumble recovery (returned 26 yards for a TD).

MALIK JEFFERSON BY THE NUMBERS

- Two sacks in 24-17 win over No. 10/9 Oklahoma (Oct. 10)
- Tied for the team lead with nine tackles (three solo) against Cal (Sept. 19)
- Team-high nine tackles (six solo), including one TFL, four QB hurries and one fumble recovery in the home win against Rice (Sept. 12)
- Returned the fumble against Rice 26 yards for a TD, marking his first collegiate touchdown
- Posted nine tackles (five solo), including 2.5 TFL, in the season-opening loss at Notre Dame (Sept. 5)
- Poised to crack the Top 10 in school history for TFL's and sacks by a freshman

HAINES PREFERS TO PICK

- A former walk-on who was placed on scholarship prior to the 2014 season, junior **SS Dylan Haines** has played in 21 games (20 starts). Haines led the team in interceptions (four) and ranked second in pass breakups (seven) and third in tackles (86) last season. This year, despite missing the majority of the Cal game (Sept. 19) due to a targeting

TOP 25 POLLS

WEEK 10 | NOV. 1

ASSOCIATED PRESS TOP 25 POLL

Rk	Team	Record	Pts.	Last Wk
1	Ohio State (39)	8-0	1465	1
2	Baylor (6)	7-0	1408	2
3	Clemson (6)	8-0	1381	3
4	LSU (5)	7-0	1346	4
5	TCU (4)	8-0	1336	5
6	Michigan State	8-0	1249	6
7	Alabama (1)	7-1	1160	7
8	Notre Dame	7-1	1019	9
9	Stanford	7-1	1014	8
10	Iowa	8-0	954	10
11	Florida	7-1	923	11
12	Oklahoma State	8-0	879	12
13	Utah	7-1	809	13
14	Oklahoma	7-1	712	14
15	Memphis	8-0	683	16
16	Michigan	7-2	613	15
17	Florida State	7-1	571	17
18	Houston	8-0	466	18
19	Ole Miss	7-2	414	19
20	Toledo	7-0	366	20
21	North Carolina	7-1	248	NR
22	UCLA	6-2	190	24
23	Temple	7-1	175	21
24	Mississippi State	6-2	144	25
25	Texas A&M	6-2	101	NR

Dropped: Duke (22), Pitt (23)

Others receiving votes: Wisconsin (64), USC (57), BYU (27), Northwestern (21), Duke (7), Penn State (5), Boise State (4), Appalachian State (4), California (4), Tennessee (2), Pitt (2), Washington State (1), Navy (1)

Texas opponents in **bold**

USA TODAY COACHES POLL

Rk	Team	Record	Pts.	Rank
1	Ohio State (48)	8-0	1554	1
2	Baylor (9)	7-0	1481	2
3	TCU (4)	8-0	1441	3
4	LSU (1)	7-0	1388	4
5	Clemson (2)	8-0	1377	6
6	Michigan State	8-0	1337	5
7	Alabama	7-1	1223	7
8	Stanford	7-1	1069	8
9	Notre Dame	7-1	1068	9
10	Oklahoma State	8-0	978	10
11	Iowa	8-0	968	11
12	Florida	8-1	942	12
13	Oklahoma	7-1	819	13
14	Utah	7-1	770	14
15	Florida State	7-1	693	15
16	Memphis	8-0	652	16
17	Michigan	7-2	587	17
18	Houston	8-0	505	19
19	Ole Miss	7-2	436	21
20	Toledo	7-0	396	20
21	North Carolina	7-1	215	NR
22	UCLA	6-2	199	25
23	Temple	7-1	164	22
24	Texas A&M	6-2	148	NR
25	Mississippi State	6-2	104	NR

Dropped: Duke (18), Georgia (23), Pitt (24)

Others receiving votes: Wisconsin (88), Navy (42), Duke (31), USC (20), BYU (19), Northwestern (15), Oregon (14), Pitt (9), Penn State (8), Boise State (7), Marshall (5), Washington State (4), Western Kentucky (3), Appalachian State (1)

Texas opponents in **bold**

UT'S 2015 NCAA/BIG 12 RANKINGS

TEAM

Category	NCAA	Big 12	Value
Rushing Offense	37	5	195.4
Passing Offense	121	10	134.4
Passing Efficiency	98	8	117.48
Total Offense	117	9	329.8
Scoring Offense	106	9	21.3
Tackles for Loss Allowed	111	9	7.25
Sacks Allowed	110	6	2.88
Off. 3rd-down Eff.	106	10	34.2%
Fumbles Lost	19	2	3
Turnovers Lost	7	1	6
Rushing Defense	93	8	186.6
Pass Defense	86	5	248.6
Pass Efficiency Defense	108	9	146.10
Total Defense	104	8	435.3
Scoring Defense	89	8	30.1
Tackles For Loss	44	5	6.6
Sacks	14	3	3.00
Def. 3rd-down Eff.	120	9	49.2%
Net Punting	41	5	38.72
Punt Returns	13	2	15.21
Kickoff Returns	107	9	18.41
Turnover Margin	20	3	0.75
Fewest Penalties	60	5	49
Fewest Penalty Yards	83	4	494
Fewest Penalty Yards/Game	87	5	61.75

INDIVIDUAL

Category	NCAA	Big 12	Value
All Purpose Yards/Game			
Daje Johnson	77	11	106.14
Field Goals/Game			
Nick Rose	95	8	0.75
Field Goal Pct.			
Nick Rose	79	7	66.7
Kickoff Returns			
Daje Johnson	61	7	23.2
Punt Returns			
Daje Johnson	16	2	13.2
Punt Return Touchdowns			
Daje Johnson	4	1	1
Passing Yards/Game			
Jerrold Heard	116	10	104.9
Punting Average			
Michael Dickson	67	5	41.0
Rushing Yards/Game			
Jerrold Heard	115	9	62.8
Rushing TD's Total			
Tyrone Swoopes	93	11	5
Total Offense			
Jerrold Heard	104	9	167.6
Interceptions Total			
Dylan Haines	25	4	3
Interceptions/Game			
Dylan Haines	31	4	0.4

call early in the first quarter, Haines leads the team with three interceptions through the first eight contests.

• For his career he has seven interceptions with a total of 148 return yards. That is close to cracking the career Top 5 list in Texas history. **Michael Huff** sits at No. 5 with 162 interception return yards.

DYLAN HAINES BY THE NUMBERS

- Fifth on the team in total tackles with 32 (25 solo), including one sack, one TFL and 3 PBU's
- Recorded four tackles (three solo), one INT (no return) and two PBU's against K-State (Oct. 24)
- Recorded seven tackles (six solo), one interception (29-yard return) and one PBU against Oklahoma State (Sept. 26)
- Registered seven tackles (five solo) in the season-opening loss at Notre Dame (Sept. 5)
- Tallied four tackles (three solo) at TCU (Oct. 3)

HILL RECORDS PICK-SIX

- True freshman **CB Holton Hill** delivered in a huge way during UT's loss to Oklahoma State (Sept. 26). Hill recorded his first career interception and returned it 41 yards for a touchdown late in the third quarter. For the year, he has tallied 31 tackles (24 solo) and posted two PBUs.
- The last time a true freshman returned an interception for a touchdown was Sept. 27, 2008, when **Aaron Williams** ran a pick-six back 81 yards against Arkansas. Williams currently plays for the Buffalo Bills.
- Hill got the first start of his career at TCU (Oct. 3). He registered seven tackles to rank second on the team for the game. His six solo stops paced the team along with senior **Peter Jinkens**.
- He also registered a PBU at TCU and is fifth the team in that category for the season with two.
- Started against Oklahoma and registered eight tackles while helping hold the Sooners to 278 yards.
- Had five tackles in victory over K-State (Oct. 24).

CLOSE CALLS IN BACK-TO-BACK WEEKS

- Texas easily could be entering Saturday's game against Kansas with a 5-3 mark if not for some late-game breakdowns and costly mistakes in two contests. The Horns dropped their games against Cal (Sept. 19) and Oklahoma State (Sept. 26) by a total of four points, both in heart-breaking fashion.

KEY PLAY DOWN THE STRETCH VS. CAL

- Despite trailing by 21 points entering the fourth quarter (45-24), the Longhorns used a trio of TDs to pull within a single point (45-44) after **Jerrold Heard's** 45-yard TD run with 1:11 remaining. However, UT missed the tying extra point (wide right) and could not recover the ensuing onside kick attempt.

KEY PLAYS DOWN THE STRETCH VS. OKLAHOMA STATE

- Texas held a 27-24 lead with 4:03 remaining in the game, when OSU took over possession at its own 49.
- After an incompletion on first down, the Longhorns were penalized three successive times, moving the ball to the UT 19.
 - ^ A pass interference call moved the ball to the UT 44.
 - ^ On an Oklahoma State rushing play, UT was called for defensive holding which moved the ball to the UT 34.
 - ^ Following that penalty, Texas also was flagged for unsportsmanlike conduct that took the ball to the UT 19.
- After UT held the Cowboys to a field goal (tying the score at 27), Texas took over on its own 25 with 1:26 remaining.
- The Longhorns went three-and-out on their offensive possession and were forced to punt.
- On the ensuing punt, UT fumbled the snap and was only able to punt the ball 10 yards – which set up OSU at the UT 18. Two plays later, Oklahoma State PK Ben Grogan converted a 40-yard field goal with six seconds left to give the Cowboys the victory.

TOTAL TEAM EFFORT

- Texas tallied 650 total yards on offense in the 45-44 loss to Cal (Sept. 19). That number ranks eighth in school history for a single game.
- The last time Texas had 600+ yards on offense was in the season opener against New Mexico State in 2013 when the Longhorns set the school record of 715 yards.
- Texas ran for 286 yards and an average of 5.5 yards per carry.
- **QB Jerrod Heard** threw for 364 yards with four different players grabbing at least four receptions.

MOST TOTAL OFFENSE IN UT HISTORY

Rk	Total	Rush	Pass	Opp	Year
5.	673	513	160	North Texas	2004
6.	657	557	100	Baylor	1968
7.	651	517	134	TCU	1969
8.	650	286	364	Cal	2015
9.	645	347	298	at Baylor	2005
10.	639	304	335	UTEP	2009

EYES UPON TEXAS

- The AT&T Red River Showdown between Texas and Oklahoma (Oct. 10) was the **most watched** college football game of Week 6.
- ESPN/ABC announced the 110th meeting between the rivals rated No. 1, earning an average of 4,992,000 viewers.
- It was the most viewed Red River Showdown since 2011, up 14% from 2014 and 12% from 2012.

COACHING STAFF



CHARLIE STRONG

Head Coach • Second Year

A two-time conference coach of the year and the architect of a revitalized University of Louisville program that posted at least 11 wins in each of his final two seasons, Charlie Strong is in his second year as the Texas head football coach.

Strong, the 29th head coach in UT history, spent the previous four seasons as Louisville head coach, re-energizing a program that was coming off back-to-back losing seasons (5-7 in 2008, 4-8 in 2009) and a 15-21 record in the three years prior to his arrival. He amassed a 37-15 record, a pair of Big East Conference Championships (2011, 2012) and was named Big East Coach of the Year in both 2010 and 2012. He also led UofL to four straight bowl game appearances (3-1 record), including a victory over No. 4 Florida in the 2013 Allstate Sugar Bowl.

During 2014, Strong rallied the Longhorns from a 3-5 record to reach a bowl game despite the loss of two key starters on offense (QB David Ash, C Dominic Espinosa) and one on defense (DT Desmond Jackson) for nearly the entire season.

Texas ended the season with one of the better defenses in the nation, ranking 25th in the FBS in total yards allowed (348.5 per game), No. 11 in passing defense (184.2 ypg), No. 7 in yards allowed per play (4.68), 15th in passing efficiency defense (110.04 rating), tied for 11th in sacks (3.1 pg) and 31st in points allowed (23.8 pg).

A number of players earned individual honors in Strong's first season. Defensive tackle Malcom Brown was a finalist for both the Nagurski and Outland trophies, as well as becoming the 47th consensus All-American in school history. Brown and linebacker Jordan Hicks earned All-America honors. They were also among 10 players to secure All-Big 12 accolades.

Five players - Brown (first round to New England), Hicks (third round to Philadelphia), safety Mykkele Thompson (fifth round to NY Giants), cornerback Quandre Diggs (sixth round to Detroit) and tight end Geoff Swaim (seventh round to Dallas) - were selected in the 2015 NFL Draft.

During his final two seasons at Louisville, the Cardinals' were nation's fourth-winningest program, posting a 23-3 record (88.5 percent) and registering bowl victories in consecutive seasons for the first time in school history. Louisville's 11-plus win seasons in 2012 and 2013 were the fourth and fifth in school history and the first back to back. UofL finished among the nation's top 15 for a school-record second straight year.

Strong spent seven seasons as the defensive coordinator at the University of Florida under Meyer from 2005-09 and Ron Zook from 2003-04 where he helped the Gators win a pair of national titles - 2008 over Oklahoma and 2006 over Ohio State.

From 2003-09, Strong's defensive units at Florida allowed an average of 17.6 points per game, which ranked ninth in the country over that span. His stint as defensive coordinator marked his fourth tenure at Florida, including a stretch from 1991-94 in which he coached defensive ends (1991-93) and defensive tackles (1994) after coaching outside linebackers in 1988-89, and serving as a graduate assistant in 1983-84. He served as Florida's assistant head coach from 2005-07 and was the associate head coach in 2008-09.

Before returning to Florida for the fourth time, Strong was defensive coordinator at the University of South Carolina from 1999-2002.

Outside of his time at Louisville, Florida, and South Carolina, Strong's career stops have included one season (1985) at Texas A&M as a graduate assistant before moving on to Southern Illinois as wide receivers coach from 1986-87, one season (1990) at Mississippi as wide receivers coach and four seasons (1995-98) as the defensive line coach at Notre Dame.

A native of Batesville, Ark., Strong was a three-year letterwinner (1979-81) and three-time all-conference safety at Central Arkansas, where he graduated in 1982 with a bachelor's degree in education. He and his wife, Vicki, have a son, Tory, and two daughters, Hailee and Hope.

STRONG AT-A-GLANCE

Hometown _____ Batesville, Ark.
High School _____ Batesville
College _____ Central Arkansas '82
Year in coaching _____ 33rd
Wife _____ Vicki
Children _____ Tory, Hailee, Hope

STRONG YEAR-BY-YEAR

Yr.	School	Record	Bowl
2015	Texas _____	3-5	
2014	Texas _____	6-7	Texas
2013	Louisville (#15/#15) _____	12-1	Russell Athletic
2012	Louisville (#13/#13) _____	11-2	Sugar
2011	Louisville _____	7-6	Belk
2010	Louisville _____	7-6	Beef O'Bradys
2009	Florida (Assoc. HC/DC/LBs) _____		BCS
2008	Florida (Assoc. HC/DC/LBs) _____		Capital One
2007	Florida (Asst. HC/Co-DC/LBs) _____		BCS
2006	Florida (Asst. HC/Co-DC/LBs) _____		Outback
2005	Florida (Asst. HC/Co-DC/LBs) _____		
2004	Florida (DC/DEs) _____	0-1	Peach*
2003	Florida (DC/DEs) _____		Outback
2002	South Carolina (DC) _____		Outback
2001	South Carolina (DC) _____		Outback
2000	South Carolina (DC) _____		
1999	South Carolina (DC) _____		
1998	Notre Dame (DL) _____		Gator
1997	Notre Dame (DL) _____		Independence
1996	Notre Dame (DL) _____		
1995	Notre Dame (DL) _____		Orange
1994	Florida (Asst. HC/DTs) _____		Sugar
1993	Florida (DEs) _____		Sugar
1992	Florida (DEs) _____		Gator
1991	Florida (DEs) _____		Sugar
1990	Mississippi (WRs) _____		Gator
1989	Florida (OLBs) _____		Freedom
1988	Florida (OLBs) _____		
1987	Southern Illinois (WRs) _____		
1986	Southern Illinois (WRs) _____		
1985	Texas A&M (GA) _____		Cotton
1984	Florida (GA) _____		
1983	Florida (GA) _____		Gator
*Served as interim head coach			
Career Record (Six Years) _____		46-28 (.622)	
Bowl Record _____		3-3 (.500)	

ASSISTANT COACHES



Vance Bedford
2nd Year

Defensive
Coordinator/
Secondary
Field



Brick Haley
1st Year

Defensive Line
Field



Brian Jean-Mary
2nd Year

Linebackers/
Recruiting
Coordinator
Field



Jay Norvell
1st Year

Wide Receivers
Field



Tommie Robinson
2nd Year

Running Backs
Field



Jeff Traylor
1st Year

Tight Ends/
Special Teams
Coordinator
Press Box



Chris Vaughn
2nd Year

Defensive Backs
Press Box



Shawn Watson
2nd Year

Assistant Head
Coach for Offense /
Quarterbacks
Press Box



Joe Wickline
2nd Year

Offensive Coordinator
/ Offensive Line
Field

UT ON THE INTERNET/SOCIAL MEDIA

www.TexasSports.com
Twitter: @Longhorn_FB /
@Strong_TexasFB

Up-to-date information on the football team is available on the football page at www.TexasSports.com. Quotes from news conferences, releases, feature stories and game notes will be available. You can also follow on twitter: @Longhorn_FB and @Strong_TexasFB.

WEEKLY NEWS CONFERENCE

A weekly news conference with head coach Charlie Strong is held at 11 a.m. Central Monday on the ninth floor of Bellmont Hall (west side of Darrell K Royal-Texas Memorial Stadium). Select players are available following Strong. Longhorn Network airs live from 11 a.m. to noon. Strong's portion of the news conference is also streamed live on TexasSports.com.

BIG 12 CONFERENCE CALL

Head coach Charlie Strong participates in the Big 12 Conference's weekly coaches conference call each Monday from 9:50-10:00 a.m. Central. Contact Big 12 associate media relations director Joni Lehmann at (469) 524-1000 or joni@Big12sports.com for the access number.

MEDIA AVAILABILITY

Practices are closed to the public and media. There will be post-practice media availability on Tuesday and a Wednesday afternoon session at the Moncrief Athletics Complex, though the best time for interviews is during the Monday news conference which begins at 11 a.m. Central on the ninth floor of Bellmont Hall (west side of Darrell K Royal-Texas Memorial Stadium). Interview inquiries should be sent to Assistant AD for Media Relations Scott McConnell (sm@utexas.edu).

POSTGAME

The Texas locker room is closed. Postgame interviews at home will be conducted in the Moncrief Athletics Complex. Interviews on the road will be conducted at a designated area. **NO INTERVIEWS ARE TO BE CONDUCTED ON THE FIELD FOLLOWING THE GAME.** After a 10-minute cooling off period, players and coaches will be escorted to the interview area. Failure to abide by this rule will result in termination of credential.

Texas Athletics Media Relations (512) 471-6036

Asst. AD for Football Media Relations: John Bianco
 E-Mail: john.bianco@athletics.utexas.edu
 Office: 512-471-1346

Assoc. Media Relations Director: Thomas Stepp
 E-Mail: thomas.stepp@athletics.utexas.edu
 Cell: 512-471-7877

Assoc. Media Relations Director: Joe Hernandez
 E-Mail: joe.hernandez@athletics.utexas.edu
 Cell: 512-784-0884

Asst. Media Relations Director: David Wiechmann
 E-Mail: dwiech@utexas.edu
 Cell: 936-234-2711

Mailing Address:

P.O. Box 7399, Austin, TX 78713

Overnight Address:

2139 San Jacinto Blvd, RMRZ B.206
 Austin, TX 78712

VIDEO CLIPS

Video requests should be sent to Joe Hernandez in the athletics media relations office (joe.hernandez@athletics.utexas.edu or 512-471-8373).

CREDENTIALS

Requests may be submitted at utcredentials.com.

PHOTOGRAPHY

Action shots of UT coaches and student-athletes can be requested by contacting the UT Athletics Photography Department at 512-471-6573 or photo@athletics.utexas.edu.

USE OF AUDIO/VIDEO IN COVERAGE

Any accredited media entity collecting "video or audio materials" (film, traditional video or audio, digital video or audio, photos, etc.) from University of Texas Athletics events (games, practices, post-practice/post-game interviews and press conferences) may use that material only for traditional television newscasts, web-based or print coverage (see note below regarding policy on game video on web), or other electronic transmission as approved by The University in writing, with a limitation of up to three (3) minutes in length from any single event. That three (3)-minute package may contain no more than two (2) minutes of game highlights. Its usage must be only as supporting video/audio for a reported story and not simply as rebroadcast/streamed highlights or interview sessions. Accredited media entities may not offer any live video, audio or other coverage of the event (or tape delay rebroadcast coverage in its entirety) without the advance written permission of The University of Texas athletics department. Video is for news usage only and may not be sponsored or sold. This policy includes all games, matches, practices and events involving any of Texas' athletics programs. It includes all media events — press conferences, pre/post-practice interviews and pre/post-game interviews. Policy permits entities to use up to two (2) minutes of video on air (whether taken from the network feed or shot themselves) or on the entity's website. Reports and features must be filed postgame and not during the game. If a game/event is contracted to a network television partner, all highlights may remain on a website no longer than 48 hours following the game/event's conclusion. Highlights may not be used via social media platforms except as a link back to the website/URL hosting the highlights.

COLLEGEPRESSBOX.COM

The official media site for Big 12 football will provide one-stop access to updated contact information, media guides, game notes, game books, quotes, links and more for each of the conference's 10 schools and the conference office. To obtain a password, send an email to password@collegepressbox.com.

SATELLITE RADIO

A live radio broadcast for each UT game can be heard on SiriusXM Satellite: XM 202; Sirius 117; Internet 969; Spanish 550.

LONGHORN IMG RADIO NETWORK

For complete coverage of Texas Longhorns football, tune into the Longhorn IMG Radio Network. **Craig Way** (play-by-play), **Roger Wallace** (color) and **Quan Cosby** (sideline) call the action. Longhorn Weekly, Charlie Strong's one-hour radio show, airs Thursdays on both the radio network and Longhorn Network.

Abilene	KKHR 106.3 FM
Alpine	KVLF 1240 AM
Amarillo	KGNC 710 AM
Austin^*	KTX 104.9 FM
Austin	KOKE 99.3 FM
Austin	KTAE 105.3 FM
Austin	KTAE 1490 AM
Austin	KLGO 98.5 FM
Austin	KLGO 1260 AM
Big Spring	KBTS 1490 AM
Bonham	KFYN 1420 AM
Carthage*	KGAS 1590 AM
Carthage*	KGAS 104.3 FM
Corpus Christi*	KEYS 1440 AM
Crockett	KIVY 92.7 FM
Dallas*	KRLD 1080 AM
Del Rio	KWMC 1490 AM
El Paso	KROD 600 AM
Fort Stockton	KFST 860 AM
Henderson*	KWRD 1470 AM
Houston*	KFNC 97.5 FM
Liberty	KSHN 99.9 FM
Livingston	KETX 92.3 FM
Malakoff	KLVQ 1410 AM
Malakoff	KLVQ 94.5 FM
Marble Falls	KBey 103.9 FM
Marshall*	KHMT 1450 AM
Marshall*	KHMT 103.9 FM
McAllen	KJAV 104.9 FM
Orange*	KOGT 1600 AM
Paris	KFYN 104.3 FM
Rusk/Jacksonville	KTLU 1580 AM
San Angelo*	KKSA 1260 AM
San Antonio*	WOAI 1200 AM
Temple	KTEM 1400 AM
Tyler/Longview	KTBB 600 AM
^Flagship; * Longhorn Weekly Show Affiliate	

SPANISH LANGUAGE BROADCAST

The Longhorn IMG Radio Network offers Cadena Deportiva, a Spanish language radio broadcast of Texas football games. It can be heard in Austin on KTX-HD2 97.1 FM and KZNX 1530 AM.

2015 TEXAS FOOTBALL NUMERICAL ROSTER

No.	Name	Pos.	Ht.	Wt.	Yr.-Exp	Hometown (High School)	No.	Name	Pos.	Ht.	Wt.	Yr.-Exp	Hometown (High School)
1	Burt, John	WR	6-2	184	Fr.-HS	Tallahassee, Fla. (Lincoln)	44	Hager, Breckyn	LB	6-3	224	Fr.-HS	Austin, Texas (Westlake)
1	Davis, Shiro	DE	6-3	256	Sr.-3L	Shreveport, La. (Woodlawn)	45	Wheeler, Anthony	LB	6-2	209	Fr.-HS	Dallas, Texas (Skyline)
2	Boyd, Kris	CB	6-0	188	Fr.-HS	Gilmer, Texas (Gilmer)	46	Jefferson, Malik	LB	6-3	232	Fr.-HS	Mesquite, Texas (Potet)
3	Foreman, Armani	WR	5-11	204	So.-1L	Texas City, Texas (Texas City)	47	Beck, Andrew	TE	6-3	232	So.-1L	Tampa, Fla. (Plant)
4	Elliott, DeShon	S	6-1	205	Fr.-HS	Rockwall, Texas (Rockwall-Heath)	48	Cruciani, Dominic	TE	5-11	216	Sr.-SQ	Southlake, Texas (Carroll/UT-Arlington)
4	Johnson, Daje	WR	5-9	184	Sr.-3L	Pflugerville, Texas (Hendrickson)	48	Gonzales, Trey	LB	5-10	220	Sr.-SQ	Friendswood, Texas (Friendswood)
5	Hill, Holton	DB	6-2	179	Fr.-HS	Houston, Texas (Lamar)	49	Roberson, Derick	DE	6-3	238	Fr.-RS	San Antonio, Texas (Brennan)
5	Joe, Lorenzo	WR	6-2	202	So.-1L	Abilene, Texas (Cooper)	49	Sims, Matthew	P	6-2	181	So.-RS	Dallas, Texas (Lovejoy)
6	McNeal, DeAndre	WR	6-1	236	Fr.-HS	Mesquite, Texas (Potet)	50	Raulerson, Jake	OL	6-4	295	So.-1L	Celina, Texas (Celina)
7	Johnson, Marcus	WR	6-1	197	Sr.-3L	League City, Texas (Clear Springs)	51	Cuney, Terrell	OL	6-1	289	Fr.-RS	Jasper, Texas (Jasper)
8	Leonard, Dorian	WR	6-4	203	So.-1L	Longview, Texas (Longview)	53	Holbrook, Jak	DS	5-10	201	Fr.-RS	Austin, Texas (McCallum)
9	Covey, Josh	QB	6-0	195	Fr.-HS	Georgetown, Texas (East View)	54	Graf, Garrett	OL	6-2	280	So.-SQ	Grand Prairie, Texas (South Grand Prairie)
9	Davis, Davante	CB	6-2	191	Fr.-HS	Miami, Fla. (Booker T. Washington)	55	Santos, Dalton	LB	6-2	257	Sr.-3L	Van, Texas (Van)
11	Locke III, P.J.	S	5-10	191	Fr.-HS	Beaumont, Texas (Central)	55	Williams, Connor	OL	6-5	283	Fr.-HS	Coppell, Texas (Coppell)
11	Warrick, Jacorey	WR	5-10	170	Jr.-1L	Houston, Texas (Cypress Falls)	57	Orren, Clark	OL	5-11	269	Jr.-SQ	Longview, Texas (Longview)
13	Dickson, Michael	P	6-3	208	Fr.-HS	Sydney, Australia (Kirrawee)	58	Hodges, Brandon	OL	6-4	308	Jr.-TR	Aberdeen, Miss. (Aberdeen/East Mississippi CC)
13	Heard, Jerrod	QB	6-2	195	Fr.-RS	Denton, Texas (Guyer)	59	Welsh, Michael	OL	6-1	256	Fr.-RS	Houston, Texas (Strake Jesuit)
14	Haines, Dylan	S	6-1	193	Jr.-1L	Lago Vista, Texas (Lago Vista)	61	Mercado, Alex	DT	5-10	271	Jr.-SQ	San Antonio, Texas (Brennan)
14	Locksley, Kai	QB	6-4	188	Fr.-HS	Baltimore, Md. (Gilman School)	62	Ojeaga, Patrick	DT	6-2	296	Fr.-RS	McAllen, Texas (McAllen Memorial)
15	Echols, Bryson	CB	5-10	180	Jr.-2L	DeSoto, Texas (DeSoto)	63	Anderson, Alex	OL	6-3	296	Fr.-RS	New Orleans, La. (Landry-Walker)
15	Holtz, Trey	QB	6-0	186	Jr.-SQ	Tampa, Fla. (H.B. Plant)	65	Hutchins, Marcus	OL	6-3	290	Sr.-1L	DeSoto, Texas (DeSoto)
16	Roberts Jr., Jermaine	DB	5-9	168	Fr.-RS	New Orleans, La. (St. Augustine)	66	Flowers, Sedrick	OG	6-2	326	Sr.-3L	Houston, Texas (North Shore)
16	Vinklarek, Logan	QB	6-1	222	So.-SQ	La Grange, Texas (La Grange/Blinn [Texas] JC)	68	Lopez, Frank	OL	6-2	299	Jr.-3L	Eagle Pass, Texas (Winn)
17	Greenwood, Jimmy	QB	6-2	176	So.-SQ	Houston, Texas (Kinkaid)	69	Allsup, Austin	OL	6-2	267	Fr.-RS	Austin, Texas (Lorena)
17	Newsome, Ryan	WR	5-8	166	Fr.-HS	Aledo, Texas (Aledo)	70	Major, Buck	OL	6-6	331	Fr.-HS	Huntsville, Texas (Huntsville)
18	Swoopes, Tyrone	QB	6-4	244	Jr.-1L	Whitewright, Texas (Whitewright)	72	Rodriguez, Elijah	OL	6-5	295	Fr.-RS	Houston, Texas (Cypress Creek)
18	Vaccaro, Kevin	S	5-8	185	Jr.-2L	Brownwood, Texas (Brownwood)	74	Doyle, Taylor	C/OG	6-4	300	Sr.-1L	Austin, Texas (Lake Travis)
19	Jinkens, Peter	LB	6-0	230	Sr.-3L	Dallas, Texas (Skyline)	75	Nickelson, Tristan	OT	6-9	304	So.-TR	League City, Texas (Clear Falls/Fork Union/Navarro CC)
19	Merrick, Matthew	QB	6-2	197	Fr.-HS	Dallas, Texas (Cistercian Prep)	76	Perkins, Kent	OG/OT	6-5	325	Jr.-1L	Dallas, Texas (Lake Highlands)
21	Thomas, Duke	CB	5-10	178	Sr.-3L	Killeen, Texas (Copperas Cove)	77	Vahe, Patrick	OL	6-2	319	Fr.-HS	Eules, Texas (Trinity)
23	Rose, Nick	PK/P	6-1	194	Sr.-3L	Dallas, Texas (Highland Park)	79	Thomas, Garrett	OL	6-6	274	Fr.-HS	Many, La. (Many)
23	Strickland, Jordan	DB	5-9	157	Fr.-RS	Aurora, Colo. (Cherokee Trail)	80	Whiteley, Blake	TE	6-5	248	So.-RS	Vancouver, BC, Canada (West Vancouver/Arizona Western CC)
24	Bonney, John	CB	6-0	188	Fr.-RS	Houston, Texas (Lamar)	81	Roberts, Ryan	WR	6-5	188	So.-RS	Austin, Texas (Hyde Park)
25	Davis, Antwuan	CB	5-11	194	So.-1L	Bastrop, Texas (Bastrop)	82	Wilson, Michael	WR	6-3	211	Fr.-RS	Arlington, Texas (Arlington Martin)
25	Warren III, Chris	RB	6-2	232	Fr.-HS	Rockwall, Texas (Rockwall)	83	Center, Matt	TE	6-2	218	So.-SQ	Llano, Texas (Llano)
26	Colbert, Adrian	S	6-0	210	Jr.-2L	Mineral Wells, Texas (Mineral Wells)	85	Moeller, Philipp	WR	5-10	173	Fr.-RS	Plano, Texas (Plano)
27	Bernard, Roderick	WR	5-9	166	So.-1L	Houston, Texas (Sharpstown)	86	Oliver, Jake	WR	6-3	219	So.-SQ	Dallas, Texas (Jesuit)
27	Huffman, Connor	WR	5-9	173	So.-SQ	Arlington, Texas (Arlington)	87	Gray, Garrett	TE	6-3	226	Fr.-RS	Marble Falls, Texas (Marble Falls)
28	Johnson, Kirk	RB	5-11	205	Fr.-HS	San Jose, Calif. (Valley Christian)	88	Templin, Ty	WR	6-0	192	Jr.-1L	Granbury, Texas (Trinity Valley)
28	Jordan, Nick	PK	6-0	183	Jr.-1L	Coppell, Texas (Coppell)	89	Fehr, Chris	TE	6-2	231	Fr.-RS	Austin, Texas (McNeil)
29	DeGroot, Hunter	WR	6-1	195	Jr.-SQ	Arlington, Texas (High Point Prep)	90	Omenihu, Charles	DE	6-5	236	Fr.-HS	Rowlett, Texas (Rowlett)
29	Evans, Sheroid	CB	6-2	180	Sr.-3L	Sugar Land, Texas (Fort Bend Dulles)	91	Cottrell, Bryce	DE	6-2	253	Jr.-2L	Plano, Texas (Plano West)
30	Cole, Timothy	LB	6-1	235	Jr.-2L	Brenham, Texas (Brenham)	92	Vasser, Quincy	DE	6-3	250	Jr.-TR	Nyack, N.Y. (Navarro CC/Hargrave/Nyack)
30	Yoder, Tim	RB	5-9	185	Fr.-RS	Plano, Texas (Plano)	93	Boyette Jr., Paul	DT	6-2	303	Jr.-1L	Humble, Texas (Humble)
31	Hall, Jason	S	6-2	209	So.-1L	Grand Prairie, Texas (South Grand Prairie)	94	Norman, Alex	DT	6-2	275	Jr.-SQ	Dallas, Texas (Bishop Dunne)
32	Gray, Johnathan	RB	5-10	211	Sr.-3L	Aledo, Texas (Aledo)	95	Ford, Poona	DT	5-11	291	So.-1L	Hilton Head, S.C. (Hilton Head)
33	Foreman, D'Onta	RB	6-0	241	So.-1L	Texas City, Texas (Texas City)	96	McMillon, Jake	DT	6-2	289	Fr.-RS	Abilene, Texas (Abilene)
35	Freeman, Edwin	LB	6-1	236	Fr.-RS	Arlington, Texas (Bowie)	97	Nelson, Chris	DT	6-1	305	Fr.-RS	Lakeland, Fla. (Victory Christian)
35	Coppens, Jon	PK	5-11	188	Fr.-HS	Double Oak, Texas (Nolan Catholic)	98	Ridgeway, Hassan	DT	6-3	314	Jr.-2L	Mansfield, Texas (Mansfield)
36	De La Torre, Alex	TE	6-0	243	Sr.-3L	Denton, Texas (Ryan)	99	Jackson, Desmond	DT	6-1	300	Sr.-3L	Houston, Texas (Westfield)
36	Boldt, Dillon	DB	5-10	166	Jr.-SQ	Austin, Texas (Bowie)	as of Sept. 17						
37	Moore, Evan	PK	6-2	187	Fr.-RS	Aubrey, Texas (Aubrey)							
37	Tseng, Johnny	LB	6-0	214	Jr.-SQ	Lolita, Texas (Industrial)							
38	Becker, Mitchell	P	6-2	182	So.-SQ	League City, Texas (Clear Creek)							
38	Lee, Tyler	DB	5-10	198	Jr.-SQ	Houston, Texas (Cypress Creek)							
39	Davis, Gaston	RB	5-10	196	Jr.-SQ	Houston, Texas (Clear Lake)							
39	Marriott, Tyler	DB	6-1	199	Sr.-SQ	McAllen, Texas (McAllen Memorial)							
40	Hafley, Trenton	RB	5-8	196	Fr.-RS	Wichita Falls, Texas (Burnet)							
40	Hughes, Naashon	DE	6-4	232	So.-1L	Harker Heights, Texas (Harker Heights)							
41	Ashby, Kyle	DS	6-0	234	Jr.-1L	Lake Jackson, Texas (Brazoswood)							
41	Houston, Tristian	RB	5-10	200	Fr.-HS	Galena Park, Texas (North Shore)							
42	Bluiett, Caleb	TE	6-4	258	Jr.-2L	Beaumont, Texas (West Brook)							
42	Harper, Jay	TE	5-10	238	Fr.-RS	Houston, Texas (Stratford)							
43	Mills, Logan	TE	6-2	212	Sr.-SQ	La Vernia, Texas (La Vernia)							
43	Townsend, Cameron	LB	6-0	204	Fr.-HS	Missouri City, Texas (Ridge Point)							

PRONUNCIATIONS

Caleb Bluiett	BLUE-eh-t	Jerrod Heard	juh-ROD
John Bonney	BAHN-ee	Tristian Houston	TRIST-en
Paul Boyette Jr.	boy-EHT	Naashon Hughes	NAY-shawn
Adrian Colbert	COLE-burt	Malik Jefferson	muh-LEAK
Bryce Cottrell	cuh-TRELL	Daje Johnson	duh-ZHAY
Terrell Cuney	CUE-nee	PJ Locke III	LOCK
Antwuan Davis	AN-twahn	Kai Locksley	KYE - rhymes w/ BYE
Gaston Davis	gas-TONE	Patrick Ojeaga	oh-gee-AH-gah
Shiro Davis	SHY-row	Charles Omenihu	oh-MEN-ah-hoo
Alex De La Torre	deh la TOR-ay	Jake Raulerson	RAWL-er-son
Sheroid Evans	shur-OD	Derick Roberson	ROW-ber-son
Armani Foreman	ARE-mahn-tee	Kevin Vaccaro	vuh-CAR-oh
D'Onta Foreman	dee-ON-tay	Patrick Vahe	VAH-hay
Breckyn Hager	BRECK-in HAY-grr	Logan Vinklarek	VIN-clark

2015 TEXAS LONGHORNS DEPTH CHART (vs. Kansas)

RS - redshirt; L - letters won; (#) career starts; TR - transfer

OFFENSE

WIDE RECEIVER (H)

NO	PLAYER	CL	HT	WT
4	Daje Johnson (15) (duh-ZHAY)	Sr.-3L	5-9	184
7	Marcus Johnson (16)	Sr.-3L	6-1	197
17	Ryan Newsome	Fr.-HS	5-8	166

WIDE RECEIVER (Z)

1	John Burt (8)	Fr.-HS	6-2	184
8	Dorian Leonard	So.-1L	6-4	203

TIGHT END (Y)

47	Andrew Beck (10)	So.-1L	6-3	232
42	Caleb Bluiett (3) (BLUE-eh)	Jr.-2L	6-4	258

LEFT TACKLE

55	Connor Williams (8)	Fr.-HS	6-5	283
65	Marcus Hutchins (14)	Sr.-3L	6-3	290

LEFT GUARD

66	Sedrick Flowers (22)	Sr.-3L	6-2	326
72	Elijah Rodriguez	Fr.-RS	6-5	295

CENTER

74	Taylor Doyle (19)	Sr.-1L	6-4	300
50	Jake Raulerson (5) (RAWL-er-son)	So.-1L	6-4	295

RIGHT GUARD

77	Patrick Vahe (8) (VAH-hay)	Fr.-HS	6-2	319
58	Brandon Hodges	Jr.-TR	6-4	308

RIGHT TACKLE

76	Kent Perkins (20)	Jr.-1L	6-5	325
75	Tristan Nickelson (1)	So.-TR	6-9	304

WIDE RECEIVER (X)

3	Armanti Foreman (4) (ARE-mahn-tee)	So.-1L	5-11	204
5	Lorenzo Joe (1)	So.-1L	6-2	202
11	Jacorey Warrick	Jr.-1L	5-10	170
6	DeAndre McNeal	Fr.-HS	6-1	236

QUARTERBACK

13	Jerrold Heard (7) (juh-ROD)	Fr.-RS	6-2	195
18	Tyrone Swoopes (13)	Jr.-1L	6-4	244
14	Kai Locksley (KYE, rhymes with BYE)	Fr.-HS	6-4	188

TAILBACK

32	Johnathan Gray (21)	Sr.-3L	5-10	211
33	D'Onta Foreman (dee-ON-tay)	So.-1L	6-0	241
25	Chris Warren III	Fr.-HS	6-2	232

H-BACK

36	Alex De La Torre (1) (deh la TOR-ay)	Sr.-3L	6-0	243
43	Logan Mills	Sr.-SQ	6-2	212

PLACE-KICKER

23	Nick Rose	Sr.-3L	6-1	194
28	Nick Jordan	Jr.-1L	6-0	185

SPECIAL TEAMS

PUNT RETURN: 4 Daje Johnson; 21 Duke Thomas

KICKOFF RETURN: 4 Daje Johnson & 2 Kris Boyd

Others: 17 Ryan Newsome; 32 Johnathan Gray; 21 Duke Thomas; 33 D'Onta Foreman

KICKOFFS: 23 Nick Rose; 28 Nick Jordan

HOLDER: 15 Trey Holtz; 38 Mitchell Becker

SNAPPER (PAT/FG/PUNTS): 41 Kyle Ashby; 53 Jak Holbrook

DEFENSE

STRONG END

NO	PLAYER	CL	HT	WT
1	Shiro Davis (8) (SHY-ro)	Sr.-3L	6-3	256
91	Bryce Cottrell (4) (cuh-TRELL)	Jr.-2L	6-2	253
92	Quincy Vasser	Jr.-TR	6-3	250

DEFENSIVE TACKLE (NOSE)

99	Desmond Jackson (19)	Sr.-3L	6-1	300
93	Paul Boyette Jr. (4) (boy-EHT)	Jr.-1L	6-2	303
94	Alex Norman	Jr.-SQ	6-2	275

DEFENSIVE TACKLE

98	Hassan Ridgeway (15)	Jr.-2L	6-3	314
95	Poona Ford (4)	So.-1L	5-11	291
97	Chris Nelson	Fr.-RS	6-1	305

FOX END

40	Naashon Hughes (15) (NAY-shawn)	So.-1L	6-4	232
90	Charles Omenihu (oh-MEN-ah-hoo)	Fr.-HS	6-5	236
49	Derick Roberson (ROW-bur-son)	Fr.-RS	6-3	238

STRONGSIDE LINEBACKER

19	Peter Jinkens (19)	Sr.-3L	6-0	230
30	Timothy Cole (1)	Jr.-2L	6-1	235

MIDDLE LINEBACKER

46	Malik Jefferson (7) (muh-LEAK)	Fr.-HS	6-3	232
44	Breckyn Hager (BRECK-in)	Fr.-HS	6-3	224

WEAKSIDE LINEBACKER

45	Anthony Wheeler (1)	Fr.-HS	6-2	209
35	Edwin Freeman	Fr.-RS	6-1	236

CORNERBACK

21	Duke Thomas (31)	Sr.-3L	5-10	178
9	Davante Davis (1)	Fr.-HS	6-2	191
15	Bryson Echols (1)	Jr.-2L	5-10	180

FREE SAFETY

31	Jason Hall (15)	So.-1L	6-2	209
11	P.J. Locke III (LOCK)	Fr.-HS	5-10	191
26	Adrian Colbert (4) (COLE-burt)	Jr.-2L	6-1	210

STRONG SAFETY

14	Dylan Haines (20)	Jr.-1L	6-1	193
18	Kevin Vaccaro (vuh-CAR-oh)	Jr.-2L	5-8	185
4	DeShon Elliott (duh-SHAWN)	Fr.-HS	6-1	205

CORNERBACK

5	Holton Hill (4)	Fr.-HS	6-2	179
24	John Bonney (5) (BAHN-ee)	Fr.-RS	6-0	188
25	Antwuan Davis (5) (AN-twahn)	So.-1L	5-11	194
2	Kris Boyd	Fr.-HS	6-0	188

NICKEL

21	Duke Thomas (31)	Sr.-3L	5-10	178
24	John Bonney (5) (BAHN-ee)	Fr.-RS	6-0	188
11	P.J. Locke III	Fr.-HS	5-10	191

PUNTER

13	Michael Dickson	Fr.-HS	6-3	208
38	Mitchell Becker	So.-SQ	6-2	182

OFFENSIVE STARTERS GAME-BY-GAME

	WR (H)	WR (Z)	TE (Y)	LT	LG	C	RG	RT	WR (X)	QB	TB
ND	M. Johnson	Burt	Beck	Williams	Flowers	Doyle	Vahe	Perkins	A. Foreman	Swoopes	Gray
RICE	D. Johnson	Burt	Beck	Williams	Flowers	Doyle	Vahe	Perkins	A. Foreman	Heard	Gray
CAL	D. Johnson	Burt	Beck	Williams	Flowers	Doyle	Vahe	Perkins	A. Foreman	Heard	Gray
OSU	D. Johnson	Burt	Beck	Williams	Flowers	Doyle	Vahe	Perkins	A. Foreman	Heard	Gray
TCU	D. Johnson	Burt	Beck	Williams	Flowers	Doyle	Vahe	Hutchins	M. Johnson	Heard	Gray
OU	Joe	Burt	Beck	Williams	Flowers	Doyle	Vahe	Nickelson	M. Johnson	Heard	Gray
KSU	D. Johnson	Burt	Beck	Williams	Flowers	Doyle	Vahe	Perkins	M. Johnson	Heard	Gray
ISU	D. Johnson	Burt	Beck	Williams	Flowers	Doyle	Vahe	Perkins	M. Johnson	Heard	Gray
KU											
WV											
TTU											
BAY											

DEFENSIVE STARTERS GAME-BY-GAME

	DE	DT (NOSE)	DT	FOX END	SLB	MLB	CB	NICKEL OR WLB	FS	SS	CB
ND	S. Davis	Jackson	Ford	Hughes	Jinkens	Jefferson	Bonney	Thomas	Hall	Haines	A. Davis
RICE	S. Davis	Jackson	Ford	Hughes	Jinkens	Jefferson	Bonney	Thomas	Hall	Haines	A. Davis
CAL	S. Davis	Jackson	Ford	Hughes	Jinkens	Jefferson	Bonney	Thomas	Hall	Haines	A. Davis
OSU	S. Davis	Boyette	Ridgeway	Hughes	Jinkens	Jefferson	Bonney	Thomas	Hall	Haines	A. Davis
TCU	Cottrell	Boyette	Ridgeway	Hughes	Jinkens	Jefferson	Hill	Thomas	Hall	Haines	A. Davis
OU	Cottrell	Boyette	Ridgeway	Hughes	Jinkens	Jefferson	Hill	Thomas	Hall	Haines	Bonney
KSU	Cottrell	Boyette	Ridgeway	Hughes	Jinkens	Jefferson	Thomas	Wheeler (WLB)	Hall	Haines	Hill
ISU	Cottrell	Ford	Ridgeway	Hughes	Jinkens	Cole	D. Davis	Thomas	Hall	Haines	Hill
KU											
WV											
TTU											
BAY											



TEXAS STATS GAME-BY-GAME

	FIRST DOWNS	RUSHING	PASSING	TOTAL	FUMBLES-	PEN-	PUNTS-	PR.-	KR-	POSS.	SCORE BY QUARTERS
	R-P-PN-TOT	ATT-NET	ATT-COMP-INT-YDS	PLYS-YDS	LOST	YDS	AVG.	YDS-TD	YDS	TIME	1 2 3 4 T
ND	2-5-1-8	29-60	8-23-0-103	52-163	0-0	4-50	10-42.3	2-3-0	6-125	20:50	0 0 3 0 3
RICE	7-4-0-11	28-149	5-10-0-128	38-277	1-1	4-42	5-36.6	4-175-1	2-60	15:58	21 0 21 0 42
CAL	12-13-3-28	52-286	20-31-1-364	83-650	2-1	10-93	3-43.0	0-0-0	3-26	30:32	7 17 0 20 44
OSU	8-3-0-11	42-171	9-17-1-119	59-290	1-0	16-128	7-40.3	3-26-0	5-100	25:53	6 14 7 0 27
TCU	13-5-2-20	51-191	13-28-0-122	79-313	2-1	4-40	8-41.0	1-0-0	4-64	29:26	0 0 0 7 7
OU	15-4-1-20	58-313	9-12-0-55	70-368	0-0	5-67	6-41.7	0-0-0	2-63	31:55	14 0 3 7 24
KSU	15-5-0-20	53-274	10-16-0-99	69-373	0-0	3-35	6-37.0	2-(-1)-0	3-44	30:40	3 13 0 7 23
ISU	7-4-0-11	32-119	12-22-1-85	54-204	0-0	3-39	9-45.8	2-0-0	4-52	22:35	0 0 0 0 0
KU											
WV											
TTU											
BAY											

OPPONENT STATS GAME-BY-GAME

	FIRST DOWNS	RUSHING	PASSING	TOTAL	FUMBLES-	PEN-	PUNTS-	PR.-	KR-	POSS.	SCORE BY QUARTERS
	R-P-PN-TOT	ATT-NET	ATT-COMP-INT-YDS	PLYS-YDS	LOST	YDS	AVG.	YDS-TD	YDS	TIME	1 2 3 4 T
ND	14-14-2-30	52-214	19-23-0-313	75-527	2-0	6-39	4-41.2	3-(-1)-0	1-10	39:10	14 3 14 7 38
RICE	15-14-1-30	58-228	23-38-3-234	96-462	2-2	6-55	5-39.8	0-0-0	1-45	44:02	0 14 0 14 28
CAL	11-12-3-26	41-280	27-27-0-268	78-548	2-2	6-50	4-33.0	0-0-0	0-0	29:28	7 17 21 0 45
OSU	4-17-6-27	46-103	24-36-2-292	82-395	1-1	7-40	5-38.8	2-2-0	0-0	34:07	14 3 7 6 30
TCU	12-18-1-31	42-228	22-38-0-376	80-604	2-0	8-84	6-42.0	1-4-0	1-26	30:34	30 7 10 3 50
OU	6-12-3-21	37-67	20-28-0-211	65-278	1-1	5-45	7-39.6	2-9-0	3-81	28:05	0 3 7 7 17
KSU	9-5-1-15	37-135	11-24-1-107	61-242	2-0	5-27	7-40.4	1-11-0	3-72	29:20	0 6 3 0 9
ISU	13-12-3-28	54-238	19-38-0-188	92-426	1-0	4-45	6-37.2	2-37-0	0-0	37:25	7 3 7 7 24
KU											
WV											
TTU											
BAY											

Game 1 | Saturday, Sept. 5 | Notre Dame Stadium

 1-0	38	14	3	14	7
 0-1	3	0	0	3	0



Texas vs. Notre Dame put two of the winningest programs in NCAA history against each other

32 | Johnathan Gray
8 CARRIES | 40 YDS

18 | Tyrone Swoopes
7-of-22 PASSING | 93 YDS | 10 CARRIES | 17 YDS

46 | Malik Jefferson
9 TACKLES | 2.5 TFL

Put the T back in Texas

- 1 SACK | 9 TFL
- AVERAGED 42.3 YARDS ON PUNTS, 3 PUNTS 50+ YDS
- ALLOWED -1 YDS ON PUNT RETURNS
- DOWNED 2 PUNTS INSIDE THE 20
- 6 PLAYERS WITH 5+ TACKLES

Texas	Inside the Numbers	#11/11 Notre Dame
290	Total Yards	395
171	Rushing Yards	103
119	Passing Yards	292
4-of-16	3rd Down Pct.	9-of-16
14	Pts. Off Turnovers	0

TexasSports.com

@TexasSports

@Longhorn_FB

SOUTH BEND, Ind. — No. 11/11 Notre Dame (1-0) knocked off Texas (0-1) by a 38-3 count Saturday evening before a sellout crowd at Notre Dame Stadium. Saturday's contest marked the first meeting between the two schools in nearly 20 years.



Both teams stalled on their opening drives before Notre Dame got on the board first on its second possession. Notre Dame QB Malik Zaire found Will Fuller down the middle for a 16-yard touchdown to stake the Irish to a 7-0 lead with 6:29 left in the first quarter.

Notre Dame marched 95 yards on its next possession and assumed a 14-0 lead when Josh Adams raced right on a jet sweep and scored from 14 yards out just before the end of the first quarter. The Irish's Justin Yoon connected for a 38-yard field goal with 7:53 remaining in the second quarter to push the Notre Dame lead to 17-0.

Texas made its first foray into Notre Dame territory in the closing minutes of the first half. Tyrone Swoopes, who shared time at quarterback with redshirt freshman Jerrod Heard, dumped a screen pass to Daje Johnson, who scampered 20 yards for a first down to the UT 45.

Swoopes carried for five yards to midfield before an Irish facemask penalty gave Texas the ball at the Notre Dame 35. The Horns settled for a 52-yard field goal attempt, but Nick Rose's kick sailed wide left as time expired in the first half. Rose had converted the kick twice but a pair of Notre Dame timeouts nullified both attempts.

Game 2 | Saturday, Sept. 12 | Darrell K Royal - Texas Memorial Stadium

 1-1	28	0	14	0	14
 1-1	42	21	0	21	0



#LightTheTower

In his first career start Jerrod Heard had 120 yards passing and 96 rushing. He also threw 2 TDs.

13 | Jerrod Heard
4-of-7 PASSING | 120 YDS | 2 TDs | 10 CARRIES | 96 YDS

4 | Daje Johnson
3 PUNT RET | 119 YDS | 1 TD | 85 YD LONG

1 | John Burt
1 REC | 69 YDS | 1 TD

Put the T back in Texas

- 2 SACKS | 6 TFL | 3 INT | 2 FUMBLE RECOVERIES
- SCHOOL RECORD 175 YARDS ON PUNT RETURNS
- SCORED 2 TDs ON SPECIAL TEAMS & DEFENSE
- FORCED 5 TURNOVERS
- 4 OFFENSIVE PLAYS OF 20+ YDS
- AVG 43.75 YDS ON PUNT RETURNS
- 2-FOR-2 IN THE RED ZONE

Texas	Inside the Numbers	Rice
277	Total Yards	462
149	Rushing Yards	228
128	Passing Yards	234
3-of-8	3rd Down Pct.	14-of-21
7	Pts Off Turnovers	7

TexasSports.com

@TexasSports

@Longhorn_FB

AUSTIN, Texas — Boosted by a school single-game record 175 punt return yards, Texas secured its 16th straight home opening win and 13th consecutive victory over Rice as the Longhorns raced past the Owls on Saturday night at Darrell K. Royal — Texas Memorial Stadium, 42-28.



Senior wide receiver Daje Johnson was at the forefront of the return yardage record, bringing back three punts for 119 yards (39.7 average), including an 85-yard, first quarter scamper.

Freshman quarterback Jerrod Heard certainly made an impact in his first career start on the Forty Acres, throwing for 120 yards and two TDs while also rushing for 96 yards. Senior running back Johnathan Gray and sophomore receiver Armanti Foreman also scored in the first quarter to put Texas up 21-0 after the opening 15 minutes.

After stopping Rice on its opening drive, Texas wasted little time moving down field on its opening possession to nab a quick 7-0 lead via a 32-yard strike from Heard to Foreman. The signal caller also utilized his speed in helping UT on the nine-play, 80-yard drive as a 35-yard run by Heard on third-and-11 helped keep the drive alive.

After a quick three-and-out by Rice, Johnson pounced with his 85-yard punt return. The Pflugerville, Texas, native fielded the punt at his own 15-yard line and weaved his way through a crowd of blockers up the left sideline to pay dirt, expanding Texas' lead to 14-0. The punt return for a score marked the first for a Longhorn since Johnson also raced 85 yards for a TD during a 36-20 Texas victory over Oklahoma back on Oct. 12, 2013.

Game 3 | Saturday, Sept. 12 | Darrell K Royal - Texas Memorial Stadium

 3-0	45	7	17	21	0
 1-2	44	7	17	0	20



Jerrod Heard broke the school record for total offense in a game with 527 (364 pass, 163 rush)

13 | Jerrod Heard
20-of-31 PASSING | 364 YDS | 24 CARRIES | 163 YDS

4 | Daje Johnson
4 REC | 145 YDS | 54 YD LONG

32 | Johnathan Gray
11 CARRIES | 46 YDS | 2 TDs | 71 YDS REC

Put the T back in Texas

- 1 SACK | 4 TFL | 2 FUMBLE RECOVERIES
- SCHOOL RECORD 527 TOTAL OFFENSE FOR JERROD HEARD
- 20 UNANSWERED POINTS IN 4TH QUARTER
- 650 YDS TEAM TOTAL OFFENSE TIES FOR 8TH IN SCHOOL HISTORY
- 10 OFFENSIVE PLAYS OF 20+ YDS
- 6-OF-13 ON 3RD DOWNS
- 5-FOR-5 IN THE RED ZONE



TexasSports.com

@TexasSports

@Longhorn_FB

AUSTIN, Texas – Despite a school single-game total offense record of 527 yards from redshirt freshman quarterback Jerrod Heard, a furious fourth-quarter Texas rally came up just short on Saturday night in front of 91,568 fans at Darrell K Royal-Texas Memorial Stadium, as the Longhorns fell to California, 45-44.



UT had nearly fought its way out of a 21-point fourth quarter hole, with Heard scampering 45 yards for a TD with 1:11 left on the clock, before missing what would have been the game-tying extra point.

Heard was magnificent for the Burnt Orange & White, throwing for 364 yards and rushing for 163 more (three rushing scores) to break the old single-game total offense mark of 506 yards set by Vince Young at Oklahoma State in 2005. The 300-yard passing/100-yard rushing effort also marked the first for Texas since Colt McCoy threw for 304 and rushed for 175 against Texas A&M on Nov. 26, 2009.

Senior wide receiver Daje Johnson set a new career high for receiving yards with five catches for 145 yards, while sophomore running back D'Onta Foreman (47 yards rushing, TD) and senior running back Johnathan Gray (46 yards rushing, two TD's) combined for three rushing scores. Gray also managed a career-high 71 yards receiving on four catches.

The two teams combined for 1,198 total yards with the Longhorns out-gaining the Golden Bears by a 650-548 total. UT's offensive output, on 286 yards rushing and 364 yards passing, proved good enough to rate eighth all-time in program history.

Game 4 | Saturday, Sept. 26 | Darrell K Royal - Texas Memorial Stadium

 3-0 (1-0)	30	14	3	7	6
 1-2 (0-1)	27	6	14	7	0



Hassan Ridgeway returned a fumble 34 yards for a touchdown in the second quarter.

13 | Jerrod Heard
9-of-17 PASSING | 119 YDS | 19 CARRIES | 48 YDS

18 | Tyrone Swoopes
3 CARRIES | 35 YDS | 1 TD

98 | Hassan Ridgeway
6 TACKLES | 1.5 TFL | 1 SACK | 1 FUM RET TD

Put the T back in Texas

- 3 SACKS | 8 TFL | 2 INT
- SCORED 14 POINTS OFF TURNOVERS
- 2 DEFENSIVE TOUCHDOWNS
- DROPPED 3 POINTS INSIDE THE 20
- AVERAGED 1.2 YDS ON PUNT RETURNS
- ALLOWED AVERAGE OF 1 YD ON OKLAHOMA STATE PUNT RETURNS
- 2-FOR-2 IN THE RED ZONE



TexasSports.com

@TexasSports

@Longhorn_FB

AUSTIN, Texas – Two field goals over the final 1:33 of regulation helped No. 24 Oklahoma State (4-0, 1-0 Big 12 Conference) rally past Texas (1-3, 0-1 Big 12) on Saturday at Darrell K Royal-Texas Memorial Stadium, 30-27.

The Longhorns held a 27-24 lead with 1:33 left on the clock when OSU kicker Ben Grogan drilled a game-tying 41 yarder. With a final chance for a potential game-winning drive, UT went three-and-out and managed only a 10-yard punt off a fumbled snap as the Cowboys took possession at Texas' 18-yard line with 36 ticks left. After just one play, Grogan successfully knocked home a 40-yarder to complete the late comeback.

Oklahoma State out-gained the Horns by a 395-290 count with Texas managing a 171-103 advantage in rushing yards. Redshirt freshman quarterback Jerrod Heard was 9-for-17 passing for 119 yards and rushed for 48 more, while senior running back Johnathan Gray led the Burnt Orange & White on the ground with 55 yards.

UT junior defensive tackle Hassan Ridgeway managed his first career fumble recovery, returning it for a 34-yard TD early in the second quarter, while freshman defensive back Holton Hill returned an interception for a 41-yard score in the third. The occurrence of two defensive touchdowns in the same game marked the first time the Longhorns had accomplished the feat since Oct. 31, 2009, at Oklahoma State.

Game 5 | Saturday, Oct. 3 | Amon G. Carter Stadium

TCU 4-0 (1-0)	50	30	7	10	3
 1-3 (0-1)	7	0	0	0	7



D'Onta Foreman had a career-high 18 carries for 112 yards at TCU.

33 D'Onta Foreman 18 CARRIES 112 YDS 2 REC 32 YDS	19 Peter Jenkins 8 TACKLES 6 SOLO 1 TFL
32 Johnathan Gray 15 CARRIES 55 YDS	5 Holton Hill 7 TACKLES 6 SOLO 1 FBU
18 Tyrone Swoopes 5-of-8 PASSING 74 YDS 1 TD	44 Breckyn Hager 5 TACKLES 4 SOLO

Texas		Inside the Numbers		#4/3 TCU
313	Total Yards	604		
191	Rushing Yards	228		
122	Passing Yards	376		
6-of-19	3rd Down Pct.	5-of-13		
0-of-1	Red Zone Opp.	4-of-4		

TexasSports.com @TexasSports @Longhorn_FB

FORT WORTH, Texas — No. 4/3 TCU (5-0, 2-0 Big 12) posted a 50-7 win over Texas (1-4, 0-2 Big 12) Saturday afternoon at TCU's Amon Carter Stadium.

Texas forced a three-and-out on TCU's first possession, but on the Longhorns' ensuing possession, TCU recovered a Daje Johnson fumble and took over at the Texas 45.

Four plays later, TCU quarterback Trevone Boykin found KaVontae Turpin for a 13-yard score to stake the Horned Frogs to a 7-0 lead. Michael Dickson lined up for a Texas punt after the Horns' next possession, but the snap sailed over his head and into the end zone. Texas recovered the ball, but the play resulted in a safety and two points for TCU.

The Horned Frogs stretched their lead to 16-0 when Boykin found Josh Doctson for a 15-yard touchdown with 9:48 remaining in the first quarter. Texas and TCU traded punts before Boykin found Turpin again for a 49-yard touchdown that pushed the Horned Frogs lead to 23-0. TCU assumed a 30-0 lead behind a 29-yard halfback pass from Shaun Nixon to Doctson with 26 seconds remaining in the first quarter.

Texas advanced deep into TCU territory on a pair of first-half drives but failed to convert either into points. Running back D'Onta Foreman led off the first drive with a 15-yard run and gave Texas a fresh set of downs on the next series with three yards on third down. Quarterback Jerrod Heard found Foreman for 22 yards to the TCU 22, but the possession ended with an errant 39-yard field goal attempt from Nick Rose.

Game 6 | Saturday, Oct. 10 | Cotton Bowl

 4-1 (1-1)	17	0	3	7	7
 2-4 (1-2)	24	14	0	3	7



Marcus Johnson scored his first touchdown of the season in UT's 24-17 win over OU.

13 Jerrod Heard 8-of-11 PASSING 53 YDS 1 TD 21 CARRIES 115 YDS	Put the T back in Texas 6 SACKS 8 TFL 1 FUMBLE RECOVERY • ALLOWED ONLY 15 YARDS IN 1ST QUARTER • HELD OU TO 25% ON 3RD DOWNS • ALLOWED 278 YARDS — 229 LESS THAN SEASON AVERAGE • HELD OU TO 67 YARDS RUSHING • FORCED OU TO PUNT ON 7 OF 11 POSSESSIONS • NEVER THAILED DURING THE GAME
32 D'Onta Foreman 9 CARRIES 117 YDS 81 YD LONG BACK-TO-BACK 100-YD	
46 Malik Jefferson 6 TACKLES 5 SOLO 2 SACKS	

Texas		Inside the Numbers		#10/9 Oklahoma
368	Total Yards	278		
313	Rushing Yards	67		
55	Passing Yards	211		
9-of-16	3rd Down Pct.	3-of-12		
6	Sacks	2		

TexasSports.com @TexasSports @Longhorn_FB



DALLAS, Texas — On a beautiful Saturday afternoon in front of 91,546 fans at the Cotton Bowl, Texas (2-4, 1-2 Big 12 Conference) rushed for a season-best 313 yards and its defense posted a season-high six sacks to go along with eight tackles for loss as the Longhorns handed No. 10/9 Oklahoma (4-1, 1-1 Big 12 Conference) its first loss of the campaign during the annual AT&T Red River Showdown, 24-17.

The victory marked the second in the last three seasons for the Longhorns over the Sooners, the sixth in the last 11 meetings between the two teams and boosted UT's all-time record against OU to 61-44-5.

A pair of Longhorns crossed the century mark rushing in the match-up with sophomore running back D'Onta Foreman leading the way with 117 yards, including a career-long 81-yard jaunt, and redshirt freshman quarterback Jerrod Heard adding 115 yards. The occurrence marked the second-straight 100-yard effort for Foreman as the Texas City, Texas, native became the first UT player to reach triple figures in consecutive games since Malcolm Brown had three straight to conclude the 2013 season (128 vs. Texas Tech, 131 at Baylor, 130 vs. Oregon).

The rushing yardage as a team for the Horns marked the first time Texas rushed for at least 300 yards in a single game since putting up 359 against New Mexico State on Aug. 31, 2013.

Game 7 | Saturday, Oct. 24 | Darrell K Royal-Texas Memorial Stadium

 3-4 (0-4)	9	0	6	3	0
 3-4 (2-2)	23	3	13	0	7



#LightTheTower


Tyrone Swoopes scored 3 TD's in the "18 Wheeler" package to lead Texas over K-State, 23-9

18 | Tyrone Swoopes
7 CARRIES | 50 YDS | 3 TDs | 52 YDS IN LATE 4TH QTR DRIVE

32 | Johnathan Gray
18 CARRIES | 103 YDS | 46 YD LONG

14 | Dylan Haines
4 TACKLES | 3 SOLO | 2 PBUS | 1 INT - SEVENTH OF CAREER

Put the T back in Texas
5 SACKS | 8 TFL | 1 INT
• ALLOWED ONLY 41 YARDS IN 1ST QUARTER
• HELD K-STATE TO 29% ON 3RD DOWNS
• ALLOWED 242 YARDS — 227 LESS THAN SEASON AVERAGE
• ALLOWED 0 PLAYS OF 20+ YDS
• FORCED K-STATE TO PUNT ON 7 OF 11 POSSESSIONS
• INTERCEPTION WITH 3:02 TO PLAY



TexasSports.com

@TexasSports

@Longhorn_FB



AUSTIN, Texas — On a blustery Saturday afternoon with heavy rain falling throughout the contest at Darrell K. Royal-Texas Memorial Stadium, Texas (3-4, 2-2 Big 12 Conference) rushed for 274 yards as a team and managed five sacks to battle past both the elements and Kansas State (3-4, 0-4 Big 12), 23-9.

Texas senior running back Johnathan Gray powered the Longhorns' offense with a season-high 103 rushing yards on 18 carries, marking the sixth 100-yard effort of his career. Junior quarterback Tyrone Swoopes came off the bench in the "18 Wheeler" package to score three touchdowns and accounted for all 52 rushing yards on Texas' game-clinching drive late in the fourth quarter. Redshirt freshman starting QB Jerrod Heard was 10-for-15 passing for 99 yards while contributing 61 more on the ground. Senior wide receiver Daje Johnson was credited with six catches for 41 yards, coming up just one grab short of equaling his career high set against Kansas and West Virginia in 2013.

UT's five sacks were just one shy of its season-best total of six established two weeks ago in the 24-17 triumph over nationally-ranked Oklahoma. As a team, Texas' offense out-gained the Wildcats by a commanding total of 373-242.

The Longhorns iced the game late in the fourth quarter after an interception by Dylan Haines halted K-State's attempt at a comeback. On the ensuing offensive drive for Texas, three consecutive Swoopes runs of 13, 29 and 10 yards proved the path to the end zone as UT took a 23-9 advantage.

Game 8 | Saturday, Oct. 31 | Jack Trice Stadium

 3-5 (2-3)	24	7	3	7	7
 3-5 (2-3)	0	0	0	0	0



Peter Jinkens led the team with 9 tackles and 2 sacks at Iowa State.

18 | Tyrone Swoopes
6-of-13 PASSING | 59 YDS | 58 YDS RUSHING

32 | Johnathan Gray
8 CARRIES | 23 YDS

6 | Daje Johnson
6 REC | 37 YDS

19 | Peter Jinkens
9 TACKLES | 6 SOLO | 2 TFL | 2 SACKS

9 | Davante Davis
5 TACKLES | 5 SOLO | 1 TFL | 3 PBUS

21 | Duke Thomas
7 TACKLES | 5 SOLO | 1 PBUS



TexasSports.com

@TexasSports

@Longhorn_FB

AMES, Iowa -- Iowa State (3-5, 2-3 Big 12) knocked off Texas (3-5, 2-3 Big 12) by a 24-0 count Saturday evening at Jack Trice Stadium.

Texas quarterback Tyrone Swoopes led the Horns with his 58 yards on the ground and 59 yards in the air via six completions. Daje Johnson led the Horns' receiving contingent with six catches for 37 yards. Linebacker Peter Jinkens notched a game-high nine tackles and two sacks. Cornerback Davante Davis added three pass break-ups.

Iowa State drove 66 yards on its second possession and took a 7-0 lead behind Mike Warren's three-yard touchdown run with 8:38 left in the first quarter.

The Cyclones threatened to add a second touchdown late in the first half, but Texas cornerback Duke Thomas tipped a Joel Lanning pass that UT safety Jason Hall swatted out of the hands of Iowa State's Quenton Bundrage in the end zone.

ISU's Cole Netten booted a 27-yard field goal on the next play to give the Cyclones a 10-0 lead they took into halftime.

Iowa State pushed its lead to 17-0 when Lanning hit Dondre Daley for a 19-yard touchdown with 5:11 remaining in the third quarter. Joshua Thomas added a one-yard touchdown run to extend the Cyclones' lead to 24-0 with 2:10 left in the game.

Texas took over on its own 18 and drove deep into Iowa State territory on the game's final possession. Swoopes hit Johnathan Gray for five yards to the 23 before finding Andrew Beck for 22 yards to the Texas 45. Swoopes ran for 11 yards to the ISU 44 and six yards to the Cyclones' 38 before finding Johnson for 15 yards.

2015 University of Texas Football
Texas Game Results (as of Nov 01, 2015)
All games

Date	Opponent		Score	Overall	Conference	Time	Attend
Sep 05, 2015	at #11 Notre Dame	L	3-38	0-1	0-0	3:11	80795
Sep 12, 2015	RICE	W	42-28	1-1	0-0	3:05	86458
Sep 19, 2015	CALIFORNIA	L	44-45	1-2	0-0	3:53	91568
* Sep 26, 2015	#24 OKLAHOMA STATE	L	27-30	1-3	0-1	3:39	87073
* Oct 03, 2015	at #3 TCU	L	7-50	1-4	0-2	3:30	48694
* Oct 10, 2015	vs #10 Oklahoma	W	24-17	2-4	1-2	3:12	91546
* Oct 24, 2015	KANSAS STATE	W	23-9	3-4	2-2	3:18	88283
* Oct 31, 2015	at Iowa State	L	0-24	3-5	2-3	3:08	53616

2015 University of Texas Football
Texas Overall Team Statistics (as of Nov 01, 2015)
All games

Team Statistics	UT	OPP
SCORING	170	241
Points Per Game	21.2	30.1
Points Off Turnovers	45	24
FIRST DOWNS	129	208
Rushing	79	84
Passing	43	104
Penalty	7	20
RUSHING YARDAGE	1563	1493
Yards gained rushing	1830	1761
Yards lost rushing	267	268
Rushing Attempts	345	367
Average Per Rush	4.5	4.1
Average Per Game	195.4	186.6
TDs Rushing	13	11
PASSING YARDAGE	1075	1989
Comp-Att-Int	86-159-3	165-262-6
Average Per Pass	6.8	7.6
Average Per Catch	12.5	12.1
Average Per Game	134.4	248.6
TDs Passing	5	19
TOTAL OFFENSE	2638	3482
Total Plays	504	629
Average Per Play	5.2	5.5
Average Per Game	329.8	435.2
KICK RETURNS: #-Yards	29-534	9-235
PUNT RETURNS: #-Yards	14-213	11-62
INT RETURNS: #-Yards	6-136	3-22
KICK RETURN AVERAGE	18.4	26.1
PUNT RETURN AVERAGE	15.2	5.6
INT RETURN AVERAGE	22.7	7.3
FUMBLES-LOST	6-3	13-6
PENALTIES-Yards	49-494	47-385
Average Per Game	61.8	48.1
PUNTS-Yards	54-2213	44-1725
Average Per Punt	41.0	39.2
Net punt average	38.7	32.1
KICKOFFS-Yards	35-2204	47-2802
Average Per Kick	63.0	59.6
Net kick average	39.1	40.8
TIME OF POSSESSION/Game	25:59	34:01
3RD-DOWN Conversions	39/113	63/128
3rd-Down Pct	35%	49%
4TH-DOWN Conversions	4/10	6/8
4th-Down Pct	40%	75%
SACKS BY-Yards	24-169	23-151
MISC YARDS	0	0
TOUCHDOWNS SCORED	22	30
FIELD GOALS-ATTEMPTS	6-9	10-12
ON-SIDE KICKS	1-2	1-1
RED-ZONE SCORES	(16-20) 80%	(32-34) 94%
RED-ZONE TOUCHDOWNS	(12-20) 60%	(23-34) 68%
PAT-ATTEMPTS	(20-21) 95%	(29-29) 100%
ATTENDANCE	353382	183105
Games/Avg Per Game	4/88346	3/61035
Neutral Site Games		1/91546

Score by Quarters	1st	2nd	3rd	4th	OT	Total
Texas	51	44	34	41	0	170
Opponents	72	56	69	44	0	241

2015 University of Texas Football
Texas Overall Individual Statistics (as of Nov 01, 2015)
All games

Rushing	gp	att	gain	loss	net	avg	td	lg	avg/g
Heard, Jerrod	8	111	661	159	502	4.5	3	45	62.8
Gray, Johnathan	8	102	427	16	411	4.0	3	46	51.4
Foreman, D'Onta	8	65	399	22	377	5.8	2	81	47.1
Swoopes, Tyrone	7	40	236	29	207	5.2	5	29	29.6
Warren III, Chris	5	14	62	0	62	4.4	0	14	12.4
Johnson, Daje	7	6	34	6	28	4.7	0	9	4.0
McNeal, DeAndre	7	1	9	0	9	9.0	0	9	1.3
Foreman, Armanti	6	2	2	0	2	1.0	0	2	0.3
TEAM	8	4	0	35	-35	-8.8	0	0	-4.4
Total	8	345	1830	267	1563	4.5	13	81	195.4
Opponents	8	367	1761	268	1493	4.1	11	74	186.6

Passing	gp	effic	comp-att-int	pct	yds	td	lg	avg/g
Heard, Jerrod	8	126.46	66-111-3	59.5	839	3	69	104.9
Swoopes, Tyrone	7	96.72	20-48-0	41.7	236	2	48	33.7
Total	8	117.48	86-159-3	54.1	1075	5	69	134.4
Opponents	8	146.10	165-262-6	63.0	1989	19	66	248.6

Receiving	gp	no.	yds	avg	td	lg	avg/g
Johnson, Daje	7	26	279	10.7	0	54	39.9
Burt, John	8	15	263	17.5	1	69	32.9
Foreman, Armanti	6	10	142	14.2	1	38	23.7
Johnson, Marcus	6	9	96	10.7	1	47	16.0
Gray, Johnathan	8	6	84	14.0	0	26	10.5
Beck, Andrew	8	5	46	9.2	0	22	5.8
Bluiett, Caleb	8	4	67	16.8	1	29	8.4
Foreman, D'Onta	8	4	52	13.0	0	22	6.5
Joe, Lorenzo	7	3	36	12.0	1	21	5.1
Warrick, Jacorey	5	2	-7	-3.5	0	0	-1.4
De La Torre, Alex	8	1	13	13.0	0	13	1.6
Bernard, Roderick	7	1	4	4.0	0	4	0.6
Total	8	86	1075	12.5	5	69	134.4
Opponents	8	165	1989	12.1	19	66	248.6

Punt Returns	no.	yds	avg	td	lg
Johnson, Daje	12	158	13.2	1	85
Thomas, Duke	2	55	27.5	0	56
Total	14	213	15.2	1	85
Opponents	11	62	5.6	0	27

Interceptions	no.	yds	avg	td	lg
Haines, Dylan	3	50	16.7	0	29
Hill, Holton	1	41	41.0	1	41
Hager, Breckyn	1	10	10.0	0	10
Hall, Jason	1	35	35.0	0	31
Total	6	136	22.7	1	41
Opponents	3	22	7.3	0	22

Kick Returns	no.	yds	avg	td	lg
Johnson, Daje	12	278	23.2	0	35
Boyd, Kris	6	114	19.0	0	36
Newsome, Ryan	3	56	18.7	0	23
Gray, Johnathan	2	18	9.0	0	13
Thomas, Duke	2	23	11.5	0	24
Beck, Andrew	1	8	8.0	0	8
Vasser, Quincy	1	0	0.0	0	0
Warrick, Jacorey	1	12	12.0	0	12
Foreman, D'Onta	1	25	25.0	0	25
Total	29	534	18.4	0	36
Opponents	9	235	26.1	0	46

Fumble Returns	no.	yds	avg	td	lg
Jackson, Desmond	1	7	7.0	0	7
Ridgeway, Hassan	1	34	34.0	1	34
Jefferson, Malik	1	26	26.0	1	26
Total	3	67	22.3	2	34
Opponents	0	0	0.0	0	0

2015 University of Texas Football
Texas Overall Individual Statistics (as of Nov 01, 2015)
All games

Scoring	td	fg	PAT				dxd	saf	pts
			kick	rush	rcv	pass			
Rose, Nick	-	6-9	20-21	-	-	-	-	-	38
Swoopes, Tyrone	5	-	-	-	-	-	-	-	30
Heard, Jerrod	3	-	-	-	-	-	-	-	18
Gray, Johnathan	3	-	-	-	-	-	-	-	18
Foreman, D'Onta	2	-	-	-	-	-	-	-	12
Joe, Lorenzo	1	-	-	-	-	-	-	-	6
Ridgeway, Hassan	1	-	-	-	-	-	-	-	6
Johnson, Daje	1	-	-	-	-	-	-	-	6
Foreman, Armanti	1	-	-	-	-	-	-	-	6
Bluiett, Caleb	1	-	-	-	-	-	-	-	6
Hill, Holton	1	-	-	-	-	-	-	-	6
Burt, John	1	-	-	-	-	-	-	-	6
Jefferson, Malik	1	-	-	-	-	-	-	-	6
Johnson, Marcus	1	-	-	-	-	-	-	-	6
TEAM	-	-	-	0-1	-	-	-	-	0
Total	22	6-9	20-21	0-1	-	-	-	-	170
Opponents	30	10-12	29-29	-	-	0-1	-	1	241

Total Offense	g	plays	rush	pass	total	avg/g
Heard, Jerrod	8	222	502	839	1341	167.6
Swoopes, Tyrone	7	88	207	236	443	63.3
Gray, Johnathan	8	102	411	0	411	51.4
Foreman, D'Onta	8	65	377	0	377	47.1
Warren III, Chris	5	14	62	0	62	12.4
Johnson, Daje	7	6	28	0	28	4.0
McNeal, DeAndre	7	1	9	0	9	1.3
Foreman, Armanti	6	2	2	0	2	0.3
TEAM	8	4	-35	0	-35	-4.4
Total	8	504	1563	1075	2638	329.8
Opponents	8	629	1493	1989	3482	435.2

Field Goals	fg	pct.	01-19	20-29	30-39	40-49	50-99	lg	blk
Rose, Nick	6-9	66.7	0-0	3-3	0-1	3-4	0-1	46	0

FG Sequence	Texas	Opponents
Notre Dame	52,(41)	(38),45
RICE	-	-
California	(27)	44,(34)
Oklahoma State	(41),(46)	(34),(41),(40)
TCU	39,40	(23),(41)
Oklahoma	(27)	(21)
Kansas State	(28)	(36)
Iowa State	-	(28)

Punting	no.	yds	avg	lg	tb	fc	i20	50+	blk
Dickson, Michael	54	2213	41.0	59	3	23	14	14	0
Total	54	2213	41.0	59	3	23	14	14	0
Opponents	44	1725	39.2	58	5	8	22	2	0

Kickoffs	no.	yds	avg	tb	ob	retn	net	ydln
Rose, Nick	35	2204	63.0	24	2			
Total	35	2204	63.0	24	2	26.1	39.1	25
Opponents	47	2802	59.6	14	2	18.4	40.8	24

Numbers in (parentheses) indicate field goal was made.

2015 University of Texas Football
Texas Overall Individual Statistics (as of Nov 01, 2015)
All games

<u>All Purpose</u>	<u>g</u>	<u>rush</u>	<u>rcv</u>	<u>pr</u>	<u>kr</u>	<u>ir</u>	<u>total</u>	<u>avg/g</u>
Johnson, Daje	7	28	279	158	278	0	743	106.1
Gray, Johnathan	8	411	84	0	18	0	513	64.1
Heard, Jerrod	8	502	0	0	0	0	502	62.8
Foreman, D'Ont	8	377	52	0	25	0	454	56.8
Burt, John	8	0	263	0	0	0	263	32.9
Swoopes, Tyron	7	207	0	0	0	0	207	29.6
Foreman, Arman	6	2	142	0	0	0	144	24.0
Boyd, Kris	8	0	0	0	114	0	114	14.2
Johnson, Marcu	6	0	96	0	0	0	96	16.0
Thomas, Duke	8	0	0	55	23	0	78	9.8
Bluiett, Caleb	8	0	67	0	0	0	67	8.4
Warren III, Chris	5	62	0	0	0	0	62	12.4
Newsome, Ryan	4	0	0	0	56	0	56	14.0
Beck, Andrew	8	0	46	0	8	0	54	6.8
Haines, Dylan	8	0	0	0	0	50	50	6.2
Hill, Holton	8	0	0	0	0	41	41	5.1
Joe, Lorenzo	7	0	36	0	0	0	36	5.1
Hall, Jason	8	0	0	0	0	35	35	4.4
De La Torre, Ale	8	0	13	0	0	0	13	1.6
Hager, Breckyn	5	0	0	0	0	10	10	2.0
McNeal, DeAndr	7	9	0	0	0	0	9	1.3
Warrick, Jacorey	5	0	-7	0	12	0	5	1.0
Bernard, Roderi	7	0	4	0	0	0	4	0.6
TEAM	8	-35	0	0	0	0	-35	-4.4
Total	8	1563	1075	213	534	136	3521	440.1
Opponents	8	1493	1989	62	235	22	3801	475.1

2015 University of Texas Football
Texas Overall Defensive Statistics (as of Nov 01, 2015)
All games

#	Defensive Leaders	gp	Tackles				Sacks no-yds	Pass defense			Fumbles		blkd	
			ua	a	tot	tfl/yds		int-yds	brup	qbh	rcv-yds	ff	kick	saf
19	Jinkens, Peter	8	38	23	61	7.0-33	4.0-28	.	.	4
46	Jefferson, Malik	8	27	18	45	6.0-22	2.5-12	.	3	5	1-26	.	.	.
21	Thomas, Duke	8	33	12	45	3.0-12	.	.	4
40	Hughes, Naashon	8	23	12	35	5.0-24	2.5-21	.	.	3
14	Haines, Dylan	8	25	7	32	1.0-14	1.0-14	3-50	3
31	Hall, Jason	8	19	12	31	0.5-1	.	1-35	1
5	Hill, Holton	8	24	7	31	.	.	1-41	2
95	Ford, Poona	8	16	14	30	5.0-21	1.5-13	.	1
98	Ridgeway, Hassan	8	18	9	27	6.0-20	3.0-15	.	.	1	1-34	.	.	.
99	Jackson, Desmond	8	13	9	22	0.5-0	1-7	.	.	.
93	Boyette Jr., Paul	8	15	6	21	3.5-10	2.5-8	.	1	2	1-0	.	.	.
1D	Davis, Shiro	7	11	10	21	2.5-20	1.0-14	1	.	.
91	Cottrell, Bryce	8	11	9	20	4.0-20	2.0-15	.	.	3
45	Wheeler, Anthony	8	9	9	18	1.0-5
24	Bonney, John	8	16	2	18	1.0-8	1.0-8	.	1
9	Davis, Davante	8	12	4	16	1.0-3	.	.	4
1K	Vaccaro, Kevin	8	11	4	15	.	.	.	1	.	.	1	.	.
2	Boyd, Kris	8	8	7	15	1	.	.
90	Omenihu, Char	8	9	2	11	1.0-1	1	.	.
30	Cole, Timothy	7	6	4	10	1.0-8	1.0-8	.	.	1
44	Hager, Breckyn	5	6	2	8	.	.	1-10
2D	Davis, Antwuan	8	6	2	8	.	.	.	1	.	1-0	.	.	.
35	Freeman, Edwin	3	5	2	7	2.0-5	1	.	.
1L	Locke III, P.J.	8	3	2	5	.	.	.	1
92	Vasser, Quincy	4	3	2	5
49	Roberson, Derick	7	1	2	3	1.0-4	1.0-4	.	.	1	.	1	.	.
15	Echols, Bryson	5	1	2	3
4E	Elliott, DeShon	3	3	.	3	1	.	.
96	McMillon, Jake	8	1	1	2
42	Bluiett, Caleb	8	1	1	2
47	Beck, Andrew	8	1	.	1
36	De La Torre, Alex	8	1	.	1
32	Gray, Johnathan	8	1	.	1
6	McNeal, DeAndre	7	1	.	1
11	Warrick, Jacorey	5	1	.	1
97	Nelson, Chris	5	1	.	1	1.0-9	1.0-9
86	Oliver, Jake	3	1	.	1
1M	Dickson, Michael	8	1	.	1
88	Templin, Ty	2	1	.	1
8	Leonard, Dorian	8	1	.	1
2J	Johnson, Kirk	3	1-0	.	.	.
Total		8	384	196	580	53-240	24-169	6-136	23	20	6-67	7	.	.
Opponents		8	326	184	510	58-231	23-151	3-22	15	18	3-0	3	.	1

2015 University of Texas Football
Texas Team Game-by-Game (as of Nov 01, 2015)
All games

TEAM STATISTICS

Date	Opponent	Rushing				Receiving				Passing				Kick Returns				Punt Returns				tot off
		no.	yds	td	lg	no.	yds	td	lg	cmp-att-int	yds	td	lg	no.	yds	td	lg	no.	yds	td	lg	
Sep 05	at Notre Dame	29	60	0	11	8	103	0	48	8-23-0	103	0	48	6	125	0	24	2	3	0	3	163
Sep 12	RICE	28	149	2	35	5	128	2	69	5-10-0	128	2	69	2	60	0	35	4	175	1	85	277
Sep 19	CALIFORNIA	52	286	6	45	20	364	0	54	20-31-1	364	0	54	3	26	0	13	0	0	0	0	650
Sep 26	OKLAHOMA STATE	42	171	1	42	9	119	0	47	9-17-1	119	0	47	5	100	0	26	3	36	0	23	290
Oct 03	at TCU	51	191	0	17	13	122	1	36	13-28-0	122	1	36	4	64	0	19	1	0	0	0	313
Oct 10	vs Oklahoma	58	313	1	81	9	55	2	24	9-12-0	55	2	24	2	63	0	36	0	0	0	0	368
Oct 24	KANSAS STATE	53	274	3	46	10	99	0	28	10-16-0	99	0	28	3	44	0	30	2	-1	0	0	373
Oct 31	at Iowa State	32	119	0	13	12	85	0	22	12-22-1	85	0	22	4	52	0	27	2	0	0	0	204
Texas		345	1563	13	81	86	1075	5	69	86-159-3	1075	5	69	29	534	0	36	14	213	1	85	2638
		367	1493	11	74	165	1989	19	66	165-262-6	1989	19	66	9	235	0	46	11	62	0	27	3482

Games played: 8

Avg per rush: 4.5

Avg per catch: 12.5

Pass efficiency: 117.48

Kick ret avg: 18.4

Punt ret avg: 15.2

All purpose avg/game: 440.1

Total offense avg/gm: 329.8

Date	Opponent	Tackles				Sacks no-yds	Fumble		Pass Defense			blkd kick	PAT Attempts			off		
		ua	a	total	tfl-yds		ff	fr-yds	int-yds	qbh	brup		kick	rush	rcv	saf	t/o	pts
Sep 05	at Notre Dame	41	36	77	9.0-39	1.0-12	1	0-0	0-0	2	0	0	0-0	0	0	0	0	3
Sep 12	RICE	59	24	83	6.0-31	2.0-23	1	2-26	3-66	5	0	0	6-6	0	0	0	7	42
Sep 19	CALIFORNIA	47	18	65	4.0-21	1.0-14	2	2-7	0-0	3	2	0	5-6	0	0	0	10	44
Sep 26	OKLAHOMA STATE	53	26	79	8.0-32	3.0-24	0	1-34	2-70	3	3	0	3-3	0	0	0	14	27
Oct 03	at TCU	39	22	61	2.0-4	0.0-0	1	0-0	0-0	3	7	0	1-1	0	0	0	0	7
Oct 10	vs Oklahoma	52	14	66	8.0-50	6.0-45	1	1-0	0-0	2	1	0	3-3	0	0	0	7	24
Oct 24	KANSAS STATE	40	18	58	8.0-41	5.0-33	1	0-0	1-0	1	4	0	2-2	0	0	0	7	23
Oct 31	at Iowa State	53	38	91	8.0-22	6.0-18	0	0-0	0-0	1	6	0	0-0	0	0	0	0	0
Texas		384	196	580	53.0-240	24.0-169	7	6-67	6-136	20	23	0	20-21	0	0	0	45	170
		326	184	510	58.0-231	23.0-151	3	3-0	3-22	18	15	0	29-29	0	0	1	24	241

		Punting										Field Goals			Kickoffs				
Date	Opponent	no.	yds	avg	long	blkd	tb	fc	50+	i20	md-att	long	blkd	no.	yds	avg	tb	ob	
Sep 05	at Notre Dame	10	423	42.3	56	0	0	3	3	2	1-2	41	0	2	130	65.0	1	0	
Sep 12	RICE	5	183	36.6	59	0	0	2	1	3	0-0	0	0	7	440	62.9	6	0	
Sep 19	CALIFORNIA	3	129	43.0	50	0	1	2	1	1	1-1	27	0	7	407	58.1	6	1	
Sep 26	OKLAHOMA STATE	7	266	38.0	58	0	0	3	3	3	2-2	46	0	6	390	65.0	6	0	
Oct 03	at TCU	8	328	41.0	57	0	1	5	1	0	0-2	0	0	3	183	61.0	1	1	
Oct 10	vs Oklahoma	6	250	41.7	53	0	0	3	1	1	1-1	27	0	5	331	66.2	2	0	
Oct 24	KANSAS STATE	6	222	37.0	51	0	1	0	1	1	1-1	28	0	4	258	64.5	1	0	
Oct 31	at Iowa State	9	412	45.8	57	0	0	5	3	3	0-0	0	0	1	65	65.0	1	0	
Texas		54	2213	41.0	59	0	3	23	14	14	6-9	46	0	35	2204	63.0	24	2	
		44	1725	39.2	58	0	5	8	2	22	10-12	41	0	47	2802	59.6	14	2	

2015 University of Texas Football
Texas Opponent Game-by-Game (as of Nov 01, 2015)
All games

OPPONENT STATISTICS

Date	Opponent	Rushing				Receiving				Passing				Kick Returns				Punt Returns				tot off
		no.	yds	td	lg	no.	yds	td	lg	cmp-att-int	yds	td	lg	no.	yds	td	lg	no.	yds	td	lg	
Sep 05	at Notre Dame	52	214	2	25	19	313	3	66	19-23-0	313	3	66	1	10	0	10	3	-1	0	5	527
Sep 12	RICE	58	228	2	22	23	234	2	25	23-38-3	234	2	25	1	46	0	46	0	0	0	0	462
Sep 19	CALIFORNIA	41	280	3	74	27	268	3	24	27-37-0	268	3	24	0	0	0	0	0	0	0	0	548
Sep 26	OKLAHOMA STATE	46	103	1	16	24	292	2	31	24-36-2	292	2	31	0	0	0	0	2	2	0	8	395
Oct 03	at TCU	42	228	0	24	22	376	6	50	22-38-0	376	6	50	1	26	0	26	1	4	0	0	604
Oct 10	vs Oklahoma	37	67	1	15	20	211	1	50	20-28-0	211	1	50	3	81	0	28	2	9	0	7	278
Oct 24	KANSAS STATE	37	135	0	22	11	107	1	16	11-24-1	107	1	16	3	72	0	34	1	11	0	11	242
Oct 31	at Iowa State	54	238	2	20	19	188	1	22	19-38-0	188	1	22	0	0	0	0	2	37	0	27	426
Opponents		367	1493	11	74	165	1989	19	66	165-262-6	1989	19	66	9	235	0	46	11	62	0	27	3482
		345	1563	13	81	86	1075	5	69	86-159-3	1075	5	69	29	534	0	36	14	213	1	85	2638

Games played: 8

Avg per rush: 4.1

Avg per catch: 12.1

Pass efficiency: 146.10

Kick ret avg: 26.1

Punt ret avg: 5.6

All purpose avg/game: 475.1

Total offense avg/gm: 435.2

Date	Opponent	Tackles				Sacks no-yds	Fumble		Pass Defense			blkd kick	PAT Attempts			off		
		ua	a	total	tfl-yds		ff	fr-yds	int-yds	qbh	brup		kick	rush	rcv	saf	t/o	pts
Sep 05	at Notre Dame	26	30	56	7.0-40	4.0-31	0	0-0	0-0	8	2	0	5-5	0	0	0	0	38
Sep 12	RICE	31	6	37	5.0-13	1.0-3	1	1-0	0-0	2	1	0	4-4	0	0	0	7	28
Sep 19	CALIFORNIA	52	16	68	5.0-20	2.0-13	1	1-0	1-22	2	1	0	6-6	0	0	0	10	45
Sep 26	OKLAHOMA STATE	45	20	65	12.0-62	7.0-54	0	0-0	1-0	0	1	0	3-3	0	0	0	0	30
Oct 03	at TCU	39	48	87	8.0-33	3.0-23	1	1-0	0-0	3	3	0	6-6	0	0	1	7	50
Oct 10	vs Oklahoma	45	26	71	6.0-16	2.0-10	0	0-0	0-0	2	1	0	2-2	0	0	0	0	17
Oct 24	KANSAS STATE	51	14	65	8.0-24	1.0-5	0	0-0	0-0	0	1	0	0-0	0	0	0	0	9
Oct 31	at Iowa State	37	24	61	7.0-23	3.0-12	0	0-0	1-0	1	5	0	3-3	0	0	0	0	24
Opponents		326	184	510	58.0-231	23.0-151	3	3-0	3-22	18	15	0	29-29	0	0	1	24	241
		384	196	580	53.0-240	24.0-169	7	6-67	6-136	20	23	0	20-21	0	0	0	45	170

		Punting										Field Goals			Kickoffs				
Date	Opponent	no.	yds	avg	long	blkd	tb	fc	50+	i20	md-att	long	blkd	no.	yds	avg	tb	ob	
Sep 05	at Notre Dame	4	165	41.2	50	0	1	1	1	3	1-2	38	0	7	426	60.9	0	1	
Sep 12	RICE	5	199	39.8	47	0	0	0	0	0	0-0	0	0	4	250	62.5	1	1	
Sep 19	CALIFORNIA	4	132	33.0	45	0	0	0	0	2	1-2	34	0	8	417	52.1	3	0	
Sep 26	OKLAHOMA STATE	5	194	38.8	44	0	1	0	0	2	3-3	41	0	7	428	61.1	2	0	
Oct 03	at TCU	6	252	42.0	48	0	0	1	0	5	2-2	41	0	9	573	63.7	5	0	
Oct 10	vs Oklahoma	7	277	39.6	46	0	0	4	0	4	1-1	21	0	4	265	66.2	2	0	
Oct 24	KANSAS STATE	7	283	40.4	58	0	3	0	1	1	1-1	36	0	3	170	56.7	0	0	
Oct 31	at Iowa State	6	223	37.2	47	0	0	2	0	5	1-1	28	0	5	273	54.6	1	0	
Opponents		44	1725	39.2	58	0	5	8	2	22	10-12	41	0	47	2802	59.6	14	2	
		54	2213	41.0	59	0	3	23	14	14	6-9	46	0	35	2204	63.0	24	2	

**2015 University of Texas Football
Texas Game Superlatives (as of Nov 01, 2015)
All games**

INDIVIDUAL GAME HIGHS

Rushes	24	Heard, Jerrod vs California (Sep 19, 2015)
Yards Rushing	163	Heard, Jerrod vs California (Sep 19, 2015)
TD Rushes	3	Heard, Jerrod vs California (Sep 19, 2015)
	3	Swoopes, Tyrone vs Kansas State (Oct 24, 2015)
Long Rush	81	Foreman, D'Onta vs Oklahoma (Oct 10, 2015)
Pass attempts	31	Heard, Jerrod vs California (Sep 19, 2015)
Pass completions	20	Heard, Jerrod vs California (Sep 19, 2015)
Yards Passing	364	Heard, Jerrod vs California (Sep 19, 2015)
TD Passes	2	Heard, Jerrod vs RICE (Sep 12, 2015)
Long Pass	69	Heard, Jerrod vs RICE (Sep 12, 2015)
Receptions	6	Johnson, Daje at Notre Dame (Sep 05, 2015)
	6	Johnson, Daje vs Kansas State (Oct 24, 2015)
	6	Johnson, Daje at Iowa State (Oct 31, 2015)
Yards Receiving	145	Johnson, Daje vs California (Sep 19, 2015)
TD Receptions	1	Foreman, Armanti vs RICE (Sep 12, 2015)
	1	Burt, John vs RICE (Sep 12, 2015)
	1	Joe, Lorenzo at TCU (Oct 03, 2015)
	1	Johnson, Marcus vs Oklahoma (Oct 10, 2015)
	1	Bluiett, Caleb vs Oklahoma (Oct 10, 2015)
Long Reception	69	Burt, John vs RICE (Sep 12, 2015)
Field Goals	2	Rose, Nick vs Oklahoma State (Sep 26, 2015)
Long Field Goal	46	Rose, Nick vs Oklahoma State (Sep 26, 2015)
Punts	10	Dickson, Michael at Notre Dame (Sep 05, 2015)
Punting Avg	45.8	Dickson, Michael at Iowa State (Oct 31, 2015)
Long Punt	59	Dickson, Michael vs RICE (Sep 12, 2015)
Punts inside 20	3	Dickson, Michael vs RICE (Sep 12, 2015)
	3	Dickson, Michael vs Oklahoma State (Sep 26, 2015)
	3	Dickson, Michael at Iowa State (Oct 31, 2015)
Long Punt Return	85	Johnson, Daje vs RICE (Sep 12, 2015)
Long Kickoff Return	36	Boyd, Kris vs Oklahoma (Oct 10, 2015)
Tackles	10	Jinkens, Peter at Notre Dame (Sep 05, 2015)
Sacks	2.0	Jefferson, Malik vs Oklahoma (Oct 10, 2015)
	2.0	Jinkens, Peter at Iowa State (Oct 31, 2015)
Tackles For Loss	2.5	Jefferson, Malik at Notre Dame (Sep 05, 2015)
Interceptions	1	Haines, Dylan vs RICE (Sep 12, 2015)
	1	Hall, Jason vs RICE (Sep 12, 2015)
	1	Hager, Breckyn vs RICE (Sep 12, 2015)
	1	Hill, Holton vs Oklahoma State (Sep 26, 2015)
	1	Haines, Dylan vs Oklahoma State (Sep 26, 2015)
	1	Haines, Dylan vs Kansas State (Oct 24, 2015)

**2015 University of Texas Football
Texas Game Superlatives (as of Nov 01, 2015)
All games**

TEAM GAME HIGHS

Rushes	58	vs Oklahoma (Oct 10, 2015)
Yards Rushing	313	vs Oklahoma (Oct 10, 2015)
Yards Per Rush	5.5	vs California (Sep 19, 2015)
TD Rushes	6	vs California (Sep 19, 2015)
Pass attempts	31	vs California (Sep 19, 2015)
Pass completions	20	vs California (Sep 19, 2015)
Yards Passing	364	vs California (Sep 19, 2015)
Yards Per Pass	12.8	vs RICE (Sep 12, 2015)
TD Passes	2	vs RICE (Sep 12, 2015)
	2	vs Oklahoma (Oct 10, 2015)
Total Plays	83	vs California (Sep 19, 2015)
Total Offense	650	vs California (Sep 19, 2015)
Yards Per Play	7.8	vs California (Sep 19, 2015)
Points	44	vs California (Sep 19, 2015)
Sacks By	6	vs Oklahoma (Oct 10, 2015)
	6	at Iowa State (Oct 31, 2015)
First Downs	28	vs California (Sep 19, 2015)
Penalties	16	vs Oklahoma State (Sep 26, 2015)
Penalty Yards	128	vs Oklahoma State (Sep 26, 2015)
Turnovers	2	vs California (Sep 19, 2015)
Interceptions By	3	vs RICE (Sep 12, 2015)
Punts	10	at Notre Dame (Sep 05, 2015)
Punting Avg	45.8	at Iowa State (Oct 31, 2015)
Long Punt	59	vs RICE (Sep 12, 2015)
Punts inside 20	3	vs RICE (Sep 12, 2015)
	3	vs Oklahoma State (Sep 26, 2015)
	3	at Iowa State (Oct 31, 2015)
Long Punt Return	85	vs RICE (Sep 12, 2015)

**2015 University of Texas Football
Texas Game Superlatives (as of Nov 01, 2015)
All games**

OPPONENT INDIVIDUAL GAME HIGHS

Rushes	32	Warren, Mike, at Iowa State (Oct 31, 2015)
Yards Rushing	164	Muhammad, Khalf, vs California (Sep 19, 2015)
TD Rushes	2	ADAMS, Josh, at Notre Dame (Sep 05, 2015)
	2	STEWART, Samuel, vs RICE (Sep 12, 2015)
	2	Enwere, Vic, vs California (Sep 19, 2015)
Long Rush	74	Muhammad, Khalf, vs California (Sep 19, 2015)
Pass attempts	37	Goff, Jared, vs California (Sep 19, 2015)
	37	Lanning, Joel, at Iowa State (Oct 31, 2015)
Pass completions	27	Goff, Jared, vs California (Sep 19, 2015)
Yards Passing	332	Boykin, Trevone, at TCU (Oct 03, 2015)
TD Passes	5	Boykin, Trevone, at TCU (Oct 03, 2015)
Long Pass	66	ZAIRE, Malik, at Notre Dame (Sep 05, 2015)
Receptions	8	PARKS, Dennis, vs RICE (Sep 12, 2015)
Yards Receiving	142	FULLER, Will, at Notre Dame (Sep 05, 2015)
TD Receptions	4	Turpin, K., at TCU (Oct 03, 2015)
Long Reception	66	FULLER, Will, at Notre Dame (Sep 05, 2015)
Field Goals	3	Grogan, Ben, vs Oklahoma State (Sep 26, 2015)
Long Field Goal	41	Grogan, Ben, vs Oklahoma State (Sep 26, 2015)
	41	Oberkrom, Jaden, at TCU (Oct 03, 2015)
Punts	7	Seibert, Austin, vs Oklahoma (Oct 10, 2015)
	7	Walsh, Nick, vs Kansas State (Oct 24, 2015)
Punting Avg	42.0	Perry, Ethan, at TCU (Oct 03, 2015)
Long Punt	58	Walsh, Nick, vs Kansas State (Oct 24, 2015)
Punts inside 20	5	Perry, Ethan, at TCU (Oct 03, 2015)
Long Punt Return	27	Ryen, Trever, at Iowa State (Oct 31, 2015)
Long Kickoff Return	46	STEWART, Samuel, vs RICE (Sep 12, 2015)
Tackles	13	Wilson, Montrel, at TCU (Oct 03, 2015)
Sacks	2.0	Ogbah, Emmanuel, vs Oklahoma State (Sep 26, 2015)
	2.0	Striker, Eric, vs Oklahoma (Oct 10, 2015)
	2.0	Peters, Levi, at Iowa State (Oct 31, 2015)
Tackles For Loss	4.0	Britz, Travis, vs Kansas State (Oct 24, 2015)
Interceptions	1	Jefferson, Jale, vs California (Sep 19, 2015)
	1	Jacobs, Seth, vs Oklahoma State (Sep 26, 2015)
	1	Harris, Jordan, at Iowa State (Oct 31, 2015)

**2015 University of Texas Football
Texas Game Superlatives (as of Nov 01, 2015)
All games**

OPPONENT TEAM GAME HIGHS

Rushes	58	vs RICE (Sep 12, 2015)
Yards Rushing	280	vs California (Sep 19, 2015)
Yards Per Rush	6.8	vs California (Sep 19, 2015)
TD Rushes	3	vs California (Sep 19, 2015)
Pass attempts	38	vs RICE (Sep 12, 2015)
	38	at TCU (Oct 03, 2015)
	38	at Iowa State (Oct 31, 2015)
Pass completions	27	vs California (Sep 19, 2015)
Yards Passing	376	at TCU (Oct 03, 2015)
Yards Per Pass	13.6	at Notre Dame (Sep 05, 2015)
TD Passes	6	at TCU (Oct 03, 2015)
Total Plays	96	vs RICE (Sep 12, 2015)
Total Offense	604	at TCU (Oct 03, 2015)
Yards Per Play	7.6	at TCU (Oct 03, 2015)
Points	50	at TCU (Oct 03, 2015)
Sacks By	7	vs Oklahoma State (Sep 26, 2015)
First Downs	31	at TCU (Oct 03, 2015)
Penalties	8	at TCU (Oct 03, 2015)
Penalty Yards	84	at TCU (Oct 03, 2015)
Turnovers	5	vs RICE (Sep 12, 2015)
Interceptions By	1	vs California (Sep 19, 2015)
	1	vs Oklahoma State (Sep 26, 2015)
	1	at Iowa State (Oct 31, 2015)
Punts	7	vs Oklahoma (Oct 10, 2015)
	7	vs Kansas State (Oct 24, 2015)
Punting Avg	42.0	at TCU (Oct 03, 2015)
Long Punt	58	vs Kansas State (Oct 24, 2015)
Punts inside 20	5	at TCU (Oct 03, 2015)
	5	at Iowa State (Oct 31, 2015)
Long Punt Return	27	at Iowa State (Oct 31, 2015)

2015 University of Texas Football
Texas By-Quarter Statistics (as of Nov 01, 2015)
All games

3rd-Down Conversions

Date	Opponent	Score	Overall	1st Qtr	2nd Qtr	3rd Qtr	4th Qtr	Overtime
Sep 05, 2015	at Notre Dame	L 3-38	2-13 15.4	0-2 0.0	1-5 20.0	0-3 0.0	1-3 33.3	
Sep 12, 2015	RICE	W 42-28	3-8 37.5	2-2 100.0	0-2 0.0	0-2 0.0	1-2 50.0	
Sep 19, 2015	CALIFORNIA	L 44-45	6-13 46.2	2-3 66.7	1-3 33.3	1-3 33.3	2-4 50.0	
Sep 26, 2015	OKLAHOMA STATE	L 27-30	4-16 25.0	2-5 40.0	1-3 33.3	1-4 25.0	0-4 0.0	
Oct 03, 2015	at TCU	L 7-50	6-19 31.6	0-4 0.0	5-9 55.6	1-4 25.0	0-2 0.0	
Oct 10, 2015	vs Oklahoma	W 24-17	9-16 56.2	2-4 50.0	2-4 50.0	2-4 50.0	3-4 75.0	
Oct 24, 2015	KANSAS STATE	W 23-9	7-15 46.7	4-5 80.0	2-3 66.7	1-4 25.0	0-3 0.0	
Oct 31, 2015	at Iowa State	L 0-24	2-13 15.4	0-3 0.0	2-4 50.0	0-3 0.0	0-3 0.0	
Texas			39-113 34.5	12-28 42.9	14-33 42.4	6-27 22.2	7-25 28.0	0-0 0.0
Opponents			63-128 49.2	17-31 54.8	16-36 44.4	13-27 48.1	17-34 50.0	0-0 0.0

4th-Down Conversions

Date	Opponent	Score	Overall	1st Qtr	2nd Qtr	3rd Qtr	4th Qtr	Overtime
Sep 05, 2015	at Notre Dame	L 3-38	0-0 0.0	0-0 0.0	0-0 0.0	0-0 0.0	0-0 0.0	
Sep 12, 2015	RICE	W 42-28	0-0 0.0	0-0 0.0	0-0 0.0	0-0 0.0	0-0 0.0	
Sep 19, 2015	CALIFORNIA	L 44-45	1-3 33.3	0-1 0.0	0-0 0.0	0-0 0.0	1-2 50.0	
Sep 26, 2015	OKLAHOMA STATE	L 27-30	1-2 50.0	0-0 0.0	1-1 100.0	0-0 0.0	0-1 0.0	
Oct 03, 2015	at TCU	L 7-50	1-3 33.3	0-1 0.0	1-1 100.0	0-0 0.0	0-1 0.0	
Oct 10, 2015	vs Oklahoma	W 24-17	0-0 0.0	0-0 0.0	0-0 0.0	0-0 0.0	0-0 0.0	
Oct 24, 2015	KANSAS STATE	W 23-9	0-1 0.0	0-0 0.0	0-1 0.0	0-0 0.0	0-0 0.0	
Oct 31, 2015	at Iowa State	L 0-24	1-1 100.0	0-0 0.0	0-0 0.0	0-0 0.0	1-1 100.0	
Texas			4-10 40.0	0-2 0.0	2-3 66.7	0-0 0.0	2-5 40.0	0-0 0.0
Opponents			6-8 75.0	0-1 0.0	3-3 100.0	1-1 100.0	2-3 66.7	0-0 0.0

Time of Possession

Date	Opponent	Score	Overall	1st Qtr	2nd Qtr	3rd Qtr	4th Qtr	Overtime
Sep 05, 2015	at Notre Dame	L 3-38	20:50	3:51	7:27	6:06	3:26	
Sep 12, 2015	RICE	W 42-28	15:58	4:36	3:48	5:17	2:17	
Sep 19, 2015	CALIFORNIA	L 44-45	30:32	7:02	7:49	7:42	7:59	
Sep 26, 2015	OKLAHOMA STATE	L 27-30	25:53	10:14	5:45	4:34	5:20	
Oct 03, 2015	at TCU	L 7-50	29:26	7:14	12:14	5:28	4:30	
Oct 10, 2015	vs Oklahoma	W 24-17	31:55	9:39	6:09	9:31	6:36	
Oct 24, 2015	KANSAS STATE	W 23-9	30:40	9:15	7:59	8:19	5:07	
Oct 31, 2015	at Iowa State	L 0-24	22:35	5:44	6:56	5:55	4:00	
Texas			Total	57:35	58:07	52:52	39:15	0:00
			Avg.	7:11	7:15	6:36	4:54	0:00
Opponents			Total	62:25	61:53	67:08	80:45	0:00
			Avg.	7:48	7:44	8:23	10:05	0:00

Texas Inside Opponent Red-Zone

Opponents Inside Texas Red-Zone

			Times	Times	Total		Rush	Pass	FGs	Failed to score inside RZ					
Date	Opponent	Score	In RZ	Scored	Pts	TDs	TDs	TDs	Made	FGA	Down	Int	Fumb	Half	Game
Sep 05, 2015	at Notre Dame	L 3-38	5	4	24	3	1	2	1	1	0	0	0	0	0
Sep 12, 2015	RICE	W 42-28	3	3	21	3	1	2	0	0	0	0	0	0	0
Sep 19, 2015	CALIFORNIA	L 44-45	7	6	38	5	2	3	1	0	0	0	1	0	0
Sep 26, 2015	OKLAHOMA STATE	L 27-30	6	6	30	3	1	2	3	0	0	0	0	0	0
Oct 03, 2015	at TCU	L 7-50	4	4	24	3	0	3	1	0	0	0	0	0	0
Oct 10, 2015	vs Oklahoma	W 24-17	3	3	17	2	1	1	1	0	0	0	0	0	0
Oct 24, 2015	KANSAS STATE	W 23-9	2	2	9	1	0	1	1	0	0	0	0	0	0
Oct 31, 2015	at Iowa State	L 0-24	4	4	24	3	2	1	1	0	0	0	0	0	0
Totals			34	32	187	23	8	15	9	1	0	0	1	0	0
32 of 34 (94.1%)															

2015 University of Texas Football
Texas Passing Game-by-Game (as of Nov 01, 2015)
All games

#13 Heard, Jerrod	Comp	Att	Int	Pct	Yards	TD	Long	Sacked	Effic
Notre Dame	1	1	0	100.0	10	0	10	2-12	184.00
RICE	4	7	0	57.1	120	2	69	1-3	295.43
California	20	31	1	64.5	364	0	54	2-13	156.70
Oklahoma State	9	17	1	52.9	119	0	47	7-54	99.98
TCU	8	20	0	40.0	48	0	22	3-23	60.16
Oklahoma	8	11	0	72.7	53	1	24	2-10	143.20
Kansas State	10	15	0	66.7	99	0	28	1-5	122.11
Iowa State	6	9	1	66.7	26	0	18	3-12	68.71
TOTALS	66	111	3	59.5	839	3	69	21-132	126.46

#18 Swoopes, Tyrone	Comp	Att	Int	Pct	Yards	TD	Long	Sacked	Effic
Notre Dame	7	22	0	31.8	93	0	48	2-19	67.33
RICE	1	3	0	33.3	8	0	8	0-0	55.73
TCU	5	8	0	62.5	74	1	36	0-0	181.45
Oklahoma	1	1	0	100.0	2	1	2	0-0	446.80
Kansas State	0	1	0	0.0	0	0	0	0-0	0.00
Iowa State	6	13	0	46.2	59	0	22	0-0	84.28
TOTALS	20	48	0	41.7	236	2	48	2-19	96.72

2015 University of Texas Football
Texas Rushing/Receiving Game-by-Game (as of Nov 01, 2015)
All games

RUSHING	No-Yds/TD	ND	RICE	CAL	OSU	TCU	OU	KS	ISU
Heard, Jerrod	111-502/3	2--12/0	9-91/0	24-163/3	19-48/0	12-23/0	21-115/0	15-61/0	9-13/0
Gray, Johnathan	102-411/3	8-40/0	9-13/1	11-46/2	11-55/0	15-55/0	22-76/0	18-103/0	8-23/0
Foreman, D'Onta	65-377/2	3-5/0	7-32/1	9-47/1	7-15/0	18-112/0	9-117/0	10-43/0	2-6/0
Swoopes, Tyrone	40-207/5	10-17/0	1-8/0	DNP	3-35/1	5-25/0	4-14/1	7-50/3	10-58/0
Warren III, C.	14-62/0	3-4/0	2-5/0	5-24/0	DNP	DNP	DNP	2-19/0	2-10/0
Johnson, Daje	6-28/0	2-4/0	-	2-6/0	1-9/0	-	DNP	-	1-9/0
McNeal, DeAndre	1-9/0	-	-	-	1-9/0	-	-	-	DNP
Foreman, Armant WR	2-2/0	1-2/0	-	1-0/0	-	-	-	DNP	DNP
TEAM	4-35/0	-	-	-	-	1--24/0	2--9/0	1--2/0	-

RECEIVING	No-Yds/TD	ND	RICE	CAL	OSU	TCU	OU	KS	ISU
Johnson, Daje	26-279/0	6-45/0	-	5-145/0	2-6/0	1-5/0	DNP	6-41/0	6-37/0
Burt, John	15-263/1	1-48/0	1-69/1	4-65/0	1-4/0	2-36/0	2-5/0	2-25/0	2-11/0
Foreman, Armant WR	10-142/1	-	2-43/1	4-70/0	1-10/0	3-19/0	-	DNP	DNP
Johnson, Marcus	9-96/1	-	DNP	DNP	2-50/0	3-11/0	4-35/1	-	-
Gray, Johnathan	6-84/0	-	1-8/0	4-71/0	-	-	-	-	1-5/0
Bluiett, Caleb	4-67/1	-	1-8/0	-	1-29/0	-	1-2/1	1-28/0	-
Foreman, D'Onta	4-52/0	-	-	-	2-20/0	2-32/0	-	-	-
Beck, Andrew	5-46/0	1-10/0	-	1-5/0	-	-	1-4/0	1-5/0	1-22/0
Joe, Lorenzo	3-36/1	-	-	-	-	1-21/1	1-9/0	DNP	1-6/0
De La Torre, Al TE	1-13/0	-	-	1-13/0	-	-	-	-	-
Bernard, Roderi	1-4/0	-	-	DNP	-	-	-	-	1-4/0
Warrick, Jacore	2--7/0	-	-	1--5/0	DNP	1--2/0	-	DNP	DNP

2015 University of Texas Football
Texas Return Stats Game-by-Game (as of Nov 01, 2015)
All games

PUNT RETURNS	No-Yds	ND	RICE	CAL	OSU	TCU	OU	KS	ISU
Johnson, Daje	12-158	2-3	3-119	-	3-36	1-0	DNP	1-0	2-0
Thomas, Duke	2-55	-	1-56	-	-	-	-	1--1	-

KICK RETURNS	No-Yds	ND	RICE	CAL	OSU	TCU	OU	KS	ISU
Johnson, Daje	12-278	3-60	1-35	-	4-101	-	DNP	2-45	2-37
Boyd, Kris	6-114	-	-	-	-	3-52	2-63	1--1	-
Newsome, Ryan	3-56	2-41	DNP	DNP	DNP	-	-	DNP	1-15
Foreman, D'Onta	1-25	-	1-25	-	-	-	-	-	-
Thomas, Duke	2-23	1-24	-	-	1--1	-	-	-	-
Gray, Johnathan	2-18	-	-	2-18	-	-	-	-	-
Warrick, Jacore	1-12	-	-	-	DNP	1-12	-	DNP	DNP
Beck, Andrew	1-8	-	-	1-8	-	-	-	-	-
Vasser, Quincy	1-0	DNP	-	DNP	DNP	-	-	DNP	1-0

INT. RETURNS	No-Yds	ND	RICE	CAL	OSU	TCU	OU	KS	ISU
Haines, Dylan	3-50	-	1-21	-	1-29	-	-	1-0	-
Hager, Breckyn	1-10	-	1-10	-	-	-	DNP	DNP	DNP
Hall, Jason	1-35	-	1-35	-	-	-	-	-	-
Hill, Holton	1-41	-	-	-	1-41	-	-	-	-

FUMBLE RETURNS	No-Yds	ND	RICE	CAL	OSU	TCU	OU	KS	ISU
Ridgeway, Hassa	1-34	-	-	-	1-34	-	-	-	-
Jefferson, Mali	1-26	-	1-26	-	-	-	-	-	-
Jackson, Desmon	1-7	-	-	1-7	-	-	-	-	-

2015 University of Texas Football
Texas Total Tackles Game-by-Game (as of Nov 01, 2015)
All games

Total Tackles	UA-A	Total	ND	RICE	CAL	OSU	TCU	OU	KS	ISU
Jinkens, Peter	38-23	61	4-6	4-3	4-2	5-4	6-2	6-2	3-1	6-3
Thomas, Duke	33-12	45	3-2	5-2	4-1	5-2	2-1	3-0	6-2	5-2
Jefferson, Mali	27-18	45	5-4	6-3	3-6	2-0	2-0	5-1	1-1	3-3
Hughes, Naashon	23-12	35	4-3	3-0	1-0	6-1	0-1	4-5	-	5-2
Haines, Dylan	25-7	32	5-2	3-0	2-0	6-1	3-1	1-0	3-1	2-2
Hill, Holton	24-7	31	-	4-0	1-0	2-0	6-1	7-1	3-2	1-3
Hall, Jason	19-12	31	2-5	-	1-0	2-0	1-2	2-1	5-3	6-1
Ford, Poona	16-14	30	-	5-3	2-1	2-2	2-0	2-1	2-1	1-6
Ridgeway, Hassa	18-9	27	1-0	5-1	3-0	4-2	1-2	1-1	2-2	1-1
Jackson, Desmon	13-9	22	1-2	4-2	2-1	2-1	0-1	2-0	1-0	1-2
Boyette Jr., Pa	15-6	21	3-0	1-1	1-0	1-1	1-2	2-1	1-1	5-0
Davis, Shiro	11-10	21	2-1	3-2	4-1	0-3	DNP	-	1-1	1-2
Cottrell, Bryce	11-9	20	1-0	1-3	0-1	1-1	3-2	2-0	2-1	1-1
Wheeler, Anthon	9-9	18	0-1	-	-	3-2	0-1	2-0	2-1	2-4
Bonney, John	16-2	18	2-0	2-0	6-0	1-0	0-1	3-0	1-0	1-1
Davis, Davante	12-4	16	-	-	1-0	0-3	-	5-1	1-0	5-0
Vaccaro, Kevin	11-4	15	1-2	1-0	7-2	-	1-0	1-0	-	-
Boyd, Kris	8-7	15	1-3	1-1	-	4-3	-	-	1-0	1-0
Omenihu, Char	9-2	11	0-1	-	-	3-0	1-1	2-0	1-0	2-0
Cole, Timothy	6-4	10	-	1-1	DNP	2-0	2-0	-	-	1-3
Davis, Antwuan	6-2	8	0-1	2-0	2-1	1-0	1-0	-	-	-
Hager, Breckyn	6-2	8	1-1	1-0	-	-	4-1	DNP	DNP	DNP
Freeman, Edwin	5-2	7	3-1	2-1	-	DNP	DNP	DNP	DNP	DNP
Locke III, P.J.	3-2	5	-	-	2-2	-	1-0	-	-	-
Vasser, Quincy	3-2	5	DNP	2-0	DNP	DNP	1-2	-	DNP	-
Elliott, DeShon	3-0	3	DNP	DNP	DNP	DNP	DNP	2-0	1-0	-
Roberson, Deric	1-2	3	-	DNP	-	-	-	-	1-0	0-2
Echols, Bryson	1-2	3	1-1	DNP	-	DNP	DNP	-	0-1	-
Bluiett, Caleb	1-1	2	-	0-1	-	-	-	-	-	1-0
McMillon, Jake	1-1	2	-	-	-	-	1-1	-	-	-
Warrick, Jacore	1-0	1	1-0	-	-	DNP	-	-	DNP	DNP
McNeal, DeAndre	1-0	1	-	-	-	-	-	-	1-0	DNP
Dickson, Michae	1-0	1	-	-	-	-	-	-	-	1-0
Leonard, Dorian	1-0	1	-	1-0	-	-	-	-	-	-
Beck, Andrew	1-0	1	-	-	-	-	-	-	-	1-0
Templin, Ty	1-0	1	-	1-0	DNP	DNP	DNP	DNP	DNP	DNP
De La Torre, Al	1-0	1	-	-	-	1-0	-	-	-	-
Nelson, Chris	1-0	1	-	1-0	-	DNP	DNP	-	DNP	-
Gray, Johnathan	1-0	1	-	-	1-0	-	-	-	-	-
Oliver, Jake	1-0	1	DNP	-	-	DNP	DNP	DNP	1-0	DNP

2015 University of Texas Football

Texas - Long Plays

10-YARD PLUS PLAYS

Yds	Type	Player(s)	Opponent
85*	PR	Johnson, Daje	RICE
81	Rush	Foreman, D'Onta	Oklahoma
69*	Pass	Burt, John from Heard, Jerrod	RICE
56	PR	Thomas, Duke	RICE
54	Pass	Johnson, Daje from Heard, Jerrod	California
48	Pass	Burt, John from Swoopes, Tyrone	Notre Dame
47	Pass	Johnson, Marcus from Heard, Jerrod	Oklahoma State
46	Rush	Gray, Johnathan	Kansas State
45	Pass	Johnson, Daje from Heard, Jerrod	California
45*	Rush	Heard, Jerrod	California
43	Pass	Burt, John from Heard, Jerrod	California
42	Rush	Gray, Johnathan	Oklahoma State
41*	INT	Hill, Holton	Oklahoma State
38	Pass	Foreman, Armanti from Heard, Jerrod	California
36	Pass	Burt, John from Swoopes, Tyrone	TCU
36	KR	Boyd, Kris	Oklahoma
35	Rush	Heard, Jerrod	RICE
35	KR	Johnson, Daje	RICE
34*	FR	Ridgeway, Hassan	Oklahoma State
34	Rush	Heard, Jerrod	California
32*	Pass	Foreman, Armanti from Heard, Jerrod	RICE
31	PR	Johnson, Daje	RICE
31	INT	Hall, Jason	RICE
30	KR	Johnson, Daje	Kansas State
29	Rush	Heard, Jerrod	Oklahoma State
29	INT	Haines, Dylan	Oklahoma State
29	Pass	Bluiett, Caleb from Heard, Jerrod	Oklahoma State
29	Rush	Swoopes, Tyrone	Kansas State
28	Pass	Bluiett, Caleb from Heard, Jerrod	Kansas State
27	KR	Boyd, Kris	Oklahoma
27	KR	Johnson, Daje	Iowa State
27*	Rush	Foreman, D'Onta	California
26*	FR	Jefferson, Malik	RICE
26	KR	Johnson, Daje	Oklahoma State
26	Pass	Johnson, Daje from Heard, Jerrod	California
26	Pass	Gray, Johnathan from Heard, Jerrod	California
25	Rush	Heard, Jerrod	Oklahoma
25	KR	Johnson, Daje	Oklahoma State
25	KR	Johnson, Daje	Oklahoma State
25	KR	Foreman, D'Onta	RICE
24	KR	Thomas, Duke	Notre Dame
24*	Pass	Johnson, Marcus from Heard, Jerrod	Oklahoma
24	KR	Johnson, Daje	Notre Dame
23	Rush	Heard, Jerrod	RICE
23	PR	Johnson, Daje	Oklahoma State
23	KR	Newsome, Ryan	Notre Dame
22	Pass	Foreman, D'Onta from Heard, Jerrod	TCU
22	Pass	Gray, Johnathan from Heard, Jerrod	California
22	Pass	Beck, Andrew from Swoopes, Tyrone	Iowa State
22	KR	Johnson, Daje	Notre Dame
21*	Pass	Joe, Lorenzo from Swoopes, Tyrone	TCU
21	INT	Haines, Dylan	RICE
20	Pass	Johnson, Daje from Swoopes, Tyrone	Notre Dame
20	Pass	Burt, John from Heard, Jerrod	Kansas State
19	KR	Boyd, Kris	TCU
18	KR	Boyd, Kris	TCU
18	KR	Newsome, Ryan	Notre Dame
18	Rush	Heard, Jerrod	RICE
18	Pass	Johnson, Daje from Heard, Jerrod	Iowa State
17	Rush	Foreman, D'Onta	TCU
17	Rush	Heard, Jerrod	TCU
17	Pass	Gray, Johnathan from Heard, Jerrod	California
16	Rush	Heard, Jerrod	Oklahoma State
16	Rush	Heard, Jerrod	Kansas State
16	Rush	Swoopes, Tyrone	Oklahoma State
15	Rush	Heard, Jerrod	Kansas State
15	Rush	Foreman, D'Onta	Kansas State
15	Pass	Foreman, Armanti from Heard, Jerrod	California
15	Rush	Foreman, D'Onta	TCU
15	KR	Johnson, Daje	Oklahoma State
15	PR	Johnson, Daje	Oklahoma State
15	Pass	Johnson, Daje from Swoopes, Tyrone	Iowa State
15	Rush	Foreman, D'Onta	Kansas State
15	KR	Newsome, Ryan	Iowa State
15	Rush	Foreman, D'Onta	TCU
15	Rush	Foreman, D'Onta	TCU

LONG PLAYS BY THE NUMBERS

Long Plays By Yards	No.	TD
100+	0	0
90-99	0	0
80-89	2	1
70-79	0	0
60-69	1	1
50-59	2	0
40-49	8	2
30-39	11	2
20-29	30	4
Long Plays By Type	No.	TD
Rushing	11	2
Passing	20	4
Punt returns	4	1
Kick returns	13	0
Interceptions	4	1
Fumble returns	2	2
Other	0	0
TOTAL	54	10

10-YARD PLUS BY PLAYER

Player	No.	TD	R	P	KR	PR	IR	FR
Johnson, Daje	28	1	0	12	12	4	0	0
Heard, Jerrod	23	2	23	0	0	0	0	0
Foreman, D'Onta	15	1	11	3	1	0	0	0
Gray, Johnathan	12	0	8	3	1	0	0	0
Swoopes, Tyrone	8	1	8	0	0	0	0	0
Foreman, Armanti	6	1	0	6	0	0	0	0
Burt, John	5	1	0	5	0	0	0	0
Boyd, Kris	5	0	0	0	5	0	0	0
Newsome, Ryan	3	0	0	0	3	0	0	0
Johnson, Marcus	2	1	0	2	0	0	0	0
Bluiett, Caleb	2	0	0	2	0	0	0	0
Thomas, Duke	2	0	0	0	1	1	0	0
Haines, Dylan	2	0	0	0	0	0	2	0
Beck, Andrew	2	0	0	2	0	0	0	0
Joe, Lorenzo	1	1	0	1	0	0	0	0
Jefferson, Malik	1	1	0	0	0	0	0	1
Hill, Holton	1	1	0	0	0	0	1	0
Ridgeway, Hassan	1	1	0	0	0	0	0	1
Hager, Breckyn	1	0	0	0	0	0	1	0
Warrick, Jacorey	1	0	0	0	1	0	0	0
De La Torre, Alex	1	0	0	1	0	0	0	0
Warren III, Chris	1	0	1	0	0	0	0	0
Hall, Jason	1	0	0	0	0	0	1	0
TOTAL	124	12	51	37	24	5	5	2

LONGEST PLAYS OF THE YEAR

Rushing

81 Foreman, D'Onta vs Oklahoma (10/10/2015)

Rushing Touchdown

45 Heard, Jerrod vs California (9/19/2015)

Passing

69 Burt, John from Heard, Jerrod
vs RICE (9/12/2015)

Passing Touchdown

69 Burt, John from Heard, Jerrod
vs RICE (9/12/2015)

Punt Return

85 Johnson, Daje vs RICE (9/12/2015)

Kick Return

36 Boyd, Kris vs Oklahoma (10/10/2015)

Interception Return

41 Hill, Holton vs Oklahoma State (9/26/2015)

Fumble Return

34 Ridgeway, Hassan vs Oklahoma State (9/26/2015)

Punt

59 Dickson, Michael vs RICE (9/12/2015)

Field Goal

46 Rose, Nick vs Oklahoma State (9/26/2015)

* touchdown scored on play

Yds	Type	Player(s)	Opponent
15	Rush	Gray, Johnathan	Oklahoma
15	KR	Boyd, Kris	TCU
15	KR	Johnson, Daje	Kansas State
15	Rush	Gray, Johnathan	California
14	Rush	Warren III, Chris	Kansas State
14	Pass	Foreman, D'Onta from Heard, Jerrod	Oklahoma State
14	Rush	Heard, Jerrod	Oklahoma
14	Pass	Johnson, Daje from Heard, Jerrod	Kansas State
14	KR	Johnson, Daje	Notre Dame
14	Rush	Heard, Jerrod	Oklahoma State
14	Rush	Heard, Jerrod	Oklahoma
13	Pass	Foreman, Armanti from Heard, Jerrod	California
13	Rush	Heard, Jerrod	Kansas State
13	Rush	Gray, Johnathan	Kansas State
13*	Rush	Heard, Jerrod	California
13	Rush	Swoopes, Tyrone	Kansas State
13	KR	Gray, Johnathan	California
13	Pass	De La Torre, Alex from Heard, Jerrod	California
13	Rush	Swoopes, Tyrone	Iowa State
13	Pass	Johnson, Daje from Swoopes, Tyrone	Notre Dame
12	Rush	Heard, Jerrod	TCU
12	Rush	Heard, Jerrod	California
12	Pass	Johnson, Daje from Heard, Jerrod	Iowa State
12	KR	Warrick, Jacorey	TCU
12	Rush	Foreman, D'Onta	RICE
12	Rush	Heard, Jerrod	Oklahoma
12	Rush	Swoopes, Tyrone	Oklahoma State
12	Rush	Foreman, D'Onta	Oklahoma
11	Pass	Johnson, Daje from Heard, Jerrod	Kansas State
11	Rush	Heard, Jerrod	RICE
11	Rush	Heard, Jerrod	Oklahoma
11	Rush	Swoopes, Tyrone	Iowa State
11	Rush	Gray, Johnathan	Notre Dame
11	Pass	Foreman, Armanti from Heard, Jerrod	RICE
11	Rush	Heard, Jerrod	California
11	Pass	Johnson, Daje from Heard, Jerrod	California
10	Pass	Johnson, Daje from Heard, Jerrod	Notre Dame
10	INT	Hager, Breckyn	RICE
10*	Rush	Swoopes, Tyrone	Kansas State
10	KR	Johnson, Daje	Iowa State
10	Rush	Gray, Johnathan	Notre Dame
10	Rush	Heard, Jerrod	Oklahoma
10	Pass	Foreman, D'Onta from Heard, Jerrod	TCU
10	Rush	Gray, Johnathan	TCU
10	Pass	Beck, Andrew from Swoopes, Tyrone	Notre Dame
10	Rush	Swoopes, Tyrone	Iowa State
10	Rush	Foreman, D'Onta	Oklahoma State
10	Pass	Foreman, Armanti from Heard, Jerrod	Oklahoma State

2015 University of Texas Football
Texas Games Played (as of Nov 01, 2015)
All games

##	PLAYER	GP-GS	ND	RICE	CAL	OSU	TCU	OU	KS	ISU
4A	Ashby, Kyle	8/-	XXX	XXX	XXX	XXX	XXX	XXX	XXX	XXX
47	Beck, Andrew	8/8	START	START	START	START	START	START	START	START
27	Bernard, Roderi	7/-	XXX	XXX	...	XXX	XXX	XXX	XXX	XXX
42	Bluiett, Caleb	8/-	XXX	XXX	XXX	XXX	XXX	XXX	XXX	XXX
24	Bonney, John	8/5	START	START	START	START	XXX	START	XXX	XXX
2	Boyd, Kris	8/-	XXX	XXX	XXX	XXX	XXX	XXX	XXX	XXX
93	Boyette Jr., Pa	8/4	XXX	XXX	XXX	START	START	START	START	XXX
1	Burt, John	8/8	START	START	START	START	START	START	START	START
26	Colbert, Adrian	8/-	XXX	XXX	XXX	XXX	XXX	XXX	XXX	XXX
30	Cole, Timothy	7/1	XXX	XXX	...	XXX	XXX	XXX	XXX	START
91	Cottrell, Bryce	8/4	XXX	XXX	XXX	XXX	START	START	START	START
2D	Davis, Antwuan	8/4	START	START	START	START	XXX	XXX	XXX	XXX
9	Davis, Davante	8/1	XXX	XXX	XXX	XXX	XXX	XXX	XXX	START
1D	Davis, Shiro	7/4	START	START	START	START	...	XXX	XXX	XXX
36	De La Torre, Al	8/-	XXX	XXX	XXX	XXX	XXX	XXX	XXX	XXX
1M	Dickson, Michae	8/-	XXX	XXX	XXX	XXX	XXX	XXX	XXX	XXX
74	Doyle, Taylor	8/7	START	START	START	START	XXX	START	START	START
15	Echols, Bryson	5/-	XXX	...	XXX	XXX	XXX	XXX
4E	Elliott, DeShon	3/-	XXX	XXX	XXX
66	Flowers, Sedic	8/8	START	START	START	START	START	START	START	START
95	Ford, Poona	8/3	START	START	START	START	XXX	XXX	XXX	XXX
3	Foreman, Armant	6/5	START	START	START	START	START	XXX
33	Foreman, D'Onta	8/-	XXX	XXX	XXX	XXX	XXX	XXX	XXX	XXX
35	Freeman, Edwin	3/-	XXX	XXX	XXX
48	Gonzales, Trey	1/-	XXX
87	Gray, Garrett	1/-	XXX	...
32	Gray, Johnathan	8/8	START	START	START	START	START	START	START	START
44	Hager, Breckyn	5/-	XXX	XXX	XXX	XXX	XXX
14	Haines, Dylan	8/8	START	START	START	START	START	START	START	START
31	Hall, Jason	8/8	START	START	START	START	START	START	START	START
13	Heard, Jerrod	8/7	XXX	START	START	START	START	START	START	START
5	Hill, Holton	8/4	XXX	XXX	XXX	XXX	START	START	START	START
1H	Holtz, Trey	7/-	XXX	XXX	XXX	XXX	XXX	XXX	XXX	...
40	Hughes, Naashon	8/8	START	START	START	START	START	START	START	START
65	Hutchins, Marcu	6/1	XXX	XXX	XXX	XXX	START	XXX
99	Jackson, Desmon	8/3	START	START	START	XXX	XXX	XXX	XXX	XXX
46	Jefferson, Mali	8/7	START	START	START	START	START	START	START	XXX
19	Jinkens, Peter	8/8	START	START	START	START	START	START	START	START
5J	Joe, Lorenzo	7/1	XXX	XXX	XXX	XXX	XXX	START	...	XXX
4	Johnson, Daje	7/6	XXX	START	START	START	START	...	START	START
2J	Johnson, Kirk	3/-	XXX	XXX	XXX
7	Johnson, Marcus	6/5	START	XXX	START	START	START	START
8	Leonard, Dorian	8/-	XXX	XXX	XXX	XXX	XXX	XXX	XXX	XXX
1L	Locke III, P.J.	8/-	XXX	XXX	XXX	XXX	XXX	XXX	XXX	XXX
96	McMillon, Jake	8/-	XXX	XXX	XXX	XXX	XXX	XXX	XXX	XXX
6	McNeal, DeAndre	7/-	XXX	XXX	XXX	XXX	XXX	XXX	XXX	...
97	Nelson, Chris	5/-	XXX	XXX	XXX	XXX	...	XXX

2015 University of Texas Football
Texas Games Played (as of Nov 01, 2015)
All games

[illegible]

2015 TEXAS CAREER STATS

#47 | Andrew Beck | TE

YEAR	G	REC	YDS	TD	LG	YDS/REC	YDS/G
2014	12	0	0	0	0	0.0	0.0
2015	8	5	46	0	22	9.2	5.8
TOTAL	20	5	46	0	22	9.2	2.3

#27 | Roderick Bernard | WR

YEAR	G	KR	YDS	TD	LG	YDS/REC	YDS/G
2014	5	9	172	0	28	19.1	34.4
2015	7	1	4	0	4	4.0	0.6
TOTAL	12	1	4	0	4	4.0	0.3

#42 | Caleb Bluiett | TE

YEAR	G	REC	YDS	TD	LG	YDS/REC	YDS/G	
2013	9	0	0	0	0	0.0	0.0	PLAYED DEF
2014	12	0	0	0	0	0.0	0.0	PLAYED DEF
2015	8	4	67	1	29	16.8	8.4	
TOTAL	29	4	67	1	29	16.8	2.3	

#24 | John Bonney | CB

YEAR	G	UT-AT	TOTAL	TFL-YDS	SACKS-YDS	PBU	FF	FR	BLKD	QBH
2015	8	16-2	18	1.0-8	1.0-8	1	0	0	0	0
TOTAL	8	16-2	18	1.0-8	1.0-8	1	0	0	0	0

#2 | Kris Boyd | CB

YEAR	G	UT-AT	TOTAL	TFL-YDS	PBU	FF	FR	BLKD	QBH
2015	8	8-7	15	0.0-0	0	1	0	0	0
TOTAL	8	8-7	15	0.0-0	0	1	0	0	0

KICK RETURNS

YEAR	RET	YDS	TD	LG	AVG/R	AVG/G
2015	6	114	0	36	19.0	14.2
TOTAL	6	114	0	36	19.0	14.2

#93 | Paul Boyette Jr. | DT

YEAR	G	UT-AT	TOTAL	TFL-YDS	SACKS-YDS	PBU	FF	FR	BLKD	QBH
2013	4	1-1	2	0.5-2	0.0-0	0	0	0	0	0
2014	12	13-13	26	3.5-6	0.5-1	1	0	2	0	0
2015	8	15-6	21	3.5-10	2.5-8	1	0	1	0	2
TOTAL	24	29-20	49	7.5-18	3.0-9	2	0	3	0	2

#1 | John Burt | WR

YEAR	G	REC	YDS	TD	LG	YDS/REC	YDS/G
2015	8	15	263	1	69	17.5	32.9
TOTAL	8	15	263	1	69	17.5	32.9

#26 | Adrian Colbert | S

YEAR	G	UT-AT	TOTAL	TFL-YDS	PBU	INT-YDS	FF	FR	BLKD	QBH
2013	13	4-2	6	0.0-0	0	0-0	0	0	0	0
2014	12	16-4	20	0.0-0	2	1-0	0	0	0	1
2015	8	0-0	0	0.0-0	0	0-0	0	0	0	0
TOTAL	33	20-6	26	0.0-0	2	1-0	0	0	0	1

#30 | Timothy Cole | LB

YEAR	G	UT-AT	TOTAL	TFL-YDS	SACKS-YDS	PBU	FF	FR	BLKD	QBH
2013	11	4-6	10	0.0-0	0.0-0	0	0	0	0	1
2014	9	0-2	2	0.0-0	0.0-0	1	0	0	0	0
2015	7	6-4	10	1.0-8	1.0-8	0	0	0	0	1
TOTAL	27	10-12	22	1.0-8	1.0-8	1	0	0	0	2

#91 | Bryce Cottrell | DT

YEAR	G	UT-AT	TOTAL	TFL-YDS	SACKS-YDS	PBU	FF	FR	BLKD	QBH
2013	11	3-2	5	1.0-7	1.0-7	1	0	0	0	1
2014	9	2-2	4	0.5-0	0.0-0	1	0	0	0	2
2015	8	11-9	20	4.0-20	2.0-15	0	0	0	0	3
TOTAL	28	16-13	29	5.5-27	3.0-22	2	0	0	0	6

#25 | Antwuan Davis | CB

YEAR	G	UT-AT	TOTAL	TFL-YDS	PBU	FF	FR	BLKD	QBH
2014	9	2-1	3	0.0-0	0	0	0	0	0
2015	8	6-2	8	0.0-0	1	0	1	0	0
TOTAL	17	8-3	11	0.0-0	1	0	1	0	0

#9 | Davante Davis | CB

YEAR	G	UT-AT	TOTAL	TFL-YDS	PBU	FF	FR	BLKD	QBH
2015	8	12-4	16	1.0-3	4	0	0	0	0
TOTAL	8	12-4	16	1.0-3	4	0	0	0	0

#1 | Shiro Davis | DE

YEAR	G	UT-AT	TOTAL	TFL-YDS	SACKS-YDS	PBU	FF	FR	BLKD	QBH
2012	7	3-0	3	1.0-5	0.0-0	1	0	0	0	1
2013	13	7-8	15	3.5-16	1.0-9	0	0	0	0	3
2014	12	11-7	18	4.0-23	3.5-22	0	0	1	0	0
2015	7	11-10	21	2.5-20	1.0-14	0	1	0	0	0
TOTAL	39	32-25	57	11.0-64	5.5-45	1	1	1	0	4

#36 | Alex De La Torre | TE

YEARS	G	RUSH	YDS	TD	LG	YDS/G	REC	YDS	TD	LG	YDS/G
2012	7	0	0	0	0	0.0	0	0	0	0	0.0
2013	13	1	19	0	19	1.5	1	2	1	2	0.2
2014	12	0	0	0	0	0.0	1	23	0	23	1.9
2015	8	0	0	0	0	0.0	1	13	0	13	1.6
TOTAL	40	1	19	0	19	0.5	3	38	1	23	0.9

#13 | Michael Dickson | P

YEARS	G	PUNTS	YARDS	LG	AVG	IN-20	50+	TB	FC	BLK
2015	8	54	2213	59	41.0	14	14	3	23	0
TOTAL	8	54	2213	59	41.0	14	14	3	23	0

#15 | Bryson Echols | CB

YEAR	G	UT-AT	TOTAL	TFL-YDS	PBU	FF	FR	BLKD	QBH
2013	13	5-6	11	0.0-0	0	0	0	0	0
2014	12	12-5	17	0.0-0	1	1	0	0	0
2015	5	1-2	3	0.0-0	0	0	0	0	0
TOTAL	30	18-13	31	0.0-0	1	1	0	0	0

#4 | DeShon Elliott | S

YEAR	G	UT-AT	TOTAL	TFL-YDS	PBU	FF	FR	BLKD	QBH
2015	3	3-0	3	0.0-0	0	1	0	0	0
TOTAL	3	3-0	3	0.0-0	0	1	0	0	0

#95 | Poona Ford | DT

YEAR	G	UT-AT	TOTAL	TFL-YDS	SACKS-YDS	PBU	FF	FR	BLKD	QBH
2014	8	4-4	8	1.0-2	0.0-0	0	0	0	0	0
2015	8	16-14	30	5.0-21	1.5-13	1	0	0	0	0
TOTAL	16	20-18	38	6.0-23	1.5-13	1	0	0	0	0

#3 | Armanti Foreman | WR

YEARS	G	RUSH	YDS	TD	LG	YDS/G	REC	YDS	TD	LG	YDS/G
2014	11	2	41	0	29	3.7	10	188	2	73	17.1
2015	6	2	2	0	2	0.3	10	142	1	38	23.7
TOTAL	17	4	43	0	29	2.5	20	330	3	73	19.4

KICK RETURNS

YEAR	RET	YDS	TD	LG	AVG/R	AVG/G
2014	11	198	0	27	18.0	18.0
2015	0	0	0	0	0.0	0.0
TOTAL	11	198	0	27	18.0	11.6

2015 TEXAS CAREER STATS

#33 | D'Onta Foreman | RB

YEARS	G	RUSH	YDS	TD	LG	YDS/G	REC	YDS	TD	LG	YDS/G
2014	7	15	73	0	34	10.4	1	7	0	7	1.0
2015	8	65	377	2	81	47.1	4	52	0	22	6.5
TOTAL	15	80	450	2	81	30.0	5	59	0	22	3.9

KICK RETURNS

YEAR	RET	YDS	TD	LG	AVG/R	AVG/G
2014	1	5	0	5	5.0	0.7
2015	1	25	0	25	25.0	3.1
TOTAL	2	30	0	25	15.0	2.0

#35 | Edwin Freeman | LB

YEAR	G	UT-AT	TOTAL	TFL-YDS	PBU	FF	FR	BLKD	QBH
2015	3	5-2	7	2.0-5	0	1	0	0	0
TOTAL	3	5-2	7	2.0-5	0	1	0	0	0

#32 | Johnathan Gray | RB

YEARS	G	RUSH	YDS	TD	LG	YDS/G	REC	YDS	TD	LG	YDS/G
2012	13	149	701	3	49	53.9	11	151	1	34	11.6
2013	9	159	780	4	45	86.7	15	61	0	10	6.8
2014	12	141	628	7	42	52.3	20	122	0	17	10.2
2015	8	102	411	3	46	51.4	6	84	0	26	10.5
TOTAL	42	551	2520	17	49	60.0	52	418	1	34	10.0

KICK RETURNS

YEARS	RET	YDS	TD	LG	AVG/R	AVG/G
2015	2	18	0	13	9.0	2.2
TOTAL	2	18	0	13	9.0	0.4

#44 | Breckyn Hager | LB

YEAR	G	UT-AT	TOTAL	TFL-YDS	PBU	INT-YDS	FF	FR	BLKD	QBH
2015	5	6-2	8	0.0-0	1	1-10	0	0	0	0
TOTAL	5	6-2	8	0.0-0	1	1-10	0	0	0	0

#14 | Dylan Haines | S

YEARS	G	UT-AT	TOTAL	TFL-YDS	PBU	INT-YDS-TD	FF	FR	SACKS-YDS
2014	12	50-29	79	0.0-0	10	4-98-1	1	1	0.0-0
2015	8	25-7	32	1.0-14	6	3-50-0	0	0	1.0-14
TOTAL	20	75-36	111	1.0-14	16	7-148-1	1	1	1.0-14

#31 | Jason Hall | S

YEARS	G	UT-AT	TOTAL	TFL-YDS	PBU	INT-YDS	FF	FR	SACKS-YDS
2014	11	28-19	47	1.0-7	2	0-0	0	0	1.0-7
2015	8	19-12	31	0.5-1	2	1-35	0	0	0.0-0
TOTAL	19	47-31	78	1.5-8	4	1-35	0	0	1.0-7

#13 | Jerrod Heard | QB

YEARS	G	ATT-CMP-INT	YDS	TD	LG	PCT	YDS/G	RUSH	YDS	TD	LG	YDS/G
2015	8	111-66-3	839	3	69	59.5	104.9	111	502	3	45	62.8
TOTAL	8	111-66-3	839	3	69	59.5	104.9	111	502	3	45	62.8

TOTAL OFFENSE

	RUSH	PASS	TOTAL	AVG/G
2015	502	839	1341	167.6
TOTAL	502	839	1341	167.6

#5 | Holton Hill | DB

YEARS	G	UT-AT	TOTAL	TFL-YDS	PBU	INT-YDS-TD	FF	FR	SACKS-YDS
2015	8	24-7	31	0.0-0	3	1-41-1	0	0	0.0-0
TOTAL	8	24-7	31	0.0-0	3	1-41-1	0	0	0.0-0

#40 | Naashon Hughes | DE

YEAR	G	UT-AT	TOTAL	TFL-YDS	SACKS-YDS	PBU	FF	FR	BLKD	QBH
2014	12	19-7	26	3.5-5	0.5-1	1	0	0	0	2
2015	8	23-12	35	5.0-24	2.5-21	0	0	0	0	3
TOTAL	20	42-19	61	8.5-29	3.0-22	1	0	0	0	5

#99 | Desmond Jackson | DT

YEAR	G	UT-AT	TOTAL	TFL-YDS	SACKS-YDS	PBU	FF	FR	BLKD	QBH
2011	12	4-6	10	2.0-12	2.0-12	0	0	0	0	1
2012	13	13-20	33	6.0-24	2.0-15	0	0	0	0	4
2013	13	17-22	39	3.5-15	2.0-11	0	1	1	0	3
2014	3	6-3	9	0.0-0	0.0-0	0	0	1	0	1
2015	8	13-9	22	0.5-0	0.0-0	0	0	1	0	0
TOTAL	49	53-60	113	12.0-51	6.0-38	0	1	3	0	9

#46 | Malik Jefferson | LB

YEAR	G	UT-AT	TOTAL	TFL-YDS	SACKS-YDS	PBU	FF	FR-TD	BLKD	QBH
2015	8	27-18	45	6.0-22	2.5-12	3	0	1-1	0	5
TOTAL	8	27-18	45	6.0-22	2.5-12	3	0	1-1	0	5

#19 | Peter Jinkens | LB

YEARS	G	UA-A	TOTAL	TFL-YDS	SACKS-YDS	PBU	INT-YDS	FF	FR	BLKD	QBH
2012	13	18-11	29	3.0-6	1.0-2	1	1-4	0	0	0	0
2013	13	31-17	48	1.5-8	0.0-0	0	0-0	1	0	0	1
2014	12	18-6	24	0.0-0	0.0-0	0	0-0	0	0	0	0
2015	8	38-23	61	7.0-33	4.0-28	0	0-0	0	0	0	4
TOTAL	46	105-57	162	11.5-47	5.0-30	1	1-4	1	0	0	5

#5 | Lorenzo Joe | WR

YEAR	G	REC	YDS	TD	LG	YDS/REC	YDS/G
2014	12	3	36	0	22	12.0	3.0
2015	7	3	36	1	21	12.0	5.1
TOTAL	19	6	72	1	22	12.0	3.8

#4 | Daje Johnson | WR

YEARS	G	REC	YDS	TD	LG	YDS/G	RUSH	YDS	TD	LG	YDS/G
2012	12	19	287	1	70	23.9	27	203	1	84	16.9
2013	9	24	178	1	66	19.8	24	140	1	24	15.6
2014	5	2	-7	0	0	-1.4	7	88	0	30	17.6
2015	7	26	279	0	54	39.9	6	28	0	9	4.0
TOTAL	33	71	737	2	70	22.3	64	459	2	84	13.9

	PUNT					KICK				
	RET-YDS	TD	LG	AVG/RET	AVG/G	RET-YDS	TD	LG	YDS/RET	AVG/G
2012	0-0	0	0	0.0	0.0	4-83	0	25	20.8	6.9
2013	16-172	1	85	10.8	19.1	14-267	0	40	19.1	29.7
2014	0-0	0	0	0.0	0.0	0-0	0	0	0.0	0.0
2015	12-158	1	85	13.2	22.6	12-278	0	35	23.2	39.7
TOTAL	28-330	2	85	11.8	10.0	30-628	0	40	20.9	19.0

#7 | Marcus Johnson | WR

YEARS	G	REC	YDS	TD	LG	YDS/G	RUSH	YDS	TD	LG	YDS/G
2012	8	0	0	0	0	0.0	0	0	0	0	0.0
2013	11	22	350	2	65	31.8	2	19	0	24	1.7
2014	12	26	304	1	41	25.3	0	0	0	0	0.0
2015	6	9	96	1	47	16.0	0	0	0	0	0.0
TOTAL	37	57	750	4	65	20.3	2	19	0	24	0.5

KICK RETURNS

YEARS	RET	YDS	TD	LG	AVG/R	AVG/G
2012	0	0	0	0	0.0	0.0
2013	7	144	0	28	20.6	13.1
2014	10	191	0	33	19.1	15.9
2015	0	0	0	0	0.0	0.0
TOTAL	17	335	0	33	19.7	9.1

#28 | Nick Jordan | K

KICKING	G	FG	ATT	MADE	LG	PCT	PAT
2012	10	15	9	40	60.0	31	
TOTAL	10	15	9	40	60.0	31	

2015 TEXAS CAREER STATS

#8 | Dorian Leonard | WR

YEARS	G	REC	YDS	TD	LG	YDS/REC	YDS/G
2014	6	1	7	0	7	7.0	1.2
2015	8	0	0	0	0	0.0	0.0
TOTAL	14	1	7	0	7	7.0	0.5

#11 | P.J. Locke III | S

YEARS	G	UT-AT	TOTAL	TFL-YDS	PBU	FF	FR	BLKD	QBH
2015	8	3-2	5	0.0-0	1	0	0	0	0
TOTAL	8	3-2	5	0.0-0	1	0	0	0	0

#96 | Jake McMillon | DT

YEARS	G	UT-AT	TOTAL	TFL-YDS	PBU	FF	FR	BLKD	QBH
2014	0	0-0	0	0.0-0	0	0	0	0	0
2015	8	1-1	2	0.0-0	0	0	0	0	0
TOTAL	8	1-1	2	0.0-0	0	0	0	0	0

#6 | DeAndre McNeal | WR

YEARS	G	RUSH	YDS	TD	LG	YDS/C	YDS/G
2015	7	1	9	0	9	9.0	1.3
TOTAL	7	1	9	0	9	9.0	1.3

#97 | Chris Nelson | DT

YEARS	G	UT-AT	TOTAL	TFL-YDS	SACKS-YDS	PBU	FF	FR	BLKD	QBH
2015	5	1-0	1	1.0-9	1.0-9	0	0	0	0	0
TOTAL	5	1-0	1	1.0-9	1.0-9	0	0	0	0	0

#17 | Ryan Newsome | WR

KICK						
YEARS	RET	YDS	TD	LG	AVG/R	AVG/G
2015	3	56	0	23	18.7	14.0
TOTAL	3	56	0	23	18.7	14.0

#94 | Alex Norman | DT

YEARS	G	UT-AT	TOTAL	TFL-YDS	SACKS-YDS	PBU	FF	FR	BLKD	QBH
2013	4	0-1	1	0.0-0	0.0-0	0	0	0	0	0
2014	2	1-0	1	1.0-5	1.0-5	0	0	0	0	0
2015	0	0-0	0	0.0-0	0.0-0	0	0	0	0	0
TOTAL	6	1-1	2	1.0-5	1.0-5	0	0	0	0	0

#90 | Charles Omenihu | DE

YEARS	G	UT-AT	TOTAL	TFL-YDS	SACKS-YDS	PBU	FF	FR	BLKD	QBH
2015	8	9-2	11	1.0-1	0.0-0	0	1	0	0	0
TOTAL	8	9-2	11	1.0-1	0.0-0	0	1	0	0	0

#98 | Hassan Ridgeway | DT

YEARS	G	UT-AT	TOTAL	TFL-YDS	SACKS-YDS	PBU	FF	FR	TD	BLKD	QBH
2013	12	7-6	13	1.0-4	0.0-0	1	0	0-0	0	0	5
2014	12	25-14	39	9.0-55	6.0-48	0	0	0-0	0	0	2
2015	8	18-9	27	6.0-20	3.0-15	0	0	1-1	0	0	1
TOTAL	32	50-29	79	16.0-79	9.0-63	1	0	1-1	0	0	8

#49 | Derick Roberson | DE

YEARS	G	UT-AT	TOTAL	TFL-YDS	SACKS-YDS	PBU	FF	FR	BLKD	QBH
2015	7	1-2	3	1.0-4	1.0-4	0	1	0	0	1
TOTAL	7	1-2	3	1.0-4	1.0-4	0	1	0	0	1

#23 | NICK ROSE | K

YEARS	G	FG	ATT	MADE	LG	PCT	PAT
2012	13	0	0	0	0	0.0	3
2013	13	0	0	0	0	0.0	0
2014	12	21	14	51	66.7	29	
2015	8	9	6	46	66.7	20	
TOTAL	46	30	20	51	66.7	52	

#18 | Tyrone Swoopes | QB

YEARS	G	ATT	CMP	INT	YDS	TD	LG	PCT	YDS/G	RUSH	YDS	TD	LG	YDS/G
2013	6	13	5	0	26	0	8	38.5	4.3	20	79	1	26	13.2
2014	12	359	211	10	2352	13	73	58.8	196.0	103	294	3	28	24.5
2015	7	48	20	0	236	2	48	41.7	33.7	40	207	5	29	29.6
TOTAL	25	420	236	10	2614	15	73	56.2	104.6	163	580	9	29	23.2

#88 | Ty Templin | WR

YEAR	G	REC	YDS	TD	LG	YDS/REC	YDS/G
2014	11	1	7	0	7	7.0	0.6
2015	2	0	0	0	0	0.0	0.0
TOTAL	13	1	7	0	7	7.0	0.5

#21 | Duke Thomas | CB

YEARS	G	UT-AT	TOTAL	TFL-YDS	PBU	INT-YDS	TD	FF	FR	SACKS-YDS
2012	13	10-2	12	0.0-0	0	0-0	1	0	0	0.0-0
2013	13	32-18	50	2.0-10	8	3-19	0	0	0	1.0-9
2014	12	34-13	47	0.5-3	13	3-24	0	0	0	0.0-0
2015	8	33-12	45	3.0-12	4	0-0	0	0	0	0.0-0
TOTAL	46	109-45	154	5.5-25	25	6-43	1	0	0	1.0-9

	PUNT					KICK				
	RET-YDS	TD	LG	AVG/RET	AVG/G	RET-YDS	TD	LG	YDS/RET	AVG/G
2012	0-0	0	0	0.0	0.0	0-0	0	0	0.0	0.0
2013	0-0	0	0	0.0	0.0	7-161	0	38	23.0	12.4
2014	0-0	0	0	0.0	0.0	3-69	0	32	23.0	5.8
2015	2-55	0	56	27.5	6.9	2-23	0	24	11.5	2.9
TOTAL	2-55	0	56	27.5	1.2	12-253	0	38	21.1	5.5

#18 | Kevin Vaccaro | S

YEAR	G	UT-AT	TOTAL	TFL-YDS	PBU	FF	FR	BLKD	QBH
2012	12	4-0	4	0.0-0	0	0	0	0	0
2014	9	0-0	0	0.0-0	0	0	0	0	0
2015	8	11-4	15	0.0-0	1	1	0	0	0
TOTAL	29	15-4	19	0.0-0	1	1	0	0	0

#92 | Quincy Vasser | DE

YEAR	G	UT-AT	TOTAL	TFL-YDS	PBU	FF	FR	BLKD	QBH
2015	4	3-2	5	0.0-0	0	0	0	0	0
TOTAL	4	3-2	5	0.0-0	0	0	0	0	0

#25 | Chris Warren III | RB

YEARS	G	RUSH	YDS	TD	LG	YDS/G
2015	5	14	62	0	14	12.4
TOTAL	5	14	62	0	14	12.4

#11 | Jacorey Warrick | WR

YEAR	G	REC	YDS	TD	LG	YDS/REC	YDS/G
2013	3	0	0	0	0	0.0	0.0
2014	12	7	81	0	15	11.6	6.8
2015	5	2	-7	0	0	-3.5	-1.4
TOTAL	20	9	74	0	15	8.2	3.7

KICK RETURNS						
YEARS	RET	YDS	TD	LG	AVG/R	AVG/G
2015	1	12	0	12	12.0	2.4
TOTAL	1	12	0	12	12.0	0.6

#45 | Anthony Wheeler | LB

YEARS	G	UT-AT	TOTAL	TFL-YDS	SACKS-YDS	PBU	FF	FR	BLKD	QBH
2015	8	9-9	18	1.0-5	0.0-0	0	0	0	0	0
TOTAL	8	9-9	18	1.0-5	0.0-0	0	0	0	0	0

THE LAST TIME....

TEXAS

BOLD INDICATES THIS SEASON

TEAM

Scored 50+	56, vs. New Mexico State, 8/31/2013
Scored 60+	66-31, at Ole Miss, 9/15/2012
Scored 70+	70-3, vs. Colorado, 12/3/2005
Scored <10	7-50, at TCU, 10/3/2015
Scored <7	3-38, at Notre Dame, 9/5/2015
Was Shutout	0-24, at Iowa State, 10/31/2015
Was Shutout at Home	0-30, vs. Houston, 11/6/1976
Shutout Opponent	23-0, at Kansas, 9/27/2014
Shutout Opponent at Home	45-0, vs. New Mexico, 9/8/2012
Shutout Opponent on Road	23-0, at Kansas, 9/27/2014
Shutout a Conference Opponent	23-0, at Kansas, 9/27/2014
Shutout vs. Conference Opponent	0-24, at Iowa State, 10/31/2015
300+ yards rushing	313 yds, vs. Oklahoma, 10/10/2015
<100 yards rushing	60 yds, at Notre Dame, 9/5/2015
Negative net rushing	-7 net rushing yards, vs. Oklahoma, 10/07/2000
300+ passing yards	364 yds, vs. Cal, 9/19/2015
400+ passing yards	470 yds, vs. UCF, 11/7/2009
500+ total yards	650 yds, vs. Cal, 9/19/2015
600+ total yards	650 yds, vs. Cal, 9/19/2015
<200 yards total offense	163 yds, at Notre Dame, 9/5/2015
<100 yards total offense	59 yds, vs. Arkansas, 12/29/2014
30+ first downs	31, vs. Iowa State, 11/10/2012
100+ yards in penalties	128, Oklahoma State, 9/26/2015
2+ fumbles lost	3 fumbles lost, vs. Brigham Young University, 09/06/2014
Scored a Safety	Cedric Reed sacked Clint Trickett in end zone vs. West Virginia, 11/9/2014
Allowed a Safety	Snap through end zone on punt at TCU, 10/3/2015
Scored a 1-Point Safety	vs. Texas A&M, PAT blocked; recovered by defense, fumbled, recovered by offense in end zone, 11/26/2004
Forced 5 or more turnovers	5 (3 INTS, 2 FUM Rec), vs. Rice, 9/12/2015
Committed 5 or more turnovers	6, vs. TCU, 11/27/2014
Intercepted 4 or more passes	4, at Kansas, 9/27/2014
Forced 2 or more fumbles	2, Kansas State, 10/24/2015
2+ Defensive TD's	34-yd fumble return by Hassan Ridgeway, 41-yd interception return by Holton Hill, Oklahoma State, 9/26/2015
1+ Defensive & 1 Special Teams TD	85 yds punt return by Daje Johnson, 9/12/2015
	26 yds fumble return by Malik Jefferson, 9/12/2015
4 TD's in game	Malcolm Brown (2r, 3r, 1r, 30r) vs. Kansas, 11/2/2013

RUSHING

100+ yards rushing	103 yds, Johnathan Gray, Kansas State, 10/24/2015
200+ yards rushing	290, Jamaal Charles vs. Nebraska, 10/27/2007
300+ yards rushing	350 yds, Ricky Williams vs. Iowa State, 10/3/1998
100+ yds rushing by 2 plyrs	D'Onta Foreman (117) and Jerrod Heard (115) vs. Oklahoma, 10/10/2015
30+ carries	34 carries, Cedric Benson vs. Baylor, 10/2/2004
Consecutive 100-yd games	D'Onta Foreman at TCU & vs. Oklahoma, 10/3-10/2015
Consecutive 200-yd games	Hodges Mitchell, at Texas Tech and at Kansas, 2000
50+ yd run	55 yds, David Ash vs. New Mexico State, 8/31/2013
70+ yd run	84 yds, Daje Johnson vs. Baylor, 10/20/2012
80+ yd run	81 yds, D'Onta Foreman vs. Oklahoma, 10/10/2015
3+ rushing TD's in a game	(1, 2, 10) by Tyrone Swoopes, Kansas State, 10/24/2015
4+ rushing TD's in game	Malcolm Brown (2r, 3r, 1r, 30r) vs. Kansas, 11/2/2013

PASSING

300+ yds passing	364 yds, Jerrod Heard vs. Cal, 9/19/2015
400+ yds passing	470 yds, Colt McCoy vs. UCF, 11/7/2009
40+ pass attempts	44, Tyrone Swoopes vs. Oklahoma, 10/11/2014
50+ pass attempts	59, Garrett Gilbert at Kansas State, 11/6/2010
25+ completions	27, Tyrone Swoopes vs. Oklahoma, 10/11/2014
3 TD passes	(49, 10, 2) by Case McCoy at West Virginia, 11/9/2013
4 TD passes	(54, 66, 74, 25) by David Ash vs. New Mexico State, 8/31/2013
5 TD passes	by Colt McCoy (35, 1, 26, 40, 15) vs. Baylor, 11/8/2008
6 TD passes	by Colt McCoy (24, 16, 2, 19, 62, 50) vs. Baylor, 10/14/2006
Consecutive 300+ yd games	Colt McCoy, vs. Kansas(396) and at Texas A&M(304), 2009
50+ yd completion	69 yds, Jerrod Heard to John Burt, vs. Rice, 9/12/2015
70+ yd completion	73 yds, Tyrone Swoopes to Armant Foreman, vs. TCU, 11/27/2014
80+ yd completion	80 yds, Case McCoy to Marquis Goodwin, at Baylor, 12/3/2011

SPAN

33 games
44 games
126 games
3 games
7 games

LAST GAME

218 home gms
17 games
22 home gms
6 road games
16 games

LAST GAME

2 game
7 games
5 games
77 games
5 games
5 games
7 games

217 games
5 games
8 games
37 games
4 games

19 games
12 games
3 games

139 games
6 games
9 games
17 games

1 game
4 games

6 games
26 games

SPAN

1 game
102 games
224 games
2 games

146 games
2 games
191 games

33 games
40 games
2 games
1 game
26 games

SPAN

5 games
77 games
15 games
63 games
15 games

26 games
34 games
89 games
118 games
74 games

6 games
9 games
48 games

RECEIVING

100+ yards receiving	145 yds, by Daje Johnson vs. Cal, 9/19/2015
200+ yards receiving	273 yds, Jordan Shipley vs. UCF, 11/7/2009
100+ yds receiving by 2 plyrs	Mike Davis (114) and Jaxon Shipley (105) at BYU, 9/7/2013
15+ receptions	15 receptions, Jordan Shipley vs. Oklahoma State, 10/25/2008
Consecutive 100-yd games	Mike Davis, vs. Oklahoma State and vs. Texas Tech, 2012
50+ yd reception	69 yds, John Burt vs. Rice, 9/12/2015
70+ yd reception	73 yards, Armanti Foreman vs. TCU, 11/27/2014
80+ yd reception	80 yards, Marquise Goodwin at Baylor, 12/03/2011
3+ receiving TD's in a game	3, Jaxon Shipley at Oklahoma State, 9/29/2012

SPECIAL TEAMS

50+ yd Field Goal	51 yds, Nick Rose at Oklahoma State, 11/15/2014
60+ yd Field Goal	60 yds, Russell Erxleba vs. Texas Tech, 10/29/1977
Made 3+ Field Goal	(51, 34, 44) by Nick Rose at Oklahoma State, 11/15/2014
Made 7+ PAT's	8, Anthony Fera, vs. New Mexico State, 8/31/2013
60-yd Punt	63 yds, Michael Davidson vs. West Virginia, 11/8/2014
70-yd Punt	70 yds, Justin Tucker vs. Iowa State, 10/23/2010
Missed PAT	Nick Rose vs. Cal, 9/19/2015
TD on Kickoff Return	D.J. Monroe (100 yds) at Oklahoma State; 9/29/2012
TD on Punt Return	Daje Johnson (85 yds) vs. Rice, 9/12/2015
2+ TD Kickoff Returns	
TD on Kickoff Return to start game	Greg Lott (88 yds) at Texas Tech, 9/24/1966
Consecutive Games with Special Teams TD	100 yd. KR, Fozzy Whittaker vs. Oklahoma, 10/8/2011
	and 100 yd. KR, Fozzy Whitaker vs. Oklahoma State, 10/15/2011

Recovered On-Side Kick	Kevin Vaccaro, Kansas State (pooch), 10/24/2015
2-pt Conversion	2 yd. rush by Garrett Gilbert vs. Iowa State, 10/23/2010
Defensive 2-pt Conversion	vs. Oklahoma, 10/13/2012
Blocked PAT	vs. Ole Miss, 9/14/2013
Blocked FG	Jackson Jeffcoat vs. Kansas, 11/02/13
TD on Blocked FG	Cedric Griffin (56 yds) vs. Tulane, 9/28/2002
Blocked Punt	Carrington Byndom vs Texas Tech University, 11/3/2012
TD on Blocked Punt	Josh Turner (34 yds) at Iowa State, 10/1/2011

DEFENSE

15+ Tackles	15, Hassan Ridgeway vs. Rice, 9/12/2015
5+ Tackles for Loss	5 Alex Okafor vs. Oregon State, 12/29/2012
4+ Sacks	4.5, Alex Okafor vs. Oregon State, 12/29/2012
2+ Interceptions	2, Duke Thomas vs. Kansas, 9/27/14
2+ Fumble Recoveries	2, Sam Acho vs. Louisiana Monroe, 9/5/2009
TD on Interception Return	Holton Hill (41 yds) vs. Oklahoma State, 9/26/2015
TD on Fumble Return	Hassan Ridgeway (34 yds) vs. Oklahoma State, 9/26/2015

SPAN

5 games
78 games
33 games
94 games
37 games
6 games
9 games
48 games
43 games

SPAN

11 games
467 games
11 games
33 games
11 games
65 games
5 games
44 games
6 games
NEVER
594 games
54 games

1 game

68 games
42 games
31 games
26 games
172 games
38 games
55 games

SPAN

6 games
34 games
34 games
17 games
85 games
4 games
4 games

THE LAST TIME....

OPPONENT

BOLD INDICATES THIS SEASON

TEAM

Scored 50+	7-50, at TCU, 10/3/2015
Scored 60+	21-63, vs. Oklahoma, 10/13/2012
Scored 70+	NEVER
Scored <10	23-9, Kansas State, 10/24/2015
Scored <7	23-0, at Kansas, 9/27/2014
300+ yards team rushing	550 yds, at BYU, 9/7/2013
<100 yards team rushing	67 yds, vs. Oklahoma, 10/10/2015
Negative net team rushing	-2 yds, vs. Kansas, 10/29/2011
300+ passing yards	376 yds, at TCU, 10/3/2015
400+ passing yards	409 yds, vs. Oklahoma State, 11/13/2010
500+ total team yards	548 yds, vs. Cal, 9/19/2015
600+ total team yards	604 yds, at TCU, 10/3/2015
<200 yards total offense	192 yds, at Oklahoma State, 11/15/2014
<100 yards total offense	94 yds, vs. North Texas, 8/30/2014
30+ first downs	31, at TCU, 10/3/2015
100+ yards in penalties	102 yds, vs. Texas Tech, 11/28/2013
2+ fumbles lost	2 fumbles lost by Cal, 9/19/2015
Scored a Safety	Snap through end zone on punt, at TCU, 10/3/2015
Intercepted 4 or more passes	4, vs. TCU, 11/27/2014
2+ Non-Offensive TD's	1 FUM return (40 yds), 1 INT return (33 yds), TCU, 11/27/2014
3+ TD's total in a game (rush+rec)	(30r, 2r, 1r) by Taysom Hill, BYU, 9/6/2014
4+ TD's total in a game (rush+rec)	(13rec, 49rec, 50rec, 12rec) by K. Turpin, TCU, 10/3/2015

RUSHING

100+ yards rushing	157 yds, Mike Warren, Iowa State, 10/31/2015
200+ yds rushing	259 yds, Taysom Hill, BYU, 9/7/2013
300+ yds rushing	317 yds, Rashaan Salaam, Colorado, 10/1/1994
3+ TD's rushing	(30r, 2r, 1r) by Taysom Hill, BYU, 9/6/2014
30+ carries	32, Mike Warren, Iowa State, 10/31/2015
50+ yd run	74, Khalfani Muhammad, California, 9/19/2015
70+ yd run	74, Khalfani Muhammad, California, 9/19/2015
80+ yd run	95, Damien Williams, Oklahoma, 10/13/2012

PASSING

300+ passing yards	332 yds, Trevone Boykin, TCU, 10/3/2015
400+ passing yards	409 yds, Brandon Weeden, Oklahoma State, 11/13/2010
3 TD passes	(6, 17, 3) by Jared Goff, Cal, 9/19/2015
4 TD passes	(70, 14, 14, 20) by Jerrod Johnson, Texas A&M, 11/26/2009
5 TD passes	(13, 15, 49, 50, 12) by Trevone Boykin, TCU, 10/3/2015
6 TD passes	(23, 15, 62, 5, 16, 25) by Kliff Kingsbury, Texas Tech, 11/16/2002
40+ pass attempts	49, Clint Trickett, West Virginia, 11/8/2014
50+ pass attempts	55, Sam B. Richardson, Iowa State, 10/18/2014
25+ completions	27, Jared Goff, California, 9/19/2015
50+ yd completion	50, Baker Mayfield, Oklahoma, 10/10/2015
70+ yd completion	72, Paul Millard, West Virginia, 11/9/2013
80+ yd completion	97, Sam B. Richardson, Iowa State, 10/3/2013

RECEIVING

100+ yds receiving	138 yds, KaVonte Turpin & 129 yds, Josh Doctson, TCU, 10/3/2015
200+ yds receiving	237 yds, Tyler Lockett, Kansas State, 9/21/2013
100+ yds receiving by 2 plyrs	KaVonte Turpin (138), Josh Doctson (129), TCU, 10/3/2015
3+ receiving TD's	4, KaVonte Turpin, TCU, 10/3/2015
15+ receptions	16, Kevin White, West Virginia, 11/8/2014
50+ yd reception	50, Sterling Shepard, Oklahoma, 10/10/2015
70+ yd reception	72, Mario Alford, West Virginia, 11/9/2013
80+ yd reception	97, Quenton Bundrage, Iowa State, 10/3/2013

SPECIAL TEAMS

50+ yd FG	52 yds, Andrew Ritter, Ole Miss, 9/14/2013
60+ yd FG	67, Steve Little, Arkansas, 10/15/1977
3+ FG's	(34, 41, 40) Ben Grogan, Oklahoma State, 9/26/2015
Made 7+ PAT's	7, Mike Hunnicutt, Oklahoma, 10/13/2012
60-yard punt	64 yds by Scott Arellano, BYU, 9/6/2014
70-yard punt	70 yds by Jeff Locke, UCLA, 9/17/2011
Missed PAT	Ryan Bustin, Texas Tech, 11/1/2014
Returned Kickoff for TD	Alex Ross (91 yds), Oklahoma, 10/11/2014
Returned Punt for TD	Jeff Scott (73 yds), Ole Miss 9/14/2013
Returned Blocked Punt for TD	Ghaali Muhammad (6 yds), Wyoming, 9/12/2009
2-pt Conversion	Dominic Rufran pass from Brett Smith, Wyoming, 9/1/2012
Defensive 2-pt Conversion	100 yds by Carl Nesmith, Kansas, 11/11/2000
Blocked PAT	@ Oklahoma State, 11/15/2014
Blocked FG	vs. Baylor, 10/4/2014
TD on Blocked FG	62 yds, Terrell Burt, Baylor, 10/4/2014

DEFENSE

15+ Tackles	Will Smith (18), Texas Tech, 11/28/2013
5+ Tackles for Loss	Ndamukong Suh (7 for -22 yds), Nebraska, 12/5/2009
4+ Sacks	Ndamukong Suh (4.5 for -21 yds), Nebraska, 12/5/2009
2+ Fumble Recoveries	Ian Campbell (2), Kansas State, 11/11/2006
Returned Interception for TD	Josh Carraway (33 yds), TCU, 11/27/2014
Returned Fumble for TD	Taiwan Johnson (0 yds), Arkansas, 12/29/2014
2+ Interceptions	2, Sam Carter, TCU, 11/27/2014

SPAN

3 games
41 games
NEVER
1 game
17 games
32 games
2 games
53 games
3 games
61 games
5 games
3 games
10 games
21 games
3 games
23 games
5 games
3 games
9 games
9 games
18 games
3 games

SPAN

LAST GAME
32 games
273 games
18 games
LAST GAME
5 games
5 games
41 games

SPAN

3 games
62 games
5 games
74 games
3 games
164 games
11 games
14 games
5 games
2 games
25 games
29 games

SPAN

3 games
31 games
3 games
3 games
11 games
2 games
25 games
29 games

SPAN

31 games
469 games
4 games
41 games
19 games
57 games
12 games
16 games
32 games
85 games
56 games
191 games
10 games
16 games
16 games

SPAN

23 games
73 games
73 games
114 games
10 games
8 games
9 games