



# TEXAS FOOTBALL

**NATIONAL CHAMPIONS** • 1963, '69, '70, 2005 **BIG 12 CHAMPIONS** • '96, '05, '09

**SOUTHWEST CONFERENCE CHAMPIONS** • 1920, '28, '30, '42, '43, '45, '50, '52, '53\*, '59\*, '61\*, '62, '63, '68\*, '69, '70, '71, '72, '73, '75\*, '77, '83, '90, '94\*, '95 (\*co-champs)

## GAME 6 MEDIA INFO

### TV: ABC (national)

Talent: Sean McDonough (pxp), Chris Spielman (analyst), Todd McShay (sideline)

### Local Radio: Longhorn IMG Radio Network / KTX 104.9

Talent: Craig Way (pxp), Roger Wallace (color), Quan Cosby (sideline)

### Satellite Radio: XM 202, Sirius 118, Internet 969, Spanish 550

### Internet: texas.leanplayer.com

### Spanish Radio: KTX 97.1 FM, KZN 1530 AM

Talent: Dr. Ruben Pizarro-Silva (pxp), John Jagou (color)

### National Radio: Westwood One - Chuck Cooperstein (pxp), Tim Brown (analyst)

Oct. 10, 2015 | 11 a.m. | Cotton Bowl (Cap: 92,100) | ABC



## #10/9 OKLAHOMA SOONERS

**2015 Record:** 4-0, 1-0 Big 12

**Head Coach:** Bob Stoops (Iowa '83)

**Career Record:** 172-44 (17th season)

**Record at Oklahoma:** Same



## TEXAS LONGHORNS

**2015 Record:** 1-4, 0-2 Big 12

**Head Coach:** Charlie Strong (Central Arkansas '82)

**Career Record:** 44-27 (6th season)

**Record at Texas:** 7-11 (2nd season)

## 2015 SCHEDULE

### 1-4 OVERALL (0-2 BIG 12)

Date	Opponent	Time/Result
Sept. 5	at No. 11/11 Notre Dame (NBC)	L, 3-38
Sept. 12	RICE (LHN)	W, 42-28
Sept. 19	CALIFORNIA (FOX)	L, 44-45
Sept. 26	#24/22 OKLAHOMA STATE* (ESPN)	L, 27-30
Oct. 3	at #4/3 TCU* (ABC)	L, 7-50
Oct. 10	vs. #10/9 Oklahoma*+ (ABC)	11 a.m.
Oct. 24	rv/rv K-STATE*	TBA
Oct. 31	at Iowa State*	TBA
Nov. 7	KANSAS* (LHN)	7 p.m.
Nov. 14	at #rv/rv West Virginia*	TBA
Nov. 26	rv/rv TEXAS TECH* (FS1)	6:30 p.m.
Dec. 5	at #3/4 Baylor	TBA

all times Central | \* Big 12 game | + Cotton Bowl (Dallas)

NOTE: Rankings listed as The AP Poll/Coaches Poll

## QUICK HITS

- Saturday's game will be the 110th meeting between the Texas Longhorns and Oklahoma Sooners. It also will be the 93rd time the contest will be held in Dallas.
- Texas enters the contest after a 50-7 loss at No. 4/3 TCU.
- RB D'Onta Foreman ran for a career-high 112 yards at TCU, the first time the sophomore recorded a 100-yard game in his career.

## AT&T RED RIVER SHOWDOWN

• There is no rivalry quite like the Texas-Oklahoma series. The series, which began in 1900, has been played in Dallas since 1912 and at the Cotton Bowl since 1929. Dallas' Cotton Bowl is located an equal distance from Austin and Norman, Okla. The stadium is split evenly among Longhorn and Sooner fans at the 50-yard line. It is the second-oldest UT series and tied for the 19th most-played rivalry in NCAA history. Only Texas A&M has met Texas on more occasions (117 times). Since 1900, the only years Texas and Oklahoma have not met were 1918, '20, '21 and 1924-28. The series resumed in 1929 at the State Fair of Texas and has remained a fixture since.



## SCOUTING THE SOONERS

- Oklahoma comes to Dallas following a 20-point victory at home over then-ranked No. 23/21 West Virginia. The Sooners won 44-24 by forcing the Mountaineers into five turnovers.
- The Sooners scored 13 points off those turnovers, including one fumble return for a touchdown.
- Oklahoma is led by quarterback Baker Mayfield. The former Texas Tech Red Raider is averaging 345.5 yards passing per game and has 13 touchdowns on the year. He also has scored four times on the ground while averaging 34.5 yards per game to rank second on the team.
- The Sooners spread the ball around on offense with eight different players catching touchdown passes from Mayfield so far this season.

## BIG 12 CONFERENCE STANDINGS

	Big 12	Pct.	Overall	Pct.	Stk
Oklahoma State	2-0	1.000	5-0	1.000	W5
TCU	2-0	1.000	5-0	1.000	W5
Baylor	1-0	1.000	4-0	1.000	W4
Oklahoma	1-0	1.000	4-0	1.000	W4
Iowa State	1-0	1.000	2-2	.500	W1
Kansas State	0-1	.000	3-1	.750	L1
West Virginia	0-1	.000	3-1	.750	L1
Kansas	0-1	.000	0-4	.000	L4
Texas Tech	0-2	.000	3-2	.600	L2
Texas	0-2	.000	1-4	.200	L3

## WHAT'S INSIDE...

pgs. 1-7	Notes
pg. 2	Opponent Series Info, Stats Comparison
pg. 4	Horns in the NFL
pg. 8	Coaching Staff
pg. 9	Media Info.
pg. 10	Roster & Pronunciations
pg. 11	Depth Chart
pg. 12	Game-by-Game Starters & Stats
pg. 13-15	Game-by-Game Recaps
pg. 16-29	Stats
pg. 30-31	Last Time

## TEXAS-OKLAHOMA ALL-TIME SERIES AT-A-GLANCE

**OVERALL SERIES:** Texas leads, 60-44-5

**SERIES RECORD AT NEUTRAL SITES:** Texas leads, 49-40-4

**SERIES RECORD IN DALLAS:** Texas leads, 48-40-4

**SERIES RECORD IN AUSTIN:** Texas leads, 7-2-1

**SERIES RECORD AT OKLAHOMA:** Texas leads, 4-2

### SERIES RESULTS - LAST FIVE

Year	Score	UT's final record	OU's final record
2010	#8/8 Oklahoma 28, Texas 20	5-7 (2-6 Big 12/6th South Div.)	12-2 (6-2 Big 12/t-1st South Div.)
2011	#3/1 Oklahoma 55, Texas 17	8-5 (4-5 Big 12/t-6th)	10-3 (6-3 Big 12/t-3rd)
2012	#13/10 Oklahoma 63, Texas 21	9-4 (5-4 Big 12/t-3rd)	10-3 (8-1 Big 12/t-1st)
2013	Texas 36, #12/10 Oklahoma 20	8-4 (7-2 Big 12/t-2nd)	10-2 (7-2 Big 12/t-2nd)
2014	#11/9 Oklahoma 31, Texas 26	6-7 (5-4 Big 12/t-4th)	8-5 (5-4 Big 12/t-4th)

### SERIES HISTORY

- Texas leads the all-time series against Oklahoma, 60-44-5.
- The Longhorns are 48-40-4 against the Sooners in games played in Dallas.
- The series is an even 5-5 over the last 10 meetings.

### LAST MEETING

- Texas fell in the AT&T Red River Showdown last year by the score of 31-26.
- QB Tyrone Swoopes led Texas on a fourth-quarter charge with 13 unanswered points. Swoopes was 27-of-44 throwing for 334 yards with two TDs and added 50 yards rushing and one TD.

### RIVALRY TRADITIONS

- **STATE FAIR:** The Texas-Oklahoma game is once again a part of a state festival with the State Fair of Texas surrounding the event. That continues a tradition which began in 1929. That year, the game was played in an old wooden structure called Fair Park Stadium, which was located on what is now a parking lot at Fair Park. A new stadium, also named Fair Park Stadium, was built in 1930 and renamed in 1936 as the Cotton Bowl. The name change came about because, at the time, Dallas was the largest interior spot cotton market in the world.
- **THE BATTLE LINE:** One of the unique characteristics of the Texas/OU rivalry is the colors. With the tickets divided equally, burnt orange and crimson split down the middle. OU claims the south horseshoe from the 50-yard line and UT the horseshoe north of midfield. As the home team, the Longhorns will wear burnt orange jerseys and occupy the west bench area (opposite the press box side) with that role reversing next season.
- **THE GOLDEN HAT:** To the victor goes the Golden Hat, a rotating trophy representing the winner of the Texas/Oklahoma contest. It's a gold cowboy hat mounted on a large block of wood and it has been a part of the series since the State Fair of Texas donated it in 1941. The only change has been the actual color. When it first arrived, it was known as the "Bronze Hat" and actually was bronze. When that hat was reworked in the 1970s, it came out gold, hence it is now officially known as the Golden Hat.
- **THE GOVERNOR'S CUP:** The Governor's Cup is exchanged by the Governors of Texas and Oklahoma following the AT&T Red River Showdown. The tradition started when Texas Governor Dolph Briscoe donated the trophy, and each year it is transported from the office of the previous year's winning Governor to Dallas. It is displayed in the Hall of State on game day and then transported to the office of that year's winning Governor after it has received its engraving.
- **UT TORCH LIGHT PARADE:** The annual Torchlight Parade is set for 8 p.m. Wednesday at the Main Mall on the UT campus. Head coach Charlie Strong and the team will be on hand at approximately 8:30 p.m.

### FOREMAN GAINING GROUND

- Sophomore D'Onta Foreman had a career day against TCU (Oct. 3) with career-high in yards (112) and carries (18).
- Foreman had 18 carries for 112 yards. It marked the first 100-yard game of his career.
- His previous bests were nine carries for 47 yards earlier this season against Cal.
- Also had career highs at TCU with two receptions for 32 yards.

#### GROWING BETTER WITH AGE

- Foreman tallied 73 yards on 15 carries all of 2014 as a freshman.
- Two carries for 37 yards in career debut against North Texas last year
- Five carries for 13 yards against West Virginia (Nov. 8, 2014)
- In 2015, Foreman has averaged 42.2 yards per game and 8.8 carries.

## STAT COMPARISON



Statistical Category	Texas	OU
Points Scored	123	168
Points/Game	24.6	42.0
Opponent	38.2	22.3
First Downs	78	101
Opponent	144	87
Rushing Yards/Game	171.4	163.5
Opponent	210.6	159.8
Rushing Yards/Carry	4.2	4.1
Opponent	4.4	3.5
Passing Yards/Game	167.2	358.2
Opponent	296.6	203.2
Passing Completion Pct.	50.5	64.6
Opponent	66.9	50.0
Total Offense/Game	338.6	521.8
Opponent	507.2	363.0
Total Offensive Plays	311	305
Opponent	411	323
Avg. Yards/Play	5.4	6.8
Opponent	6.2	4.5
Kick Return Avg.	18.8	20.2
Punt Return Avg.	21.4	10.5
Penalties-Yards	38-353	38-376
Field Goals-Attempts	4-7	7-7
Time of Possession/Game	24:21	29:46
3rd-Down Conversion Pct.	30.4	38.2
4th-Down Conversion Pct.	37.5	50.0

## STATISTICAL LEADERS



Texas	Category	OU
Jerrod Heard	<b>Rushing</b>	Samaje Perine
67 att., 318 yds, 3 TD		72 att., 328 yds, 2 TD
Jerrod Heard	<b>Passing</b>	Baker Mayfield
42-76, 661 yds, 3 TD, 2 INT		88-135, 1382 yds, 13 TD, 3 INT
Daje Johnson	<b>Receiving</b>	Sterling Shepard
14 rec., 201 yds, 0 TD		20 rec, 321 yds, 3 TD
Peter Jinkens	<b>Tackles</b>	Dominique Alexander
40 tackles (23 solo), 4.0 TFL		40 tackles (20 solo), 5.0 TFL
Seven players	<b>Sacks</b>	Eric Striker
with 1.0 sack		2.5, -23 yds
Dylan Haines	<b>Interceptions</b>	Jordan Thomas
2 INT (50 yds)		2 INT (61 yds)
Nick Rose	<b>Field Goals</b>	Austin Seibert
15-16 PATs, 4-7 FGs		21-21 PATs, 7-7 FGs
Michael Dickson	<b>Punting</b>	Austin Seibert
33 att., 40.3 avg., 9 in20		21 att., 45.2 avg., 9 in20
Daje Johnson	<b>Kickoff Returns</b>	Alex Ross
8 att., 24.5 avg.		9 att., 13.3 avg
Daje Johnson	<b>Punt Returns</b>	Sterling Shepard
9 att., 17.6 avg., 1 TD		11 att., 11.5 avg

## WEEKLY MEDIA AVAILABILITY SCHEDULE

MONDAY	TUESDAY	WEDNESDAY	THURSDAY	FRIDAY	SATURDAY	SUNDAY
<b>Big 12 Teleconference</b> 9:50 a.m. - Coach Strong  <b>Media Luncheon</b> 11 a.m. - Coach Strong 11:30 a.m. - Players (broadcast live on LHN from 11-noon)	<b>Local Press Conference</b> Assist. Coach Jay Norvell & QB Jerrod Heard approx. 6:30 p.m.	<b>Local Press Conference</b> Defensive Coordinator Vance Bedford approx. noon  <b>UT Torch Light Parade</b> 8 p.m., Main Mall UT Campus - annual tradition during OU game week	<b>No media availability</b>  <b>Longhorn Weekly with Charlie Strong</b> 7-8 p.m. (radio show aired on Longhorn IMG Radio Network and broadcast live on LHN. Live on location at Pluckers in West Campus.)	<b>No media availability</b>	<b>Game Day</b> Texas vs. Oklahoma 11 a.m.   ABC  <b>Postgame</b> Coach Strong and requested players available	<b>No media availability</b>

### MANY HAPPY RETURNS

- Texas leads the nation with three defensive touchdowns on the year. Tied with the Longhorns are five other schools: Buffalo, Cal, Middle Tennessee, Ole Miss, Ohio State.
- The Longhorns had two defensive touchdowns against Oklahoma State (Sept. 26) when Hassan Ridgeway returned a fumble 34 yards and Holton Hill returned an interception 41 yards. It was the first time since Oct. 31, 2009 that Texas had two defensive touchdowns in the same game, which also happened to be against Oklahoma State.
- Malik Jefferson returned a fumble 28 yards against Rice (Sept. 12) to register the first defensive touchdown of the season for the Longhorns.
- Also against Rice, Daje Johnson returned a punt 85 yards for a score. That gives Texas two games this season with multiple non-offensive touchdowns.
- The most defensive touchdowns Texas has had in a season was six in 2003.
- The Longhorns have had five defensive touchdowns in three seasons: 2006, 2000, 1987

### YOUTHFUL EXPERIENCE & FRESHMAN STARTERS

- Texas had a strong 2015 recruiting class and many of the newcomers wasted little time making an impact during preseason camp. Seven true or redshirt freshmen were listed as first-teamers on the depth chart heading into the Notre Dame game.
- The Longhorns ended up with five freshman starters in their opening lineup: **WR John Burt**, **LT Connor Williams**, **RG Patrick Vahe**, **LB Malik Jefferson** and **CB John Bonney** were in the starting lineup. In addition, **Michael Dickson** handled the punting chores. Redshirt freshman Edwin Freeman was listed as the first team weakside linebacker, but the Horns opened the Notre Dame game with five defensive backs.
- Texas was among the national leaders in true freshmen who played in the season opener. Only Georgia had more true freshmen play in Week 1 and only Florida State and NC State had more total freshmen play.
- Freshmen continue to make an impact as redshirt freshman **Jerrod Heard** got the first start of his career against Rice. Heard threw for 120 yards and two TD's while also rushing for 96 yards to lead the team. He followed that with a school record 527 yards of total offense against Cal.
- The 2015 recruiting class was highly touted and included 19 signees from Texas along with recruits from California, Florida, Louisiana, Maryland, Mississippi and New York.
- Coach Strong on his recruiting philosophy: "We know this – the state of Texas will always be our home ground. We will always build it from this state. There are great high school coaches in this state. That's what it's all about. We will always know this, any time we need to go out of state where we can get into battles, I don't mind going outside the state to get in a battle. That's what it's all about; that's what recruiting is all about. We knew we were not going to back down."
- Texas may have one of the youngest teams in the nation. The Longhorns played 21 freshmen, including 15 true freshmen, in the season opener vs. Notre Dame. Only Florida State, NC State and Syracuse played more freshmen in their first game, and just Georgia had more true freshmen get on the field.
- Twice this year Texas has played a combined total of at least 20 freshmen: at Notre Dame and vs. Cal.
- The game against Cal saw Texas play its most freshmen. A total of 22 played with 15 of them true freshmen.
- Texas is averaging 19.2 freshmen seeing action per game this season.

### TEXAS IN BIG 12 OPENERS

- With the loss to No. 24/22 Oklahoma State (Sept. 26), Texas is now 16-4 in Big 12 Conference opening games, including wins in 15 of the last 17.

## UT ALL-TIME RECORDS

<b>Overall (123 years)</b>	<b>882-350-33 (.710)</b>
Home	508-131-13 (.789)
Away	272-145-10 (.649)
Neutral	102-74-10 (.572)

### vs. Ranked Opponents

All-time*	132-145-8 (.477)
Home	48-43-4
Away	38-49-0
Neutral	46-54-4
Ranked matchup	109-79-5
As the higher-ranked team+	71-34-2
As the lower-ranked team+	38-46-3

\* as ranked by either The AP Poll or Coaches Poll  
+ both teams ranked

### W/L vs. unranked opponents (since 1936)

All-time*	488-120-7 (.799)
Home	274-53-2
Away	186-59-3
Neutral	28-8-2

## NCAA ALL-TIME TEAM RECORDS

### BY TOTAL WINS

	YEARS	RECORD	PCT.
1. Michigan	136	919-329-36	.730
2. Notre Dame	127	886-311-42	.732
3. <b>TEXAS</b>	<b>123</b>	<b>882-350-33</b>	<b>.710</b>
4. Nebraska	126	876-364-40	.700
5. Ohio State	126	868-319-53	.721
6. Oklahoma	121	854-317-53	.719
Alabama	121	854-326-43	.716
8. Tennessee	119	813-370-53	.679
9. USC	122	808-328-54	.702
10. Georgia	122	781-411-54	.648

### BY WIN PCT.

	YEARS	RECORD	PCT.
1. Notre Dame	127	886-311-42	.732
2. Michigan	136	919-329-36	.730
3. Boise State	47	412-156-2	.725
4. Ohio State	126	868-319-53	.721
5. Oklahoma	121	854-317-53	.719
6. Alabama	121	854-326-43	.716
7. <b>TEXAS</b>	<b>123</b>	<b>882-350-33</b>	<b>.710</b>
8. USC	122	808-328-54	.702
9. Nebraska	126	876-364-40	.700
10. Tennessee	119	813-370-53	.679

Texas opponents in *italics*

## DID YOU KNOW?

Texas is one of the best teams in the nation in **punt coverage** and **punt returning**. The Longhorns rank **No. 9 in the FBS** in average yards allowed on punt returns at **0.83**. Texas also ranks No. 9 in punt return average at **21.40** yards per return. The Horns are No. 2 and No. 1 in the Big 12 Conference in those categories, respectively. **Daje Johnson** averages 17.6 yards on punt returns to rank No. 1 in the conference and **No. 13 in the nation**.



## LONGHORNS IN THE NFL

As of Sept. 20, there were **30 former players** on NFL rosters and three coaching in the NFL.

Sam Acho, Chicago Bears (LB)  
 Malcom Brown, New England Patriots (DT)  
 Tarell Brown, New England Patriots (CB)  
 Jamaal Charles, Kansas City Chiefs (RB)  
 Phil Dawson, San Francisco 49ers (PK)  
 Quandre Diggs, Detroit Lions (CB)  
 Marquise Goodwin, Buffalo Bills (WR)  
 Jerry Gray, Minnesota Vikings (DB Coach)  
 Michael Griffin, Tennessee Titans (S)  
 Jordan Hicks, Philadelphia Eagles (LB)  
 Richard Hightower, San Francisco 49ers (ST Coach)  
 Trey Hopkins, Cincinnati Bengals (OG)  
 Lamarr Houston, Chicago Bears (DT)  
 Jackson Jeffcoat, Washington Redskins (LB)  
 Derrick Johnson, Kansas City Chiefs (LB)  
 Colt McCoy, Washington Redskins (QB)  
 Henry Melton, Tampa Bay Buccaneers (DT)  
 Roy Miller, Jacksonville Jaguars (DT)  
 Alex Okafor, Arizona Cardinals (LB)  
 Brian Orakpo, Tennessee Titans (LB)  
 Adrian Phillips, San Diego Chargers (S)  
 Cory Redding, Arizona Cardinals (DT)  
 Keenan Robinson, Washington Redskins (LB)  
 Brian Robison, Minnesota Vikings (DE)  
 Lyle Sendlein, Arizona Cardinals (C)  
 Kyle Shanahan, Cleveland Browns (Off. Coord. Coach)  
 Geoff Swaim, Dallas Cowboys (TE)  
 Earl Thomas, Seattle Seahawks (S)  
 Mykkele Thompson, New York Giants (S)  
 Justin Tucker, Baltimore Ravens (PK)  
 Kenny Vaccaro, New Orleans Saints (S)  
 Fozzy Whittaker, Carolina Panthers (RB)  
 Aaron Williams, Buffalo Bills (CB)



- The only losses are to Oklahoma State (1997, 2015) and Kansas State (1998, 2007).
- Texas is 9-2 when its Big 12 opener is at home with losses to K-State in 2007 and Oklahoma State last week.

### JEFFERSON MAKES IMMEDIATE IMPACT

- True freshman LB Malik Jefferson has made an immediate impact on the Texas defense. Through his first five collegiate games (all starts), Jefferson ranks second on the team in total tackles with 31 (18 solo). He also has added 3.5 TFL, five quarterback hurries, one PBU and one fumble recovery (returned 26 yards for a TD).

#### MALIK JEFFERSON BY THE NUMBERS

- Tied for the team lead with nine tackles (three solo) against Cal (Sept. 19)
- Team-high nine tackles (six solo), including one TFL, four QB hurries and one fumble recovery in the home win against Rice (Sept. 12)
- Returned the fumble against Rice 26 yards for a TD, marking his first collegiate touchdown
- Posted nine tackles (five solo), including 2.5 TFL, in the season-opening loss at Notre Dame (Sept. 5)

### HEARD'S RECORD-SETTING PERFORMANCE

- After playing just six snaps in the season-opening loss at Notre Dame, redshirt freshman QB Jerrod Heard had his name called just prior to kick in the Week 2 win against Rice and responded with a solid performance against the Owls. Heard put up record-setting numbers despite making just his second career start (and playing in his third collegiate game) in a 45-44 loss to Cal on Sept. 19.

#### JERROD HEARD BY THE NUMBERS VS. CAL

- Set a UT single-game total offense mark with 527 yards (364 pass/163 rush). This performance topped the previous mark of 506 (239 pass/267 rush) by Vince Young at Oklahoma State in 2005.
- Became the second UT quarterback in school history to throw for 300 yards and rush for 100 yards, joining Colt McCoy (304 pass/175 rush) at Texas A&M on Nov. 26, 2009
- Led team to 650 yards of total offense, the eighth-highest single-game mark in UT history
- Completed 20-of-31 passes for 364 yards, including a long of 54 yards
- His 364 yards passing ranked 10th in UT single-game history and was the second-highest total by a freshman in UT history (Major Applewhite had 408 vs. Oklahoma State in 1998).
- Became the first UT freshman QB to throw for 300 yards since Colt McCoy (308) in the 2006 Alamo Bowl vs. Iowa
- Rushed 24 times for 163 yards (6.8 avg) with three TDs, including a long of 45 yards
- His 163 yards rushing marked the first time a UT freshman QB had rushed for 100 yards since Vince Young had 163 against Nebraska on Nov. 1, 2003 (14 carries) in Austin.
- His 163 yards rushing marked the eighth-best rushing effort by a QB in UT history and tied the best rushing effort by a freshman QB in school history
- His three rushing TDs tied a UT single-game freshman record (shared by four other players; last was Joe Bergeron vs. Texas Tech in 2011).
- His 163 yards rushing tied for the seventh-best single-game effort by a freshman in UT history

#### HEARD IN THE 2015 SEASON

- Leads the team in rushing with 318 yards on 67 carries (4.7 avg) and three TDs
- Has completed 42-of-76 passes (.553) for 661 yards with two TDs and two INT's
- Leads the team in total offense with 979 yards (195.8 avg)

### HEARD IN THE UT RECORD BOOKS

#### TOTAL OFFENSE IN SCHOOL HISTORY

Rk	Player	Rush	Pass	Total	Opp	Year
1.	^Jerrod Heard	163	364	527	Cal	2015
2.	Vince Young	267	239	506	Oklahoma St.	2005
3.	Colt McCoy	13	470	483	UCF	2009
4.	Colt McCoy	175	304	479	Texas A&M	2005
5.	Major Applewhite	3	473	476	vs. Washington	2001

#### RUSHING TD'S BY FRESHMAN - SINGLE GAME

Rk	TDs	Player	Opp	Year
1.	3	^Jerrod Heard	Cal	2015
3		Joe Bergeron	Texas Tech	2011
3		Cody Johnson	Oklahoma	2008
3		Jamaal Charles	Rice	2005
3		Butch Hadnot	Houston	1990

#### RUSHING YARDS BY FRESHMAN - SINGLE GAME

Rk	Yds	Player	Opp	Year
1.	213	Cedric Benson	Kansas	2001
5.	182	Johnny "Lam" Jones	at Rice	1976
6.	167	^Adrian Walker	TCU	1989
7.	163	^Jerrod Heard	Cal	2015
163		^Vince Young	Nebraska	2003
163		Ricky Williams	Texas A&M	1995

#### ALL-TIME PASSING YARDS - SINGLE GAME

Rk	Yds	Player	Opp	Year
1.	473	Major Applewhite	vs. Washington	2001
2.	470	Colt McCoy	UCF	2009
8.	391	Colt McCoy	Oklahoma St.	2008
9.	383	Chris Simms	Texas A&M	2000
10.	364	^Jerrod Heard	Cal	2015
364		David Ash	Iowa State	2012

#### PASSING YARDS BY FRESHMAN - SINGLE GAME

Rk	Yds	Player	Opp	Year
1.	408	^Major Applewhite	Oklahoma St.	1998
2.	364	^Jerrod Heard	Cal	2015
3.	347	^Shea Morenz	at Colorado	1993
4.	346	^Colt McCoy	Oklahoma St.	1998
5.	326	^Mark Murdock	Texas Tech	1988

#### ALL-TIME QB 300/100

Player	Rush	Pass	Total	Opp	Year
Colt McCoy	175	304	479	Texas A&M	2005
^Jerrod Heard	163	364	527	Cal	2015

^ denotes redshirt freshman

## JINKENS EMERGING AS SENIOR LEADER

• Senior Peter Jinkens has moved into a leadership role while taking command of the starting spot at strongside LB. A fourth-year player who served as a backup in 2012 and a part-time starter as a sophomore and junior, Jinkens has now played in 44 career games with 16 starts. He leads the team and ranks sixth in the Big 12 in total tackles with 40 (23 solo), including one sack, 4.0 TFL and three quarterback hurries this season.

### PETER JINKENS BY THE NUMBERS

- Posted a team-high eight tackles (six solo), including one TFL, at TCU (Oct. 3)
- Posted a team-high nine tackles (five solo), including two TFL, against Oklahoma State (Sept. 26)
- Recorded six tackles (four solo) and one quarterback hurry against Cal (Sept. 19)
- Tallied seven tackles (four solo) in the home win against Rice (Sept. 12)
- Led the team with 10 tackles (four solo), including one sack and one TFL, at Notre Dame (Sept. 5)
- The 10-tackle effort at Notre Dame was just two stops shy of his career high (12 at Baylor in 2013)

## THOMAS LEADING BY EXAMPLE IN SECONDARY

• Senior CB Duke Thomas is the unquestioned leader of the Texas secondary. A preseason All-Big 12 selection, Thomas has played in all 44 games over the last four seasons (28 starts). He ranks third on the team in total tackles with 27 (19 solo), including 3.0 TFL.

### DUKE THOMAS BY THE NUMBERS

- Posted seven tackles (five solo), including one TFL, against Oklahoma State (Sept. 26)
- Registered seven tackles (five solo) against Rice (Sept. 12)
- Tallied two PBU's at TCU (Oct. 3)

## RIDGEWAY COMES UP BIG

• Junior DT Hassan Ridgeway has played in 30 career games (12 starts) and was named to the 2015 preseason watch list for the Outland Trophy. He battled through a back injury throughout fall camp and came off the bench in the first three games this year. Ridgeway earned his first start of the season in Saturday's loss to Oklahoma State and responded with a solid effort. For the year, he is tied for fifth on the team in total tackles with 19 (14 solo) and tied for second in TFL (3.5).

### HASSAN RIDGEWAY BY THE NUMBERS

- Made his first start of the season against Oklahoma State (Sept. 26) and registered six tackles (four solo), including 1.5 TFL, one sack and one fumble recovered for a 34-yard TD.
- The fumble recovery marked the first of Ridgeway's career.
- In his first three contests (all off the bench), Ridgeway recorded 10 total tackles (nine solo), including two TFL.
- Made three tackles, one solo, in his second start of the season at TCU (Oct. 3).

## HILL RECORDS PICK-SIX

- True freshman CB Holton Hill delivered in a huge way during UT's loss to Oklahoma State (Sept. 26). Hill recorded his first career interception and returned it 41 yards for a touchdown late in the third quarter. He also posted two solo tackles and one PBU. For the year, he has tallied seven tackles (all solo).
- The last time a true freshman returned an interception for a touchdown was Sept. 27, 2008 when Aaron Williams ran a pick-six back 81 yards against Arkansas. Williams currently plays for the Buffalo Bills.
- Hill got the first start of his career at TCU (Oct. 3). He registered seven tackles to rank second on the team for the game. His six solo stops paced the team along with senior Peter Jinkens.
- He also registered a PBU at TCU and leads the team in that category for the season with two.

## HAVE YOU HEARD?

Redshirt freshman Jerrod Heard has performed well in his first three starts. Among the last seven Texas QBs starting the first three games of their careers, his 600 passing yards are tops and his 307 rushing yards rank second behind Vince Young's 322. A stat of note is Heard lost 55 yards on sacks and rushes against Oklahoma State. Heard has thrown for two touchdowns and ran for another three. Combined his rushing and passing make him the No. 1 quarterback in total offense among those being compared with 907 yards.

### Stats in first three starts by a Texas quarterback

Player	C-A-I	Cmp. Pct.	Yds	TDs	Carries	Yds	TDs	Total Off.
<b>Jerrod Heard (2015)</b>	<b>33-55-2</b>	<b>60.0</b>	<b>600</b>	<b>2</b>	<b>34</b>	<b>307</b>	<b>3</b>	<b>907</b>
Tyrone Swoopes (2014)	63-99-1	63.6	590	5	24	25	1	615
David Ash (2011)	40-65-3	61.5	409	0	27	95	1	504
Case McCoy (2011)	27-42-0	64.3	440	4	8	-15	0	425
Garrett Gilbert (2010)	57-94-3	60.6	521	3	10	13	0	534
Colt McCoy (2006)	38-59-1	64.4	456	6	12	37	1	493
Vince Young (2003)	26-43-3	60.5	269	1	33	322	3	591

## STRONG IN THE CLASSROOM

The University of Texas at Austin is considered one of the top public universities in the United States. Significant contributions to the academic, technological, business and arts have been made through the University and its alumni.

In its most recent university rankings, *U.S. News & World Report* rated The University of Texas at Austin the No. 16 public university in the country. *Forbes Magazine* rated it the No. 22 best value for colleges, and *Kiplinger* rated Texas the No. 14 best value for public institutions.

The acclaim is not limited to national rankings. The *U.S. News & World Report* rated UT Austin No. 30 on its list of Best Global Universities in 2014.

The University houses 18 colleges and schools that allow for students to earn degrees in 119 different undergraduate programs and 223 at the graduate level.

UT Austin has produced 31 Rhodes Scholars, one of the most prestigious post-graduate scholarships in all of academia. The most recent Longhorn to earn a Rhodes Scholarship is a member of the Texas Longhorns rowing team. Of the 31 Rhodes Scholars awarded in the history of UT Austin, nine of them have been student-athletes.

The campus offers 17 libraries and seven museums and students can get a head start on their future after college by utilizing one of the 16 career centers on campus.

Texas Head Football Coach Charlie Strong has seen his players take advantage of the countless opportunities the students at UT Austin have to advance their academic career. In his second season leading the program, the Longhorns have improved in a number of areas and posted the highest GPA in program history.

### Texas Football Academic Achievements

- After the Spring 2015 semester, the Texas Football team holds the highest cumulative GPA in program history with a 2.77.
- Eighteen (18) Texas Football students earned All-Big 12 Academic honors in the 2014 season.
- Sixty-seven (67) Texas Football students were named to the Big 12 Commissioner's Honor Roll by earning at least a 3.0 semester GPA in Fall 2014 and/or Spring 2015.
- Forty (40) current and former Texas Football student-athletes graduated or are projected to graduate during the 2014-15 academic year. Graduates included NFL alumni Priest Holmes, Nathan Vasher, and Marcus Wilkins.
- Texas Football posted the highest multiyear APR in program history with the 2013-14 data released in May.
- Current Texas Football students are pursuing majors from nearly every college on campus including: the McCombs School of Business, the Moody College of Communication, the College of Education, and the College of Liberal Arts, the College of Natural Sciences, and the Cockrell School of Engineering.

## UT'S RECORD WHEN...

	2015	Strong Era
Overall	1-4	7-11
Big 12	0-2	5-6
Non-conference	1-2	2-5
Home	1-2	4-6
Away	0-2	3-2
Neutral	0-0	0-3
Current streak	L3	
Current home streak	L2	
Current road streak	L2	
Last win	42-28, vs. Rice, 9/12/2015	
Last loss	7-50, at #4/3 TCU, 10/3/2015	
Day game	0-2	2-5
Night Game	1-2	5-6
TV game	1-4	7-11
ABC	0-1	0-3
NBC	0-1	0-1
ESPN	0-1	0-3
FOX	0-1	1-2
FOX Sports 1		3-2
LHN	1-0	3-0
August		1-0
September	1-3	2-5
October	0-1	1-4
November		3-1
December		0-1
vs. Top 25 teams	0-3	1-8
vs. un-ranked teams	1-1	6-3
On artificial surface	1-3	7-9
On natural grass	0-1	0-2
Scoring first	1-0	7-1
Opponent scores first	0-4	0-10
Leading after 1st quarter	1-0	6-0
Tied after 1st quarter	0-1	0-1
Trailing after 1st quarter	0-3	1-10
Leading at halftime	1-1	6-2
Trailing at halftime	0-2	0-8
Tied at halftime	0-1	1-1
Leading after 3rd quarter	1-1	6-1
Trailing after 3rd quarter	0-3	0-9
Tied after 3rd quarter	0-0	1-1
Overtime	0-0	0-0
Scoring 20 points or less	0-2	0-8
Scoring 21 points or more	1-2	7-3
Scoring 30+ points	1-1	5-1
Allowing 20 points or less	0-0	5-1
Allowing 21 points or more	1-4	2-10
With 100-yard rusher	0-2	2-2
Allow 100-yard rusher	1-1	3-4
With 300-yard passer	0-1	2-2
Allow 300-yard passer	0-2	1-2
No turnovers	0-1	1-2
Less than three turnovers	1-4	6-8
Three or more turnovers	0-0	0-3
No takeaways	0-1	0-5
Three or more takeaways	1-1	4-1
Fewer turnovers	1-1	6-2
Equal turnovers	0-2	1-2
More turnovers	0-1	0-7
Win time of possession	0-1	4-4
Opp. wins time of possession	1-3	3-7
Possession time equal	0-0	0-0

## CLOSE CALLS IN BACK-TO-BACK WEEKS

• Texas easily could be entering Saturday's game against Oklahoma with a 3-2 mark if not for some late-game breakdowns and costly mistakes in two contests. The Horns have dropped their games against Cal (Sept. 19) and Oklahoma State (Sept. 26) by a total of four points, both in heart-breaking fashion.

### KEY PLAY DOWN THE STRETCH VS. CAL

• Despite trailing by 21 points entering the fourth quarter (45-24), the Longhorns used a trio of TDs to pull within a single point (45-44) after Jerrod Heard's 45-yard TD run with 1:11 remaining. However, UT missed the tying extra point (wide right) and could not recover the ensuing onside kick attempt.

### KEY PLAYS DOWN THE STRETCH VS. OKLAHOMA STATE

• Texas held a 27-24 lead with 4:03 remaining in the game, when OSU took over possession at its own 49.

• After an incompletion on first down, the Longhorns were penalized three successive times, moving the ball to the UT 19.

• A pass interference call moved the ball to the UT 44

• On an Oklahoma State rushing play, UT was called for defensive holding which moved the ball to the UT 34.

• Following that penalty, Texas also was flagged for unsportsmanlike conduct that took the ball to the UT 19.

• After UT held the Cowboys to a field goal (tying the score at 27-27), Texas took over on its own 25 with 1:26 remaining.

• The Longhorns went three-and-out on their offensive possession and were forced to punt.

• On the ensuing punt, UT fumbled the snap and was only able to punt the ball 10 yards – which setup OSU at the UT 18. Two plays later, Oklahoma State PK Ben Grogan converted a 40-yard field goal with six seconds left to give the Cowboys the victory.

## HAINES PREFERS TO PICK

• A former walk-on who was placed on scholarship prior to the 2014 season, junior SS Dylan Haines has played in 18 games (17 starts). Haines led the team in interceptions (four) and ranked second in pass breakups (seven) and third in tackles (86) last season. Despite missing the majority of the Cal game (Sept. 19) due to a targeting call early in the first quarter, Haines leads the team with two interceptions through the first five contests this year.

### DYLAN HAINES BY THE NUMBERS

- Ranks fourth on the team in total tackles with 23 (19 solo), including one sack, one TFL and one PBU
- Recorded seven tackles (six solo), one interception (29-yard return) and one PBU against Oklahoma State (Sept. 26)
- Registered seven tackles (five solo) in the season-opening loss at Notre Dame (Sept. 5)
- Tallied four tackles (three solo) at TCU (Oct. 3)

## TOTAL TEAM EFFORT

• Texas tallied 650 total yards on offense in the 45-44 loss to Cal (Sept. 19). That number ranks eighth in school history for a single game.

• The last time Texas had 600+ yards on offense was in the season opener against New Mexico State in 2013 when the Longhorns set the school record of 715 yards.

• Texas ran for 286 yards rushing and an average of 5.5 yards per carry.

• Jerrod Heard threw for 364 yards with four different players grabbing at least four receptions.

### MOST TOTAL OFFENSE IN UT HISTORY

Rk	Total	Rush	Pass	Opp	Year
5.	673	513	160	North Texas	2004
6.	657	557	100	Baylor	1968
7.	651	517	134	TCU	1969
8.	650	286	364	Cal	2015
9.	645	347	298	at Baylor	2005
10.	639	304	335	UTEP	2009

## NO GRAY AREA

• Senior RB **Johnathan Gray** is climbing up the all-time lists at Texas. With a long history of legendary running backs for the Longhorns, Gray could move into the top 10 in yards soon.

• Gray needs just 342 yards to move ahead of Hodges Mitchell for 10th in school history. He is currently 15th and less than 40 yards from surpassing Steve Worster for No. 14 on the list.

• Against Cal on Sept. 19, Gray had just 46 yards rushing but made an impact on the passing game as well with a career-high 71 yards receiving.

• He currently has five receptions for 79 yards. If he maintains that current pace of contributing to the passing game, he could crack the Texas all-time Top 10 for receptions and receiving yards in a season by a running back. He also is approaching the Top Five in school history in those two categories for a career by running backs.

### TEXAS CAREER RUSHING LEADERS

Name	Years	Yds
9. Malcolm Brown	2011-14	2678
10. Hodges Mitchell	1997-00	2664
11. Eric Metcalf	1985-88	2661
12. Jim Bertelsen	1969-71	2510
13. Adrian Walker	1989-92	2473
14. Steve Worster	1968-70	2353
15. Johnathan Gray	2012-	2322

## DAJE JOHNSON MAKING SIGNIFICANT IMPACT, ALTERING GAMEPLANS

• Texas is averaging 21.4 yards per punt return this season to lead the Big 12 Conference.

• **Daje Johnson** is the top individual in the league with an average of 17.6 yards.

• He is leading the Big 12 despite only gaining three yards on two punt returns at Notre Dame in the season opener and one return for zero yards at TCU (Oct. 3).

- Johnson was named **Big 12 Conference Special Teams Player of the Week** following the Rice game (Sept. 12) for his 35 yards on kickoff returns, 119 punt return yards, including an 85-yard TD return.
- During the game against California (Sept. 19), the Golden Bears found ways to avoid kicking to Johnson and keep his dangerous speed out of the return game. Cal punted four times against Texas, but **never lined up in punt formation**. By having **quarterback** Jared Goff quick-kick every punt, it ensured the Longhorns would not have Johnson, a WR, on the field when the Golden Bears elected to punt.
- Texas had zero punt returns against Cal as a result of all punts going out of bounds or being fair caught.
- Cal also avoided Johnson on kickoffs by kicking high and short to the up-backs or directional kicking away from him to another kick returner.
- In the win over Rice, Johnson's punt return for a TD was the first by a Longhorn since he did so against Oklahoma on Oct. 12, 2013. That return also went for 85 yards against the Sooners.
- The 85-yard punt return is tied for the fourth longest in school history
- Johnson also became the eighth player in UT history to have at least two career punt returns for touchdowns. He is just one behind the career leaders: Jordan Shipley (2006-09), Aaron Ross (2003-06) and Jim Moore (1971-73).
- On kickoff returns, Johnson also is a threat. He ranks fourth in the Big 12 with an average of 24.5 yards.
- With Johnson's punt and kick returns added to his receiving yards, he ranks No. 8 in the Big 12 Conference in all-purpose yards at **114.8 yards per game**. Those numbers took a dip after he had one catch for five yards at TCU (Oct. 3) and left the game with an apparent injury.
- Helping Texas and its high average in punt returns is **Duke Thomas**. He also grabbed a short punt against Rice and returned it 56 yards to set up another Texas touchdown.
- With Johnson and Thomas combined, Texas tallied 175 punt return yards to break the school record. The previous best was 173 yards against Baylor on Nov. 3, 2001. All those yards came from Nathan Vasher.
- Texas averaged 43.8 yards on punt returns against Rice.

#### MOST TEAM PUNT RETURN YD'S

##### IN UT HISTORY

Yds	Opp	Date
1. 175	Rice	9/12/2015
2. 173	at Baylor	11/3/2001

#### LONGEST PUNT RETURNS IN UT HISTORY

Yds	Name	Opp	Year
1. 95t	Bohn Hilliard	vs. Oklahoma	1932
2. 94t	Jim Moore	at SMU	1973
3. 88t	Aaron Ross	at Missouri	2005
4. 85t	Daje Johnson	Rice	2015
85t	Daje Johnson	vs. Oklahoma	2013

#### MOST PUNT RETURN TD'S IN UT HISTORY

Name	Total	Years
1. Jordan Shipley	3	2006-09
Aaron Ross	3	2003-06
Jim Moore	3	1971-73
4. Daje Johnson	2	2012-
Nathan Vasher	2	2000-03
Selvin Young	2	2002-06
Mike Adams	2	1992-93, '95-96
Raymond Clayborn	2	1973-76

## TOP 25 POLLS

WEEK 6 | OCT. 4

### ASSOCIATED PRESS TOP 25 POLL

Rk	Team	Record	Pts.	Last Wk
1	Ohio State (38)	5-0	1444	1
2	TCU (5)	5-0	1371	4
3	Baylor (10)	4-0	1364	5
4	Michigan State	5-0	1291	2
5	Utah (7)	4-0	1254	10
6	Clemson	4-0	1217	12
7	LSU	4-0	1212	9
8	Alabama	4-1	1026	13
9	Texas A&M (1)	5-0	1009	14
10	Oklahoma	4-0	976	15
11	Florida	5-0	935	25
12	Florida State	4-0	922	11
13	Northwestern	5-0	753	16
14	Ole Miss	4-1	731	3
15	Notre Dame	4-1	721	6
16	Stanford	4-1	617	18
17	Southern Cal	3-1	498	17
18	Michigan	4-1	452	22
19	Georgia	4-1	441	8
20	UCLA	4-1	415	7
21	Oklahoma State	5-0	332	20
22	Iowa	5-0	254	NR
23	California	5-0	233	22
24	Toledo	4-0	87	NR
25	Boise State	4-1	65	NR

Dropped: Wisconsin (19), Mississippi State (21), West Virginia (23)

Others receiving votes: Oregon (39), Duke (31), Houston (31), Temple (23), Memphis (19), Navy (19), Arizona State (15), Mississippi State (11), West Virginia (8), Texas Tech (4), BYU (3), Kansas State (1), Missouri (1)

Texas opponents in bold

### USA TODAY COACHES POLL

Rk	Team	Record	Pts.	Rank
1	Ohio State (50)	5-0	1523	1
2	TCU (4)	5-0	1435	3
3	Michigan State (1)	5-0	1409	2
4	Baylor (5)	4-0	1408	4
5	LSU (1)	4-0	1257	8
6	Clemson	4-0	1196	11
7	Utah (1)	4-0	1118	12
8	Florida State	4-0	1067	9
9	Oklahoma	4-0	1009	14
10	Alabama	4-1	990	13
11	Texas A&M	5-0	983	15
12	Florida	5-0	755	23
13	Ole Miss	4-1	727	5
14	Northwestern	5-0	707	17
15	Notre Dame	4-1	674	7
16	Georgia	4-1	562	6
17	Southern Cal	3-1	540	16
18	Stanford	4-1	535	20
19	Oklahoma State	5-0	519	19
20	UCLA	4-1	401	10
21	Michigan	4-1	322	NR
22	California	5-0	311	24
23	Iowa	5-0	243	NR
24	Boise State	4-1	100	NR
25	Memphis	5-0	68	NR

Dropped: Wisconsin (18), West Virginia (21), Mississippi State (22), Oregon (24)

Others receiving votes: Oregon (64), Duke (59), West Virginia (31), Toledo (24), Kansas State (17), Temple (16), Arizona State (16), Mississippi State (14), Navy (12), Houston (11), Kentucky (6), Arizona (5), Missouri (4), Wisconsin (4), North Carolina (4), Indiana (2), Illinois (2)

Texas opponents in bold



## COACHING STAFF



# CHARLIE STRONG

## Head Coach • Second Year

A two-time conference coach of the year and the architect of a revitalized University of Louisville program that posted at least 11 wins in each of his final two seasons, Charlie Strong is in his second year as the Texas head football coach.

Strong, the 29th head coach in UT history, spent the previous four seasons as Louisville head coach, re-energizing a program that was coming off back-to-back losing seasons (5-7 in 2008, 4-8 in 2009) and a 15-21 record in the three years prior to his arrival. He amassed a 37-15 record, a pair of Big East Conference Championships (2011, 2012) and was named Big East Coach of the Year in both 2010 and 2012. He also led UofL to four straight bowl game appearances (3-1 record), including a victory over No. 4 Florida in the 2013 Allstate Sugar Bowl.

During 2014, Strong rallied the Longhorns from a 3-5 record to reach a bowl game despite the loss of two key starters on offense (QB David Ash, C Dominic Espinosa) and one on defense (DT Desmond Jackson) for nearly the entire season.

Texas ended the season with one of the better defenses in the nation, ranking 25th in the FBS in total yards allowed (348.5 per game), No. 11 in passing defense (184.2 ypg), No. 7 in yards allowed per play (4.68), 15th in passing efficiency defense (110.04 rating), tied for 11th in sacks (3.1 pg) and 31st in points allowed (23.8 pg).

A number of players earned individual honors in Strong's first season. Defensive tackle Malcom Brown was a finalist for both the Nagurski and Outland trophies, as well as becoming the 47th consensus All-American in school history. Brown and linebacker Jordan Hicks earned All-America honors. They were also among 10 players to secure All-Big 12 accolades.

Five players - Brown (first round to New England), Hicks (third round to Philadelphia), safety Mykkele Thompson (fifth round to NY Giants), cornerback Quandre Diggs (sixth round to Detroit) and tight end Geoff Swaim (seventh round to Dallas) - were selected in the 2015 NFL Draft.

During his final two seasons at Louisville, the Cardinals' were nation's fourth-winningest program, posting a 23-3 record (88.5 percent) and registering bowl victories in consecutive seasons for the first time in school history. Louisville's 11-plus win seasons in 2012 and 2013 were the fourth and fifth in school history and the first back to back. UofL finished among the nation's top 15 for a school-record second straight year.

Strong spent seven seasons as the defensive coordinator at the University of Florida under Meyer from 2005-09 and Ron Zook from 2003-04 where he helped the Gators win a pair of national titles - 2008 over Oklahoma and 2006 over Ohio State.

From 2003-09, Strong's defensive units at Florida allowed an average of 17.6 points per game, which ranked ninth in the country over that span. His stint as defensive coordinator marked his fourth tenure at Florida, including a stretch from 1991-94 in which he coached defensive ends (1991-93) and defensive tackles (1994) after coaching outside linebackers in 1988-89, and serving as a graduate assistant in 1983-84. He served as Florida's assistant head coach from 2005-07 and was the associate head coach in 2008-09.

Before returning to Florida for the fourth time, Strong was defensive coordinator at the University of South Carolina from 1999-2002.

Outside of his time at Louisville, Florida, and South Carolina, Strong's career stops have included one season (1985) at Texas A&M as a graduate assistant before moving on to Southern Illinois as wide receivers coach from 1986-87, one season (1990) at Mississippi as wide receivers coach and four seasons (1995-98) as the defensive line coach at Notre Dame.

A native of Batesville, Ark., Strong was a three-year letterwinner (1979-81) and three-time all-conference safety at Central Arkansas, where he graduated in 1982 with a bachelor's degree in education. He and his wife, Vicki, have a son, Tory, and two daughters, Hailee and Hope.

### STRONG AT-A-GLANCE

Hometown \_\_\_\_\_ Batesville, Ark.  
High School \_\_\_\_\_ Batesville  
College \_\_\_\_\_ Central Arkansas '82  
Year in coaching \_\_\_\_\_ 33rd  
Wife \_\_\_\_\_ Vicki  
Children \_\_\_\_\_ Tory, Hailee, Hope

### STRONG YEAR-BY-YEAR

Yr.	School	Record	Bowl
2015	Texas _____	1-4	
2014	Texas _____	6-7	Texas
2013	Louisville (#15/#15)	12-1	Russell Athletic
2012	Louisville (#13/#13)	11-2	Sugar
2011	Louisville _____	7-6	Belk
2010	Louisville _____	7-6	Beef O'Bradys
2009	Florida (Assoc. HC/DC/LBs)		BCS
2008	Florida (Assoc. HC/DC/LBs)		Capital One
2007	Florida (Asst. HC/Co-DC/LBs)		BCS
2006	Florida (Asst. HC/Co-DC/LBs)		Outback
2005	Florida (Asst. HC/Co-DC/LBs)		
2004	Florida (DC/DEs)	0-1	Peach*
2003	Florida (DC/DEs)		Outback
2002	South Carolina (DC)		Outback
2001	South Carolina (DC)		Outback
2000	South Carolina (DC)		
1999	South Carolina (DC)		
1998	Notre Dame (DL)		Gator
1997	Notre Dame (DL)		Independence
1996	Notre Dame (DL)		
1995	Notre Dame (DL)		Orange
1994	Florida (Asst. HC/DTs)		Sugar
1993	Florida (DEs)		Sugar
1992	Florida (DEs)		Gator
1991	Florida (DEs)		Sugar
1990	Mississippi (WRs)		Gator
1989	Florida (OLBs)		Freedom
1988	Florida (OLBs)		
1987	Southern Illinois (WRs)		
1986	Southern Illinois (WRs)		
1985	Texas A&M (GA)		Cotton
1984	Florida (GA)		
1983	Florida (GA)		Gator
*Served as interim head coach			
Career Record (Five Years)		44-27 (.620)	
Bowl Record		3-3 (.500)	

## ASSISTANT COACHES



**Vance Bedford**  
2nd Year

Defensive  
Coordinator/  
Secondary  
Field



**Brick Haley**  
1st Year

Defensive Line  
Field



**Brian Jean-Mary**  
2nd Year

Linebackers/  
Recruiting  
Coordinator  
Field



**Jay Norvell**  
1st Year

Wide Receivers  
Field



**Tommie Robinson**  
2nd Year

Running Backs  
Field



**Jeff Traylor**  
1st Year

Tight Ends/  
Special Teams  
Coordinator  
Press Box



**Chris Vaughn**  
2nd Year

Defensive Backs  
Press Box



**Shawn Watson**  
2nd Year

Assistant Head  
Coach for Offense /  
Quarterbacks  
Press Box



**Joe Wickline**  
2nd Year

Offensive Coordinator  
/ Offensive Line  
Field



## UT ON THE INTERNET/SOCIAL MEDIA

**www.TexasSports.com**  
**Twitter: @Longhorn\_FB /**  
**@Strong\_TexasFB**

Up-to-date information on the football team is available on the football page at [www.TexasSports.com](http://www.TexasSports.com). Quotes from news conferences, releases, feature stories and game notes will be available. You can also follow on twitter: @Longhorn\_FB and @Strong\_TexasFB.

## WEEKLY NEWS CONFERENCE

A weekly news conference with head coach Charlie Strong is held at 11 a.m. Central Monday on the ninth floor of Bellmont Hall (west side of Darrell K Royal-Texas Memorial Stadium). Select players are available following Strong. Longhorn Network airs live from 11 a.m. to noon. Strong's portion of the news conference is also streamed live on [TexasSports.com](http://TexasSports.com).

## BIG 12 CONFERENCE CALL

Head coach Charlie Strong participates in the Big 12 Conference's weekly coaches conference call each Monday from 9:50-10:00 a.m. Central. Contact Big 12 associate media relations director Joni Lehmann at (469) 524-1000 or [joni@Big12sports.com](mailto:joni@Big12sports.com) for the access number.

## MEDIA AVAILABILITY

Practices are closed to the public and media. There will be post-practice media availability on Tuesday and a Wednesday afternoon session at the Moncrief Athletics Complex, though the best time for interviews is during the Monday news conference which begins at 11 a.m. Central on the ninth floor of Bellmont Hall (west side of Darrell K Royal-Texas Memorial Stadium). Interview inquiries should be sent to Assistant AD for Media Relations Scott McConnell ([sm@utexas.edu](mailto:sm@utexas.edu)).

## POSTGAME

The Texas locker room is closed. Postgame interviews at home will be conducted in the Moncrief Athletics Complex. Interviews on the road will be conducted at a designated area. **NO INTERVIEWS ARE TO BE CONDUCTED ON THE FIELD FOLLOWING THE GAME.** After a 10-minute cooling off period, players and coaches will be escorted to the interview area. Failure to abide by this rule will result in termination of credential.

## Texas Athletics Media Relations (512) 471-6036

**Asst. AD for Media Relations:** Scott McConnell  
 E-Mail: [sm@utexas.edu](mailto:sm@utexas.edu)  
 Cell: 512-748-1345

**Assoc. Media Relations Director:** Joe Hernandez  
 E-Mail: [joe.hernandez@athletics.utexas.edu](mailto:joe.hernandez@athletics.utexas.edu)  
 Cell: 512-784-0884

**Asst. Media Relations Director:** David Wiechmann  
 E-Mail: [dwiech@utexas.edu](mailto:dwiech@utexas.edu)  
 Cell: 936-234-2711

## Mailing Address:

P.O. Box 7399, Austin, TX 78713

## Overnight Address:

2139 San Jacinto Blvd, RMRZ B.206  
 Austin, TX 78712

## VIDEO CLIPS

Video requests should be sent to Joe Hernandez in the athletics media relations office ([joe.hernandez@athletics.utexas.edu](mailto:joe.hernandez@athletics.utexas.edu) or 512-471-8373).

## CREDENTIALS

Requests may be submitted at [utcredentials.com](http://utcredentials.com).

## PHOTOGRAPHY

Action shots of UT coaches and student-athletes can be requested by contacting the UT Athletics Photography Department at 512-471-6573 or [photo@athletics.utexas.edu](mailto:photo@athletics.utexas.edu).

## USE OF AUDIO/VIDEO IN COVERAGE

Any accredited media entity collecting "video or audio materials" (film, traditional video or audio, digital video or audio, photos, etc.) from University of Texas Athletics events (games, practices, post-practice/post-game interviews and press conferences) may use that material only for traditional television newscasts, web-based or print coverage (see note below regarding policy on game video on web), or other electronic transmission as approved by The University in writing, with a limitation of up to three (3) minutes in length from any single event. That three (3)-minute package may contain no more than two (2) minutes of game highlights. Its usage must be only as supporting video/audio for a reported story and not simply as rebroadcast/streamed highlights or interview sessions. Accredited media entities may not offer any live video, audio or other coverage of the event (or tape delay rebroadcast coverage in its entirety) without the advance written permission of The University of Texas athletics department. Video is for news usage only and may not be sponsored or sold. This policy includes all games, matches, practices and events involving any of Texas' athletics programs. It includes all media events — press conferences, pre/post-practice interviews and pre/post-game interviews. Policy permits entities to use up to two (2) minutes of video on air (whether taken from the network feed or shot themselves) or on the entity's website. Reports and features must be filed postgame and not during the game. If a game/event is contracted to a network television partner, all highlights may remain on a website no longer than 48 hours following the game/event's conclusion. Highlights may not be used via social media platforms except as a link back to the website/URL hosting the highlights.

## COLLEGEPRESSBOX.COM

The official media site for Big 12 football will provide one-stop access to updated contact information, media guides, game notes, game books, quotes, links and more for each of the conference's 10 schools and the conference office. To obtain a password, send an email to [password@collegepressbox.com](mailto:password@collegepressbox.com).

## SATELLITE RADIO

A live radio broadcast for each UT game can be heard on SiriusXM Satellite: XM 202; Sirius 117; Internet 969; Spanish 550.

## LONGHORN IMG RADIO NETWORK

For complete coverage of Texas Longhorns football, tune into the Longhorn IMG Radio Network. **Craig Way** (play-by-play), **Roger Wallace** (color) and **Quan Cosby** (sideline) call the action. Longhorn Weekly, Charlie Strong's one-hour radio show, airs Thursdays on both the radio network and Longhorn Network.

Abilene	KKHR 106.3 FM
Alpine	KVLF 1240 AM
Amarillo	KGNC 710 AM
Austin^*	KTX 104.9 FM
Austin	KOKE 99.3 FM
Austin	KTAE 105.3 FM
Austin	KTAE 1490 AM
Austin	KLGO 98.5 FM
Austin	KLGO 1260 AM
Big Spring	KBTS 1490 AM
Bonham	KFYN 1420 AM
Carthage*	KGAS 1590 AM
Carthage*	KGAS 104.3 FM
Corpus Christi*	KEYS 1440 AM
Crockett	KIVY 92.7 FM
Dallas*	KRLD 1080 AM
Del Rio	KWMC 1490 AM
El Paso	KROD 600 AM
Fort Stockton	KFST 860 AM
Henderson*	KWRD 1470 AM
Houston*	KFNC 97.5 FM
Liberty	KSHN 99.9 FM
Livingston	KETX 92.3 FM
Malakoff	KLVQ 1410 AM
Malakoff	KLVQ 94.5 FM
Marble Falls	KBey 103.9 FM
Marshall*	KHMT 1450 AM
Marshall*	KHMT 103.9 FM
McAllen	KJAV 104.9 FM
Orange*	KOGT 1600 AM
Paris	KFYN 104.3 FM
Rusk/Jacksonville	KTLU 1580 AM
San Angelo*	KKSA 1260 AM
San Antonio*	WOAI 1200 AM
Temple	KTEM 1400 AM
Tyler/Longview	KTBB 600 AM
^Flagship; * Longhorn Weekly Show Affiliate	

## SPANISH LANGUAGE BROADCAST

The Longhorn IMG Radio Network offers Cadena Deportiva, a Spanish language radio broadcast of Texas football games. It can be heard in Austin on KTX-HD2 97.1 FM and KZNX 1530 AM.

# 2015 TEXAS FOOTBALL NUMERICAL ROSTER

No.	Name	Pos.	Ht.	Wt.	Yr.-Exp	Hometown (High School)	No.	Name	Pos.	Ht.	Wt.	Yr.-Exp	Hometown (High School)
1	Burt, John	WR	6-2	184	Fr.-HS	Tallahassee, Fla. (Lincoln)	44	Hager, Breckyn	LB	6-3	224	Fr.-HS	Austin, Texas (Westlake)
1	Davis, Shiro	DE	6-3	256	Sr.-3L	Shreveport, La. (Woodlawn)	45	Wheeler, Anthony	LB	6-2	209	Fr.-HS	Dallas, Texas (Skyline)
2	Boyd, Kris	CB	6-0	188	Fr.-HS	Gilmer, Texas (Gilmer)	46	Jefferson, Malik	LB	6-3	232	Fr.-HS	Mesquite, Texas (Potet)
3	Foreman, Armani	WR	5-11	204	So.-1L	Texas City, Texas (Texas City)	47	Beck, Andrew	TE	6-3	232	So.-1L	Tampa, Fla. (Plant)
4	Elliott, DeShon	S	6-1	205	Fr.-HS	Rockwall, Texas (Rockwall-Heath)	48	Cruciani, Dominic	TE	5-11	216	Sr.-SQ	Southlake, Texas (Carroll/UT-Arlington)
4	Johnson, Daje	WR	5-9	184	Sr.-3L	Pflugerville, Texas (Hendrickson)	48	Gonzales, Trey	LB	5-10	220	Sr.-SQ	Friendswood, Texas (Friendswood)
5	Hill, Holton	DB	6-2	179	Fr.-HS	Houston, Texas (Lamar)	49	Roberson, Derick	DE	6-3	238	Fr.-RS	San Antonio, Texas (Brennan)
5	Joe, Lorenzo	WR	6-2	202	So.-1L	Abilene, Texas (Cooper)	49	Sims, Matthew	P	6-2	181	So.-RS	Dallas, Texas (Lovejoy)
6	McNeal, DeAndre	WR	6-1	236	Fr.-HS	Mesquite, Texas (Potet)	50	Raulerson, Jake	OL	6-4	295	So.-1L	Celina, Texas (Celina)
7	Johnson, Marcus	WR	6-1	197	Sr.-3L	League City, Texas (Clear Springs)	51	Cuney, Terrell	OL	6-1	289	Fr.-RS	Jasper, Texas (Jasper)
8	Leonard, Dorian	WR	6-4	203	So.-1L	Longview, Texas (Longview)	53	Holbrook, Jak	DS	5-10	201	Fr.-RS	Austin, Texas (McCallum)
9	Covey, Josh	QB	6-0	195	Fr.-HS	Georgetown, Texas (East View)	54	Graf, Garrett	OL	6-2	280	So.-SQ	Grand Prairie, Texas (South Grand Prairie)
9	Davis, Davante	CB	6-2	191	Fr.-HS	Miami, Fla. (Booker T. Washington)	55	Santos, Dalton	LB	6-2	257	Sr.-3L	Van, Texas (Van)
11	Locke III, P.J.	S	5-10	191	Fr.-HS	Beaumont, Texas (Central)	55	Williams, Connor	OL	6-5	283	Fr.-HS	Coppell, Texas (Coppell)
11	Warrick, Jacorey	WR	5-10	170	Jr.-1L	Houston, Texas (Cypress Falls)	57	Orren, Clark	OL	5-11	269	Jr.-SQ	Longview, Texas (Longview)
13	Dickson, Michael	P	6-3	208	Fr.-HS	Sydney, Australia (Kirkawee)	58	Hodges, Brandon	OL	6-4	308	Jr.-TR	Aberdeen, Miss. (Aberdeen/East Mississippi CC)
13	Heard, Jerrod	QB	6-2	195	Fr.-RS	Denton, Texas (Guyer)	59	Welsh, Michael	OL	6-1	256	Fr.-RS	Houston, Texas (Strake Jesuit)
14	Haines, Dylan	S	6-1	193	Jr.-1L	Lago Vista, Texas (Lago Vista)	61	Mercado, Alex	DT	5-10	271	Jr.-SQ	San Antonio, Texas (Brennan)
14	Locksley, Kai	QB	6-4	188	Fr.-HS	Baltimore, Md. (Gilman School)	62	Ojeaga, Patrick	DT	6-2	296	Fr.-RS	McAllen, Texas (McAllen Memorial)
15	Echols, Bryson	CB	5-10	180	Jr.-2L	DeSoto, Texas (DeSoto)	63	Anderson, Alex	OL	6-3	296	Fr.-RS	New Orleans, La. (Landry-Walker)
15	Holtz, Trey	QB	6-0	186	Jr.-SQ	Tampa, Fla. (H.B. Plant)	65	Hutchins, Marcus	OL	6-3	290	Sr.-1L	DeSoto, Texas (DeSoto)
16	Roberts Jr., Jermaine	DB	5-9	168	Fr.-RS	New Orleans, La. (St. Augustine)	66	Flowers, Sedrick	OG	6-2	326	Sr.-3L	Houston, Texas (North Shore)
16	Vinklarek, Logan	QB	6-1	222	So.-SQ	La Grange, Texas (La Grange/Blinn [Texas] JC)	68	Lopez, Frank	OL	6-2	299	Jr.-SQ	Eagle Pass, Texas (Winn)
17	Greenwood, Jimmy	QB	6-2	176	So.-SQ	Houston, Texas (Kinkaid)	69	Allsup, Austin	OL	6-2	267	Fr.-RS	Austin, Texas (Lorena)
17	Newsome, Ryan	WR	5-8	166	Fr.-HS	Aledo, Texas (Aledo)	70	Major, Buck	OL	6-6	331	Fr.-HS	Huntsville, Texas (Huntsville)
18	Swoopes, Tyrone	QB	6-4	244	Jr.-1L	Whitewright, Texas (Whitewright)	72	Rodriguez, Elijah	OL	6-5	295	Fr.-RS	Houston, Texas (Cypress Creek)
18	Vaccaro, Kevin	S	5-8	185	Jr.-2L	Brownwood, Texas (Brownwood)	74	Doyle, Taylor	C/OG	6-4	300	Sr.-1L	Austin, Texas (Lake Travis)
19	Jinkens, Peter	LB	6-0	230	Sr.-3L	Dallas, Texas (Skyline)	75	Nickelson, Tristan	OT	6-9	304	So.-TR	League City, Texas (Clear Falls/Fork Union/Navarro CC)
19	Merrick, Matthew	QB	6-2	197	Fr.-HS	Dallas, Texas (Cistercian Prep)	76	Perkins, Kent	OG/OT	6-5	325	Jr.-1L	Dallas, Texas (Lake Highlands)
21	Thomas, Duke	CB	5-10	178	Sr.-3L	Killeen, Texas (Copperas Cove)	77	Vahe, Patrick	OL	6-2	319	Fr.-HS	Eules, Texas (Trinity)
23	Rose, Nick	PK/P	6-1	194	Sr.-3L	Dallas, Texas (Highland Park)	79	Thomas, Garrett	OL	6-6	274	Fr.-HS	Many, La. (Many)
23	Strickland, Jordan	DB	5-9	157	Fr.-RS	Aurora, Colo. (Cherokee Trail)	80	Whiteley, Blake	TE	6-5	248	So.-RS	Vancouver, BC, Canada (West Vancouver/Arizona Western CC)
24	Bonney, John	CB	6-0	188	Fr.-RS	Houston, Texas (Lamar)	81	Roberts, Ryan	WR	6-5	188	So.-RS	Austin, Texas (Hyde Park)
25	Davis, Antwuan	CB	5-11	194	So.-1L	Bastrop, Texas (Bastrop)	82	Wilson, Michael	WR	6-3	211	Fr.-RS	Arlington, Texas (Arlington Martin)
25	Warren III, Chris	RB	6-2	232	Fr.-HS	Rockwall, Texas (Rockwall)	83	Center, Matt	TE	6-2	218	So.-SQ	Llano, Texas (Llano)
26	Colbert, Adrian	S	6-0	210	Jr.-2L	Mineral Wells, Texas (Mineral Wells)	85	Moeller, Philipp	WR	5-10	173	Fr.-RS	Plano, Texas (Plano)
27	Bernard, Roderick	WR	5-9	166	So.-1L	Houston, Texas (Sharpstown)	86	Oliver, Jake	WR	6-3	219	So.-SQ	Dallas, Texas (Jesuit)
27	Huffman, Connor	WR	5-9	173	So.-SQ	Arlington, Texas (Arlington)	87	Gray, Garrett	TE	6-3	226	Fr.-RS	Marble Falls, Texas (Marble Falls)
28	Johnson, Kirk	RB	5-11	205	Fr.-HS	San Jose, Calif. (Valley Christian)	88	Templin, Ty	WR	6-0	192	Jr.-1L	Granbury, Texas (Trinity Valley)
28	Jordan, Nick	PK	6-0	183	Jr.-1L	Coppell, Texas (Coppell)	89	Fehr, Chris	TE	6-2	231	Fr.-RS	Austin, Texas (McNeil)
29	DeGroot, Hunter	WR	6-1	195	Jr.-SQ	Arlington, Texas (High Point Prep)	90	Omenihu, Charles	DE	6-5	236	Fr.-HS	Rowlett, Texas (Rowlett)
29	Evans, Sheroid	CB	6-2	180	Sr.-3L	Sugar Land, Texas (Fort Bend Dulles)	91	Cottrell, Bryce	DE	6-2	253	Jr.-2L	Plano, Texas (Plano West)
30	Cole, Timothy	LB	6-1	235	Jr.-2L	Brenham, Texas (Brenham)	92	Vasser, Quincy	DE	6-3	250	Jr.-TR	Nyack, N.Y. (Navarro CC/Hargrave/Nyack)
30	Yoder, Tim	RB	5-9	185	Fr.-RS	Plano, Texas (Plano)	93	Boyette Jr., Paul	DT	6-2	303	Jr.-1L	Humble, Texas (Humble)
31	Hall, Jason	S	6-2	209	So.-1L	Grand Prairie, Texas (South Grand Prairie)	94	Norman, Alex	DT	6-2	275	Jr.-SQ	Dallas, Texas (Bishop Dunne)
32	Gray, Johnathan	RB	5-10	211	Sr.-3L	Aledo, Texas (Aledo)	95	Ford, Poona	DT	5-11	291	So.-1L	Hilton Head, S.C. (Hilton Head)
33	Foreman, D'Onta	RB	6-0	241	So.-1L	Texas City, Texas (Texas City)	96	McMillon, Jake	DT	6-2	289	Fr.-RS	Abilene, Texas (Abilene)
35	Freeman, Edwin	LB	6-1	236	Fr.-RS	Arlington, Texas (Bowie)	97	Nelson, Chris	DT	6-1	305	Fr.-RS	Lakeland, Fla. (Victory Christian)
35	Coppens, Jon	PK	5-11	188	Fr.-HS	Double Oak, Texas (Nolan Catholic)	98	Ridgeway, Hassan	DT	6-3	314	Jr.-2L	Mansfield, Texas (Mansfield)
36	De La Torre, Alex	TE	6-0	243	Sr.-3L	Denton, Texas (Ryan)	99	Jackson, Desmond	DT	6-1	300	Sr.-3L	Houston, Texas (Westfield)
36	Boldt, Dillon	DB	5-10	166	Jr.-SQ	Austin, Texas (Bowie)	as of Sept. 17						
37	Moore, Evan	PK	6-2	187	Fr.-RS	Aubrey, Texas (Aubrey)							
37	Tseng, Johnny	LB	6-0	214	Jr.-SQ	Lolita, Texas (Industrial)							
38	Becker, Mitchell	P	6-2	182	So.-SQ	League City, Texas (Clear Creek)							
38	Lee, Tyler	DB	5-10	198	Jr.-SQ	Houston, Texas (Cypress Creek)							
39	Davis, Gaston	RB	5-10	196	Jr.-SQ	Houston, Texas (Clear Lake)							
39	Marriott, Tyler	DB	6-1	199	Sr.-SQ	McAllen, Texas (McAllen Memorial)							
40	Hafley, Trenton	RB	5-8	196	Fr.-RS	Wichita Falls, Texas (Burnet)							
40	Hughes, Naashon	DE	6-4	232	So.-1L	Harker Heights, Texas (Harker Heights)							
41	Ashby, Kyle	DS	6-0	234	Jr.-1L	Lake Jackson, Texas (Brazoswood)							
41	Houston, Tristian	RB	5-10	200	Fr.-HS	Galena Park, Texas (North Shore)							
42	Bluiett, Caleb	TE	6-4	258	Jr.-2L	Beaumont, Texas (West Brook)							
42	Harper, Jay	TE	5-10	238	Fr.-RS	Houston, Texas (Stratford)							
43	Mills, Logan	TE	6-2	212	Sr.-SQ	La Vernia, Texas (La Vernia)							
43	Townsend, Cameron	LB	6-0	204	Fr.-HS	Missouri City, Texas (Ridge Point)							

## PRONUNCIATIONS

Caleb Bluiett	BLUE-eh-t	Jerrold Heard	juh-ROD
John Bonney	BAHN-ee	Tristian Houston	TRIST-en
Paul Boyette Jr.	boy-EHT	Naashon Hughes	NAY-shawn
Adrian Colbert	COLE-burt	Malik Jefferson	muh-LEAK
Bryce Cottrell	cuh-TRELL	Daje Johnson	duh-ZHAY
Terrell Cuney	CUE-nee	PJ Locke III	LOCK
Antwuan Davis	AN-twahn	Kai Locksley	KYE - rhymes w/ BYE
Gaston Davis	gas-TONE	Patrick Ojeaga	oh-gee-AH-gah
Shiro Davis	SHY-row	Charles Omenihu	oh-MEN-ah-hoo
Alex De La Torre	deh la TOR-ay	Jake Raulerson	RAWL-er-son
Sheroid Evans	shur-OD	Derick Roberson	ROW-ber-son
Armani Foreman	AH-mahn-tee	Kevin Vaccaro	vuh-CAR-oh
D'Onta Foreman	dee-ON-tay	Patrick Vahe	VAH-hay
Breckyn Hager	BRECK-in HAY-grr	Logan Vinklarek	VIN-clark

# 2015 TEXAS LONGHORNS DEPTH CHART (vs. Oklahoma)

RS - redshirt; L - letters won; (#) career starts; TR - transfer

## OFFENSE

### WIDE RECEIVER (H)

NO	PLAYER	CL	HT	WT
4	Daje Johnson (13) (duh-ZHAY)	Sr.-3L	5-9	184
7	Marcus Johnson (13)	Sr.-3L	6-1	197
17	Ryan Newsome	Fr.-HS	5-8	166

### WIDE RECEIVER (Z)

1	John Burt (5)	Fr.-HS	6-2	184
8	Dorian Leonard	So.-1L	6-4	203

### TIGHT END (Y)

47	Andrew Beck (7)	So.-1L	6-3	232
42	Caleb Bluiett (3) (BLUE-eh)	Jr.-2L	6-4	258

### LEFT TACKLE

55	Connor Williams (5)	Fr.-HS	6-5	283
65	Marcus Hutchins (14)	Sr.-3L	6-3	290

### LEFT GUARD

66	Sedrick Flowers (19)	Sr.-3L	6-2	326
72	Elijah Rodriguez	Fr.-RS	6-5	295

### CENTER

74	Taylor Doyle (16)	Sr.-1L	6-4	300
50	Jake Raulerson (5) (RAWL-er-son)	So.-1L	6-4	295

### RIGHT GUARD

77	Patrick Vahe (5) (VAH-hay)	Fr.-HS	6-2	319
58	Brandon Hodges	Jr.-TR	6-4	308

### RIGHT TACKLE

76	Kent Perkins (18)	Jr.-1L	6-5	325
75	Tristan Nickelson	So.-TR	6-9	304

### WIDE RECEIVER (X)

3	Armanti Foreman (4)	So.-1L	5-11	204
11	Jacorey Warrick	Jr.-1L	5-10	170
6	DeAndre McNeal	Fr.-HS	6-1	236

### QUARTERBACK

13	Jerrod Heard (4) (juh-ROD)	Fr.-RS	6-2	195
18	Tyrone Swoopes (13)	Jr.-1L	6-4	244
14	Kai Locksley (KYE, rhymes with BYE)	Fr.-HS	6-4	188

### TAILBACK

32	Johnathan Gray (18)	Sr.-3L	5-10	211
33	D'Onta Foreman (dee-ON-tay)	So.-1L	6-0	241
25	Chris Warren III	Fr.-HS	6-2	232

### H-BACK

36	Alex De La Torre (1) (deh la TOR-ay)	Sr.-3L	6-0	243
43	Logan Mills	Sr.-SQ	6-2	212

### PLACE-KICKER

23	Nick Rose	Sr.-3L	6-1	194
28	Nick Jordan	Jr.-1L	6-0	185

## SPECIAL TEAMS

**PUNT RETURN:** 4 Daje Johnson; 21 Duke Thomas

**KICKOFF RETURN:** 4 Daje Johnson & 32 Johnathan Gray

Others: 17 Ryan Newsome; 21 Duke Thomas; 33 D'Onta Foreman; 2 Kris Boyd

**KICKOFFS:** 23 Nick Rose; 28 Nick Jordan

**HOLDER:** 15 Trey Holtz; 38 Mitchell Becker

**SNAPPER (PAT/FG):** 41 Kyle Ashby; 53 Jak Holbrook

**SNAPPER (PUNTS):** 41 Kyle Ashby; 53 Jak Holbrook

## DEFENSE

### STRONG END

NO	PLAYER	CL	HT	WT
1	Shiro Davis (8) (SHY-ro)	Sr.-3L	6-3	256
91	Bryce Cottrell (1) (cuh-TRELL)	Jr.-2L	6-2	253
92	Quincy Vasser	Jr.-TR	6-3	250

### DEFENSIVE TACKLE (NOSE)

99	Desmond Jackson (19)	Sr.-3L	6-1	300
93	Paul Boyette Jr. (2) (boy-EHT)	Jr.-1L	6-2	303
94	Alex Norman	Jr.-SQ	6-2	275

### DEFENSIVE TACKLE

98	Hassan Ridgeway (12)	Jr.-2L	6-3	314
95	Poona Ford (3)	So.-1L	5-11	291
97	Chris Nelson	Fr.-RS	6-1	305

### FOX END

40	Naashon Hughes (12) (NAY-shawn)	So.-1L	6-4	232
90	Charles Omenihu (oh-MEN-ah-hoo)	Fr.-HS	6-5	236
49	Derick Roberson (ROW-bur-son)	Fr.-RS	6-3	238

### STRONGSIDE LINEBACKER

19	Peter Jinkens (16)	Sr.-3L	6-0	230
30	Timothy Cole	Jr.-2L	6-1	235

### MIDDLE LINEBACKER

46	Malik Jefferson (5) (muh-LEAK)	Fr.-HS	6-3	232
44	Breckyn Hager (BRECK-in)	Fr.-HS	6-3	224

### WEAKSIDE LINEBACKER

45	Anthony Wheeler	Fr.-HS	6-2	209
35	Edwin Freeman	Fr.-RS	6-1	236

### CORNERBACK

21	Duke Thomas (28)	Sr.-3L	5-10	178
9	Davante Davis	Fr.-HS	6-2	191
15	Bryson Echols (1)	Jr.-2L	5-10	180
5	Holton Hill (1)	Fr.-HS	6-2	179

### FREE SAFETY

31	Jason Hall (12)	So.-1L	6-2	209
11	P.J. Locke III (LOCK)	Fr.-HS	5-10	191
26	Adrian Colbert (4) (COLE-burt)	Jr.-2L	6-1	210

### STRONG SAFETY

14	Dylan Haines (17)	Jr.-1L	6-1	193
18	Kevin Vaccaro (vuh-CAR-oh)	Jr.-2L	5-8	185

### CORNERBACK

24	John Bonney (4) (BAHN-ee)	Fr.-RS	6-0	188
25	Antwuan Davis (5) (AN-twahn)	So.-1L	5-11	194
2	Kris Boyd	Fr.-HS	6-0	188

### NICKEL

21	Duke Thomas (28)	Sr.-3L	5-10	178
24	John Bonney (4) (BAHN-ee)	Fr.-RS	6-0	188
11	P.J. Locke III	Fr.-HS	5-10	191

### PUNTER

13	Michael Dickson	Fr.-HS	6-3	208
38	Mitchell Becker	So.-SQ	6-2	182

## OFFENSIVE STARTERS GAME-BY-GAME

	WR (H)	WR (Z)	TE (Y)	LT	LG	C	RG	RT	WR (X)	QB	TB
ND	M. Johnson	Burt	Beck	Williams	Flowers	Doyle	Vahe	Perkins	A. Foreman	Swoopes	Gray
RICE	D. Johnson	Burt	Beck	Williams	Flowers	Doyle	Vahe	Perkins	A. Foreman	Heard	Gray
CAL	D. Johnson	Burt	Beck	Williams	Flowers	Doyle	Vahe	Perkins	A. Foreman	Heard	Gray
OSU	D. Johnson	Burt	Beck	Williams	Flowers	Doyle	Vahe	Perkins	A. Foreman	Heard	Gray
TCU	D. Johnson	Burt	Beck	Williams	Flowers	Doyle	Vahe	Hutchins	M. Johnson	Heard	Gray
OU											
KSU											
ISU											
KU											
WV											
TTU											
BAY											

## DEFENSIVE STARTERS GAME-BY-GAME

	DE	DT (NOSE)	DT	FOX END	SLB	MLB	CB	NICKEL	FS	SS	CB
ND	S. Davis	Jackson	Ford	Hughes	Jinkens	Jefferson	Bonney	Thomas	Hall	Haines	A. Davis
RICE	S. Davis	Jackson	Ford	Hughes	Jinkens	Jefferson	Bonney	Thomas	Hall	Haines	A. Davis
CAL	S. Davis	Jackson	Ford	Hughes	Jinkens	Jefferson	Bonney	Thomas	Hall	Haines	A. Davis
OSU	S. Davis	Boyette	Ridgeway	Hughes	Jinkens	Jefferson	Bonney	Thomas	Hall	Haines	A. Davis
TCU	Cottrell	Boyette	Ridgeway	Hughes	Jinkens	Jefferson	Hill	Thomas	Hall	Haines	A. Davis
OU											
KSU											
ISU											
KU											
WV											
TTU											
BAY											

## TEXAS STATS GAME-BY-GAME



	FIRST DOWNS	RUSHING	PASSING	TOTAL	FUMBLES-	PEN-	PUNTS-	PR.-	KR-	POSS.	SCORE BY QUARTERS
	R-P-PN-TOT	ATT-NET	ATT-COMP-INT-YDS	PLYS-YDS	LOST	YDS	AVG.	YDS-TD	YDS	TIME	1 2 3 4 T
ND	2-5-1-8	29-60	8-23-0-103	52-163	0-0	4-50	10-42.3	2-3	6-125	20:50	0 0 3 0 3
RICE	7-4-0-11	28-149	5-10-0-128	38-277	1-1	4-42	5-36.6	4-175-1	2-60	15:58	21 0 21 0 42
CAL	12-13-3-28	52-286	20-31-1-364	83-650	2-1	10-93	3-43.0	0-0	3-26	30:32	7 17 0 20 44
OSU	8-3-0-11	42-171	9-17-1-119	59-290	1-0	16-128	7-40.3	3-26-0	5-100	25:53	6 14 7 0 27
TCU	13-5-2-20	51-191	13-28-0-122	79-313	2-1	4-40	8-41.0	1-0-0	4-64	29:26	0 0 0 7 7
OU											
KSU											
ISU											
KU											
WV											
TTU											
BAY											

## OPPONENT STATS GAME-BY-GAME

	FIRST DOWNS	RUSHING	PASSING	TOTAL	FUMBLES-	PEN-	PUNTS-	PR.-	KR-	POSS.	SCORE BY QUARTERS
	R-P-PN-TOT	ATT-NET	ATT-COMP-INT-YDS	PLYS-YDS	LOST	YDS	AVG.	YDS-TD	YDS	TIME	1 2 3 4 T
ND	14-14-2-30	52-214	19-23-0-313	75-527	2-0	6-39	4-41.2	3- (-1)	1-10	39:10	14 3 14 7 38
RICE	15-14-1-30	58-228	23-38-3-234	96-462	2-2	6-55	5-39.8	0-0	1-45	44:02	0 14 0 14 28
CAL	11-12-3-26	41-280	27-27-0-268	78-548	2-2	6-50	4-33.0	0-0	0-0	29:28	7 17 21 0 45
OSU	4-17-6-27	46-103	24-36-2-292	82-395	1-1	7-40	5-38.8	2-2	0-0	34:07	14 3 7 6 30
TCU	12-18-1-31	42-228	22-38-0-376	80-604	2-0	8-84	6-42.0	1-4	1-26	30:34	30 7 10 3 50
OU											
KSU											
ISU											
KU											
WV											
TTU											
BAY											



Game 1 | Saturday, Sept. 5 | Notre Dame Stadium

 1-0	38	14	3	14	7
 0-1	3	0	0	3	0



Texas vs. Notre Dame put two of the winningest programs in NCAA history against each other

32 | Johnathan Gray  
8 CARRIES | 40 YDS

18 | Tyrone Swoopes  
7-of-22 PASSING | 93 YDS | 10 CARRIES | 17 YDS

46 | Malik Jefferson  
9 TACKLES | 2.5 TFL

**Put the T back in Texas**

- 1 SACK | 9 TFL
- AVERAGED 42.3 YARDS ON PUNTS, 3 PUNTS 50+ YDS
- ALLOWED -1 YDS ON PUNT RETURNS
- DOWNED 2 PUNTS INSIDE THE 20
- 6 PLAYERS WITH 5+ TACKLES

**Texas Inside the Numbers #11/11 Notre Dame**

290	Total Yards	395
171	Rushing Yards	103
119	Passing Yards	292
4-of-16	3rd Down Pct.	9-of-16
14	Pts. Off Turnovers	0

TexasSports.com

@TexasSports

@Longhorn\_FB

**SOUTH BEND, Ind.** — No. 11/11 Notre Dame (1-0) knocked off Texas (0-1) by a 38-3 count Saturday evening before a sellout crowd at Notre Dame Stadium. Saturday's contest marked the first meeting between the two schools in nearly 20 years.



Both teams stalled on their opening drives before Notre Dame got on the board first on its second possession. Notre Dame QB Malik Zaire found Will Fuller down the middle for a 16-yard touchdown to stake the Irish to a 7-0 lead with 6:29 left in the first quarter.

Notre Dame marched 95 yards on its next possession and assumed a 14-0 lead when Josh Adams raced right on a jet sweep and scored from 14 yards out just before the end of the first quarter. The Irish's Justin Yoon connected for a 38-yard field goal with 7:53 remaining in the second quarter to push the Notre Dame lead to 17-0.

Texas made its first foray into Notre Dame territory in the closing minutes of the first half. Tyrone Swoopes, who shared time at quarterback with redshirt freshman Jerrod Heard, dumped a screen pass to Daje Johnson, who scampered 20 yards for a first down to the UT 45.

Swoopes carried for five yards to midfield before an Irish facemask penalty gave Texas the ball at the Notre Dame 35. The Horns settled for a 52-yard field goal attempt, but Nick Rose's kick sailed wide left as time expired in the first half. Rose had converted the kick twice but a pair of Notre Dame timeouts nullified both attempts.

Game 2 | Saturday, Sept. 12 | Darrell K Royal - Texas Memorial Stadium

 1-1	28	0	14	0	14
 1-1	42	21	0	21	0



**#LightTheTower**

In his first career start Jerrod Heard had 120 yards passing and 96 rushing. He also threw 2 TDs.

13 | Jerrod Heard  
4-of-7 PASSING | 120 YDS | 2 TDs | 10 CARRIES | 96 YDS

4 | Daje Johnson  
3 PUNT RET | 119 YDS | 1 TD | 85 YD LONG

1 | John Burt  
1 REC | 69 YDS | 1 TD

**Put the T back in Texas**

- 2 SACKS | 6 TFL | 3 INT | 2 FUMBLE RECOVERIES
- SCHOOL RECORD 175 YARDS ON PUNT RETURNS
- SCORED 2 TDs ON SPECIAL TEAMS & DEFENSE
- FORCED 5 TURNOVERS
- 4 OFFENSIVE PLAYS OF 20+ YDS
- AVG 43.75 YDS ON PUNT RETURNS
- 2-FOR-2 IN THE RED ZONE

**Texas Inside the Numbers Rice**

277	Total Yards	462
149	Rushing Yards	228
128	Passing Yards	234
3-of-8	3rd Down Pct.	14-of-21
7	Pts Off Turnovers	7

TexasSports.com

@TexasSports

@Longhorn\_FB

**AUSTIN, Texas** — Boosted by a school single-game record 175 punt return yards, Texas secured its 16th straight home opening win and 13th consecutive victory over Rice as the Longhorns raced past the Owls on Saturday night at Darrell K. Royal — Texas Memorial Stadium, 42-28.

Senior wide receiver Daje Johnson was at the forefront of the return yardage record, bringing back three punts for 119 yards (39.7 average), including an 85-yard, first quarter scamper.



Freshman quarterback Jerrod Heard certainly made an impact in his first career start on the Forty Acres, throwing for 120 yards and two TDs while also rushing for 96 yards. Senior running back Johnathan Gray and sophomore receiver Armanti Foreman also scored in the first quarter to put Texas up 21-0 after the opening 15 minutes.

After stopping Rice on its opening drive, Texas wasted little time moving down field on its opening possession to nab a quick 7-0 lead via a 32-yard strike from Heard to Foreman. The signal caller also utilized his speed in helping UT on the nine-play, 80-yard drive as a 35-yard run by Heard on third-and-11 helped keep the drive alive.

After a quick three-and-out by Rice, Johnson pounced with his 85-yard punt return. The Pflugerville, Texas, native fielded the punt at his own 15-yard line and weaved his way through a crowd of blockers up the left sideline to pay dirt, expanding Texas' lead to 14-0. The punt return for a score marked the first for a Longhorn since Johnson also raced 85 yards for a TD during a 36-20 Texas victory over Oklahoma back on Oct. 12, 2013.



Game 3 | Saturday, Sept. 12 | Darrell K Royal - Texas Memorial Stadium

 3-0	<b>45</b>	7	17	21	0
 1-2	<b>44</b>	7	17	0	20



Jerrod Heard broke the school record for total offense in a game with 527 (364 pass, 163 rush)

**13 | Jerrod Heard**  
20-of-31 PASSING | 364 YDS | 24 CARRIES | 163 YDS

**4 | Daje Johnson**  
4 REC | 145 YDS | 54 YD LONG

**32 | Johnathan Gray**  
11 CARRIES | 46 YDS | 2 TDs | 71 YDS REC

**Put the T back in Texas**

- 1 SACK | 4 TFL | 2 FUMBLE RECOVERIES
- SCHOOL RECORD 527 TOTAL OFFENSE FOR JERROD HEARD
- 20 UNANSWERED POINTS IN 4TH QUARTER
- 650 YDS TEAM TOTAL OFFENSE TIES FOR 8TH IN SCHOOL HISTORY
- 10 OFFENSIVE PLAYS OF 20+ YDS
- 6-OF-13 ON 3RD DOWNS
- 5-FOR-5 IN THE RED ZONE



**AUSTIN, Texas** – Despite a school single-game total offense record of 527 yards from redshirt freshman quarterback Jerrod Heard, a furious fourth-quarter Texas rally came up just short on Saturday night in front of 91,568 fans at Darrell K Royal-Texas Memorial Stadium, as the Longhorns fell to California, 45-44.



UT had nearly fought its way out of a 21-point fourth quarter hole, with Heard scampering 45 yards for a TD with 1:11 left on the clock, before missing what would have been the game-tying extra point.

Heard was magnificent for the Burnt Orange & White, throwing for 364 yards and rushing for 163 more (three rushing scores) to break the old single-game total offense mark of 506 yards set by Vince Young at Oklahoma State in 2005. The 300-yard passing/100-yard rushing effort also marked the first for Texas since Colt McCoy threw for 304 and rushed for 175 against Texas A&M on Nov. 26, 2009.

Senior wide receiver Daje Johnson set a new career high for receiving yards with five catches for 145 yards, while sophomore running back D'Onta Foreman (47 yards rushing, TD) and senior running back Johnathan Gray (46 yards rushing, two TD's) combined for three rushing scores. Gray also managed a career-high 71 yards receiving on four catches.

The two teams combined for 1,198 total yards with the Longhorns out-gaining the Golden Bears by a 650-548 total. UT's offensive output, on 286 yards rushing and 364 yards passing, proved good enough to rate eighth all-time in program history.

Game 4 | Saturday, Sept. 26 | Darrell K Royal - Texas Memorial Stadium

 3-0 (1-0)	<b>30</b>	14	3	7	6
 1-2 (0-1)	<b>27</b>	6	14	7	0



Hassan Ridgeway returned a fumble 34 yards for a touchdown in the second quarter.

**13 | Jerrod Heard**  
9-of-17 PASSING | 119 YDS | 19 CARRIES | 48 YDS

**18 | Tyrone Swoopes**  
3 CARRIES | 35 YDS | 1 TD

**98 | Hassan Ridgeway**  
6 TACKLES | 1.5 TFL | 1 SACK | 1 FUM RET TD

**Put the T back in Texas**

- 3 SACKS | 8 TFL | 2 INT
- SCORED 14 POINTS OFF TURNOVERS
- 2 DEFENSIVE TOUCHDOWNS
- DOWNED 3 POINTS INSIDE THE 20
- AVERAGED 12 YDS ON PUNT RETURNS
- ALLOWED AVERAGE OF 1 YD ON OKLAHOMA STATE PUNT RETURNS
- 2-FOR-2 IN THE RED ZONE



**AUSTIN, Texas** – Two field goals over the final 1:33 of regulation helped No. 24 Oklahoma State (4-0, 1-0 Big 12 Conference) rally past Texas (1-3, 0-1 Big 12) on Saturday at Darrell K Royal-Texas Memorial Stadium, 30-27.

The Longhorns held a 27-24 lead with 1:33 left on the clock when OSU kicker Ben Grogan drilled a game-tying 41 yarder. With a final chance for a potential game-winning drive, UT went three-and-out and managed only a 10-yard punt off a fumbled snap as the Cowboys took possession at Texas' 18-yard line with 36 ticks left. After just one play, Grogan successfully knocked home a 40-yarder to complete the late comeback.

Oklahoma State out-gained the Horns by a 395-290 count with Texas managing a 171-103 advantage in rushing yards. Redshirt freshman quarterback Jerrod Heard was 9-for-17 passing for 119 yards and rushed for 48 more, while senior running back Johnathan Gray led the Burnt Orange & White on the ground with 55 yards.

UT junior defensive tackle Hassan Ridgeway managed his first career fumble recovery, returning it for a 34-yard TD early in the second quarter, while freshman defensive back Holton Hill returned an interception for a 41-yard score in the third. The occurrence of two defensive touchdowns in the same game marked the first time the Longhorns had accomplished the feat since Oct. 31, 2009, at Oklahoma State.

Game 5 | Saturday, Oct. 3 | Amon G. Carter Stadium



50	30	7	10	3
7	0	0	0	7



D'Onta Foreman had a career-high 18 carries for 112 yards at TCU.

33 | D'Onta Foreman  
18 CARRIES | 112 YDS | 2 REC | 32 YDS

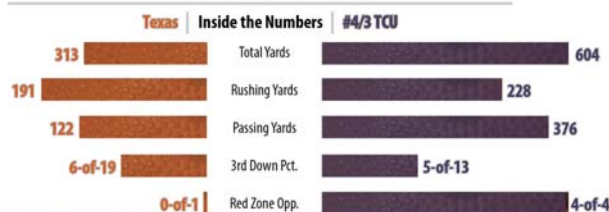
19 | Peter Jinkens  
8 TACKLES | 6 SOLO | 1 TFL

32 | Johnathan Gray  
15 CARRIES | 55 YDS

5 | Holton Hill  
7 TACKLES | 6 SOLO | 1 PBU

18 | Tyrone Swoopes  
5-of-8 PASSING | 74 YDS | 1 TD

44 | Breckyn Hager  
5 TACKLES | 4 SOLO



TexasSports.com

@TexasSports

@Longhorn\_FB

**FORT WORTH, Texas** — No. 4/3 TCU (5-0, 2-0 Big 12) posted a 50-7 win over Texas (1-4, 0-2 Big 12) Saturday afternoon at TCU's Amon Carter Stadium.

Texas forced a three-and-out on TCU's first possession, but on the Longhorns' ensuing possession, TCU recovered a Daje Johnson fumble and took over at the Texas 45.

Four plays later, TCU quarterback Trevone Boykin found KaVontae Turpin for a 13-yard score to stake the Horned Frogs to a 7-0 lead. Michael Dickson lined up for a Texas punt after the Horns' next possession, but the snap sailed over his head and into the end zone. Texas recovered the ball, but the play resulted in a safety and two points for TCU.

The Horned Frogs stretched their lead to 16-0 when Boykin found Josh Doctson for a 15-yard touchdown with 9:48 remaining in the first quarter. Texas and TCU traded punts before Boykin found Turpin again for a 49-yard touchdown that pushed the Horned Frogs lead to 23-0. TCU assumed a 30-0 lead behind a 29-yard halfback pass from Shaun Nixon to Doctson with 26 seconds remaining in the first quarter.

Texas advanced deep into TCU territory on a pair of first-half drives but failed to convert either into points. Running back D'Onta Foreman led off the first drive with a 15-yard run and gave Texas a fresh set of downs on the next series with three yards on third down. Quarterback Jerrod Heard found Foreman for 22 yards to the TCU 22, but the possession ended with an errant 39-yard field goal attempt from Nick Rose.

**2015 University of Texas Football**  
**Texas Game Results (as of Oct 04, 2015)**  
**All games**

<b>Date</b>	<b>Opponent</b>		<b>Score</b>	<b>Overall</b>	<b>Conference</b>	<b>Time</b>	<b>Attend</b>
Sep 05, 2015	at #11 Notre Dame	L	3-38	0-1	0-0	3:11	80795
Sep 12, 2015	RICE	W	42-28	1-1	0-0	3:05	86458
Sep 19, 2015	CALIFORNIA	L	44-45	1-2	0-0	3:53	91568
* Sep 26, 2015	#24 OKLAHOMA STATE	L	27-30	1-3	0-1	3:39	87073
* Oct 03, 2015	at #3 TCU	L	7-50	1-4	0-2	3:30	48694



**2015 University of Texas Football**  
**Texas Overall Team Statistics (as of Oct 03, 2015)**  
**All games**

<b>Team Statistics</b>	<b>UT</b>	<b>OPP</b>
SCORING	123	191
Points Per Game	24.6	38.2
Points Off Turnovers	31	24
FIRST DOWNS	78	144
Rushing	42	56
Passing	30	75
Penalty	6	13
RUSHING YARDAGE	857	1053
Yards gained rushing	1057	1207
Yards lost rushing	200	154
Rushing Attempts	202	239
Average Per Rush	4.2	4.4
Average Per Game	171.4	210.6
TDs Rushing	9	8
PASSING YARDAGE	836	1483
Comp-Att-Int	55-109-2	115-172-5
Average Per Pass	7.7	8.6
Average Per Catch	15.2	12.9
Average Per Game	167.2	296.6
TDs Passing	3	16
TOTAL OFFENSE	1693	2536
Total Plays	311	411
Average Per Play	5.4	6.2
Average Per Game	338.6	507.2
KICK RETURNS: #-Yards	20-375	3-82
PUNT RETURNS: #-Yards	10-214	6-5
INT RETURNS: #-Yards	5-136	2-22
KICK RETURN AVERAGE	18.8	27.3
PUNT RETURN AVERAGE	21.4	0.8
INT RETURN AVERAGE	27.2	11.0
FUMBLES-LOST	6-3	9-5
PENALTIES-Yards	38-353	33-268
Average Per Game	70.6	53.6
PUNTS-Yards	33-1329	24-942
Average Per Punt	40.3	39.2
Net punt average	38.9	28.7
KICKOFFS-Yards	25-1550	35-2094
Average Per Kick	62.0	59.8
Net kick average	38.7	41.3
TIME OF POSSESSION/Game	24:32	35:28
3RD-DOWN Conversions	21/69	41/78
3rd-Down Pct	30%	53%
4TH-DOWN Conversions	3/8	3/3
4th-Down Pct	38%	100%
SACKS BY-Yards	7-73	17-124
MISC YARDS	0	0
TOUCHDOWNS SCORED	16	24
FIELD GOALS-ATTEMPTS	4-7	7-9
ON-SIDE KICKS	0-1	1-1
RED-ZONE SCORES	(9-10) 90%	(23-25) 92%
RED-ZONE TOUCHDOWNS	(7-10) 70%	(17-25) 68%
PAT-ATTEMPTS	(15-16) 94%	(24-24) 100%
ATTENDANCE	265099	129489
Games/Avg Per Game	3/88366	2/64744
Neutral Site Games		0/0

<b>Score by Quarters</b>	<b>1st</b>	<b>2nd</b>	<b>3rd</b>	<b>4th</b>	<b>OT</b>	<b>Total</b>
Texas	34	31	31	27	0	123
Opponents	65	44	52	30	0	191

**2015 University of Texas Football**  
**Texas Overall Individual Statistics (as of Oct 03, 2015)**  
**All games**

<b>Rushing</b>	<b>gp</b>	<b>att</b>	<b>gain</b>	<b>loss</b>	<b>net</b>	<b>avg</b>	<b>td</b>	<b>lg</b>	<b>avg/g</b>
Heard, Jerrod	5	67	443	125	318	4.7	3	45	63.6
Foreman, D'Onta	5	44	226	15	211	4.8	2	27	42.2
Gray, Johnathan	5	53	214	10	204	3.8	3	42	40.8
Swoopes, Tyrone	4	19	105	20	85	4.5	1	16	21.2
Warren III, Chris	3	10	33	0	33	3.3	0	9	11.0
Johnson, Daje	5	5	25	6	19	3.8	0	9	3.8
McNeal, DeAndre	5	1	9	0	9	9.0	0	9	1.8
Foreman, Armanti	5	2	2	0	2	1.0	0	2	0.4
TEAM	4	1	0	24	-24	-24.0	0	0	-6.0
Total	5	202	1057	200	857	4.2	9	45	171.4
Opponents	5	239	1207	154	1053	4.4	8	74	210.6

<b>Passing</b>	<b>gp</b>	<b>effic</b>	<b>comp-att-int</b>	<b>pct</b>	<b>yds</b>	<b>td</b>	<b>lg</b>	<b>avg/g</b>
Heard, Jerrod	5	131.74	42-76-2	55.3	661	2	69	132.2
Swoopes, Tyrone	4	93.94	13-33-0	39.4	175	1	48	43.8
Total	5	120.30	55-109-2	50.5	836	3	69	167.2
Opponents	5	164.17	115-172-5	66.9	1483	16	66	296.6

<b>Receiving</b>	<b>gp</b>	<b>no.</b>	<b>yds</b>	<b>avg</b>	<b>td</b>	<b>lg</b>	<b>avg/g</b>
Johnson, Daje	5	14	201	14.4	0	54	40.2
Foreman, Armanti	5	10	142	14.2	1	38	28.4
Burt, John	5	9	222	24.7	1	69	44.4
Gray, Johnathan	5	5	79	15.8	0	26	15.8
Johnson, Marcus	3	5	61	12.2	0	47	20.3
Foreman, D'Onta	5	4	52	13.0	0	22	10.4
Bluiett, Caleb	5	2	37	18.5	0	29	7.4
Warrick, Jacorey	4	2	-7	-3.5	0	0	-1.8
Joe, Lorenzo	5	1	21	21.0	1	21	4.2
De La Torre, Alex	5	1	13	13.0	0	13	2.6
Beck, Andrew	5	1	10	10.0	0	10	2.0
Newsome, Ryan	3	1	5	5.0	0	5	1.7
Total	5	55	836	15.2	3	69	167.2
Opponents	5	115	1483	12.9	16	66	296.6

<b>Punt Returns</b>	<b>no.</b>	<b>yds</b>	<b>avg</b>	<b>td</b>	<b>lg</b>
Johnson, Daje	9	158	17.6	1	85
Thomas, Duke	1	56	56.0	0	56
Total	10	214	21.4	1	85
Opponents	6	5	0.8	0	8

<b>Interceptions</b>	<b>no.</b>	<b>yds</b>	<b>avg</b>	<b>td</b>	<b>lg</b>
Haines, Dylan	2	50	25.0	0	29
Hall, Jason	1	35	35.0	0	31
Hill, Holton	1	41	41.0	1	41
Hager, Breckyn	1	10	10.0	0	10
Total	5	136	27.2	1	41
Opponents	2	22	11.0	0	22

<b>Kick Returns</b>	<b>no.</b>	<b>yds</b>	<b>avg</b>	<b>td</b>	<b>lg</b>
Johnson, Daje	8	196	24.5	0	35
Boyd, Kris	3	52	17.3	0	19
Newsome, Ryan	2	41	20.5	0	23
Gray, Johnathan	2	18	9.0	0	13
Thomas, Duke	2	23	11.5	0	24
Foreman, D'Onta	1	25	25.0	0	25
Beck, Andrew	1	8	8.0	0	8
Warrick, Jacorey	1	12	12.0	0	12
Total	20	375	18.8	0	35
Opponents	3	82	27.3	0	46

<b>Fumble Returns</b>	<b>no.</b>	<b>yds</b>	<b>avg</b>	<b>td</b>	<b>lg</b>
Ridgeway, Hassan	1	34	34.0	1	34
Jefferson, Malik	1	26	26.0	1	26
Jackson, Desmond	1	7	7.0	0	7
Total	3	67	22.3	2	34
Opponents	0	0	0.0	0	0

**2015 University of Texas Football**  
**Texas Overall Individual Statistics (as of Oct 03, 2015)**  
**All games**

Scoring	td	fg	PAT				dxp	saf	pts
			kick	rush	rcv	pass			
Rose, Nick	-	4-7	15-16	-	-	-	-	-	27
Heard, Jerrod	3	-	-	-	-	-	-	-	18
Gray, Johnathan	3	-	-	-	-	-	-	-	18
Foreman, D'Onta	2	-	-	-	-	-	-	-	12
Burt, John	1	-	-	-	-	-	-	-	6
Foreman, Armanti	1	-	-	-	-	-	-	-	6
Swoopes, Tyrone	1	-	-	-	-	-	-	-	6
Johnson, Daje	1	-	-	-	-	-	-	-	6
Joe, Lorenzo	1	-	-	-	-	-	-	-	6
Hill, Holton	1	-	-	-	-	-	-	-	6
Jefferson, Malik	1	-	-	-	-	-	-	-	6
Ridgeway, Hassan	1	-	-	-	-	-	-	-	6
Total	16	4-7	15-16	-	-	-	-	-	123
Opponents	24	7-9	24-24	-	-	-	-	1	191

Total Offense	g	plays	rush	pass	total	avg/g
Heard, Jerrod	5	143	318	661	979	195.8
Swoopes, Tyrone	4	52	85	175	260	65.0
Foreman, D'Onta	5	44	211	0	211	42.2
Gray, Johnathan	5	53	204	0	204	40.8
Warren III, Chris	3	10	33	0	33	11.0
Johnson, Daje	5	5	19	0	19	3.8
McNeal, DeAndre	5	1	9	0	9	1.8
Foreman, Armanti	5	2	2	0	2	0.4
TEAM	4	1	-24	0	-24	-6.0
Total	5	311	857	836	1693	338.6
Opponents	5	411	1053	1483	2536	507.2

Field Goals	fg	pct.	01-19	20-29	30-39	40-49	50-99	lg	blk
Rose, Nick	4-7	57.1	0-0	1-1	0-1	3-4	0-1	46	0

FG Sequence	Texas	Opponents
Notre Dame	52,(41)	(38),45
RICE	-	-
California	(27)	44,(34)
Oklahoma State	(41),(46)	(34),(41),(40)
TCU	39,40	(23),(41)

Punting	no.	yds	avg	lg	tb	fc	i20	50+	blk
Dickson, Michael	33	1329	40.3	59	2	15	9	9	0
Total	33	1329	40.3	59	2	15	9	9	0
Opponents	24	942	39.2	50	2	2	12	1	0

Kickoffs	no.	yds	avg	tb	ob	retn	net	ydln
Rose, Nick	25	1550	62.0	20	2			
Total	25	1550	62.0	20	2	27.3	38.7	26
Opponents	35	2094	59.8	11	2	18.8	41.3	23

Numbers in (parentheses) indicate field goal was made.

**2015 University of Texas Football**  
**Texas Overall Individual Statistics (as of Oct 03, 2015)**  
**All games**

<u>All Purpose</u>	<u>g</u>	<u>rush</u>	<u>rcv</u>	<u>pr</u>	<u>kr</u>	<u>ir</u>	<u>total</u>	<u>avg/g</u>
Johnson, Daje	5	19	201	158	196	0	574	114.8
Heard, Jerrod	5	318	0	0	0	0	318	63.6
Gray, Johnathan	5	204	79	0	18	0	301	60.2
Foreman, D'Ont	5	211	52	0	25	0	288	57.6
Burt, John	5	0	222	0	0	0	222	44.4
Foreman, Arman	5	2	142	0	0	0	144	28.8
Swoopes, Tyron	4	85	0	0	0	0	85	21.2
Thomas, Duke	5	0	0	56	23	0	79	15.8
Johnson, Marcu	3	0	61	0	0	0	61	20.3
Boyd, Kris	5	0	0	0	52	0	52	10.4
Haines, Dylan	5	0	0	0	0	50	50	10.0
Newsome, Ryan	3	0	5	0	41	0	46	15.3
Hill, Holton	5	0	0	0	0	41	41	8.2
Bluiett, Caleb	5	0	37	0	0	0	37	7.4
Hall, Jason	5	0	0	0	0	35	35	7.0
Warren III, Chris	3	33	0	0	0	0	33	11.0
Joe, Lorenzo	5	0	21	0	0	0	21	4.2
Beck, Andrew	5	0	10	0	8	0	18	3.6
De La Torre, Ale	5	0	13	0	0	0	13	2.6
Hager, Breckyn	5	0	0	0	0	10	10	2.0
McNeal, DeAndr	5	9	0	0	0	0	9	1.8
Warrick, Jacorey	4	0	-7	0	12	0	5	1.2
TEAM	4	-24	0	0	0	0	-24	-6.0
Total	5	857	836	214	375	136	2418	483.6
Opponents	5	1053	1483	5	82	22	2645	529.0



**2015 University of Texas Football**  
**Texas Overall Defensive Statistics (as of Oct 03, 2015)**  
**All games**

#	Defensive Leaders	gp	Tackles				Sacks no-yds	Pass defense			Fumbles rcv-yds	ff	blkd	
			ua	a	tot	tfl/yds		int-yds	brup	qbh			kick	saf
19	Jinkens, Peter	5	23	17	40	4.0-17	1.0-12	.	.	3	.	.	.	.
46	Jefferson, Malik	5	18	13	31	3.5-10	.	.	2	5	1-26	.	.	.
21	Thomas, Duke	5	19	8	27	3.0-12	.	.	2	.	.	.	.	.
14	Haines, Dylan	5	19	4	23	1.0-14	1.0-14	2-50	1	.	.	.	.	.
98	Ridgeway, Hassan	5	14	5	19	3.5-12	1.0-7	.	.	1	1-34	.	.	.
40	Hughes, Naashon	5	14	5	19	3.0-11	1.0-9	.	.	3	.	.	.	.
95	Ford, Poona	5	11	6	17	3.5-8	.	.	1	.	.	.	.	.
1D	Davis, Shiro	4	9	7	16	2.5-20	1.0-14	.	.	.	.	1	.	.
99	Jackson, Desmond	5	9	7	16	0.5-0	.	.	.	.	1-7	.	.	.
5	Hill, Holton	5	13	1	14	.	.	1-41	2	.	.	.	.	.
1K	Vaccaro, Kevin	5	10	4	14	.	.	.	1	.	.	1	.	.
2	Boyd, Kris	5	6	7	13	.	.	.	.	.	.	1	.	.
31	Hall, Jason	5	6	7	13	0.5-1	.	1-35	.	.	.	.	.	.
91	Cottrell, Bryce	5	6	7	13	.	.	.	.	2	.	.	.	.
24	Bonney, John	5	11	1	12	.	.	.	1	.	.	.	.	.
93	Boyette Jr., Paul	5	7	4	11	.	.	.	.	.	1-0	.	.	.
2D	Davis, Antwuan	5	6	2	8	.	.	.	1	.	1-0	.	.	.
44	Hager, Breckyn	5	6	2	8	.	.	1-10	.	.	.	.	.	.
45	Wheeler, Anthony	5	3	4	7	.	.	.	.	.	.	.	.	.
35	Freeman, Edwin	3	5	2	7	2.0-5	.	.	.	.	.	1	.	.
30	Cole, Timothy	4	5	1	6	1.0-8	1.0-8	.	.	1	.	.	.	.
90	Omenihu, Char	5	4	2	6	.	.	.	.	.	.	1	.	.
1L	Locke III, P.J.	4	3	2	5	.	.	.	1	.	.	.	.	.
92	Vasser, Quincy	2	3	2	5	.	.	.	.	.	.	.	.	.
9	Davis, Davante	5	1	3	4	.	.	.	.	.	.	.	.	.
15	Echols, Bryson	2	1	1	2	.	.	.	.	.	.	.	.	.
96	McMillon, Jake	4	1	1	2	.	.	.	.	.	.	.	.	.
36	De La Torre, Alex	5	1	.	1	.	.	.	.	.	.	.	.	.
97	Nelson, Chris	3	1	.	1	1.0-9	1.0-9	.	.	.	.	.	.	.
32	Gray, Johnathan	5	1	.	1	.	.	.	.	.	.	.	.	.
42	Bluiett, Caleb	5	.	1	1	.	.	.	.	.	.	.	.	.
88	Templin, Ty	2	1	.	1	.	.	.	.	.	.	.	.	.
11	Warrick, Jacorey	4	1	.	1	.	.	.	.	.	.	.	.	.
8	Leonard, Dorian	5	1	.	1	.	.	.	.	.	.	.	.	.
49	Roberson, Derick	4	.	.	.	.	.	.	.	1	.	.	.	.
Total		5	239	126	365	29-127	7-73	5-136	12	16	5-67	5	.	.
Opponents		5	193	120	313	37-168	17-124	2-22	8	15	3-0	3	.	1

# 2015 University of Texas Football

## Texas Team Game-by-Game (as of Oct 04, 2015)

### All games

#### TEAM STATISTICS

Date	Opponent	Rushing				Receiving				Passing				Kick Returns				Punt Returns				tot off
		no.	yds	td	lg	no.	yds	td	lg	cmp-att-int	yds	td	lg	no.	yds	td	lg	no.	yds	td	lg	
Sep 05	at Notre Dame	29	60	0	11	8	103	0	48	8-23-0	103	0	48	6	125	0	24	2	3	0	3	163
Sep 12	RICE	28	149	2	35	5	128	2	69	5-10-0	128	2	69	2	60	0	35	4	175	1	85	277
Sep 19	CALIFORNIA	52	286	6	45	20	364	0	54	20-31-1	364	0	54	3	26	0	13	0	0	0	0	650
Sep 26	OKLAHOMA STATE	42	171	1	42	9	119	0	47	9-17-1	119	0	47	5	100	0	26	3	36	0	23	290
Oct 03	at TCU	51	191	0	17	13	122	1	36	13-28-0	122	1	36	4	64	0	19	1	0	0	0	313
		202	857	9	45	55	836	3	69	55-109-2	836	3	69	20	375	0	35	10	214	1	85	1693
Opponents		239	1053	8	74	115	1483	16	66	115-172-5	1483	16	66	3	82	0	46	6	5	0	8	2536

Games played: 5

Avg per rush: 4.2

Avg per catch: 15.2

Pass efficiency: 120.30

Kick ret avg: 18.8

Punt ret avg: 21.4

All purpose avg/game: 483.6

Total offense avg/gm: 338.6

Date	Opponent	Tackles				Sacks		Fumble		Pass Defense			blkd	PAT Attempts			off		
		ua	a	total	tfl-yds	no-yds	ff	fr-yds		int-yds	qbh	brup	kick	kick	rush	rcv	saf	t/o	pts
Sep 05	at Notre Dame	41	36	77	9.0-39	1.0-12	1	0-0		0-0	2	0	0	0-0	0	0	0	0	3
Sep 12	RICE	59	24	83	6.0-31	2.0-23	1	2-26		3-66	5	0	0	6-6	0	0	0	7	42
Sep 19	CALIFORNIA	47	18	65	4.0-21	1.0-14	2	2-7		0-0	3	2	0	5-6	0	0	0	10	44
Sep 26	OKLAHOMA STATE	53	26	79	8.0-32	3.0-24	0	1-34		2-70	3	3	0	3-3	0	0	0	14	27
Oct 03	at TCU	39	22	61	2.0-4	0.0-0	1	0-0		0-0	3	7	0	1-1	0	0	0	0	7
		239	126	365	29.0-127	7.0-73	5	5-67		5-136	16	12	0	15-16	0	0	0	31	123
Opponents		193	120	313	37.0-168	17.0-124	3	3-0		2-22	15	8	0	24-24	0	0	1	24	191

		Punting									Field Goals			Kickoffs				
Date	Opponent	no.	yds	avg	long	blkd	tb	fc	50+	i20	md-att	long	blkd	no.	yds	avg	tb	ob
Sep 05	at Notre Dame	10	423	42.3	56	0	0	3	3	2	1-2	41	0	2	130	65.0	1	0
Sep 12	RICE	5	183	36.6	59	0	0	2	1	3	0-0	0	0	7	440	62.9	6	0
Sep 19	CALIFORNIA	3	129	43.0	50	0	1	2	1	1	1-1	27	0	7	407	58.1	6	1
Sep 26	OKLAHOMA STATE	7	266	38.0	58	0	0	3	3	3	2-2	46	0	6	390	65.0	6	0
Oct 03	at TCU	8	328	41.0	57	0	1	5	1	0	0-2	0	0	3	183	61.0	1	1
		33	1329	40.3	59	0	2	15	9	9	4-7	46	0	25	1550	62.0	20	2
Opponents		24	942	39.2	50	0	2	2	1	12	7-9	41	0	35	2094	59.8	11	2

**2015 University of Texas Football**  
**Texas Opponent Game-by-Game (as of Oct 04, 2015)**  
**All games**

**OPPONENT STATISTICS**

Date	Opponent	Rushing				Receiving				Passing				Kick Returns				Punt Returns				tot off
		no.	yds	td	lg	no.	yds	td	lg	cmp-att-int	yds	td	lg	no.	yds	td	lg	no.	yds	td	lg	
Sep 05	at Notre Dame	52	214	2	25	19	313	3	66	19-23-0	313	3	66	1	10	0	10	3	-1	0	5	527
Sep 12	RICE	58	228	2	22	23	234	2	25	23-38-3	234	2	25	1	46	0	46	0	0	0	0	462
Sep 19	CALIFORNIA	41	280	3	74	27	268	3	24	27-37-0	268	3	24	0	0	0	0	0	0	0	0	548
Sep 26	OKLAHOMA STATE	46	103	1	16	24	292	2	31	24-36-2	292	2	31	0	0	0	0	2	2	0	8	395
Oct 03	at TCU	42	228	0	24	22	376	6	50	22-38-0	376	6	50	1	26	0	26	1	4	0	0	604
		239	1053	8	74	115	1483	16	66	115-172-5	1483	16	66	3	82	0	46	6	5	0	8	2536
Texas		202	857	9	45	55	836	3	69	55-109-2	836	3	69	20	375	0	35	10	214	1	85	1693

Games played: 5

Avg per rush: 4.4

Avg per catch: 12.9

Pass efficiency: 164.17

Kick ret avg: 27.3

Punt ret avg: 0.8

All purpose avg/game: 529.0

Total offense avg/gm: 507.2

Date	Opponent	Tackles				Sacks		Fumble		Pass Defense			blkd	PAT Attempts			off		
		ua	a	total	tfl-yds	no-yds	ff	fr-yds		int-yds	qbh	brup	kick	kick	rush	rcv	saf	t/o	pts
Sep 05	at Notre Dame	26	30	56	7.0-40	4.0-31	0	0-0		0-0	8	2	0	5-5	0	0	0	0	38
Sep 12	RICE	31	6	37	5.0-13	1.0-3	1	1-0		0-0	2	1	0	4-4	0	0	0	7	28
Sep 19	CALIFORNIA	52	16	68	5.0-20	2.0-13	1	1-0		1-22	2	1	0	6-6	0	0	0	10	45
Sep 26	OKLAHOMA STATE	45	20	65	12.0-62	7.0-54	0	0-0		1-0	0	1	0	3-3	0	0	0	0	30
Oct 03	at TCU	39	48	87	8.0-33	3.0-23	1	1-0		0-0	3	3	0	6-6	0	0	1	7	50
		193	120	313	37.0-168	17.0-124	3	3-0		2-22	15	8	0	24-24	0	0	1	24	191
Texas		239	126	365	29.0-127	7.0-73	5	5-67		5-136	16	12	0	15-16	0	0	0	31	123

		Punting									Field Goals			Kickoffs				
Date	Opponent	no.	yds	avg	long	blkd	tb	fc	50+	i20	md-att	long	blkd	no.	yds	avg	tb	ob
Sep 05	at Notre Dame	4	165	41.2	50	0	1	1	1	3	1-2	38	0	7	426	60.9	0	1
Sep 12	RICE	5	199	39.8	47	0	0	0	0	0	0-0	0	0	4	250	62.5	1	1
Sep 19	CALIFORNIA	4	132	33.0	45	0	0	0	0	2	1-2	34	0	8	417	52.1	3	0
Sep 26	OKLAHOMA STATE	5	194	38.8	44	0	1	0	0	2	3-3	41	0	7	428	61.1	2	0
Oct 03	at TCU	6	252	42.0	48	0	0	1	0	5	2-2	41	0	9	573	63.7	5	0
		24	942	39.2	50	0	2	2	1	12	7-9	41	0	35	2094	59.8	11	2
Texas		33	1329	40.3	59	0	2	15	9	9	4-7	46	0	25	1550	62.0	20	2

**2015 University of Texas Football  
Texas Game Superlatives (as of Oct 03, 2015)  
All games**

**INDIVIDUAL GAME HIGHS**

Rushes	24	Heard, Jerrod vs California (Sep 19, 2015)
Yards Rushing	163	Heard, Jerrod vs California (Sep 19, 2015)
TD Rushes	3	Heard, Jerrod vs California (Sep 19, 2015)
Long Rush	45	Heard, Jerrod vs California (Sep 19, 2015)
Pass attempts	31	Heard, Jerrod vs California (Sep 19, 2015)
Pass completions	20	Heard, Jerrod vs California (Sep 19, 2015)
Yards Passing	364	Heard, Jerrod vs California (Sep 19, 2015)
TD Passes	2	Heard, Jerrod vs RICE (Sep 12, 2015)
Long Pass	69	Heard, Jerrod vs RICE (Sep 12, 2015)
Receptions	6	Johnson, Daje at Notre Dame (Sep 05, 2015)
Yards Receiving	145	Johnson, Daje vs California (Sep 19, 2015)
TD Receptions	1	Foreman, Armanti vs RICE (Sep 12, 2015)
	1	Burt, John vs RICE (Sep 12, 2015)
	1	Joe, Lorenzo at TCU (Oct 03, 2015)
Long Reception	69	Burt, John vs RICE (Sep 12, 2015)
Field Goals	2	Rose, Nick vs Oklahoma State (Sep 26, 2015)
Long Field Goal	46	Rose, Nick vs Oklahoma State (Sep 26, 2015)
Punts	10	Dickson, Michael at Notre Dame (Sep 05, 2015)
Punting Avg	43.0	Dickson, Michael vs California (Sep 19, 2015)
Long Punt	59	Dickson, Michael vs RICE (Sep 12, 2015)
Punts inside 20	3	Dickson, Michael vs RICE (Sep 12, 2015)
	3	Dickson, Michael vs Oklahoma State (Sep 26, 2015)
Long Punt Return	85	Johnson, Daje vs RICE (Sep 12, 2015)
Long Kickoff Return	35	Johnson, Daje vs RICE (Sep 12, 2015)
Tackles	10	Jinkens, Peter at Notre Dame (Sep 05, 2015)
Sacks	1.0	Jinkens, Peter at Notre Dame (Sep 05, 2015)
	1.0	Haines, Dylan vs RICE (Sep 12, 2015)
	1.0	Nelson, Chris vs RICE (Sep 12, 2015)
	1.0	Davis, Shiro vs California (Sep 19, 2015)
	1.0	Cole, Timothy vs Oklahoma State (Sep 26, 2015)
	1.0	Hughes, Naashon vs Oklahoma State (Sep 26, 2015)
	1.0	Ridgeway, Hassan vs Oklahoma State (Sep 26, 2015)
Tackles For Loss	2.5	Jefferson, Malik at Notre Dame (Sep 05, 2015)
Interceptions	1	Haines, Dylan vs RICE (Sep 12, 2015)
	1	Hall, Jason vs RICE (Sep 12, 2015)
	1	Hager, Breckyn vs RICE (Sep 12, 2015)
	1	Hill, Holton vs Oklahoma State (Sep 26, 2015)
	1	Haines, Dylan vs Oklahoma State (Sep 26, 2015)

**2015 University of Texas Football  
Texas Game Superlatives (as of Oct 03, 2015)  
All games**

**TEAM GAME HIGHS**

Rushes	52	vs California (Sep 19, 2015)
Yards Rushing	286	vs California (Sep 19, 2015)
Yards Per Rush	5.5	vs California (Sep 19, 2015)
TD Rushes	6	vs California (Sep 19, 2015)
Pass attempts	31	vs California (Sep 19, 2015)
Pass completions	20	vs California (Sep 19, 2015)
Yards Passing	364	vs California (Sep 19, 2015)
Yards Per Pass	12.8	vs RICE (Sep 12, 2015)
TD Passes	2	vs RICE (Sep 12, 2015)
Total Plays	83	vs California (Sep 19, 2015)
Total Offense	650	vs California (Sep 19, 2015)
Yards Per Play	7.8	vs California (Sep 19, 2015)
Points	44	vs California (Sep 19, 2015)
Sacks By	3	vs Oklahoma State (Sep 26, 2015)
First Downs	28	vs California (Sep 19, 2015)
Penalties	16	vs Oklahoma State (Sep 26, 2015)
Penalty Yards	128	vs Oklahoma State (Sep 26, 2015)
Turnovers	2	vs California (Sep 19, 2015)
Interceptions By	3	vs RICE (Sep 12, 2015)
Punts	10	at Notre Dame (Sep 05, 2015)
Punting Avg	43.0	vs California (Sep 19, 2015)
Long Punt	59	vs RICE (Sep 12, 2015)
Punts inside 20	3	vs RICE (Sep 12, 2015)
	3	vs Oklahoma State (Sep 26, 2015)
Long Punt Return	85	vs RICE (Sep 12, 2015)



**2015 University of Texas Football**  
**Texas Game Superlatives (as of Oct 03, 2015)**  
**All games**

**OPPONENT INDIVIDUAL GAME HIGHS**

Rushes	25	STEWART, Samuel, vs RICE (Sep 12, 2015)
Yards Rushing	164	Muhammad, Khalf, vs California (Sep 19, 2015)
TD Rushes	2	ADAMS, Josh, at Notre Dame (Sep 05, 2015)
	2	STEWART, Samuel, vs RICE (Sep 12, 2015)
	2	Enwere, Vic, vs California (Sep 19, 2015)
Long Rush	74	Muhammad, Khalf, vs California (Sep 19, 2015)
Pass attempts	37	Goff, Jared, vs California (Sep 19, 2015)
Pass completions	27	Goff, Jared, vs California (Sep 19, 2015)
Yards Passing	332	Boykin, Trevone, at TCU (Oct 03, 2015)
TD Passes	5	Boykin, Trevone, at TCU (Oct 03, 2015)
Long Pass	66	ZAIRE, Malik, at Notre Dame (Sep 05, 2015)
Receptions	8	PARKS, Dennis, vs RICE (Sep 12, 2015)
Yards Receiving	142	FULLER, Will, at Notre Dame (Sep 05, 2015)
TD Receptions	4	Turpin, K., at TCU (Oct 03, 2015)
Long Reception	66	FULLER, Will, at Notre Dame (Sep 05, 2015)
Field Goals	3	Grogan, Ben, vs Oklahoma State (Sep 26, 2015)
Long Field Goal	41	Grogan, Ben, vs Oklahoma State (Sep 26, 2015)
	41	Oberkrom, Jaden, at TCU (Oct 03, 2015)
Punts	6	Perry, Ethan, at TCU (Oct 03, 2015)
Punting Avg	42.0	Perry, Ethan, at TCU (Oct 03, 2015)
Long Punt	50	NEWSOME, Tyler, at Notre Dame (Sep 05, 2015)
Punts inside 20	5	Perry, Ethan, at TCU (Oct 03, 2015)
Long Punt Return	8	McCleskey, Jalen, vs Oklahoma State (Sep 26, 2015)
Long Kickoff Return	46	STEWART, Samuel, vs RICE (Sep 12, 2015)
Tackles	13	Wilson, Montrel, at TCU (Oct 03, 2015)
Sacks	2.0	Ogbah, Emmanuel, vs Oklahoma State (Sep 26, 2015)
Tackles For Loss	2.5	Ogbah, Emmanuel, vs Oklahoma State (Sep 26, 2015)
Interceptions	1	Jefferson, Jale, vs California (Sep 19, 2015)
	1	Jacobs, Seth, vs Oklahoma State (Sep 26, 2015)

**2015 University of Texas Football  
Texas Game Superlatives (as of Oct 03, 2015)  
All games**

**OPPONENT TEAM GAME HIGHS**

Rushes	58	vs RICE (Sep 12, 2015)
Yards Rushing	280	vs California (Sep 19, 2015)
Yards Per Rush	6.8	vs California (Sep 19, 2015)
TD Rushes	3	vs California (Sep 19, 2015)
Pass attempts	38	vs RICE (Sep 12, 2015)
	38	at TCU (Oct 03, 2015)
Pass completions	27	vs California (Sep 19, 2015)
Yards Passing	376	at TCU (Oct 03, 2015)
Yards Per Pass	13.6	at Notre Dame (Sep 05, 2015)
TD Passes	6	at TCU (Oct 03, 2015)
Total Plays	96	vs RICE (Sep 12, 2015)
Total Offense	604	at TCU (Oct 03, 2015)
Yards Per Play	7.6	at TCU (Oct 03, 2015)
Points	50	at TCU (Oct 03, 2015)
Sacks By	7	vs Oklahoma State (Sep 26, 2015)
First Downs	31	at TCU (Oct 03, 2015)
Penalties	8	at TCU (Oct 03, 2015)
Penalty Yards	84	at TCU (Oct 03, 2015)
Turnovers	5	vs RICE (Sep 12, 2015)
Interceptions By	1	vs California (Sep 19, 2015)
	1	vs Oklahoma State (Sep 26, 2015)
Punts	6	at TCU (Oct 03, 2015)
Punting Avg	42.0	at TCU (Oct 03, 2015)
Long Punt	50	at Notre Dame (Sep 05, 2015)
Punts inside 20	5	at TCU (Oct 03, 2015)
Long Punt Return	8	vs Oklahoma State (Sep 26, 2015)

**2015 University of Texas Football**  
**Texas By-Quarter Statistics (as of Oct 03, 2015)**  
**All games**

**3rd-Down Conversions**

Date	Opponent	Score	Overall	1st Qtr	2nd Qtr	3rd Qtr	4th Qtr	Overtime
Sep 05, 2015	at Notre Dame	L 3-38	2-13 15.4	0-2 0.0	1-5 20.0	0-3 0.0	1-3 33.3	
Sep 12, 2015	RICE	W 42-28	3-8 37.5	2-2 100.0	0-2 0.0	0-2 0.0	1-2 50.0	
Sep 19, 2015	CALIFORNIA	L 44-45	6-13 46.2	2-3 66.7	1-3 33.3	1-3 33.3	2-4 50.0	
Sep 26, 2015	OKLAHOMA STATE	L 27-30	4-16 25.0	2-5 40.0	1-3 33.3	1-4 25.0	0-4 0.0	
Oct 03, 2015	at TCU	L 7-50	6-19 31.6	0-4 0.0	5-9 55.6	1-4 25.0	0-2 0.0	
	Texas		21-69 30.4	6-16 37.5	8-22 36.4	3-16 18.8	4-15 26.7	0-0 0.0
	Opponents		41-78 52.6	9-16 56.2	13-24 54.2	8-17 47.1	11-21 52.4	0-0 0.0

**4th-Down Conversions**

Date	Opponent	Score	Overall	1st Qtr	2nd Qtr	3rd Qtr	4th Qtr	Overtime
Sep 05, 2015	at Notre Dame	L 3-38	0-0 0.0	0-0 0.0	0-0 0.0	0-0 0.0	0-0 0.0	
Sep 12, 2015	RICE	W 42-28	0-0 0.0	0-0 0.0	0-0 0.0	0-0 0.0	0-0 0.0	
Sep 19, 2015	CALIFORNIA	L 44-45	1-3 33.3	0-1 0.0	0-0 0.0	0-0 0.0	1-2 50.0	
Sep 26, 2015	OKLAHOMA STATE	L 27-30	1-2 50.0	0-0 0.0	1-1 100.0	0-0 0.0	0-1 0.0	
Oct 03, 2015	at TCU	L 7-50	1-3 33.3	0-1 0.0	1-1 100.0	0-0 0.0	0-1 0.0	
	Texas		3-8 37.5	0-2 0.0	2-2 100.0	0-0 0.0	1-4 25.0	0-0 0.0
	Opponents		3-3 100.0	0-0 0.0	1-1 100.0	1-1 100.0	1-1 100.0	0-0 0.0

**Time of Possession**

Date	Opponent	Score	Overall	1st Qtr	2nd Qtr	3rd Qtr	4th Qtr	Overtime
Sep 05, 2015	at Notre Dame	L 3-38	20:50	3:51	7:27	6:06	3:26	
Sep 12, 2015	RICE	W 42-28	15:58	4:36	3:48	5:17	2:17	
Sep 19, 2015	CALIFORNIA	L 44-45	30:32	7:02	7:49	7:42	7:59	
Sep 26, 2015	OKLAHOMA STATE	L 27-30	25:53	10:14	5:45	4:34	5:20	
Oct 03, 2015	at TCU	L 7-50	29:26	7:14	12:14	5:28	4:30	
	Texas	Total	122:39	32:57	37:03	29:07	23:32	0:00
		Avg.	24:31	6:35	7:24	5:49	4:42	0:00
	Opponents	Total	177:21	42:03	37:57	45:53	51:28	0:00
		Avg.	35:28	8:24	7:35	9:10	10:17	0:00

**2015 University of Texas Football**  
**Texas Red-Zone Results (as of Oct 03, 2015)**  
**All games**

Texas Inside Opponent Red-Zone

Date	Opponent	Score	Times		Total	Rush		Pass	FGs	Failed to score inside RZ						
			In RZ	Scored	Pts	TDs	TDs	TDs	Made	FGA	Down	Int	Fumb	Half	Game	
Sep 05, 2015	at Notre Dame	L 3-38	0	0	0	0	0	0	0	0	0	0	0	0	0	0
Sep 12, 2015	RICE	W 42-28	2	2	14	2	2	0	0	0	0	0	0	0	0	0
Sep 19, 2015	CALIFORNIA	L 44-45	5	5	31	4	4	0	1	0	0	0	0	0	0	0
Sep 26, 2015	OKLAHOMA STATE	L 27-30	2	2	10	1	1	0	1	0	0	0	0	0	0	0
Oct 03, 2015	at TCU	L 7-50	1	0	0	0	0	0	0	1	0	0	0	0	0	0
Totals			10	9	55	7	7	0	2	1	0	0	0	0	0	0

9 of 10 (90.0%)

Opponents Inside Texas Red-Zone

Date	Opponent	Score	Times		Total	Rush		Pass	FGs	Failed to score inside RZ						
			In RZ	Scored	Pts	TDs	TDs	TDs	Made	FGA	Down	Int	Fumb	Half	Game	
Sep 05, 2015	at Notre Dame	L 3-38	5	4	24	3	1	2	1	1	0	0	0	0	0	0
Sep 12, 2015	RICE	W 42-28	3	3	21	3	1	2	0	0	0	0	0	0	0	0
Sep 19, 2015	CALIFORNIA	L 44-45	7	6	38	5	2	3	1	0	0	0	1	0	0	0
Sep 26, 2015	OKLAHOMA STATE	L 27-30	6	6	30	3	1	2	3	0	0	0	0	0	0	0
Oct 03, 2015	at TCU	L 7-50	4	4	24	3	0	3	1	0	0	0	0	0	0	0
Totals			25	23	137	17	5	12	6	1	0	0	1	0	0	0

23 of 25 (92.0%)

## THE LAST TIME....

## TEXAS

BOLD INDICATES THIS SEASON

## TEAM

Scored 50+ _____	56, vs. New Mexico State, 8/31/2013
Scored 60+ _____	66-31, at Ole Miss, 9/15/2012
Scored 70+ _____	70-3, vs. Colorado, 12/3/2005
<b>Scored &lt;10 _____</b>	<b>7-50, at TCU, 10/3/2015</b>
<b>Scored &lt;7 _____</b>	<b>3-38, at Notre Dame, 9/5/2015</b>
Shutout Opponent _____	23-0, at Kansas, 9/27/2014
Shutout Opponent at Home _____	45-0, vs. New Mexico, 9/8/2012
Shutout Opponent on Road _____	23-0, at Kansas, 9/27/2014
Was Shutout _____	0-23, vs. Kansas State, 10/25/2014
Was Shutout at Home _____	0-30, vs. Houston, 11/6/1976
Shutout a Conference Opponent _____	23-0, at Kansas, 9/27/2014
Shutout vs. Conference Opponent _____	0-23, vs. Kansas State, 10/25/2014
300+ yards rushing _____	359 yds, vs. New Mexico State, 8/31/2013
<b>&lt;100 yards rushing _____</b>	<b>60 yds, at Notre Dame, 9/5/2015</b>
Negative net rushing _____	-7 net rushing yards, vs. Oklahoma, 10/07/2000
<b>300+ passing yards _____</b>	<b>364 yds, vs. Cal, 9/19/2015</b>
400+ passing yards _____	470 yds, vs. UCF, 11/7/2009
<b>500+ total yards _____</b>	<b>650 yds, vs. Cal, 9/19/2015</b>
<b>600+ total yards _____</b>	<b>650 yds, vs. Cal, 9/19/2015</b>
<b>&lt;200 yards total offense _____</b>	<b>163 yds, at Notre Dame, 9/5/2015</b>
<100 yards total offense _____	59 yds, vs. Arkansas, 12/29/2014
30+ first downs _____	31, vs. Iowa State, 11/10/2012
<b>100+ yards in penalties _____</b>	<b>128, Oklahoma State, 9/26/2015</b>
2+ fumbles lost _____	3 fumbles lost, vs. Brigham Young University, 09/06/2014
Scored a Safety _____	Cedric Reed sacked Clint Trickett in end zone vs. West Virginia, 11/9/2014
<b>Allowed a Safety _____</b>	<b>Snap through end zone on punt at TCU, 10/3/2015</b>
Scored a 1-Point Safety _____	vs. Texas A&M, PAT blocked; recovered by defense, fumbled, recovered by offense in end zone, 11/26/2004
<b>Forced 5 or more turnovers _____</b>	<b>5 (3 INTS, 2 FUM Rec), vs. Rice, 9/12/2015</b>
Committed 5 or more turnovers _____	6, vs. TCU, 11/27/2014
Intercepted 4 or more passes _____	4, at Kansas, 9/27/2014
<b>Forced 2 or more fumbles _____</b>	<b>2, at TCU, 10/3/2015</b>
<b>2+ Defensive TD's _____</b>	<b>34-yd fumble return by Hassan Ridgeway, 41-yd interception return by Holton Hill, Oklahoma State, 9/26/2015</b>
<b>1+ Defensive &amp; 1 Special Teams TD _____</b>	<b>85 yds punt return by Daje Johnson, 9/12/2015</b>
	<b>26 yds fumble return by Malik Jefferson, 9/12/2015</b>
4 TD's in game _____	Malcolm Brown (2r, 3r, 1r, 30r) vs. Kansas, 11/2/2013

## RUSHING

<b>100+ yards rushing _____</b>	<b>112 yds, D'Onta Foreman at TCU, 10/3/2015</b>
200+ yards rushing _____	290, Jamaal Charles vs. Nebraska, 10/27/2007
300+ yards rushing _____	350 yds, Ricky Williams vs. Iowa State, 10/3/1998
30+ carries _____	34 carries, Cedric Benson vs. Baylor, 10/2/2004
Consecutive 100-yd games _____	Cedric Benson, at Kansas and vs. Texas A&M, 2004
Consecutive 200-yd games _____	Hodges Mitchell, at Texas Tech and at Kansas, 2000
50+ yd run _____	55 yds, David Ash vs. New Mexico State, 8/31/2013
70+ yd run _____	84 yds, Daje Johnson vs. Baylor, 10/20/2012
80+ yd run _____	84 yds, Daje Johnson vs. Baylor, 10/20/2012
<b>3+ rushing TD's in a game _____</b>	<b>(2, 13, 45) by Jerrod Heard vs. Cal, 9/19/2015</b>
4+ rushing TD's in game _____	Malcolm Brown (2r, 3r, 1r, 30r) vs. Kansas, 11/2/2013

## PASSING

<b>300+ yds passing _____</b>	<b>364 yds, Jerrod Heard vs. Cal, 9/19/2015</b>
400+ yds passing _____	470 yds, Colt McCoy vs. UCF, 11/7/2009
40+ pass attempts _____	44, Tyrone Swoopes vs. Oklahoma, 10/11/2014
50+ pass attempts _____	59, Garrett Gilbert at Kansas State, 11/6/2010
25+ completions _____	27, Tyrone Swoopes vs. Oklahoma, 10/11/2014
3 TD passes _____	(49, 10, 2) by Case McCoy at West Virginia, 11/9/2013
4 TD passes _____	(54, 66, 74, 25) by David Ash vs. New Mexico State, 8/31/2013
5 TD passes _____	by Colt McCoy (35, 1, 26, 40, 15) vs. Baylor, 11/8/2008
6 TD passes _____	by Colt McCoy (24, 16, 2, 19, 62, 50) vs. Baylor, 10/14/2006
Consecutive 300+ yd games _____	Colt McCoy, vs. Kansas(396) and at Texas A&M(304), 2009
<b>50+ yd completion _____</b>	<b>69 yds, Jerrod Heard to John Burt, vs. Rice, 9/12/2015</b>
70+ yd completion _____	73 yds, Tyrone Swoopes to Armani Foreman, vs. TCU, 11/27/2014
80+ yd completion _____	80 yds, Case McCoy to Marquis Goodwin, at Baylor, 12/3/2011

## SPAN

30 games  
41 games  
123 games  
**4 games**  
14 games

## SPECIAL TEAMS

214 games  
**2 games**  
74 games  
**2 games**  
**2 games**  
**4 games**  
5 games  
34 games  
**1 game**  
16 games  
9 games  
**LAST GAME**  
136 games  
**3 games**  
6 games  
14 games  
**LAST GAME**  
**1 game**

3 games  
21 games  
**3 games**  
21 games

## SPAN

**LAST GAME**  
99 games  
221 games  
143 games  
136 games  
188 games  
30 games  
37 games  
37 games  
**2 games**  
23 games

## SPAN

**2 games**  
74 games  
12 games  
60 games  
12 games  
23 games  
31 games  
86 games  
115 games  
71 games  
**3 games**  
6 games  
45 games

## RECEIVING

<b>100+ yards receiving _____</b>	<b>145 yds, by Daje Johnson vs. Cal, 9/19/2015</b>
200+ yards receiving _____	273 yds, Jordan Shipley vs. UCF, 11/7/2009
100+ yds receiving by 2 plyrs _____	Mike Davis (114) and Jaxon Shipley (105) at BYU, 9/7/2013
15+ receptions _____	15 receptions, Jordan Shipley vs. Oklahoma State, 10/25/2008
Consecutive 100-yd games _____	Mike Davis, vs. Oklahoma State and vs. Texas Tech, 2012
<b>50+ yd reception _____</b>	<b>69 yds, John Burt vs. Rice, 9/12/2015</b>
70+ yd reception _____	73 yards, Armani Foreman vs. TCU, 11/27/2014
80+ yd reception _____	80 yards, Marquise Goodwin at Baylor, 12/03/2011
3+ receiving TD's in a game _____	3, Jaxon Shipley at Oklahoma State, 9/29/2012

## SPECIAL TEAMS

50+ yd Field Goal _____	51 yds, Nick Rose at Oklahoma State, 11/15/2014
60+ yd Field Goal _____	60 yds, Russell Erxleba vs. Texas Tech, 10/29/1977
Made 3+ Field Goal _____	(51, 34, 44) by Nick Rose at Oklahoma State, 11/15/2014
Made 7+ PAT's _____	8, Anthony Fera, vs. New Mexico State, 8/31/2013
60-yd Punt _____	63 yds, Michael Davidson vs. West Virginia, 11/8/2014
70-yd Punt _____	70 yds, Justin Tucker vs. Iowa State, 10/23/2010
<b>Missed PAT _____</b>	<b>Nick Rose vs. Cal, 9/19/2015</b>
TD on Kickoff Return _____	D.J. Monroe (100 yds) at Oklahoma State; 9/29/2012
<b>TD on Punt Return _____</b>	<b>Daje Johnson (85 yds ) vs. Rice, 9/12/2015</b>
2+ TD Kickoff Returns _____	
TD on Kickoff Return to start game _____	Greg Lott (88 yds) at Texas Tech, 9/24/1966
Consecutive Games with Special Teams TD _____	100 yd. KR, Fozzy Whittaker vs. Oklahoma, 10/8/2011
	and 100 yd. KR, Fozzy Whitaker vs. Oklahoma State, 10/15/2011
Recovered On-Side Kick _____	Jaxon Shipley vs West Virginia, 11/08/2014
2-pt Conversion _____	2 yd. rush by Garrett Gilbert vs. Iowa State, 10/23/2010
Defensive 2-pt Conversion _____	vs. Oklahoma, 10/13/2012
Blocked PAT _____	vs. Ole Miss, 9/14/2013
Blocked FG _____	Jackson Jeffcoat vs. Kansas, 11/02/13
TD on Blocked FG _____	Cedric Griffin (56 yds) vs. Tulane, 9/28/2002
Blocked Punt _____	Carrington Byndom vs Texas Tech University, 11/3/2012
TD on Blocked Punt _____	Josh Turner (34 yds) at Iowa State, 10/1/2011

## DEFENSE

<b>15+ Tackles _____</b>	<b>15, Hassan Ridgeway vs. Rice, 9/12/2015</b>
5+ Tackles for Loss _____	5 Alex Okafor vs. Oregon State, 12/29/2012
4+ Sacks _____	4.5, Alex Okafor vs. Oregon State, 12/29/2012
2+ Interceptions _____	2, Duke Thomas vs. Kansas , 9/27/14
2+ Fumble Recoveries _____	2, Sam Acho vs. Louisiana Monroe, 9/5/2009
<b>TD on Interception Return _____</b>	<b>Holton Hill (41 yds) vs. Oklahoma State, 9/26/2015</b>
<b>TD on Fumble Return _____</b>	<b>Hassan Ridgeway (34 yds) vs. Oklahoma State, 9/26/2015</b>

## SPAN

**2 games**  
75 games  
30 games  
91 games  
34 games  
**3 games**  
6 games  
45 games  
40 games

## SPAN

8 games  
464 games  
8 games  
30 games  
8 games  
62 games  
**2 games**  
41 games  
**3 games**  
NEVER  
591 games  
51 games

## SPAN

8 games  
65 games  
39 games  
28 games  
23 games  
169 games  
35 games  
52 games

## SPAN

**3 games**  
31 games  
31 games  
14 games  
82 games  
**1 game**  
**1 game**



## THE LAST TIME....

## OPPONENT

BOLD INDICATES THIS SEASON

TEAM	
Scored 50+ _____	<b>7-50, at TCU, 10/3/2015</b>
Scored 60+ _____	21-63, vs. Oklahoma, 10/13/2012
Scored 70+ _____	NEVER
Scored <10 _____	28-7, at Oklahoma State, 11/15/2014
Scored <7 _____	23-0, at Kansas, 9/27/2014
300+ yards team rushing _____	550 yds, at BYU, 9/7/2013
<100 yards team rushing _____	34 yds, at Oklahoma State, 11/15/2014
Negative net team rushing _____	-2 yds, vs. Kansas, 10/29/2011
<b>300+ passing yards _____</b>	<b>376 yds, at TCU, 10/3/2015</b>
400+ passing yards _____	409 yds, vs. Oklahoma State, 11/13/2010
<b>500+ total team yards _____</b>	<b>548 yds, vs. Cal, 9/19/2015</b>
<b>600+ total team yards _____</b>	<b>604 yds, at TCU, 10/3/2015</b>
<200 yards total offense _____	192 yds, at Oklahoma State, 11/15/2014
<100 yards total offense _____	94 yds, vs. North Texas, 8/30/2014
<b>30+ first downs _____</b>	<b>31, at TCU, 10/3/2015</b>
100+ yards in penalties _____	102 yds, vs. Texas Tech, 11/28/2013
<b>2+ fumbles lost _____</b>	<b>2 fumbles lost by Cal, 9/19/2015</b>
<b>Scored a Safety _____</b>	<b>Snap through end zone on punt, at TCU, 10/3/2015</b>
Intercepted 4 or more passes _____	4, vs. TCU, 11/27/2014
2+ Non-Offensive TD's _____	1 FUM return (40 yds), 1 INT return (33 yds), TCU, 11/27/2014
3+ TD's total in a game (rush+rec) _____	(30r, 2r, 1r) by Taysom Hill, BYU, 9/6/2014
<b>4+ TD's total in a game (rush+rec) _____</b>	<b>(13rec, 49rec, 50rec, 12rec) by K. Turpin, TCU, 10/3/2015</b>

## RUSHING

<b>100+ yards rushing _____</b>	<b>164 yds, Khalfani Muhammad, Cal, 9/19/2015</b>
200+ yards rushing _____	259 yds, Taysom Hill, BYU, 9/7/2013
300+ yards rushing _____	317 yds, Rashaan Salaam, Colorado, 10/1/1994
3+ TD's rushing _____	(30r, 2r, 1r) by Taysom Hill, BYU, 9/6/2014
30+ carries _____	30, Jamaal Williams, BYU, 9/7/2013
50+ yd run _____	74, Khalfani Muhammad, California, 9/19/2015
70+ yd run _____	74, Khalfani Muhammad, California, 9/19/2015
80+ yd run _____	95, Damien Williams, Oklahoma, 10/13/2012

## PASSING

<b>300+ passing yards _____</b>	<b>332 yds, Trevone Boykin, TCU, 10/3/2015</b>
400+ passing yards _____	409 yds, Brandon Weeden, Oklahoma State, 11/13/2010
<b>3 TD passes _____</b>	<b>(6, 17, 3) by Jared Goff, Cal, 9/19/2015</b>
4 TD passes _____	(70, 14, 14, 20) by Jerrod Johnson, Texas A&M, 11/26/2009
<b>5 TD passes _____</b>	<b>(13, 15, 49, 50, 12) by Trevone Boykin, TCU, 10/3/2015</b>
6 TD passes _____	(23, 15, 62, 5, 16, 25) by Kliff Kingsbury, Texas Tech, 11/16/2002
40+ pass attempts _____	49, Clint Trickett, West Virginia, 11/8/2014
50+ pass attempts _____	55, Sam B. Richardson, Iowa State, 10/18/2014
25+ completions _____	27, Jared Goff, California, 9/19/2015
<b>50+ yd completion _____</b>	<b>50, Trevone Boykin, TCU, 10/3/2015</b>
70+ yd completion _____	72, Paul Millard, West Virginia, 11/9/2013
80+ yd completion _____	97, Sam B. Richardson, Iowa State, 10/3/2013

## RECEIVING

<b>100+ yds receiving _____</b>	<b>138 yds, KaVonte Turpin, TCU, 10/3/2015</b>
_____	<b>129, Josh Doctson, TCU, 10/3/2015</b>
200+ yds receiving _____	237 yds, Tyler Lockett, Kansas State, 9/21/2013
<b>100+ yds receiving by 2 plyrs _____</b>	<b>KaVonte Turpin (138), Josh Doctson (129), TCU, 10/3/2015</b>
<b>3+ receiving TD's _____</b>	<b>4, KaVonte Turpin, TCU, 10/3/2015</b>
15+ receptions _____	16, Kevin White, West Virginia, 11/8/2014
<b>50+ yd reception _____</b>	<b>50, KaVonte Turpin, TCU, 10/3/2015</b>
70+ yd reception _____	72, Mario Alford, West Virginia, 11/9/2013
80+ yd reception _____	97, Quenton Bundrage, Iowa State, 10/3/2013

## SPAN

## LAST GAME

38 games
NEVER
7 games
14 games
29 games
7 games
50 games

## LAST GAME

## 59 games

## 2 games

## LAST GAME

## 7 games

## 18 games

## LAST GAME

## 20 games

## 2 games

## LAST GAME

## 6 games

## 6 games

## 15 games

## LAST GAME

## SPAN

## 2 games

## 29 games

## 270 games

## 15 games

## 29 games

## 2 games

## 2 games

## 38 games

## SPAN

## LAST GAME

## 59 games

## 2 games

## 71 games

## LAST GAME

## 162 games

## 8 games

## 11 games

## 2 games

## LAST GAME

## 22 games

## 26 games

## SPAN

## LAST GAME

## LAST GAME

## 28 games

## LAST GAME

## LAST GAME

## 8 games

## LAST GAME

## 22 games

## 26 games

## SPECIAL TEAMS

50+ yd FG _____	52 yds, Andrew Ritter, Ole Miss, 9/14/2013
60+ yd FG _____	67, Steve Little, Arkansas, 10/15/1977
<b>3+ FG's _____</b>	<b>(34, 41, 40) Ben Grogan, Oklahoma State, 9/26/2015</b>
Made 7+ PAT's _____	7, Mike Hunnicutt, Oklahoma, 10/13/2012
60-yard punt _____	64 yds by Scott Arellano, BYU, 9/6/2014
70-yard punt _____	70 yds by Jeff Locke, UCLA, 9/17/2011
Missed PAT _____	Ryan Bustin, Texas Tech, 11/1/2014
Returned Kickoff for TD _____	Alex Ross (91 yds), Oklahoma, 10/11/2014
Returned Punt for TD _____	Jeff Scott (73 yds), Ole Miss 9/14/2013
Returned Blocked Punt for TD _____	Ghaali Muhammad (6 yds), Wyoming, 9/12/2009
2-pt Conversion _____	Dominic Ruffan pass from Brett Smith, Wyoming, 9/1/2012
Defensive 2-pt Conversion _____	100 yds by Carl Nesmith, Kansas, 11/11/2000
Blocked PAT _____	@ Oklahoma State, 11/15/2014
Blocked FG _____	vs. Baylor, 10/4/2014
TD on Blocked FG _____	62 yds, Terrell Burt, Baylor, 10/4/2014

## DEFENSE

15+ Tackles _____	Will Smith (18), Texas Tech, 11/28/2013
5+ Tackles for Loss _____	Ndamukong Suh (7 for -22 yds), Nebraska, 12/5/2009
4+ Sacks _____	Ndamukong Suh (4.5 for -21 yds), Nebraska, 12/5/2009
2+ Fumble Recoveries _____	Ian Campbell (2), Kansas State, 11/11/2006
Returned Interception for TD _____	Josh Carraway (33 yds), TCU, 11/27/2014
Returned Fumble for TD _____	Taiwan Johnson (0 yds), Arkansas, 12/29/2014
2+ Interceptions _____	2, Sam Carter, TCU, 11/27/2014

## SPAN

## 28 games

## 466 games

## 1 game

## 38 games

## 16 games

## 54 games

## 9 games

## 13 games

## 29 games

## 82 games

## 53 games

## 188 games

## 7 games

## 13 games

## 13 games

## SPAN

## 20 games

## 70 games

## 70 games

## 111 games

## 7 games

## 5 games

## 6 games