



# TEXAS FOOTBALL

**NATIONAL CHAMPIONS** • 1963, '69, '70, 2005 **BIG 12 CHAMPIONS** • '96, '05, '09

**SOUTHWEST CONFERENCE CHAMPIONS** • 1920, '28, '30, '42, '43, '45, '50, '52, '53\*, '59\*, '61\*, '62, '63, '68\*, '69, '70, '71, '72, '73, '75\*, '77, '83, '90, '94\*, '95 (\*co-champs)

## GAME 8 MEDIA INFO

### TV: FS1 (national)

Talent: Tim Brando (pxp), Spencer Tillman (analyst)

### Local Radio: Longhorn IMG Radio Network / KTX 104.9

Talent: Craig Way (pxp), Roger Wallace (color),

Quan Cosby (sideline)

### Satellite Radio: XM 202, Sirius 118, Internet 969,

Spanish 550

### Internet: texas.leanplayer.com

### Spanish Radio: KTX 97.1 FM, KZN 1530 AM

Talent: Dr. Ruben Pizarro-Silva (pxp), John Jagou (color)

### Live Stats: sidearmstats.com/texas/football

Oct. 31, 2015 | 6 p.m. | Jack Trice Stadium (Cap: 61,500) | FS1



## IOWA STATE CYCLONES

**2015 Record:** 2-5, 1-3 Big 12

**Head Coach:** Paul Rhoads (Missouri Western '89)

**Career Record:** 31-50 (7th season)

**Record at Iowa State:** Same

## TEXAS LONGHORNS

**2015 Record:** 3-4, 2-2 Big 12

**Head Coach:** Charlie Strong (Central Arkansas '82)

**Career Record:** 46-27 (6th season)

**Record at Texas:** 9-11 (2nd season)

## 2015 SCHEDULE

### 3-4 OVERALL (2-2 BIG 12)

Date	Opponent	Time/Result
Sept. 5	at No. 11/11 Notre Dame (NBC)	L, 3-38
Sept. 12	RICE (LHN)	W, 42-28
Sept. 19	CALIFORNIA (FOX)	L, 44-45
Sept. 26	#24/22 OKLAHOMA STATE* (ESPN)	L, 27-30
Oct. 3	at #4/3 TCU* (ABC)	L, 7-50
Oct. 10	vs. #10/9 Oklahoma*+ (ABC)	W, 24-17
Oct. 24	K-STATE* (FS1)	W, 23-9
Oct. 31	at Iowa State* (FS1)	6 p.m.
Nov. 7	KANSAS* (LHN)	7 p.m.
Nov. 14	at West Virginia*	TBA
Nov. 26	rv/rv TEXAS TECH* (FS1)	6:30 p.m.
Dec. 5	at #2/2 Baylor	TBA

all times Central | \* Big 12 game | + Cotton Bowl (Dallas)

NOTE: Rankings listed as The AP Poll/Coaches Poll

## QUICK HITS

- Saturday's game will be the 13th meeting between the Texas Longhorns and Iowa State Cyclones.
- Texas is coming off a 23-9 home win over Kansas State in a constant downpour of rain. Iowa State fell last week to No. 2/2 Baylor by the score of 45-27 in another rainy contest on the road just north of Austin in Waco, Texas.
- **RB Johnathan Gray** ran for a season-high 103 yards against K-State, moving into 13th all-time in Texas history for his career with 2,497 yards.
- **QB Tyrone Swoopes** came off the bench at times to run the "18 Wheeler" package and scored three rushing TD's.

## SCOUTING THE CYCLONES

- The Cyclones welcome Texas to a recently renovated Jack Trice Stadium. The Iowa State Athletics Department completed the fourth stage of its renovations this summer, adding permanent seating and club seating to the south end zone.
- Iowa State has one of the top defenders in the nation in Dale Pierson. The senior DE has 6.5 sacks on the year and ranks No. 2 in the country in sacks per game. He trails only Oklahoma State's Emmanuel Ogbah for the conference lead. His 10.0 tackles for loss also rank him in the Top 25 in the nation.
- The Cyclones have one of the top punt return teams in the country. Iowa State averages 17.8 yards on punt returns to rank No. 8 in the FBS. Allen Lazard averages 16.9 yards individually and is No. 5 in the nation and leads the Big 12.
- Iowa State is 2-2 at home this season.
- The Cyclones are 2-5 on the year and close to being 3-4. In Week 3, Iowa State lost on the road to Toledo in double-overtime by the final of 30-23. After exchanging field goals in the first overtime, Iowa State could not match Toledo's touchdown in the second go around. Toledo remains undefeated and ranks No. 20 in both major polls this week.

## SERIES HISTORY

- Texas leads the all-time series with Iowa State, 11-1, and has never lost on the road at Iowa State.
- The Longhorns' lone loss to the Cyclones came in 2010 when Iowa State bested Texas, 28-21, in Austin.
- Texas posted has won the last four contests against Iowa State by an average of 13.3 points, but the last two meetings have been decided by a total of four points.

## WHAT'S INSIDE...

pgs. 1-8	Notes
pg. 2	Opponent Series Info, Stats Comparison
pg. 4	Horns in the NFL
pg. 9	Coaching Staff
pg. 10	Media Info.
pg. 11	Roster & Pronunciations
pg. 12	Depth Chart
pg. 13	Game-by-Game Starters & Stats
pg. 14-17	Game-by-Game Recaps
pg. 18-37	Stats
pg. 38-40	Player Career Stats Profiles
pg. 41-42	Last Time

## BIG 12 CONFERENCE STANDINGS

	Big 12	Pct.	Overall	Pct.	Stk
TCU	4-0	1.000	7-0	1.000	W7
Baylor	4-0	1.000	7-0	1.000	W7
Oklahoma State	4-0	1.000	7-0	1.000	W7
Oklahoma	3-1	.750	6-1	.857	W2
<b>Texas</b>	2-2	.500	3-4	.429	W2
Texas Tech	2-3	.400	5-3	.625	L1
Iowa State	1-3	.250	2-5	.286	L3
Kansas State	0-4	.000	3-4	.429	L4
West Virginia	0-3	.000	3-3	.500	L3
Kansas	0-4	.000	0-7	.000	L7

## TEXAS-IOWA STATE ALL-TIME SERIES AT-A-GLANCE

**OVERALL SERIES:** Texas leads, 11-1

**SERIES RECORD AT NEUTRAL SITES:** Never

**SERIES RECORD IN AUSTIN:** Texas leads, 6-1

**SERIES RECORD AT IOWA STATE:** Texas leads, 5-0

### SERIES RESULTS - LAST FIVE

Year	Score	UT's final record	Iowa State's final record
2010	Iowa State 28, Texas 21	5-7 (2-6 Big 12/6th South Div.)	5-7 (3-5 Big 12/t-3rd North Div.)
2011	Texas 37, Iowa State 14	8-5 (4-5 Big 12/t-6th)	6-7 (3-6 Big 12/8th)
2012	Texas 33, Iowa State 7	9-4 (5-4 Big 12/t-3rd)	6-7 (3-6 Big 12/9th)
2013	Texas 31, Iowa State 30	8-4 (7-2 Big 12/t-2nd)	3-9 (2-7 Big 12/T-8th)
2014	Texas 48, Iowa State 45	6-7 (5-4 Big 12/t-4th)	2-10 (0-9 Big 12/10th)

- In its last trip to Ames, Iowa, Texas held off the Cyclones in a 31-30 victory. **Case McCoy** led the Longhorns on a game-winning touchdown drive over the final two minutes to go up 31-30 with 51 seconds left.

### LAST MEETING

- Last year, Texas defeated Iowa State 48-45 after rallying in the fourth quarter.
- The two teams combined for 31 points in the fourth quarter, 17 of them over the last two minutes.
- After Texas scored a touchdown to go up 45-38 with 1:19 remaining, Iowa State made quick work of tying the game with a 6-play, 75-yard drive in just 51 seconds to tie it up 45-45.
- With only 22 seconds left on the clock, Texas responded with strikes from **Tyrone Swoopes** to **Jaxon Shipley** for 39 yards then to John Harris for 29 yards to the 4-yard line.
- K Nick Rose** kicked the game-winning 21-yard field goal with three seconds left.

### DEFENSIVE IMPROVEMENT

- One primary key to UT's current two-game win streak has been the improved play of its defense. Through the first five games (1-4 record), the Longhorns had allowed their opponents to average 38.2 points per contest and 507.2 yards of total offense per game (6.2 yards per play).
- In the last two games, UT has surrendered just 13.0 points per game and 260.0 yards per game (4.1 yards per play).
- Texas held K-State (Oct. 24) to nine points and 242 yards of total offense (4.0 yards per play). The Horns limited the Wildcats to 15 first downs, 107 yards passing and 135 yards rushing (3.6 yards per rush). Texas also recorded five quarterback sacks and held K-State to 4-of-14 on third-down conversions.
- UT limited Oklahoma (Oct. 10) to a season-low 17 points and 278 yards of total offense (4.3 yards per play). Oklahoma had just 15 total yards in the first quarter and 85 in the first half. The Horns limited Oklahoma to 67 yards rushing (1.8 yards per rush) and 211 yards passing. Texas also recorded six quarterback sacks and held Oklahoma to 3-of-12 on third-down conversions.
- Prior to the Oklahoma game, the last time Texas held a team under 100 yards rushing was Nov. 15, 2014 when Oklahoma State had 34 yards.

### DEFENSIVE BREAKDOWN

Stat	First 5 Gms	Last 2 Gms
Points/Gm Allowed	38.2	13.0
Total Yds/Gm Allowed	507.2	260.0
Rush Yds/Gm Allowed	210.6	101.0
Pass Yds/Gm Allowed	296.6	159.0
Opp. 3rd Down Conversions	41-78 (.526)	7-26 (.269)
QB Sacks	7	11

### FRONTAL FORCE

- Part of the recent success for UT's defense has been its ability to create pressure with its front seven.
- Texas registered six sacks in the win over the Sooners, one shy of the team's season total leading into the game and followed it with five sacks against Kansas State.
- Texas had a total of eight tackles for loss against both OU and K-State.
- Freshman **LB Malik Jefferson** has 2.5 of those sacks over the last two games, while **DT Bryce Cottrell** has 3.0 tackles for loss over that span.

### RUNNING GAME TURNAROUND

- Texas has been a dominant running team in each of its last two contests, averaging 293.5 yards rushing per game in the wins against Oklahoma and K-State.
- The Longhorns recorded 274 yards rushing on 53 carries (5.2 yards per rush) in the 23-9 victory against K-State (Oct. 24).
- Texas posted a season-high 313 yards rushing on 58 carries (5.4 yards per rush) in the 24-17 win against Oklahoma (Oct. 10). It marked the first time since the 2013 season opener against New Mexico (359 yards) that the Horns had eclipsed the 300-yard rushing mark as a team. UT also had two

### GROUND ATTACK

Stat	First 5 Gms	Last 2 Gms
Rushing Yds/Gm	171.4	293.5
Rushing Attempts/Gm	40.4	55.5
Yds/Rush	4.2	5.3
Individual 100-yd rush efforts	2	3

## STAT COMPARISON



Statistical Category	Texas	Iowa State
Points Scored	170	188
Points/Game	24.3	26.9
Opponent	31.0	33.9
First Downs	118	150
Opponent	180	159
Rushing Yards/Game	206.3	178.9
Opponent	179.3	187.9
Rushing Yards/Carry	4.6	4.4
Opponent	4.0	4.8
Passing Yards/Game	141.4	243.6
Opponent	257.3	278.1
Passing Completion Pct.	54.0	61.0
Opponent	65.2	60.7
Total Offense/Game	347.7	422.4
Opponent	436.6	465.1
Total Offensive Plays	450	524
Opponent	537	526
Avg. Yards/Play	5.4	5.6
Opponent	5.7	6.2
Kick Return Avg.	19.3	18.2
Punt Return Avg.	17.8	17.8
Penalties-Yards	46-455	41-346
Field Goals-Attempts	6-9	7-12
Time of Possession/Game	26:28	31:39
3rd-Down Conversion Pct.	37.0	37.7
4th-Down Conversion Pct.	33.3	50.0

## STATISTICAL LEADERS



Texas	Category	Iowa State
Jerrod Heard	<b>Rushing</b>	Mike Warren
102 att., 489 yds, 3 TD		121 att., 797 yds, 3 TD
Jerrod Heard	<b>Passing</b>	Sam Richardson
60-102, 813 yds, 3 TD, 2 INT		127-210, 1420 yds, 8 TD, 8 INT
Daje Johnson	<b>Receiving</b>	Allen Lazard
20 rec., 242 yds, 0 TD		29 rec, 406 yds, 3 TD
Peter Jinkens	<b>Tackles</b>	Brian Peavy
52 tackles (32 solo), 5.0 TFL		45 tackles (34 solo), 1.5 TFL
Malik Jefferson	<b>Sacks</b>	Dale Pierson
2.5, -12 yds		6.5, -44 yds
Dylan Haines	<b>Interceptions</b>	Brian Peavy
3 INT (50 yds)		2 INT (-1 yds)
Nick Rose	<b>Field Goals</b>	Cole Netten
20-12 PATs, 6-9 FGs		22-23 PATs, 7-12 FGs
Michael Dickson	<b>Punting</b>	Colin Downing
45 att., 40.0 avg., 11 in20		30 att., 42.0 avg., 12 in20
Daje Johnson	<b>Kickoff Returns</b>	Jomal Wiltz
10 att., 24.1 avg.		7 att., 24.3 avg.
Daje Johnson	<b>Punt Returns</b>	Allen Lazard
10 att., 15.8 avg., 1 TD		9 att., 16.9 avg

## WEEKLY MEDIA AVAILABILITY SCHEDULE

MONDAY	TUESDAY	WEDNESDAY	THURSDAY	FRIDAY	SATURDAY	SUNDAY
<b>Big 12 Teleconference</b> 9:50 a.m. - Coach Strong  <b>Media Luncheon</b> 11 a.m. - Coach Strong 11:30 a.m. - Players (broadcast live on LHN from 11-noon)	<b>Local Press Conference</b> Assist. Coach Jay Norvell & QB Jerrod Heard approx. 6:30 p.m.	<b>Local Press Conference</b> Defensive Coordinator Vance Bedford approx. noon	<b>No media availability</b>  <b>Longhorn Weekly with Charlie Strong</b> 7-8 p.m. (radio show aired on Longhorn IMG Radio Network and broadcast live on LHN. Live on location at Pluckers in West Campus.)	<b>No media availability</b>	<b>Game Day</b> Texas at Iowa State 6 p.m.   FS1  <b>Postgame</b> Coach Strong and requested players available	<b>No media availability</b>

100-yard rushers (**D'Onta Foreman** with 117 and **Jerrod Heard** with 115) for the first time since a home win against Texas Tech on Nov. 28, 2013.

### NO GRAY AREA

- Senior **RB Johnathan Gray** is climbing up the all-time lists at Texas. With a long history of legendary running backs for the Longhorns, Gray could move into the top 10 in yards soon.
- Gray needs just 168 yards to move ahead of **Hodges Mitchell** for 10th in school history. He is currently 13th and less than 15 yards from surpassing **Jim Bertelsen** for No. 12 on the list.
- Against K-State on Oct. 24, Gray tallied 103 yards on 18 carries. It marked his first 100-yard game of the season and the sixth of his career.
- Against Cal on Sept. 19, Gray had just 46 yards rushing but made an impact on the passing game as well with a career-high 71 yards receiving.
- He currently has five receptions for 79 yards. If he maintains that current pace of contributing to the passing game, he could crack the Texas all-time Top 10 for receptions and receiving yards in a season by a running back. He also is approaching the Top Five in school history in those two categories for a career by running backs.

### MANY HAPPY RETURNS

- Texas is tied for fourth in the nation with three defensive touchdowns on the year. Only Buffalo (4), Alabama (3) and Arkansas State (3) have more.
- The Longhorns had two defensive touchdowns against Oklahoma State (Sept. 26) when **DT Hassan Ridgeway** returned a fumble 34 yards and Holton Hill returned an interception 41 yards. It was the first time since Oct. 31, 2009 that Texas had two defensive touchdowns in the same game, which also happened to be against Oklahoma State.
- **LB Malik Jefferson** returned a fumble 28 yards against Rice (Sept. 12) to register the first defensive touchdown of the season for the Longhorns.
- Also against Rice, **Daje Johnson** returned a punt 85 yards for a score. That gives Texas two games this season with multiple non-offensive touchdowns.
- The most defensive touchdowns Texas has had in a season was six in 2003.
- The Longhorns have had five defensive touchdowns in three seasons: 2006, 2000, 1987

### YOUTHFUL EXPERIENCE & FRESHMAN STARTERS

- Texas had a strong 2015 recruiting class and many of the newcomers wasted little time making an impact during preseason camp. Seven true or redshirt freshmen were listed as first-teamers on the depth chart heading into the Notre Dame game.
- The Longhorns ended up with five freshman starters in their opening lineup: **WR John Burt**, **LT Connor Williams**, **RG Patrick Vahe**, **LB Malik Jefferson** and **CB John Bonney** were in the starting lineup. In addition, **Michael Dickson** handled the punting chores. Redshirt freshman **Edwin Freeman** was listed as the first team weakside line-backer, but the Horns opened the Notre Dame game with five defensive backs.
- Texas was among the national leaders in true freshmen who played in the season opener. Only Georgia had more true freshmen play in Week 1 and only Florida State and NC State had more total freshmen play.
- Freshmen continue to make an impact as redshirt freshman **Jerrod Heard** got the first start of his career against Rice. Heard threw for 120 yards and two TD's while also rushing for 96 yards to lead the team. He followed that with a school record 527 yards of total offense against Cal.
- The 2015 recruiting class was highly touted and included 19 signees from Texas along with recruits from California, Florida, Louisiana, Maryland, Mississippi and New York.

### TEXAS CAREER RUSHING LEADERS

Name	Years	Yds
9. Malcolm Brown	2011-14	2678
10. Hodges Mitchell	1997-00	2664
11. Eric Metcalf	1985-88	2661
12. Jim Bertelsen	1969-71	2510
13. Johnathan Gray	2012-	2497
14. Adrian Walker	1989-92	2473
15. Steve Worster	1968-70	2353

## UT ALL-TIME RECORDS

<b>Overall (123 years)</b>	<b>884-350-33 (.711)</b>
Home	509-131-13 (.789)
Away	272-145-10 (.649)
Neutral	103-74-10 (.578)

### vs. Ranked Opponents

All-time*	133-145-8 (.479)
Home	48-43-4
Away	38-49-0
Neutral	47-54-4
Ranked matchup	109-79-5
As the higher-ranked team+	71-34-2
As the lower-ranked team+	38-46-3

\* as ranked by either The AP Poll or Coaches Poll  
+ both teams ranked

### W/L vs. unranked opponents (since 1936)

All-time*	489-120-7 (.799)
Home	275-53-2
Away	186-59-3
Neutral	28-8-2

## NCAA ALL-TIME TEAM RECORDS

### BY TOTAL WINS

	YEARS	RECORD	PCT.
1. Michigan	136	920-330-36	.729
2. Notre Dame	127	888-311-42	.732
3. <b>TEXAS</b>	<b>123</b>	<b>884-350-33</b>	<b>.711</b>
4. Nebraska	126	877-366-40	.699
5. Ohio State	126	871-319-53	.722
6. Alabama	121	857-326-43	.717
7. Oklahoma	121	856-318-53	.719
8. Tennessee	119	814-371-53	.679
9. USC	122	809-330-54	.701
10. Georgia	122	782-412-54	.648

### BY WIN PCT.

	YEARS	RECORD	PCT.
1. Notre Dame	127	888-311-42	.732
2. Michigan	136	920-330-36	.729
3. Boise State	47	414-157-2	.724
4. Ohio State	126	871-319-53	.722
5. Oklahoma	121	856-318-53	.719
6. Alabama	121	857-326-43	.717
7. <b>TEXAS</b>	<b>123</b>	<b>884-350-33</b>	<b>.711</b>
8. USC	122	809-330-54	.701
9. Nebraska	126	877-366-40	.699
10. Tennessee	119	814-371-53	.679

Texas opponents in *italics*

## DID YOU KNOW?

If you want to beat the Longhorns, you better **score first**. Texas is **9-1** under Charlie Strong when the Horns put points on the board before their opponents. In those eight victories, Texas **never trailed in 7 of them**. The only game Texas has lost over the last two seasons after scoring first was against Oklahoma last year, 31-26. Texas is **0-10** when **opponents** score first under Coach Strong.



## LONGHORNS IN THE NFL

As of Oct. 22, there were **25 former players on NFL active rosters** with three coaching in the NFL. Another 14 are on injured reserve or practice squads.

### Active Roster

Sam Acho, Chicago Bears (LB)  
 Malcom Brown, New England Patriots (DT)  
 Phil Dawson, San Francisco 49ers (PK)  
 Quandre Diggs, Detroit Lions (CB)  
 Michael Griffin, Tennessee Titans (S)  
 Jordan Hicks, Philadelphia Eagles (LB)  
 Tony Hills, New Orleans Saints (OT)  
 Lamarr Houston, Chicago Bears (DT)  
 Jackson Jeffcoat, Washington Redskins (LB)  
 Derrick Johnson, Kansas City Chiefs (LB)  
 Colt McCoy, Washington Redskins (QB)  
 Henry Melton, Tampa Bay Buccaneers (DT)  
 Roy Miller, Jacksonville Jaguars (DT)  
 Alex Okafor, Arizona Cardinals (LB)  
 Brian Orakpo, Tennessee Titans (LB)  
 Adrian Phillips, San Diego Chargers (S)  
 Cory Redding, Arizona Cardinals (DT)  
 Keenan Robinson, Washington Redskins (LB)  
 Brian Robison, Minnesota Vikings (DE)  
 Lyle Sendlein, Arizona Cardinals (C)  
 Geoff Swaim, Dallas Cowboys (TE)  
 Earl Thomas, Seattle Seahawks (S)  
 Justin Tucker, Baltimore Ravens (PK)  
 Kenny Vaccaro, New Orleans Saints (S)  
 Fozzy Whittaker, Carolina Panthers (RB)

### Coaching Staffs

Jerry Gray, Minnesota Vikings (DB Coach)  
 Richard Hightower, San Francisco 49ers (ST Coach)  
 Kyle Shanahan, Cleveland Browns (Off. Coord. Coach)

### Injured Reserve

Tarell Brown, New England Patriots (CB)  
 Jamaal Charles, Kansas City Chiefs (RB)  
 John Chiles, Chicago Bears (WR)  
 Marquise Goodwin, Buffalo Bills (WR)  
 Mykkele Thompson, New York Giants (S)  
 Chris Whaley, Dallas Cowboys (DT)  
 Aaron Williams, Buffalo Bills (CB) - designated for return

### Practice Squad

Malcolm Brown, St. Louis Rams (RB)  
 Carrington Byndom, Arizona Cardinals (CB)  
 Donald Hawkins, Miami Dolphins (OT)  
 Trey Hopkins, Cincinnati Bengals (OG)  
 Michael Huey, San Diego Chargers (OG)  
 Cedric Reed, Buffalo Bills (DE)  
 Jaxon Shipley, Arizona Cardinals (WR)



• **Coach Charlie Strong** on his recruiting philosophy: "We know this — the state of Texas will always be our home ground. We will always build it from this state. There are great high school coaches in this state. That's what it's all about. We will always know this, any time we need to go out of state where we can get into battles, I don't mind going outside the state to get in a battle. That's what it's all about; that's what recruiting is all about. We knew we were not going to back down."

- Texas may have one of the youngest teams in the nation. The Longhorns played up to as many as 21 freshmen in a game, including 15 true freshmen. Fifteen true freshmen saw action in the season opener vs. Notre Dame. Only Florida State, NC State and Syracuse played more freshmen in their first game, and just Georgia had more true freshmen get on the field.
- The Longhorns are among the leaders in the nation in total freshmen played this season with 25 (17 true, 8 redshirt).
- Only seven teams (29: Rice, TCU; 28: Clemson; 27: FAU; 26: N.C. State, USC and Wyoming) have played more freshmen than the Longhorns.
- Four times this year Texas has played a combined total of at least 20 freshmen: Notre Dame, Cal, OU, K-State.
- The game against Cal saw Texas play its most freshmen. A total of 22 played with 15 of them true freshmen.
- Texas is averaging 19.7 freshmen seeing action per game this season.

### TEXAS FRESHMEN PLAYED PER GAME

Opp	True	Redshirt	Total
Notre Dame	15	6	21
Rice	15	2	17
Cal	15	7	22
Oklahoma State	14	3	17
TCU	14	5	19
Oklahoma	15	6	21
Kansas State	15	6	21

### HEARD'S RECORD-SETTING PERFORMANCE

- After playing just six snaps in the season-opening loss at Notre Dame, redshirt freshman **QB Jerrod Heard** had his name called just prior to kick in the Week 2 win against Rice and responded with a solid performance against the Owls. Heard put up record-setting numbers despite making just his second career start (and playing in his third collegiate game) in a 45-44 loss to Cal on Sept. 19.

#### JERROD HEARD BY THE NUMBERS VS. CAL

- Set a UT single-game total offense mark with 527 yards (364 pass/163 rush). This performance topped the previous mark of 506 (239 pass/267 rush) by **Vince Young** at Oklahoma State in 2005.

- Became the second UT quarterback in school history to throw for 300 yards and rush for 100 yards, joining Colt McCoy (304 pass/175 rush) at Texas A&M on Nov. 26, 2009
- Led team to 650 yards of total offense, the eighth-highest single-game mark in UT history

- Completed 20-of-31 passes for 364 yards, including a long of 54 yards

- His 364 yards passing ranked 10th in UT single-game history and was the second-highest total by a freshman in UT history (**Major Applewhite** had 408 vs. Oklahoma State in 1998).

- Became the first UT freshman QB to throw for 300 yards since **Colt McCoy** (308) in the 2006 Alamo Bowl vs. Iowa

- Rushed 24 times for 163 yards (6.8 avg) with three TDs, including a long of 45 yards

- His 163 yards rushing marked the first time a UT freshman QB had rushed for 100 yards since **Vince Young** had 163 against Nebraska on Nov. 1, 2003 (14 carries) in Austin.

- His 163 yards rushing marked the eighth-best rushing effort by a QB in UT history and tied the best rushing effort by a freshman QB in school history

- His three rushing TDs tied a UT single-game freshman record (shared by four other players; last was **Joe Bergeron** vs. Texas Tech in 2011).

- His 163 yards rushing tied for the seventh-best single-game effort by a freshman in UT history

#### HEARD IN THE 2015 SEASON

- Leads the team in rushing with 489 yards on 102 carries (4.8 avg) and three TDs
- Has completed 60-of-102 passes (58.8%) for 813

### HEARD IN THE UT RECORD BOOKS

#### TOTAL OFFENSE IN SCHOOL HISTORY

Rk	Player	Rush	Pass	Total	Opp	Year
1.	^Jerrod Heard	163	364	527	Cal	2015
2.	Vince Young	267	239	506	Oklahoma St.	2005
3.	Colt McCoy	13	470	483	UCF	2009
4.	Colt McCoy	175	304	479	Texas A&M	2005
5.	Major Applewhite	3	473	476	vs. Washington	2001

#### RUSHING TD'S BY FRESHMAN - SINGLE GAME

Rk	TDs	Player	Opp	Year
1.	3	^Jerrod Heard	Cal	2015
3		Joe Bergeron	Texas Tech	2011
3		Cody Johnson	Oklahoma	2008
3		Jamaal Charles	Rice	2005
3		Butch Hadnot	Houston	1990

#### RUSHING YARDS BY FRESHMAN - SINGLE GAME

Rk	Yds	Player	Opp	Year
1.	213	Cedric Benson	Kansas	2001
5.	182	Johnny "Lam" Jones	at Rice	1976
6.	167	^Adrian Walker	TCU	1989
7.	163	^Jerrod Heard	Cal	2015
	163	^Vince Young	Nebraska	2003
	163	Ricky Williams	Texas A&M	1995

#### ALL-TIME PASSING YARDS - SINGLE GAME

Rk	Yds	Player	Opp	Year
1.	473	Major Applewhite	vs. Washington	2001
2.	470	Colt McCoy	UCF	2009
8.	391	Colt McCoy	Oklahoma St.	2008
9.	383	Chris Simms	Texas A&M	2000
10.	364	^Jerrod Heard	Cal	2015
	364	David Ash	Iowa State	2012

#### PASSING YARDS BY FRESHMAN - SINGLE GAME

Rk	Yds	Player	Opp	Year
1.	408	^Major Applewhite	Oklahoma St.	1998
2.	364	^Jerrod Heard	Cal	2015
3.	347	^Shea Morenz	at Colorado	1993
4.	346	^Colt McCoy	Oklahoma St.	1998
5.	326	^Mark Murdock	Texas Tech	1988

#### ALL-TIME QB 300/100

Player	Rush	Pass	Total	Opp	Year
Colt McCoy	175	304	479	Texas A&M	2005
^Jerrod Heard	163	364	527	Cal	2015

^ denotes redshirt freshman

yards with three TDs and two INT's

- Leads the team in total offense with 1,302 yards (186.0 avg)
- On pace to rank in the Top 10 in school history in both rushing and passing yards by a freshman.
- Approaching Top 5 in school history for rushing yards by a quarterback in a season.

## ROLL ON 18 WHEELER

- Junior **QB Tyrone Swoopes** may no longer be the starter but he is still contributing to the team in a significant way thanks to the "18 Wheeler" package installed by the coaching staff.
- Swoopes has come in to spell **Jerrod Heard** in short-yardage situations and the team has seen great success in both the running and passing game.
- Against Kansas State, Swoopes scored three rushing TD's to help carry the team to a 23-9 victory. He represented all 52 yards in the game-clinching drive with carries of 13, 29 and 10 yards on consecutive plays to punch it in.
- Since installing the package for the Oklahoma State game (Sept. 26), Swoopes has amassed 99 yards on 19 carries for an average of 5.2 per rush. He has scored 5 TD's in the package running and thrown one TD pass during the Oklahoma game (Oct. 10) to also help seal that victory. He also threw a TD pass at TCU (Oct. 3) but not as part of the "18 Wheeler" package.

### FUEL EFFICIENCY

- The efficiency of the "18 Wheeler" can be seen in Swoopes' ability to move the chains or score.
  - ^ Against Oklahoma State, all three of his carries resulted in a first down or a touchdown.
  - ^ Two of his four carries against Oklahoma resulted in a first down or touchdown, plus the TD pass
  - ^ Against K-State, in addition to his three TD's, three more of Swoopes' seven total carries moved the chains with first downs. Two of those first-down gains were of 13 and 29 yards.

## FOREMAN GAINING GROUND

- Sophomore **RB D'Onta Foreman** had a career-high 117 yards on just nine carries in the win over Oklahoma (Oct. 10).
- He broke one carry for a career-long 81 yards to close the third quarter that set up a touchdown pass from **Tyrone Swoopes** to **Caleb Bluiett**.
- His 81-yard rush is the longest rush by a UT player against Oklahoma and the second-longest non-TD run in UT history.
- Foreman also had 112 yards against TCU (Oct. 3) with a career high in carries (18).
- He is the first Longhorn with back-to-back 100-yard games since **Malcolm Brown** closed the 2013 season with three straight 100-yard performances.
- At TCU he also had career highs TCU with two receptions for 32 yards.

### GROWING BETTER WITH AGE

- Foreman tallied 73 yards on 15 carries all of 2014 as a freshman.
- Two carries for 37 yards in career debut against North Texas last year
- Five carries for 13 yards against West Virginia (Nov. 8, 2014)
- In 2015, Foreman has averaged 53.0 yards per game on 9.0 attempts per contest.

## DAJE JOHNSON MAKING SIGNIFICANT IMPACT, ALTERING GAMEPLANS

- Texas is averaging 17.8 yards per punt return this season to lead the Big 12 Conference overall along with Iowa State.
- **Daje Johnson** is the No. 2 individual in the league with an average of 15.8 yards.
- He is nearly leading the Big 12 despite only gaining three yards on two punt returns at Notre Dame in the season opener, one return for zero yards both at TCU (Oct. 3) and against K-State (Oct. 24). He also missed most of the game at TCU (Oct. 3) after suffering a concussion on UT's first possession and miss all of the game vs. Oklahoma (Oct. 10).
- Johnson was named **Big 12 Conference Special Teams Player of the Week** following the Rice game (Sept. 12) for his 35 yards on kickoff returns, 119 punt return yards, including an 85-yard TD return.
- During the game against California (Sept. 19), the Golden Bears found ways to avoid kicking to Johnson and keep his dangerous speed out of the return game. Cal punted four times against Texas, but **never lined up in punt formation**. By having **quarterback** Jared Goff quick-kick every punt, it ensured the Longhorns would not have Johnson, a WR, on the field when the Golden Bears elected to punt.
- Texas had zero punt returns against Cal as a result of all punts going out of bounds or being fair caught.
- Cal also avoided Johnson on kickoffs by kicking high and short to the up-backs or directional kicking away from him to another kick returner.
- In the win over Rice, Johnson's punt return for a TD was the first by a

### MOST TEAM PUNT RETURN YD'S IN UT HISTORY

	Yds	Opp	Date
1.	175	Rice	9/12/2015
2.	173	at Baylor	11/3/2001

### LONGEST PUNT RETURNS IN UT HISTORY

	Yds	Name	Opp	Year
1.	95t	Bohn Hilliard	vs. Oklahoma	1932
2.	94t	Jim Moore	at SMU	1973
3.	88t	Aaron Ross	at Missouri	2005
4.	85t	Daje Johnson	Rice	2015
	85t	Daje Johnson	vs. Oklahoma	2013

### MOST PUNT RETURN TD'S IN UT HISTORY

	Name	Total	Years
1.	Jordan Shipley	3	2006-09
	Aaron Ross	3	2003-06
	Jim Moore	3	1971-73
4.	Daje Johnson	2	2012-
	Nathan Vasher	2	2000-03
	Selvin Young	2	2002-06
	Mike Adams	2	1992-93, '95-96
	Raymond Clayborn	2	1973-76

## STRONG IN THE CLASSROOM

The University of Texas at Austin is considered one of the top public universities in the United States. Significant contributions to the academic, technological, business and arts have been made through the University and its alumni.

In its most recent university rankings, *U.S. News & World Report* rated The University of Texas at Austin the No. 16 public university in the country. *Forbes Magazine* rated it the No. 22 best value for colleges, and *Kiplinger* rated Texas the No. 14 best value for public institutions.

The acclaim is not limited to national rankings. The *U.S. News & World Report* rated UT Austin No. 30 on its list of Best Global Universities in 2014.

The University houses 18 colleges and schools that allow for students to earn degrees in 119 different undergraduate programs and 223 at the graduate level.

UT Austin has produced 31 Rhodes Scholars, one of the most prestigious post-graduate scholarships in all of academia. The most recent Longhorn to earn a Rhodes Scholarship is a member of the Texas Longhorns rowing team. Of the 31 Rhodes Scholars awarded in the history of UT Austin, nine of them have been student-athletes.

The campus offers 17 libraries and seven museums and students can get a head start on their future after college by utilizing one of the 16 career centers on campus.

Texas Head Football Coach Charlie Strong has seen his players take advantage of the countless opportunities the students at UT Austin have to advance their academic career. In his second season leading the program, the Longhorns have improved in a number of areas and posted the highest GPA in program history.

### Texas Football Academic Achievements

- After the Spring 2015 semester, the Texas Football team holds the highest cumulative GPA in program history with a 2.77.
- Eighteen (18) Texas Football students earned All-Big 12 Academic honors in the 2014 season.
- Sixty-seven (67) Texas Football students were named to the Big 12 Commissioner's Honor Roll by earning at least a 3.0 semester GPA in Fall 2014 and/or Spring 2015.
- Forty (40) current and former Texas Football student-athletes graduated or are projected to graduate during the 2014-15 academic year. Graduates included NFL alumni Priest Holmes, Nathan Vasher, and Marcus Wilkins.
- Texas Football posted the highest multiyear APR in program history with the 2013-14 data released in May.
- Current Texas Football students are pursuing majors from nearly every college on campus including: the McCombs School of Business, the Moody College of Communication, the College of Education, and the College of Liberal Arts, the College of Natural Sciences, and the Cockrell School of Engineering.

## UT'S RECORD WHEN...

	2015	Strong Era
Overall	3-4	9-11
Big 12	2-2	7-6
Non-conference	1-2	2-5
Home	2-2	5-6
Away	0-2	3-2
Neutral	1-0	1-3
Current streak	W2	
Current home streak	W1	
Current road streak	L2	
Last win	23-9, Kansas State, 10/24/2015	
Last loss	7-50, at #4/3 TCU, 10/3/2015	
Day game	2-2	4-5
Night Game	1-2	5-6
TV game	3-4	9-11
ABC	1-1	1-3
NBC	0-1	0-1
ESPN	0-1	0-3
FOX	0-1	1-2
FOX Sports 1	1-0	4-2
LHN	1-0	3-0
August		1-0
September	1-3	2-5
October	2-1	3-4
November		3-1
December		0-1
vs. Top 25 teams	1-3	2-8
vs. un-ranked teams	2-1	7-3
On artificial surface	2-3	8-9
On natural grass	1-1	1-2
Scoring first	3-0	9-1
Opponent scores first	0-4	0-10
Leading after 1st quarter	3-0	8-0
Tied after 1st quarter	0-1	0-1
Trailing after 1st quarter	0-3	1-10
Leading at halftime	3-1	8-2
Trailing at halftime	0-2	0-8
Tied at halftime	0-1	1-1
Leading after 3rd quarter	3-1	8-1
Trailing after 3rd quarter	0-3	0-9
Tied after 3rd quarter	0-0	1-1
Overtime	0-0	0-0
Scoring 20 points or less	0-2	0-8
Scoring 21 points or more	3-2	9-3
Scoring 30+ points	1-1	5-1
Allowing 20 points or less	2-0	7-1
Allowing 21 points or more	1-4	2-10
With 100-yard rusher	2-2	4-2
Allow 100-yard rusher	2-1	4-4
With 300-yard passer	0-1	2-2
Allow 300-yard passer	0-2	1-2
No turnovers	2-1	3-2
Less than three turnovers	3-4	8-8
Three or more turnovers	0-0	0-3
No takeaways	0-1	0-5
Three or more takeaways	1-1	4-1
Fewer turnovers	3-1	8-2
Equal turnovers	0-2	1-2
More turnovers	0-1	0-7
Win time of possession	2-1	6-4
Opp. wins time of possession	1-3	3-7
Possession time equal	0-0	0-0

Longhorn since he did so against Oklahoma on Oct. 12, 2013. That return also went for 85 yards against the Sooners.

- The 85-yard punt return is tied for the fourth longest in school history
- Johnson also became the eighth player in UT history to have at least two career punt returns for touchdowns. He is just one behind the career leaders: Jordan Shipley (2006-09), Aaron Ross (2003-06) and Jim Moore (1971-73).
- On kickoff returns, Johnson also is a threat. He ranks fourth in the Big 12 with an average of 24.5 yards.
- With Johnson's punt and kick returns added to his receiving yards, he ranks No. 10 in the Big 12 Conference in all-purpose yards at **110.0 yards per game**. Those numbers took a dip after he had one catch for five yards at TCU (Oct. 3) and left the game with a head injury. (DNP vs. Oklahoma) He also had just 41 yards receiving and zero yards on a punt return against K-State (Oct. 24).
- Helping Texas and its high average in punt returns is **Duke Thomas**. He also grabbed a short punt against Rice and returned it 56 yards to set up another Texas touchdown.
- With Johnson and Thomas combined, Texas tallied 175 punt return yards to break the school record. The previous best was 173 yards against Baylor on Nov. 3, 2001. All those yards came from Nathan Vasher.
- Texas averaged 43.8 yards on punt returns against Rice.

### PUNTER DOWN UNDER

- Freshman punter **Michael Dickson** hails from Australia. He is part of a recent surge in kicking specialists from the nation over recent years in college football.
- In his first year playing American Football rather than Australian Rules Football, Dickson is averaging 40.0 yards per punt on his 45 attempts through seven contests with a season-long of 59 yards.
- On Saturday against Kansas State, Dickson had a game-saving effort early in the fourth quarter to preserve UT's home win. With 4th-and-19 at the K-State 41-yard line, the snap sailed over his head and he recovered to make a running scoop and kick all the way back at the UT 32-yard line while being chased by defenders. The ball took a Texas bounce and was downed at the 8-yard line. The final result: a 33-yard punt that pinned K-State deep in its own territory (instead of allowing K-State to take over deep in Texas' end of the field).
- Dickson had two more impressive punts in the decisive fourth quarter against K-State. He had a 45-yard effort that should have been downed inside the 5-yard line but was misplayed by UT's punt coverage unit and bounced into the end zone for a touchback. Then with just over 4:30 remaining in the game and the ball at the UT 29-yard line, Dickson boomed a 51-yard punt that pinned the Wildcats' back at their 20-yard line.
- In total, 11 of Dickson's punts have been 50 yards or longer, and he's placed 11 of his punts inside the opponent's 20-yard line (with only three touchbacks) for some impressive percentages.
- When Dickson's punts are returnable, the Texas punt coverage teams ranks among the best in the nation as the Longhorns are only allowing 2.8 yards per punt return to rank No. 10 in the FBS and No. 2 in the Big 12.

#### DICKSON PUNTING BREAKDOWN

Category	No.	Pct.
Inside 20	11	24.4
50+ Yds	11	24.4
Faircatches	18	40.0
OB or Downed	15	33.3
Touchbacks	3	6.7
Returnable Punts	9	20.0

#### OPPONENT PUNT RETURNS

Returns	Yds	Long	Avg.
9	25	11	2.8

### JINKENS EMERGING AS SENIOR LEADER

- Senior **LB Peter Jinkens** has moved into a leadership role while taking command of the starting spot at strong-side LB. A fourth-year player who served as a backup in 2012 and a part-time starter as a sophomore and junior, Jinkens has now played in 46 career games with 18 starts. He leads the team in tackles with 52 (32 solo) and ranks 10th in the Big 12 in conference play with 29 total tackles (20 solo). He has two sacks and 5.0 TFL and four quarterback hurries this season as well.

#### PETER JINKENS BY THE NUMBERS

- One off the team-lead with eight tackles (six solo) in win over Oklahoma (Oct. 10)
- Posted a team-high eight tackles (six solo), including one TFL, at TCU (Oct. 3)
- Posted a team-high nine tackles (five solo), including two TFL, against Oklahoma State (Sept. 26)
- Recorded six tackles (four solo) and one quarterback hurry against Cal (Sept. 19)
- Tallied seven tackles (four solo) in the home win against Rice (Sept. 12)
- Led the team with 10 tackles (four solo), including one sack and one TFL, at Notre Dame (Sept. 5)
- The 10-tackle effort at Notre Dame was just two stops shy of his career high (12 at Baylor in 2013)

### THOMAS LEADING BY EXAMPLE IN SECONDARY

- Senior **CB Duke Thomas** is the unquestioned leader of the Texas secondary. A preseason All-Big 12 selection, Thomas has played in all 46 games over the last four seasons (30 starts). He ranks third on the team in total tackles with 38 (28 solo), including 3.0 TFL.

#### DUKE THOMAS BY THE NUMBERS

- Led the team with eight tackles (six solo) in 23-9 victory over Kansas State (Oct. 24)
- Had three tackles (all solo) along with one PBU against Oklahoma (Oct. 10)



- Posted seven tackles (five solo), including one TFL, against Oklahoma State (Sept. 26)
- Registered seven tackles (five solo) against Rice (Sept. 12)
- Tallied two PBU's at TCU (Oct. 3)

### RIDGEWAY COMES UP BIG

• Junior **DT Hassan Ridgeway** has played in 32 career games (14 starts) and was named to the 2015 preseason watch list for the Outland Trophy. He battled through a back injury throughout fall camp and came off the bench in the first three games this year. Ridgeway earned his first start of the season in the 30-27 loss to Oklahoma State (Sept. 26) and responded with a solid effort. For the year, he is seventh on the team in total tackles with 25 (17 solo) and fourth in TFL (4.5).

#### HASSAN RIDGEWAY BY THE NUMBERS

- Only tackle in win over Oklahoma (Oct. 10) was for a loss of five yards.
- Made his first start of the season against Oklahoma State (Sept. 26) and registered six tackles (four solo), including 1.5 TFL, one sack and one fumble recovered for a 34-yard TD.
- The fumble recovery marked the first of Ridgeway's career.
- In his first three contests (all off the bench), Ridgeway recorded 10 total tackles (nine solo), including two TFL.
- Made three tackles, one solo, in his second start of the season at TCU (Oct. 3).

### JEFFERSON RECEIVES NATIONAL RECOGNITION

- True freshman **LB Malik Jefferson** tallied two sacks to help the Texas defense carry the Horns to a 24-17 win over No. 10/9 Oklahoma in the AT&T Red River Showdown.
- For his efforts of two sacks, six tackles (five solo) he was named the Walter Camp Football Foundation FBS National Defensive Player of the Week.
- He also received Big 12 Conference Co-Defensive Player of the Week honors.

### JEFFERSON MAKES IMMEDIATE IMPACT

- True freshman **LB Malik Jefferson** has made an immediate impact on the Texas defense. Through his first seven collegiate games (all starts), Jefferson ranks second on the team in total tackles with 39 (24 solo). He also has added 6.0 TFL to lead the team in that category and has 2.5 sacks. He has five quarterback hurries, two PBU's and one fumble recovery (returned 26 yards for a TD).

#### MALIK JEFFERSON BY THE NUMBERS

- Two sacks in 24-17 win over No. 10/9 Oklahoma (Oct. 10)
- Tied for the team lead with nine tackles (three solo) against Cal (Sept. 19)
- Team-high nine tackles (six solo), including one TFL, four QB hurries and one fumble recovery in the home win against Rice (Sept. 12)
- Returned the fumble against Rice 26 yards for a TD, marking his first collegiate touchdown
- Posted nine tackles (five solo), including 2.5 TFL, in the season-opening loss at Notre Dame (Sept. 5)
- Poised to crack the Top 10 in school history for TFL's and sacks by a freshman

### HAINES PREFERS TO PICK

- A former walk-on who was placed on scholarship prior to the 2014 season, junior **SS Dylan Haines** has played in 20 games (19 starts). Haines led the team in interceptions (four) and ranked second in pass breakups (seven) and third in tackles (86) last season. This year, despite missing the majority of the Cal game (Sept. 19) due to a targeting call early in the first quarter, Haines leads the team with three interceptions through the first seven contests this year.
- For his career he has seven interceptions with a total of 119 return yards. That is close to cracking the career Top 5 list in Texas history. **Michael Huff** sits at No. 5 with 162 interception return yards.

#### DYLAN HAINES BY THE NUMBERS

- Tied for fourth on the team in total tackles with 28 (23 solo), including one sack, one TFL and 3 PBU's
- Recorded four tackles (three solo), one INT (no return) and two PBU's against K-State (Oct. 24)
- Recorded seven tackles (six solo), one interception (29-yard return) and one PBU against Oklahoma State (Sept. 26)
- Registered seven tackles (five solo) in the season-opening loss at Notre Dame (Sept. 5)
- Tallied four tackles (three solo) at TCU (Oct. 3)

### HILL RECORDS PICK-SIX

- True freshman **CB Holton Hill** delivered in a huge way during UT's loss to Oklahoma State (Sept. 26). Hill recorded his first career interception and returned it 41 yards for a touchdown late in the third quarter. For the year, he has tallied 22 tackles (20 solo) and posted two PBU's.
- The last time a true freshman returned an interception for a touchdown was Sept. 27, 2008 when **Aaron Williams** ran a pick-six back 81 yards against Arkansas. Williams currently plays for the Buffalo Bills.
- Hill got the first start of his career at TCU (Oct. 3). He registered seven tackles to rank second on the team for the

## TOP 25 POLLS

WEEK 9 | OCT. 25

### ASSOCIATED PRESS TOP 25 POLL

Rk	Team	Record	Pts.	Last Wk
1	Ohio State (39)	8-0	1466	1
2	<b>Baylor (7)</b>	<b>7-0</b>	<b>1417</b>	<b>2</b>
3	Clemson (6)	7-0	1378	6
4	LSU (5)	7-0	1344	5
5	<b>TCU (3)</b>	<b>7-0</b>	<b>1327</b>	<b>4</b>
6	Michigan State	8-0	1250	7
7	Alabama (1)	7-1	1163	8
8	Stanford	6-1	1062	10
9	<b>Notre Dame</b>	<b>6-1</b>	<b>997</b>	<b>11</b>
10	Iowa	7-0	934	12
11	Florida	6-1	867	13
12	<b>Oklahoma State</b>	<b>7-0</b>	<b>864</b>	<b>14</b>
13	Utah	6-1	867	3
14	<b>Oklahoma</b>	<b>6-1</b>	<b>697</b>	<b>17</b>
15	Michigan	5-2	666	15
16	Memphis	7-0	660	18
17	Florida State	6-1	571	9
18	Houston	7-0	411	21
19	Ole Miss	6-2	368	24
20	Toledo	7-0	365	19
21	Temple	7-0	307	22
22	Duke	6-1	274	23
23	Pitt	6-1	161	25
24	UCLA	5-2	110	NR
25	Mississippi State	6-2	103	NR

Dropped: Texas A&M (15), **California (20)**

Others receiving votes: Texas A&M (73), North Carolina (46), USC (33), BYU (18), Georgia (17), Wisconsin (15), Northwestern (10), Appalachian State (6), **California (5)**, Washington State (2)  
Texas opponents in bold

### USA TODAY COACHES POLL

Rk	Team	Record	Pts.	Rank
1	Ohio State (49)	8-0	1557	1
2	<b>Baylor (10)</b>	<b>7-0</b>	<b>1488</b>	<b>2</b>
3	<b>TCU (2)</b>	<b>7-0</b>	<b>1418</b>	<b>3</b>
4	LSU (1)	7-0	1345	5
5	Michigan State	8-0	1338	4
6	Clemson (1)	7-0	1323	6
7	Alabama	7-1	1196	8
8	Stanford	6-1	1073	11
9	<b>Notre Dame</b>	<b>6-1</b>	<b>1072</b>	<b>10</b>
10	<b>Oklahoma State</b>	<b>7-0</b>	<b>972</b>	<b>12</b>
11	Iowa	7-0	929	13
12	Florida	7-1	848	14
13	<b>Oklahoma</b>	<b>6-1</b>	<b>809</b>	<b>15</b>
14	Utah	6-1	763	7
15	Florida State	6-1	647	9
16	Memphis	7-0	640	17
17	Michigan	5-2	611	17
18	Duke	6-1	393	21
19	Houston	7-0	385	22
20	Toledo	7-0	370	20
21	Ole Miss	6-2	354	23
22	Temple	7-0	277	24
23	Georgia	5-2	116	25
24	Pitt	6-1	111	NR
25	UCLA	5-2	95	NR

Dropped: Texas A&M (16), **California (19)**

Others receiving votes: Texas A&M (89), Mississippi State (70), North Carolina (55), Wisconsin (36), **California (17)**, Navy (15), USC (14), Northwestern (14), BYU (11), Washington State (11), Oregon (11), Marshall (1), Boise State (1)  
Texas opponents in bold

## UT'S 2015 NCAA/BIG 12 RANKINGS

### TEAM

Category	NCAA	Big 12	Value
Rushing Offense	33	4	206.3
Passing Offense	120	10	141.4
Passing Efficiency	84	8	123.84
Total Offense	107	9	347.7
Scoring Offense	96	9	24.3
Tackles for Loss Allowed	110	9	7.29
Sacks Allowed	107	6	2.86
Off. 3rd-down Eff.	91	10	36.6%
Fumbles Lost	24	2	3
Turnovers Lost	6	1	5
Rushing Defense	87	7	197.3
Pass Defense	99	6	257.3
Pass Efficiency Defense	116	9	153.88
Total Defense	101	7	436.6
Scoring Defense	90	7	31.0
Tackles For Loss	51	5	6.4
Sacks	34	3	2.57
Def. 3rd-down Eff.	110	7	46.2%
Net Punting	65	7	37.69
Punt Returns	9	2	17.75
Kickoff Returns	96	8	19.28
Turnover Margin	12	2	1.00
Fewest Penalties	64	5	46
Fewest Penalty Yards	81	5	455
Fewest Penalty Yards/Game	72	5	6.57

### INDIVIDUAL

Category	NCAA	Big 12	Value
All Purpose Yards/Game			
Daje Johnson	69	10	110.00
Field Goals/Game			
Nick Rose	92	8	0.86
Field Goal Pct.			
Nick Rose	84	7	66.7
Kickoff Returns			
Daje Johnson	44	7	24.1
Punt Returns			
Daje Johnson	8	2	15.8
Punt Return Touchdowns			
Daje Johnson	3	1	1
Passing Yards/Game			
Jerrod Heard	104	9	116.1
Punting Average			
Michael Dickson	78	6	40.0
Rushing Yards/Game			
Jerrod Heard	84	7	69.9
Rushing TD's Total			
Tyrone Swoopes	78	9	5
Total Offense			
Jerrod Heard	85	8	186.0
Interceptions Total			
Dylan Haines	20	4	3
Interceptions/Game			
Dylan Haines	23	4	0.4

game. His six solo stops paced the team along with senior **Peter Jinkens**.

- He also registered a PBU at TCU and leads the team in that category for the season with two.
- Started against Oklahoma and registered eight tackles while helping hold the Sooners to 278 yards.
- Had five tackles in 23-9 victory over K-State (Oct. 24)

### CLOSE CALLS IN BACK-TO-BACK WEEKS

- Texas easily could be entering Saturday's game against K-State with a 4-2 mark if not for some late-game breakdowns and costly mistakes in two contests. The Horns have dropped their games against Cal (Sept. 19) and Oklahoma State (Sept. 26) by a total of four points, both in heart-breaking fashion.

#### KEY PLAY DOWN THE STRETCH VS. CAL

- Despite trailing by 21 points entering the fourth quarter (45-24), the Longhorns used a trio of TDs to pull within a single point (45-44) after **Jerrod Heard's** 45-yard TD run with 1:11 remaining. However, UT missed the tying extra point (wide right) and could not recover the ensuing onside kick attempt.

#### KEY PLAYS DOWN THE STRETCH VS. OKLAHOMA STATE

- Texas held a 27-24 lead with 4:03 remaining in the game, when OSU took over possession at its own 49.
- After an incompletion on first down, the Longhorns were penalized three successive times, moving the ball to the UT 19.
  - ^ A pass interference call moved the ball to the UT 44
  - ^ On an Oklahoma State rushing play, UT was called for defensive holding which moved the ball to the UT 34.
  - ^ Following that penalty, Texas also was flagged for unsportsmanlike conduct that took the ball to the UT 19.
- After UT held the Cowboys to a field goal (tying the score at 27-27), Texas took over on its own 25 with 1:26 remaining.
- The Longhorns went three-and-out on their offensive possession and were forced to punt.
- On the ensuing punt, UT fumbled the snap and was only able to punt the ball 10 yards – which setup OSU at the UT 18. Two plays later, Oklahoma State PK Ben Grogan converted a 40-yard field goal with six seconds left to give the Cowboys the victory.

### TOTAL TEAM EFFORT

- Texas tallied 650 total yards on offense in the 45-44 loss to Cal (Sept. 19). That number ranks eighth in school history for a single game.
- The last time Texas had 600+ yards on offense was in the season opener against New Mexico State in 2013 when the Longhorns set the school record of 715 yards.
- Texas ran for 286 yards rushing and an average of 5.5 yards per carry.
- **QB Jerrod Heard** threw for 364 yards with four different players grabbing at least four receptions.

#### MOST TOTAL OFFENSE IN UT HISTORY

Rk	Total	Rush	Pass	Opp	Year
5.	673	513	160	North Texas	2004
6.	657	557	100	Baylor	1968
7.	651	517	134	TCU	1969
8.	650	286	364	Cal	2015
9.	645	347	298	at Baylor	2005
10.	639	304	335	UTEP	2009

### SHARING THE WEALTH

- **Marcus Johnson** and **Caleb Bluiett** each scored their first touchdowns of the season in the 24-17 win over OU.
- With those two scores, Texas has now seen nine different players score on offense this season.
- Texas has scored 22 touchdowns so far this year, three have been on defense and one on special teams.

### EYES UPON TEXAS

- The AT&T Red River Showdown between Texas and Oklahoma (Oct. 10) was the **most watched** college football game of Week 6.
- ESPN/ABC announced the 110th meeting between the rivals rated No. 1, earning an average of 4,992,000 viewers.
- It was the most viewed Red River Showdown since 2011, up 14% from 2014 and 12% from 2012.



## COACHING STAFF



# CHARLIE STRONG

## Head Coach • Second Year

A two-time conference coach of the year and the architect of a revitalized University of Louisville program that posted at least 11 wins in each of his final two seasons, Charlie Strong is in his second year as the Texas head football coach.

Strong, the 29th head coach in UT history, spent the previous four seasons as Louisville head coach, re-energizing a program that was coming off back-to-back losing seasons (5-7 in 2008, 4-8 in 2009) and a 15-21 record in the three years prior to his arrival. He amassed a 37-15 record, a pair of Big East Conference Championships (2011, 2012) and was named Big East Coach of the Year in both 2010 and 2012. He also led UofL to four straight bowl game appearances (3-1 record), including a victory over No. 4 Florida in the 2013 Allstate Sugar Bowl.

During 2014, Strong rallied the Longhorns from a 3-5 record to reach a bowl game despite the loss of two key starters on offense (QB David Ash, C Dominic Espinosa) and one on defense (DT Desmond Jackson) for nearly the entire season.

Texas ended the season with one of the better defenses in the nation, ranking 25th in the FBS in total yards allowed (348.5 per game), No. 11 in passing defense (184.2 ypg), No. 7 in yards allowed per play (4.68), 15th in passing efficiency defense (110.04 rating), tied for 11th in sacks (3.1 pg) and 31st in points allowed (23.8 pg).

A number of players earned individual honors in Strong's first season. Defensive tackle Malcom Brown was a finalist for both the Nagurski and Outland trophies, as well as becoming the 47th consensus All-American in school history. Brown and linebacker Jordan Hicks earned All-America honors. They were also among 10 players to secure All-Big 12 accolades.

Five players - Brown (first round to New England), Hicks (third round to Philadelphia), safety Mykkele Thompson (fifth round to NY Giants), cornerback Quandre Diggs (sixth round to Detroit) and tight end Geoff Swaim (seventh round to Dallas) - were selected in the 2015 NFL Draft.

During his final two seasons at Louisville, the Cardinals' were nation's fourth-winningest program, posting a 23-3 record (88.5 percent) and registering bowl victories in consecutive seasons for the first time in school history. Louisville's 11-plus win seasons in 2012 and 2013 were the fourth and fifth in school history and the first back to back. UofL finished among the nation's top 15 for a school-record second straight year.

Strong spent seven seasons as the defensive coordinator at the University of Florida under Meyer from 2005-09 and Ron Zook from 2003-04 where he helped the Gators win a pair of national titles - 2008 over Oklahoma and 2006 over Ohio State.

From 2003-09, Strong's defensive units at Florida allowed an average of 17.6 points per game, which ranked ninth in the country over that span. His stint as defensive coordinator marked his fourth tenure at Florida, including a stretch from 1991-94 in which he coached defensive ends (1991-93) and defensive tackles (1994) after coaching outside linebackers in 1988-89, and serving as a graduate assistant in 1983-84. He served as Florida's assistant head coach from 2005-07 and was the associate head coach in 2008-09.

Before returning to Florida for the fourth time, Strong was defensive coordinator at the University of South Carolina from 1999-2002.

Outside of his time at Louisville, Florida, and South Carolina, Strong's career stops have included one season (1985) at Texas A&M as a graduate assistant before moving on to Southern Illinois as wide receivers coach from 1986-87, one season (1990) at Mississippi as wide receivers coach and four seasons (1995-98) as the defensive line coach at Notre Dame.

A native of Batesville, Ark., Strong was a three-year letterwinner (1979-81) and three-time all-conference safety at Central Arkansas, where he graduated in 1982 with a bachelor's degree in education. He and his wife, Vicki, have a son, Tory, and two daughters, Hailee and Hope.

### STRONG AT-A-GLANCE

Hometown \_\_\_\_\_ Batesville, Ark.  
High School \_\_\_\_\_ Batesville  
College \_\_\_\_\_ Central Arkansas '82  
Year in coaching \_\_\_\_\_ 33rd  
Wife \_\_\_\_\_ Vicki  
Children \_\_\_\_\_ Tory, Hailee, Hope

### STRONG YEAR-BY-YEAR

Yr.	School	Record	Bowl
2015	Texas _____	3-4	
2014	Texas _____	6-7	Texas
2013	Louisville (#15/#15) _____	12-1	Russell Athletic
2012	Louisville (#13/#13) _____	11-2	Sugar
2011	Louisville _____	7-6	Belk
2010	Louisville _____	7-6	Beef O'Bradys
2009	Florida (Assoc. HC/DC/LBs) _____		BCS
2008	Florida (Assoc. HC/DC/LBs) _____		Capital One
2007	Florida (Asst. HC/Co-DC/LBs) _____		BCS
2006	Florida (Asst. HC/Co-DC/LBs) _____		Outback
2005	Florida (Asst. HC/Co-DC/LBs) _____		
2004	Florida (DC/DEs) _____	0-1	Peach*
2003	Florida (DC/DEs) _____		Outback
2002	South Carolina (DC) _____		Outback
2001	South Carolina (DC) _____		Outback
2000	South Carolina (DC) _____		
1999	South Carolina (DC) _____		
1998	Notre Dame (DL) _____		Gator
1997	Notre Dame (DL) _____		Independence
1996	Notre Dame (DL) _____		
1995	Notre Dame (DL) _____		Orange
1994	Florida (Asst. HC/DTs) _____		Sugar
1993	Florida (DEs) _____		Sugar
1992	Florida (DEs) _____		Gator
1991	Florida (DEs) _____		Sugar
1990	Mississippi (WRs) _____		Gator
1989	Florida (OLBs) _____		Freedom
1988	Florida (OLBs) _____		
1987	Southern Illinois (WRs) _____		
1986	Southern Illinois (WRs) _____		
1985	Texas A&M (GA) _____		Cotton
1984	Florida (GA) _____		
1983	Florida (GA) _____		Gator
*Served as interim head coach			
Career Record (Six Years) _____		46-27 (.630)	
Bowl Record _____		3-3 (.500)	

## ASSISTANT COACHES



**Vance Bedford**  
2nd Year

Defensive  
Coordinator/  
Secondary  
Field



**Brick Haley**  
1st Year

Defensive Line  
Field



**Brian Jean-Mary**  
2nd Year

Linebackers/  
Recruiting  
Coordinator  
Field



**Jay Norvell**  
1st Year

Wide Receivers  
Field



**Tommie Robinson**  
2nd Year

Running Backs  
Field



**Jeff Traylor**  
1st Year

Tight Ends/  
Special Teams  
Coordinator  
Press Box



**Chris Vaughn**  
2nd Year

Defensive Backs  
Press Box



**Shawn Watson**  
2nd Year

Assistant Head  
Coach for Offense /  
Quarterbacks  
Press Box



**Joe Wickline**  
2nd Year

Offensive Coordinator  
/ Offensive Line  
Field

### UT ON THE INTERNET/SOCIAL MEDIA

**www.TexasSports.com**  
**Twitter: @Longhorn\_FB /**  
**@Strong\_TexasFB**

Up-to-date information on the football team is available on the football page at [www.TexasSports.com](http://www.TexasSports.com). Quotes from news conferences, releases, feature stories and game notes will be available. You can also follow on twitter: @Longhorn\_FB and @Strong\_TexasFB.

### WEEKLY NEWS CONFERENCE

A weekly news conference with head coach Charlie Strong is held at 11 a.m. Central Monday on the ninth floor of Bellmont Hall (west side of Darrell K Royal-Texas Memorial Stadium). Select players are available following Strong. Longhorn Network airs live from 11 a.m. to noon. Strong's portion of the news conference is also streamed live on [TexasSports.com](http://TexasSports.com).

### BIG 12 CONFERENCE CALL

Head coach Charlie Strong participates in the Big 12 Conference's weekly coaches conference call each Monday from 9:50-10:00 a.m. Central. Contact Big 12 associate media relations director Joni Lehmann at (469) 524-1000 or [joni@Big12sports.com](mailto:joni@Big12sports.com) for the access number.

### MEDIA AVAILABILITY

Practices are closed to the public and media. There will be post-practice media availability on Tuesday and a Wednesday afternoon session at the Moncrief Athletics Complex, though the best time for interviews is during the Monday news conference which begins at 11 a.m. Central on the ninth floor of Bellmont Hall (west side of Darrell K Royal-Texas Memorial Stadium). Interview inquiries should be sent to Assistant AD for Media Relations Scott McConnell ([sm@utexas.edu](mailto:sm@utexas.edu)).

### POSTGAME

The Texas locker room is closed. Postgame interviews at home will be conducted in the Moncrief Athletics Complex. Interviews on the road will be conducted at a designated area. **NO INTERVIEWS ARE TO BE CONDUCTED ON THE FIELD FOLLOWING THE GAME.** After a 10-minute cooling off period, players and coaches will be escorted to the interview area. Failure to abide by this rule will result in termination of credential.

### Texas Athletics Media Relations (512) 471-6036

**Asst. AD for Media Relations:** Scott McConnell  
 E-Mail: [sm@utexas.edu](mailto:sm@utexas.edu)  
 Cell: 512-748-1345

**Assoc. Media Relations Director:** Joe Hernandez  
 E-Mail: [joe.hernandez@athletics.utexas.edu](mailto:joe.hernandez@athletics.utexas.edu)  
 Cell: 512-784-0884

**Asst. Media Relations Director:** David Wiechmann  
 E-Mail: [dwiech@utexas.edu](mailto:dwiech@utexas.edu)  
 Cell: 936-234-2711

#### Mailing Address:

P.O. Box 7399, Austin, TX 78713

#### Overnight Address:

2139 San Jacinto Blvd, RMRZ B.206  
 Austin, TX 78712

### VIDEO CLIPS

Video requests should be sent to Joe Hernandez in the athletics media relations office ([joe.hernandez@athletics.utexas.edu](mailto:joe.hernandez@athletics.utexas.edu) or 512-471-8373).

### CREDENTIALS

Requests may be submitted at [utcredentials.com](http://utcredentials.com).

### PHOTOGRAPHY

Action shots of UT coaches and student-athletes can be requested by contacting the UT Athletics Photography Department at 512-471-6573 or [photo@athletics.utexas.edu](mailto:photo@athletics.utexas.edu).

### USE OF AUDIO/VIDEO IN COVERAGE

Any accredited media entity collecting "video or audio materials" (film, traditional video or audio, digital video or audio, photos, etc.) from University of Texas Athletics events (games, practices, post-practice/post-game interviews and press conferences) may use that material only for traditional television newscasts, web-based or print coverage (see note below regarding policy on game video on web), or other electronic transmission as approved by The University in writing, with a limitation of up to three (3) minutes in length from any single event. That three (3)-minute package may contain no more than two (2) minutes of game highlights. Its usage must be only as supporting video/audio for a reported story and not simply as rebroadcast/streamed highlights or interview sessions. Accredited media entities may not offer any live video, audio or other coverage of the event (or tape delay rebroadcast coverage in its entirety) without the advance written permission of The University of Texas athletics department. Video is for news usage only and may not be sponsored or sold. This policy includes all games, matches, practices and events involving any of Texas' athletics programs. It includes all media events — press conferences, pre/post-practice interviews and pre/post-game interviews. Policy permits entities to use up to two (2) minutes of video on air (whether taken from the network feed or shot themselves) or on the entity's website. Reports and features must be filed postgame and not during the game. If a game/event is contracted to a network television partner, all highlights may remain on a website no longer than 48 hours following the game/event's conclusion. Highlights may not be used via social media platforms except as a link back to the website/URL hosting the highlights.

### COLLEGEPRESSBOX.COM

The official media site for Big 12 football will provide one-stop access to updated contact information, media guides, game notes, game books, quotes, links and more for each of the conference's 10 schools and the conference office. To obtain a password, send an email to [password@collegepressbox.com](mailto:password@collegepressbox.com).

### SATELLITE RADIO

A live radio broadcast for each UT game can be heard on SiriusXM Satellite: XM 202; Sirius 117; Internet 969; Spanish 550.

### LONGHORN IMG RADIO NETWORK

For complete coverage of Texas Longhorns football, tune into the Longhorn IMG Radio Network. **Craig Way** (play-by-play), **Roger Wallace** (color) and **Quan Cosby** (sideline) call the action. Longhorn Weekly, Charlie Strong's one-hour radio show, airs Thursdays on both the radio network and Longhorn Network.

Abilene	KKHR 106.3 FM
Alpine	KVLF 1240 AM
Amarillo	KGNC 710 AM
Austin^*	KTX 104.9 FM
Austin	KOKE 99.3 FM
Austin	KTAE 105.3 FM
Austin	KTAE 1490 AM
Austin	KLGO 98.5 FM
Austin	KLGO 1260 AM
Big Spring	KBTS 1490 AM
Bonham	KFYN 1420 AM
Carthage*	KGAS 1590 AM
Carthage*	KGAS 104.3 FM
Corpus Christi*	KEYS 1440 AM
Crockett	KIVY 92.7 FM
Dallas*	KRLD 1080 AM
Del Rio	KWMC 1490 AM
El Paso	KROD 600 AM
Fort Stockton	KFST 860 AM
Henderson*	KWRD 1470 AM
Houston*	KFNC 97.5 FM
Liberty	KSHN 99.9 FM
Livingston	KETX 92.3 FM
Malakoff	KLVQ 1410 AM
Malakoff	KLVQ 94.5 FM
Marble Falls	KBey 103.9 FM
Marshall*	KHMT 1450 AM
Marshall*	KHMT 103.9 FM
McAllen	KJAV 104.9 FM
Orange*	KOGT 1600 AM
Paris	KFYN 104.3 FM
Rusk/Jacksonville	KTLU 1580 AM
San Angelo*	KKSA 1260 AM
San Antonio*	WOAI 1200 AM
Temple	KTEM 1400 AM
Tyler/Longview	KTBB 600 AM
^Flagship; * Longhorn Weekly Show Affiliate	

### SPANISH LANGUAGE BROADCAST

The Longhorn IMG Radio Network offers Cadena Deportiva, a Spanish language radio broadcast of Texas football games. It can be heard in Austin on KTX-HD2 97.1 FM and KZNX 1530 AM.

# 2015 TEXAS FOOTBALL NUMERICAL ROSTER

No.	Name	Pos.	Ht.	Wt.	Yr.-Exp	Hometown (High School)	No.	Name	Pos.	Ht.	Wt.	Yr.-Exp	Hometown (High School)
1	Burt, John	WR	6-2	184	Fr.-HS	Tallahassee, Fla. (Lincoln)	44	Hager, Breckyn	LB	6-3	224	Fr.-HS	Austin, Texas (Westlake)
1	Davis, Shiro	DE	6-3	256	Sr.-3L	Shreveport, La. (Woodlawn)	45	Wheeler, Anthony	LB	6-2	209	Fr.-HS	Dallas, Texas (Skyline)
2	Boyd, Kris	CB	6-0	188	Fr.-HS	Gilmer, Texas (Gilmer)	46	Jefferson, Malik	LB	6-3	232	Fr.-HS	Mesquite, Texas (Potet)
3	Foreman, Armani	WR	5-11	204	So.-1L	Texas City, Texas (Texas City)	47	Beck, Andrew	TE	6-3	232	So.-1L	Tampa, Fla. (Plant)
4	Elliott, DeShon	S	6-1	205	Fr.-HS	Rockwall, Texas (Rockwall-Heath)	48	Cruciani, Dominic	TE	5-11	216	Sr.-SQ	Southlake, Texas (Carroll/UT-Arlington)
4	Johnson, Daje	WR	5-9	184	Sr.-3L	Pflugerville, Texas (Hendrickson)	48	Gonzales, Trey	LB	5-10	220	Sr.-SQ	Friendswood, Texas (Friendswood)
5	Hill, Holton	DB	6-2	179	Fr.-HS	Houston, Texas (Lamar)	49	Roberson, Derick	DE	6-3	238	Fr.-RS	San Antonio, Texas (Brennan)
5	Joe, Lorenzo	WR	6-2	202	So.-1L	Abilene, Texas (Cooper)	49	Sims, Matthew	P	6-2	181	So.-RS	Dallas, Texas (Lovejoy)
6	McNeal, DeAndre	WR	6-1	236	Fr.-HS	Mesquite, Texas (Potet)	50	Raulerson, Jake	OL	6-4	295	So.-1L	Celina, Texas (Celina)
7	Johnson, Marcus	WR	6-1	197	Sr.-3L	League City, Texas (Clear Springs)	51	Cuney, Terrell	OL	6-1	289	Fr.-RS	Jasper, Texas (Jasper)
8	Leonard, Dorian	WR	6-4	203	So.-1L	Longview, Texas (Longview)	53	Holbrook, Jak	DS	5-10	201	Fr.-RS	Austin, Texas (McCallum)
9	Covey, Josh	QB	6-0	195	Fr.-HS	Georgetown, Texas (East View)	54	Graf, Garrett	OL	6-2	280	So.-SQ	Grand Prairie, Texas (South Grand Prairie)
9	Davis, Davante	CB	6-2	191	Fr.-HS	Miami, Fla. (Booker T. Washington)	55	Santos, Dalton	LB	6-2	257	Sr.-3L	Van, Texas (Van)
11	Locke III, P.J.	S	5-10	191	Fr.-HS	Beaumont, Texas (Central)	55	Williams, Connor	OL	6-5	283	Fr.-HS	Coppell, Texas (Coppell)
11	Warrick, Jacorey	WR	5-10	170	Jr.-1L	Houston, Texas (Cypress Falls)	57	Orren, Clark	OL	5-11	269	Jr.-SQ	Longview, Texas (Longview)
13	Dickson, Michael	P	6-3	208	Fr.-HS	Sydney, Australia (Kirkawee)	58	Hodges, Brandon	OL	6-4	308	Jr.-TR	Aberdeen, Miss. (Aberdeen/East Mississippi CC)
13	Heard, Jerrod	QB	6-2	195	Fr.-RS	Denton, Texas (Guyer)	59	Welsh, Michael	OL	6-1	256	Fr.-RS	Houston, Texas (Strake Jesuit)
14	Haines, Dylan	S	6-1	193	Jr.-1L	Lago Vista, Texas (Lago Vista)	61	Mercado, Alex	DT	5-10	271	Jr.-SQ	San Antonio, Texas (Brennan)
14	Locksley, Kai	QB	6-4	188	Fr.-HS	Baltimore, Md. (Gilman School)	62	Ojeaga, Patrick	DT	6-2	296	Fr.-RS	McAllen, Texas (McAllen Memorial)
15	Echols, Bryson	CB	5-10	180	Jr.-2L	DeSoto, Texas (DeSoto)	63	Anderson, Alex	OL	6-3	296	Fr.-RS	New Orleans, La. (Landry-Walker)
15	Holtz, Trey	QB	6-0	186	Jr.-SQ	Tampa, Fla. (H.B. Plant)	65	Hutchins, Marcus	OL	6-3	290	Sr.-1L	DeSoto, Texas (DeSoto)
16	Roberts Jr., Jermaine	DB	5-9	168	Fr.-RS	New Orleans, La. (St. Augustine)	66	Flowers, Sedrick	OG	6-2	326	Sr.-3L	Houston, Texas (North Shore)
16	Vinklarek, Logan	QB	6-1	222	So.-SQ	La Grange, Texas (La Grange/Blinn [Texas] JC)	68	Lopez, Frank	OL	6-2	299	Jr.-3L	Eagle Pass, Texas (Winn)
17	Greenwood, Jimmy	QB	6-2	176	So.-SQ	Houston, Texas (Kinkaid)	69	Allsup, Austin	OL	6-2	267	Fr.-RS	Austin, Texas (Lorena)
17	Newsome, Ryan	WR	5-8	166	Fr.-HS	Aledo, Texas (Aledo)	70	Major, Buck	OL	6-6	331	Fr.-HS	Huntsville, Texas (Huntsville)
18	Swoopes, Tyrone	QB	6-4	244	Jr.-1L	Whitewright, Texas (Whitewright)	72	Rodriguez, Elijah	OL	6-5	295	Fr.-RS	Houston, Texas (Cypress Creek)
18	Vaccaro, Kevin	S	5-8	185	Jr.-2L	Brownwood, Texas (Brownwood)	74	Doyle, Taylor	C/OG	6-4	300	Sr.-1L	Austin, Texas (Lake Travis)
19	Jinkens, Peter	LB	6-0	230	Sr.-3L	Dallas, Texas (Skyline)	75	Nickelson, Tristan	OT	6-9	304	So.-TR	League City, Texas (Clear Falls/Fork Union/Navarro CC)
19	Merrick, Matthew	QB	6-2	197	Fr.-HS	Dallas, Texas (Cistercian Prep)	76	Perkins, Kent	OG/OT	6-5	325	Jr.-1L	Dallas, Texas (Lake Highlands)
21	Thomas, Duke	CB	5-10	178	Sr.-3L	Killeen, Texas (Copperas Cove)	77	Vahe, Patrick	OL	6-2	319	Fr.-HS	Eules, Texas (Trinity)
23	Rose, Nick	PK/P	6-1	194	Sr.-3L	Dallas, Texas (Highland Park)	79	Thomas, Garrett	OL	6-6	274	Fr.-HS	Many, La. (Many)
23	Strickland, Jordan	DB	5-9	157	Fr.-RS	Aurora, Colo. (Cherokee Trail)	80	Whiteley, Blake	TE	6-5	248	So.-RS	Vancouver, BC, Canada (West Vancouver/Arizona Western CC)
24	Bonney, John	CB	6-0	188	Fr.-RS	Houston, Texas (Lamar)	81	Roberts, Ryan	WR	6-5	188	So.-RS	Austin, Texas (Hyde Park)
25	Davis, Antwuan	CB	5-11	194	So.-1L	Bastrop, Texas (Bastrop)	82	Wilson, Michael	WR	6-3	211	Fr.-RS	Arlington, Texas (Arlington Martin)
25	Warren III, Chris	RB	6-2	232	Fr.-HS	Rockwall, Texas (Rockwall)	83	Center, Matt	TE	6-2	218	So.-SQ	Llano, Texas (Llano)
26	Colbert, Adrian	S	6-0	210	Jr.-2L	Mineral Wells, Texas (Mineral Wells)	85	Moeller, Philipp	WR	5-10	173	Fr.-RS	Plano, Texas (Plano)
27	Bernard, Roderick	WR	5-9	166	So.-1L	Houston, Texas (Sharpstown)	86	Oliver, Jake	WR	6-3	219	So.-SQ	Dallas, Texas (Jesuit)
27	Huffman, Connor	WR	5-9	173	So.-SQ	Arlington, Texas (Arlington)	87	Gray, Garrett	TE	6-3	226	Fr.-RS	Marble Falls, Texas (Marble Falls)
28	Johnson, Kirk	RB	5-11	205	Fr.-HS	San Jose, Calif. (Valley Christian)	88	Templin, Ty	WR	6-0	192	Jr.-1L	Granbury, Texas (Trinity Valley)
28	Jordan, Nick	PK	6-0	183	Jr.-1L	Coppell, Texas (Coppell)	89	Fehr, Chris	TE	6-2	231	Fr.-RS	Austin, Texas (McNeil)
29	DeGroot, Hunter	WR	6-1	195	Jr.-SQ	Arlington, Texas (High Point Prep)	90	Omenihu, Charles	DE	6-5	236	Fr.-HS	Rowlett, Texas (Rowlett)
29	Evans, Sheroid	CB	6-2	180	Sr.-3L	Sugar Land, Texas (Fort Bend Dulles)	91	Cottrell, Bryce	DE	6-2	253	Jr.-2L	Plano, Texas (Plano West)
30	Cole, Timothy	LB	6-1	235	Jr.-2L	Brenham, Texas (Brenham)	92	Vasser, Quincy	DE	6-3	250	Jr.-TR	Nyack, N.Y. (Navarro CC/Hargrave/Nyack)
30	Yoder, Tim	RB	5-9	185	Fr.-RS	Plano, Texas (Plano)	93	Boyette Jr., Paul	DT	6-2	303	Jr.-1L	Humble, Texas (Humble)
31	Hall, Jason	S	6-2	209	So.-1L	Grand Prairie, Texas (South Grand Prairie)	94	Norman, Alex	DT	6-2	275	Jr.-SQ	Dallas, Texas (Bishop Dunne)
32	Gray, Johnathan	RB	5-10	211	Sr.-3L	Aledo, Texas (Aledo)	95	Ford, Poona	DT	5-11	291	So.-1L	Hilton Head, S.C. (Hilton Head)
33	Foreman, D'Onta	RB	6-0	241	So.-1L	Texas City, Texas (Texas City)	96	McMillon, Jake	DT	6-2	289	Fr.-RS	Abilene, Texas (Abilene)
35	Freeman, Edwin	LB	6-1	236	Fr.-RS	Arlington, Texas (Bowie)	97	Nelson, Chris	DT	6-1	305	Fr.-RS	Lakeland, Fla. (Victory Christian)
35	Coppens, Jon	PK	5-11	188	Fr.-HS	Double Oak, Texas (Nolan Catholic)	98	Ridgeway, Hassan	DT	6-3	314	Jr.-2L	Mansfield, Texas (Mansfield)
36	De La Torre, Alex	TE	6-0	243	Sr.-3L	Denton, Texas (Ryan)	99	Jackson, Desmond	DT	6-1	300	Sr.-3L	Houston, Texas (Westfield)
36	Boldt, Dillon	DB	5-10	166	Jr.-SQ	Austin, Texas (Bowie)	as of Sept. 17						
37	Moore, Evan	PK	6-2	187	Fr.-RS	Aubrey, Texas (Aubrey)							
37	Tseng, Johnny	LB	6-0	214	Jr.-SQ	Lolita, Texas (Industrial)							
38	Becker, Mitchell	P	6-2	182	So.-SQ	League City, Texas (Clear Creek)							
38	Lee, Tyler	DB	5-10	198	Jr.-SQ	Houston, Texas (Cypress Creek)							
39	Davis, Gaston	RB	5-10	196	Jr.-SQ	Houston, Texas (Clear Lake)							
39	Marriott, Tyler	DB	6-1	199	Sr.-SQ	McAllen, Texas (McAllen Memorial)							
40	Hafley, Trenton	RB	5-8	196	Fr.-RS	Wichita Falls, Texas (Burnet)							
40	Hughes, Naashon	DE	6-4	232	So.-1L	Harker Heights, Texas (Harker Heights)							
41	Ashby, Kyle	DS	6-0	234	Jr.-1L	Lake Jackson, Texas (Brazoswood)							
41	Houston, Tristian	RB	5-10	200	Fr.-HS	Galena Park, Texas (North Shore)							
42	Bluiett, Caleb	TE	6-4	258	Jr.-2L	Beaumont, Texas (West Brook)							
42	Harper, Jay	TE	5-10	238	Fr.-RS	Houston, Texas (Stratford)							
43	Mills, Logan	TE	6-2	212	Sr.-SQ	La Vernia, Texas (La Vernia)							
43	Townsend, Cameron	LB	6-0	204	Fr.-HS	Missouri City, Texas (Ridge Point)							

## PRONUNCIATIONS

Caleb Bluiett	BLUE-eh-t	Jerrod Heard	juh-ROD
John Bonney	BAHN-ee	Tristian Houston	TRIST-en
Paul Boyette Jr.	boy-EHT	Naashon Hughes	NAY-shawn
Adrian Colbert	COLE-burt	Malik Jefferson	muh-LEAK
Bryce Cottrell	cuh-TRELL	Daje Johnson	duh-ZHAY
Terrell Cuney	CUE-nee	PJ Locke III	LOCK
Antwuan Davis	AN-twahn	Kai Locksley	KYE - rhymes w/ BYE
Gaston Davis	gas-TONE	Patrick Ojeaga	oh-gee-AH-gah
Shiro Davis	SHY-row	Charles Omenihu	oh-MEN-ah-hoo
Alex De La Torre	deh la TOR-ay	Jake Raulerson	RAWL-er-son
Sheroid Evans	shur-OD	Derick Roberson	ROW-ber-son
Armani Foreman	ARE-mahn-tee	Kevin Vaccaro	vuh-CAR-oh
D'Onta Foreman	dee-ON-tay	Patrick Vahe	VAH-hay
Breckyn Hager	BRECK-in HAY-grr	Logan Vinklarek	VIN-clark



# 2015 TEXAS LONGHORNS DEPTH CHART (vs. Iowa State)

RS - redshirt; L - letters won; (#) career starts; TR - transfer

## OFFENSE

### WIDE RECEIVER (H)

NO	PLAYER	CL	HT	WT
4	Daje Johnson (14) (duh-ZHAY)	Sr.-3L	5-9	184
7	Marcus Johnson (15)	Sr.-3L	6-1	197
17	Ryan Newsome	Fr.-HS	5-8	166

### WIDE RECEIVER (Z)

1	John Burt (7)	Fr.-HS	6-2	184
8	Dorian Leonard	So.-1L	6-4	203

### TIGHT END (Y)

47	Andrew Beck (9)	So.-1L	6-3	232
42	Caleb Bluiett (3) (BLUE-eh)	Jr.-2L	6-4	258

### LEFT TACKLE

55	Connor Williams (7)	Fr.-HS	6-5	283
65	Marcus Hutchins (14)	Sr.-3L	6-3	290

### LEFT GUARD

66	Sedrick Flowers (21)	Sr.-3L	6-2	326
72	Elijah Rodriguez	Fr.-RS	6-5	295

### CENTER

74	Taylor Doyle (18)	Sr.-1L	6-4	300
50	Jake Raulerson (5) (RAWL-er-son)	So.-1L	6-4	295

### RIGHT GUARD

77	Patrick Vahe (7) (VAH-hay)	Fr.-HS	6-2	319
58	Brandon Hodges	Jr.-TR	6-4	308

### RIGHT TACKLE

76	Kent Perkins (19)	Jr.-1L	6-5	325
75	Tristan Nickelson (1)	So.-TR	6-9	304

### WIDE RECEIVER (X)

3	Armanti Foreman (4) (ARE-mahn-tee)	So.-1L	5-11	204
5	Lorenzo Joe (1)	So.-1L	6-2	202
11	Jacorey Warrick	Jr.-1L	5-10	170
6	DeAndre McNeal	Fr.-HS	6-1	236

### QUARTERBACK

13	Jerrold Heard (6) (juh-ROD)	Fr.-RS	6-2	195
18	Tyrone Swoopes (13)	Jr.-1L	6-4	244
14	Kai Locksley (KYE, rhymes with BYE)	Fr.-HS	6-4	188

### TAILBACK

32	Johnathan Gray (20)	Sr.-3L	5-10	211
33	D'Onta Foreman (dee-ON-tay)	So.-1L	6-0	241
25	Chris Warren III	Fr.-HS	6-2	232

### H-BACK

36	Alex De La Torre (1) (deh la TOR-ay)	Sr.-3L	6-0	243
43	Logan Mills	Sr.-SQ	6-2	212

### PLACE-KICKER

23	Nick Rose	Sr.-3L	6-1	194
28	Nick Jordan	Jr.-1L	6-0	185

## SPECIAL TEAMS

**PUNT RETURN:** 4 Daje Johnson; 21 Duke Thomas

**KICKOFF RETURN:** 4 Daje Johnson & 2 Kris Boyd

Others: 17 Ryan Newsome; 32 Johnathan Gray; 21 Duke Thomas; 33 D'Onta Foreman

**KICKOFFS:** 23 Nick Rose; 28 Nick Jordan

**HOLDER:** 15 Trey Holtz; 38 Mitchell Becker

**SNAPPER (PAT/FG/PUNTS):** 41 Kyle Ashby; 53 Jak Holbrook

## DEFENSE

### STRONG END

NO	PLAYER	CL	HT	WT
1	Shiro Davis (8) (SHY-ro)	Sr.-3L	6-3	256
91	Bryce Cottrell (3) (cuh-TRELL)	Jr.-2L	6-2	253
92	Quincy Vasser	Jr.-TR	6-3	250

### DEFENSIVE TACKLE (NOSE)

99	Desmond Jackson (19)	Sr.-3L	6-1	300
93	Paul Boyette Jr. (4) (boy-EHT)	Jr.-1L	6-2	303
94	Alex Norman	Jr.-SQ	6-2	275

### DEFENSIVE TACKLE

98	Hassan Ridgeway (14)	Jr.-2L	6-3	314
95	Poona Ford (3)	So.-1L	5-11	291
97	Chris Nelson	Fr.-RS	6-1	305

### FOX END

40	Naashon Hughes (14) (NAY-shawn)	So.-1L	6-4	232
90	Charles Omenihu (oh-MEN-ah-hoo)	Fr.-HS	6-5	236
49	Derick Roberson (ROW-bur-son)	Fr.-RS	6-3	238

### STRONGSIDE LINEBACKER

19	Peter Jinkens (18)	Sr.-3L	6-0	230
30	Timothy Cole	Jr.-2L	6-1	235

### MIDDLE LINEBACKER

46	Malik Jefferson (7) (muh-LEAK)	Fr.-HS	6-3	232
44	Breckyn Hager (BRECK-in)	Fr.-HS	6-3	224

### WEAKSIDE LINEBACKER

45	Anthony Wheeler (1)	Fr.-HS	6-2	209
35	Edwin Freeman	Fr.-RS	6-1	236

### CORNERBACK

21	Duke Thomas (30)	Sr.-3L	5-10	178
9	Davante Davis	Fr.-HS	6-2	191
15	Bryson Echols (1)	Jr.-2L	5-10	180

### FREE SAFETY

31	Jason Hall (14)	So.-1L	6-2	209
11	P.J. Locke III (LOCK)	Fr.-HS	5-10	191
26	Adrian Colbert (4) (COLE-burt)	Jr.-2L	6-1	210

### STRONG SAFETY

14	Dylan Haines (19)	Jr.-1L	6-1	193
18	Kevin Vaccaro (vuh-CAR-oh)	Jr.-2L	5-8	185
4	DeShon Elliott (duh-SHAWN)	Fr.-HS	6-1	205

### CORNERBACK

5	Holton Hill (3)	Fr.-HS	6-2	179
24	John Bonney (5) (BAHN-ee)	Fr.-RS	6-0	188
25	Antwuan Davis (5) (AN-twahn)	So.-1L	5-11	194
2	Kris Boyd	Fr.-HS	6-0	188

### NICKEL

21	Duke Thomas (30)	Sr.-3L	5-10	178
24	John Bonney (5) (BAHN-ee)	Fr.-RS	6-0	188
11	P.J. Locke III	Fr.-HS	5-10	191

### PUNTER

13	Michael Dickson	Fr.-HS	6-3	208
38	Mitchell Becker	So.-SQ	6-2	182

## OFFENSIVE STARTERS GAME-BY-GAME

	WR (H)	WR (Z)	TE (Y)	LT	LG	C	RG	RT	WR (X)	QB	TB
ND	M. Johnson	Burt	Beck	Williams	Flowers	Doyle	Vahe	Perkins	A. Foreman	Swoopes	Gray
RICE	D. Johnson	Burt	Beck	Williams	Flowers	Doyle	Vahe	Perkins	A. Foreman	Heard	Gray
CAL	D. Johnson	Burt	Beck	Williams	Flowers	Doyle	Vahe	Perkins	A. Foreman	Heard	Gray
OSU	D. Johnson	Burt	Beck	Williams	Flowers	Doyle	Vahe	Perkins	A. Foreman	Heard	Gray
TCU	D. Johnson	Burt	Beck	Williams	Flowers	Doyle	Vahe	Hutchins	M. Johnson	Heard	Gray
OU	Joe	Burt	Beck	Williams	Flowers	Doyle	Vahe	Nickelson	M. Johnson	Heard	Gray
KSU	D. Johnson	Burt	Beck	Williams	Flowers	Doyle	Vahe	Perkins	M. Johnson	Heard	Gray

ISU

KU

WV

TTU

BAY

## DEFENSIVE STARTERS GAME-BY-GAME

	DE	DT (NOSE)	DT	FOX END	SLB	MLB	CB	NICKEL OR WLB	FS	SS	CB
ND	S. Davis	Jackson	Ford	Hughes	Jinkens	Jefferson	Bonney	Thomas	Hall	Haines	A. Davis
RICE	S. Davis	Jackson	Ford	Hughes	Jinkens	Jefferson	Bonney	Thomas	Hall	Haines	A. Davis
CAL	S. Davis	Jackson	Ford	Hughes	Jinkens	Jefferson	Bonney	Thomas	Hall	Haines	A. Davis
OSU	S. Davis	Boyette	Ridgeway	Hughes	Jinkens	Jefferson	Bonney	Thomas	Hall	Haines	A. Davis
TCU	Cottrell	Boyette	Ridgeway	Hughes	Jinkens	Jefferson	Hill	Thomas	Hall	Haines	A. Davis
OU	Cottrell	Boyette	Ridgeway	Hughes	Jinkens	Jefferson	Hill	Thomas	Hall	Haines	Bonney
KSU	Cottrell	Boyette	Ridgeway	Hughes	Jinkens	Jefferson	Thomas	Wheeler (WLB)	Hall	Haines	Hill

ISU

KU

WV

TTU

BAY

## TEXAS STATS GAME-BY-GAME

	FIRST DOWNS	RUSHING	PASSING	TOTAL	FUMBLES-	PEN-	PUNTS-	PR.-	KR-	POSS.	SCORE BY QUARTERS
	R-P-PN-TOT	ATT-NET	ATT-COMP-INT-YDS	PLYS-YDS	LOST	YDS	AVG.	YDS-TD	YDS	TIME	1 2 3 4 T
ND	2-5-1-8	29-60	8-23-0-103	52-163	0-0	4-50	10-42.3	2-3-0	6-125	20:50	0 0 3 0 3
RICE	7-4-0-11	28-149	5-10-0-128	38-277	1-1	4-42	5-36.6	4-175-1	2-60	15:58	21 0 21 0 42
CAL	12-13-3-28	52-286	20-31-1-364	83-650	2-1	10-93	3-43.0	0-0-0	3-26	30:32	7 17 0 20 44
OSU	8-3-0-11	42-171	9-17-1-119	59-290	1-0	16-128	7-40.3	3-26-0	5-100	25:53	6 14 7 0 27
TCU	13-5-2-20	51-191	13-28-0-122	79-313	2-1	4-40	8-41.0	1-0-0	4-64	29:26	0 0 0 7 7
OU	15-4-1-20	58-313	9-12-0-55	70-368	0-0	5-67	6-41.7	0-0-0	2-63	31:55	14 0 3 7 24
KSU	15-5-0-20	53-274	10-16-0-99	69-373	0-0	3-35	6-37.0	2--1-0	3-44	30:40	3 13 0 7 23

ISU

KU

WV

TTU

BAY

## OPPONENT STATS GAME-BY-GAME

	FIRST DOWNS	RUSHING	PASSING	TOTAL	FUMBLES-	PEN-	PUNTS-	PR.-	KR-	POSS.	SCORE BY QUARTERS
	R-P-PN-TOT	ATT-NET	ATT-COMP-INT-YDS	PLYS-YDS	LOST	YDS	AVG.	YDS-TD	YDS	TIME	1 2 3 4 T
ND	14-14-2-30	52-214	19-23-0-313	75-527	2-0	6-39	4-41.2	3- (-1)	1-10	39:10	14 3 14 7 38
RICE	15-14-1-30	58-228	23-38-3-234	96-462	2-2	6-55	5-39.8	0-0	1-45	44:02	0 14 0 14 28
CAL	11-12-3-26	41-280	27-27-0-268	78-548	2-2	6-50	4-33.0	0-0	0-0	29:28	7 17 21 0 45
OSU	4-17-6-27	46-103	24-36-2-292	82-395	1-1	7-40	5-38.8	2-2	0-0	34:07	14 3 7 6 30
TCU	12-18-1-31	42-228	22-38-0-376	80-604	2-0	8-84	6-42.0	1-4	1-26	30:34	30 7 10 3 50
OU	6-12-3-21	37-67	20-28-0-211	65-278	1-1	5-45	7-39.6	2-9	3-81	28:05	0 3 7 7 17
KSU	9-5-1-15	37-135	11-24-1-107	61-242	2-0	5-27	7-40.4	1-11	3-72	29:20	0 6 3 0 9

ISU



KU

WV

TTU

BAY

Game 1 | Saturday, Sept. 5 | Notre Dame Stadium

 1-0	38	14	3	14	7
 0-1	3	0	0	3	0



Texas vs. Notre Dame put two of the winningest programs in NCAA history against each other

32 | Johnathan Gray  
8 CARRIES | 40 YDS

18 | Tyrone Swoopes  
7-of-22 PASSING | 93 YDS | 10 CARRIES | 17 YDS

46 | Malik Jefferson  
9 TACKLES | 2.5 TFL

**Put the T back in Texas**

- 1 SACK | 9 TFL
- AVERAGED 42.3 YARDS ON PUNTS, 3 PUNTS 50+ YDS
- ALLOWED -1 YDS ON PUNT RETURNS
- DROPPED 2 PUNTS INSIDE THE 20
- 6 PLAYERS WITH 5+ TACKLES

Texas	Inside the Numbers	#11/11 Notre Dame
290	Total Yards	395
171	Rushing Yards	103
119	Passing Yards	292
4-of-16	3rd Down Pct.	9-of-16
14	Pts. Off Turnovers	0

TexasSports.com

@TexasSports

@Longhorn\_FB

**SOUTH BEND, Ind.** — No. 11/11 Notre Dame (1-0) knocked off Texas (0-1) by a 38-3 count Saturday evening before a sellout crowd at Notre Dame Stadium. Saturday's contest marked the first meeting between the two schools in nearly 20 years.



Both teams stalled on their opening drives before Notre Dame got on the board first on its second possession. Notre Dame QB Malik Zaire found Will Fuller down the middle for a 16-yard touchdown to stake the Irish to a 7-0 lead with 6:29 left in the first quarter.

Notre Dame marched 95 yards on its next possession and assumed a 14-0 lead when Josh Adams raced right on a jet sweep and scored from 14 yards out just before the end of the first quarter. The Irish's Justin Yoon connected for a 38-yard field goal with 7:53 remaining in the second quarter to push the Notre Dame lead to 17-0.

Texas made its first foray into Notre Dame territory in the closing minutes of the first half. Tyrone Swoopes, who shared time at quarterback with redshirt freshman Jerrod Heard, dumped a screen pass to Daje Johnson, who scampered 20 yards for a first down to the UT 45.

Swoopes carried for five yards to midfield before an Irish facemask penalty gave Texas the ball at the Notre Dame 35. The Horns settled for a 52-yard field goal attempt, but Nick Rose's kick sailed wide left as time expired in the first half. Rose had converted the kick twice but a pair of Notre Dame timeouts nullified both attempts.

Game 2 | Saturday, Sept. 12 | Darrell K Royal - Texas Memorial Stadium

 1-1	28	0	14	0	14
 1-1	42	21	0	21	0



#LightTheTower

In his first career start Jerrod Heard had 120 yards passing and 96 rushing. He also threw 2 TDs.

13 | Jerrod Heard  
4-of-7 PASSING | 120 YDS | 2 TDs | 10 CARRIES | 96 YDS

4 | Daje Johnson  
3 PUNT RET | 119 YDS | 1 TD | 85 YD LONG

1 | John Burt  
1 REC | 69 YDS | 1 TD

**Put the T back in Texas**

- 2 SACKS | 6 TFL | 3 INT | 2 FUMBLE RECOVERIES
- SCHOOL RECORD 175 YARDS ON PUNT RETURNS
- SCORED 2 TDs ON SPECIAL TEAMS & DEFENSE
- FORCED 5 TURNOVERS
- 4 OFFENSIVE PLAYS OF 20+ YDS
- AVG 43.75 YDS ON PUNT RETURNS
- 2-FOR-2 IN THE RED ZONE

Texas	Inside the Numbers	Rice
277	Total Yards	462
149	Rushing Yards	228
128	Passing Yards	234
3-of-8	3rd Down Pct.	14-of-21
7	Pts Off Turnovers	7

TexasSports.com

@TexasSports

@Longhorn\_FB

**AUSTIN, Texas** — Boosted by a school single-game record 175 punt return yards, Texas secured its 16th straight home opening win and 13th consecutive victory over Rice as the Longhorns raced past the Owls on Saturday night at Darrell K. Royal — Texas Memorial Stadium, 42-28.

Senior wide receiver Daje Johnson was at the forefront of the return yardage record, bringing back three punts for 119 yards (39.7 average), including an 85-yard, first quarter scamper.



Freshman quarterback Jerrod Heard certainly made an impact in his first career start on the Forty Acres, throwing for 120 yards and two TDs while also rushing for 96 yards. Senior running back Johnathan Gray and sophomore receiver Armanti Foreman also scored in the first quarter to put Texas up 21-0 after the opening 15 minutes.

After stopping Rice on its opening drive, Texas wasted little time moving down field on its opening possession to nab a quick 7-0 lead via a 32-yard strike from Heard to Foreman. The signal caller also utilized his speed in helping UT on the nine-play, 80-yard drive as a 35-yard run by Heard on third-and-11 helped keep the drive alive.

After a quick three-and-out by Rice, Johnson pounced with his 85-yard punt return. The Pflugerville, Texas, native fielded the punt at his own 15-yard line and weaved his way through a crowd of blockers up the left sideline to pay dirt, expanding Texas' lead to 14-0. The punt return for a score marked the first for a Longhorn since Johnson also raced 85 yards for a TD during a 36-20 Texas victory over Oklahoma back on Oct. 12, 2013.



Game 3 | Saturday, Sept. 12 | Darrell K Royal - Texas Memorial Stadium

 3-0	45	7	17	21	0
 1-2	44	7	17	0	20



Jerrod Heard broke the school record for total offense in a game with 527 (364 pass, 163 rush)

13 | Jerrod Heard  
20-of-31 PASSING | 364 YDS | 24 CARRIES | 163 YDS

4 | Daje Johnson  
4 REC | 145 YDS | 54 YD LONG

32 | Johnathan Gray  
11 CARRIES | 46 YDS | 2 TDs | 71 YDS REC

#### Put the T back in Texas

- 1 SACK | 4 TFL | 2 FUMBLE RECOVERIES
- SCHOOL RECORD 527 TOTAL OFFENSE FOR JERROD HEARD
- 20 UNANSWERED POINTS IN 4TH QUARTER
- 650 YDS TEAM TOTAL OFFENSE TIES FOR 8TH IN SCHOOL HISTORY
- 10 OFFENSIVE PLAYS OF 20+ YDS
- 6-OF-13 ON 3RD DOWNS
- 5-FOR-5 IN THE RED ZONE



TexasSports.com

@TexasSports

@Longhorn\_FB

**AUSTIN, Texas** – Despite a school single-game total offense record of 527 yards from redshirt freshman quarterback Jerrod Heard, a furious fourth-quarter Texas rally came up just short on Saturday night in front of 91,568 fans at Darrell K Royal-Texas Memorial Stadium, as the Longhorns fell to California, 45-44.



UT had nearly fought its way out of a 21-point fourth quarter hole, with Heard scampering 45 yards for a TD with 1:11 left on the clock, before missing what would have been the game-tying extra point.

Heard was magnificent for the Burnt Orange & White, throwing for 364 yards and rushing for 163 more (three rushing scores) to break the old single-game total offense mark of 506 yards set by Vince Young at Oklahoma State in 2005. The 300-yard passing/100-yard rushing effort also marked the first for Texas since Colt McCoy threw for 304 and rushed for 175 against Texas A&M on Nov. 26, 2009.

Senior wide receiver Daje Johnson set a new career high for receiving yards with five catches for 145 yards, while sophomore running back D'Onta Foreman (47 yards rushing, TD) and senior running back Johnathan Gray (46 yards rushing, two TD's) combined for three rushing scores. Gray also managed a career-high 71 yards receiving on four catches.

The two teams combined for 1,198 total yards with the Longhorns out-gaining the Golden Bears by a 650-548 total. UT's offensive output, on 286 yards rushing and 364 yards passing, proved good enough to rate eighth all-time in program history.

Game 4 | Saturday, Sept. 26 | Darrell K Royal - Texas Memorial Stadium

 3-0 (1-0)	30	14	3	7	6
 1-2 (0-1)	27	6	14	7	0



Hassan Ridgeway returned a fumble 34 yards for a touchdown in the second quarter.

13 | Jerrod Heard  
9-of-17 PASSING | 119 YDS | 19 CARRIES | 48 YDS

18 | Tyrone Swoopes  
3 CARRIES | 35 YDS | 1 TD

98 | Hassan Ridgeway  
6 TACKLES | 1.5 TFL | 1 SACK | 1 FUM RET TD

#### Put the T back in Texas

- 3 SACKS | 8 TFL | 2 INT
- SCORED 14 POINTS OFF TURNOVERS
- 2 DEFENSIVE TOUCHDOWNS
- DROPPED 3 POINTS INSIDE THE 20
- AVERAGED 12 YDS ON PUNT RETURNS
- ALLOWED AVERAGE OF 1 YD ON OKLAHOMA STATE PUNT RETURNS
- 2-FOR-2 IN THE RED ZONE



TexasSports.com

@TexasSports

@Longhorn\_FB

**AUSTIN, Texas** – Two field goals over the final 1:33 of regulation helped No. 24 Oklahoma State (4-0, 1-0 Big 12 Conference) rally past Texas (1-3, 0-1 Big 12) on Saturday at Darrell K Royal-Texas Memorial Stadium, 30-27.

The Longhorns held a 27-24 lead with 1:33 left on the clock when OSU kicker Ben Grogan drilled a game-tying 41 yarder. With a final chance for a potential game-winning drive, UT went three-and-out and managed only a 10-yard punt off a fumbled snap as the Cowboys took possession at Texas' 18-yard line with 36 ticks left. After just one play, Grogan successfully knocked home a 40-yarder to complete the late comeback.

Oklahoma State out-gained the Horns by a 395-290 count with Texas managing a 171-103 advantage in rushing yards. Redshirt freshman quarterback Jerrod Heard was 9-for-17 passing for 119 yards and rushed for 48 more, while senior running back Johnathan Gray led the Burnt Orange & White on the ground with 55 yards.

UT junior defensive tackle Hassan Ridgeway managed his first career fumble recovery, returning it for a 34-yard TD early in the second quarter, while freshman defensive back Holton Hill returned an interception for a 41-yard score in the third. The occurrence of two defensive touchdowns in the same game marked the first time the Longhorns had accomplished the feat since Oct. 31, 2009, at Oklahoma State.

Game 5 | Saturday, Oct. 3 | Amon G. Carter Stadium

<b>TCU</b> 4-0 (1-0)	50	30	7	10	3
 1-3 (0-1)	7	0	0	0	7



D'Onta Foreman had a career-high 18 carries for 112 yards at TCU.

<b>33   D'Onta Foreman</b> 18 CARRIES   112 YDS   2 REC   32 YDS	<b>19   Peter Jenkins</b> 8 TACKLES   6 SOLO   1 TFL
<b>32   Johnathan Gray</b> 15 CARRIES   55 YDS	<b>5   Holton Hill</b> 7 TACKLES   6 SOLO   1 FBU
<b>18   Tyrone Swoopes</b> 5-of-8 PASSING   74 YDS   1 TD	<b>44   Breckyn Hager</b> 5 TACKLES   4 SOLO

Texas	Inside the Numbers	#4/3 TCU
313	Total Yards	604
191	Rushing Yards	228
122	Passing Yards	376
6-of-19	3rd Down Pct.	5-of-13
0-of-1	Red Zone Opp.	4-of-4

TexasSports.com

@TexasSports

@Longhorn\_FB

**FORT WORTH, Texas** — No. 4/3 TCU (5-0, 2-0 Big 12) posted a 50-7 win over Texas (1-4, 0-2 Big 12) Saturday afternoon at TCU's Amon Carter Stadium.

Texas forced a three-and-out on TCU's first possession, but on the Longhorns' ensuing possession, TCU recovered a Daje Johnson fumble and took over at the Texas 45.

Four plays later, TCU quarterback Trevone Boykin found KaVontae Turpin for a 13-yard score to stake the Horned Frogs to a 7-0 lead. Michael Dickson lined up for a Texas punt after the Horns' next possession, but the snap sailed over his head and into the end zone. Texas recovered the ball, but the play resulted in a safety and two points for TCU.

The Horned Frogs stretched their lead to 16-0 when Boykin found Josh Doctson for a 15-yard touchdown with 9:48 remaining in the first quarter. Texas and TCU traded punts before Boykin found Turpin again for a 49-yard touchdown that pushed the Horned Frogs lead to 23-0. TCU assumed a 30-0 lead behind a 29-yard halfback pass from Shaun Nixon to Doctson with 26 seconds remaining in the first quarter.

Texas advanced deep into TCU territory on a pair of first-half drives but failed to convert either into points. Running back D'Onta Foreman led off the first drive with a 15-yard run and gave Texas a fresh set of downs on the next series with three yards on third down. Quarterback Jerrod Heard found Foreman for 22 yards to the TCU 22, but the possession ended with an errant 39-yard field goal attempt from Nick Rose.

Game 6 | Saturday, Oct. 10 | Cotton Bowl

 4-1 (1-1)	17	0	3	7	7
 2-4 (1-2)	24	14	0	3	7



Marcus Johnson scored his first touchdown of the season in UT's 24-17 win over OU.

<b>13   Jerrod Heard</b> 8-of-11 PASSING   53 YDS   1 TD   21 CARRIES   115 YDS	<b>Put the T back in Texas</b> 6 SACKS   8 TFL   1 FUMBLE RECOVERY • ALLOWED ONLY 15 YARDS IN 1ST QUARTER • HELD OU TO 25% ON 3RD DOWNS • ALLOWED 278 YARDS — 229 LESS THAN SEASON AVERAGE • HELD OU TO 67 YARDS RUSHING • FORCED OU TO PUNT ON 7 OF 11 POSSESSIONS • NEVER THAILED DURING THE GAME
<b>32   D'Onta Foreman</b> 9 CARRIES   117 YDS   81 YD LONG   BACK-TO-BACK 100-YD	
<b>46   Malik Jefferson</b> 6 TACKLES   5 SOLO   2 SACKS	

Texas	Inside the Numbers	#10/9 Oklahoma
368	Total Yards	278
313	Rushing Yards	67
55	Passing Yards	211
9-of-16	3rd Down Pct.	3-of-12
6	Sacks	2

TexasSports.com

@TexasSports

@Longhorn\_FB

**DALLAS, Texas** — On a beautiful Saturday afternoon in front of 91,546 fans at the Cotton Bowl, Texas (2-4, 1-2 Big 12 Conference) rushed for a season-best 313 yards and its defense posted a season-high six sacks to go along with eight tackles for loss as the Longhorns handed No. 10/9 Oklahoma (4-1, 1-1 Big 12 Conference) its first loss of the campaign during the annual AT&T Red River Showdown, 24-17.

The victory marked the second in the last three seasons for the Longhorns over the Sooners, the sixth in the last 11 meetings between the two teams and boosted UT's all-time record against OU to 61-44-5.

A pair of Longhorns crossed the century mark rushing in the match-up with sophomore running back D'Onta Foreman leading the way with 117 yards, including a career-long 81-yard jaunt, and redshirt freshman quarterback Jerrod Heard adding 115 yards. The occurrence marked the second-straight 100-yard effort for Foreman as the Texas City, Texas, native became the first UT player to reach triple figures in consecutive games since Malcolm Brown had three straight to conclude the 2013 season (128 vs. Texas Tech, 131 at Baylor, 130 vs. Oregon).

The rushing yardage as a team for the Horns marked the first time Texas rushed for at least 300 yards in a single game since putting up 359 against New Mexico State on Aug. 31, 2013.



Game 7 | Saturday, Oct. 24 | Darrell K Royal-Texas Memorial Stadium



9	0	6	3	0
23	3	13	0	7



#LightTheTower

Tyrone Swoopes scored 3 TD's in the "18 Wheeler" package to lead Texas over K-State, 23-9


**18 | Tyrone Swoopes**  
 7 CARRIES | 50 YDS | 3 TDs | 52 YDS IN LATE 4TH QTR DRIVE

**32 | Johnathan Gray**  
 18 CARRIES | 103 YDS | 46 YD LONG

**14 | Dylan Haines**  
 4 TACKLES | 3 SOLO | 2 PBUS | 1 INT - SEVENTH OF CAREER

## Put the T back in Texas

- 5 SACKS | 8 TFL | 1 INT
- ALLOWED ONLY 41 YARDS IN 1ST QUARTER
  - HELD K-STATE TO 29% ON 3RD DOWNS
  - ALLOWED 242 YARDS — 227 LESS THAN SEASON AVERAGE
  - ALLOWED 0 PLAYS OF 20+ YDS
  - FORCED K-STATE TO PUNT ON 7 OF 11 POSSESSIONS
  - INTERCEPTION WITH 3:02 TO PLAY



TexasSports.com

@TexasSports

@Longhorn\_FB

AUSTIN, Texas — On a blustery Saturday afternoon with heavy rain falling throughout the contest at Darrell K. Royal-Texas Memorial Stadium, Texas (3-4, 2-2 Big 12 Conference) rushed for 274 yards as a team and managed five sacks to battle past both the elements and Kansas State (3-4, 0-4 Big 12), 23-9.

Texas senior running back Johnathan Gray powered the Longhorns' offense with a season-high 103 rushing yards on 18 carries, marking the sixth 100-yard effort of his career. Junior quarterback Tyrone Swoopes came off the bench in the "18 Wheeler" package to score three touchdowns and accounted for all 52 rushing yards on Texas' game-clinching drive late in the fourth quarter. Redshirt freshman starting QB Jerrod Heard was 10-for-15 passing for 99 yards while contributing 61 more on the ground. Senior wide receiver Daje Johnson was credited with six catches for 41 yards, coming up just one grab short of equaling his career high set against Kansas and West Virginia in 2013.

UT's five sacks were just one shy of its season-best total of six established two weeks ago in the 24-17 triumph over nationally-ranked Oklahoma. As a team, Texas' offense out-gained the Wildcats by a commanding total of 373-242.

The Longhorns iced the game late in the fourth quarter after an interception by Dylan Haines halted K-State's attempt at a comeback. On the ensuing offensive drive for Texas, three consecutive Swoopes runs of 13, 29 and 10 yards proved the path to the end zone as UT took a 23-9 advantage.



**2015 Texas Football**  
**Texas Game Results (as of Oct 24, 2015)**  
**All games**

<b>Date</b>	<b>Opponent</b>		<b>Score</b>	<b>Overall</b>	<b>Conference</b>	<b>Time</b>	<b>Attend</b>
Sep 05, 2015	at #11 Notre Dame	L	3-38	0-1	0-0	3:11	80795
Sep 12, 2015	RICE	W	42-28	1-1	0-0	3:05	86458
Sep 19, 2015	CALIFORNIA	L	44-45	1-2	0-0	3:53	91568
* Sep 26, 2015	#24 OKLAHOMA STATE	L	27-30	1-3	0-1	3:39	87073
* Oct 03, 2015	at #3 TCU	L	7-50	1-4	0-2	3:30	48694
* Oct 10, 2015	vs #10 Oklahoma	W	24-17	2-4	1-2	3:12	91546
* Oct 24, 2015	KANSAS STATE	W	23-9	3-4	2-2	3:18	88283

**2015 University of Texas Football**  
**Texas Overall Team Statistics (as of Oct 25, 2015)**  
**All games**

<b>Team Statistics</b>	<b>UT</b>	<b>OPP</b>
SCORING	170	217
Points Per Game	24.3	31.0
Points Off Turnovers	45	24
FIRST DOWNS	118	180
Rushing	72	71
Passing	39	92
Penalty	7	17
RUSHING YARDAGE	1444	1255
Yards gained rushing	1696	1502
Yards lost rushing	252	247
Rushing Attempts	313	313
Average Per Rush	4.6	4.0
Average Per Game	206.3	179.3
TDs Rushing	13	9
PASSING YARDAGE	990	1801
Comp-Att-Int	74-137-2	146-224-6
Average Per Pass	7.2	8.0
Average Per Catch	13.4	12.3
Average Per Game	141.4	257.3
TDs Passing	5	18
TOTAL OFFENSE	2434	3056
Total Plays	450	537
Average Per Play	5.4	5.7
Average Per Game	347.7	436.6
KICK RETURNS: #-Yards	25-482	9-235
PUNT RETURNS: #-Yards	12-213	9-25
INT RETURNS: #-Yards	6-136	2-22
KICK RETURN AVERAGE	19.3	26.1
PUNT RETURN AVERAGE	17.8	2.8
INT RETURN AVERAGE	22.7	11.0
FUMBLES-LOST	6-3	12-6
PENALTIES-Yards	46-455	43-340
Average Per Game	65.0	48.6
PUNTS-Yards	45-1801	38-1502
Average Per Punt	40.0	39.5
Net punt average	38.1	31.3
KICKOFFS-Yards	34-2139	42-2529
Average Per Kick	62.9	60.2
Net kick average	39.1	41.0
TIME OF POSSESSION/Game	26:28	33:32
3RD-DOWN Conversions	37/100	48/104
3rd-Down Pct	37%	46%
4TH-DOWN Conversions	3/9	5/6
4th-Down Pct	33%	83%
SACKS BY-Yards	18-151	20-139
MISC YARDS	0	0
TOUCHDOWNS SCORED	22	27
FIELD GOALS-ATTEMPTS	6-9	9-11
ON-SIDE KICKS	1-2	1-1
RED-ZONE SCORES	(16-19) 84%	(28-30) 93%
RED-ZONE TOUCHDOWNS	(12-19) 63%	(20-30) 67%
PAT-ATTEMPTS	(20-21) 95%	(26-26) 100%
ATTENDANCE	353382	129489
Games/Avg Per Game	4/88346	2/64744
Neutral Site Games		1/91546

<b>Score by Quarters</b>	<b>1st</b>	<b>2nd</b>	<b>3rd</b>	<b>4th</b>	<b>OT</b>	<b>Total</b>
Texas	51	44	34	41	0	170
Opponents	65	53	62	37	0	217

**2015 University of Texas Football**  
**Texas Overall Individual Statistics (as of Oct 25, 2015)**  
**All games**

<b>Rushing</b>	<b>gp</b>	<b>att</b>	<b>gain</b>	<b>loss</b>	<b>net</b>	<b>avg</b>	<b>td</b>	<b>lg</b>	<b>avg/g</b>
Heard, Jerrod	7	102	636	147	489	4.8	3	45	69.9
Gray, Johnathan	7	94	404	16	388	4.1	3	46	55.4
Foreman, D'Onta	7	63	393	22	371	5.9	2	81	53.0
Swoopes, Tyrone	6	30	175	26	149	5.0	5	29	24.8
Warren III, Chris	4	12	52	0	52	4.3	0	14	13.0
Johnson, Daje	6	5	25	6	19	3.8	0	9	3.2
McNeal, DeAndre	7	1	9	0	9	9.0	0	9	1.3
Foreman, Armanti	6	2	2	0	2	1.0	0	2	0.3
TEAM	7	4	0	35	-35	-8.8	0	0	-5.0
Total	7	313	1696	252	1444	4.6	13	81	206.3
Opponents	7	313	1502	247	1255	4.0	9	74	179.3

<b>Passing</b>	<b>gp</b>	<b>effic</b>	<b>comp-att-int</b>	<b>pct</b>	<b>yds</b>	<b>td</b>	<b>lg</b>	<b>avg/g</b>
Heard, Jerrod	7	131.56	60-102-2	58.8	813	3	69	116.1
Swoopes, Tyrone	6	101.34	14-35-0	40.0	177	2	48	29.5
Total	7	123.84	74-137-2	54.0	990	5	69	141.4
Opponents	7	153.88	146-224-6	65.2	1801	18	66	257.3

<b>Receiving</b>	<b>gp</b>	<b>no.</b>	<b>yds</b>	<b>avg</b>	<b>td</b>	<b>lg</b>	<b>avg/g</b>
Johnson, Daje	6	20	242	12.1	0	54	40.3
Burt, John	7	13	252	19.4	1	69	36.0
Foreman, Armanti	6	10	142	14.2	1	38	23.7
Johnson, Marcus	5	9	96	10.7	1	47	19.2
Gray, Johnathan	7	5	79	15.8	0	26	11.3
Bluiett, Caleb	7	4	67	16.8	1	29	9.6
Foreman, D'Onta	7	4	52	13.0	0	22	7.4
Beck, Andrew	7	4	24	6.0	0	10	3.4
Joe, Lorenzo	6	2	30	15.0	1	21	5.0
Warrick, Jacorey	5	2	-7	-3.5	0	0	-1.4
De La Torre, Alex	7	1	13	13.0	0	13	1.9
Total	7	74	990	13.4	5	69	141.4
Opponents	7	146	1801	12.3	18	66	257.3

<b>Punt Returns</b>	<b>no.</b>	<b>yds</b>	<b>avg</b>	<b>td</b>	<b>lg</b>
Johnson, Daje	10	158	15.8	1	85
Thomas, Duke	2	55	27.5	0	56
Total	12	213	17.8	1	85
Opponents	9	25	2.8	0	11

<b>Interceptions</b>	<b>no.</b>	<b>yds</b>	<b>avg</b>	<b>td</b>	<b>lg</b>
Haines, Dylan	3	50	16.7	0	29
Hager, Breckyn	1	10	10.0	0	10
Hill, Holton	1	41	41.0	1	41
Hall, Jason	1	35	35.0	0	31
Total	6	136	22.7	1	41
Opponents	2	22	11.0	0	22

<b>Kick Returns</b>	<b>no.</b>	<b>yds</b>	<b>avg</b>	<b>td</b>	<b>lg</b>
Johnson, Daje	10	241	24.1	0	35
Boyd, Kris	6	114	19.0	0	36
Gray, Johnathan	2	18	9.0	0	13
Thomas, Duke	2	23	11.5	0	24
Newsome, Ryan	2	41	20.5	0	23
Warrick, Jacorey	1	12	12.0	0	12
Foreman, D'Onta	1	25	25.0	0	25
Beck, Andrew	1	8	8.0	0	8
Total	25	482	19.3	0	36
Opponents	9	235	26.1	0	46

<b>Fumble Returns</b>	<b>no.</b>	<b>yds</b>	<b>avg</b>	<b>td</b>	<b>lg</b>
Jefferson, Malik	1	26	26.0	1	26
Ridgeway, Hassan	1	34	34.0	1	34
Jackson, Desmond	1	7	7.0	0	7
Total	3	67	22.3	2	34
Opponents	0	0	0.0	0	0



**2015 University of Texas Football**  
**Texas Overall Individual Statistics (as of Oct 25, 2015)**  
**All games**

Scoring	td	fg	PAT				dxp	saf	pts
			kick	rush	rcv	pass			
Rose, Nick	-	6-9	20-21	-	-	-	-	-	38
Swoopes, Tyrone	5	-	-	-	-	-	-	-	30
Gray, Johnathan	3	-	-	-	-	-	-	-	18
Heard, Jerrod	3	-	-	-	-	-	-	-	18
Foreman, D'Onta	2	-	-	-	-	-	-	-	12
Foreman, Armanti	1	-	-	-	-	-	-	-	6
Johnson, Marcus	1	-	-	-	-	-	-	-	6
Burt, John	1	-	-	-	-	-	-	-	6
Johnson, Daje	1	-	-	-	-	-	-	-	6
Joe, Lorenzo	1	-	-	-	-	-	-	-	6
Bluiett, Caleb	1	-	-	-	-	-	-	-	6
Hill, Holton	1	-	-	-	-	-	-	-	6
Ridgeway, Hassan	1	-	-	-	-	-	-	-	6
Jefferson, Malik	1	-	-	-	-	-	-	-	6
TEAM	-	-	-	0-1	-	-	-	-	0
Total	22	6-9	20-21	0-1	-	-	-	-	170
Opponents	27	9-11	26-26	-	-	0-1	-	1	217

Total Offense	g	plays	rush	pass	total	avg/g
Heard, Jerrod	7	204	489	813	1302	186.0
Gray, Johnathan	7	94	388	0	388	55.4
Foreman, D'Onta	7	63	371	0	371	53.0
Swoopes, Tyrone	6	65	149	177	326	54.3
Warren III, Chris	4	12	52	0	52	13.0
Johnson, Daje	6	5	19	0	19	3.2
McNeal, DeAndre	7	1	9	0	9	1.3
Foreman, Armanti	6	2	2	0	2	0.3
TEAM	7	4	-35	0	-35	-5.0
Total	7	450	1444	990	2434	347.7
Opponents	7	537	1255	1801	3056	436.6

Field Goals	fg	pct.	01-19	20-29	30-39	40-49	50-99	lg	blk
Rose, Nick	6-9	66.7	0-0	3-3	0-1	3-4	0-1	46	0

FG Sequence	Texas	Opponents
Notre Dame	52,(41)	(38),45
RICE	-	-
California	(27)	44,(34)
Oklahoma State	(41),(46)	(34),(41),(40)
TCU	39,40	(23),(41)
Oklahoma	(27)	(21)
Kansas State	(28)	(36)

Punting	no.	yds	avg	lg	tb	fc	i20	50+	blk
Dickson, Michael	45	1801	40.0	59	3	18	11	11	0
Total	45	1801	40.0	59	3	18	11	11	0
Opponents	38	1502	39.5	58	5	6	17	2	0

Kickoffs	no.	yds	avg	tb	ob	retn	net	ydln
Rose, Nick	34	2139	62.9	23	2			
Total	34	2139	62.9	23	2	26.1	39.1	25
Opponents	42	2529	60.2	13	2	19.3	41.0	24

Numbers in (parentheses) indicate field goal was made.

**2015 University of Texas Football**  
**Texas Overall Individual Statistics (as of Oct 25, 2015)**  
**All games**

<u>All Purpose</u>	<u>g</u>	<u>rush</u>	<u>rcv</u>	<u>pr</u>	<u>kr</u>	<u>ir</u>	<u>total</u>	<u>avg/g</u>
Johnson, Daje	6	19	242	158	241	0	660	110.0
Heard, Jerrod	7	489	0	0	0	0	489	69.9
Gray, Johnathan	7	388	79	0	18	0	485	69.3
Foreman, D'Ont	7	371	52	0	25	0	448	64.0
Burt, John	7	0	252	0	0	0	252	36.0
Swoopes, Tyron	6	149	0	0	0	0	149	24.8
Foreman, Arman	6	2	142	0	0	0	144	24.0
Boyd, Kris	7	0	0	0	114	0	114	16.3
Johnson, Marcu	5	0	96	0	0	0	96	19.2
Thomas, Duke	7	0	0	55	23	0	78	11.1
Bluiett, Caleb	7	0	67	0	0	0	67	9.6
Warren III, Chris	4	52	0	0	0	0	52	13.0
Haines, Dylan	7	0	0	0	0	50	50	7.1
Hill, Holton	7	0	0	0	0	41	41	5.9
Newsome, Ryan	3	0	0	0	41	0	41	13.7
Hall, Jason	7	0	0	0	0	35	35	5.0
Beck, Andrew	7	0	24	0	8	0	32	4.6
Joe, Lorenzo	6	0	30	0	0	0	30	5.0
De La Torre, Ale	7	0	13	0	0	0	13	1.9
Hager, Breckyn	5	0	0	0	0	10	10	2.0
McNeal, DeAndr	7	9	0	0	0	0	9	1.3
Warrick, Jacorey	5	0	-7	0	12	0	5	1.0
TEAM	7	-35	0	0	0	0	-35	-5.0
Total	7	1444	990	213	482	136	3265	466.4
Opponents	7	1255	1801	25	235	22	3338	476.9

**2015 Texas Football**  
**Texas Overall Defensive Statistics (as of Oct 24, 2015)**  
**All games**

#	Defensive Leaders	gp	Tackles			tfl/yds	Sacks no-yds	Pass defense			Fumbles		blkd	
			ua	a	tot			int-yds	brup	qbh	rcv-yds	ff	kick	saf
19	Jinkens, Peter	7	32	20	52	5.0-25	2.0-20	.	.	4	.	.	.	.
46	Jefferson, Malik	7	24	15	39	6.0-22	2.5-12	.	2	5	1-26	.	.	.
21	Thomas, Duke	7	28	10	38	3.0-12	.	.	3	.	.	.	.	.
40	Hughes, Naashon	7	18	10	28	3.5-20	1.5-18	.	.	3	.	.	.	.
14	Haines, Dylan	7	23	5	28	1.0-14	1.0-14	3-50	3	.	.	.	.	.
5	Hill, Holton	7	23	4	27	.	.	1-41	2	.	.	.	.	.
98	Ridgeway, Hassa	7	17	8	25	4.5-17	2.0-12	.	.	1	1-34	.	.	.
31	Hall, Jason	7	13	11	24	0.5-1	.	1-35	1	.	.	.	.	.
95	Ford, Poona	7	15	8	23	5.0-21	1.5-13	.	1	.	.	.	.	.
99	Jackson, Desmon	7	12	7	19	0.5-0	.	.	.	.	1-7	.	.	.
1D	Davis, Shiro	6	10	8	18	2.5-20	1.0-14	.	.	.	.	1	.	.
91	Cottrell, Bryce	7	10	8	18	3.0-17	1.0-12	.	.	2	.	.	.	.
24	Bonney, John	7	15	1	16	1.0-8	1.0-8	.	1	.	.	.	.	.
93	Boyette Jr., Paul	7	10	6	16	2.5-9	1.5-7	.	.	2	1-0	.	.	.
1K	Vaccaro, Kevin	7	11	4	15	.	.	.	1	.	.	1	.	.
2	Boyd, Kris	7	7	7	14	.	.	.	.	.	.	1	.	.
45	Wheeler, Anthony	7	7	5	12	1.0-5	.	.	.	.	.	.	.	.
9	Davis, Davante	7	7	4	11	.	.	.	1	.	.	.	.	.
90	Omenihu, Char	7	7	2	9	1.0-1	.	.	.	.	.	1	.	.
2D	Davis, Antwuan	7	6	2	8	.	.	.	1	.	1-0	.	.	.
44	Hager, Breckyn	5	6	2	8	.	.	1-10	.	.	.	.	.	.
35	Freeman, Edwin	3	5	2	7	2.0-5	.	.	.	.	.	1	.	.
30	Cole, Timothy	6	5	1	6	1.0-8	1.0-8	.	.	1	.	.	.	.
1L	Locke III, P.J.	7	3	2	5	.	.	.	1	.	.	.	.	.
92	Vasser, Quincy	3	3	2	5	.	.	.	.	.	.	.	.	.
4E	Elliott, DeShon	2	3	.	3	.	.	.	.	.	.	1	.	.
15	Echols, Bryson	4	1	2	3	.	.	.	.	.	.	.	.	.
96	McMillon, Jake	7	1	1	2	.	.	.	.	.	.	.	.	.
36	De La Torre, Alex	7	1	.	1	.	.	.	.	.	.	.	.	.
88	Templin, Ty	2	1	.	1	.	.	.	.	.	.	.	.	.
42	Bluiett, Caleb	7	.	1	1	.	.	.	.	.	.	.	.	.
32	Gray, Johnathan	7	1	.	1	.	.	.	.	.	.	.	.	.
86	Oliver, Jake	3	1	.	1	.	.	.	.	.	.	.	.	.
11	Warrick, Jacorey	5	1	.	1	.	.	.	.	.	.	.	.	.
97	Nelson, Chris	4	1	.	1	1.0-9	1.0-9	.	.	.	.	.	.	.
8	Leonard, Dorian	7	1	.	1	.	.	.	.	.	.	.	.	.
49	Roberson, Deric	6	1	.	1	1.0-4	1.0-4	.	.	1	.	1	.	.
6	McNeal, DeAndre	7	1	.	1	.	.	.	.	.	.	.	.	.
2J	Johnson, Kirk	2	.	.	.	.	.	.	.	.	1-0	.	.	.
Total		0	331	158	489	45-218	18-151	6-136	17	19	6-67	7	.	.
Opponents		0	289	160	449	51-208	20-139	2-22	10	17	3-0	3	.	1



**2015 University of Texas Football**  
**Texas Team Game-by-Game (as of Oct 25, 2015)**  
**All games**

**TEAM STATISTICS**

		Rushing				Receiving				Passing				Kick Returns				Punt Returns				tot		
Date	Opponent	no.	yds	td	lg	no.	yds	td	lg	cmp	att	int	yds	td	lg	no.	yds	td	lg	no.	yds	td	lg	off
Sep 05	at Notre Dame	29	60	0	11	8	103	0	48	8-23-0	103	0	48	6	125	0	24	2	3	0	3	163		
Sep 12	RICE	28	149	2	35	5	128	2	69	5-10-0	128	2	69	2	60	0	35	4	175	1	85	277		
Sep 19	CALIFORNIA	52	286	6	45	20	364	0	54	20-31-1	364	0	54	3	26	0	13	0	0	0	0	650		
Sep 26	OKLAHOMA STATE	42	171	1	42	9	119	0	47	9-17-1	119	0	47	5	100	0	26	3	36	0	23	290		
Oct 03	at TCU	51	191	0	17	13	122	1	36	13-28-0	122	1	36	4	64	0	19	1	0	0	0	313		
Oct 10	vs Oklahoma	58	313	1	81	9	55	2	24	9-12-0	55	2	24	2	63	0	36	0	0	0	0	368		
Oct 24	KANSAS STATE	53	274	3	46	10	99	0	28	10-16-0	99	0	28	3	44	0	30	2	-1	0	0	373		
		313	1444	13	81	74	990	5	69	74-137-2	990	5	69	25	482	0	36	12	213	1	85	2434		
Opponents		313	1255	9	74	146	1801	18	66	146-224-6	1801	18	66	9	235	0	46	9	25	0	11	3056		

Games played: 7

Avg per rush: 4.6

Avg per catch: 13.4

Pass efficiency: 123.84

Kick ret avg: 19.3

Punt ret avg: 17.8

All purpose avg/game: 466.4

Total offense avg/gm: 347.7

		Tackles				Sacks	Fumble		Pass Defense			blkd	PAT Attempts			off		
Date	Opponent	ua	a	total	tfl-yds	no-yds	ff	fr-yds	int-yds	qbh	brup	kick	kick	rush	rcv	saf	t/o	pts
Sep 05	at Notre Dame	41	36	77	9.0-39	1.0-12	1	0-0	0-0	2	0	0	0-0	0	0	0	0	3
Sep 12	RICE	59	24	83	6.0-31	2.0-23	1	2-26	3-66	5	0	0	6-6	0	0	0	7	42
Sep 19	CALIFORNIA	47	18	65	4.0-21	1.0-14	2	2-7	0-0	3	2	0	5-6	0	0	0	10	44
Sep 26	OKLAHOMA STATE	53	26	79	8.0-32	3.0-24	0	1-34	2-70	3	3	0	3-3	0	0	0	14	27
Oct 03	at TCU	39	22	61	2.0-4	0.0-0	1	0-0	0-0	3	7	0	1-1	0	0	0	0	7
Oct 10	vs Oklahoma	52	14	66	8.0-50	6.0-45	1	1-0	0-0	2	1	0	3-3	0	0	0	7	24
Oct 24	KANSAS STATE	40	18	58	8.0-41	5.0-33	1	0-0	1-0	1	4	0	2-2	0	0	0	7	23
		331	158	489	45.0-218	18.0-151	7	6-67	6-136	19	17	0	20-21	0	0	0	45	170
Opponents		289	160	449	51.0-208	20.0-139	3	3-0	2-22	17	10	0	26-26	0	0	1	24	217

		Punting									Field Goals			Kickoffs				
Date	Opponent	no.	yds	avg	long	blkd	tb	fc	50+	i20	md-att	long	blkd	no.	yds	avg	tb	ob
Sep 05	at Notre Dame	10	423	42.3	56	0	0	3	3	2	1-2	41	0	2	130	65.0	1	0
Sep 12	RICE	5	183	36.6	59	0	0	2	1	3	0-0	0	0	7	440	62.9	6	0
Sep 19	CALIFORNIA	3	129	43.0	50	0	1	2	1	1	1-1	27	0	7	407	58.1	6	1
Sep 26	OKLAHOMA STATE	7	266	38.0	58	0	0	3	3	3	2-2	46	0	6	390	65.0	6	0
Oct 03	at TCU	8	328	41.0	57	0	1	5	1	0	0-2	0	0	3	183	61.0	1	1
Oct 10	vs Oklahoma	6	250	41.7	53	0	0	3	1	1	1-1	27	0	5	331	66.2	2	0
Oct 24	KANSAS STATE	6	222	37.0	51	0	1	0	1	1	1-1	28	0	4	258	64.5	1	0
		45	1801	40.0	59	0	3	18	11	11	6-9	46	0	34	2139	62.9	23	2
Opponents		38	1502	39.5	58	0	5	6	2	17	9-11	41	0	42	2529	60.2	13	2

**2015 Texas Football**  
**Texas Opponent Game-by-Game (as of Oct 24, 2015)**  
**All games**

**OPPONENT STATISTICS**

Date	Opponent	Rushing				Receiving				Passing				Kick Returns				Punt Returns				tot off
		no.	yds	td	lg	no.	yds	td	lg	cmp-att-int	yds	td	lg	no.	yds	td	lg	no.	yds	td	lg	
Sep 05	at Notre Dame	52	214	2	25	19	313	3	66	19-23-0	313	3	66	1	10	0	10	3	-1	0	5	527
Sep 12	RICE	58	228	2	22	23	234	2	25	23-38-3	234	2	25	1	46	0	46	0	0	0	0	462
Sep 19	CALIFORNIA	41	280	3	74	27	268	3	24	27-37-0	268	3	24	0	0	0	0	0	0	0	0	548
Sep 26	OKLAHOMA STATE	46	103	1	16	24	292	2	31	24-36-2	292	2	31	0	0	0	0	2	2	0	8	395
Oct 03	at TCU	42	228	0	24	22	376	6	50	22-38-0	376	6	50	1	26	0	26	1	4	0	0	604
Oct 10	vs Oklahoma	37	67	1	15	20	211	1	50	20-28-0	211	1	50	3	81	0	28	2	9	0	7	278
Oct 24	KANSAS STATE	37	135	0	22	11	107	1	16	11-24-1	107	1	16	3	72	0	34	1	11	0	11	242
		313	1255	9	74	146	1801	18	66	146-224-6	1801	18	66	9	235	0	46	9	25	0	11	3056
Texas		313	1444	13	81	74	990	5	69	74-137-2	990	5	69	25	482	0	36	12	213	1	85	2434

Games: 7 • Avg/rush: 4.0 • Avg/catch: 12.3 • Pass effic: 153.88 • KR avg: 26.1 • PR avg: 2.8 • All purpose avg/game: 476.9 • Total offense avg/gm: 436.6

Date	Opponent	Tackles				Sacks no-yds	Fumble		Pass Defense			blkd kick	PAT Attempts			off		
		ua	a	total	tfl-yds		ff	fr-yds	int-yds	qbh	brup		kick	rush	rcv	saf	t/o	pts
Sep 05	at Notre Dame	26	30	56	7.0-40	4.0-31	0	0-0	0-0	8	2	0	5-5	0	0	0	0	38
Sep 12	RICE	31	6	37	5.0-13	1.0-3	1	1-0	0-0	2	1	0	4-4	0	0	0	7	28
Sep 19	CALIFORNIA	52	16	68	5.0-20	2.0-13	1	1-0	1-22	2	1	0	6-6	0	0	0	10	45
Sep 26	OKLAHOMA STATE	45	20	65	12.0-62	7.0-54	0	0-0	1-0	0	1	0	3-3	0	0	0	0	30
Oct 03	at TCU	39	48	87	8.0-33	3.0-23	1	1-0	0-0	3	3	0	6-6	0	0	1	7	50
Oct 10	vs Oklahoma	45	26	71	6.0-16	2.0-10	0	0-0	0-0	2	1	0	2-2	0	0	0	0	17
Oct 24	KANSAS STATE	51	14	65	8.0-24	1.0-5	0	0-0	0-0	0	1	0	0-0	0	0	0	0	9
		289	160	449	51.0-208	20.0-139	3	3-0	2-22	17	10	0	26-26	0	0	1	24	217
Texas		331	158	489	45.0-218	18.0-151	7	6-67	6-136	19	17	0	20-21	0	0	0	45	170

Date	Opponent	Punting					Field Goals					Kickoffs				
		no.	yds	avg	long	blkd	md-att	long	blkd	no.	yds	avg	tb	ob		
Sep 05	at Notre Dame	4	165	41.2	50	0	1-2	38	0	7	426	60.9	0	1		
Sep 12	RICE	5	199	39.8	47	0	0-0	0	0	4	250	62.5	1	1		
Sep 19	CALIFORNIA	4	132	33.0	45	0	1-2	34	0	8	417	52.1	3	0		
Sep 26	OKLAHOMA STATE	5	194	38.8	44	0	3-3	41	0	7	428	61.1	2	0		
Oct 03	at TCU	6	252	42.0	48	0	2-2	41	0	9	573	63.7	5	0		
Oct 10	vs Oklahoma	7	277	39.6	46	0	1-1	21	0	4	265	66.2	2	0		
Oct 24	KANSAS STATE	7	283	40.4	58	0	1-1	36	0	3	170	56.7	0	0		
		38	1502	39.5	58	0	9-11	41	0	42	2529	60.2	13	2		
Texas		45	1801	40.0	59	0	6-9	46	0	34	2139	62.9	23	2		

**2015 Texas Football**  
**Texas Game Superlatives (as of Oct 24, 2015)**  
**All games**

**INDIVIDUAL GAME HIGHS**

Rushes	24	Heard, Jerrod vs California (Sep 19, 2015)
Yards Rushing	163	Heard, Jerrod vs California (Sep 19, 2015)
TD Rushes	3	Heard, Jerrod vs California (Sep 19, 2015)
	3	Swoopes, Tyrone vs Kansas State (Oct 24, 2015)
Long Rush	81	Foreman, D'Onta vs Oklahoma (Oct 10, 2015)
Pass attempts	31	Heard, Jerrod vs California (Sep 19, 2015)
Pass completions	20	Heard, Jerrod vs California (Sep 19, 2015)
Yards Passing	364	Heard, Jerrod vs California (Sep 19, 2015)
TD Passes	2	Heard, Jerrod vs RICE (Sep 12, 2015)
Long Pass	69	Heard, Jerrod vs RICE (Sep 12, 2015)
Receptions	6	Johnson, Daje at Notre Dame (Sep 05, 2015)
	6	Johnson, Daje vs Kansas State (Oct 24, 2015)
Yards Receiving	145	Johnson, Daje vs California (Sep 19, 2015)
TD Receptions	1	Burt, John vs RICE (Sep 12, 2015)
	1	Foreman, Armanti vs RICE (Sep 12, 2015)
	1	Joe, Lorenzo at TCU (Oct 03, 2015)
	1	Johnson, Marcus vs Oklahoma (Oct 10, 2015)
	1	Bluiett, Caleb vs Oklahoma (Oct 10, 2015)
Long Reception	69	Burt, John vs RICE (Sep 12, 2015)
Field Goals	2	Rose, Nick vs Oklahoma State (Sep 26, 2015)
Long Field Goal	46	Rose, Nick vs Oklahoma State (Sep 26, 2015)
Punts	10	Dickson, Michael at Notre Dame (Sep 05, 2015)
Punting Avg	43.0	Dickson, Michael vs California (Sep 19, 2015)
Long Punt	59	Dickson, Michael vs RICE (Sep 12, 2015)
Punts inside 20	3	Dickson, Michael vs RICE (Sep 12, 2015)
	3	Dickson, Michael vs Oklahoma State (Sep 26, 2015)
Long Punt Return	85	Johnson, Daje vs RICE (Sep 12, 2015)
Long Kickoff Return	36	Boyd, Kris vs Oklahoma (Oct 10, 2015)
Tackles	10	Jinkens, Peter at Notre Dame (Sep 05, 2015)
Sacks	2.0	Jefferson, Malik vs Oklahoma (Oct 10, 2015)
Tackles For Loss	2.5	Jefferson, Malik at Notre Dame (Sep 05, 2015)
Interceptions	1	Haines, Dylan vs RICE (Sep 12, 2015)
	1	Hall, Jason vs RICE (Sep 12, 2015)
	1	Hager, Breckyn vs RICE (Sep 12, 2015)
	1	Hill, Holton vs Oklahoma State (Sep 26, 2015)
	1	Haines, Dylan vs Oklahoma State (Sep 26, 2015)
	1	Haines, Dylan vs Kansas State (Oct 24, 2015)



**2015 Texas Football**  
**Texas Game Superlatives (as of Oct 24, 2015)**  
**All games**

**TEAM GAME HIGHS**

Rushes	58	vs Oklahoma (Oct 10, 2015)
Yards Rushing	313	vs Oklahoma (Oct 10, 2015)
Yards Per Rush	5.5	vs California (Sep 19, 2015)
TD Rushes	6	vs California (Sep 19, 2015)
Pass attempts	31	vs California (Sep 19, 2015)
Pass completions	20	vs California (Sep 19, 2015)
Yards Passing	364	vs California (Sep 19, 2015)
Yards Per Pass	12.8	vs RICE (Sep 12, 2015)
TD Passes	2	vs RICE (Sep 12, 2015)
	2	vs Oklahoma (Oct 10, 2015)
Total Plays	83	vs California (Sep 19, 2015)
Total Offense	650	vs California (Sep 19, 2015)
Yards Per Play	7.8	vs California (Sep 19, 2015)
Points	44	vs California (Sep 19, 2015)
Sacks By	6	vs Oklahoma (Oct 10, 2015)
First Downs	28	vs California (Sep 19, 2015)
Penalties	16	vs Oklahoma State (Sep 26, 2015)
Penalty Yards	128	vs Oklahoma State (Sep 26, 2015)
Turnovers	2	vs California (Sep 19, 2015)
Interceptions By	3	vs RICE (Sep 12, 2015)
Punts	10	at Notre Dame (Sep 05, 2015)
Punting Avg	43.0	vs California (Sep 19, 2015)
Long Punt	59	vs RICE (Sep 12, 2015)
Punts inside 20	3	vs RICE (Sep 12, 2015)
	3	vs Oklahoma State (Sep 26, 2015)
Long Punt Return	85	vs RICE (Sep 12, 2015)

**2015 Texas Football**  
**Texas Game Superlatives (as of Oct 24, 2015)**  
**All games**

**OPPONENT INDIVIDUAL GAME HIGHS**

Rushes	25	STEWART, Samuel, vs RICE (Sep 12, 2015)
Yards Rushing	164	Muhammad, Khalf, vs California (Sep 19, 2015)
TD Rushes	2	ADAMS, Josh, at Notre Dame (Sep 05, 2015)
	2	STEWART, Samuel, vs RICE (Sep 12, 2015)
	2	Enwere, Vic, vs California (Sep 19, 2015)
Long Rush	74	Muhammad, Khalf, vs California (Sep 19, 2015)
Pass attempts	37	Goff, Jared, vs California (Sep 19, 2015)
Pass completions	27	Goff, Jared, vs California (Sep 19, 2015)
Yards Passing	332	Boykin, Trevone, at TCU (Oct 03, 2015)
TD Passes	5	Boykin, Trevone, at TCU (Oct 03, 2015)
Long Pass	66	ZAIRE, Malik, at Notre Dame (Sep 05, 2015)
Receptions	8	PARKS, Dennis, vs RICE (Sep 12, 2015)
Yards Receiving	142	FULLER, Will, at Notre Dame (Sep 05, 2015)
TD Receptions	4	Turpin, K., at TCU (Oct 03, 2015)
Long Reception	66	FULLER, Will, at Notre Dame (Sep 05, 2015)
Field Goals	3	Grogan, Ben, vs Oklahoma State (Sep 26, 2015)
Long Field Goal	41	Grogan, Ben, vs Oklahoma State (Sep 26, 2015)
	41	Oberkrom, Jaden, at TCU (Oct 03, 2015)
Punts	7	Seibert, Austin, vs Oklahoma (Oct 10, 2015)
	7	Walsh, Nick, vs Kansas State (Oct 24, 2015)
Punting Avg	42.0	Perry, Ethan, at TCU (Oct 03, 2015)
Long Punt	58	Walsh, Nick, vs Kansas State (Oct 24, 2015)
Punts inside 20	5	Perry, Ethan, at TCU (Oct 03, 2015)
Long Punt Return	11	Heath, D., vs Kansas State (Oct 24, 2015)
Long Kickoff Return	46	STEWART, Samuel, vs RICE (Sep 12, 2015)
Tackles	13	Wilson, Montrel, at TCU (Oct 03, 2015)
Sacks	2.0	Ogbah, Emmanuel, vs Oklahoma State (Sep 26, 2015)
	2.0	Striker, Eric, vs Oklahoma (Oct 10, 2015)
Tackles For Loss	4.0	Britz, Travis, vs Kansas State (Oct 24, 2015)
Interceptions	1	Jefferson, Jale, vs California (Sep 19, 2015)
	1	Jacobs, Seth, vs Oklahoma State (Sep 26, 2015)

**2015 Texas Football**  
**Texas Game Superlatives (as of Oct 24, 2015)**  
**All games**

**OPPONENT TEAM GAME HIGHS**

Rushes	58	vs RICE (Sep 12, 2015)
Yards Rushing	280	vs California (Sep 19, 2015)
Yards Per Rush	6.8	vs California (Sep 19, 2015)
TD Rushes	3	vs California (Sep 19, 2015)
Pass attempts	38	vs RICE (Sep 12, 2015)
	38	at TCU (Oct 03, 2015)
Pass completions	27	vs California (Sep 19, 2015)
Yards Passing	376	at TCU (Oct 03, 2015)
Yards Per Pass	13.6	at Notre Dame (Sep 05, 2015)
TD Passes	6	at TCU (Oct 03, 2015)
Total Plays	96	vs RICE (Sep 12, 2015)
Total Offense	604	at TCU (Oct 03, 2015)
Yards Per Play	7.6	at TCU (Oct 03, 2015)
Points	50	at TCU (Oct 03, 2015)
Sacks By	7	vs Oklahoma State (Sep 26, 2015)
First Downs	31	at TCU (Oct 03, 2015)
Penalties	8	at TCU (Oct 03, 2015)
Penalty Yards	84	at TCU (Oct 03, 2015)
Turnovers	5	vs RICE (Sep 12, 2015)
Interceptions By	1	vs California (Sep 19, 2015)
	1	vs Oklahoma State (Sep 26, 2015)
Punts	7	vs Oklahoma (Oct 10, 2015)
	7	vs Kansas State (Oct 24, 2015)
Punting Avg	42.0	at TCU (Oct 03, 2015)
Long Punt	58	vs Kansas State (Oct 24, 2015)
Punts inside 20	5	at TCU (Oct 03, 2015)
Long Punt Return	11	vs Kansas State (Oct 24, 2015)

# 2015 Texas Football

## Texas By-Quarter Statistics (as of Oct 24, 2015)

### All games

#### 3rd-Down Conversions

Date	Opponent	Score	Overall	1st Qtr	2nd Qtr	3rd Qtr	4th Qtr	Overtime
Sep 05, 2015	at Notre Dame	L 3-38	2-13 15.4	0-2 0.0	1-5 20.0	0-3 0.0	1-3 33.3	
Sep 12, 2015	RICE	W 42-28	3-8 37.5	2-2 100.0	0-2 0.0	0-2 0.0	1-2 50.0	
Sep 19, 2015	CALIFORNIA	L 44-45	6-13 46.2	2-3 66.7	1-3 33.3	1-3 33.3	2-4 50.0	
Sep 26, 2015	OKLAHOMA STATE	L 27-30	4-16 25.0	2-5 40.0	1-3 33.3	1-4 25.0	0-4 0.0	
Oct 03, 2015	at TCU	L 7-50	6-19 31.6	0-4 0.0	5-9 55.6	1-4 25.0	0-2 0.0	
Oct 10, 2015	vs Oklahoma	W 24-17	9-16 56.2	2-4 50.0	2-4 50.0	2-4 50.0	3-4 75.0	
Oct 24, 2015	KANSAS STATE	W 23-9	7-15 46.7	4-5 80.0	2-3 66.7	1-4 25.0	0-3 0.0	
	Texas		37-100 37.0	12-25 48.0	12-29 41.4	6-24 25.0	7-22 31.8	0-0 0.0
	Opponents		48-104 46.2	11-23 47.8	14-30 46.7	10-23 43.5	13-28 46.4	0-0 0.0

#### 4th-Down Conversions

Date	Opponent	Score	Overall	1st Qtr	2nd Qtr	3rd Qtr	4th Qtr	Overtime
Sep 05, 2015	at Notre Dame	L 3-38	0-0 0.0	0-0 0.0	0-0 0.0	0-0 0.0	0-0 0.0	
Sep 12, 2015	RICE	W 42-28	0-0 0.0	0-0 0.0	0-0 0.0	0-0 0.0	0-0 0.0	
Sep 19, 2015	CALIFORNIA	L 44-45	1-3 33.3	0-1 0.0	0-0 0.0	0-0 0.0	1-2 50.0	
Sep 26, 2015	OKLAHOMA STATE	L 27-30	1-2 50.0	0-0 0.0	1-1 100.0	0-0 0.0	0-1 0.0	
Oct 03, 2015	at TCU	L 7-50	1-3 33.3	0-1 0.0	1-1 100.0	0-0 0.0	0-1 0.0	
Oct 10, 2015	vs Oklahoma	W 24-17	0-0 0.0	0-0 0.0	0-0 0.0	0-0 0.0	0-0 0.0	
Oct 24, 2015	KANSAS STATE	W 23-9	0-1 0.0	0-0 0.0	0-1 0.0	0-0 0.0	0-0 0.0	
	Texas		3-9 33.3	0-2 0.0	2-3 66.7	0-0 0.0	1-4 25.0	0-0 0.0
	Opponents		5-6 83.3	0-0 0.0	2-2 100.0	1-1 100.0	2-3 66.7	0-0 0.0

#### Time of Possession

Date	Opponent	Score	Overall	1st Qtr	2nd Qtr	3rd Qtr	4th Qtr	Overtime
Sep 05, 2015	at Notre Dame	L 3-38	20:50	3:51	7:27	6:06	3:26	
Sep 12, 2015	RICE	W 42-28	15:58	4:36	3:48	5:17	2:17	
Sep 19, 2015	CALIFORNIA	L 44-45	30:32	7:02	7:49	7:42	7:59	
Sep 26, 2015	OKLAHOMA STATE	L 27-30	25:53	10:14	5:45	4:34	5:20	
Oct 03, 2015	at TCU	L 7-50	29:26	7:14	12:14	5:28	4:30	
Oct 10, 2015	vs Oklahoma	W 24-17	31:55	9:39	6:09	9:31	6:36	
Oct 24, 2015	KANSAS STATE	W 23-9	30:40	9:15	7:59	8:19	5:07	
	Texas	Total	185:14	51:51	51:11	46:57	35:15	0:00
		Avg.	26:27	7:24	7:18	6:42	5:02	0:00
	Opponents	Total	234:46	53:09	53:49	58:03	69:45	0:00
		Avg.	33:32	7:35	7:41	8:17	9:57	0:00



### Texas Inside Opponent Red-Zone

16 of 19 (84.2%)

28 of 30 (93.3%)

**2015 University of Texas Football**  
**Texas Passing Game-by-Game (as of Oct 25, 2015)**  
**All games**

<b>#13 Heard, Jerrod</b>	<b>Comp</b>	<b>Att</b>	<b>Int</b>	<b>Pct</b>	<b>Yards</b>	<b>TD</b>	<b>Long</b>	<b>Sacked</b>	<b>Effic</b>
Notre Dame	1	1	0	100.0	10	0	10	2-12	184.00
RICE	4	7	0	57.1	120	2	69	1-3	295.43
California	20	31	1	64.5	364	0	54	2-13	156.70
Oklahoma State	9	17	1	52.9	119	0	47	7-54	99.98
TCU	8	20	0	40.0	48	0	22	3-23	60.16
Oklahoma	8	11	0	72.7	53	1	24	2-10	143.20
Kansas State	10	15	0	66.7	99	0	28	1-5	122.11
<b>TOTALS</b>	<b>60</b>	<b>102</b>	<b>2</b>	<b>58.8</b>	<b>813</b>	<b>3</b>	<b>69</b>	<b>18-120</b>	<b>131.56</b>

<b>#18 Swoopes, Tyrone</b>	<b>Comp</b>	<b>Att</b>	<b>Int</b>	<b>Pct</b>	<b>Yards</b>	<b>TD</b>	<b>Long</b>	<b>Sacked</b>	<b>Effic</b>
Notre Dame	7	22	0	31.8	93	0	48	2-19	67.33
RICE	1	3	0	33.3	8	0	8	0-0	55.73
TCU	5	8	0	62.5	74	1	36	0-0	181.45
Oklahoma	1	1	0	100.0	2	1	2	0-0	446.80
Kansas State	0	1	0	0.0	0	0	0	0-0	0.00
<b>TOTALS</b>	<b>14</b>	<b>35</b>	<b>0</b>	<b>40.0</b>	<b>177</b>	<b>2</b>	<b>48</b>	<b>2-19</b>	<b>101.34</b>

**2015 University of Texas Football**  
**Texas Rushing/Receiving Game-by-Game (as of Oct 25, 2015)**  
**All games**

<b>RUSHING</b>	<b>No-Yds/TD</b>	<b>ND</b>	<b>RICE</b>	<b>CAL</b>	<b>OSU</b>	<b>TCU</b>	<b>OU</b>	<b>KS</b>
Heard, Jerrod	102-489/3	2--12/0	9-91/0	24-163/3	19-48/0	12-23/0	21-115/0	15-61/0
Gray, Johnathan	94-388/3	8-40/0	9-13/1	11-46/2	11-55/0	15-55/0	22-76/0	18-103/0
Foreman, D'Onta	63-371/2	3-5/0	7-32/1	9-47/1	7-15/0	18-112/0	9-117/0	10-43/0
Swoopes, Tyrone	30-149/5	10-17/0	1-8/0	DNP	3-35/1	5-25/0	4-14/1	7-50/3
Warren III, C.	12-52/0	3-4/0	2-5/0	5-24/0	DNP	DNP	DNP	2-19/0
Johnson, Daje	5-19/0	2-4/0	-	2-6/0	1-9/0	-	DNP	-
McNeal, DeAndre	1-9/0	-	-	-	1-9/0	-	-	-
Foreman, Armant WR	2-2/0	1-2/0	-	1-0/0	-	-	-	DNP
TEAM	4-35/0	-	-	-	-	1--24/0	2--9/0	1--2/0

<b>RECEIVING</b>	<b>No-Yds/TD</b>	<b>ND</b>	<b>RICE</b>	<b>CAL</b>	<b>OSU</b>	<b>TCU</b>	<b>OU</b>	<b>KS</b>
Burt, John	13-252/1	1-48/0	1-69/1	4-65/0	1-4/0	2-36/0	2-5/0	2-25/0
Johnson, Daje	20-242/0	6-45/0	-	5-145/0	2-6/0	1-5/0	DNP	6-41/0
Foreman, Armant WR	10-142/1	-	2-43/1	4-70/0	1-10/0	3-19/0	-	DNP
Johnson, Marcus	9-96/1	-	DNP	DNP	2-50/0	3-11/0	4-35/1	-
Gray, Johnathan	5-79/0	-	1-8/0	4-71/0	-	-	-	-
Bluiett, Caleb	4-67/1	-	1-8/0	-	1-29/0	-	1-2/1	1-28/0
Foreman, D'Onta	4-52/0	-	-	-	2-20/0	2-32/0	-	-
Joe, Lorenzo	2-30/1	-	-	-	-	1-21/1	1-9/0	DNP
Beck, Andrew	4-24/0	1-10/0	-	1-5/0	-	-	1-4/0	1-5/0
De La Torre, Al TE	1-13/0	-	-	1-13/0	-	-	-	-
Warrick, Jacore	2--7/0	-	-	1--5/0	DNP	1--2/0	-	DNP

**2015 University of Texas Football**  
**Texas Return Stats Game-by-Game (as of Oct 25, 2015)**  
**All games**

<b>PUNT RETURNS</b>	<b>No-Yds</b>	<b>ND</b>	<b>RICE</b>	<b>CAL</b>	<b>OSU</b>	<b>TCU</b>	<b>OU</b>	<b>KS</b>
Johnson, Daje	10-158	2-3	3-119	-	3-36	1-0	DNP	1-0
Thomas, Duke	2-55	-	1-56	-	-	-	-	1--1

<b>KICK RETURNS</b>	<b>No-Yds</b>	<b>ND</b>	<b>RICE</b>	<b>CAL</b>	<b>OSU</b>	<b>TCU</b>	<b>OU</b>	<b>KS</b>
Johnson, Daje	10-241	3-60	1-35	-	4-101	-	DNP	2-45
Boyd, Kris	6-114	-	-	-	-	3-52	2-63	1--1
Newsome, Ryan	2-41	2-41	DNP	DNP	DNP	-	-	DNP
Foreman, D'Onta	1-25	-	1-25	-	-	-	-	-
Thomas, Duke	2-23	1-24	-	-	1--1	-	-	-
Gray, Johnathan	2-18	-	-	2-18	-	-	-	-
Warrick, Jacore	1-12	-	-	-	DNP	1-12	-	DNP
Beck, Andrew	1-8	-	-	1-8	-	-	-	-

<b>INT. RETURNS</b>	<b>No-Yds</b>	<b>ND</b>	<b>RICE</b>	<b>CAL</b>	<b>OSU</b>	<b>TCU</b>	<b>OU</b>	<b>KS</b>
Haines, Dylan	3-50	-	1-21	-	1-29	-	-	1-0
Hager, Breckyn	1-10	-	1-10	-	-	-	DNP	DNP
Hill, Holton	1-41	-	-	-	1-41	-	-	-
Hall, Jason	1-35	-	1-35	-	-	-	-	-

<b>FUMBLE RETURNS</b>	<b>No-Yds</b>	<b>ND</b>	<b>RICE</b>	<b>CAL</b>	<b>OSU</b>	<b>TCU</b>	<b>OU</b>	<b>KS</b>
Ridgeway, Hassa	1-34	-	-	-	1-34	-	-	-
Jefferson, Mali	1-26	-	1-26	-	-	-	-	-
Jackson, Desmon	1-7	-	-	1-7	-	-	-	-



**2015 Texas Football**  
**Texas Total Tackles Game-by-Game (as of Oct 24, 2015)**  
**All games**

Total Tackles	UA-A	Total	ND	RICE	CAL	OSU	TCU	OU	KS
Jinkens, Peter	32-20	52	4-6	4-3	4-2	5-4	6-2	6-2	3-1
Jefferson, Mali	24-15	39	5-4	6-3	3-6	2-0	2-0	5-1	1-1
Thomas, Duke	28-10	38	3-2	5-2	4-1	5-2	2-1	3-0	6-2
Hughes, Naashon	18-10	28	4-3	3-0	1-0	6-1	0-1	4-5	-
Haines, Dylan	23-5	28	5-2	3-0	2-0	6-1	3-1	1-0	3-1
Hill, Holton	23-4	27	-	4-0	1-0	2-0	6-1	7-1	3-2
Ridgeway, Hassa	17-8	25	1-0	5-1	3-0	4-2	1-2	1-1	2-2
Hall, Jason	13-11	24	2-5	-	1-0	2-0	1-2	2-1	5-3
Ford, Poona	15-8	23	-	5-3	2-1	2-2	2-0	2-1	2-1
Jackson, Desmon	12-7	19	1-2	4-2	2-1	2-1	0-1	2-0	1-0
Davis, Shiro	10-8	18	2-1	3-2	4-1	0-3	DNP	-	1-1
Cottrell, Bryce	10-8	18	1-0	1-3	0-1	1-1	3-2	2-0	2-1
Bonney, John	15-1	16	2-0	2-0	6-0	1-0	0-1	3-0	1-0
Boyette Jr., Pa	10-6	16	3-0	1-1	1-0	1-1	1-2	2-1	1-1
Vaccaro, Kevin	11-4	15	1-2	1-0	7-2	-	1-0	1-0	-
Boyd, Kris	7-7	14	1-3	1-1	-	4-3	-	-	1-0
Wheeler, Anthon	7-5	12	0-1	-	-	3-2	0-1	2-0	2-1
Davis, Davante	7-4	11	-	-	1-0	0-3	-	5-1	1-0
Omenihu, Char	7-2	9	0-1	-	-	3-0	1-1	2-0	1-0
Hager, Breckyn	6-2	8	1-1	1-0	-	-	4-1	DNP	DNP
Davis, Antwuan	6-2	8	0-1	2-0	2-1	1-0	1-0	-	-
Freeman, Edwin	5-2	7	3-1	2-1	-	DNP	DNP	DNP	DNP
Cole, Timothy	5-1	6	-	1-1	DNP	2-0	2-0	-	-
Vasser, Quincy	3-2	5	DNP	2-0	DNP	DNP	1-2	-	DNP
Locke III, P.J.	3-2	5	-	-	2-2	-	1-0	-	-
Echols, Bryson	1-2	3	1-1	DNP	-	DNP	DNP	-	0-1
Elliott, DeShon	3-0	3	DNP	DNP	DNP	DNP	DNP	2-0	1-0
McMillon, Jake	1-1	2	-	-	-	-	1-1	-	-
Oliver, Jake	1-0	1	DNP	-	-	DNP	DNP	DNP	1-0
De La Torre, Al	1-0	1	-	-	-	1-0	-	-	-
Bluiett, Caleb	0-1	1	-	0-1	-	-	-	-	-
Gray, Johnathan	1-0	1	-	-	1-0	-	-	-	-
Leonard, Dorian	1-0	1	-	1-0	-	-	-	-	-
Nelson, Chris	1-0	1	-	1-0	-	DNP	DNP	-	DNP
Templin, Ty	1-0	1	-	1-0	DNP	DNP	DNP	DNP	DNP
Roberson, Deric	1-0	1	-	DNP	-	-	-	-	1-0
Warrick, Jacore	1-0	1	1-0	-	-	DNP	-	-	DNP
McNeal, DeAndre	1-0	1	-	-	-	-	-	-	1-0

**2015 University of Texas Football**  
**Texas Games Played (as of Oct 25, 2015)**  
**All games**

##	PLAYER	GP-GS	ND	RICE	CAL	OSU	TCU	OU	KS
4A	Ashby, Kyle	7/-	XXX	XXX	XXX	XXX	XXX	XXX	XXX
47	Beck, Andrew	7/7	START	START	START	START	START	START	START
27	Bernard, Roderi	6/-	XXX	XXX	...	XXX	XXX	XXX	XXX
42	Bluiett, Caleb	7/-	XXX	XXX	XXX	XXX	XXX	XXX	XXX
24	Bonney, John	7/5	START	START	START	START	XXX	START	XXX
2	Boyd, Kris	7/-	XXX	XXX	XXX	XXX	XXX	XXX	XXX
93	Boyette Jr., Pa	7/4	XXX	XXX	XXX	START	START	START	START
1	Burt, John	7/7	START	START	START	START	START	START	START
26	Colbert, Adrian	7/-	XXX	XXX	XXX	XXX	XXX	XXX	XXX
30	Cole, Timothy	6/-	XXX	XXX	...	XXX	XXX	XXX	XXX
91	Cottrell, Bryce	7/3	XXX	XXX	XXX	XXX	START	START	START
2D	Davis, Antwuan	7/4	START	START	START	START	XXX	XXX	XXX
9	Davis, Davante	7/-	XXX	XXX	XXX	XXX	XXX	XXX	XXX
1D	Davis, Shiro	6/4	START	START	START	START	...	XXX	XXX
36	De La Torre, Al	7/-	XXX	XXX	XXX	XXX	XXX	XXX	XXX
1M	Dickson, Michae	7/-	XXX	XXX	XXX	XXX	XXX	XXX	XXX
74	Doyle, Taylor	7/6	START	START	START	START	XXX	START	START
15	Echols, Bryson	4/-	XXX	...	XXX	...	...	XXX	XXX
4E	Elliott, DeShon	2/-	...	...	...	...	...	XXX	XXX
66	Flowers, Sedic	7/7	START	START	START	START	START	START	START
95	Ford, Poona	7/3	START	START	START	XXX	XXX	XXX	XXX
3	Foreman, Armant	6/5	START	START	START	START	START	XXX	...
33	Foreman, D'Onta	7/-	XXX	XXX	XXX	XXX	XXX	XXX	XXX
35	Freeman, Edwin	3/-	XXX	XXX	XXX	...	...	...	...
48	Gonzales, Trey	1/-	...	...	...	...	XXX	...	...
87	Gray, Garrett	1/-	...	...	...	...	...	...	XXX
32	Gray, Johnathan	7/7	START	START	START	START	START	START	START
44	Hager, Breckyn	5/-	XXX	XXX	XXX	XXX	XXX	...	...
14	Haines, Dylan	7/7	START	START	START	START	START	START	START
31	Hall, Jason	7/7	START	START	START	START	START	START	START
13	Heard, Jerrod	7/6	XXX	START	START	START	START	START	START
5	Hill, Holton	7/3	XXX	XXX	XXX	XXX	START	START	START
1H	Holtz, Trey	7/-	XXX	XXX	XXX	XXX	XXX	XXX	XXX
40	Hughes, Naashon	7/7	START	START	START	START	START	START	START
65	Hutchins, Marcu	6/1	XXX	XXX	XXX	XXX	START	XXX	...
99	Jackson, Desmon	7/3	START	START	START	XXX	XXX	XXX	XXX
46	Jefferson, Mali	7/7	START	START	START	START	START	START	START
19	Jinkens, Peter	7/7	START	START	START	START	START	START	START
5J	Joe, Lorenzo	6/1	XXX	XXX	XXX	XXX	XXX	START	...
4	Johnson, Daje	6/5	XXX	START	START	START	START	...	START
2J	Johnson, Kirk	2/-	...	...	...	...	...	XXX	XXX
7	Johnson, Marcus	5/4	START	...	...	XXX	START	START	START
8	Leonard, Dorian	7/-	XXX	XXX	XXX	XXX	XXX	XXX	XXX
1L	Locke III, P.J.	7/-	XXX	XXX	XXX	XXX	XXX	XXX	XXX
96	McMillon, Jake	7/-	XXX	XXX	XXX	XXX	XXX	XXX	XXX
6	McNeal, DeAndre	7/-	XXX	XXX	XXX	XXX	XXX	XXX	XXX
97	Nelson, Chris	4/-	XXX	XXX	XXX	...	...	XXX	...



2015 TEXAS CAREER STATS

#47 | Andrew Beck | TE

YEAR	G	REC	YDS	TD	LG	REC/G	YDS/REC	YDS/G
2014	12	0	0	0	0	0.0	0.0	0.0
2015	7	4	24	0	10	0.6	6.0	3.4
TOTAL	19	4	24	0	10	0.2	6.0	1.3

#27 | Roderick Bernard | WR

YEAR	G	KR	YDS	TD	LG	AVG/R	AVG/G
2014	5	9	172	0	28	19.1	34.4
2015	6	0	0	0	0	0.0	0.0
TOTAL	11	9	172	0	28	19.1	15.6

#42 | Caleb Bluiett | TE

YEAR	G	REC	YDS	TD	LG	REC/G	YDS/REC	YDS/G
2013	9	0	0	0	0	0.0	0.0	0.0
2014	12	0	0	0	0	0.0	0.0	0.0
2015	7	4	67	1	29	0.6	16.8	9.6
TOTAL	28	4	67	1	29	0.1	16.8	2.4

#24 | John Bonney | CB

YEAR	G	UT-AT	TOTAL	TFL-YDS	SACKS-YDS	PBU	FF	FR	BLKD	QBH
2015	7	15-1	16	1.0-8	1.0-8	1	0	0	0	0
TOTAL	7	15-1	16	1.0-8	1.0-8	1	0	0	0	0

#2 | Kris Boyd | CB

YEAR	G	UT-AT	TOTAL	TFL-YDS	PBU	FF	FR	BLKD	QBH
2015	7	7-7	14	0.0-0	0	1	0	0	0
TOTAL	7	7-7	14	0.0-0	0	1	0	0	0

KICK RETURNS

YEAR	RET	YDS	TD	LG	AVG/R	AVG/G
2015	6	114	0	36	19.0	16.3
TOTAL	6	114	0	36	19.0	16.3

#93 | Paul Boyette Jr. | DT

YEAR	G	UT-AT	TOTAL	TFL-YDS	SACKS-YDS	PBU	FF	FR	BLKD	QBH
2013	4	1-1	2	0.5-2	0.0-0	0	0	0	0	0
2014	12	13-13	26	3.5-6	0.5-1	1	0	2	0	0
2015	7	10-6	16	2.5-9	1.5-7	0	0	1	0	2
TOTAL	23	24-20	44	6.5-17	2.0-8	1	0	3	0	2

#1 | John Burt | WR

YEAR	G	REC	YDS	TD	LG	REC/G	YDS/REC	YDS/G
2015	7	13	252	1	69	1.9	19.4	36.0
TOTAL	7	13	252	1	69	1.9	19.4	36.0

#26 | Adrian Colbert | S

YEAR	G	UT-AT	TOTAL	TFL-YDS	PBU	INT-YDS	FF	FR	BLKD	QBH
2013	13	4-2	6	0.0-0	0	0-0	0	0	0	0
2014	12	16-4	20	0.0-0	2	1-0	0	0	0	1
2015	7	0-0	0	0.0-0	0	0-0	0	0	0	0
TOTAL	31	20-6	26	0.0-0	2	1-0	0	0	0	1

#30 | Timothy Cole | LB

YEAR	G	UT-AT	TOTAL	TFL-YDS	SACKS-YDS	PBU	FF	FR	BLKD	QBH
2013	11	4-6	10	0.0-0	0.0-0	0	0	0	0	1
2014	9	0-2	2	0.0-0	0.0-0	1	0	0	0	0
2015	6	5-1	6	1.0-8	1.0-8	0	0	0	0	1
TOTAL	26	9-9	18	1.0-8	1.0-8	1	0	0	0	2

#91 | Bryce Cottrell | DT

YEAR	G	UT-AT	TOTAL	TFL-YDS	SACKS-YDS	PBU	FF	FR	BLKD	QBH
2013	11	3-2	5	1.0-7	1.0-7	1	0	0	0	1
2014	9	2-2	4	0.5-0	0.0-0	1	0	0	0	2
2015	7	10-8	18	3.0-17	1.0-12	0	0	0	0	2
TOTAL	27	15-12	27	4.5-24	2.0-19	2	0	0	0	5

#25 | Antwuan Davis | CB

YEAR	G	UT-AT	TOTAL	TFL-YDS	PBU	FF	FR	BLKD	QBH
2014	9	2-1	3	0.0-0	0	0	0	0	0
2015	7	6-2	8	0.0-0	1	0	1	0	0
TOTAL	16	8-3	11	0.0-0	1	0	1	0	0

#9 | Davante Davis | CB

YEAR	G	UT-AT	TOTAL	TFL-YDS	PBU	FF	FR	BLKD	QBH
2015	7	7-4	11	0.0-0	1	0	0	0	0
TOTAL	7	7-4	11	0.0-0	1	0	0	0	0

#1 | Shiro Davis | DE

YEAR	G	UT-AT	TOTAL	TFL-YDS	SACKS-YDS	PBU	FF	FR	BLKD	QBH
2012	7	3-0	3	1.0-5	0.0-0	1	0	0	0	1
2013	13	7-8	15	3.5-16	1.0-9	0	0	0	0	3
2014	12	11-7	18	4.0-23	3.5-22	0	0	1	0	0
2015	6	10-8	18	2.5-20	1.0-14	0	1	0	0	0
TOTAL	38	31-23	54	11.0-64	5.5-45	1	1	1	0	4

#36 | Alex De La Torre | TE

YEARS	G	RUSH	YDS	TD	LG	YDS/G	REC	YDS	TD	LG	YDS/G
2012	7	0	0	0	0	0.0	0	0	0	0	0.0
2013	13	1	19	0	19	1.5	1	2	1	2	0.2
2014	12	0	0	0	0	0.0	1	23	0	23	1.9
2015	7	0	0	0	0	0.0	1	13	0	13	1.9
TOTAL	39	1	19	0	19	0.5	3	38	1	23	1.0

#13 | Michael Dickson | P

YEARS	G	PUNTS	YARDS	LG	AVG	IN-20	50+	TB	FC	BLK
2015	7	45	1801	59	40.0	11	11	3	18	0
TOTAL	7	45	1801	59	40.0	11	11	3	18	0

#15 | Bryson Echols | CB

YEAR	G	UT-AT	TOTAL	TFL-YDS	PBU	FF	FR	BLKD	QBH
2013	13	5-6	11	0.0-0	0	0	0	0	0
2014	12	12-5	17	0.0-0	1	1	0	0	0
2015	4	1-2	3	0.0-0	0	0	0	0	0
TOTAL	29	18-13	31	0.0-0	1	1	0	0	0

#4 | DeShon Elliott | S

YEAR	G	UT-AT	TOTAL	TFL-YDS	PBU	FF	FR	BLKD	QBH
2015	2	3-0	3	0.0-0	0	1	0	0	0
TOTAL	2	3-0	3	0.0-0	0	1	0	0	0

#95 | Poona Ford | DT

YEAR	G	UT-AT	TOTAL	TFL-YDS	SACKS-YDS	PBU	FF	FR	BLKD	QBH
2014	8	4-4	8	1.0-2	0.0-0	0	0	0	0	0
2015	7	15-8	23	5.0-21	1.5-13	1	0	0	0	0
TOTAL	15	19-12	31	6.0-23	1.5-13	1	0	0	0	0

#3 | Armanti Foreman | WR

YEARS	G	RUSH	YDS	TD	LG	YDS/G	REC	YDS	TD	LG	YDS/G
2014	11	2	41	0	29	3.7	10	188	2	73	17.1
2015	6	2	2	0	2	0.3	10	142	1	38	23.7
TOTAL	17	4	43	0	29	2.5	20	330	3	73	19.4

KICK RETURNS

YEAR	RET	YDS	TD	LG	AVG/R	AVG/G
2014	11	198	0	27	18.0	18.0
2015	0	0	0	0	0.0	0.0
TOTAL	11	198	0	27	18.0	11.6

## 2015 TEXAS CAREER STATS

### #33 | D'Onta Foreman | RB

YEARS	G	RUSH	YDS	TD	LG	YDS/G	REC	YDS	TD	LG	YDS/G
2014	7	15	73	0	34	10.4	1	7	0	7	1.0
2015	7	63	371	2	81	53.0	4	52	0	22	7.4
<b>TOTAL</b>	<b>14</b>	<b>78</b>	<b>444</b>	<b>2</b>	<b>81</b>	<b>31.7</b>	<b>5</b>	<b>59</b>	<b>0</b>	<b>22</b>	<b>4.2</b>

#### KICK RETURNS

YEAR	RET	YDS	TD	LG	AVG/R	AVG/G
2014	1	5	0	5	5.0	0.7
2015	1	25	0	25	25.0	3.6
<b>TOTAL</b>	<b>2</b>	<b>30</b>	<b>0</b>	<b>25</b>	<b>15.0</b>	<b>2.1</b>

### #35 | Edwin Freeman | LB

YEAR	G	UT-AT	TOTAL	TFL-YDS	PBU	FF	FR	BLKD	QBH
2015	3	5-2	7	2.0-5	0	1	0	0	0
<b>TOTAL</b>	<b>3</b>	<b>5-2</b>	<b>7</b>	<b>2.0-5</b>	<b>0</b>	<b>1</b>	<b>0</b>	<b>0</b>	<b>0</b>

### #32 | Johnathan Gray | RB

YEARS	G	RUSH	YDS	TD	LG	YDS/G	REC	YDS	TD	LG	YDS/G
2012	13	149	701	3	49	53.9	11	151	1	34	11.6
2013	9	159	780	4	45	86.7	15	61	0	10	6.8
2014	12	141	628	7	42	52.3	20	122	0	17	10.2
2015	7	94	388	3	46	55.4	5	79	0	26	11.3
<b>TOTAL</b>	<b>41</b>	<b>543</b>	<b>2497</b>	<b>17</b>	<b>49</b>	<b>60.9</b>	<b>51</b>	<b>413</b>	<b>1</b>	<b>34</b>	<b>10.1</b>

#### KICK RETURNS

YEARS	RET	YDS	TD	LG	AVG/R	AVG/G
2015	2	18	0	13	9.0	2.6
<b>TOTAL</b>	<b>2</b>	<b>18</b>	<b>0</b>	<b>13</b>	<b>9.0</b>	<b>0.4</b>

### #44 | Breckyn Hager | LB

YEAR	G	UT-AT	TOTAL	TFL-YDS	PBU	INT-YDS	FF	FR	BLKD	QBH
2015	5	6-2	8	0.0-0	1	1-10	0	0	0	0
<b>TOTAL</b>	<b>5</b>	<b>6-2</b>	<b>8</b>	<b>0.0-0</b>	<b>1</b>	<b>1-10</b>	<b>0</b>	<b>0</b>	<b>0</b>	<b>0</b>

### #14 | Dylan Haines | S

YEARS	G	UT-AT	TOTAL	TFL-YDS	PBU	INT-YDS-TD	FF	FR	SACKS-YDS
2014	12	50-29	79	0.0-0	10	4-98-1	1	1	0.0-0
2015	7	23-5	28	1.0-14	6	3-50-0	0	0	1.0-14
<b>TOTAL</b>	<b>19</b>	<b>73-34</b>	<b>107</b>	<b>1.0-14</b>	<b>16</b>	<b>7-148-1</b>	<b>1</b>	<b>1</b>	<b>1.0-14</b>

### #31 | Jason Hall | S

YEARS	G	UT-AT	TOTAL	TFL-YDS	PBU	INT-YDS	FF	FR	SACKS-YDS
2014	11	28-19	47	1.0-7	2	0-0	0	0	1.0-7
2015	7	13-11	24	0.5-1	2	1-35	0	0	0.0-0
<b>TOTAL</b>	<b>18</b>	<b>41-30</b>	<b>71</b>	<b>1.5-8</b>	<b>4</b>	<b>1-35</b>	<b>0</b>	<b>0</b>	<b>1.0-7</b>

### #13 | Jerrod Heard | QB

YEARS	G	ATT-CMP-INT	YDS	TD	LG	PCT	YDS/G	RUSH	YDS	TD	LG	YDS/G
2015	7	102-60-2	813	3	69	58.8	116.1	102	489	3	45	69.9
<b>TOTAL</b>	<b>7</b>	<b>102-60-2</b>	<b>813</b>	<b>3</b>	<b>69</b>	<b>58.8</b>	<b>116.1</b>	<b>102</b>	<b>489</b>	<b>3</b>	<b>45</b>	<b>69.9</b>

#### TOTAL OFFENSE

	RUSH	PASS	TOTAL	AVG/G
2015	489	813	1302	186.0
<b>TOTAL</b>	<b>489</b>	<b>813</b>	<b>1302</b>	<b>186.0</b>

### #5 | Holton Hill | DB

YEARS	G	UT-AT	TOTAL	TFL-YDS	PBU	INT-YDS-TD	FF	FR	SACKS-YDS
2015	7	23-4	27	0.0-0	3	1-41-1	0	0	0.0-0
<b>TOTAL</b>	<b>7</b>	<b>23-4</b>	<b>27</b>	<b>0.0-0</b>	<b>3</b>	<b>1-41-1</b>	<b>0</b>	<b>0</b>	<b>0.0-0</b>

### #40 | Naashon Hughes | DE

YEAR	G	UT-AT	TOTAL	TFL-YDS	SACKS-YDS	PBU	FF	FR	BLKD	QBH
2014	12	19-7	26	3.5-5	0.5-1	1	0	0	0	2
2015	7	18-10	28	3.5-20	1.5-18	0	0	0	0	3
<b>TOTAL</b>	<b>19</b>	<b>37-17</b>	<b>54</b>	<b>7.0-25</b>	<b>2.0-19</b>	<b>1</b>	<b>0</b>	<b>0</b>	<b>0</b>	<b>5</b>

### #99 | Desmond Jackson | DT

YEAR	G	UT-AT	TOTAL	TFL-YDS	SACKS-YDS	PBU	FF	FR	BLKD	QBH
2011	12	4-6	10	2.0-12	2.0-12	0	0	0	0	1
2012	13	13-20	33	6.0-24	2.0-15	0	0	0	0	4
2013	13	17-22	39	3.5-15	2.0-11	0	1	1	0	3
2014	3	6-3	9	0.0-0	0.0-0	0	0	1	0	1
2015	7	12-7	19	0.5-0	0.0-0	0	0	1	0	0
<b>TOTAL</b>	<b>48</b>	<b>52-58</b>	<b>110</b>	<b>12.0-51</b>	<b>6.0-38</b>	<b>0</b>	<b>1</b>	<b>3</b>	<b>0</b>	<b>9</b>

### #46 | Malik Jefferson | LB

YEAR	G	UT-AT	TOTAL	TFL-YDS	SACKS-YDS	PBU	FF	FR-TD	BLKD	QBH
2015	7	24-15	39	6.0-22	2.5-12	2	0	1-1	0	5
<b>TOTAL</b>	<b>7</b>	<b>24-15</b>	<b>39</b>	<b>6.0-22</b>	<b>2.5-12</b>	<b>2</b>	<b>0</b>	<b>1-1</b>	<b>0</b>	<b>5</b>

### #19 | Peter Jinkens | LB

YEARS	G	UA-A	TOTAL	TFL-YDS	SACKS-YDS	PBU	INT-YDS	FF	FR	BLKD	QBH
2012	13	18-11	29	3.0-6	1.0-2	1	1-4	0	0	0	0
2013	13	31-17	48	1.5-8	0.0-0	0	0-0	1	0	0	1
2014	12	18-6	24	0.0-0	0.0-0	0	0-0	0	0	0	0
2015	7	32-20	52	5.0-25	2.0-20	0	0-0	0	0	0	4
<b>TOTAL</b>	<b>45</b>	<b>99-54</b>	<b>153</b>	<b>9.5-39</b>	<b>3.0-22</b>	<b>1</b>	<b>1-4</b>	<b>1</b>	<b>0</b>	<b>0</b>	<b>5</b>

### #5 | Lorenzo Joe | WR

YEAR	G	REC	YDS	TD	LG	REC/G	YDS/REC	YDS/G
2014	12	3	36	0	22	0.2	12.0	3.0
2015	6	2	30	1	21	0.3	15.0	5.0
<b>TOTAL</b>	<b>18</b>	<b>5</b>	<b>66</b>	<b>1</b>	<b>22</b>	<b>0.3</b>	<b>13.2</b>	<b>3.7</b>

### #4 | Daje Johnson | WR

YEARS	G	REC	YDS	TD	LG	YDS/G	RUSH	YDS	TD	LG	YDS/G
2012	12	19	287	1	70	23.9	27	203	1	84	16.9
2013	9	24	178	1	66	19.8	24	140	1	24	15.6
2014	5	2	-7	0	0	-1.4	7	88	0	30	17.6
2015	6	20	242	0	54	40.3	5	19	0	9	3.2
<b>TOTAL</b>	<b>32</b>	<b>65</b>	<b>700</b>	<b>2</b>	<b>70</b>	<b>21.9</b>	<b>63</b>	<b>450</b>	<b>2</b>	<b>84</b>	<b>14.1</b>

	PUNT					KICK				
	RET-YDS	TD	LG	AVG/RET	AVG/G	RET-YDS	TD	LG	YDS/RET	AVG/G
2012	0-0	0	0	0.0	0.0	4-83	0	25	20.8	6.9
2013	16-172	1	85	10.8	19.1	14-267	0	40	19.1	29.7
2014	0-0	0	0	0.0	0.0	0-0	0	0	0.0	0.0
2015	10-158	1	85	15.8	26.3	10-241	0	35	24.1	40.2
<b>TOTAL</b>	<b>26-330</b>	<b>2</b>	<b>85</b>	<b>12.7</b>	<b>10.3</b>	<b>28-591</b>	<b>0</b>	<b>40</b>	<b>21.1</b>	<b>18.5</b>

### #7 | Marcus Johnson | WR

YEARS	G	REC	YDS	TD	LG	YDS/G	RUSH	YDS	TD	LG	YDS/G
2012	8	0	0	0	0	0.0	0	0	0	0	0.0
2013	11	22	350	2	65	31.8	2	19	0	24	1.7
2014	12	26	304	1	41	25.3	0	0	0	0	0.0
2015	5	9	96	1	47	19.2	0	0	0	0	0.0
<b>TOTAL</b>	<b>36</b>	<b>57</b>	<b>750</b>	<b>4</b>	<b>65</b>	<b>20.8</b>	<b>2</b>	<b>19</b>	<b>0</b>	<b>24</b>	<b>0.5</b>

#### KICK RETURNS

YEARS	RET	YDS	TD	LG	AVG/R	AVG/G
2012	0	0	0	0	0.0	0.0
2013	7	144	0	28	20.6	13.1
2014	10	191	0	33	19.1	15.9
2015	0	0	0	0	0.0	0.0
<b>TOTAL</b>	<b>17</b>	<b>335</b>	<b>0</b>	<b>33</b>	<b>19.7</b>	<b>9.3</b>

### #28 | Nick Jordan | K

KICKING		G	FG ATT	MADE	LG	PCT	PAT
2012	10		15	9	40	60.0	31
TOTAL	10		15	9	40	60.0	31



2015 TEXAS CAREER STATS

#8 | Dorian Leonard | WR

YEARS	G	REC	YDS	TD	LG	REC/G	YDS/REC	YDS/G
2014	6	1	7	0	7	0.2	7.0	1.2
2015	7	0	0	0	0	0.0	0.0	0.0
TOTAL	13	1	7	0	7	0.1	7.0	0.5

#11 | P.J. Locke III | S

YEARS	G	UT-AT	TOTAL	TFL-YDS	PBU	FF	FR	BLKD	QBH
2015	7	3-2	5	0.0-0	1	0	0	0	0
TOTAL	7	3-2	5	0.0-0	1	0	0	0	0

#96 | Jake McMillon | DT

YEARS	G	UT-AT	TOTAL	TFL-YDS	PBU	FF	FR	BLKD	QBH
2014	0	0-0	0	0.0-0	0	0	0	0	0
2015	7	1-1	2	0.0-0	0	0	0	0	0
TOTAL	7	1-1	2	0.0-0	0	0	0	0	0

#6 | DeAndre McNeal | WR

YEARS	G	RUSH	YDS	TD	LG	YDS/C	YDS/G
2015	7	1	9	0	9	9.0	1.3
TOTAL	7	1	9	0	9	9.0	1.3

#97 | Chris Nelson | DT

YEARS	G	UT-AT	TOTAL	TFL-YDS	SACKS-YDS	PBU	FF	FR	BLKD	QBH
2015	4	1-0	1	1.0-9	1.0-9	0	0	0	0	0
TOTAL	4	1-0	1	1.0-9	1.0-9	0	0	0	0	0

#17 | Ryan Newsome | WR

KICK						
YEARS	RET	YDS	TD	LG	AVG/R	AVG/G
2015	3	41	0	23	20.5	13.7
TOTAL	3	41	0	23	20.5	13.7

#94 | Alex Norman | DT

YEARS	G	UT-AT	TOTAL	TFL-YDS	SACKS-YDS	PBU	FF	FR	BLKD	QBH
2013	4	0-1	1	0.0-0	0.0-0	0	0	0	0	0
2014	2	1-0	1	1.0-5	1.0-5	0	0	0	0	0
2015	0	0-0	0	0.0-0	0.0-0	0	0	0	0	0
TOTAL	6	1-1	2	1.0-5	1.0-5	0	0	0	0	0

#90 | Charles Omenihu | DE

YEARS	G	UT-AT	TOTAL	TFL-YDS	SACKS-YDS	PBU	FF	FR	BLKD	QBH
2015	7	7-2	9	1.0-1	0.0-0	0	1	0	0	0
TOTAL	7	7-2	9	1.0-1	0.0-0	0	1	0	0	0

#98 | Hassan Ridgeway | DT

YEARS	G	UT-AT	TOTAL	TFL-YDS	SACKS-YDS	PBU	FF	FR	TD	BLKD	QBH
2013	12	7-6	13	1.0-4	0.0-0	1	0	0-0	0	0	5
2014	12	25-14	39	9.0-55	6.0-48	0	0	0-0	0	0	2
2015	7	17-8	25	4.5-17	2.0-12	0	0	1-1	0	0	1
TOTAL	31	49-28	77	14.5-76	8.0-60	1	0	1-1	0	0	8

#49 | Derick Roberson | DE

YEARS	G	UT-AT	TOTAL	TFL-YDS	SACKS-YDS	PBU	FF	FR	BLKD	QBH
2015	6	1-0	1	1.0-4	1.0-4	0	1	0	0	1
TOTAL	6	1-0	1	1.0-4	1.0-4	0	1	0	0	1

#23 | NICK ROSE | K

YEARS	G	FG	ATT	MADE	LG	PCT	PAT
2012	13	0	0	0	0	0.0	3
2013	13	0	0	0	0	0.0	0
2014	12	21	14	51	66.7	29	
2015	7	9	6	46	66.7	20	
TOTAL	44	30	20	51	66.7	52	

#18 | Tyrone Swoopes | QB

YEARS	G	ATT	CMP	INT	YDS	TD	LG	PCT	YDS/G	RUSH	YDS	TD	LG	YDS/G
2013	6	13	5	0	26	0	8	38.5	4.3	20	79	1	26	13.2
2014	12	359	211	10	2352	13	73	58.8	196.0	103	294	3	28	24.5
2015	6	35	14	0	177	2	48	40.0	29.5	30	149	5	29	24.8
TOTAL	24	407	230	10	2555	15	73	56.5	106.5	153	522	9	29	21.8

#88 | Ty Templin | WR

YEAR	G	REC	YDS	TD	LG	REC/G	YDS/REC	YDS/G
2014	11	1	7	0	7	0.1	7.0	0.6
2015	2	0	0	0	0	0.0	0.0	0.0
TOTAL	13	1	7	0	7	0.1	7.0	0.5

#21 | Duke Thomas | CB

YEARS	G	UT-AT	TOTAL	TFL-YDS	PBU	INT-YDS	TD	FF	FR	SACKS-YDS
2012	13	10-2	12	0.0-0	0	0-0	1	0	0	0.0-0
2013	13	32-18	50	2.0-10	8	3-19	0	0	0	1.0-9
2014	12	34-13	47	0.5-3	13	3-24	0	0	0	0.0-0
2015	7	28-10	38	3.0-12	3	0-0	0	0	0	0.0-0
TOTAL	45	104-43	147	5.5-25	24	6-43	1	0	0	1.0-9

PUNT					KICK				
RET	YDS	TD	LG	AVG/RET	AVG/G	RET	YDS	TD	LG
2012	0-0	0	0	0.0	0.0	0-0	0	0	0.0
2013	0-0	0	0	0.0	0.0	7-161	0	38	23.0
2014	0-0	0	0	0.0	0.0	3-69	0	32	23.0
2015	2-55	0	56	27.5	7.9	2-23	0	24	11.5
TOTAL	2-55	0	56	27.5	1.2	12-253	0	38	21.1

#18 | Kevin Vaccaro | S

YEAR	G	UT-AT	TOTAL	TFL-YDS	PBU	FF	FR	BLKD	QBH
2012	12	4-0	4	0.0-0	0	0	0	0	0
2014	9	0-0	0	0.0-0	0	0	0	0	0
2015	7	11-4	15	0.0-0	1	1	0	0	0
TOTAL	28	15-4	19	0.0-0	1	1	0	0	0

#92 | Quincy Vasser | DE

YEAR	G	UT-AT	TOTAL	TFL-YDS	PBU	FF	FR	BLKD	QBH
2015	3	3-2	5	0.0-0	0	0	0	0	0
TOTAL	3	3-2	5	0.0-0	0	0	0	0	0

#25 | Chris Warren III | RB

YEARS	G	RUSH	YDS	TD	LG	YDS/G
2015	4	12	52	0	14	13.0
TOTAL	4	12	52	0	14	13.0

#11 | Jacorey Warrick | WR

YEAR	G	REC	YDS	TD	LG	REC/G	YDS/REC	YDS/G
2013	3	0	0	0	0	0.0	0.0	0.0
2014	12	7	81	0	15	0.6	11.6	6.8
2015	5	2	-7	0	0	0.4	-3.5	-1.4
TOTAL	20	9	74	0	15	0.4	8.2	3.7

KICK RETURNS						
YEARS	RET	YDS	TD	LG	AVG/R	AVG/G
2015	1	12	0	12	12.0	2.4
TOTAL	1	12	0	12	12.0	0.6

#45 | Anthony Wheeler | LB

YEARS	G	UT-AT	TOTAL	TFL-YDS	SACKS-YDS	PBU	FF	FR	BLKD	QBH
2015	7	7-5	12	1.0-5	0.0-0	0	0	0	0	0
TOTAL	7	7-5	12	1.0-5	0.0-0	0	0	0	0	0

## THE LAST TIME....

## TEXAS

## TEAM

BOLD INDICATES THIS SEASON

Scored 50+	56, vs. New Mexico State, 8/31/2013
Scored 60+	66-31, at Ole Miss, 9/15/2012
Scored 70+	70-3, vs. Colorado, 12/3/2005
Scored <10	<b>7-50, at TCU, 10/3/2015</b>
Scored <7	<b>3-38, at Notre Dame, 9/5/2015</b>
Shutout Opponent	23-0, at Kansas, 9/27/2014
Shutout Opponent at Home	45-0, vs. New Mexico, 9/8/2012
Shutout Opponent on Road	23-0, at Kansas, 9/27/2014
Was Shutout	0-23, vs. Kansas State, 10/25/2014
Was Shutout at Home	0-30, vs. Houston, 11/6/1976
Shutout a Conference Opponent	23-0, at Kansas, 9/27/2014
Shutout vs. Conference Opponent	0-23, vs. Kansas State, 10/25/2014
300+ yards rushing	<b>313 yds, vs. Oklahoma, 10/10/2015</b>
<100 yards rushing	<b>60 yds, at Notre Dame, 9/5/2015</b>
Negative net rushing	-7 net rushing yards, vs. Oklahoma, 10/07/2000
300+ passing yards	<b>364 yds, vs. Cal, 9/19/2015</b>
400+ passing yards	470 yds, vs. UCF, 11/7/2009
500+ total yards	<b>650 yds, vs. Cal, 9/19/2015</b>
600+ total yards	<b>650 yds, vs. Cal, 9/19/2015</b>
<200 yards total offense	<b>163 yds, at Notre Dame, 9/5/2015</b>
<100 yards total offense	59 yds, vs. Arkansas, 12/29/2014
30+ first downs	31, vs. Iowa State, 11/10/2012
100+ yards in penalties	<b>128, Oklahoma State, 9/26/2015</b>
2+ fumbles lost	3 fumbles lost, vs. Brigham Young University, 09/06/2014
Scored a Safety	Cedric Reed sacked Clint Trickett in end zone vs. West Virginia, 11/9/2014
Allowed a Safety	<b>Snap through end zone on punt at TCU, 10/3/2015</b>
Scored a 1-Point Safety	vs. Texas A&M, PAT blocked; recovered by defense, fumbled, recovered by offense in end zone, 11/26/2004
Forced 5 or more turnovers	<b>5 (3 INTS, 2 FUM Rec), vs. Rice, 9/12/2015</b>
Committed 5 or more turnovers	6, vs. TCU, 11/27/2014
Intercepted 4 or more passes	4, at Kansas, 9/27/2014
Forced 2 or more fumbles	<b>2, Kansas State, 10/24/2015</b>
2+ Defensive TD's	<b>34-yd fumble return by Hassan Ridgeway, 41-yd interception return by Holton Hill, Oklahoma State, 9/26/2015</b>
1+ Defensive & 1 Special Teams TD	<b>85 yds punt return by Daje Johnson, 9/12/2015</b>
	<b>26 yds fumble return by Malik Jefferson, 9/12/2015</b>
4 TD's in game	Malcolm Brown (2r, 3r, 1r, 30r) vs. Kansas, 11/2/2013

## RUSHING

100+ yards rushing	<b>103 yds, Johnathan Gray, Kansas State, 10/24/2015</b>
200+ yards rushing	290, Jamaal Charles vs. Nebraska, 10/27/2007
300+ yards rushing	350 yds, Ricky Williams vs. Iowa State, 10/3/1998
100+ yds rushing by 2 plyrs	<b>D'Onta Foreman (117) and Jerrod Heard (115) vs. Oklahoma, 10/10/2015</b>
30+ carries	34 carries, Cedric Benson vs. Baylor, 10/2/2004
Consecutive 100-yd games	<b>D'Onta Foreman at TCU &amp; vs. Oklahoma, 10/3-10/2015</b>
Consecutive 200-yd games	Hodges Mitchell, at Texas Tech and at Kansas, 2000
50+ yd run	55 yds, David Ash vs. New Mexico State, 8/31/2013
70+ yd run	84 yds, Daje Johnson vs. Baylor, 10/20/2012
80+ yd run	<b>81 yds, D'Onta Foreman vs. Oklahoma, 10/10/2015</b>
3+ rushing TD's in a game	<b>(1, 2, 10) by Tyrone Swoopes, Kansas State, 10/24/2015</b>
4+ rushing TD's in game	Malcolm Brown (2r, 3r, 1r, 30r) vs. Kansas, 11/2/2013

## PASSING

300+ yds passing	<b>364 yds, Jerrod Heard vs. Cal, 9/19/2015</b>
400+ yds passing	470 yds, Colt McCoy vs. UCF, 11/7/2009
40+ pass attempts	44, Tyrone Swoopes vs. Oklahoma, 10/11/2014
50+ pass attempts	59, Garrett Gilbert at Kansas State, 11/6/2010
25+ completions	27, Tyrone Swoopes vs. Oklahoma, 10/11/2014
3 TD passes	(49, 10, 2) by Case McCoy at West Virginia, 11/9/2013
4 TD passes	(54, 66, 74, 25) by David Ash vs. New Mexico State, 8/31/2013
5 TD passes	by Colt McCoy (35, 1, 26, 40, 15) vs. Baylor, 11/8/2008
6 TD passes	by Colt McCoy (24, 16, 2, 19, 62, 50) vs. Baylor, 10/14/2006
Consecutive 300+ yd games	Colt McCoy, vs. Kansas(396) and at Texas A&M(304), 2009
50+ yd completion	<b>69 yds, Jerrod Heard to John Burt, vs. Rice, 9/12/2015</b>
70+ yd completion	73 yds, Tyrone Swoopes to Armant Foreman, vs. TCU, 11/27/2014
80+ yd completion	80 yds, Case McCoy to Marquis Goodwin, at Baylor, 12/3/2011

## SPAN

32 games
43 games
125 games
<b>2 games</b>
<b>6 games</b>
16 games
22 home gms
5 road games
12 games
218 home gms
15 games
11 games
<b>1 game</b>
<b>6 games</b>
216 games
<b>4 games</b>
76 games
<b>4 games</b>
<b>4 games</b>
<b>6 games</b>
7 games
36 games
<b>3 games</b>
18 games
11 games
<b>2 games</b>

138 games
<b>5 games</b>
8 games
16 games
<b>LAST GAME</b>
<b>3 games</b>

<b>5 games</b>
23 games

## SPAN

<b>LAST GAME</b>
101 games
223 games
<b>1 game</b>
145 games
<b>1 game</b>
190 games
32 games
39 games
<b>1 game</b>
<b>LAST GAME</b>
25 games

## SPAN

<b>4 games</b>
76 games
14 games
62 games
14 games
25 games
33 games
88 games
117 games
73 games
<b>5 games</b>
8 games
47 games

## RECEIVING

100+ yards receiving	<b>145 yds, by Daje Johnson vs. Cal, 9/19/2015</b>
200+ yards receiving	273 yds, Jordan Shipley vs. UCF, 11/7/2009
100+ yds receiving by 2 plyrs	Mike Davis (114) and Jaxon Shipley (105) at BYU, 9/7/2013
15+ receptions	15 receptions, Jordan Shipley vs. Oklahoma State, 10/25/2008
Consecutive 100-yd games	Mike Davis, vs. Oklahoma State and vs. Texas Tech, 2012
50+ yd reception	<b>69 yds, John Burt vs. Rice, 9/12/2015</b>
70+ yd reception	73 yards, Armanti Foreman vs. TCU, 11/27/2014
80+ yd reception	80 yards, Marquise Goodwin at Baylor, 12/03/2011
3+ receiving TD's in a game	3, Jaxon Shipley at Oklahoma State, 9/29/2012

## SPECIAL TEAMS

50+ yd Field Goal	51 yds, Nick Rose at Oklahoma State, 11/15/2014
60+ yd Field Goal	60 yds, Russell Erxleba vs. Texas Tech, 10/29/1977
Made 3+ Field Goal	(51, 34, 44) by Nick Rose at Oklahoma State, 11/15/2014
Made 7+ PAT's	8, Anthony Fera, vs. New Mexico State, 8/31/2013
60-yd Punt	63 yds, Michael Davidson vs. West Virginia, 11/8/2014
70-yd Punt	70 yds, Justin Tucker vs. Iowa State, 10/23/2010
Missed PAT	<b>Nick Rose vs. Cal, 9/19/2015</b>
TD on Kickoff Return	D.J. Monroe (100 yds) at Oklahoma State; 9/29/2012
TD on Punt Return	<b>Daje Johnson (85 yds) vs. Rice, 9/12/2015</b>
2+ TD Kickoff Returns	
TD on Kickoff Return to start game	Greg Lott (88 yds) at Texas Tech, 9/24/1966
Consecutive Games with Special Teams TD	100 yd. KR, Fozzy Whittaker vs. Oklahoma, 10/8/2011
	and 100 yd. KR, Fozzy Whitaker vs. Oklahoma State, 10/15/2011
Recovered On-Side Kick	<b>Kevin Vaccaro, Kansas State (pooch), 10/24/2015</b>
2-pt Conversion	2 yd. rush by Garrett Gilbert vs. Iowa State, 10/23/2010
Defensive 2-pt Conversion	vs. Oklahoma, 10/13/2012
Blocked PAT	vs. Ole Miss, 9/14/2013
Blocked FG	Jackson Jeffcoat vs. Kansas, 11/02/13
TD on Blocked FG	Cedric Griffin (56 yds) vs. Tulane, 9/28/2002
Blocked Punt	Carrington Byndom vs Texas Tech University, 11/3/2012
TD on Blocked Punt	Josh Turner (34 yds) at Iowa State, 10/1/2011

## DEFENSE

15+ Tackles	<b>15, Hassan Ridgeway vs. Rice, 9/12/2015</b>
5+ Tackles for Loss	5 Alex Okafor vs. Oregon State, 12/29/2012
4+ Sacks	4.5, Alex Okafor vs. Oregon State, 12/29/2012
2+ Interceptions	2, Duke Thomas vs. Kansas, 9/27/14
2+ Fumble Recoveries	2, Sam Acho vs. Louisiana Monroe, 9/5/2009
TD on Interception Return	<b>Holton Hill (41 yds) vs. Oklahoma State, 9/26/2015</b>
TD on Fumble Return	<b>Hassan Ridgeway (34 yds) vs. Oklahoma State, 9/26/2015</b>

## SPAN

<b>4 games</b>
77 games
32 games
93 games
36 games
<b>5 games</b>
8 games
47 games
42 games

## SPAN

10 games
466 games
10 games
32 games
10 games
64 games
<b>4 games</b>
43 games
<b>5 games</b>
NEVER
593 games
53 games

## LAST GAME

67 games
41 games
30 games
25 games
171 games
37 games
54 games

## SPAN

<b>5 games</b>
33 games
33 games
16 games
84 games
<b>3 games</b>
<b>3 games</b>

## THE LAST TIME....

## OPPONENT

BOLD INDICATES THIS SEASON

TEAM	
Scored 50+ _____	<b>7-50, at TCU, 10/3/2015</b>
Scored 60+ _____	21-63, vs. Oklahoma, 10/13/2012
Scored 70+ _____	NEVER
Scored <10 _____	<b>23-9, Kansas State, 10/24/2015</b>
Scored <7 _____	23-0, at Kansas, 9/27/2014
300+ yards team rushing _____	550 yds, at BYU, 9/7/2013
<100 yards team rushing _____	<b>67 yds, vs. Oklahoma, 10/10/2015</b>
Negative net team rushing _____	-2 yds, vs. Kansas, 10/29/2011
300+ passing yards _____	<b>376 yds, at TCU, 10/3/2015</b>
400+ passing yards _____	409 yds, vs. Oklahoma State, 11/13/2010
500+ total team yards _____	<b>548 yds, vs. Cal, 9/19/2015</b>
600+ total team yards _____	<b>604 yds, at TCU, 10/3/2015</b>
<200 yards total offense _____	192 yds, at Oklahoma State, 11/15/2014
<100 yards total offense _____	94 yds, vs. North Texas, 8/30/2014
30+ first downs _____	<b>31, at TCU, 10/3/2015</b>
100+ yards in penalties _____	102 yds, vs. Texas Tech, 11/28/2013
2+ fumbles lost _____	<b>2 fumbles lost by Cal, 9/19/2015</b>
Scored a Safety _____	<b>Snap through end zone on punt, at TCU, 10/3/2015</b>
Intercepted 4 or more passes _____	4, vs. TCU, 11/27/2014
2+ Non-Offensive TD's _____	1 FUM return (40 yds), 1 INT return (33 yds), TCU, 11/27/2014
3+ TD's total in a game (rush+rec) _____	(30r, 2r, 1r) by Taysom Hill, BYU, 9/6/2014
4+ TD's total in a game (rush+rec) _____	<b>(13rec, 49rec, 50rec, 12rec) by K. Turpin, TCU, 10/3/2015</b>

## RUSHING

100+ yards rushing _____	<b>122 yds, Charles Jones, Kansas State, 10/24/2015</b>
200+ yds rushing _____	259 yds, Taysom Hill, BYU, 9/7/2013
300+ yds rushing _____	317 yds, Rashaan Salaam, Colorado, 10/1/1994
3+ TD's rushing _____	(30r, 2r, 1r) by Taysom Hill, BYU, 9/6/2014
30+ carries _____	30, Jamaal Williams, BYU, 9/7/2013
50+ yd run _____	74, Khalfani Muhammad, California, 9/19/2015
70+ yd run _____	74, Khalfani Muhammad, California, 9/19/2015
80+ yd run _____	95, Damien Williams, Oklahoma, 10/13/2012

## PASSING

300+ passing yards _____	<b>332 yds, Trevone Boykin, TCU, 10/3/2015</b>
400+ passing yards _____	409 yds, Brandon Weeden, Oklahoma State, 11/13/2010
3 TD passes _____	<b>(6, 17, 3) by Jared Goff, Cal, 9/19/2015</b>
4 TD passes _____	(70, 14, 14, 20) by Jerrod Johnson, Texas A&M, 11/26/2009
5 TD passes _____	<b>(13, 15, 49, 50, 12) by Trevone Boykin, TCU, 10/3/2015</b>
6 TD passes _____	(23, 15, 62, 5, 16, 25) by Kliff Kingsbury, Texas Tech, 11/16/2002
40+ pass attempts _____	49, Clint Trickett, West Virginia, 11/8/2014
50+ pass attempts _____	55, Sam B. Richardson, Iowa State, 10/18/2014
25+ completions _____	<b>27, Jared Goff, California, 9/19/2015</b>
50+ yd completion _____	<b>50, Baker Mayfield, Oklahoma, 10/10/2015</b>
70+ yd completion _____	72, Paul Millard, West Virginia, 11/9/2013
80+ yd completion _____	97, Sam B. Richardson, Iowa State, 10/3/2013

## RECEIVING

100+ yds receiving _____	<b>138 yds, KaVonte Turpin &amp; 129 yds, Josh Doctson, TCU, 10/3/2015</b>
200+ yds receiving _____	237 yds, Tyler Lockett, Kansas State, 9/21/2013
100+ yds receiving by 2 plyrs _____	<b>KaVonte Turpin (138), Josh Doctson (129), TCU, 10/3/2015</b>
3+ receiving TD's _____	<b>4, KaVonte Turpin, TCU, 10/3/2015</b>
15+ receptions _____	16, Kevin White, West Virginia, 11/8/2014
50+ yd reception _____	<b>50, Sterling Shepard, Oklahoma, 10/10/2015</b>
70+ yd reception _____	72, Mario Alford, West Virginia, 11/9/2013
80+ yd reception _____	97, Quenton Bundrage, Iowa State, 10/3/2013

## SPECIAL TEAMS

50+ yd FG _____	52 yds, Andrew Ritter, Ole Miss, 9/14/2013
60+ yd FG _____	67, Steve Little, Arkansas, 10/15/1977
3+ FG's _____	<b>(34, 41, 40) Ben Grogan, Oklahoma State, 9/26/2015</b>
Made 7+ PAT's _____	7, Mike Hunnicutt, Oklahoma, 10/13/2012
60-yard punt _____	64 yds by Scott Arellano, BYU, 9/6/2014
70-yard punt _____	70 yds by Jeff Locke, UCLA, 9/17/2011
Missed PAT _____	Ryan Bustin, Texas Tech, 11/1/2014
Returned Kickoff for TD _____	Alex Ross (91 yds), Oklahoma, 10/11/2014
Returned Punt for TD _____	Jeff Scott (73 yds), Ole Miss 9/14/2013
Returned Blocked Punt for TD _____	Ghaali Muhammad (6 yds), Wyoming, 9/12/2009
2-pt Conversion _____	Dominic Rufran pass from Brett Smith, Wyoming, 9/1/2012
Defensive 2-pt Conversion _____	100 yds by Carl Nesmith, Kansas, 11/11/2000
Blocked PAT _____	@ Oklahoma State, 11/15/2014
Blocked FG _____	vs. Baylor, 10/4/2014
TD on Blocked FG _____	62 yds, Terrell Burt, Baylor, 10/4/2014

## DEFENSE

15+ Tackles _____	Will Smith (18), Texas Tech, 11/28/2013
5+ Tackles for Loss _____	Ndamukong Suh (7 for -22 yds), Nebraska, 12/5/2009
4+ Sacks _____	Ndamukong Suh (4.5 for -21 yds), Nebraska, 12/5/2009
2+ Fumble Recoveries _____	Ian Campbell (2), Kansas State, 11/11/2006
Returned Interception for TD _____	Josh Carraway (33 yds), TCU, 11/27/2014
Returned Fumble for TD _____	Taiwan Johnson (0 yds), Arkansas, 12/29/2014
2+ Interceptions _____	2, Sam Carter, TCU, 11/27/2014

## SPAN

2 games
40 games
NEVER
LAST GAME
16 games
31 games
1 game
52 games
2 games
61 games
4 games
2 games
9 games
20 games
2 games
22 games
4 games
2 games
8 games
8 games
17 games
2 games

## SPAN

LAST GAME
31 games
272 games
17 games
31 games
4 games
4 games
40 games

## SPAN

2 games
61 games
4 games
73 games
2 games
164 games
10 games
13 games
4 games
1 game
24 games
28 games

## SPAN

2 games
30 games
2 games
2 games
10 games
1 game
24 games
28 games

## SPAN

30 games
468 games
3 games
40 games
18 games
56 games
11 games
15 games
31 games
84 games
55 games
190 games
9 games
15 games
15 games

## SPAN

22 games
72 games
72 games
113 games
9 games
7 games
8 games