



TEXAS BASEBALL

Texas Media Relations • P.O. Box 7399 • Austin, Texas 78713
Assistant Media Relations Director/Baseball Contact: Justin Moore • Office: (512) 232-9438
Email: justin.moore@utexas.edu

Six-Time National Champions
1949 • 1950 • 1975 • 1983 • 2002 • 2005

2014 schedule/scores

Date	Opponent (TV)	Time/Score
Feb. 14	at California	L, 0-7
Feb. 15	at California	L, 1-2
Feb. 15	at California	W, 6-2
Feb. 16	at California	W, 5-0
Feb. 18	TEXAS A&M CORPUS CHRISTI (LHN)	W, 10-0
Feb. 21	STANFORD (LHN)	W, 9-3
Feb. 22	STANFORD (LHN)	W, 4-3
Feb. 23	STANFORD (LHN)	L, 5-11
Feb. 25	UT-PAN AMERICAN (LHN)	W, 2-1 (11)
Feb. 28	vs. Rice (LHN)	W, 2-0
March 1	vs. Houston (LHN)	W, 3-2
March 2	vs. Sam Houston State (LHN)	W, 3-2
March 4	VALPARAISO (LHN)	W, 7-1
March 7	HAWAII (LHN)	W, 3-2
March 8	HAWAII (7 inn.) (LHN)	L, 1-6
March 8	HAWAII (LHN)	W, 3-2
March 9	HAWAII (LHN)	W, 4-1
March 11	at Texas State (KBVO)	W, 6-3
March 14	KANSAS * (LHN)	L, 2-3
March 15	KANSAS * (LHN)	W, 2-1
March 16	KANSAS * (LHN)	L, 1-6
March 18	DALLAS BAPTIST (LHN)	W, 5-0
March 21	COLUMBIA (LHN)	W, 7-3
March 22	COLUMBIA (LHN)	W, 6-1
March 22	COLUMBIA (LHN)	W, 11-0
March 25	TEXAS STATE (LHN)	W, 5-1
March 28	at Texas Tech * (FCS)	W, 11-1
March 29	at Texas Tech *	L, 4-8
March 30	at Texas Tech * (FSW)	W, 5-2 (12)
April 1	at Rice	W, 5-2
April 4	BAYLOR * (LHN)	W, 5-4
April 5	BAYLOR * (LHN)	W, 6-3
April 6	BAYLOR * (LHN)	W, 4-0
April 8	RICE (LHN)	L, 2-7
April 11	at Oklahoma * (FCS)	W, 10-8 (10)
April 12	at Oklahoma *	W, 7-2
April 13	at Oklahoma * (ESPN)	W, 8-1
April 15	UT-ARLINGTON (LHN)	W, 10-2
April 17	TCU * (LHN)	L, 0-3
April 18	TCU * (LHN)	L, 0-2
April 19	TCU * (LHN)	L, 1-3
April 22	UT-PAN AMERICAN (LHN)	W, 5-4
April 25	OKLAHOMA STATE* (LHN)	W, 3-0
April 26	OKLAHOMA STATE * (LHN)	L, 1-2
April 27	OKLAHOMA STATE* (LHN)	L, 3-8
April 29	PRAIRIE VIEW A&M (LHN)	W, 6-3
May 2	at West Virginia *	L, 3-5
May 3	at West Virginia *	W, 2-0
May 4	at West Virginia *	L, 6-12
May 13	TEXAS STATE (LHN)	Cancelled
May 16	at Kansas State * (Cox)	W, 12-0
May 17	at Kansas State * (FCS-Atlantic)	L, 4-5
May 18	at Kansas State * (FS1)	W, 9-8
Phillips 66 Big 12 Championship		
May 21	vs. Texas Tech (FCS)	W, 8-3
May 22	vs. Oklahoma State (FCS)	W, 3-0
May 24	vs. Oklahoma State (FCS)	L, 1-3
May 24	vs. Oklahoma State (FCS)	L, 4-6
NCAA Tournament - Houston Regional		
May 30	vs. Texas A&M (ESPN)	W, 8-1
May 31	vs. Rice (LHN)	W, 3-2 (11)
June 1	vs. Texas A&M (ESPN/LHN)	L, 2-3
June 2	vs. Texas A&M (ESPN/LHN)	W, 4-1
NCAA Tournament - Austin Super Regional		
June 6	vs. Houston (ESPN2)	3 p.m.
June 7	vs. Houston (ESPN)	1 p.m.
June 8	vs. Houston (ESPN) (if necessary)	1 p.m.

AUSTIN, TEXAS SUPER REGIONAL TEXAS (41-19) vs HOUSTON (48-16)



Texas
LONGHORNS

Texas by the Numbers

NCAA Appearances: 56
Overall NCAA Record: 225-111-1
Super Regional Record: 15-6
Regional Titles: 35
Super Regional Titles: 7
CWS Appearances: 34

Game Day Information

Dates: June 6-8, 2014
Location: Austin, Texas
Venue: UFCU Disch-Falk Field (7,600)
TV: ESPN2/ESPN | Talent: Dari Nowkhah (PbP), Danny Kanell (Analyst)
Radio: AM-1300 The Zone, TexasSports.com/showcase
Talent: Craig Way (PbP), Bill Little (Analyst), Roger Wallace (Analyst)
Twitter: @Texas_Baseball

Friday, June 6
Game 1 - 3 p.m. - ESPN2
Saturday, June 7
Game 2 - 1 p.m. - ESPN
Sunday, June 8 (if necessary)
Game 3 - 1 p.m. - ESPN



Houston
COUGARS

Houston by the Numbers

NCAA Appearances: 19
Overall NCAA Record: 38-40-1
Super Regional Record: 3-6
Regional Titles: 4
Super Regional Titles: 0
CWS Appearances: 2

QUICK HITS

- Texas opens play in the NCAA Austin Super Regional Friday at 3 p.m. against the University of Houston. The teams will play a best of three series to determine who moves on to the College World Series.
- This marks Texas' ninth appearance in a super regional. The Longhorns have a .714 win percentage (15-6) in super regional games.
- The Longhorns and Cougars have met 124 times in history, with Texas holding a 91-31-2 advantage. They have met 15 previous times in NCAA Championship play (Texas leads, 8-6-1), and once this season, with Texas winning 3-2 on March 1 in the Houston College Classic.
- Texas enters the super regional with a 41-19 record after going 36-16 in the regular season, 2-2 in the Big 12 Tournament and 3-1 in the Houston Regional.
- Texas defeated Texas A&M 4-1 in a winner take all game on June 2 to advance to the super regionals. Chad Hollingsworth threw his first career complete game in his first start of the season while allowing only one unearned run in the win.
- The Texas pitching staff ranks ninth nationally with a 2.36 ERA. Texas is allowing just 7.35 hits/9 innings which ranks 10th in the country, while the Longhorns' 10 shutouts are eighth-best in the nation.
- Nathan Thornhill has posted a 0.40 ERA in his last four starts, allowing just one run in 22 2/3 innings pitched over that span.
- The Longhorns rank 34th nationally in fielding percentage (.974). Texas has turned 62 double plays which is tied for 10th nationally.
- Over the past 12 games Texas is hitting .302 with eight home run and averaging 5.33 runs a game.
- Designated hitter Madison Carter is hitting .362 on the year, and hit .444 in Big 12 regular season games. In the last 12 games, Carter is 19-of-45 (.422) with 12 runs, six RBI, four doubles and a home run.
- Mark Payton leads the Big 12 in on-base percentage (.460) and walks (53), is third in triples (5) and is hitting .318. Payton has reached base safely in 99 consecutive games dating back to last season, which is the longest streak nationally and a Big 12 record.
- The Longhorns are 20-2 when scoring in the first inning this season, outscoring opponents 33-15.

PROBABLE POSITION STARTERS

NO.	PLAYER	POS	YR	B/T	AVG	G-GS	AB	R	H	2B	3B	HR	RBI	SB
1	Tres Barrera	C	Fr.	R/R	.277	58-56	213	30	59	13	2	5	34	0
42	Kacy Clemens	1B	Fr.	L/R	.216	58-56	185	20	40	4	0	1	17	0
8	Brooks Marlow	2B	Jr.	L/R	.284	60-60	236	39	67	11	3	3	19	4
9	C.J. Hinojosa	SS	So.	R/R	.293	60-60	215	27	63	12	0	1	31	3
50	Zane Gurwitz	3B	Fr.	R/R	.279	54-52	183	24	51	9	0	2	26	9
14	Ben Johnson	LF	So.	R/R	.271	60-60	221	43	60	10	3	6	32	20
2	Mark Payton	CF	Sr.	L/L	.318	60-60	217	30	69	15	5	1	36	19
4	Collin Shaw	RF	Jr.	R/R	.259	54-49	170	20	44	4	1	0	22	13
35	Madison Carter	DH	Sr.	R/R	.362	35-26	94	24	34	5	0	1	11	3

PROBABLE STARTING PITCHERS

NO.	PLAYER	R/L	YR	W-L	ERA	APP	GS	SV	IP	H	R	ER	BB	SO
36	Nathan Thornhill	R	Sr.	7-2	1.49	18	13	2	90.2	63	16	15	34	56
24	Parker French	R	Jr.	5-5	2.62	17	14	1	89.1	77	41	26	37	59



Follow@Texas_Baseball

TexasSports.com

Final Big 12 Standings

School	Big 12	Pct.	Overall	Pct.
Oklahoma St.	18-6	.750	48-16	.750
TCU	17-7	.708	45-15	.750
<i>Kansas</i>	<i>15-9</i>	<i>.625</i>	<i>35-26</i>	<i>.574</i>
Texas Tech	14-10	.583	43-19	.694
Texas	13-11	.542	41-19	.683
<i>West Virginia</i>	<i>9-14</i>	<i>.391</i>	<i>28-26</i>	<i>.519</i>
<i>Baylor</i>	<i>8-15</i>	<i>.348</i>	<i>26-31</i>	<i>.456</i>
<i>Oklahoma</i>	<i>8-16</i>	<i>.333</i>	<i>29-29</i>	<i>.500</i>
<i>Kansas State</i>	<i>4-17</i>	<i>.208</i>	<i>25-30</i>	<i>.455</i>

Italics - Qualified for post season
Bold - Qualified for super regional

Stat Comparison

Texas		Houston
Offense		
.267	Batting Average	.278
.359	Slugging %	.355
.363	On Base %	.375
91	Doubles	92
15	Triples	9
20	Home Runs	17
278	Runs	338
266	Walks	288
39	HBP	46
72-85	SB-Att	85-111
Pitching/Defense		
2.36	ERA	2.30
537.1	Innings Pitched	572.0
2	Complete Games	4
10	Shutouts	9
16	Saves	17
207	Walks	114
349	Strikeouts	417
.227	Opponent B/Avg	.232
.974	Fielding %	.971
60	Errors	70
62	Double Plays	50

QUICK HITS CONTINUED...

- Texas ranks 12th in the official NCAA RPI and has played the 6th most difficult schedule in the country according to BoydsWorld.com. The Longhorns have a 13-7 record against teams in the RPI top 35, and a 26-14 record against teams in the RPI top 100. Texas is ranked in all five polls and is as high as 20th (NCBWA, USA Today/Coaches Poll).
- Six Longhorns were named to the Houston All-Regional team this past weekend. Freshman catcher Tres Barrera, junior second baseman Brooks Marlow, senior outfielder Mark Payton, junior outfielder Collin Shaw, senior designated hitter Madison Carter and sophomore Chad Hollingsworth were all named to the squad. Payton and Hollingsworth were named Co-Most Outstanding Players.
- Eight Longhorns earned All-Big 12 honors. CF Mark Payton was named to the first team; RHP Chad Hollingsworth, 2B Brooks Marlow and RHP Nathan Thornhill were named to the second team; Ben Johnson received honorable mention; and Tres Barrera, Morgan Cooper and Zane Gurwitz were selected to the All-Freshman team.
- Texas hit four home runs (Barrera - 2, Johnson - 1, Carter - 1) in the regular season finale at K-State. That was the most homers in a game since the Longhorns hit five at Missouri on May 23, 2010.
- A pair of Longhorns earned national acclaim this season for their success on and off the field. Senior Mark Payton was named one of 10 finalists for the Senior CLASS Award, while redshirt sophomore John Curtiss was named a first team Academic All-American.
- The Longhorns are 19-1 when scoring six or more runs this year.
- The Longhorns are 11-5 in one-run games this season.
- Texas has allowed three runs or fewer in 45 games this year (37-8 record).
- In addition to Payton leading the league in walks (53), Brooks Marlow is third with 44 and Kacy Clemens is tied for seventh with 36.
- Head coach Augie Garrido surpassed Gordon Gillespie for the most wins (1,894) by any college baseball coach at any level with the 5-1 win over Texas State on March 25. He now has 1,915 victories.
- Texas is No. 5 in the country in Iterative Strength Rating, according to college baseball site BoydsWorld.com (see more - page 3). The Longhorns have played the 6th most difficult schedule according to BoydsWorld.
- Texas is 41-10 when scoring two runs or more.
- Texas has stolen 72 bases on 85 attempts this season, with Ben Johnson (20-20), Mark Payton (19-20) and Collin Shaw (13-18) leading the way. The Longhorns have been excellent against the run, with opponents stealing just 32 bases on 47 attempts. That's second in the Big 12 behind TCU (30-46).
- Collin Shaw threw out two crucial base runners from right field in the Houston Regional (May 30-June 2). He is tied for the team lead in assists among outfielders with four (Ben Johnson).
- Texas leads the nation with 94 sacrifice bunts.
- The 2013 UT recruiting class was ranked second nationally by *Baseball America*. Five players ranked in the *Baseball America* 500: right-handed pitcher Lukas Schiraldi (No. 162), third baseman Andy McGuire (No. 198), catcher Tres Barrera (No. 200), infielder Bret Boswell (No. 221) and right-handed pitcher Blake Goins (No. 256). The class is comprised of 12 freshmen and one junior-college transfer in Schiraldi.
- Five of the 13 incoming players were selected in the 2013 MLB Draft but chose to report to campus rather than sign professional contracts. Goins was selected in the 12th round, left-handed pitcher Josh Sawyer was taken in the 32nd round, Schiraldi and infielder/right-handed pitcher Kacy Clemens were picked in the 35th round, and McGuire was taken in the 36th round.
- Seniors Mark Payton (OF) and Nathan Thornhill (RHP) return to The Forty Acres after being selected in the MLB draft in the 16th and 24th rounds, respectively.

SERIES HISTORY - The Longhorns hold a 91-31-2 all-time advantage over the Houston Cougars, including an 8-6-1 mark in NCAA Championship play. The last time the two teams met in the NCAA's was 2002 in Austin for a super regional. Texas took two out three in that series and advanced to Omaha for the College World Series. The teams have met one time this season, with the Longhorns prevailing 3-2 on March 1 in the Houston College Classic.

Quick Facts

UNIVERSITY AND ATHLETICS

School _____ University of Texas
 City/Zip _____ Austin, TX 78713-7399
 Founded _____ 1883
 Enrollment _____ 52,076 (39,995 undergraduate)
 Nickname _____ Longhorns
 School Colors_ Burnt Orange & White (Pantone 159)
 Home Field/Capacity _ UFCU Disch-Falk Field /7,237
 Date Opened _____ February 17, 1975
 Surface _____ FieldTurf
 Dimensions _____ LF - 340, CF - 400, RF - 325,
 _____ Alleys - 375
 Affiliation _____ NCAA Division I
 Conference _____ Big 12 Conference
 President _____ William C. Powers, Jr.
 Alma Mater/Year _____ California, 1967
 Director of Athletics _____ Steve Patterson
 Alma Mater/Year _____ Texas, 1980
 Athletic Department Phone _____ (512) 471-6036
 Ticket Office Phone _____ (512) 471-3333

HISTORY

First Year of Baseball _____ 1895
 All-Time Collegiate Record ____ 3,247-1,071-28 (.752)
 All-Time Overall Record ____ 3,417-1,219-32 (.737)
 Years in CWS/Last _____ 34/2011
 Years in NCAA Regionals/Last _____ 53/2011

COACHES & SUPPORT STAFF

Head Coach _____ Augie Garrido
 Alma Mater/Year _____ Fresno State, 1961
 Record at School/Years _____ 764-366-2 (.676)/18
 Career Record/Years _____ 1,915-890-9 (.683)/46
 Baseball Office Phone _____ (512) 471-5732
 Baseball Office Fax _____ (512) 471-5516
 Assistant Coach _____ Skip Johnson
 Alma Mater/Year _____ UT Pan American, 1990
 Assistant Coach _____ Tommy Nicholson
 Alma Mater/Year _____ Texas, 2006
 Volunteer Assistant Coach _____ Ryan Russ
 Alma Mater/Year _____ Texas, 2011
 Director of Baseball Operations _____ Drew Bishop
 Baseball Academic Counselor _____ Dr. Randa Ryan
 Baseball Administrative Associate ____ Heather Vacek
 Baseball Athletic Trainer _____ Michael West
 Baseball Strength Coaches _ Lance Sewell, Ryan Ford
 Baseball Equipment Manager _____ Vince Alcazar

MEDIA INFORMATION

Radio Station _____ KVET (1300 AM/98.1 FM)
 Contact/Play-By-Play _____ Craig Way
 Address _____ 705 North Lamar, Austin, TX 78703
 Phone _____ (512) 684-7434
 Fax _____ (512) 473-2233
 Web Site _____ www.TexasSports.com

DOUBLE PLAY DUO - Texas is second in the Big 12 and t-10th nationally with 62 double plays. Second baseman Brooks Marlow and shortstop C.J Hinojosa have played a large part, with Marlow involved in 53 of the double plays and Hinojosa 44. The pair was also effective last season, when Hinojosa helped turn 31 and Marlow 23. Marlow has had a hand in 106 double plays in his career, which is tied for seventh in school history. First baseman Kacy Clemens, meanwhile, has been in on 49 of the double plays this season and is fielding at a .991 clip. Marlow's fielding percentage is .994.

SUPER REGIONALS - Texas ranks tied for eighth in super regional appearances all-time with nine. Of those nine appearances, the Longhorns have won seven, and have an overall record of 15-6. Their .714 winning percentage is good for the second best of anyone in the top 10. Before this year, Longhorns last appeared in a super regional in 2011, defeating Arizona State two games to one.

Rk.	Team	# of appearances	Record	Last appearance
1.	Florida St.	13	13-19 (.406)	2013
t-2.	Cal. St. Fullerton	11	16-10 (.615)	2013
t-2.	LSU	11	14-10 (.583)	2013
t-2.	South Carolina	11	17-11 (.607)	2013
t-5.	Miami (Fla.)	10	14-10 (.583)	2010
t-5.	Rice	10	13-11 (.542)	2013
t-5.	Stanford	10	12-8 (.600)	2014
t-8.	Texas	9	15-6 (.714)	2014
t-8.	Clemson	9	10-12 (.455)	2010
10.	North Carolina	8	12-4 (.750)	2013

QUALITY STARTS - Texas starting pitchers have allowed just 92 earned runs in 332.2 innings this season (2.49 ERA). Combined, they have a 26-12 record and opponents are hitting just .231.

Top Starters	ERA	W-L	Starts	IP	H	R	ER	BB	Ks	b/avg
Chad Hollingsworth	0.00	1-0	1	9.0	2	1	0	5	3	.071
Nathan Thornhill	1.52	5-2	13	82.2	55	15	14	28	50	.192
Dillon Peters	2.13	7-3	13	80.1	72	24	19	21	53	.247
Parker French	2.51	5-4	14	82.1	75	38	23	33	55	.248
Lukas Schiraldi	4.08	7-3	13	64.0	58	33	29	39	35	.246
Team Totals	2.49	26-12	60	332.2	277	118	92	133	204	.231

BULLPEN SECURING THE WIN - When holding a lead after six innings, the Longhorns have a 33-4 record this year (losses came to TCU on April 19, when Texas surrendered a 1-0 lead, May 18 against Kansas State after surrendering a 4-2 lead, and twice to Oklahoma State May 24 surrendering a 1-0 and 4-3 lead). That's in large part due to a bullpen that has a collective 2.15 ERA, surrendering just 59 runs (49 earned) in 204.2 innings of work. The biggest contributors have been (relief numbers only listed): LHP Travis Duke (0.36 ERA, 25 IP), RHP Chad Hollingsworth (1.69 ERA, 37 1/3 IP), RHP John Curtiss (2.36 ERA, 34 1/3 IP), RHP Morgan Cooper (2.66 ERA, 47 1/3 IP) and LHP Ty Culbreth (1.98 ERA, 27 1/3 IP). Collectively, those five pitchers have a 1.94 ERA in 171 1/3 innings pitched.

PITCHING IN THE POSTSEASON - Since the beginning of the Big 12 Tournament, the pitching staff has improved upon their already impressive numbers. In 72 postseason innings, the staff has allowed only 17 earned runs, good for a 2.12 ERA. In the Houston Regional, the Longhorns had a 1.22 ERA while holding opponents to a .180 batting average. Senior Nathan Thornhill leads the way with a 0.69 ERA in 13 postseason innings.

	W-L	ERA	IP	H	R	ER	BB	SO
Reg.	36-16	2.40	465.1	388	158	124	175	302
Post.	5-3	2.12	72.0	51	19	17	32	47

TOUGH SCHEDULE - Texas has faced the 6th most difficult schedule in the nation according to BoydsWorld.com, and ranks 5th in Iterative Strength Rating. The Longhorns have played a series against Texas Tech, which is 17th in the rating, TCU which is 4th, Oklahoma State which is 19th, West Virginia which is 45th, Stanford which is 24th, Kansas which is 40th, along with an individual game against Houston (#12), Dallas Baptist (#42), Sam Houston State (#32), three games against Texas A&M (37) and four games against Rice (#18).

Records at UFCU Disch-Falk Field

Season	Record	Pct.
1975	38-4	.905
1976	29-12	.707
1977	46-4	.920
1978	30-10	.750
1979	43-4	.915
1980	41-9	.820
1981	53-5-1	.907
1982	45-2	.957
1983	52-12	.812
1984	47-7	.870
1985	50-5	.909
1986	43-10	.811
1987	50-5	.909
1988	43-7	.860
1989	41-9	.820
1990	40-12	.769
1991	40-11	.784
1992	31-7	.816
1993	46-8	.852
1994	39-15	.722
1995	35-3	.921
1996	29-16	.644
1997	22-16	.579
1998	17-13-1	.565
1999	22-10	.688
2000	30-9	.769
2001	25-10	.714
2002	34-6	.850
2003	31-8	.795
2004	34-5	.872
2005	36-5	.878
2006	25-6	.806
2007	25-6	.806
2008	19-12	.613
2009	32-7-1	.813
2010	35-6	.854
2011	36-9	.800
2012	20-7	.741
2013	22-10	.688
2014	21-10	.677
Totals	1,397-332-3	.808

FAMILIAR FOES - Five teams the Longhorns faced during the regular season: Stanford, Houston, Texas Tech, TCU, Oklahoma State, are playing in super regionals this weekend. In total, Texas has played 17 games against these teams, and holds an 8-9 record, including a 1-0 record against Houston.

NON-CONFERENCE SUCCESS - Since 2009, Texas is 142-49 in non-conference play, a .743 winning percentage. The Longhorns were 20-6 against non-conference foes last year and are 26-6 this season.

WEEKLY HONORS - Four Longhorns have earned Big 12 weekly honors a total of six times this season.

- Mark Payton was named Player of the Week on Feb. 17 after going 9-for-17 (.529) in a four-game series at Cal. The senior had a double, triple and home run on the weekend to go along with four RBI and three runs. Payton went 4-for-5 with runners on base.
- Dillon Peters was named Pitcher of the Week on March 3. Peters pitched eight shutout innings against then No. 12/15 Rice on Feb. 28, leading Texas to a 2-0 victory. The junior struck out six, allowed just four hits and didn't issue a walk.
- Tres Barrera was named Big 12 Newcomer of the Week on March 31. The freshman went 8-for-19 (.421) with a .737 slugging percentage on the week with three doubles, seven RBI and his first career home run.
- Nathan Thornhill earned Big 12 Pitcher of the Week honors on April 14 after he tossed a complete game in an 8-1 win over Oklahoma. The senior struck out a season-high six and allowing just one run on five hits. Thornhill worked five 1-2-3 innings and allowed just one runner past second base in the game.
- Dillon Peters (Pitcher of the Week) and Tres Barrera (Newcomer of the Week) earned weekly honors on May 19. Peters struck out eight in seven no-hit innings as Texas went on to record a no-hitter at K-State on May 16. Barrera went 7-for-13 with three home runs, five runs and five RBIs in the three-game series with the Wildcats.

PITCHING ON PAR - The Texas pitching staff has been excellent this season, staying up to par for recent years. Through the regional tournament the Longhorns have a 2.36 team ERA, having surrendered just 141 earned runs in 537.1 innings of work. That is the best start by a Texas pitching staff since 2011.

Texas ERA - Last Six Years (Final ERA listed for 2009-13)

Year	W-L	ERA	IP	H	R	ER	BB	SO
2014	41-19	2.36	537.1	439	177	141	207	349
2013	27-24	2.53	449.0	369	163	126	137	320
2012	30-22	3.43	469.1	416	225	179	160	391
2011	49-19	2.35	616.2	437	193	161	198	567
2010	50-13	2.45	569.0	451	186	155	175	549
2009	50-16-1	2.95	613.0	512	249	201	189	556

- COMEBACK WINS** - The Longhorns have 15 comeback wins this season. Of note:
- The Longhorns trailed UTPA on April 22 until Ben Johnson tied it up, 4-4, with a solo home run in the sixth inning. Mark Payton had the go-ahead RBI single in the 8th.
 - Trailing 8-6 entering the seventh inning against Oklahoma on April 11, Texas rallied to win the game 10-8 in extra innings. C.J Hinojosa had a solo homer in the 10th.
 - On April 4 against Baylor, Texas overcame a 4-2 deficit with two outs in the ninth inning with a bases loaded, three-run double by Payton to win the game.
 - Texas' 2-1, comeback win over UTPA on Feb. 25 was its first since the 2012 season when trailing after eight innings.
 - Two of Texas' three regional wins were come from behind victories.
 - Texas is 13-12 this season when the opponent scores first.

ONE-RUN GAMES - Texas is 11-5 in one run games in 2014 after going 10-10 in 2013. The most recent one-run victory came May 31 against Rice, when the Longhorns pulled out a 3-2, 11 inning victory, to move to 2-0 in the Houston Regional.

OFFENSIVE SURGE - Over the past 12 games the Texas offense has been swinging hot bats. The team is hitting .302 over that span with a combined OPS (on base + slugging) of .824. Eight of the team's 20 home runs have been hit in the 12 game span as well.

	Avg.	AB	R	H	XBH(HR)	RBI	SLG%	OBP
Overall	.267	1957	278	522	126 (20)	246	.359	.363
Last 12	.302	417	64	126	37(8)	57	.434	.390

INDIVIDUAL CAREER RECORDS: HITTING

EXTRA-BASE HITS

1.	Jeff Ontiveros (1999-2002)	125
2.	Brooks Kieschnick (1991-93)	116
3.	David Denny (1982-85)	108
4.	Kyle Russell (2006-08)	97
5.	Scott Bryant (1987-89)	93
6.	Drew Stubbs (2002-05)	92
7.	Omar Quintanilla (2001-03)	87
8.	Bill Bates (1983-85)	85
9.	Preston Clark (2006-09)	83
	David Tollison (1988-90)	83
NR	Mark Payton (2011-14)	75

TOTAL BASES

1.	Jeff Ontiveros (1999-2002)	510
2.	David Denny (1982-85)	451
3.	Brooks Kieschnick (1991-93)	445
4.	Drew Stubbs (2004-06)	416
5.	Kyle Russell (2006-08)	402
6.	Keith Moreland (1973-75)	396
7.	Mark Payton (2011-14)	370
8.	Bill Bates (1983-85)	366
9.	Clay King (1989-92)	365
10.	Omar Quintanilla (2001-03)	361

BASES ON BALLS

1.	Coby Kerlin (1984-87)	253
2.	Spike Owen (1980-82)	247
3.	Bill Bates (1983-85)	187
4.	Brian Cisarik (1984-88)	169
5.	Wylie Campbell (1994-96)	154
6.	Mickey Reichenbach (1974-77)	150
7.	Mark Payton (2011-14)	144
8.	Brooks Kieschnick (1991-93)	140
9.	Calvin Murray (1990-92)	127
10.	Danny Peoples (1994-96)	122
	Lance Jones (1989-90)	122
	Charles Proske (1974-77)	122

SACRIFICE BUNTS

1.	Brandon Loy (2009-11)	56
2.	Mark Payton (2011-14)	38
	Tommy Nicholson (1998-2000)	38
4.	Nick Peoples (2004-07)	37
5.	Chance Wheelless (2004-07)	35
6.	Mark Payton (2011-13)	33
	Preston Clark (2006-09)	33
8.	Travis Tucker (2007-09)	32
9.	Drew Stubbs (2004-06)	29
	Todd West (2000)	29

GOING EXTRAS - Texas is 5-0 in extra inning games this year (2-1 win over UTPA in 11 innings on Feb. 25; a 5-2 win over Texas Tech in 12 innings on March 31; a 10-8, 10-inning victory over Oklahoma on April 11; a 9-8 10-inning win over Kansas State on May 18; and a 3-2 win in 11 innings over Rice in game two of the Houston Regional). The Longhorns were 1-2 in extras in 2013.

MODEL OF CONSISTENCY - Senior center fielder Mark Payton has been a stalwart in the outfield for Texas, starting 227 games in his career which is second in school history. Payton ranks in the top 10 in a number of career categories (see lists, pages 5-6). Payton led the Big 12 and ranked 12th nationally with a .393 batting average last year, the highest mark by a Longhorn since Dustin Majewski hit .401 in 2002. He's one of just two Longhorns to hit .390 or better in a season in the last 25 years (also Majewski). Payton became the first Longhorn to win the Big 12 batting title since Seth Johnston in 2005 (.378).

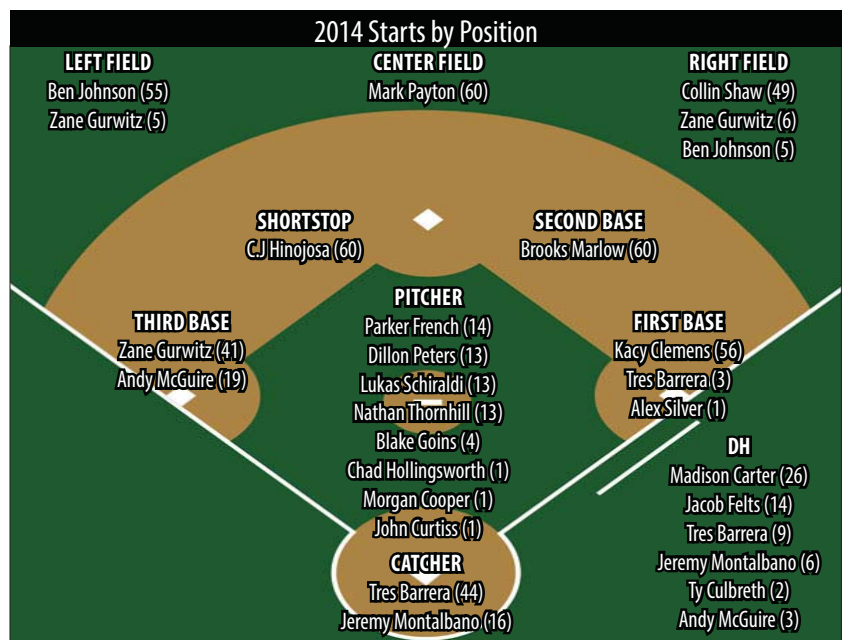
- Payton has been a model of consistency for UT, having reached base in 157 of 162 games over the last three years (60-60 in 2014, 47-50 in 2013, 50-52 in 2012). Dating back to last year, he is on an 99-game streak of having reached base safely which leads the nation and is the career record in the Big 12. Last year he led the team with 20 multiple hit games and has achieved that feat 21 times this year.

- On the season, Payton is batting .318 (69-217) and has a .907 OPS (.447 slugging + .460 on-base).

- Payton is now alone in second in school and Big 12 history with 19 career triples. He needs just one more to match Bill Bates' (1983-85) school record and Jeff Liese (2000-03) of Nebraska's Big 12 record.

CARTER AS A STARTER - Madison Carter has had a big impact on the offense this season, hitting .362/.447/.434 (avg/slg%/ob%). However, his impact on the entire lineup has been more impressive. When Carter is in the starting lineup, every hitting category improves, including the team batting average going up 17 points and slg% increasing .045. Texas is scoring 0.65 more runs a game with Carter starting.

W/ Carter		W/o Carter
26	Games	34
.276	Avg.	.259
.369	OBP	.357
.384	SLG %	.339
5.00	Runs/G	4.35
9.50	Hits/G	8.09
0.46	HR/G	0.24
4.50	RBI/G	3.79



INDIVIDUAL CAREER RECORDS: HITTING/FIELDING

GAMES STARTED

1.	Jeff Ontiveros (1999-2002)	253
2.	Mark Payton (2011-14)	227
3.	Preston Clark (2006-09)	213
4.	Drew Stubbs (2004-06)	204
5.	Chance Wheeless (2004-07)	196
6.	Brandon Loy (2009-11)	193
7.	Tant Shepherd (2008-11)	191
	Taylor Teagarden (2003-05)	191
9.	Travis Tucker (2007-09)	189
10.	Tommy Nicholson (1998-2000)	182

AT BATS

1.	Jeff Ontiveros (1999-2002)	922
2.	David Denny (1982-85)	886
3.	Mark Payton (2011-14)	843
4.	Clay King (1989-92)	793
5.	Drew Stubbs (2004-06)	792
6.	Preston Clark (2006-09)	796
7.	Bill Bates (1983-85)	767
8.	Chance Wheeless (2004-07)	762
9.	Calvin Murray (1990-92)	760
10.	David Tollison (1988-90)	738

TRIPLES

1.	Bill Bates (1983-85)	20
2.	Mark Payton (2011-14)	19
3.	David Chalk (1969-72)	18
4.	Tim Moss (2001-03)	17
5.	Jordan Danks (2006-08)	15
	Kip Harkrider (1995-97)	15
7.	Erich Weiss (2011-13)	14
	Calvin Murray (1990-92)	14
	Brian Cisarik (1984-88)	14
	Spike Owen (1980-82)	14

DOUBLE PLAYS TURNED

1.	Jeff Ontiveros (1999-2002)	219
2.	Chance Wheeless (2004-07)	161
3.	Tommy Nicholson (1998-2000)	131
4.	Travis Tucker (2007-09)	114
5.	Brandon Loy (2009-11)	112
6.	Brooks Marlow (2012-14)	107
7.	Seth Johnston (2002-05)	106
8.	Brandon Belt (2008-09)	105
9.	Tim Moss (2001-03)	96
10.	Tant Shepherd (2008-11)	90

TWO-OUT PRODUCTION - Texas has received great production from several players in two-out situations this season. C.J Hinojosa (21-for-72, .292), Ben Johnson (19-65, .292) and Madison Carter (13-for-31, .440) have been the leaders in two-out hits. Mark Payton is 21-for-78 (.269) with 15 RBI on the season, and has started several key two-out rallies, most notably against Baylor on 4/4, when he delivered a two-out bases loaded double in the bottom of the ninth, giving the Longhorns a 5-4 walk-off victory.

- Of Texas' 278 runs this season, 117 have come with two outs.

WALKING OFF - Texas has three walk-off wins this season.

- Senior Mark Payton had a walk-off three-run double down the left field line with two outs in the bottom of the ninth against Baylor on April 4, giving the Horns a 5-4 win.

- Senior Jacob Felts' single to center in the bottom of the 11th inning vs. UTPA on Feb. 25 scored Alex Silver to give Texas a 2-1 win.

- Against Stanford on Feb. 22, Collin Shaw scored from third base on a wild pitch in the bottom of the ninth to lift Texas to a 4-3 win.

Prior to that, Texas' last win on a walk-off hit was March 16, 2013, on a double by Felts vs. Texas Tech. Felts also had a game-winning hit vs. Hawai'i on March 7, breaking a 2-2 tie with a run-scoring single in the eighth inning.

PAYTON NAMED SENIOR CLASS AWARD FINALIST - Mark Payton was named one of 10 finalists for the Senior CLASS Award on April 30. The award is presented annually to a NCAA Division I senior who has notable achievements in four areas of excellence – community, classroom, character and competition. An acronym for Celebrating Loyalty and Achievement for Staying in School®, the Senior CLASS Award focuses on the total student-athlete and encourages students to use their platform in athletics to make a positive impact as leaders in their communities. Payton's Senior CLASS bio can be viewed here: http://www.seniorclassaward.com/athletes/mark_payton/. The 30 candidates will be narrowed to 10 finalists midway through the regular season, and those 10 names will be placed on the official ballot. The Senior CLASS Award winner will be announced during the 2014 College World Series® in June.

A LOOK AT THE STAFF - Head coach Augie Garrido enters his 18th season at Texas and 46th overall with a career record of 1,915-890-9. He is assisted by Skip Johnson (eighth season at Texas), Tommy Nicholson (fourth season at Texas) and Ryan Russ (third season at Texas). Johnson has led UT to top-10 national finishes in ERA in five of his seven seasons on the Forty Acres. Nicholson, a volunteer assistant in 2009 and 2010, returned to the staff as an assistant coach prior to last season. He coaches the infielders and hitters and helped the Longhorns lead the Big 12 in fielding percentage last season. Russ, in his third season as volunteer assistant, coaches the outfielders and helps coach the hitters.

ACADEMIC SUCCESS - The Texas baseball team has a long history of academic success.

- Since 2006, over 30 Texas Baseball student-athletes have returned to campus to earn their degrees.

- The program has posted a perfect score of 1,000 Academic Progress Rate (APR) from 2007-11 and has received APR Public Recognition Awards five times for having multiyear Academic Progress Rates in the top 10 percent in their sport (2008-09, 2009-10, 2010-11, 2011-12, 2012-13).

- The team earned the College World Series Award for the team with the highest GPA in 2009 and 2011.

- The team has had seven consecutive semesters of a GPA of 3.0 or better and currently holds a 3.21 GPA. Twenty-seven of 35 (77%) of students on the team hold a cumulative GPA of 3.0 or better.

HONORING JAMES STREET - Texas is honoring the late James Street, who passed away in September of 2013, throughout the season by wearing a "JS" decal on their hats and helmets. A two-sport star, Street helped lead UT to three consecutive College World Series appearances and posted a career record of 29-8. Street ranks sixth in UT history with 21 complete games and ninth with a career 1.86 ERA and 302 strikeouts. He threw a perfect game in 1970 (vs. Texas Tech) and a no-hitter in 1969 (vs. SMU). Street was a two-time second-team All-America selection and a three-time All-SWC choice. On the football field, Street was a perfect 20-0 as a starting quarterback from 1968-69 and helped lead UT to the 1969 National Championship. The Longhorns posted a perfect 11-0 record (7-0 in the Southwest Conference) and capped off their second national title with a 21-17 victory against No. 9 Notre Dame in the 1970 Cotton Bowl. Street earned consensus All-SWC honors that season.

NCAA Team Rankings (as of 6/3)

Statistic	Natl.	Conf.	Value
Walks	14	2	266
Batting Avg.	.166	.08	.267
Double Plays	10	2	62
Doubles	107	6	91
ERA	8	2	2.36
Fielding %	.34	.04	.974
Hit by Pitch	252	9	39
Hits	114	7	522
Hits Allowed/9 inn.	10	2	7.35
Home Runs	131	6	20
On-Base %	.94	.06	.363
Runs	141	7	278
Sac Bunts	1	1	94
Sac Flies	174	8	19
Scoring	188	8	4.6
Shutouts	8	2	10
Slugging %	.151	.07	.359
Stolen Bases	70	5	72
Strikeout/Walk Ratio	176	7	1.69
Strikeouts/9 inn.	217	7	5.8
Triples	62	4	15
WHIP	.23	.02	1.20
W-L %	.29	.04	.683
Walks Allowed/9 inn.	127	.06	3.47

NCAA Individual Rankings (as of 6/3)

Statistic	Player	Natl.	Conf.	Value
Walks	Payton	3	1	53
	Marlow	16	3	44
	Clemens	82	7	36
Doubles	Payton	178	7	15
ERA	Thornhill	17	2	1.49
	Peters	82	8	2.13
	French	184	11	2.62
Hits Allowed/9 inn.	Thornhill	29	2	6.25
Home Runs	Johnson	183	9	6
On-Base %	Payton	48	1	.460
Sac Bunts	Hinojosa	15	2	16
	Carter	40	5	13
	Shaw	77	8	11
	Johnson	119	14	10
	Marlow	150	15	9
Sac Flies	Johnson	129	6	5
	Hinojosa	129	6	5
Saves	Curtiss	77	4	8
Stolen Bases	Johnson	73	3	20
	Payton	88	5	19
Triples	Payton	38	3	5
Victories	Peters	150	9	7
	Schiraldi	150	9	7
	Thornhill	150	9	7
WHIP	Thornhill	107	8	1.07

TEXAS SERIES-BY-SERIES BREAKDOWN

Hitting														
Opponent	W-L	Avg.	AB	R	H	2B	3B	HR	RBI	SLG%	BB	SO	OB%	SB-SA
California	2-2	.240	129	12	31	2	1	2	11	.318	12	19	.310	1-1
TAMU-CC	1-0	.333	33	10	11	1	1	0	5	.424	1	5	.395	2-4
Stanford	2-1	.277	94	18	26	4	3	0	15	.383	20	10	.397	2-3
UTPA	1-0	.129	31	2	4	0	0	0	2	.129	8	4	.217	0-1
Houston C.C.	3-0	.233	86	8	20	4	0	0	7	.279	10	18	.323	2-2
Valparaiso	1-0	.273	33	7	9	1	0	0	7	.303	4	3	.351	2-2
Hawai'i	3-1	.226	115	11	26	1	2	0	10	.270	17	18	.326	5-5
Texas State	1-0	.265	34	6	9	0	2	1	5	.471	1	8	.297	1-2
Kansas	1-2	.185	92	5	17	5	0	0	4	.239	4	14	.219	1-2
Dallas Baptist	1-0	.333	30	5	10	2	1	0	5	.467	5	6	.459	1-1
Columbia	3-0	.333	96	24	32	7	1	0	20	.427	16	11	.436	3-3
Texas State	1-0	.333	30	5	10	2	0	1	5	.500	5	5	.417	0-0
Texas Tech	2-1	.328	130	20	44	8	0	3	19	.469	15	23	.427	6-7
Rice	1-0	.286	35	5	10	1	0	0	4	.314	8	7	.400	1-1
Baylor	3-0	.272	92	15	25	8	0	0	14	.359	13	10	.361	3-4
Rice	0-1	.040	25	2	1	0	0	0	1	.040	7	7	.294	1-1
Oklahoma	3-0	.310	116	25	36	9	1	2	22	.457	15	18	.407	3-3
UTA	1-0	.276	29	10	8	1	1	1	9	.483	8	4	.432	3-3
TCU	0-3	.181	94	1	17	1	0	0	1	.191	6	28	.245	1-1
UTPA	1-0	.281	32	5	9	1	0	1	4	.406	8	5	.425	2-2
Oklahoma St.	1-2	.196	92	7	18	2	0	1	7	.250	18	7	.339	6-6
PV A&M	1-0	.222	27	6	6	2	0	0	6	.296	8	0	.400	5-5
West Virginia	1-2	.279	104	11	29	5	0	0	10	.327	6	20	.330	4-4
Kansas State	2-1	.345	119	25	41	9	1	7	23	.613	15	16	.426	4-6
Big 12	2-2	.279	129	16	36	6	1	0	14	.341	21	23	.388	7-8
Houston Reg.	3-1	.280	132	17	37	9	0	1	15	.371	15	25	.358	6-8
Totals:	41-19	.267	1957	278	522	91	15	20	246	.359	266	314	.363	72-85

Pitching														
Opponent	W-L	ERA	IP	H	R	ER	BB	SO	2B	3B	HR	B/Avg.	WP	HP
California	2-2	1.06	34.0	27	11	4	13	16	4	0	0	.223	1	2
TAMU-CC	1-0	0.00	8.0	7	0	0	4	6	1	0	0	.233	2	1
Stanford	2-1	5.88	26.0	30	17	17	12	20	6	1	1	.297	1	3
UTPA	1-0	0.82	11.0	10	1	1	5	6	2	0	0	.263	0	0
Houston C.C.	3-0	0.67	27.0	23	4	2	6	23	2	1	0	.225	1	0
Valparaiso	1-0	1.00	9.0	4	1	1	6	7	0	0	0	.129	2	0
Hawai'i	3-1	2.12	34.0	19	11	8	10	19	1	0	0	.171	2	2
Texas State	1-0	3.00	9.0	7	3	3	3	10	0	0	0	.200	1	0
Kansas	1-2	3.00	27.0	22	10	9	10	16	2	0	0	.232	2	4
Dallas Baptist	1-0	0.00	9.0	2	0	0	3	4	0	0	0	.077	0	2
Columbia	3-0	0.67	27.0	23	4	2	10	13	6	0	0	.237	1	0
Texas State	1-0	1.00	9.0	2	1	1	3	8	0	0	0	.071	0	0
Texas Tech	2-1	2.79	29.0	26	11	9	11	13	3	0	0	.236	5	4
Rice	1-0	2.00	9.0	7	2	2	3	3	0	0	0	.219	3	0
Baylor	3-0	2.00	27.0	19	7	6	9	22	4	1	0	.207	2	2
Rice	0-1	7.00	9.0	13	7	7	5	4	1	0	0	.351	2	1
Oklahoma	3-0	1.93	28.0	22	11	6	8	16	6	0	0	.218	1	0
UTA	1-0	2.00	9.0	6	2	2	3	4	1	0	0	.176	0	1
TCU	0-3	2.33	27.0	22	8	7	8	21	5	1	0	.227	1	3
UTPA	1-0	3.00	9.0	10	4	3	4	9	1	0	0	.313	0	0
Oklahoma St.	1-2	3.00	27.0	20	10	9	9	22	1	0	2	.213	3	2
PV A&M	1-0	3.00	9.0	8	3	3	3	12	1	1	0	.229	0	0
West Virginia	1-2	4.32	25.0	36	17	12	10	6	5	0	1	.340	4	2
Kansas State	2-1	3.29	27.1	23	13	10	17	22	5	0	0	.230	1	5
Big 12	2-2	3.09	35.0	28	12	12	15	16	3	1	2	.226	1	1
Houston Reg.	3-1	1.22	37.0	23	7	5	17	31	2	0	0	.180	3	2
Totals:	41-19	2.36	537.1	439	177	141	207	349	62	6	6	.227	39	37

THIS WEEK'S NATIONAL RANKINGS

BASEBALL AMERICA (as of 5/26)

1. Louisiana-Lafayette	53-7	2
2. Oregon State	42-12	1
3. Florida	40-21	7
4. Florida State	43-15	4
5. Cal. Poly	45-10	5
6. Indiana	42-13	9
7. LSU	44-14	14
8. Virginia	44-13	3
9. TCU	42-15	13
10. Oklahoma State	45-16	11
11. Miami (Fla.)	41-17	6
12. Mississippi	41-18	10
13. Louisville	45-15	12
14. Washington	39-15	8
15. Houston	44-15	16

COLLEGIATE BASEBALL NEWSPAPER (as of 5/26)

Team	W-L	Pvs
1. Louisiana-Lafayette	53-7	2
2. Oregon State	42-14	1
3. Miami (Fla.)	41-17	3
4. Virginia	44-13	4
5. Cal. Poly	45-10	5
6. Indiana	42-13	9
7. LSU	44-14	14
8. Florida State	43-15	6
9. TCU	42-15	12
10. Oklahoma State	45-16	7
11. Florida	40-21	11
12. Louisville	45-15	10
13. Washington	39-15	8
14. Mississippi	41-18	13
15. South Carolina	42-16	15

PERFECT GAME USA (as of 5/26)

Team	W-L	Pvs
1. Louisiana-Lafayette	53-7	3
2. Oregon State	42-12	1
3. Florida	40-21	10
4. Florida State	43-15	4
5. Cal. Poly	45-10	5
6. Virginia	44-13	2
7. LSU	44-14	13
8. Oklahoma State	45-16	8
9. Indiana	42-13	15
10. Louisville	45-15	7
11. TCU	42-15	18
12. Mississippi	41-18	11
13. Miami	41-17	9
14. Houston	44-15	14
15. Rice	41-18	17

NCBWA (as of 5/26)

Team	W-L	Pvs
1. Louisiana-Lafayette	53-7	2
2. Oregon State	42-12	1
3. Virginia	44-13	3
4. LSU	44-14	8
5. Florida State	43-15	6
6. Cal. Poly	45-10	4
7. Oklahoma State	45-16	7
8. Louisville	45-15	5
9. Houston	44-15	12
10. Florida	40-21	14
11. Indiana	42-13	18
12. South Carolina	42-16	9
13. Vanderbilt	41-18	10
14. Miami (Fla.)	41-17	11
15. Rice	41-18	17

USA TODAY/ESPN (as of 5/26)

Team	W-L	Pvs
1. Louisiana-Lafayette	53-7	2
2. Oregon State	42-12	1
3. Florida State	43-15	5
4. Virginia	44-13	3
5. LSU	44-14	8
6. Cal. Poly	45-10	4
7. Oklahoma State	45-16	8
8. Florida	40-21	12
9. Louisville	45-15	7
10. TCU	42-15	19
11. Indiana	42-13	18
12. Rice	41-18	16
13. South Carolina	42-16	6
14. Vanderbilt	41-18	10
15. Houston	44-15	17

16. Rice	41-18	17
17. Mississippi State	37-22	18
18. South Carolina	42-16	15
19. Nebraska	40-19	20
20. Vanderbilt	41-18	19
21. Texas	38-18	22
22. Kentucky	35-23	NR
23. Pepperdine	39-16	NR
24. Arkansas	38-23	NR
25. Georgia Tech	36-25	NR

16. Houston	44-15	19
17. Rice	41-18	20
18. Arizona State	33-22	21
19. Vanderbilt	41-18	18
20. Oregon	42-18	16
21. Mississippi State	37-22	17
22. Cal. State Fullerton	32-22	NR
23. Arkansas	38-23	23
24. Nebraska	40-19	24
25. Pepperdine	39-16	NR
26. Kentucky	35-23	NR
27. Kennesaw State	37-21	NR
28. Georgia Tech	36-25	NR
29. Texas	38-18	28
30. San Diego State	42-19	NR

16. Washington	39-15	16
17. South Carolina	42-16	12
18. Nebraska	40-19	21
19. Vanderbilt	41-18	16
20. Arkansas	38-23	20
21. Mississippi State	37-22	19
22. Texas	38-18	22
23. Pepperdine	39-16	NR
24. Arizona State	33-22	23
25. Kentucky	35-23	NR

16. TCU	42-15	20
17. Mississippi	41-18	16
18. Washington	39-15	13
19. Oregon	42-18	15
20. Texas	38-18	19
21. Nebraska	40-19	24
22. Mississippi State	37-22	21
23. Texas Tech	40-18	22
24. Pepperdine	39-16	29
25. Sam Houston State	41-17	23
26. Clemson	36-23	26
27. Arkansas	38-23	27
28. Dallas Baptist	40-19	30
29. Alabama	34-22	25
30. San Diego State	42-19	NR

16. Miami (Fla.)	41-17	11
17. Mississippi	41-18	14
18. Oregon	42-18	15
19. Washington	39-15-1	13
20. Texas	38-18	20
21. Mississippi State	37-22	22
22. Nebraska	40-19	23
23. Texas Tech	40-18	21
24. Pepperdine	39-16	NR
25. Kentucky	35-23	NR

TEXAS IN THE 2014 RANKINGS

	PG	CB	BA	BW	CP
Preseason	25	20	18	25	22
Feb. 17	-	25	18	-	22
Feb. 24	-	24	15	27	22
March 3	19	17	10	20	18
March 10	16	14	10	16	15
March 17	22	19	15	19	20
March 24	22	15	12	16	14
March 31	12	9	8	11	11
April 7	8	7	7	9	9
April 14	6	4	6	7	8
April 21	11	16	10	10	10
April 28	18	22	19	12	11
May 5	23	28	25	17	17
May 12	23	28	25	19	20
May 19	22	28	22	19	20
May 26	22	29	21	20	20

PG: Perfect Game USA; CB: Collegiate Baseball Newspaper; BA: Baseball America; BW: National Collegiate Baseball Writer's Association; CP: USA Today/ESPN Coaches Poll

TEXAS' OPPONENTS IN 2014 (as of 6/3)

Opponent (Conference)

Cal (Pac-12)	26-27
Texas A&M Corpus Christi (Southland)	31-27
Stanford (Pac-12)	34-24
UT-Pan American (WAC)	27-30
Rice (C-USA)	42-20
Houston (American Athletic)	44-15
Sam Houston State (Southland)	43-19
Valparaiso (Horizon)	25-28
Hawai'i (Big West)	22-31
Texas State (Sun Belt)	30-28
Dallas Baptist (Missouri Valley)	40-21
Columbia (Ivy League)	29-20
UT-Arlington (Sun Belt)	33-26
Prairie View A&M (SWAC)	21-30
Non-Conference	447-346-0 (.564)

Kansas	35-26
Texas Tech	43-19
Baylor	26-31
Oklahoma	29-29
TCU	45-15
Oklahoma State	48-16
West Virginia	28-26
Kansas State	25-30
Big 12 Conference	279-192-0 (.592)

Overall **726-538-0 (.574)**

Italics - Qualified for post season
Bold - Qualified for super regional

Head Coach Augie Garrido



Seven trips to the College World Series (CWS), National Championships in both 2002 and 2005. Second-place finishes in 2004 and 2009. Seven Big 12 Conference Championships (2002, 2004, 2006, 2007, 2009, 2010, and 2011) and four league tournament crowns (2002, 2003, 2008 and 2009). These are the results and why head coach Augie Garrido was hired to guide the Texas baseball program in 1996.

During his first 17 years on the Forty Acres, Garrido became the all-time winningest coach in NCAA Division I baseball history by capturing his 1,428th career win on June 9, 2003, (a 6-5 Texas victory over then No. 1 Florida State during NCAA Super Regional action in Tallahassee, Fla.). He brought Texas back to the CWS for the first time since 1993 during the 2000 campaign, and returned the Horns to the pinnacle of collegiate baseball in 2002 by leading UT to a 57-15 record that produced the school's first-ever Big 12 regular-season and tournament championships as well as its first national title since 1983. He duplicated the feat in 2005, guiding the Longhorns to their sixth National Championship - the second-most for one school in NCAA history. Texas' rise under Garrido has been the culmination of inking 16 straight top 15 recruiting classes and producing teams that have stood tall against perennial powers such as LSU, Miami (Fla.), Stanford and USC. Now, in his 18th year in Austin, Garrido, who was selected as both the 2002 and 2005 National Coach of the Year, looks to keep the program in contention for college baseball's ultimate prize each and every season.

Garrido is the second coach in Division I baseball history to tally 1,700 or more career victories. He is one of only two Division I coaches to ever win 500 or more games at two different schools and the only coach to ever win 600 or more games at two different schools.

He is also the first coach to lead teams from two different schools to national crowns (Cal State Fullerton & Texas), guide squads to National Championships in four different decades, and is one of only three coaches in history to win five or more NCAA titles (1979, 1984, 1995, 2002, 2005). Garrido has earned 14 trips to the CWS and 31 NCAA Regional Championship appearances, including 13 at Texas, while garnering National Coach of the Year honors six times (1975, 1979, 1984, 1995, 2002, 2005), regional coach of the year accolades on seven occasions (1975, 1979, 1984, 1995, 2002, 2004, 2005) and conference coach of the year distinctions eight times (1987, 1995, 2002, 2004, 2006, 2007, 2010, 2011) after leading his clubs to 25 league crowns.

The Vallejo, Calif., native is just the 13th coach in UT's 120-year baseball history, and, with the exception of the war years of 1943-45 when Blair Cherry was at the helm, is only the fourth Texas head coach since 1911.

As a result of his unique coaching style, Garrido has been ranked as one of the top three baseball teachers in the nation by Major League Baseball Directors of Player Development. To deserve that distinction, Garrido has coached three Golden Spikes Award winners, four National Players of the Year, six College World Series MVPs, 52 All-Americans, 14 All-League MVPs and 119 professional players over his career. He has also had 16 of his players selected in the first round of the Major League Baseball Draft, including Longhorns Beau Hale (No. 14) in 2000, Omar Quintanilla (No. 33) in 2003, both J.P. Howell (No. 31) and 2005 American League Rookie of the Year Huston Street (No. 40) in 2004, the duo of Drew Stubbs (No. 8) and Kyle McCulloch (No. 29) in 2006, Chance Ruffin (No. 48) in 2010, '10-'11 Big 12 Male Athlete of the Year Taylor Jungmann (No. 12) and Corey Knebel (No. 39) in 2013. In addition, during his 17 years at UT, Garrido has tutored the skills of 26 players who have earned All-America honors a total of 33 times, 23 Freshman All-Americans, including a school-record four in 2006, 149 All-Conference performers, 11 USA Baseball National Team members and 92 players who have gone on to play in professional baseball.

Garrido's name is also held in high regard when people speak of his accomplishments in the College World Series. He is currently tied for second with five National Championships (trailing only Rod Dedeaux's 10 at USC), ranks fourth and sixth, respectively, in victories (38) and winning percentage (.655; 38-20), as well as fifth in both series games (58) and appearances (14) among all-time coaches. He is also one of only eight men in history to coach two or more different teams in the CWS and is only the third Longhorns head coach (Bibb Falk & Cliff Gustafson) in the 120 years of Texas baseball to lead the Horns to Omaha. He was one of three coaches named to the College World Series Legends Team in 2010.

Garrido's Year-by-Year Records

Year	School	Record	Pct.	Titles/Championships
1969	San Francisco State	25-14	.641	
1970	Cal Poly	16-33	.327	
1971	Cal Poly	39-11-1	.775	
1972	Cal Poly	31-18*	.633	
1973	Cal State Fullerton	19-33-1	.368	
1974	Cal State Fullerton	37-17	.685	CCAA
1975	Cal State Fullerton	36-16-1	.689	PCAA & Regional
1976	Cal State Fullerton	46-15	.762	PCAA
1977	Cal State Fullerton	44-14	.759	SCBA (Co-Champions)
1978	Cal State Fullerton	44-13	.772	SCBA
1979	Cal State Fullerton	60-14-1	.807	SCBA, Regional & NCAA
1980	Cal State Fullerton	49-18-1	.724	SCBA
1981	Cal State Fullerton	47-18	.723	SCBA
1982	Cal State Fullerton	51-23	.689	SCBA & Regional
1983	Cal State Fullerton	50-21-1	.701	SCBA (Co-Champions)
1984	Cal State Fullerton	66-20	.767	SCBA, Regional & NCAA
1985	Cal State Fullerton	36-32-1	.529	PCAA South
1986	Cal State Fullerton	36-21	.632	
1987	Cal State Fullerton	44-17	.721	PCAA
1988	Illinois	26-20	.565	
1989	Illinois	42-16	.724	Big Ten
1990	Illinois	43-21	.672	Big Ten
1991	Cal State Fullerton	34-22	.607	Big West (Co-Champions)
1992	Cal State Fullerton	46-17	.730	Regional
1993	Cal State Fullerton	35-19	.648	
1994	Cal State Fullerton	47-16	.746	Big West (Tri-Champions) & Regional
1995	Cal State Fullerton	57-9	.864	Big West, Regional & NCAA
1996	Cal State Fullerton	45-16	.738	
1997	Texas	29-22	.569	
1998	Texas	23-32-1	.420	
1999	Texas	36-26	.581	
2000	Texas	46-21	.687	Regional & Super Regional
2001	Texas	36-26	.581	
2002	Texas	57-15	.792	Big 12, Big 12 Tournament, Regional, Super Regional & NCAA
2003	Texas	50-20	.714	Big 12 Tournament, Regional & Super Regional
2004	Texas	58-15	.795	Big 12, Regional & Super Regional
2005	Texas	56-16	.778	Regional, Super Regional & NCAA
2006	Texas	41-21	.661	Big 12
2007	Texas	46-17	.730	Big 12
2008	Texas	39-22	.639	Big 12 Tournament
2009	Texas	50-16-1	.754	Big 12, Big 12 Tournament, Regional & Super Regional
2010	Texas	50-13	.794	Big 12 and Regional
2011	Texas	49-19	.721	Big 12, Regional and Super Regional
2012	Texas	30-22	.577	
2013	Texas	27-24	.529	
2014	Texas	41-19	.683	
CAREER TOTAL		1,915-890-9	.683	46 seasons
Texas:		764-366-2 (.676)		18 seasons
Cal State Fullerton:		929-391-6 (.703)		21 seasons
Illinois:		111-57 (.661)		3 seasons
Cal Poly:		86-62-1* (.581)		3 seasons
San Francisco State:		25-14 (.641)		1 season

*Although scores listed in one source reflect a record of 30-19 for Cal Poly during the 1972 season, another source reports a 31-18 record, which is the standard used here.

The Last Time It Happened

Team

Won on a walk-off _____ April 4, 2014, 5-4 over Baylor
 _____ (Mark Payton hit a two-out double scoring three runs)
 Won 20 consecutive games _____ 2010 (21)
 Won 30 consecutive games _____ 1982 (33)
 Scored 20 runs (or more) in a game _____
 _____ May 23, 2010, at Missouri (20-11)
 Allowed 20 runs (or more) in a game _____
 _____ Apr. 11, 2008, at Missouri (31)
 Had 20 hits (or more) in a game _____
 _____ May 30, 2009, vs. Boston College (20)
 Had 25 hits (or more) in a game _____
 _____ March 10, 1998, vs. Southern Illinois (25)
 Allowed 20 hits (or more) in a game _____
 _____ Apr. 11, 2008, at Missouri (31)
 Hit five (or more) HR in a game _____ June 22, 2009, vs. LSU (5)
 Was shutout in a game _____ Apr. 18, 2014, vs. TCU (L, 0-2)
 Turned 4 double plays in a game _____ May 19, 2012, vs. Baylor (5)
 Turned a triple play in a game _____ March 7, 1987, vs. Washington State (1)
 Won 50 games in a season _____ 2010 (50-13)
 Hit 60 home runs in a season _____ 2010 (81) (63 games)
 Scored 600 runs in a season _____ 1989 (610) (72 games)
 Had 700 hits in a season _____ 2005 (734) (72 games)
 Had 35 triples in a season _____ 2003 (37) (70 games)
 Had 150 doubles in a season _____ 2002 (164) (72 games)
 Had a team average of .315 or better _____ 2007 (.316) (63 games)
 Stole 100 bases in a season _____ 2005 (103) (72 games)

Texas' Win Streaks

STREAK	YEAR	ENDED BY	SCORE
34 games*	1977	Rice	3-4 (14)
33 games	1982	Houston	3-4
28 games	1946-47	Baylor	2-6
23 games	1914	Missouri	0-2
22 games	1985	Arkansas	4-5
22 games	1924	Baylor	1-2
21 games	2010	Kansas State	1-2
20 games	1988	Oklahoma	8-11
20 games	1973	Baylor	2-3
20 games	1972	Texas Tech	4-5
19 games	1985	Arkansas	5-9
19 games	1947-48	Baylor	7-8
18 games	1979	Minnesota	4-11
18 games	1975	Texas A&M	8-9
17 games	1974	Rice	4-5
16 games	2005	Arizona	3-8
16 games	1989	Dallas Baptist	7-15
16 games	1983-84	Arizona State	0-4
16 games	1982	Miami	1-2
16 games	1979	Texas A&M	0-1

*NCAA Record

Player

Pitched a no-hitter _____ March 1, 2009,
 _____ by Brandon Workman vs. Penn State (9-0)
 Pitched a combined no-hitter _____ May 16, 2014
 _____ Dillon Peters and Morgan Cooper vs. Kansas State (W 12-0)
 Pitched a perfect game _____ Apr. 3, 1970,
 _____ by James Street vs. Texas Tech (4-0)
 Pitched a complete game shutout _____ June 4, 2010,
 _____ by Brandon Workman vs. Rider (11-0)
 Had 10 strikeouts in a game _____ May 19, 2011,
 _____ by Taylor Jungmann (12) vs. Texas A&M
 Had 15 strikeouts in a game _____ Mar. 12, 2010,
 _____ by Taylor Jungmann (17) vs. Iowa
 Had 19 strikeouts in a game _____ Mar. 18, 1988,
 _____ by Eric Stone (19) vs. Southwestern Louisiana
 Won 10 games in a season _____ 2011 by Taylor Jungmann (13-3)
 Won 15 games in a season _____ 2004, by J.P. Howell (15-2)
 Had 100 strikeouts in a season _____ 2011, Taylor Jungmann (126)
 _____ and Cole Green (104)
 Had 150 strikeouts in a season _____ 2004, by J.P. Howell (166)
 Had 175 strikeouts in a season _____ 1989, by Kirk Dressendorfer (176)
 Had 200 strikeouts in a season _____ 1985, by Greg Swindell (204)
 Had 10 saves in season _____ 2011, by Corey Knebel (19)
 Had 5 complete games in a season _____ 2011, by Taylor Jungmann (5)
 Had 10 complete games in a season _____ 1989, by Kirk Dressendorfer (15)
 Had 40 appearances in a season _____ 2009, by Austin Wood (41)
 Had 5 shutouts in a season _____ 1986, by Greg Swindell (5)
 Hit 3 home runs in a game _____ Apr. 30, 2002, by J.D. Reiningger (3) vs. TCU
 Hit for the cycle in a game _____ Apr. 24, 2007, by Kyle Russell
 _____ (Home Run, Triple, Double, Single)
 _____ vs. UT Pan American
 Scored 5 runs in a game _____ Apr. 28, 2009, by Kevin Lusson (5)
 _____ vs. Texas State
 Had 5 hits in a game _____ Mar. 20, 2008, by Michael Torres (5)
 _____ at Texas Tech
 Stole 5 bases in a game _____ Feb. 13, 1996, by MacGregor Byers (5)
 _____ vs. St. Mary's (Texas)
 Stole home in a game _____ March 25, 2011, by Mark Payton at Oklahoma State
 Had 7 RBI in a game _____ Mar. 5, 2008,
 _____ by Brandon Belt (8) vs. Texas A&M-Corpus Christi
 Hit a grand slam home run in a game _____ May 12, 2012,
 _____ by Mark Payton vs. Texas Southern (Game 2 of DH)
 Hit an inside the park home run _____ May 14, 2008,
 _____ by Michael Torres vs. Alabama A&M (Game 1)
 Hit back-to-back home runs _____ May 9, 2010, by Russell
 _____ Moldenhauer and Kevin Keyes at Kansas State
 Had 100 hits in a season _____ 2005, by Seth Johnston (115)
 Had 15 home runs in a season _____ 2008, by Kyle Russell (19)
 Had 20 home runs in a season _____ 2007, by Kyle Russell (28)
 Stole 40 bases in a season _____ 2002, by Tim Moss (40)
 Had 25 doubles in a season _____ 2006, by Carson Kainer (25)
 Had 8 triples in a season _____ 2013, by Mark Payton (8)
 Had 80 RBI in a season _____ 2003, by Dustin Majewski (85)
 Had 100 RBI in a season _____ 1989, by Scott Bryant (112)
 Batted .400 in a season (min. 100 ABs) _____ 2002, by Dustin Majewski (.401)
 Scored 80 runs in a season _____ 2003, by Tim Moss (82)
 Scored 100 runs in a season _____ 1985, by Bill Bates (100)
 Cleared the "Monster" in center field _____ Apr. 24, 2010, by Cameron Rupp
 _____ vs. Oklahoma State
 Hit a leadoff home run _____ May 30, 2014, by Brooks Marlow vs. Texas A&M

2014 University of Texas Baseball Postseason Roster

No.	Name	Pos.	B/T	Ht.	Wt.	Class	Hometown (High School/Previous School)
1	Tres Barrera	C/1B	R/R	6-0	211	Fr.	Eagle Pass, Texas (Mission Sharyland HS)
2	Mark Payton	OF	L/L	5-7	190	Sr.	Chicago, Ill. (St. Rita HS)
4	Collin Shaw	OF	L/L	6-0	199	Jr.	Austin, Texas (Westlake HS)
7	Weston Hall	OF	R/R	6-0	202	Sr.	Cedar Park, Texas (Leander HS/Navarro College)
8	Brooks Marlow	IF	L/R	5-8	184	Jr.	Giddings, Texas (Giddings HS)
9	C.J Hinojosa	IF	R/R	5-9	179	So.	Spring, Texas (Klein Collins HS)
11	Alex Silver	IF	R/R	6-1	205	Sr.	Houston, Texas (Bellaire HS)
12	Jacob Felts	C	R/R	5-11	200	Sr.	Orange, Texas (Oranfield HS)
14	Ben Johnson	OF	R/R	6-0	191	So.	Austin, Texas (Westwood HS)
15	Justin Peters	RHP	R/R	6-4	193	RS-Jr.	Deer Park, Texas (Deer Park HS/Weatherford College)
24	Parker French	RHP	L/R	6-2	218	Jr.	Dripping Springs, Texas (Dripping Springs HS)
27	Travis Duke	LHP	L/L	6-3	210	So.	Pearland, Texas (Dawson HS)
28	Blake Goins	RHP	R/R	5-11	205	Fr.	Pearland, Texas (Pearland HS)
30	Josh Sawyer	LHP	L/L	6-2	190	Fr.	San Angelo, Texas (San Angelo Central HS)
31	Chad Hollingsworth	RHP	R/R	6-2	210	So.	Waco, Texas (Robinson HS)
32	Dillon Peters	LHP	L/L	5-10	212	Jr.	Indianapolis, Ind. (Cathedral HS)
34	Lukas Schiraldi	RHP	R/R	6-4	205	Jr.	Austin, TX (St. Michaels/Navarro JC)
35	Madison Carter	IF	R/R	5-10	179	Sr.	Sherman, Texas (Sherman HS/Grayson County College)
36	Nathan Thornhill	RHP	R/R	6-0	182	Sr.	Cedar Park, Texas (Cedar Park HS)
38	Ty Culbreth	LHP/OF	L/L	5-10	181	So.	Bryan, Texas (Bryan HS)
41	Morgan Cooper	RHP	R/R	6-5	211	Fr.	Jarrell, Texas (Jarrell HS)
42	Kacy Clemens	IF/RHP	L/R	6-1	198	Fr.	Houston, TX (Memorial HS)
43	John Curtiss	RHP	R/R	6-4	210	RS-So.	Southlake, Texas (Southlake Carroll HS)
45	Grant Martin	C	R/R	5-9	167	Jr.	Burnet, Texas (Burnet HS)
46	James Barton	C	L/R	5-10	184	So.	Austin, Texas (Hyde Park Baptist HS)
48	Ty Marlow	IF/P	R/R	5-10	189	Sr.	Giddings, Texas (Giddings HS/Texas A&M/McLennan CC)
50	Zane Gurwitz	IF/OF	R/R	5-8	175	Fr.	San Antonio, TX (Churchill HS)

Head Coach: 16 Augie Garrido (Fresno State, 1961), 18th season
Assistant Coach: 44 Skip Johnson (UT Pan American, 1990), 8th season
Assistant Coach: 10 Tommy Nicholson (Texas, 2006), 2nd season
Volunteer Assistant Coach: 55 Ryan Russ (Texas, 2010), 3rd season

PRONUNCIATIONS

Tres Barrera _____ Tress Barrera
 Augie Garrido _____ AWE gee ga REE doh
 C.J Hinojosa _____ SEE jay hen a HOE sa

#15 JUSTIN PETERS (r-SO.)

0-1 | 7.73 ERA | 2.1 IP | 1 BBs | 1 Ks

Date	Opponent	IP	H	R	ER	BB	K	Dec
2/15	at Cal	0.1	2	1	1	0	0	L
2/23	Stanford	1.0	2	1	1	1	0	-
4/15	UT Arlington	1.0	1	0	0	0	1	-

Season Highs

IP: 1.0 (twice)
 Ks: 1 vs. UT Arlington (4/15)
 Hits: 2 (twice)
 BBs: 1 vs. Stanford (2/23)
 Runs: 1 (twice)
 ERs: 1 (twice)

Career Highs

IP: 1.2 at Baylor (5/17/12)
 Ks: 4 at Baylor (5/17/12)
 Hits: 3 vs. Cal (3/31/12)
 BBs: 1 vs. Stanford (2/23/14)
 Runs: 2 vs. Cal (3/31/12)
 ERs: 2 vs. Cal (3/31/12)

#27 TRAVIS DUKE (SO.)

2-1 | 0.36 ERA | 25.0 IP | 7 BBs | 22 Ks

Date	Opponent	IP	H	R	ER	BB	K	Dec
2/14	at Cal	0.1	2	0	0	0	0	-
2/15	at Cal	0.2	0	0	0	0	0	-
2/18	TX A&M CC	0.1	0	0	0	0	0	-
2/23	Stanford	2.2	1	0	0	0	3	-
2/25	UTPA	1.0	1	0	0	0	0	-
3/2	SHSU	0.2	0	0	0	1	0	-
3/7	Hawai'i	0.2	0	0	0	0	0	W
3/8	Hawai'i-2	0.2	0	0	0	0	0	-
3/11	at TX State	0.2	0	0	0	0	0	-
3/14	Kansas	0.2	1	0	0	0	2	-
3/22	Columbia	1.2	0	0	0	2	1	-
3/25	TX State	1.0	1	0	0	0	2	-
4/1	at Rice	1.2	1	0	0	0	2	-
4/4	Baylor	1.1	1	0	0	0	1	W
4/8	Rice	0.0	1	0	0	0	0	-
4/11	at Oklahoma	0.1	1	0	0	0	0	-
4/17	TCU	0.1	0	0	0	0	0	-
4/22	UTPA	1.0	1	1	0	0	2	-
4/26	OK State	1.1	0	0	0	0	3	-
5/2	at W Virginia	0.1	0	0	0	0	0	-
5/4	at W Virginia	1.0	0	0	0	1	0	-
5/17	at K-State	0.1	0	0	0	0	0	-
5/24	OK State	2.1	3	0	0	0	0	-
6/1	TX A&M	4.0	3	1	1	2	6	L

Season Highs

IP: 4.0 vs. TX A&M (6/1)
 Ks: 6 vs. TX A&M (6/1)
 Hits: 3 (twice)
 BBs: 2 (twice)
 Runs: 1 (twice)
 ERs: 1 vs. TX A&M (6/1)

Career Highs

IP: 4 vs. TX A&M (6/1/14)
 Ks: 6 vs. TX A&M (6/1/14)
 Hits: 3 (4 times)
 BBs: 3 at Houston (3/19/13)
 Runs: 4 vs. Kansas State (5/5/13)
 ERs: 1 (7 times)

#28 BLAKE GOINS (FR.)

1-0 | 3.38 ERA | 10.2 IP | 8 BBs | 7 Ks

Date	Opponent	IP	H	R	ER	BB	K	Dec
2/14	at Cal	0.0	0	0	0	0	0	-
2/18	TX A&M CC	2.1	3	0	0	1	1	-
2/23	Stanford	1.0	0	0	0	2	1	-
2/25	UTPA	1.0	0	0	0	0	0	-
3/4	Valparaiso	3.0	1	0	0	2	1	W
3/11	at TX State	2.1	5	3	3	1	3	-
4/15	UT Arlington	1.0	1	1	1	2	1	-

Season Highs

IP: 3.0 vs. Valparaiso (3/4)
 Ks: 3 at TX State (3/11)
 Hits: 5 at TX State (3/11)
 BBs: 2 (3 times)
 Runs: 3 at TX State
 ERs: 3 at TX State

#29 JON MALMIN (FR.)

0-0 | 0.00 ERA | 2.1 IP | 2 BBs | 1 Ks

Date	Opponent	IP	H	R	ER	BB	K	Dec
2/18	TX A&M CC	1.1	1	0	0	2	0	-
3/4	Valparaiso	1.0	1	0	0	0	1	-

Season Highs

IP: 1.1 vs. TX A&M CC (2/18)
 Ks: 1 vs. Valparaiso (3/4)
 Hits: 1 (twice)
 BBs: 2 vs. TX A&M CC (2/18)
 Runs: 0 (twice)
 ERs: 0 (twice)

#30 JOSH SAWYER (FR.)

1-0 | 5.59 ERA | 9.2 IP | 6 BBs | 8 Ks

Date	Opponent	IP	H	R	ER	BB	K	Dec
2/14	at Cal	0.2	2	0	0	0	0	-
2/18	TX A&M CC	2.2	2	0	0	1	4	W
2/23	Stanford	0.1	2	3	3	1	1	-
2/25	UTPA	1.0	3	1	1	0	1	-
3/4	Valparaiso	1.0	0	1	1	2	1	-
4/15	UT Arlington	1.0	3	1	1	1	1	-
5/4	at W Virginia	3.0	2	0	0	1	0	-

Season Highs

IP: 3 at West Virginia (5/4)
 Ks: 4 vs. TX A&M CC (2/18)
 Hits: 3 vs. UT Arlington (4/15)
 BBs: 2 vs. Valparaiso (3/4)
 Runs: 3 vs. Stanford (2/23)
 ERs: 3 vs. Stanford (2/23)

#31 CHAD HOLLINGSWORTH (SO.)

3-0 | 1.36 ERA | 46.1 IP | 13 BBs | 23 Ks | 2 SV

Date	Opponent	IP	H	R	ER	BB	K	Dec
2/14	at Cal	0.1	1	1	1	0	0	-
2/18	TX A&M CC	1.1	1	0	0	0	1	-
2/23	Stanford	0.1	0	0	0	0	0	-
2/25	UTPA	1.0	1	0	0	0	1	-
3/4	Valparaiso	1.0	0	0	0	0	2	-
3/11	at TX State	2.0	0	0	0	0	2	-
3/14	Baylor	0.1	2	0	0	0	0	-
3/16	Kansas	0.1	0	0	0	0	0	-
3/28	at TX Tech	1.0	1	0	0	0	0	-
3/29	at TX Tech	4.2	4	3	1	1	1	-
4/4	Baylor	2.1	2	1	1	2	1	-
4/8	Rice	2.0	1	0	0	1	0	-
4/15	UT Arlington	3.0	0	0	0	0	0	W
4/17	TCU	1.1	0	0	0	1	1	-
4/18	TCU	0.1	1	0	0	0	0	-
4/22	UTPA	2.0	1	0	0	0	2	-
4/25	OK State	3.0	1	0	0	0	3	SV
4/27	OK State	3.0	2	1	1	1	3	-
5/2	at W Virginia	1.0	1	0	0	0	0	-
5/3	at W Virginia	2.0	1	0	0	1	0	W
5/4	at W Virginia	0.1	1	0	0	0	0	-
5/17	at K-State	1.0	3	1	1	0	2	-
5/21	TX Tech	3.2	4	2	2	1	1	SV
6/2	TX A&M	9.0	2	1	0	5	3	W

Season Highs

IP: 9.0 vs. TX A&M (6/2)
 Ks: 3 (3 times)
 Hits: 4 (twice)
 BBs: 5 vs. TX A&M (6/2)
 Runs: 3 at TX Tech (3/29)
 ERs: 2 vs. TX Tech (5/21)

Career Highs

IP: 9.0 vs. TX A&M (6/2/14)
 Ks: 3 (3 times)
 Hits: 6 vs. UT-Pan American (3/5/13)
 BBs: 5 vs. TX A&M (6/2/14)
 Runs: 3 (twice)
 ERs: 3 at Houston (3/19/13)

#38 TY CULBRETH (SO.)

2-0 | 1.98 ERA | 27.1 IP | 18 BBs | 20 Ks

Date	Opponent	IP	H	R	ER	BB	K	Dec
2/14	at Cal	1.2	1	0	0	0	2	-
2/15	at Cal	1.0	1	1	1	2	2	-
2/23	Stanford	0.2	2	2	2	0	0	-
2/25	UTPA	1.0	1	0	0	0	1	-
3/4	Valparaiso	1.0	1	0	0	1	0	-
3/8	Hawai'i	2.0	0	0	0	0	2	-
3/9	Hawai'i	2.0	0	0	0	1	0	-
3/11	at TX State	2.2	1	0	0	2	4	W
3/14	Kansas	2.2	0	0	0	0	1	-
3/16	Kansas	0.0	0	2	1	2	0	-
4/8	Rice	2.2	1	0	0	1	0	-
4/15	UT Arlington	3.0	1	0	0	0	1	-
4/17	TCU	1.0	0	0	0	1	0	-
4/22	UTPA	0.2	1	0	0	0	2	-
4/27	OK State	0.2	0	0	0	1	0	-
4/29	PV A&M	0.2	1	0	0	0	2	-
5/4	at W Virginia	0.0	1	1	1	0	0	-
5/18	at K-State	2.2	2	2	1	5	0	W
5/24	OK State	0.2	1	0	0	1	2	-
6/1	TX A&M	0.2	1	0	0	1	1	-

Season Highs

IP: 3.0 vs. UT Arlington (4/15)
 Ks: 4 at TX State (3/11)
 Hits: 2 (3 times)
 BBs: 5 at K-State (5/18)
 Runs: 2 (3 times)
 ERs: 2 vs. Stanford (2/23)

Career Highs

IP: 3.0 vs. UT Arlington (4/15/14)
 Ks: 4 at TX State (3/11/14)
 Hits: 2 (3 times)
 BBs: 5 at K-State (5/18/14)
 Runs: 2 (3 times)
 ERs: 2 vs. Stanford (2/23/14)

#41 Morgan Cooper (FR.)

4-2 | 3.00 ERA | 51.0 IP | 8 BBs | 36 Ks | 3 SV

Date	Opponent	IP	H	R	ER	BB	K	Dec
2/14	at Cal	1.0	0	0	0	1	2	-
2/15	at Cal	1.0	0	0	0	0	0	-
2/21	Stanford	1.1	4	2	2	1	1	-
2/25	UTPA	1.0	1	0	0	0	0	-
3/2	SHSU	4.1	3	0	0	0	5	W
3/8	Hawai'i	2.0	0	0	0	1	2	W
3/11	at TX State	0.1	0	0	0	0	1	-
3/16	Kansas	4.0	3	3	3	1	2	L
3/21	Columbia	3.0	5	2	0	0	0	SV
3/25	TX State	1.0	0	0	0	0	1	-
3/28	at TX Tech	1.0	0	0	0	0	0	-
3/30	at TX Tech	1.2	2	0	0	0	0	-
4/1	at Rice	0.2	1	0	0	0	0	SV
4/5	Baylor	3.0	2	0	0	0	3	SV
4/11	at Oklahoma	3.0	0	0	0	0	4	W
4/18	TCU	2.0	0	0	0	0	1	-
4/19	TCU	1.1	0	0	0	0	2	-
4/22	UTPA	1.0	1	0	0	0	1	W
4/26	OK State	1.2	3	1	1	1	1	L
4/29	PV A&M	1.1	0	0	0	0	1	-
5/2	at W Virginia	0.2	2	1	1	1	0	-
5/4	at W Virginia	1.2	6	6	4	0	0	-
5/16	at K-State	2.0	0	0	0	1	1	-
5/18	at K-State	6.0	7	3	3	1	6	-
5/24	OK State	3.2	4	3	3	0	0	-
5/30	TX A&M	2.0	1	0	0	0	2	-
5/31	Rice	0.1	0	0	0	0	0	-

Season Highs

IP: 6 vs. K-State (5/18)
 Ks: 6 vs. K-State (5/18)
 Hits: 7 vs. K-State (5/18)
 BBs: 1 (8 times)

Runs: 6 at West Virginia (5/4)

ERs: 4 at West Virginia (5/4)

#43 JOHN CURTISS (r-SO.)

2-2 | 2.23 ERA | 36.1 IP | 13 BBs | 28 Ks | 8 SV

Date	Opponent	IP	H	R	ER	BB	K	Dec
2/25	UTPA	2.0	1	0	0	1	2	-
3/1	Houston	1.2	2	1	0	1	0	-
3/4	Valparaiso	1.0	0	0	0	1	2	-
3/7	Hawai'i	1.0	0	0	0	1	0	SV
3/9	Hawai'i	1.0	0	0	0	0	2	SV
3/11	TX State	1.0	0	0	0	0	0	SV
3/15	Kansas	1.2	1	0	0	0	1	SV
3/16	Kansas	0.1	1	0	0	0	1	-
3/22	Columbia	1.0	0	0	0	0	0	-
3/30	at TX Tech	5.0	2	2	2	4	4	W
4/6	Baylor	1.0	1	0	0	0	1	-
4/11	at Oklahoma	1.0	0	0	0	1	1	SV
4/12	at Oklahoma	2.0	1	0	0	1	1	-
4/19	TCU	1.0	2	1	1	1	0	-
4/22	UTPA	1.0	1	0	0	0	0	SV
4/26	OK State	1.0	0	0	0	0	0	-
4/27	OK State	2.0	1	0	0	0	2	-
4/29	PV A&M	1.0	1	0	0	1	1	SV
5/3	at W Virginia	3.0	3	0	0	0	1	SV
5/17	at K-State	1.1	5	3	3	0	2	L
5/24	OK State	1.1	4	3	3	1	1	L
5/24	OK State	1.0	0	0	0	0	2	-
5/31	Rice	4.0	0	0	0	0	4	W

Season Highs

IP: 5.0 at TX Tech (3/30)
 Ks: 4 (twice)
 Hits: 5 at K-State (5/17)
 BBs: 4 at TX Tech (3/30)
 Runs: 3 (twice)
 ERs: 3 (twice)

Career Highs

IP: 6.2 vs. Kansas (5/24/12)
 Ks: 5 (twice)
 Hits: 7 vs. Baylor (5/19/12)
 BBs: 4 at TX Tech (3/30/14)
 Runs: 4 (3 times)
 ERs: 4 (twice)

#48 TY MARLOW (SR.)

0-0 | 0.00 | 2.0 IP | 0 BBs | 0 Ks


Date	Opponent	IP	H	R	ER	BB	K	Dec
3/4	Valparaiso	1.0	1	0	0	0	0	-
3/9	Hawai'i	1.0	1	0	0	0	0	-

Season Highs

IP: 1.0 (twice)
 Ks: 0 (twice)
 Hits: 1 (twice)
 BBs: 0 (twice)
 Runs: 0 (twice)
 ERs: 0 vs. (twice)

Career Highs

IP: 3.2 at Kansas (4/12/13)
 Ks: 7 at Kansas (4/12/13)
 Hits: 5 at Kansas (4/12/13)
 BBs: 1 (7 times)
 Runs: 1 (8 times)
 ERs: 1 (8 times)



#36 Nathan Thornhill

SR-3V | RHP
6-0 | 163
Cedar Park, Texas
Cedar Park HS

Season Highs

IP: 9.0 at Oklahoma (4/13)
Ks: 7 vs. TX A&M (5/30)
Hits: 7 (twice)
BBs: 4 vs. UTPA (2/25)
Runs: 7 vs. Oklahoma State (4/27)
ERs: 7 vs. Oklahoma State (4/27)

Career Highs

9.0 (twice)
 7 (6 times)
 10 at Stanford (2/24/12)
 4 (twice)
 Same
 Same

2014
 Ranks in a tie for second among active Big 12 pitchers in career in wins (17) ... currently second in the Big 12 and 17th in the nation with a 1.49 ERA ... his 6.25 hits allowed/9 innings ranks second in the league and 29th nationally ... holding opponents to a .201 average, which is second in the Big 12 ... ranks second among active Big 12 players in career innings pitched (297 2/3) and strikeouts (218), and fourth in appearances (72) ... tossed seven innings of one-run ball and matched a career high with seven strikeouts, en route to his seventh win of the season May 30 against Texas A&M ... earned Big 12 Pitcher of the Week honors after tossing a complete game against Oklahoma on April 13, allowing only five hits and one run while striking out a season-high six ... it was his third career complete game ... threw eight shutout innings in a win against Baylor on April 6 while allowing only two hits and striking out three ... pitched 5 1/3 scoreless innings against Texas Tech on March 30, yielding only four hits and two walks while striking out four ... tossed eight shutout innings while striking out four and allowing five hits en route to his fourth win of the season March 22 against Columbia ... returned to the starting rotation March 8 against Hawai'i where he threw 6 1/3 innings and allowed only two earned runs in a no decision ... picked up two saves on back-to-back nights in the Houston College Classic (Feb. 28 & March 1) while striking out two in 1.2 innings of work ... took over the closer role heading into the Stanford series (Feb. 21-23) ... tossed three scoreless innings in relief against UTPA (Feb. 25) while earning his third win of the season ... struck out two in 1 2/3 innings in his relief debut at closer to help secure a 9-3 win over the Cardinal on Feb. 21 ... allowed one run on three hits and a walk in two innings on Feb. 22 vs. Stanford ... was credited with his second win of the year after Texas won in the bottom of the ninth ... threw eight shutout innings with three strikeouts in a win against Cal on February 16.

2013 Highlights
 Went 3-6 with a 2.21 ERA in 14 appearances, 13 of which were starts ... in 85 1/3 innings, allowed 74 hits and 21 earned runs with 15 walks, while recording a team-high 60 strikeouts, and a .234 opponents' batting average ... led the team with two complete games.

2012 Highlights
 Went 4-5 with a 3.87 ERA, making 11 starts in 18 appearances ... led the team with 83 2/3 innings ... he allowed 81 hits and 36 earned runs with 25 walks and 64 strikeouts ... opponents hit .255 against him.

2011 Highlights
 Had a 3-0 record with a 1.89 ERA with two starts in 22 appearances ... in 38 innings, allowed 30 hits and eight earned runs with six walks and 38 strikeouts ... opponents hit .211 ... registered a 0.73 ERA during Big 12 play in 12 appearances (12 1/3 innings).

2014 Game-by-Game Stats

Date	OPPONENT	GS	IP	H	R	ER	BB	SO	2B	3B	HR	WP	BK	HBP	IBB	Score	W	L	SV	ERA
Feb 16, 2014	California	*	8.0	4	0	0	3	3	0	0	0	0	0	0	0	5-0	1	0	0	0.00
Feb 21, 2014	STANFORD		1.2	1	0	0	0	2	0	0	0	0	0	0	0	9-3	1	0	0	0.00
Feb 22, 2014	STANFORD		2.0	3	1	1	1	1	0	0	0	0	0	0	0	4-3	2	0	0	0.77
Feb 25, 2014	UTPA		3.0	2	0	0	4	1	0	0	0	0	0	0	0	2-1	3	0	0	0.61
Feb 28, 2014	Rice		1.0	2	0	0	1	2	0	0	0	0	0	0	0	2-0	3	0	1	0.57
Mar 01, 2014	Houston Cougars		0.1	0	0	0	0	0	0	0	0	0	0	0	0	3-2	3	0	2	0.56
Mar 08, 2014	HAWAII-2	*	6.1	3	2	2	3	3	0	0	0	0	0	0	0	3-2	3	0	2	1.21
Mar 16, 2014	KANSAS	*	5.1	1	1	1	3	3	0	0	0	0	0	1	0	1-6	3	0	2	1.30
Mar 22, 2014	COLUMBIA-2	*	8.0	5	0	0	1	4	0	0	0	0	0	0	0	11-0	4	0	2	1.01
Mar 30, 2014	Texas Tech	*	5.1	4	0	0	2	4	1	0	0	0	0	0	0	5-2	4	0	2	0.88
Apr 06, 2014	BAYLOR	*	8.0	2	0	0	2	3	1	0	0	0	0	0	0	4-0	5	0	2	0.73
Apr 13, 2014	Oklahoma	*	9.0	5	1	1	1	6	1	0	0	0	0	0	0	8-1	6	0	2	0.78
Apr 19, 2014	TEXAS CHRISTIAN	*	6.2	5	2	2	1	6	2	0	0	1	0	1	0	1-3	6	1	2	0.97
Apr 27, 2014	OKLAHOMA STATE	*	3.1	7	7	7	2	4	0	0	2	0	0	0	0	3-8	6	2	2	1.85
May 03, 2014	West Virginia	*	4.0	7	0	0	1	3	0	0	0	0	0	0	0	2-0	6	2	2	1.75
May 17, 2014	K-State	*	5.2	4	1	0	3	3	0	0	0	1	0	0	0	4-5	6	2	2	1.62
May 24, 2014	Oklahoma State	*	6.0	2	0	0	3	1	0	0	0	1	0	0	0	1-3	6	2	2	1.51
May 30, 2014	Texas A&M	*	7.0	6	1	1	3	7	1	0	0	1	0	0	0	8-1	7	2	2	1.49
Totals			13	90.2	63	16	15	34	56	7	0	2	4	0	2	76-40	7	2	2	1.49

Career Stats

Year	ERA	W	L	App	GS	CG	SHO	CBO	SV	IP	H	R	ER	BB	SO	2B	3B	HR	BF	B/Avg	WP	HBP	BK	SFA	SHA
2011	1.89	3	0	22	2	0	0	4	0	38.0	30	8	8	6	38	5	1	1	151	.211	2	0	0	1	2
2012	3.87	4	5	18	11	0	0	2	0	83.2	81	46	36	25	64	13	2	5	358	.255	6	4	0	4	7
2013	2.21	3	6	14	13	2	1	2	0	85.1	74	35	21	15	60	12	0	1	351	.234	5	8	0	1	11
2014	1.49	7	2	18	13	1	0	5	2	90.2	63	16	15	34	56	7	0	2	355	.201	4	2	0	1	4
TOTAL	2.42	17	13	72	39	3	1	13	2	297.2	248	105	80	80	218	37	3	9	1215	.228	17	14	0	7	24



#24 Parker French
JR-2V | RHP
6-2 | 218
Dripping Springs, Texas
Dripping Springs HS

Season Highs

IP: 7.1 (twice)
Ks: 8 vs. Stanford (2/21)
Hits: 8 (twice)
BBs: 4 (twice)
Runs: 8 at Oklahoma (4/11)
ERs: 3 (5 times)

Career Highs

8.0 (twice)
 Same
 9 (twice)
 4 (3 times)
 Same
 6 at Stanford (2/26/12)

2014

Ranks third among active Big 12 players in career innings pitched (233 1/3) ... earned his first save of the season May 22 against Oklahoma State in the Big 12 Tournament when he threw four shutout innings in relief of a 3-0 victory ... notched his fifth win of the season April 25 against Oklahoma State when he threw six scoreless innings allowing only one hit in a 3-0 win ... threw seven strong innings against Texas Tech on March 28, allowing only one run on six hits and two walks while striking out two en route to his fourth victory of the season ... went 7 1/3 strong innings while yielding only six hits, one run and striking out six in a win against Columbia March 22 ... struck out six in 7 1/3 innings against Hawai'i on March 7 while allowing two runs (one earned); didn't factor into the decision though the Longhorns went on to win ... picked up his second win of the year against Houston on March 1 when he struck out seven in seven strong innings of work while only allowing one run ... won his first game of 2014 against Stanford on February 21 when he went six innings allowing only four hits and one run while striking out a career-high eight ... went five innings, yielding only four hits and six unearned runs, while striking out four in a loss to Cal on February 14 ... named to the Big 12 Commissioner's Honor Roll for the 2013 fall semester.

2013

Made 13 starts primarily as the team's No. 1 starter as a sophomore, posting a 4-5 record with a 2.68 ERA ... in 77 1/3 innings, allowed 69 hits and 23 earned runs with 24 walks, 46 strikeouts and a .240 opponents' batting average ... threw three innings as part of a combined seven-inning no-hitter on May 11 against Texas Southern ... allowed two runs on seven hits with four walks and two strikeouts in seven innings on May 3 against Kansas State ... allowed only one earned run in five innings with three walks and three strikeouts on April 26 at Baylor ... took the loss in a 1-0 decision on April 19 against West Virginia despite going 7 1/3 innings where he allowed one run on five hits with a walk and a then career-high seven strikeouts ... gave up two runs in 5 1/3 innings with five hits on April 5 against No. 13 Oklahoma in a 2-1 loss ... threw six scoreless innings on March 15 against Texas Tech with two hits, two walks and four strikeouts ... picked up his third win with a season-high eight innings on March 8 against UC Santa Barbara, allowing one run on five hits with two walks and three strikeouts ... tagged with the loss on March 1 at No. 15 Stanford despite giving up only two runs on two hits in seven innings.

2012 Highlights

Made nine starts in 21 appearances as a freshman ... had a 6-2 record with a 2.84 ERA and two saves ... combined in three shutouts ... in 66 2/3 innings, allowed 58 hits and 21 earned runs with 19 walks and 30 strikeouts ... opponents hit .231 ... earned Louisville Slugger/Collegiate Baseball Freshman All-America honors ... named Big 12 Freshman of the Year and received All-Big 12 honorable mention.

2014 Game-by-Game Stats

Date	OPPONENT	GS	IP	H	R	ER	BB	SO	2B	3B	HR	WP	BK	HBP	IBB	Score	W	L	SV	ERA
Feb 14, 2014	California	*	5.0	4	6	0	3	4	1	0	0	1	0	1	0	0-7	0	1	0	0.00
Feb 21, 2014	STANFORD	*	6.0	4	1	1	1	8	0	0	0	0	0	1	0	9-3	1	1	0	0.82
Mar 01, 2014	Houston Cougars	*	7.0	7	1	1	1	7	1	0	0	0	0	0	0	3-2	2	1	0	1.00
Mar 07, 2014	HAWAII	*	7.1	5	2	1	1	6	0	0	0	0	0	0	0	3-2	2	1	0	1.07
Mar 14, 2014	KANSAS	*	5.1	7	3	3	3	3	0	0	0	1	0	2	0	2-3	2	2	0	1.76
Mar 18, 2014	DALLAS BAPTIST	*	1.0	0	0	0	0	1	0	0	0	0	0	0	0	5-0	2	2	0	1.71
Mar 22, 2014	COLUMBIA-1	*	7.1	6	1	1	3	6	2	0	0	0	0	0	0	6-1	3	2	0	1.62
Mar 28, 2014	Texas Tech	*	7.0	6	1	1	2	2	0	0	0	0	0	0	0	11-1	4	2	0	1.57
Apr 04, 2014	BAYLOR	*	5.1	5	3	3	4	4	1	0	0	0	0	2	0	5-4	4	2	0	1.93
Apr 11, 2014	Oklahoma	*	5.2	8	8	3	2	1	3	0	0	1	0	0	0	10-8	4	2	0	2.21
Apr 17, 2014	TEXAS CHRISTIAN	*	6.1	6	3	2	2	4	1	0	0	0	0	2	0	0-3	4	3	0	2.27
Apr 25, 2014	OKLAHOMA STATE	*	6.0	1	0	0	3	2	0	0	0	0	0	0	0	3-0	5	3	0	2.08
May 02, 2014	West Virginia	*	6.0	8	4	3	3	2	1	0	0	0	0	1	0	3-5	5	4	0	2.27
May 18, 2014	K-State	*	1.1	2	3	2	4	0	1	0	0	0	0	2	0	9-8	5	4	0	2.47
May 22, 2014	Oklahoma State	*	4.0	1	0	0	1	2	1	0	0	0	0	0	0	3-0	5	4	1	2.34
May 24, 2014	Oklahoma State	*	2.0	1	3	3	3	1	0	0	0	0	0	1	1	4-6	5	5	1	2.61
May 31, 2014	Rice	*	6.2	6	2	2	1	6	1	0	0	1	0	0	0	3-2	5	5	1	2.62
Totals			14	89.1	77	41	26	37	59	13	0	0	4	0	12	79-55	5	5	1	2.62

Career Stats

Year	ERA	W	L	App	GS	CG	SHO	CBO	SV	IP	H	R	ER	BB	SO	2B	3B	HR	BF	B/Avg	WP	HBP	BK	SFA	SHA
2012	2.84	6	2	21	9	0	0	3	2	66.2	58	32	21	19	30	10	4	3	288	.231	3	12	1	1	5
2013	2.68	4	5	13	13	0	0	1	0	77.1	69	26	23	24	46	9	2	1	329	.240	5	7	0	2	8
2014	2.62	5	5	17	14	0	0	3	1	89.1	77	41	26	37	59	13	0	0	390	.238	4	12	0	4	13
TOTAL	2.70	15	12	51	36	0	0	7	3	233.1	204	99	70	80	135	32	6	4	1007	.236	12	31	1	7	26

#1 Tres Barrera C | 6-0 | 211 | R/R | Fr.

- Named to the Big 12 All-Freshman team
- Named Big 12 Newcomer of the Week twice this season (3/31 and 5/19)
- Second on the team in RBI (34), doubles (13), home runs (5), hit-by-pitches (6),
- T-3rd on the team in runs (30) and fourth in total bases (91)
- CONFERENCE GAMES: Tied for the league lead in total bases (50)
- CONFERENCE GAMES: T-2nd in the league in home runs (5), SLG % (.549) and t-3rd in RBI (18),
- CONFERENCE GAMES: Fifth in the league in runs scored (16) and eighth in OBP (.406)
- CONFERENCE GAMES: Led the team in home runs, RBI, and total bases during conference play
- CONFERENCE GAMES: Second in avg. (.308), runs, SLG. %, and t-2nd in hits
- Tied for the second longest on team with a nine game hitting streak earlier this season
- Had the second longest reached base streak this season with 16 straight games
- Tied for third on the team in multi-RBI games with 7
- LEADING OFF: Reached base 25 out of 56 times when leading off an inning (.446)
- BASES LOADED: Hitting .375 with the bases loaded this year (3-for-8)
- K-STATE SERIES: 7-for-13 with three home runs, a double, five runs scored, five RBI and two walks
- TECH SERIES: 7-for-15 with a home run, three doubles, three runs scored and six RBI
- COLUMBIA SERIES: 7-for-13 with a double, three runs scored and three RBI
- First career home run came against Texas Tech on (3./29) in a 3-for-5 effort

#2 Mark Payton OF | 5-8 | 190 | L/L | Sr.

- Named first team All-Big 12 for the second time in his career
- Senior CLASS Award Finalist
- Big 12 active career leader in total bases (375), walks (144), triples (19), doubles (50) and OBP (.425)
- Ranks second in the Big 12 in career runs (134) and RBI (119)
- Named Big 12 Player of the Week February 17
- On a 99 consecutive game reached-base streak which leads the nation and is the Big12 all-time record
- CONFERENCE LEADER: Leads the Big 12 this season in walks (53) and OBP (.460)
- Team leader in hits (69), doubles (15), triples (5), walks (53), OBP (.460), total bases (97), RBI (36) and t-1st in SLG% (.447)
- Second on the team in steals (19)
- CONFERENCE GAMES: T-3rd in the league in doubles (8) and is second in steals (8) and walks (16)
- CONFERENCE GAMES: Leads the team in steals (8) and walks (16) during league play
- CONFERENCE GAMES: Was second in doubles (8) and third in OBP (.365) and RBI (12)
- Leads the team in multi-hit games with 21, and t-1st in three-hit games with five
- Had nine-game hitting streak to start the season which is the third longest on team this season
- Fewest strikeouts on the team (22) among players with at least 100 at-bats
- Has 53 BB compared to 22 K on the year, a 2.4:1 ratio
- TWO-OUT RBI: 15 of his 36 RBI have come with two outs

- RUNNERS IN SCORING POSITION: .342 (25-for-73)
- BIG 12 TOURNAMENT: 6-for-14 with two doubles, five RBI, a steal and four walks
- STANFORD SERIES: 8-for-10 with a triple, four RBI, two runs scored, and five walks
- CAL SERIES: 9-for-17 with one double, one triple, one home run, three runs, and four RBI
- Delivered a walk-off three RBI double to give Texas a 5-4 win over Baylor on April
- Started all 60 games this season in center field

#4 Collin Shaw OF | 6-0 | 199 | L/L | Jr.

- Third on the team in steals with 13
- CONFERENCE GAMES: Third on the team with five steals during league play
- Is tied for the third longest reached base streak on the team this season with 14 straight games
- Has 14 multi-hit games this season
- LEADING OFF: Reached base 18 out of 46 times when leading off an inning (.391)
- TWO OUTS: .310 (18-for-58)
- TECH SERIES: 5-for-15 with three runs scored, two RBI, a double and three stolen bases
- Went 2-for-3 with an RBI and a run scored against Sam Houston State (3/2) in his first start of the season
- Scored the game winning run on a wild pitch with two outs in the bottom of the ninth vs. Stanford (2/22)

#8 Brooks Marlow 2B | 5-8 | 184 | L/R | Jr.

- Named to the All-Big 12 second team
- Third in the Big 12 with 44 walks
- Second on the team in runs (39), hits (67) and walks (44)
- Fielding at a .994 clip, having committed just two errors
- Seventh in school history with 107 career double plays
- CONFERENCE GAMES: tied for most doubles in the conference (9) and ninth in hits (29)
- CONFERENCE GAMES: Led the team in hits and doubles
- CONFERENCE GAMES: Second on the team in total bases (46) and t-2nd in home runs (2)
- CONFERENCE GAMES: Third in runs (15), SLG % (.438) and walks (13)
- Has three four hit games, which leads the team
- Third on the squad with 17 multi-hit games
- Had a 10 game hitting streak earlier this season, second longest on the team this year
- LEADING OFF: reached base 39 out of 103 times when leading off an inning (.379)
- K-STATE SERIES: 6-for-15 with two doubles, a triple, two runs scored, two walks and a stolen base
- TECH SERIES: 6-for-15 with three doubles, a home run, two RBI, four runs scored and three walks
- COLUMBIA SERIES: 5-for-12 with four walks, four runs scored, a stolen base and three RBI
- Started all 60 games this season at second base

#9 C.J Hinojosa INF | 5-11 | 179 | R/R | So.

- Leads the team with 16 sac bunts, third on the squad with 12 doubles.
- CONFERENCE GAMES: Tied for second on the team in hits (28) and third in avg. (.301) in league play
- Second on the team with 19 multi-hit games and multi-RBI games with 8
- LEADING OFF: Reached base 21 out of 51 times when leading off an inning (.412)
- TWO OUTS: .292 (21-for-72) with 11 RBI
- K-STATE SERIES: 7-for-14 with three doubles, three RBI, two runs scored and a walk
- OKLAHOMA SERIES: 5-for-13 with three runs scored, three RBI and a home run
- HAWAII SERIES: 5-for-13 with three RBI
- Started all 60 games at shortstop

#14 Ben Johnson OF | 6-1 | 191 | R/R | So.

- Named honorable mention All-Big 12
- Team leader in runs (43), home runs (6), steals (20) and hit-by-pitches (10)
- Second on the team in total bases (94), and t-2nd in triples (3)
- Third on the team in RBI (31), t-3rd in hits (57) and fourth in SLG% (.425)
- CONFERENCE GAMES: tied for third in the league in steals with seven
- CONFERENCE GAMES: Tied for team lead in HBP (5) and second in steals (7) during league play
- CONFERENCE GAMES: T-2nd in home runs (2) and third in total bases (40)
- Tied for fourth on the team with 16 multi-hit games and tied for third in multi-RBI games with seven
- T-5th on the team with an eight game hit streak earlier this season
- LEADING OFF: reached base 24 out of 51 times when leading off an inning (.471)
- RUNNERS IN SCORING POSITION: .323 (20-for-62)
- TWO OUTS: .292 (19-for-65) with 10 RBI
- TECH SERIES: 6-for-15 with a home run, a double, three runs scored and two RBI
- Hit his sixth homer of the year against Kansas State (5/18) in the top of the tenth inning breaking a 7-7 tie
- Was 2-for-3 with a home run, four runs scored, three RBI and a stolen base against UT Arlington (4/15)
- Started all 60 games this season

#35 Madison Carter INF | 5-10 | 179 | R/R | Sr.

- Only has 94 at-bats on the season, but he leads the team in avg. (.362) and t-1st in SLG % (.447)
- Second on the team in OBP (.434)
- CONFERENCE GAMES: His .444 avg. would lead the league, but was six at-bats from qualifying
- CONFERENCE GAMES: Also would be first in the league in OBP (.516) and second in SLG % (.556)
- CONFERENCE GAMES: Fourth in the league in runs scored with 17
- CONFERENCE GAMES: Team leader in avg., SLG. % OBP, and runs during league play
- His current 14 game hitting streak is the longest on the team this season
- Hitting .447 off of left-handed pitching (17-for-38)
- LEADING OFF: Reached base 10 out of 23 times when leading off an inning (.435)

- RUNNERS IN SCORING POSITION: .348 (8-for-23)
- TWO OUTS: .419 (13-for-31)
- K-STATE SERIES: 6-for-10 with a home run, a double, six runs scored, four RBI, two walks, a hit by pitch and two stolen bases
- WVU SERIES: 7-for-11 with a double, four runs scored and a walk
- BAYLOR SERIES: 5-for-9 with a double, two runs scored, an RBI and a walk
- First career home run came against Kansas State (3/16)
- In his first start of the year (3/30) against Texas tech he had a game-winning RBI single

#42 Kacy Clemens INF | 6-1 | 203 | L/R | Fr.

- Tied for seventh in the Big 12 with 36 walks on the season
- Third on the team in walks
- CONFERENCE GAMES: Fourth in the league and second on the team with 14 walks
- LEADING OFF: Reached base 11 out of 32 times when leading off an inning (.344)
- Eight of his 17 RBI have come with two outs
- K-STATE SERIES: 4-for-12 with a home run, four RBI, two runs scored and two walks
- OKLAHOMA SERIES: 4-for-12 with a double, two walks, two runs scored and four RBI
- HAWAII SERIES: 4-for-11 with three walks, a run scored and an RBI
- Was 2-for-3 with a walk and all three of the team's RBI in a 3-0 win against Oklahoma State (5/22)
- Hit his first career home run against Kansas State on May 16

#50 Zane Gurwitz INF | 5-8 | 175 | R/R | Fr.

- Named to the Big 12 All-Freshman Team
- Fourth on the team with two home runs
- Fifth on the team in avg. (.279) and RBI (26)
- CONFERENCE GAMES: Third on the team with 14 RBI and fifth in avg. (.273) in league play
- Tied for fourth on the team with 16 multi-hit games and fifth with five multi-RBI games
- Hitting .323 against left-handed pitching (21-for-65)
- RUNNERS ON: .364 (32-for-88)
- RUNNERS IN SCORING POSITION: .355 (22-for-62)
- OKLAHOMA SERIES: 5-for-12 with three doubles, two runs scored and three RBI
- BIG 12 TOURNAMENT: 6-for-13 with a double, two steals, three runs scored, three walks and one RBI
- Had his first career four-hit game against Texas Tech on March 29
- Had his first career home run and first career hit on the same swing February 16 vs. Cal

Texas in the NCAA Regionals

1947

Western Division (Denver, Colorado)

Oklahoma	W	10-9
California	L	7-8

Western Division Runner-up

1949

District 6 (Austin, Texas)

Oklahoma State	W	7-3
Oklahoma State	W	3-2

District 6 Champion

1950

District 6 (Austin, Texas)

Arizona	L	4-5
Arizona	W	9-8
Arizona	W	7-3

District 6 Champion

1952

District 6 (Austin, Texas)

Arizona	W	3-1
Arizona	L	0-1
Arizona	W	15-8

District 6 Champion

1953

District 6 (Austin, Texas)

Arizona	W	7-6
Arizona	L	3-4
Arizona	W	5-3

District 6 Champion

1954

District 6 (Austin, Texas)

Oklahoma State	L	3-6
Oklahoma State	W	16-12
Oklahoma State	L	6-7

Second Place

1957

District 6 (Austin, Texas)

Arizona	W	7-1
Arizona	W	2-0

District 6 Champion

1958

District 6 (Tucson, Arizona)

Arizona	W	14-3
Arizona	L	4-16
Arizona	L	2-5

Second Place

1960

District 6 (Austin, Texas)

Houston	L	2-4
---------	---	-----

Third Place

1961

District 6 (Austin, Texas)

Arizona	W	8-2
Arizona	W	5-4

District 6 Champion

1962

District 6 (Tucson, Arizona)

Arizona	W	1-0
Arizona	W	7-4

District 6 Champion

1966

District 6 (Austin & Houston, Texas)

Houston	T (rain)	4-4
Houston	L	4-5
Houston	W	9-3
Houston	W	8-5

District 6 Champion

1967

District 6 (Austin & Houston, Texas)

Houston	L	8-11
Houston	W	5-1
Houston	L	3-4

Second Place

1968

District 6 (Austin, Texas)

Pan American	W	3-0
Pan American	L	1-2 (10)
Pan American	W	10-6

District 6 Champion

1969

District 6 (Austin, Texas)

Trinity	W	10-0
Trinity	W	5-0

District 6 Champion

1970

District 6 (Austin, Texas)

Arkansas State	W	5-0
Pan American	W	2-1
Pan American	W	4-3

District 6 Champion

1971

District 6 (San Antonio, Texas)

Pan American	L	0-1
Pan American	L	0-4

Second Place

1972

District 6 (San Antonio, Texas)

Trinity	W	4-3 (14)
Pan American	W	1-0
Pan American	W	2-1

District 6 Champion

1973

District 6 (Arlington, Texas)

Pan American	W	7-1
Trinity	W	17-2
Pan American	W	14-12 (13)

District 6 Champion

1974

District 6 (Arlington, Texas)

Pan American	W	7-0
Louisiana Tech	L	4-5
Louisiana Tech	W	8-0
Louisiana Tech	W	12-2

District 6 Champion

1975

South Central Regional (Arlington, Texas)

Louisiana Tech	W	6-2
South Alabama	W	7-4
Pan American	W	9-2

South Central Regional Champion

1976

South Central Regional (Arlington, Texas)

Lamar	W	3-2
Oklahoma	L	2-3
Miami (Fla.)	W	5-0
Oklahoma	W	6-5 (11)
Oklahoma	L	1-4

Second Place

1979

Central Regional (Austin, Texas)

Pan American	W	4-2
Lamar	W	6-4
BYU	W	6-2

Central Regional Champion

1980

Central Regional (Austin, Texas)

Louisiana Tech	L	3-4
Pan American	W	7-4
Louisiana Tech	W	7-6
Hawaii	L	3-7

Second Place

1981

Central Regional (Austin, Texas)

BYU	W	11-4
Lamar	W	3-2
Stanford	L	8-9
Stanford	W	10-2

Central Regional Champion

1982

Central Regional (Austin, Texas)

Hardin-Simmons	W	10-0
Oklahoma	W	8-0
Eastern Michigan	W	7-2 (11)
Eastern Michigan	W	9-1

Central Regional Champion

1983

Central Regional (Austin, Texas)

Northeast Louisiana	W	15-0
Mississippi State	L	2-6
Tulane	W	7-5
Pan American	W	6-1
Mississippi State	W	7-0
Mississippi State	W	12-3

Central Regional Champion

1984

Central Regional (Austin, Texas)

Lamar	W	6-0
UNLV	W	12-3
Lamar	W	6-5

Central Regional Champion

1985

Central Regional (Austin, Texas)

Grambling	W	4-3 (12)
Houston	W	9-2
Oklahoma	W	9-4
Lamar	W	10-2

Central Regional Champion

1986

Central Regional (Austin, Texas)

Southern Illinois	W	21-7
Arizona	L	3-9
Pan American	W	9-5
Pepperdine	L	0-2

Fourth Place

1987

Central Regional (Austin, Texas)

Lamar	W	6-5
Oklahoma	W	10-5
Houston	W	15-3
Houston	W	13-4

Central Regional Champion

1988

Central Regional (Austin, Texas)

Southern	W	7-3
New Orleans	W	16-10
California	L	7-8
Michigan	W	5-4
California	L	5-6

Second Place

1989

Midwest Regional (Austin, Texas)

New Orleans	W	2-0
USC	W	11-8
Oklahoma State	W	8-7
New Orleans	W	9-3

Midwest Regional Champion

Texas in the NCAA Regionals

1990

Central Regional (Austin, Texas)

UT Arlington	W	9-8
Old Dominion	W	10-0
Cal State Fullerton	L	2-5
Creighton	W	11-9
Cal State Fullerton	L	0-3

Second Place

1991

Central Regional (Austin, Texas)

UAB	W	16-3
Southern Mississippi	W	18-2
Long Beach State	L	10-17
Oklahoma State	L	1-6

Third Place

1992

Central Regional (Austin, Texas)

VCU	W	2-0
UT Arlington	W	17-1
Long Beach State	W	9-1
VCU	L	2-4
VCU	W	12-3

Central Regional Champion

1993

Central II Regional (Austin, Texas)

McNeese State	W	7-4
Kentucky	W	8-3
USC	W	11-3
USC	W	3-2

Central II Regional Champion

1994

Central Regional (Austin, Texas)

Stanford	W	8-4
Nevada	W	16-6
Oklahoma	L	4-15
Arkansas State	W	9-4
Oklahoma	L	3-6

Second Place

1995

Midwest II Regional

(Oklahoma City, Oklahoma)

Ohio State	W	10-5
Oklahoma	L	9-13
Indiana State	W	3-2
Auburn	L	2-4

Third Place

1996

Central I Regional (Austin, Texas)

UCLA	L	2-5
Sam Houston State	W	4-2
Miami (Fla.)	L	7-9

Third-Place Tie

1999

Houston Regional (Houston, Texas)

Southwestern Louisiana	L	6-13
Southwest Texas State	W	7-5
Houston	L	5-8

Third Place

2000

Tempe Regional (Tempe, Arizona)

Creighton	W	5-4
Arizona State	L	1-3
Miami (Ohio)	W	11-1
Arizona State	W	6-4
Arizona State	W	9-7

Tempe Regional Champion

Austin Super Regional (Austin, Texas)

Penn State	W	7-3
Penn State	W	10-0

Austin Super Regional Champion

2001

Palo Alto Regional (Stanford, Calif.)

Long Beach State	W	11-2
Stanford	W	4-3
Stanford	L	9-10 (10)
Stanford	L	3-4

Second Place

2002

Austin Regional (Austin, Texas)

Central Conn. State	W	7-2
Baylor	W	10-8
Baylor	W	2-0

Austin Regional Champion

Austin Super Regional (Austin, Texas)

Houston	L	0-2
Houston	W	17-2
Houston	W	5-2

Austin Super Regional Champion

2003

Austin Regional (Austin, Texas)

Bucknell	W	7-0
Lamar	W	7-3
Lamar	L	2-6
Lamar	W	6-3

Austin Regional Champion

Tallahassee Super Regional (Tallahassee, Fla.)

Florida State	W	8-3
Florida State	W	6-5

Tallahassee Super Regional Champion

2004

Austin Regional (Austin, Texas)

Youngstown State	W	10-3
Oral Roberts	W	7-5
Oral Roberts	W	7-3

Austin Regional Champion

Austin Super Regional (Austin, Texas)

Vanderbilt	W	15-3
Vanderbilt	W	10-2

Austin Super Regional Champion

2005

Austin Regional (Austin, Texas)

Quinnipiac	W	20-2
Arkansas	L	2-9
Miami (Ohio)	W	12-5
Arkansas	W	19-8
Arkansas	W	5-2

Austin Regional Champion

Oxford Super Regional (University, Miss.)

Mississippi	L	4-6
Mississippi	W	3-1
Mississippi	W	6-4

Oxford Super Regional Champion

2006

Austin Regional (Austin, Texas)

UT Arlington	W	9-1
Stanford	L	8-12
North Carolina State	L	3-6

Third Place

2007

Austin Regional (Round Rock, Texas)

Brown	W	8-2
UC Irvine	L	1-3
Wake Forest	W	7-4 (12)
UC Irvine	L	6-9

Second Place

2008

Houston Regional (Houston, Texas)

St. John's	L	1-2
Sam Houston State	W	13-3
St. John's	W	4-3
Rice	L	4-7

Second Place

2009

Austin Regional (Austin, Texas)

Army	W	3-1
Boston College	W	3-2 (25)
Army	W	14-10

Austin Regional Champion

Austin Super Regional (Austin, Texas)

TCU	W	10-4
TCU	L	2-3
TCU	W	5-2

Austin Super Regional Champion

2010

Austin Regional (Austin, Texas)

Rider	W	11-0
Louisiana	W	4-2
Rice	W	4-1

Austin Regional Champion

Austin Super Regional (Austin, Texas)

TCU	L	1-3
TCU	W	14-1
TCU	L	1-4

Second Place

2011

Austin Regional (Austin, Texas)

Princeton	W	5-3
Kent State	L	5-7
Texas State	W	4-3
Kent State	W	9-3
Kent State	W	5-0

Austin Regional Champion

Austin Super Regional (Austin, Texas)

Arizona State	L	1-3
Arizona State	W	5-1
Arizona State	W	4-2

Austin Super Regional Champion

2014

Houston Regional (Houston)

Texas A&M	W	8-1
Rice	W	3-2 (11)
Texas A&M	L	2-3
Texas A&M	W	4-1

Houston Regional Champion

Texas NCAA Regionals Records vs. Opponents

<i>(NCAA Super Regional Record)</i>			
<u>TEXAS vs.</u>	<u>W-L</u>	<u>TEXAS vs.</u>	<u>W-L</u>
Arizona	14-6	Ohio State	1-0
Arizona State	2-1 (2-1)	Oklahoma	5-5
Arkansas	2-1	Oklahoma State	4-3
Arkansas State	2-0	Old Dominion	1-0
Army	2-0	Oral Roberts	2-0
Auburn	0-1	Penn State	(2-0)
Baylor	2-0	Pepperdine	0-1
Boston College	1-0	Princeton	1-0
Brown	1-0	Quinnipiac	1-0
Bucknell	1-0	Rice	2-1
BYU	2-0	Rider	1-0
California	0-3	Sam Houston State	2-0
Cal State Fullerton	0-2	St. John's	1-1
Central Connecticut State	1-0	South Alabama	1-0
Creighton	2-0	Southern	1-0
Eastern Michigan	2-0	Southern Illinois	1-0
Florida State	(2-0)	Southern Mississippi	1-0
Grambling State	1-0	Stanford	3-4
Hardin-Simmons	1-0	TCU	(3-3)
Hawai'i	0-1	Texas A&M	2-1
Houston	8-6-1 (2-1)	Texas State	2-0
Indiana State	1-0	Trinity	4-0
Kent State	2-1	Tulane	1-0
Kentucky	1-0	UAB	1-0
Lamar	9-1	UC Irvine	0-2
Long Beach State	2-1	UCLA	0-1
Louisiana	0-1	UNLV	1-0
Louisiana-Monroe	2-0	USC	3-0
Louisiana Tech	4-2	UT Arlington	3-0
McNeese State	1-0	UT Pan American	14-3
Miami (Fla.)	1-1	Vanderbilt	(2-0)
Miami (Ohio)	2-0	VCU	2-1
Michigan	1-0	Wake Forest	1-0
Mississippi	(2-1)	Youngstown State	1-0
Mississippi State	2-1	Regional Total	130-52-1
Nevada	1-0	Super Regional Total	15-6-0
New Orleans	3-0	Total	145-58-1
North Carolina State	0-1		

NCAA College World Series

CWS ALL-TIME RESULTS/MOST OUTSTANDING PLAYERS


Year	Champion (Head Coach)	Score	Second Place	Third Place	Fourth Place	CWS MOP (School)
1947	California (Clint Evans)#	8-7	Yale	* TEXAS	* New York University	Not Awarded
1948	USC (Sam Barry)	9-2	Yale	* Baylor	* Lafayette	Not Awarded
1949	TEXAS (Bibb Falk)#	10-3	Wake Forest	USC	St. John's (N.Y.)	Tom Hamilton, 1B (TEXAS)
1950	TEXAS (Bibb Falk)	3-0	Washington State	Rutgers	Wisconsin	Ray Van Cleef, CF (Rutgers)
1951	Oklahoma (Jack Baer)#	3-2	Tennessee	* USC	* Utah	Sidney Hatfield, P-1B (Tennessee)
1952	Holy Cross (Jack Barry)	8-4	Missouri	* Western Michigan	* Penn State	James O'Neill, P (Holy Cross)
1953	Michigan (Ray Fisher)	7-5	TEXAS	Lafayette	Boston College	J.L. Smith, P (TEXAS)
1954	Missouri (John Simmons)	4-1	Rollins	Michigan State	Oklahoma State	Tom Yewcic, C (Michigan State)
1955	Wake Forest (Taylor Sanford)	7-6	Western Michigan	Oklahoma State	Arizona	Tom Borland, P (Oklahoma State)
1956	Minnesota (Dick Siebert)	12-1	Arizona	* Bradley	* Mississippi	Jerry Thomas, P (Minnesota)
1957	California (George Wolfman)#	1-0	Penn State	* Iowa State	* Notre Dame	Cal Emery, P-1B (Penn State)
1958	USC (Rod Dedeaux)	8-7 (a)	Missouri	* Holy Cross	* Western Michigan	Bill Thom, P (USC)
1959	Oklahoma State (Toby Greene)	5-3	Arizona	Fresno State	Penn State	Jim Dobson, 3B (Oklahoma State)
1960	Minnesota (Dick Siebert)	2-1 (b)	USC	* Oklahoma State	* Arizona State	John Erickson, 2B (Minnesota)
1961	USC (Rod Dedeaux)#	1-0	Oklahoma State	* Boston College	* Syracuse	Littleton Fowler, P (Oklahoma State)
1962	Michigan (Don Lund)	5-4 (c)	Santa Clara	TEXAS	Florida State	Bob Garibaldi, P (Santa Clara)
1963	USC (Rod Dedeaux)	5-2	Arizona	* Missouri	* TEXAS	Bud Hollowell, C (USC)
1964	Minnesota (Dick Siebert)	5-1	Missouri	Maine	Southern California	Joe Ferris, P (Maine)
1965	Arizona State (Bobby Wrinkles)	2-1	Ohio State	* St. Louis	* Washington State	Sal Bando, 3B (Arizona State)
1966	Ohio State (Marty Karow)	8-2	Oklahoma State	USC	St. John's (N.Y.)	Steve Arlin, P (Ohio State)
1967	Arizona State (Bobby Wrinkles)	11-2	Houston	Stanford	Auburn	Ron Davini, C (Arizona State)
1968	USC (Rod Dedeaux)#	4-3	Southern Illinois	* North Carolina State	* St. John's (N.Y.)	Bill Seinoth, 1B (USC)
1969	Arizona State (Bobby Wrinkles)	10-1	Tulsa	New York University	TEXAS	John Dolinsek, LF (Arizona State)
1970	USC (Rod Dedeaux)	2-1 (c)	Florida State	TEXAS	Ohio	Gene Ammann, P (Florida State)
1971	USC (Rod Dedeaux)	7-2	Southern Illinois	Tulsa	Pan American	Jerry Tabb, 1B (Tulsa)
1972	USC (Rod Dedeaux)	1-0	Arizona State	* Temple	* TEXAS	Russ McQueen, P (USC)
1973	USC (Rod Dedeaux)#	4-3	Arizona State	* Minnesota	* TEXAS	Dave Winfield, P (Minnesota)
1974	USC (Rod Dedeaux)	7-3	Miami (Fla.)	Southern Illinois	TEXAS	George Milke, P (USC)
1975	TEXAS (Cliff Gustafson)	5-1	South Carolina	Arizona State	Oklahoma	Mickey Reichenbach, 1B (TEXAS)
1976	Arizona (Jerry Kindall)	7-1	Eastern Michigan	Arizona State	Maine	Steve Powers, P-DH (Arizona)
1977	Arizona State (Jim Brock)	2-1	South Carolina	Southern Illinois	Cal State Los Angeles	Bob Horner, 2B (Arizona State)
1978	USC (Rod Dedeaux)#	10-3	Arizona State	North Carolina	Miami (Fla.)	Rod Boxberger, P (USC)
1979	Cal State Fullerton (Augie Garrido)	2-1	Arkansas	Pepperdine	TEXAS	Tony Hudson, P (Cal St. Fullerton)
1980	Arizona (Jerry Kindall)	5-3	Hawaii	California	Miami (Fla.)	Terry Francona, LF (Arizona)
1981	Arizona State (Jim Brock)	7-4	Oklahoma State	TEXAS	South Carolina	Stan Holmes, LF (Arizona State)
1982	Miami (Fla.) (Ron Fraser)#	9-3	Wichita State	* Maine	* TEXAS	Danny Smith, P (Miami (Fla.))
1983	TEXAS (Cliff Gustafson)#	4-3	Alabama	* Arizona	* Michigan	Calvin Schiraldi, P (TEXAS)
1984	Cal State Fullerton (Augie Garrido)	3-1	TEXAS	Oklahoma State	Arizona State	John Fishel, OF (Cal St. Fullerton)
1985	Miami (Fla.) (Ron Fraser)#	10-6	TEXAS	* Arkansas	* Mississippi State	Greg Ellena, DH (Miami (Fla.))
1986	Arizona (Jerry Kindall)	10-2	Florida State	Miami (Fla.)	Oklahoma State	Mike Senne, LF (Arizona)
1987	Stanford (Mark Marquess)	9-5	Oklahoma State	TEXAS	LSU	Paul Carey, OF (Stanford)
1988	Stanford (Mark Marquess)	9-4	Arizona State	* Cal State Fullerton	* Wichita State	Lee Plemel, P (Stanford)
1989	Wichita State (Gene Stephenson)	5-3	TEXAS	* Florida State	* LSU	Greg Brummett, P (Wichita State)
1990	Georgia (Steve Webber)	2-1	Oklahoma State	* LSU	* Stanford	Mike Rebhan, P (Georgia)
1991	LSU (Skip Bertman)#	6-3	Wichita State	* Creighton	* Florida	Gary Hymel, C (LSU)
1992	Pepperdine (Andy Lopez)#	3-2	Cal State Fullerton	* Miami (Fla.)	* TEXAS	Phil Nevin, 3B (Cal State Fullerton)
1993	LSU (Skip Bertman)	8-0	Wichita State	* Long Beach State	* Oklahoma State	Todd Walker, 2B (LSU)
1994	Oklahoma (Larry Cochell)#	13-5	Georgia Tech	* Arizona State	* Cal State Fullerton	Chip Glass, OF (Oklahoma)
1995	Cal State Fullerton (Augie Garrido)#	11-5	USC	* Miami (Fla.)	* Tennessee	Mark Kotsay, OF/P (Cal St. Fullerton)
1996	LSU (Skip Bertman)#	9-8	Miami (Fla.)	* Clemson	* Florida	Pat Burrell, 3B (Miami (Fla.))
1997	LSU (Skip Bertman)#	13-6	Alabama	* Miami (Fla.)	* Florida	Brandon Larson, SS (LSU)
1998	USC (Mike Gillespie)	21-14	Arizona State	* LSU	* Long Beach State	Wes Rachels, 2B (USC)
1999	Miami (Fla.) (Jim Morris)#	6-5	Florida State	* Alabama	* Stanford	Marshall McDougall, 2B (Florida State)
2000	LSU (Skip Bertman)#	6-5	Stanford	* Florida State	* Louisiana-Lafayette	Trey Hodges, P (LSU)

NCAA College World Series

CWS ALL-TIME RESULTS/MOST OUTSTANDING PLAYERS

Year	Champion (Head Coach)	Score	Second Place	Third Place	Fourth Place	CWS MOP (School)
2001	Miami (Fla.) (Jim Morris)#	12-1	Stanford	* Cal State Fullerton	* Tennessee	Charlton Jimerson, OF (Miami (Fla.))
2002	TEXAS (Augie Garrido)#	12-6	South Carolina	* Clemson	* Stanford	Huston Street, P (TEXAS)
2003	Rice (Wayne Graham)	14-2	Stanford	* Cal State Fullerton	* TEXAS	John Hudgins, P (Stanford)
2004	Cal State Fullerton (George Horton)	3-2	TEXAS	* Georgia	* South Carolina	Jason Windsor, P (Cal St. Fullerton)
2005	TEXAS (Augie Garrido)#	6-2	Florida	* Arizona State	* Baylor	David Maroul, 3B (TEXAS)
2006	Oregon State (Pat Casey)	3-2	North Carolina	* Cal State Fullerton	* Rice	Jonah Nickerson, P (Oregon State)
2007	Oregon State (Pat Casey)#	9-3	North Carolina	* Rice	* UC Irvine	Jorge Luis Reyes, P (Oregon State)
2008	Fresno State (Mike Batesole)	6-1	Georgia	* North Carolina	* Stanford	Tommy Mendonca, 3B (Fresno State)
2009	LSU (Pat Mainieri)	11-4	TEXAS	* Arizona State	* Arkansas	Jared Mitchell, OF (LSU)
2010	South Carolina (Ray Turner)	2-1	UCLA	*Clemson	*Texas Christian	Jackie Bradley Jr., OF (South Carolina)
2011	South Carolina (Ray Turner)	5-2	Florida	*Vanderbilt	*Virginia	Scott Wingo, 2B (South Carolina)
2012	Arizona (Andy Lopez)	4-1	South Carolina	*Arkansas	*Florida State	Robert Refsnyder, RF (Arizona)
2013	UCLA (John Savage)#	8-0	Mississippi State	*North Carolina	*Oregon State	Adam Plutko, RHP (UCLA)

(a) = 12 innings (b) = 10 innings (c) = 15 innings * = Tied for 3rd Place # = Undefeated in College World Series Play



(Played in Denver, Colo. in 1947; in Wichita, Kan. in 1949, and in Omaha, Neb. since 1950)

Texas in the CWS

1947

Oklahoma _____ 10-9 _____ W
California _____ 7-8 _____ L

Third-Place Tie

1949

St. John's _____ 7-1 _____ W
Wake Forest _____ 8-1 _____ W
Wake Forest _____ 10-3 _____ W

College World Series Champions

1950

Rutgers _____ 2-4 _____ L
Colorado A&M _____ 3-1 _____ W
Tufts _____ 7-0 _____ W
Washington State _____ 12-1 _____ W
Rutgers _____ 15-9 _____ W
Washington State _____ 3-0 _____ W

College World Series Champions

1952

Penn State _____ 3-5 _____ L
Oregon State _____ 10-1 _____ W
Holy Cross _____ 1-2 _____ L

Fifth-Place Tie

1953

Duke _____ 2-1 _____ W
Lafayette _____ 7-3 _____ W
Michigan _____ 5-12 _____ L
Michigan _____ 6-4 _____ W
Lafayette _____ 13-3 _____ W
Michigan _____ 5-7 _____ L

College World Series Runner-up

1957

Connecticut _____ 3-0 _____ W
Penn State _____ 1-4 _____ L
Notre Dame _____ 0-9 _____ L

Fifth-Place Tie

1961

USC _____ 6-8 _____ L
Western Michigan _____ 2-8 _____ L

Seventh-Place Tie

1962

Michigan _____ 1-3 _____ L
Colorado State _____ 12-3 _____ W
Ithaca College _____ 3-2 _____ W
Michigan _____ 7-0 _____ W
Santa Clara _____ 3-4 _____ L

Third Place

1963

USC _____ 8-3 _____ W
Missouri _____ 2-3 _____ L
Penn State _____ 6-4 _____ W
Arizona _____ 8-10 _____ L

Third-Place Tie

1965

Washington State _____ 5-12 _____ L
Florida State _____ 2-3 _____ L

Seventh-Place Tie

1966

Arizona _____ 5-1 _____ W
St. John's (N.Y.) _____ 0-2 _____ L
Oklahoma State _____ 1-6 _____ L

Fifth-Place Tie

1968

Oklahoma State _____ 5-8 _____ L
Brigham Young _____ 7-0 _____ W
North Carolina State _____ 5-6 _____ L

Fifth-Place Tie

1969

Arizona State _____ 4-0 _____ W
Tulsa _____ 2-4 _____ L
Mississippi _____ 14-1 _____ W
New York _____ 2-3 _____ L

Fourth Place

1970

Delaware _____ 12-4 _____ W
Ohio _____ 7-2 _____ W
Florida State _____ 5-1 _____ W
USC _____ 7-8 (14) _____ L
Florida State _____ 2-11 _____ L

Third Place

1972

Connecticut _____ 0-3 (10) _____ L
Mississippi _____ 9-8 _____ W
Oklahoma _____ 7-1 _____ W
USC _____ 3-4 (10) _____ L

Third-Place Tie

1973

Georgia Southern _____ 6-3 _____ W
USC _____ 1-4 _____ L
Oklahoma _____ 10-2 _____ W
Arizona State _____ 5-6 _____ L

Third-Place Tie

1974

USC _____ 2-9 _____ L
Seton Hall _____ 12-2 _____ W
Oklahoma _____ 10-4 _____ W
USC _____ 3-5 _____ L

Fourth Place

1975

Oklahoma _____ 4-2 _____ W
Arizona State _____ 2-5 _____ L
Seton Hall _____ 12-10 _____ W
South Carolina _____ 17-6 _____ W
South Carolina _____ 5-1 _____ W

College World Series Champions

1979

Connecticut _____ 11-5 _____ W
Mississippi State _____ 8-2 _____ W
Arkansas _____ 4-9 _____ L
Pepperdine _____ 4-6 _____ L

Fourth Place

1981

Arizona State _____ 2-11 _____ L
Michigan _____ 6-5 _____ W
Miami (Fla.) _____ 5-4 _____ W
Oklahoma State _____ 15-8 (13) _____ W
Arizona State _____ 3-12 _____ L

Third Place

1982

Oklahoma State _____ 9-1 _____ W
Stanford _____ 8-6 (12) _____ W
Miami (Fla.) _____ 1-2 _____ L
Wichita State _____ 4-8 _____ L

Third-Place Tie

1983

James Madison _____ 12-0 _____ W
Oklahoma State _____ 6-5 (11) _____ W
Alabama _____ 6-4 (10) _____ W
Michigan _____ 4-2 _____ W
Alabama _____ 4-3 _____ W

College World Series Champions

1984

New Orleans _____ 6-3 _____ W
Cal State Fullerton _____ 6-4 _____ W
Arizona State _____ 8-4 _____ W
Oklahoma State _____ 13-18 _____ L
Cal State Fullerton _____ 1-3 _____ L

College World Series Runner-up

1985

Arizona _____ 2-1 _____ W
Miami (Fla.) _____ 8-4 _____ W
Mississippi State _____ 12-7 _____ W
Arkansas _____ 8-7 (10) _____ W
Miami (Fla.) _____ 1-2 _____ L
Miami (Fla.) _____ 6-10 _____ L

College World Series Runner-up

1987

Arkansas _____ 13-6 _____ W
Stanford _____ 1-6 _____ L
Florida State _____ 6-4 (10) _____ W
Oklahoma State _____ 6-5 _____ W
Stanford _____ 3-9 _____ L

Third Place

1989

Long Beach State _____ 7-1 _____ W
Miami (Fla.) _____ 12-2 _____ W
LSU _____ 12-7 _____ W
Wichita State _____ 3-5 _____ L

College World Series Runner-up

1992

Oklahoma _____ 15-3 _____ W
Pepperdine _____ 0-7 _____ L
Oklahoma _____ 8-5 _____ W
Pepperdine _____ 4-5 _____ L

Third-Place Tie

1993

Oklahoma State _____ 6-5 _____ W
Wichita State _____ 6-7 _____ L
Oklahoma State _____ 6-7 _____ L

Fifth-Place Tie

2000

LSU _____ 5-13 _____ L
Florida State _____ 2-6 _____ L

Seventh-Place Tie

2002

Rice _____ W _____ 2-1
Stanford _____ 8-7 _____ W
Stanford _____ 6-5 _____ W
South Carolina _____ 12-6 _____ W

College World Series Champions

2003

Miami (Fla.) _____ 13-2 _____ W
Rice _____ 2-12 _____ L
Miami (Fla.) _____ 5-1 _____ W
Rice _____ 4-5 _____ L

Third-Place Tie

2004

Arkansas _____ 13-2 _____ W
Georgia _____ 9-3 _____ W
Georgia _____ 7-6 _____ W
Cal State Fullerton _____ 4-6 _____ L
Cal State Fullerton _____ 2-3 _____ L

College World Series Runner-up

2005

Baylor _____ W _____ 5-1
Tulane _____ W _____ 5-0
Baylor _____ W _____ 4-3
Florida _____ W _____ 4-2
Florida _____ W _____ 6-2

College World Series Champions

2009

Southern Mississippi _____ 7-6 _____ W
Arizona State _____ 10-6 _____ W
Arizona State _____ 4-3 _____ W
LSU _____ 6-7 (10) _____ L
LSU _____ 5-1 _____ W
LSU _____ 4-11 _____ L

College World Series Runner-up

2011

Florida _____ 8-4 _____ L
North Carolina _____ 3-0 _____ L

Seventh-Place Tie

Big 12 schools in italics

College World Series Leaders

WINS	
1. TEXAS	82
2. USC	74
3. Arizona State	61
4. Miami (Fla.)	47
5. Stanford	40
6. Arizona	38
<i>Oklahoma State</i>	38
8. LSU	35
9. Cal State Fullerton	34
10. South Carolina	32
Other Big 12 Schools:	
<i>Oklahoma</i>	15
<i>TCU</i>	3
<i>Baylor</i>	2

GAMES PLAYED	
1. TEXAS	139
2. USC	100
3. Arizona State	99
4. Miami (Fla.)	85
5. <i>Oklahoma State</i>	74
6. Florida State	70
7. Stanford	69
8. Arizona	65
9. Cal State Fullerton	61
10. LSU	57
Other Big 12 Schools:	
<i>Oklahoma</i>	31
<i>Baylor</i>	8
<i>TCU</i>	5
<i>Kansas</i>	2

APPEARANCES	
1. TEXAS	34
2. Miami (Fla.)	23
3. Arizona State	22
4. Florida State	21
5. USC	21
6. <i>Oklahoma State</i>	19
7. Arizona	16
Cal State Fullerton	16
Stanford	16
LSU	16
Other Big 12 Schools:	
<i>Oklahoma</i>	10
<i>Baylor</i>	3
<i>Kansas</i>	1
<i>TCU</i>	1

CONSECUTIVE APPEARANCES	
1. <i>Oklahoma State</i>	7 (1981-87)
2. Miami (Fla.)	6 (1994-99)
Northern Colorado	6 (1957-62)
4. Stanford	5 (1999-03)
TEXAS	5 (1981-85)
Miami (Fla.)	5 (1978-82)
Oklahoma	5 (1972-76)
USC	5 (1970-74)
9. North Carolina	4 (2006-09)
TEXAS	4 (2002-05)
Maine	4 (1981-84)
Arizona State	4 (1975-78)
TEXAS	4 (1972-75)

WINNING PERCENTAGE (MIN. 20 GAMES)

Team	W-L	Pct.	Team	W-L	Pct.
1. USC	74-26	.740	6. LSU	35-22	.614
2. Minnesota	17-7	.708	7. Wichita State	16-11	.593
3. Missouri	18-11	.621	8. TEXAS	82-57	.590
4. Arizona State	61-38	.616	9. Arizona	38-27	.585
5. South Carolina	32-20	.615	10. Stanford	40-29	.580

Texas in the CWS

TEXAS W/L AT CWS

TEXAS vs. (W-L)	TEXAS vs. (W-L)
Alabama	2-0
Arizona	4-1
Arizona State	2-4
Arkansas	3-1
Baylor	2-0
BYU	1-0
Cal State Fullerton	1-3
Colorado State	2-0
Connecticut	2-1
Delaware	1-0
Duke	1-0
Florida	2-1
Florida State	2-3
Georgia	2-0
Georgia Southern	1-0
Holy Cross	0-1
Ithaca College	1-0
James Madison	1-0
Lafayette	2-0
Long Beach State	1-0
LSU	2-3
Miami (Fla.)	5-3
Michigan	4-3
Mississippi	2-0
Mississippi State	2-0
Missouri	0-1
New Orleans	1-0
North Carolina	0-1
North Carolina State	0-1
NYU	0-1
Notre Dame	0-1
Ohio	1-0
Oklahoma	6-0
Oklahoma State	5-4
Oregon State	1-0
Penn State	1-2
Pepperdine	0-3
Rice	1-2
Rutgers	1-1
Santa Clara	0-1
Seton Hall	2-0
South Carolina	3-0
Southern Miss	1-0
St. John's (N.Y.)	1-1
Stanford	3-2
Tufts	1-0
Tulane	1-0
Tulsa	0-1
USC	1-6
Wake Forest	2-0
Washington State	2-1
Western Michigan	0-1
Wichita State	0-3
Total	82-57

Texas National Championship Teams

2005 COLLEGE WORLD SERIES CHAMPIONS



Returning 15 players from a team that went 58-15 and finished in second place at the College World Series (CWS) in 2004, the Longhorns began the 2005 season ranked No. 1.

With high expectations in tow, Texas lived up to its preseason ranking early on by rattling off 16 straight wins, including a three-game sweep of No. 5 Stanford at home, to open the year. Following their first loss of the season at No. 10 Arizona on March 5, the Horns proceeded to win their series with the Wildcats by a 2-1 count, earn a 7-0 victory over No. 9 Rice and post three wins over Purdue to close out their non-conference slate with a 21-1 record.

Big 12 Conference play started with three losses to No. 16 Baylor, but Texas rebounded by winning 13 of its next 15 league tilts, including series wins at No. 4 Nebraska and at Oklahoma State. Also included in that stretch was a 7-6 victory at No. 15 Rice and a three-game sweep of Oklahoma at home that included a no-hitter by redshirt freshman Adrian Alaniz, the 19th in school history.

Despite the surge, the Longhorns dropped three of their final four conference road games and settled for a third-place finish with a 16-10 mark. Texas headed to the Big 12 Tournament in Oklahoma City, Okla., with a number of players unavailable due to injuries. After dropping their opener, the Longhorns responded with wins over Kansas and Oklahoma State to move into the semifinal round. Although they battled toe-to-toe with No. 13 Baylor in the semifinals, the Bears pulled out a one-run victory and eliminated UT from the Big 12 Championship.

With a 45-14 record, the Horns received an at-large bid to the NCAA Tournament. They also gained some time to rest their injured players prior to hosting one of the 16 regional tournaments at Disch-Falk Field, which included Arkansas, Miami (Ohio) and Quinnipiac.

Following an opening-round win over Quinnipiac, the Horns incurred a tough 9-2 loss to Arkansas and faced elimination. With their backs against the wall, Texas posted wins over Miami and the Razorbacks to force a deciding game in the regional against Arkansas. Scoring three unanswered runs between the sixth and eighth innings during the clinching contest, UT broke a 2-2 tie and captured its 30th regional title with a 5-2 win. With the victory, Texas moved on to the super regional round to face No. 8 Mississippi in Oxford, Miss.

Assigned the tough task of having to take two of three games from the Rebels on the road to advance to Omaha, the Longhorns began from behind. Although they held a lead late in the opener, the game was suspended until the next day due to thunderstorms. In the resumption of that contest, Ole Miss put together an improbable four-run seventh off NCBWA Stopper of the Year J. Brent Cox en route to clinching a 6-4 victory.

Facing elimination, Texas had to pull out a victory a few hours later to keep its hopes alive. Riding the arm of Alaniz, who allowed only one run over 6.2 innings, UT built a 3-1 lead heading into the seventh. Buck Cody pitched a scoreless 1.1 frames to move the game to the ninth. The Rebels managed to load the bases with one out against Cox, but the All-American induced a game-ending double play.

The super regional now came down to one final game on June 13. While both teams scored early, the game settled down into a 3-3 tie heading into the bottom of the sixth. Will Crouch hit a solo home run and Robby Hudson added an RBI-single to give UT a 5-3 lead. Ole Miss responded with a run in the eighth, but UT came right back in the bottom of the frame with a run of its own to make it a 6-4 game. Cox came on for the ninth and with two runners on and two outs, he struck out his next batter to send Texas to its 32nd CWS appearance.

Advancing to Omaha for the fifth time in the last six seasons, the Longhorns faced a tough road with Baylor, No. 1 Tulane and Oregon State in their half of the eight-team bracket. In the opener, Texas drew the Bears who the Horns had lost to four straight times during the season.

Getting on track against No. 4 Baylor early, Texas received a first-inning, two-run home run from All-America Seth Johnston. Alaniz and Cox took care of the rest, limiting the Bears to one run on eight hits to seal a 5-1 victory.

Top-ranked Tulane was next on Texas' slate. Handed a 2-0 lead in the top of the first, UT starter Kyle McCulloch scattered six hits over seven innings and fanned seven Green Wave to combine with Cox on a 5-0 win, the Longhorns' first CWS shutout since 1983.

Needing one more win to play for the National Championship, Texas faced Baylor, once again. Trailing 3-2 in the bottom of the eighth, UT plated the tying run when Nick Peoples scored on a sacrifice fly by All-American Drew Stubbs. After a Bears' rally was averted in the top of the ninth on a diving catch by Stubbs that resulted in a double play, Chance Wheelless, who had suffered a shoulder injury earlier in the game, led off the bottom of the inning with a dramatic solo home run to lift Texas to a 4-3 victory.

Playing for the national title for the third time in the last four years, the Horns would now face SEC Champion Florida in a best-of-three showdown to decide the 2005 crown.


In game one, Texas built a 4-0 lead by the fourth, which was more than enough for Alaniz and Cox. The pair combined to allow only two runs on four hits while striking out 11 in a 4-2 victory.

With Florida facing elimination, McCulloch delivered again. While the first-team All-Big 12 hurler held the Gators hitless through the first four innings, the Horns grabbed a 2-0 lead on a RBI-single from David Maroul in the second and an error in the fourth. Two innings later, Wheelless connected on a solo home run in front of a three-run round-tripper by Maroul to give Texas a 6-0 lead. Florida cut the lead to 6-2 in the seventh on a two-run home run, but Randy Boone and Cox worked a combined 2.1 innings of one-hit relief to seal the Horns' sixth National Championship.

Throughout the season, a different Texas player stepped up to lead the way. Accolades for the Horns included three All-Americans, two Freshman All-Americans and 16 All-Big 12 selections in addition to Augie Garrido earning National Coach of the Year for the sixth time in his career. Texas had six players named to the CWS All-Tournament team and six tabbed to the NCAA Austin Regional All-Tournament team. Taylor Teagarden earned the regional's Most Outstanding Player and Maroul picked up that same honor in Omaha.

Texas National Championship Teams

2002 COLLEGE WORLD SERIES CHAMPIONS



Prior to the start of the 2002 season, head coach Augie Garrido hung a list of goals for the upcoming year on the wall of the Longhorns' locker room. The list read as follows: Win the Game, Win the Big 12 Conference, Win the Big 12 Tournament, Win the NCAA Regional, Win the NCAA Super Regional, Win the College World Series. While some of these goals may have seemed lofty at the start, the list revealed a process of development and a perspective to maintain throughout the course of a college baseball season. With their focus set, the Longhorns opened the campaign with a 13-2 overall record, but stumbled out of the gate in Big 12 Conference play with a 2-4 mark. Resilient in their quest for Texas' first-ever Big 12 title, the Horns rebounded by winning 17 of their next 21 conference tilts and following a series sweep over Texas A&M, finished the Big 12 season with a 19-8 record and claimed their first conference crown since 1996.

Texas headed to the conference tournament, at The Ballpark in Arlington, as the league's No. 1 seed. Texas dropped an 8-4 decision to Texas A&M in its tourney opener and had its back against the wall in the double-elimination bracket. With the odds heavily against them, the Horns proved their mettle again with wins over Oklahoma State and Texas A&M and a doubleheader sweep of Oklahoma to reach the title game against Nebraska. Tied 6-6 heading into the top of the 10th inning of the championship game, the Horns plated three runs for a 9-6 win over the Huskers and their first-ever Big 12 Tournament Championship. During its league tournament run, UT set tournament records for home runs (10) and pitcher strikeouts (47).

With two titles in hand, the Longhorns hosted their first NCAA Regional Tournament since 1996. Texas made quick work of the four-team field by claiming a 7-2 victory over Central Connecticut State in their opener and notching consecutive wins over Baylor to advance to the NCAA Super Regional round.

Paired against in-state rival Houston in a best-of-three series at Disch-Falk Field, Texas had to fight from behind as UH stunned the opening-game crowd of 7,209 with a 2-0 victory over the Horns. Never doubting their ability to come back, the Horns responded in game two

with a 17-2 win over the Cougars to even the series at 1-1. In a winner-take-all game, UT earned a 5-2 win for the super regional title and its NCAA-record 29th CWS appearance.

In their CWS opener vs. Rice, who they had defeated twice during the season, the Longhorns posted a hard-fought 2-1 victory, giving UT its first CWS win since 1993 and the first-ever CWS victory for a Big 12 Conference school. Texas drew Stanford in the winner's bracket and pulled off an 8-7 triumph over the Cardinal, putting the Horns within one game of the championship game.

Stanford survived its elimination game, setting up a rematch between the Horns and the CWS runner-up in each of the past two seasons. The Cardinal jumped out early in this matchup, but Texas fought back and snapped a 5-5 tie in the top of the seventh with a solo home run from junior Dustin Majewski for its third one-run victory of the CWS and its first berth in the National Championship Game since 1989.

Facing South Carolina in the title game (a rematch of the 1975 national title game that UT won 5-1), Texas sent All-America left-hander Justin Simmons to the mound. After the Gamecocks took a 1-0 lead in the top of the first, the Horns jumped in front by a score of 4-2 at the end of two full frames before establishing a 7-2 advantage after a three-run home run from senior Chris Carmichael in the fifth. South Carolina pulled within 8-6 by scoring two runs in both the seventh and eighth innings, but UT answered with four more runs in the bottom of the eighth and freshman Huston Street recorded the final five outs to close out the 12-6 win and give Texas its first national title since 1983.

Street earned the CWS Most Outstanding Player Award after posting a CWS-record four saves. Simmons, Majewski and sophomores Tim Moss and Omar Quintanilla were named to the CWS All-Tournament Team. A school-record 11 Longhorns garnered All-Big 12 accolades and four others picked up All-America recognition. Finishing with a 57-15 mark Texas was led by more than just a few select individuals. The 2002 Longhorns won with teamwork and unselfishness as each player on its roster came through with big plays and clutch performances to help UT win each of the five championships that it set out to claim at the beginning of the year.

Texas National Championship Teams

1983 COLLEGE WORLD SERIES CHAMPIONS



Some seasons are called “storybook” in the clichés of sports, and some are just beyond that. For Texas, the 1983 season still ranks in another category.

The Longhorns won their fourth national championship—their second under head coach Cliff Gustafson—in five straight games at Omaha. The championship season, however, was one where UT kept dodging bullets on the way to the throne.

Texas faced elimination in the six-team regional, and then had to come from behind to win in four of its five College World Series (CWS) games.

It was Gustafson’s “ragtag” army ... a team that won hearts as well as games. Texas finished 66-14, playing and winning more games than any team in school history.

The Longhorns did it with the traditional Gustafson mainstays: great pitching and defense. Texas led the nation in pitching with a 2.72 staff ERA and finished fourth in team fielding with a .966 percentage.

Pitcher Calvin Schiraldi was named an All-American with a 14-2 record, and he and teammates Roger Clemens (13-5) and Mike Capel (13-1) all ranked in the nation’s top 10 in victories.

Texas claimed its 56th Southwest Conference title with an 18-3 record, seizing the title in the next-to-last league series of the year.

In big moments, Texas was superb, but at other times it was not. That was the interesting enigma that was the 1983 team; it could lose a doubleheader to an unknown non-conference foe and then sweep a series against such impressive opponents as Cal State Fullerton and Arizona State.

Its heroes were many and varied. First baseman Jose Tolentino hit .339, collected 67 hits and drove in 73 runs, while Kirk Killingsworth appeared in 30 games as a reliever and had a 12-3 record. In the team’s 66 wins, 16 different players delivered game-winning blows.

The club faced elimination two games into the six-team regional at Disch-Falk Field, but bounced back to beat Tulane and Pan American and toppled Mississippi State twice to advance to Omaha.

At the CWS, Texas defeated James Madison in the opener and came from behind to defeat Oklahoma State, Alabama and Michigan before scoring a 4-3 championship victory over Alabama.

By winning the College World Series in five straight games, the Longhorns became only the 10th team in NCAA history to go through the Series unbeaten.

1975 COLLEGE WORLD SERIES CHAMPIONS



It was the kind of season of which national championships are made, so it was not all that unlikely when Texas and Cliff Gustafson won the NCAA College World Series and returned the national title to UT for the first time in 25 years.

Records fell and the national championship pennant went up as the Longhorns recorded a 59-6 mark, which included a Southwest Conference record of 23-1.

In what was expected to be the toughest SWC race in years, Texas opened with a come-from-behind, extra-inning win over Houston and then stormed through the league. Only a bottom-of-the-ninth homer by Texas A&M in the season’s finale kept UT from becoming the conference’s first unbeaten team since 1946.

It was Texas’ 50th SWC title in the league’s 60 years of competition and it served as the launching pad for the Horns to sweep through the South Central Regional against South Alabama, Louisiana Tech and Pan American.

While the hitters were battling their way to records, the pitchers were chalking up a school-record 16 shutouts. Jim Gideon, who closed his Texas career with a record 40 victories, and Keith Moreland, who set numerous hitting standards, were both named All-Americans for the second time.

Another pair of stars stole the limelight as Texas claimed the national crown in Omaha. Stealing the show were sophomore Mickey Reichenbach, who was the Series’ Most Outstanding Player with a .455 batting average, three doubles and a home run, and Richard Wortham, who was named to the All-Tournament pitching staff after blitzing South Carolina, 5-1, in the championship game.

Texas began the College World Series (CWS) with a 4-2 win over Oklahoma, but a 5-2 loss to Arizona State dropped the team into the loser’s bracket. On the brink of elimination, the Longhorn hitters came to life, posting a .363 batting average in wins over Seton Hall (12-10) and South Carolina (17-6).


With three teams left in the Series—Texas, Arizona State and South Carolina—it was time to draw for the bye to the championship game. Texas trainer Spanky Stephens, who had started as a student trainer and had made every trip to Omaha, picked the envelope for the Longhorns. Texas received its long-awaited break as Arizona State and South Carolina had to play the elimination game.

South Carolina knocked off Arizona State, 4-1, to set up the showdown between Gustafson, who rose through a storied career as a Texas high school coach to become one of the nation’s premier collegiate coaches, and Bobby Richardson, who made his way to college coaching after being an All-Star second baseman for the New York Yankees.

The tone was set early as Reichenbach hit a two-run home run in the third inning to stake Texas to a 3-0 lead. Wortham limited the Gamecocks to four hits while fanning nine batters to secure the win. Following the victory, the Longhorns returned to a cheering crowd in a packed Austin airport, bringing with them the CWS title.

Texas National Championship Teams

1950 COLLEGE WORLD SERIES CHAMPIONS



Front Row (L-R): Frank J. Womack, Frank F. Kana, Al Joe Hunt, Ed Kneuper Jr., Jack G. Webb, Robert F. Brock, Charles P. Gorin.
Back Row: Charles E. Munson, Manager William H. Blocker, James F. Ehrler, James M. Shamblin, Thomas B. Hamilton, Murray W. Wall, Don A. Russell, Assistant Trainer Jack Jones, Head Coach Bibb Falk.

1949 COLLEGE WORLD SERIES CHAMPIONS



Front Row (L-R): Robert F. Brock, Sigmund I. Wachalter, Frank J. Womack, Murray W. Wall, James F. Ehrler, Kal H. Segrist, W.E. Risenhoover Jr. Back Row: Assistant Trainer Jack Jones, Manager George W. Patterson Jr., Frank F. Kana, Eddie Burrows, Stuart Benson, Charles P. Gorin, Head Coach Bibb Falk.
Not pictured: Ben Thompkins, Guss Vance Hrcncir.

2014 Texas Longhorns Baseball
Overall Statistics for Texas Longhorns (as of Jun 02, 2014)
(All games Sorted by Batting avg)

Record: 41-19 Home: 21-10 Away: 13-6 Neutral: 7-3 Big 12: 13-11

Player	avg	gp-gs	ab	r	h	2b	3b	hr	rbi	tb	slg%	bb	hp	so	gdp	ob%	sf	sh	sb-att	po	a	e	fld%
2 Payton, Mark	.318	60-60	217	30	69	15	5	1	36	97	.447	53	5	22	5	.460	1	5	19-20	152	2	1	.994
9 Hinojosa, C.J	.293	60-60	215	27	63	12	0	1	31	78	.363	27	3	31	3	.372	5	16	3-5	94	171	15	.946
8 Marlow, Brooks	.284	60-60	236	39	67	11	3	3	19	93	.394	44	2	31	2	.399	1	9	4-6	118	188	2	.994
50 Gurwitz, Zane	.279	54-52	183	24	51	9	0	2	26	66	.361	13	1	32	0	.328	1	7	9-9	42	92	13	.912
1 Barrera, Tres	.277	58-56	213	30	59	13	2	5	34	91	.427	19	6	30	7	.351	1	4	0-0	283	33	6	.981
14 Johnson, Ben	.271	60-60	221	43	60	10	3	6	32	94	.425	29	10	41	0	.374	5	10	20-20	127	4	2	.985
4 Shaw, Collin	.259	54-49	170	20	44	4	1	0	22	50	.294	21	6	34	0	.353	4	11	13-18	87	4	1	.989
42 Clemens, Kacy	.216	58-56	185	20	40	4	0	1	17	47	.254	36	0	43	1	.344	0	7	0-0	553	24	5	.991

35 Carter, Madison	.362	35-26	94	24	34	5	0	1	11	42	.447	11	1	17	4	.434	0	13	3-5	0	2	0	1.000
12 Felts, Jacob	.214	19-13	56	4	12	1	1	0	6	15	.268	3	0	6	4	.254	0	2	0-0	1	0	0	1.000
33 Montalbano, Jeremy	.171	26-23	82	5	14	6	0	0	4	20	.244	1	3	12	0	.209	0	5	0-0	88	7	0	1.000
11 Silver, Alex	.125	4-1	8	4	1	0	0	0	1	1	.125	2	0	1	0	.300	0	0	0-0	24	1	1	.962
5 McGuire, Andy	.113	22-22	71	6	8	1	0	0	7	9	.127	7	2	14	1	.210	1	5	1-2	13	34	4	.922
38 Culbreth, Ty	.000	2-2	6	0	0	0	0	0	0	0	.000	0	0	0	0	.000	0	0	0-0	0	7	0	1.000
48 Marlow, Ty	.000	1-0	0	0	0	0	0	0	0	0	.000	0	0	0	0	.000	0	0	0-0	0	1	0	1.000
7 Hall, Weston	.000	8-0	0	2	0	0	0	0	0	0	.000	0	0	0	0	.000	0	0	0-0	1	0	0	1.000
Totals	.267	60	1957	278	522	91	15	20	246	703	.359	266	39	314	27	.363	19	94	72-85	1612	675	60	.974
Opponents	.227	60	1937	177	439	62	6	6	146	531	.274	207	37	349	46	.312	10	54	33-48	1565	651	69	.970

LOB - Team (532), Opp (457). DPs turned - Team (62), Opp (40). CI - Team (1), Barrera 1.

(All games Sorted by Earned run avg)

Player	era	w-l	app	gs	cg	sho	sv	ip	h	r	er	bb	so	2b	3b	hr	b/avg	wp	hp	bk	sfa	sha	
36 Thornhill, Nathan	1.49	7-2	18	13	1	0/5	2	90.2	63	16	15	34	56	7	0	2	.201	4	2	0	1	4	
32 Peters, Dillon	2.13	7-3	13	13	0	0/3	0	80.1	72	24	19	21	53	10	0	0	.247	9	8	0	2	12	
24 French, Parker	2.62	5-5	17	14	0	0/3	1	89.1	77	41	26	37	59	13	0	0	.238	4	12	0	4	13	
34 Schiraldi, Lukas	4.08	7-3	13	13	0	0/1	0	64.0	58	33	29	39	35	6	2	0	.246	8	2	0	1	8	

29 Malmin, Jon	0.00	0-0	2	0	0	0/1	0	2.1	2	0	0	2	1	0	0	0	.200	1	0	0	0	0	
48 Marlow, Ty	0.00	0-0	2	0	0	0/0	0	2.0	2	0	0	0	0	0	0	0	.286	0	0	0	0	0	
27 Duke, Travis	0.36	2-1	25	0	0	0/1	0	25.0	18	2	1	7	22	2	0	0	.200	0	3	2	1	1	
31 Hollingsworth, Chad	1.36	3-0	24	1	1	0/3	2	46.1	30	10	7	13	23	3	3	0	.191	1	4	0	1	6	
38 Culbreth, Ty	1.98	2-0	20	0	0	0/0	0	27.1	16	8	6	18	20	2	0	1	.176	0	1	1	0	2	
43 Curtiss, John	2.23	2-2	23	1	0	0/3	8	36.1	26	10	9	13	28	3	0	0	.200	2	2	1	0	4	
41 Cooper, Morgan	3.00	4-2	27	1	0	0/2	3	51.0	46	21	17	8	36	10	1	3	.238	6	0	3	0	3	
28 Goins, Blake	3.38	1-0	7	4	0	0/1	0	10.2	10	4	4	8	7	0	0	0	.244	1	3	0	0	0	
30 Sawyer, Josh	5.59	1-0	7	0	0	0/1	0	9.2	14	6	6	6	8	4	0	0	.333	3	0	0	0	0	
15 Peters, Justin	7.71	0-1	3	0	0	0/0	0	2.1	5	2	2	1	1	2	0	0	.455	0	0	0	0	1	
Totals	2.36	41-19	60	60	2	10/10	16	537.1	439	177	141	207	349	62	6	6	.227	39	37	7	10	54	
Opponents	3.86	19-41	60	60	3	3/3	7	521.2	522	278	224	266	314	91	15	20	.267	41	39	8	19	94	

PB - Team (8), Barrera 7, Montalbano 1, Opp (8). Pickoffs - Team (2), French 1, Barrera 1, Opp (9).

2014 Texas Longhorns Baseball
Conference statistics for Texas Longhorns (as of May 18, 2014)
(Big 12 games only Sorted by Batting avg)

Record: 13-11 Home: 5-7 Away: 8-4 Big 12: 13-11

Player	avg	gp-gs	ab	r	h	2b	3b	hr	rbi	tb	slg%	bb	hp	so	gdp	ob%	sf	sh	sb-att	po	a	e	fld%		
35 Carter, Madison	.444	18-15	54	17	24	3	0	1	8	30	.556	7	1	8	2	.516	0	6	3-4	0	0	0	.000		
1 Barrera, Tres	.308	24-24	91	16	28	7	0	5	18	50	.549	10	5	12	2	.406	0	2	0-0	136	20	4	.975		
9 Hinojosa, C.J	.301	24-24	93	12	28	5	0	1	11	36	.387	8	2	18	1	.362	2	2	1-2	36	61	11	.898		
8 Marlow, Brooks	.276	24-24	105	15	29	9	1	2	8	46	.438	13	0	15	2	.356	0	2	2-2	53	69	1	.992		
50 Gurwitz, Zane	.273	24-23	88	7	24	4	0	1	14	31	.352	4	0	16	0	.304	0	4	2-2	21	59	4	.952		
14 Johnson, Ben	.252	24-24	103	14	26	6	1	2	8	40	.388	6	5	16	0	.325	0	4	7-7	52	1	2	.964		
2 Payton, Mark	.247	24-24	97	10	24	8	0	0	12	32	.330	16	2	9	2	.365	0	1	8-8	60	0	0	1.000		
4 Shaw, Collin	.244	24-24	86	8	21	3	0	0	8	24	.279	11	2	16	0	.343	0	7	5-8	45	2	1	.979		
42 Clemens, Kacy	.225	23-21	71	6	16	2	0	1	9	21	.296	14	0	16	1	.353	0	1	0-0	211	7	1	.995		

12 Felts, Jacob	.200	6-3	15	1	3	0	0	0	2	3	.200	2	0	2	1	.294	0	0	0-0	0	0	0	.000		
11 Silver, Alex	.167	2-1	6	2	1	0	0	0	1	1	.167	1	0	1	0	.286	0	0	0-0	16	1	1	.944		
33 Montalbano, Jeremy	.143	5-4	14	0	2	0	0	0	1	2	.143	0	1	5	0	.200	0	0	0-0	11	3	0	1.000		
5 McGuire, Andy	.100	3-3	10	0	1	0	0	0	0	1	.100	0	0	1	1	.100	0	1	0-0	1	0	0	1.000		
38 Culbreth, Ty	.000	2-2	6	0	0	0	0	0	0	0	.000	0	0	0	0	.000	0	0	0-0	0	3	0	1.000		
7 Hall, Weston	.000	4-0	0	1	0	0	0	0	0	0	.000	0	0	0	0	.000	0	0	0-0	0	0	0	.000		
Totals	.271	24	839	109	227	47	2	13	100	317	.378	92	18	135	12	.354	2	30	28-33	652	280	29	.970		
Opponents	.239	24	795	87	190	31	2	3	69	234	.294	82	22	138	20	.326	2	28	17-24	650	277	24	.975		

LOB - Team (222), Opp (190). DPs turned - Team (26), Opp (16).

(Big 12 games only Sorted by Earned run avg)

Player	era	w-l	app	gs	cg	sho	sv	ip	h	r	er	bb	so	2b	3b	hr	b/avg	wp	hp	bk	sfa	sha	
36 Thornhill, Nathan	2.09	2-2	8	8	1	0/2	0	47.1	35	12	11	15	32	5	0	2	.211	2	2	0	0	3	
32 Peters, Dillon	2.55	4-2	7	7	0	0/1	0	42.1	38	14	12	13	36	6	0	0	.241	7	6	0	0	6	
24 French, Parker	3.56	2-3	8	8	0	0/1	0	43.0	43	25	17	23	18	7	0	0	.270	2	9	0	2	7	
41 Cooper, Morgan	4.00	1-2	12	0	0	0/1	1	27.0	26	14	12	5	20	5	0	1	.250	4	0	0	0	2	

27 Duke, Travis	0.00	1-0	8	0	0	0/0	0	5.2	3	0	0	1	6	0	0	0	.158	0	0	0	0	0	
30 Sawyer, Josh	0.00	0-0	1	0	0	0/0	0	3.0	2	0	0	1	0	1	0	0	.200	0	0	0	0	0	
31 Hollingsworth, Chad	1.74	1-0	13	0	0	0/2	1	20.2	19	6	4	6	11	2	2	0	.253	1	2	0	0	4	
43 Curtiss, John	2.79	1-1	11	0	0	0/2	3	19.1	17	6	6	7	14	3	0	0	.233	2	2	1	0	3	
38 Culbreth, Ty	3.86	1-0	6	0	0	0/0	0	7.0	3	5	3	9	1	0	0	0	.150	0	1	1	0	2	
34 Schiraldi, Lukas	13.50	0-1	1	1	0	0/0	0	2.0	4	5	3	2	0	2	0	0	.364	1	0	0	0	1	
Totals	2.82	13-11	24	24	1	4/4	5	217.1	190	87	68	82	138	31	2	3	.239	19	22	2	2	28	
Opponents	3.57	11-13	24	24	1	2/2	6	216.2	227	109	86	92	135	47	2	13	.271	13	18	2	2	30	

PB - Team (4), Barrera 3, Montalbano 1, Opp (3). Pickoffs - Team (0), Opp (2).

2014 Texas Longhorns Baseball
Overall Statistics for Texas Longhorns (as of May 25, 2014)
(Home games Sorted by Batting avg)

Record: 21-10 Home: 21-10 Away: 0-0 Big 12: 5-7

Player	avg	gp-gs	ab	r	h	2b	3b	hr	rbi	tb	slg%	bb	hp	so	gdp	ob%	sf	sh	sb-att	po	a	e	fld%	
2 Payton, Mark	.343	31-31	102	14	35	4	4	0	18	47	.461	31	3	8	4	.504	1	3	10-11	66	2	0	1.000	
14 Johnson, Ben	.294	31-31	102	27	30	3	2	3	13	46	.451	17	7	13	0	.422	2	7	12-12	63	1	1	.985	
50 Gurwitz, Zane	.276	28-26	87	14	24	4	0	0	13	28	.322	6	1	11	0	.330	0	4	3-3	19	48	5	.931	
8 Marlow, Brooks	.250	31-31	116	18	29	3	0	0	8	32	.276	25	0	15	0	.380	1	4	3-4	60	93	0	1.000	
9 Hinojosa, C.J	.250	31-31	104	13	26	6	0	0	18	32	.308	14	1	14	2	.336	3	10	3-4	52	79	2	.985	
1 Barrera, Tres	.248	30-28	105	12	26	6	1	1	14	37	.352	7	2	15	2	.307	0	2	0-0	161	22	2	.989	
4 Shaw, Collin	.221	29-25	77	6	17	2	1	0	12	21	.273	15	2	16	0	.354	2	4	4-6	43	1	0	1.000	
42 Clemens, Kacy	.174	29-29	86	11	15	3	0	0	4	18	.209	21	0	22	0	.336	0	4	0-0	287	16	2	.993	

35 Carter, Madison	.227	12-7	22	5	5	1	0	0	2	6	.273	3	0	5	0	.320	0	6	1-1	0	0	0	.000	
12 Felts, Jacob	.200	14-11	45	2	9	1	1	0	6	12	.267	2	0	4	3	.234	0	1	0-0	1	0	0	1.000	
33 Montalbano, Jeremy	.163	16-14	49	5	8	4	0	0	3	12	.245	1	1	6	0	.196	0	3	0-0	45	4	0	1.000	
5 McGuire, Andy	.122	13-13	41	3	5	1	0	0	5	6	.146	5	2	8	1	.245	1	1	1-2	9	21	1	.968	
38 Culbreth, Ty	.000	2-2	6	0	0	0	0	0	0	0	.000	0	0	0	0	.000	0	0	0-0	0	3	0	1.000	
11 Silver, Alex	.000	2-0	2	2	0	0	0	0	0	0	.000	1	0	0	0	.333	0	0	0-0	8	0	0	1.000	
7 Hall, Weston	.000	6-0	0	1	0	0	0	0	0	0	.000	0	0	0	0	.000	0	0	0-0	1	0	0	1.000	
48 Marlow, Ty	.000	1-0	0	0	0	0	0	0	0	0	.000	0	0	0	0	.000	0	0	0-0	0	1	0	1.000	
Totals	.243	31	944	133	229	38	9	4	116	297	.315	148	19	137	12	.353	10	49	37-43	831	350	19	.984	
Opponents	.222	31	978	86	217	32	4	3	76	266	.272	104	21	193	22	.308	6	36	14-23	776	326	32	.972	

LOB - Team (261), Opp (229). DPs turned - Team (28), Opp (16). CI - Team (1), Barrera 1.

(Home games Sorted by Earned run avg)

Player	era	w-l	app	gs	cg	sho	sv	ip	h	r	er	bb	so	2b	3b	hr	b/avg	wp	hp	bk	sfa	sha
24 French, Parker	2.22	3-2	8	7	0	0/2	0	44.2	34	13	11	17	34	4	0	0	.218	1	7	0	1	6
32 Peters, Dillon	2.51	3-2	7	7	0	0/0	0	43.0	45	16	12	11	30	7	0	0	.281	6	4	0	2	8
36 Thornhill, Nathan	2.64	4-2	9	6	0	0/2	0	44.1	29	13	13	17	27	4	0	2	.193	1	2	0	1	4
34 Schiraldi, Lukas	5.05	4-2	7	7	0	0/1	0	35.2	31	20	20	21	24	2	2	0	.240	4	2	0	1	6

27 Duke, Travis	0.00	2-0	13	0	0	0/1	0	12.2	7	1	0	2	14	1	0	0	.163	0	3	1	1	1
29 Malmin, Jon	0.00	0-0	2	0	0	0/1	0	2.1	2	0	0	2	1	0	0	0	.200	1	0	0	0	0
48 Marlow, Ty	0.00	0-0	2	0	0	0/0	0	2.0	2	0	0	0	0	0	0	0	.286	0	0	0	0	0
43 Curtiss, John	0.60	0-0	13	1	0	0/2	5	15.0	9	1	1	5	12	1	0	0	.180	0	1	0	0	3
31 Hollingsworth, Chad	0.84	1-0	14	0	0	0/2	1	21.1	12	2	2	5	14	0	2	0	.179	1	0	0	0	5
28 Goins, Blake	1.08	1-0	5	3	0	0/1	0	8.1	5	1	1	7	4	0	0	0	.172	0	2	0	0	0
38 Culbreth, Ty	1.50	0-0	13	0	0	0/0	0	18.0	8	4	3	7	9	2	0	1	.143	0	0	0	0	1
41 Cooper, Morgan	2.49	2-2	12	0	0	0/0	2	21.2	20	8	6	4	15	7	0	0	.238	1	0	2	0	2
15 Peters, Justin	4.50	0-0	2	0	0	0/0	0	2.0	3	1	1	1	1	1	0	0	.333	0	0	0	0	0
30 Sawyer, Josh	9.00	1-0	5	0	0	0/1	0	6.0	10	6	6	5	8	3	0	0	.357	3	0	0	0	0
Totals	2.47	21-10	31	31	0	5/5	8	277.0	217	86	76	104	193	32	4	3	.222	18	21	3	6	36
Opponents	3.76	10-21	31	31	2	2/2	5	258.2	229	133	108	148	137	38	9	4	.243	27	19	4	10	49

PB - Team (4), Barrera 4, Opp (4). Pickoffs - Team (0), Opp (3).

2014 Texas Longhorns Baseball
Game Results for Texas Longhorns (as of Jun 04, 2014)
(All games)

Date	Opponent	Score	Inns	Overall	Big 12	Pitcher of record	Attend	Time
Feb 14, 2014	at California	L 0-7	9	0-1-0	0-0-0	French (L 0-1)	825	3:02
Feb 15, 2014	at California-1	L 1-2	9	0-2-0	0-0-0	J. Peters (L 0-1)	831	2:26
Feb 15, 2014	at California-2	w 6-2	9	1-2-0	0-0-0	Schiraldi (W 1-0)	913	2:54
Feb 16, 2014	at California	w 5-0	9	2-2-0	0-0-0	Thornhill (W 1-0)	1231	2:25
Feb 18, 2014	TEXAS A&M - CC	w 10-0	8	3-2-0	0-0-0	Sawyer (W 1-0)	4901	2:33
Feb 21, 2014	STANFORD	w 9-3	9	4-2-0	0-0-0	French (W 1-1)	5929	2:53
Feb 22, 2014	STANFORD	w 4-3	9	5-2-0	0-0-0	Thornhill (W 2-0)	7044	2:43
Feb 23, 2014	STANFORD	L 5-11	8	5-3-0	0-0-0	Schiraldi (L 1-1)	6437	3:20
Feb 25, 2014	UTPA	w 2-1	(11)	6-3-0	0-0-0	Thornhill (W 3-0)	4598	3:33
Feb 28, 2014	vs #10 Rice	w 2-0	9	7-3-0	0-0-0	D. Peters (W 1-0)	5958	2:34
Mar 01, 2014	vs Houston Cougars	w 3-2	9	8-3-0	0-0-0	French (W 2-1)	7839	2:37
Mar 02, 2014	vs Sam Houston State	w 3-2	9	9-3-0	0-0-0	Cooper (W 1-0)	6046	3:00
Mar 04, 2014	VALPARAISO	w 7-1	9	10-3-0	0-0-0	Goins (W 1-0)	4551	2:34
Mar 07, 2014	HAWAII	w 3-2	9	11-3-0	0-0-0	Duke (W 1-0)	4915	2:17
Mar 08, 2014	HAWAII	L 1-6	7	11-4-0	0-0-0	D. Peters (L 1-1)	5131	1:58
Mar 08, 2014	HAWAII-2	w 3-2	9	12-4-0	0-0-0	Cooper (W 2-0)	5131	2:18
Mar 09, 2014	HAWAII	w 4-1	9	13-4-0	0-0-0	Schiraldi (W 2-1)	4761	2:24
Mar 11, 2014	at Texas State	w 6-3	9	14-4-0	0-0-0	Culbreth (W 1-0)	2603	2:47
* Mar 14, 2014	KANSAS	L 2-3	9	14-5-0	0-1-0	French (L 2-2)	5639	2:44
* Mar 15, 2014	KANSAS	w 2-1	9	15-5-0	1-1-0	D. Peters (W 2-1)	5772	2:15
* Mar 16, 2014	KANSAS	L 1-6	9	15-6-0	1-2-0	Cooper (L 2-1)	5142	2:48
Mar 18, 2014	DALLAS BAPTIST	w 5-0	9	16-6-0	1-2-0	Schiraldi (W 3-1)	4813	2:34
Mar 21, 2014	COLUMBIA	w 7-3	9	17-6-0	1-2-0	D. Peters (W 3-1)	4910	2:47
Mar 22, 2014	COLUMBIA-1	w 6-1	9	18-6-0	1-2-0	French (W 3-2)	5489	2:40
Mar 22, 2014	COLUMBIA-2	w 11-0	9	19-6-0	1-2-0	Thornhill (W 4-0)	5489	2:31
Mar 25, 2014	TEXAS STATE	w 5-1	9	20-6-0	1-2-0	Schiraldi (W 4-1)	5163	2:31
* Mar 28, 2014	at #24 Texas Tech	w 11-1	9	21-6-0	2-2-0	French (W 4-2)	4206	2:48
* Mar 29, 2014	at #24 Texas Tech	L 4-8	9	21-7-0	2-3-0	D. Peters (L 3-2)	4353	2:35
* Mar 30, 2014	at #24 Texas Tech	w 5-2	(12)	22-7-0	3-3-0	Curtiss (W 1-0)	3992	3:53
Apr 1, 2014	at #12 Rice	w 5-2	9	23-7-0	3-3-0	Schiraldi (W 5-1)	4778	3:19
* Apr 04, 2014	BAYLOR	w 5-4	9	24-7-0	4-3-0	Duke (W 2-0)	5868	3:18
* Apr 05, 2014	BAYLOR	w 6-3	9	25-7-0	5-3-0	D. Peters (W 4-2)	6854	3:10
* Apr 06, 2014	BAYLOR	w 4-0	9	26-7-0	6-3-0	Thornhill (W 5-0)	5597	2:51
Apr 08, 2014	#21 RICE	L 2-7	9	26-8-0	6-3-0	Schiraldi (L 5-2)	5907	3:00
* Apr 11, 2014	at #26 Oklahoma	w 10-8	(10)	27-8-0	7-3-0	Cooper (W 3-1)	2011	3:24
* Apr 12, 2014	at #26 Oklahoma	w 7-2	9	28-8-0	8-3-0	D. Peters (W 5-2)	4102	2:48
* Apr 13, 2014	at #26 Oklahoma	w 8-1	9	29-8-0	9-3-0	Thornhill (W 6-0)	1156	4:38
Apr 15, 2014	UT - ARLINGTON	w 10-2	9	30-8-0	9-3-0	Hollingswrth (W 1-0)	5083	2:46
* Apr 17, 2014	TEXAS CHRISTIAN	L 0-3	9	30-9-0	9-4-0	French (L 4-3)	5435	2:53
* Apr 18, 2014	TEXAS CHRISTIAN	L 0-2	9	30-10-0	9-5-0	D. Peters (L 5-3)	6757	3:02
* Apr 19, 2014	TEXAS CHRISTIAN	L 1-3	9	30-11-0	9-6-0	Thornhill (L 6-1)	7535	3:11
Apr 22, 2014	UTPA	w 5-4	9	31-11-0	9-6-0	Cooper (W 4-1)	4792	3:41
* Apr 25, 2014	#21 OKLAHOMA STATE	w 3-0	9	32-11-0	10-6-0	French (W 5-3)	6230	2:20
* Apr 26, 2014	#21 OKLAHOMA STATE	L 1-2	9	32-12-0	10-7-0	Cooper (L 4-2)	6388	3:17
* Apr 27, 2014	#21 OKLAHOMA STATE	L 3-8	9	32-13-0	10-8-0	Thornhill (L 6-2)	6247	2:53
Apr 29, 2014	PRAIRIE VIEW A&M	w 6-3	9	33-13-0	10-8-0	Schiraldi (W 6-2)	4881	2:32
* May 02, 2014	at West Virginia	L 3-5	9	33-14-0	10-9-0	French (L 5-4)	1552	2:42
* May 03, 2014	at West Virginia	w 2-0	9	34-14-0	11-9-0	Hollingswrth (W 2-0)	1624	2:37
* May 04, 2014	at West Virginia	L 6-12	9	34-15-0	11-10-0	Schiraldi (L 6-3)	2237	2:41
* May 16, 2014	at K-State	w 12-0	9	35-15-0	12-10-0	D. Peters (W 6-3)	2674	2:47
* May 17, 2014	at K-State	L 4-5	9	35-16-0	12-11-0	Curtiss (L 1-1)	2997	2:58
* May 18, 2014	at K-State	w 9-8	(10)	36-16-0	13-11-0	Culbreth (W 2-0)	2811	3:52
May 21, 2014	vs #21 Texas Tech	w 8-3	9	37-16-0	13-11-0	Schiraldi (W 7-3)	5947	2:50
May 22, 2014	vs #7 Oklahoma State	w 3-0	9	38-16-0	13-11-0	D. Peters (W 7-3)	4941	2:33
May 24, 2014	vs #7 Oklahoma State	L 1-3	9	38-17-0	13-11-0	Curtiss (L 1-2)	5707	2:48
May 24, 2014	vs #7 Oklahoma State	L 4-6	9	38-18-0	13-11-0	French (L 5-5)	4581	5:50
May 30, 2014	vs Texas A&M	w 8-1	9	39-18-0	13-11-0	Thornhill (W 7-2)	6603	2:45
May 31, 2014	at #12 Rice	w 3-2	(11)	40-18-0	13-11-0	Curtiss (W 2-2)	5199	3:27
Jun 01, 2014	vs Texas A&M	L 2-3	9	40-19-0	13-11-0	Duke (L 2-1)	5011	3:01
Jun 02, 2014	vs Texas A&M	w 4-1	9	41-19-0	13-11-0	Hollingswrth (W 3-0)	6825	2:58

* = Conference game

() extra inning game

2014 Texas Longhorns Baseball
Team Game-by-Game for Texas Longhorns (as of Jun 04, 2014)
Batting (All games)

Date	Opponent	ab	r	h	rbi	2b	3b	hr	tb	bb	ibb	sb	cs	hbp	sac	sf	gdp	k	po	a	e	lob	avg
Feb 14	at California	33	0	8	0	1	0	0	9	1	0	0	0	0	1	0	1	5	24	12	5	8	.242
Feb 15	at California	32	1	9	1	1	0	0	10	1	0	0	0	0	2	1	1	9	24	12	1	8	.262
Feb 15	at California	32	6	6	5	0	0	1	9	6	0	1	0	0	2	0	0	2	27	10	0	7	.237
Feb 16	at California	32	5	8	5	0	1	1	13	4	0	0	0	0	1	1	1	3	27	17	0	6	.240
Feb 18	TEXAS A&M - CC	33	10	11	5	1	1	0	14	1	0	2	2	3	1	1	0	6	24	10	1	6	.259
Feb 21	STANFORD	34	9	13	9	3	1	0	18	4	0	0	0	0	2	1	1	7	27	10	0	8	.281
Feb 22	STANFORD	30	4	6	2	0	1	0	8	7	0	1	1	0	1	0	0	2	27	15	0	8	.270
Feb 23	STANFORD	30	5	7	4	1	1	0	10	9	0	1	0	0	0	1	2	1	24	13	0	11	.266
Feb 25	UTPA	31	2	4	2	0	0	0	4	8	0	0	1	1	2	1	0	4	33	16	0	9	.251
Feb 28	vs Rice	26	2	6	2	2	0	0	8	3	0	2	0	0	4	0	0	8	27	10	1	7	.249
Mar 01	vs Houston Cougars	29	3	4	2	1	0	0	5	1	0	0	0	0	1	0	0	8	27	12	2	4	.240
Mar 02	vs Sam Houston State	31	3	10	3	1	0	0	11	6	1	0	0	2	4	1	0	2	27	10	3	14	.247
Mar 04	VALPARAISO	33	7	9	7	1	0	0	10	4	0	2	0	0	2	0	0	3	27	10	0	8	.249
Mar 07	HAWAII	32	3	9	3	1	1	0	12	1	0	0	0	0	1	0	0	8	27	13	1	7	.251
Mar 08	HAWAII	24	1	2	1	0	0	0	2	4	0	0	0	0	0	0	0	2	21	10	2	6	.242
Mar 08	HAWAII	30	3	7	3	0	1	0	9	4	0	2	0	0	1	0	0	7	27	13	0	8	.242
Mar 09	HAWAII	29	4	8	3	0	0	0	8	8	0	3	0	0	3	0	1	1	27	8	0	12	.244
Mar 11	at Texas State	33	6	9	5	0	2	1	16	1	0	1	1	1	1	2	0	8	27	7	1	5	.245
*Mar 14	KANSAS	31	2	6	2	2	0	0	8	2	0	0	0	0	1	0	1	5	27	11	0	5	.243
*Mar 15	KANSAS	29	2	5	1	0	0	0	5	0	0	1	1	0	0	0	0	4	27	12	1	3	.239
*Mar 16	KANSAS	32	1	6	1	3	0	0	9	2	1	0	0	0	1	0	0	4	27	14	1	7	.237
Mar 18	DALLAS BAPTIST	30	5	10	5	2	1	0	14	5	0	1	0	2	3	0	0	6	27	13	0	11	.241
Mar 21	COLUMBIA	35	7	13	6	3	1	0	18	3	1	1	0	0	1	0	1	4	27	9	1	8	.248
Mar 22	COLUMBIA	27	6	6	5	0	0	0	6	6	0	0	0	2	3	0	0	3	27	12	0	8	.247
Mar 22	COLUMBIA	34	11	13	9	4	0	0	17	7	0	2	0	1	2	2	0	4	27	14	0	11	.253
Mar 25	TEXAS STATE	30	5	10	5	2	0	1	15	5	0	0	0	0	3	1	0	5	27	10	0	10	.256
*Mar 28	at Texas Tech	43	11	16	11	4	0	1	23	5	0	1	0	4	0	0	0	8	27	12	0	14	.262
*Mar 29	at Texas Tech	39	4	15	4	2	0	1	20	4	0	2	0	0	1	0	2	5	24	11	2	13	.267
*Mar 30	at Texas Tech	48	5	13	4	2	0	1	18	6	1	3	1	1	1	0	0	10	36	17	1	15	.267
Apr 1	at Rice	35	5	10	4	1	0	0	11	8	0	1	0	0	1	2	1	7	27	11	0	14	.268
*Apr 04	BAYLOR	33	5	6	4	3	0	0	9	4	0	3	0	0	2	0	0	6	27	17	1	8	.265
*Apr 05	BAYLOR	30	6	12	6	4	0	0	16	2	0	0	0	1	4	2	0	2	27	9	1	9	.269
*Apr 06	BAYLOR	29	4	7	4	1	0	0	8	7	0	0	1	0	3	0	0	2	27	10	0	11	.268
Apr 08	RICE	25	2	1	2	0	0	0	1	7	0	1	0	2	0	0	3	7	27	11	1	5	.263
*Apr 11	at Oklahoma	37	10	11	9	4	0	1	18	8	0	1	0	1	2	0	1	7	30	9	4	8	.264
*Apr 12	at Oklahoma	36	7	10	7	0	0	0	10	4	0	2	0	1	1	0	0	5	27	13	1	8	.264
*Apr 13	at Oklahoma	43	8	15	6	5	1	1	25	3	0	0	0	2	0	0	0	6	27	13	0	13	.268
Apr 15	UT - ARLINGTON	28	10	8	9	1	1	1	14	8	0	3	0	2	3	1	0	4	27	10	2	8	.268
*Apr 17	TEXAS CHRISTIAN	30	0	4	0	1	0	0	5	1	0	1	0	0	1	0	0	13	27	12	2	5	.265
*Apr 18	TEXAS CHRISTIAN	32	0	4	0	0	0	0	4	3	0	0	0	1	0	0	0	10	27	5	0	9	.261
*Apr 19	TEXAS CHRISTIAN	32	1	9	1	0	0	0	9	2	0	0	0	1	1	0	2	5	27	11	0	8	.262
Apr 22	UTPA	32	5	9	4	1	0	1	13	8	0	2	0	1	1	0	0	5	27	10	1	13	.262
*Apr 25	OKLAHOMA STATE	27	3	7	3	0	0	0	7	7	0	2	0	1	2	0	1	0	27	12	0	10	.262
*Apr 26	OKLAHOMA STATE	28	1	2	1	0	0	0	2	8	0	1	0	0	1	0	0	4	27	13	1	9	.258
*Apr 27	OKLAHOMA STATE	37	3	9	3	2	0	1	14	3	0	3	0	1	0	0	0	3	27	7	2	11	.258
Apr 29	PRAIRIE VIEW A&M	27	6	6	6	2	0	0	8	8	0	5	0	0	4	0	0	0	27	10	1	9	.257
*May 02	at West Virginia	37	3	11	3	1	0	0	12	1	0	3	0	0	1	0	0	11	24	12	5	9	.258
*May 03	at West Virginia	30	2	6	2	1	0	0	7	1	0	0	0	2	3	0	1	4	27	13	1	7	.257
*May 04	at West Virginia	37	6	12	5	3	0	0	15	4	0	1	0	0	2	0	2	5	24	15	3	10	.259
*May 16	at K-State	42	12	19	11	4	1	2	31	5	0	0	0	0	1	0	1	4	27	9	0	9	.264
*May 17	at K-State	35	4	8	4	3	0	1	14	3	0	0	0	0	1	0	0	7	25	11	0	8	.263
*May 18	at K-State	42	9	14	8	2	0	4	28	7	2	4	2	2	1	0	1	5	30	12	3	13	.265
May 21	vs Texas Tech	39	8	13	6	4	0	0	17	3	0	5	0	1	0	0	0	4	27	9	1	8	.266
May 22	vs Oklahoma State	30	3	8	3	0	0	0	8	4	1	2	0	1	2	0	0	6	27	14	1	10	.266
May 24	vs Oklahoma State	28	1	6	1	1	0	0	7	4	0	0	1	0	3	0	0	7	24	10	1	7	.265
May 24	vs Oklahoma State	32	4	9	4	1	1	0	12	10	0	0	0	0	2	0	0	6	27	11	0	13	.266
May 30	vs Texas A&M	32	8	11	7	2	0	1	16	2	0	0	1	0	1	0	2	4	27	6	0	3	.267
May 31	at Rice	44	3	14	3	5	0	0	19	2	2	1	0	1	1	1	0	8	33	10	0	13	.268
Jun 01	vs Texas A&M	29	2	4	2	1	0	0	5	5	0	1	0	0	2	0	0	9	24	7	3	7	.266
Jun 02	vs Texas A&M	27	4	8	3	1	0	0	9	6	0	4	1	1	3	1	1	4	27	10	2	10	.267
Totals		1957	278	522	246	91	15	20	703	266	9	72	13	39	94	19	27	314	1612	675	60	532	.267

2014 Texas Longhorns Baseball
Team Game-by-Game for Texas Longhorns (as of Jun 04, 2014)
Pitching (All games)

Date	Opponent	ip	h	r	er	bb	so	2b	3b	hr	wp	bk	hbp	dp	ibb	score	w-l	sv	era
Feb 14	at California	8.0	10	7	1	3	6	2	0	0	1	0	2	1	0	0-7	0-1	0	1.12
Feb 15	at California	8.0	7	2	1	2	1	1	0	0	0	0	0	1	0	1-2	0-2	0	1.12
Feb 15	at California	9.0	6	2	2	5	6	1	0	0	0	0	0	1	0	6-2	1-2	0	1.44
Feb 16	at California	9.0	4	0	0	3	3	0	0	0	0	0	0	1	0	5-0	2-2	0	1.06
Feb 18	TEXAS A&M - CC	8.0	7	0	0	4	6	1	0	0	2	0	1	1	0	10-0	3-2	0	0.86
Feb 21	STANFORD	9.0	9	3	3	2	11	1	0	0	0	1	1	0	0	9-3	4-2	0	1.24
Feb 22	STANFORD	9.0	10	3	3	2	3	2	0	0	0	0	0	2	0	4-3	5-2	0	1.50
Feb 23	STANFORD	8.0	11	11	11	8	6	3	1	1	1	1	2	2	0	5-11	5-3	0	2.78
Feb 25	UTPA	11.0	10	1	1	5	6	2	0	0	0	0	0	1	0	2-1	6-3	0	2.51
Feb 28	vs Rice	9.0	6	0	0	1	8	1	0	0	0	0	0	1	0	2-0	7-3	1	2.25
Mar 01	vs Houston Cougars	9.0	9	2	1	2	7	1	0	0	0	0	0	0	0	3-2	8-3	2	2.13
Mar 02	vs Sam Houston State	9.0	8	2	1	3	8	0	1	0	1	0	0	1	0	3-2	9-3	2	2.04
Mar 04	VALPARAISO	9.0	4	1	1	6	7	0	0	0	2	0	0	0	0	7-1	10-3	2	1.96
Mar 07	HAWAII	9.0	5	2	1	6	7	0	0	0	0	0	0	1	0	3-2	11-3	3	1.89
Mar 08	HAWAII	7.0	7	6	4	1	5	1	0	0	1	0	2	0	0	1-6	11-4	3	2.06
Mar 08	HAWAII	9.0	3	2	2	4	5	0	0	0	0	0	0	1	0	3-2	12-4	3	2.06
Mar 09	HAWAII	9.0	4	1	1	3	3	0	0	0	1	0	0	2	0	4-1	13-4	4	1.99
Mar 11	at Texas State	9.0	7	3	3	3	10	0	0	0	1	0	0	0	0	6-3	14-4	5	2.05
*Mar 14	KANSAS	9.0	10	3	3	3	6	0	0	0	1	0	2	1	0	2-3	14-5	5	2.10
*Mar 15	KANSAS	9.0	6	1	1	1	4	1	0	0	0	0	0	0	0	2-1	15-5	6	2.05
*Mar 16	KANSAS	9.0	6	6	5	6	6	1	0	0	1	0	2	0	1	1-6	15-6	6	2.19
Mar 18	DALLAS BAPTIST	9.0	2	0	0	3	4	0	0	0	0	0	2	3	0	5-0	16-6	6	2.09
Mar 21	COLUMBIA	9.0	12	3	1	4	2	4	0	0	1	1	0	1	0	7-3	17-6	7	2.04
Mar 22	COLUMBIA	9.0	6	1	1	5	7	2	0	0	0	0	0	2	0	6-1	18-6	7	2.00
Mar 22	COLUMBIA	9.0	5	0	0	1	4	0	0	0	0	0	0	1	0	11-0	19-6	7	1.91
Mar 25	TEXAS STATE	9.0	2	1	1	3	8	0	0	0	0	0	0	0	0	5-1	20-6	7	1.88
*Mar 28	at Texas Tech	9.0	7	1	1	2	2	0	0	0	0	0	1	2	0	11-1	21-6	7	1.85
*Mar 29	at Texas Tech	8.0	11	8	6	3	3	2	0	0	3	0	2	1	0	4-8	21-7	7	2.00
*Mar 30	at Texas Tech	12.0	8	2	2	6	8	1	0	0	2	1	1	2	1	5-2	22-7	7	1.98
Apr 1	at Rice	9.0	7	2	2	3	3	0	0	0	3	0	0	2	0	5-2	23-7	8	1.98
*Apr 04	BAYLOR	9.0	8	4	4	6	6	1	1	0	1	0	2	2	0	5-4	24-7	8	2.05
*Apr 05	BAYLOR	9.0	8	3	2	1	12	2	0	0	1	0	0	0	0	6-3	25-7	9	2.05
*Apr 06	BAYLOR	9.0	3	0	0	2	4	1	0	0	0	0	0	0	0	4-0	26-7	9	1.98
Apr 08	RICE	9.0	13	7	7	5	4	1	0	0	2	0	1	2	0	2-7	26-8	9	2.13
*Apr 11	at Oklahoma	10.0	9	8	3	3	6	3	0	0	1	0	0	1	0	10-8	27-8	10	2.15
*Apr 12	at Oklahoma	9.0	8	2	2	4	4	2	0	0	0	0	0	1	0	7-2	28-8	10	2.15
*Apr 13	at Oklahoma	9.0	5	1	1	1	6	1	0	0	0	0	0	1	0	8-1	29-8	10	2.11
Apr 15	UT - ARLINGTON	9.0	6	2	2	3	4	1	0	0	0	0	1	1	0	10-2	30-8	10	2.11
*Apr 17	TEXAS CHRISTIAN	9.0	6	3	2	4	5	1	0	0	0	0	2	2	0	0-3	30-9	10	2.11
*Apr 18	TEXAS CHRISTIAN	9.0	9	2	2	2	8	1	1	0	0	0	0	0	0	0-2	30-10	10	2.11
*Apr 19	TEXAS CHRISTIAN	9.0	7	3	3	2	8	3	0	0	1	0	1	0	0	1-3	30-11	10	2.13
Apr 22	UTPA	9.0	10	4	3	4	9	1	0	0	0	0	0	1	0	5-4	31-11	11	2.15
*Apr 25	OKLAHOMA STATE	9.0	2	0	0	3	5	0	0	0	0	0	0	0	0	3-0	32-11	12	2.10
*Apr 26	OKLAHOMA STATE	9.0	8	2	1	2	8	1	0	0	3	0	2	0	0	1-2	32-12	12	2.07
*Apr 27	OKLAHOMA STATE	9.0	10	8	8	4	9	0	0	2	0	0	0	1	0	3-8	32-13	12	2.21
Apr 29	PRAIRIE VIEW A&M	9.0	8	3	3	3	12	1	1	0	0	0	0	1	0	6-3	33-13	13	2.22
*May 02	at West Virginia	8.0	11	5	4	4	2	1	0	0	1	0	1	3	0	3-5	33-14	13	2.27
*May 03	at West Virginia	9.0	11	0	0	2	4	0	0	0	0	0	0	2	0	2-0	34-14	14	2.22
*May 04	at West Virginia	8.0	14	12	8	4	0	4	0	1	3	0	1	3	0	6-12	34-15	14	2.34
*May 16	at K-State	9.0	0	0	0	4	9	0	0	0	0	0	2	1	0	12-0	35-15	14	2.30
*May 17	at K-State	8.1	12	5	4	3	7	2	0	0	1	0	1	1	0	4-5	35-16	14	2.33
*May 18	at K-State	10.0	11	8	6	10	6	3	0	0	0	1	2	2	1	9-8	36-16	14	2.40
May 21	vs Texas Tech	9.0	8	3	3	6	4	1	1	0	0	0	0	2	0	8-3	37-16	15	2.41
May 22	vs Oklahoma State	9.0	5	0	0	1	5	1	0	0	0	0	0	1	0	3-0	38-16	16	2.36
May 24	vs Oklahoma State	8.0	7	3	3	5	4	0	0	0	1	0	0	1	1	1-3	38-17	16	2.38
May 24	vs Oklahoma State	9.0	8	6	6	3	3	1	0	2	0	1	1	0	1	4-6	38-18	16	2.45
May 30	vs Texas A&M	9.0	7	1	1	3	9	1	0	0	1	0	0	1	0	8-1	39-18	16	2.42
May 31	at Rice	11.0	6	2	2	2	10	1	0	0	1	0	0	0	0	3-2	40-18	16	2.40
Jun 01	vs Texas A&M	8.0	8	3	2	7	9	0	0	0	1	1	0	1	0	2-3	40-19	16	2.40
Jun 02	vs Texas A&M	9.0	2	1	0	5	3	0	0	0	0	0	2	0	0	4-1	41-19	16	2.36
Totals		537.1	439	177	141	207	349	62	6	6	39	7	37	62	5	278-177	41-19	16	2.36

2014 Texas Longhorns Baseball
Games Summary for Texas Longhorns (as of Jun 03, 2014)
(All games)

Score by innings	1	2	3	4	5	6	7	8	9	EX	Total
Texas Longhorns	33	32	26	38	36	34	26	26	18	9	278
Opponents	15	31	26	16	28	12	14	20	14	1	177

Record when ...

Overall	41-19	After 6 leading	33-4
Conference	13-11 trailing	5-14
Non-Conference	28-8 tied	3-1
Home games	21-10	After 7 leading	33-3
Away games	13-6 trailing	3-14
Neutral site	7-3 tied	5-1
Day games	16-11	After 8 leading	34-1
Night games	25-8 trailing	2-15
vs Left starter	14-10 tied	4-1
vs Right starter	27-9		
1-Run games	11-5	Hit 0 home runs	28-16
2-Run games	3-5	... 1 home run	11-3
5+Run games	14-7	... 2+ home runs	2-0
Extra innings	5-0		
Shutouts	10-3	Opponent 0 home runs	41-15
	 1 home run	0-2
	 2+ HRs	0-2
Scoring 0-2 runs	4-12		
..... 3-5 runs	18-6		
..... 6-9 runs	13-1	Made 0 errors	20-6
..... 10+ runs	6-0 1 error	15-5
	 2+ errors	6-8
Opponent 0-2 runs	30-3		
..... 3-5 runs	9-7	Opp. made 0 errors	12-8
..... 6-9 runs	2-7 1 error	15-6
..... 10+ runs	0-2 2+ errors	14-5
Scored in 1st inning	20-2	Out-hit opponent	30-4
Opp. scored in 1st	7-4	Out-hit by opponent	8-13
Scores first	28-7	Hits are tied	3-2
Opp. scores first	13-12		

Record when team scores:

Runs	0	1	2	3	4	5	6	7	8	9	10+
W-L	0-3	0-6	4-3	7-2	4-3	7-1	5-1	3-0	3-0	2-0	6-0

Record when opponent scores:

Runs	0	1	2	3	4	5	6	7	8	9	10+
W-L	10-0	10-0	10-3	7-5	2-0	0-2	0-3	0-2	2-2	0-0	0-2

Record when leading after:

Inn.	1	2	3	4	5	6	7	8
W-L	18-1	19-3	20-3	30-3	31-3	33-4	33-3	34-1

Record when trailing after:

Inn.	1	2	3	4	5	6	7	8
W-L	5-4	9-10	7-12	5-10	6-12	5-14	3-14	2-15

Record when tied after:

Inn.	1	2	3	4	5	6	7	8
W-L	18-14	13-6	14-4	6-6	4-4	3-1	5-1	4-1

Current winning streak: 1
 Longest winning streak: 6
 Longest losing streak: 3

Home attendance : 173389 (31 dates avg = 5593)
 Away attendance : 109553 (29 dates avg = 3777)
 Total attendance: 282942 (60 dates avg = 4715)

2014 Texas Longhorns Baseball
Miscellaneous Stats for Texas Longhorns (as of Jun 04, 2014)
(All games)

Multiple Hit Games	2	3	4	5+	Total
2 Payton, Mark	15	5	1	-	21
9 Hinojosa, C.J	15	4	-	-	19
8 Marlow, Brooks	14	-	3	-	17
50 Gurwitz, Zane	13	2	1	-	16
14 Johnson, Ben	15	1	-	-	16
4 Shaw, Collin	13	1	-	-	14
1 Barrera, Tres	8	5	1	-	14
35 Carter, Madison	5	4	-	-	9
42 Clemens, Kacy	7	1	-	-	8
33 Montalbano, Jerem	2	1	-	-	3
12 Felts, Jacob	2	-	-	-	2
TEAM	109	24	6	0	139

Multiple RBI Games	2	3	4	5+	Total
2 Payton, Mark	6	4	-	-	10
9 Hinojosa, C.J	7	1	-	-	8
14 Johnson, Ben	5	2	-	-	7
1 Barrera, Tres	4	2	1	-	7
50 Gurwitz, Zane	3	2	-	-	5
42 Clemens, Kacy	2	2	-	-	4
4 Shaw, Collin	2	1	-	-	3
35 Carter, Madison	2	-	-	-	2
5 McGuire, Andy	2	-	-	-	2
8 Marlow, Brooks	2	-	-	-	2
33 Montalbano, Jerem	1	-	-	-	1
12 Felts, Jacob	1	-	-	-	1
TEAM	37	14	1	0	52

Hitting Streaks	Longest	Current
35 Carter, Madison	14	14
8 Marlow, Brooks	10	1
2 Payton, Mark	9	-
1 Barrera, Tres	9	1
14 Johnson, Ben	8	-
9 Hinojosa, C.J	7	2
42 Clemens, Kacy	6	1
50 Gurwitz, Zane	5	1
33 Montalbano, Jerem	4	-
4 Shaw, Collin	4	-
12 Felts, Jacob	4	-
5 McGuire, Andy	3	-
11 Silver, Alex	1	1

Reached Base Streaks	Longest	Current
2 Payton, Mark	60	60
1 Barrera, Tres	16	5
4 Shaw, Collin	14	-
35 Carter, Madison	14	14
8 Marlow, Brooks	12	1
9 Hinojosa, C.J	12	5
50 Gurwitz, Zane	11	1
42 Clemens, Kacy	10	1
14 Johnson, Ben	9	-
33 Montalbano, Jerem	4	-
12 Felts, Jacob	4	-
5 McGuire, Andy	4	-
11 Silver, Alex	2	1

2014 Texas Longhorns Baseball
Season Game Highs for Texas Longhorns (as of Jun 04, 2014)
(All games)

TEAM GAME HIGHS

Batting

At bats:	48	-	at Texas Tech (Mar 30, 2014)
Runs scored:	12	-	at K-State (May 16, 2014)
Hits:	19	-	at K-State (May 16, 2014)
RBIs:	11	-	at Texas Tech (Mar 28, 2014)
	11	-	at K-State (May 16, 2014)
Doubles:	5	-	at Oklahoma (Apr 13, 2014)
	5	-	at Rice (May 31, 2014)
Triples:	2	-	at Texas State (Mar 11, 2014)
Home runs:	4	-	at K-State (May 18, 2014)
Total bases:	31	-	at K-State (May 16, 2014)
Walks:	10	-	vs Oklahoma State (May 24, 2014 at Oklahoma City, Okla.)
Strikeouts:	13	-	vs Texas Christian (Apr 17, 2014)
Sac hits:	4	-	(4 times)
Sac flies:	2	-	(4 times)
Stolen bases:	5	-	vs Prairie View A&M (Apr 29, 2014)
	5	-	vs Texas Tech (May 21, 2014 at Oklahoma City, Okla.)
Hit by pitch:	4	-	at Texas Tech (Mar 28, 2014)
Caught stealing:	2	-	vs Texas A&M - CC (Feb 18, 2014)
	2	-	at K-State (May 18, 2014)
Runners LOB:	15	-	at Texas Tech (Mar 30, 2014)
Hit into DP:	3	-	vs Rice (Apr 08, 2014)
	3	-	vs Texas Christian (Apr 19, 2014)

Fielding

Putouts:	36	-	at Texas Tech (Mar 30, 2014)
Assists:	17	-	at California (Feb 16, 2014)
	17	-	at Texas Tech (Mar 30, 2014)
	17	-	vs Baylor (Apr 04, 2014)
Errors:	5	-	at California (Feb 14, 2014)
	5	-	at West Virginia (May 02, 2014)
Passed balls:	2	-	vs Hawaii (Mar 08, 2014)
DPs turned:	3	-	vs Dallas Baptist (Mar 18, 2014)
	3	-	at West Virginia (May 02, 2014)
	3	-	at West Virginia (May 04, 2014)

Pitching

Innings pitched:	12.0	-	at Texas Tech (Mar 30, 2014)
Runs allowed:	12	-	at West Virginia (May 04, 2014)
Earned runs:	11	-	vs Stanford (Feb 23, 2014)
Walks allowed:	10	-	at K-State (May 18, 2014)
Strikeouts:	12	-	vs Baylor (Apr 05, 2014)
	12	-	vs Prairie View A&M (Apr 29, 2014)
Hits allowed:	14	-	at West Virginia (May 04, 2014)
Doubles allowed:	4	-	vs Columbia (Mar 21, 2014)
	4	-	at West Virginia (May 04, 2014)
Triples allowed:	1	-	(6 times)
Homers allowed:	2	-	vs Oklahoma State (Apr 27, 2014)
	2	-	vs Oklahoma State (May 24, 2014 at Oklahoma City, Okla.)

2014 Texas Longhorns Baseball
Season Game Highs for Texas Longhorns (as of Jun 04, 2014)
(All games)

INDIVIDUAL GAME HIGHS

Batting

At bats:	6	-	(12 times)
Runs scored:	4	-	Johnson, Ben vs UT - Arlington (Apr 15, 2014)
Hits:	4	-	(6 times)
RBIs:	4	-	Barrera, Tres vs UT - Arlington (Apr 15, 2014)
Doubles:	3	-	Payton, Mark at Oklahoma (Apr 13, 2014)
Triples:	1	-	(15 times)
Home runs:	2	-	Barrera, Tres at K-State (May 18, 2014)
Total bases:	9	-	Marlow, Brooks at Texas Tech (Mar 28, 2014)
	9	-	Barrera, Tres at K-State (May 18, 2014)
Walks:	4	-	Payton, Mark vs UT - Arlington (Apr 15, 2014)
Strikeouts:	4	-	Johnson, Ben at Rice (May 31, 2014)
Sac hits:	2	-	(6 times)
Sac flies:	2	-	Johnson, Ben at Texas State (Mar 11, 2014)
	2	-	Hinojosa, C.J vs Baylor (Apr 05, 2014)
Stolen bases:	3	-	Johnson, Ben vs Prairie View A&M (Apr 29, 2014)
Hit by pitch:	2	-	Barrera, Tres at Texas Tech (Mar 28, 2014)
	2	-	Johnson, Ben vs Rice (Apr 08, 2014)
Caught stealing:	1	-	(13 times)
Runners LOB:	6	-	Clemens, Kacy vs Stanford (Feb 23, 2014)

Fielding

Putouts:	16	-	Clemens, Kacy at California (Feb 16, 2014)
Assists:	7	-	Marlow, Brooks at California (Feb 16, 2014)
Errors:	3	-	Hinojosa, C.J at West Virginia (May 02, 2014)
Passed balls:	2	-	Barrera, Tres vs Hawaii (Mar 08, 2014)

Pitching

Innings pitched:	9.0	-	Thornhill, Nathan at Oklahoma (Apr 13, 2014)
	9.0	-	Hollingsworth, Chad vs Texas A&M (Jun 02, 2014 at Houston, Texas)
Runs allowed:	8	-	French, Parker at Oklahoma (Apr 11, 2014)
Earned runs:	7	-	Schiraldi, Lukas vs Rice (Apr 08, 2014)
	7	-	Thornhill, Nathan vs Oklahoma State (Apr 27, 2014)
Walks allowed:	5	-	Culbreth, Ty at K-State (May 18, 2014)
	5	-	Schiraldi, Lukas vs Texas Tech (May 21, 2014 at Oklahoma City, Okla.)
	5	-	Hollingsworth, Chad vs Texas A&M (Jun 02, 2014 at Houston, Texas)
Strikeouts:	9	-	Peters, Dillon vs Baylor (Apr 05, 2014)
Hits allowed:	10	-	Schiraldi, Lukas vs Rice (Apr 08, 2014)
Doubles allowed:	3	-	Cooper, Morgan vs Columbia (Mar 21, 2014)
	3	-	French, Parker at Oklahoma (Apr 11, 2014)
Triples allowed:	1	-	(6 times)
Homers allowed:	2	-	Thornhill, Nathan vs Oklahoma State (Apr 27, 2014)
	2	-	Cooper, Morgan vs Oklahoma State (May 24, 2014 at Oklahoma City,
Wild pitches:	3	-	Peters, Dillon at Texas Tech (Mar 29, 2014)
	3	-	Peters, Dillon vs Oklahoma State (Apr 26, 2014)
Hit batters:	2	-	(11 times)

2014 Texas Longhorns Baseball
Individual Game-by-Game for Texas Longhorns (as of Jun 04, 2014)

#14 Johnson, Ben - 60 games (All games)

Date	Opponent	Pos	AB	R	H	RBI	2B	3B	HR	BB	SB	CS	HBP	SAC	SF	GDP	K	PO	A	E	Avg
Feb 14	at California	*of	4	0	0	0	0	0	0	0	0	0	0	0	0	0	1	0	0	0	.000
Feb 15	at California-1	*of	3	0	1	1	0	0	0	0	0	0	0	0	1	0	0	1	0	0	.143
Feb 15	at California-2	*of	4	0	1	1	0	0	0	0	0	0	0	0	0	0	0	3	0	0	.182
Feb 16	at California	*of/of	2	0	0	0	0	0	0	2	0	0	0	0	0	0	1	3	0	0	.154
Feb 18	TEXAS A&M - CC	*of	3	2	1	0	0	0	0	0	1	0	1	0	0	0	1	2	0	0	.188
Feb 21	STANFORD	*of	4	2	1	0	1	0	0	0	0	0	0	0	0	0	1	2	0	0	.200
Feb 22	STANFORD	*of	2	1	1	0	0	1	0	2	0	0	0	0	0	0	0	2	0	0	.227
Feb 23	STANFORD	*of	2	2	1	0	0	1	0	2	0	0	0	0	0	0	0	1	0	0	.250
Feb 25	UTPA	*of	2	0	0	1	0	0	0	1	0	0	0	0	1	0	0	4	0	0	.231
Feb 28	vs Rice	*of	3	0	2	1	1	0	0	0	1	0	0	0	0	0	0	3	0	0	.276
Mar 01	vs Houston Cougars	*of	3	0	0	1	0	0	0	0	0	0	0	0	0	0	1	1	0	0	.250
Mar 02	vs Sam Houston State	*of	3	0	0	0	0	0	0	2	0	0	0	0	0	0	1	3	2	0	.229
Mar 04	VALPARAISO	*of	3	2	2	2	0	0	0	1	1	0	0	0	0	0	0	4	0	0	.263
Mar 07	HAWAII	*of	4	0	0	0	0	0	0	0	0	0	0	0	0	0	2	1	0	0	.238
Mar 08	HAWAII	*of	3	0	0	0	0	0	0	0	0	0	0	0	0	0	0	0	0	0	.222
Mar 08	HAWAII-2	*of	1	1	0	0	0	0	0	2	1	0	0	1	0	0	1	5	0	0	.217
Mar 09	HAWAII	*of	4	0	1	0	0	0	0	0	0	0	0	0	0	0	0	5	0	0	.220
Mar 11	at Texas State	*of	3	2	2	3	0	0	1	0	0	0	0	0	2	0	0	0	0	0	.245
Mar 14	KANSAS	*of	4	0	1	0	1	0	0	0	0	0	0	0	0	0	0	1	0	0	.246
Mar 15	KANSAS	*of	4	1	1	0	0	0	0	0	0	0	0	0	0	0	0	1	0	0	.246
Mar 16	KANSAS	*of	4	1	2	0	0	0	0	0	0	0	0	0	0	0	1	0	0	0	.262
Mar 18	DALLAS BAPTIST	*of	4	1	0	0	0	0	0	0	1	0	0	1	0	0	1	1	0	0	.246
Mar 21	COLUMBIA	*of	4	0	1	1	0	0	0	0	0	0	0	1	0	0	0	2	1	0	.247
Mar 22	COLUMBIA-1	*of	2	1	1	0	0	0	0	2	0	0	1	0	0	0	0	1	0	0	.253
Mar 22	COLUMBIA-2	*of	3	1	2	2	0	0	0	0	0	0	0	1	1	0	1	3	0	0	.269
Mar 25	TEXAS STATE	*of	4	2	2	1	0	0	1	1	0	0	0	0	0	0	1	3	0	0	.280
Mar 28	at Texas Tech	*of	5	1	1	0	0	0	0	0	0	0	1	0	0	0	1	1	0	0	.276
Mar 29	at Texas Tech	*of	4	0	2	1	0	0	0	1	0	0	0	0	0	0	0	2	0	0	.286
Mar 30	at Texas Tech	*of	6	2	3	1	1	0	1	1	0	0	0	0	0	0	0	4	0	0	.299
Apr 1	at Rice	*of	5	0	2	0	0	0	0	0	1	0	0	0	0	0	0	3	0	0	.304
Apr 04	BAYLOR	*of	5	0	0	0	0	0	0	0	0	0	0	0	0	0	1	1	0	0	.290
Apr 05	BAYLOR	*of	2	1	1	0	0	0	0	0	0	0	1	2	0	0	0	2	0	1	.294
Apr 06	BAYLOR	*of	5	1	1	0	0	0	0	0	0	0	0	0	0	0	0	3	0	0	.289
Apr 08	RICE	*of	1	0	1	1	0	0	0	1	1	0	2	0	0	0	0	1	0	0	.296
Apr 11	at Oklahoma	*of	4	2	1	1	1	0	0	1	1	0	1	0	0	0	1	4	0	1	.294
Apr 12	at Oklahoma	*of	4	1	1	0	0	0	0	1	1	0	0	0	0	0	0	2	0	0	.293
Apr 13	at Oklahoma	*of	5	0	1	2	0	1	0	0	0	0	1	0	0	0	1	2	0	0	.289
Apr 15	UT - ARLINGTON	*of	3	4	2	3	0	0	1	1	1	0	1	0	0	0	0	2	0	0	.298
Apr 17	TEXAS CHRISTIAN	*of	4	0	0	0	0	0	0	0	0	0	0	0	0	0	1	0	0	0	.289
Apr 18	TEXAS CHRISTIAN	*of	3	0	1	0	0	0	0	1	0	0	0	0	0	0	1	2	0	0	.290
Apr 19	TEXAS CHRISTIAN	*of	3	0	0	0	0	0	0	0	0	0	0	1	0	0	0	2	0	0	.284
Apr 22	UTPA	*of	3	1	2	2	0	0	1	2	1	0	0	0	0	0	0	2	0	0	.292
Apr 25	OKLAHOMA STATE	*of	4	0	0	0	0	0	0	0	0	0	0	0	0	0	0	4	0	0	.284
Apr 26	OKLAHOMA STATE	*of	4	0	1	0	0	0	0	0	0	0	0	0	0	0	1	2	0	0	.283
Apr 27	OKLAHOMA STATE	*of	4	1	2	0	0	0	0	0	2	0	1	0	0	0	0	3	0	0	.288
Apr 29	PRAIRIE VIEW A&M	*of	4	2	2	0	1	0	0	1	3	0	0	0	0	0	0	1	0	0	.294
May 02	at West Virginia	*of	5	0	2	1	1	0	0	0	2	0	0	0	0	0	2	2	0	0	.297
May 03	at West Virginia	*of	4	0	0	0	0	0	0	0	0	0	0	0	0	0	0	3	0	0	.290
May 04	at West Virginia	*of	5	1	1	0	0	0	0	0	1	0	0	0	0	0	2	3	0	0	.287
May 16	at K-State	*	5	0	2	1	1	0	0	1	0	0	0	0	0	0	2	3	0	0	.291
May 17	at K-State	*	5	1	1	0	1	0	0	0	0	0	0	0	0	0	2	3	1	0	.288
May 18	at K-State	*	5	1	1	1	0	0	1	0	0	0	1	0	0	0	0	2	0	0	.286
May 21	vs Texas Tech	*	5	3	2	2	0	0	0	0	0	1	0	0	0	0	1	0	0	0	.289
May 22	vs Oklahoma State	*	4	0	0	0	0	0	0	0	0	0	0	0	0	0	3	1	0	0	.283
May 24	vs Oklahoma State	*of	4	0	1	1	0	0	0	0	0	0	0	0	0	0	1	2	0	0	.282
May 24	vs Oklahoma State	*	2	0	0	0	0	0	0	2	0	0	1	0	0	0	1	1	0	0	.279
May 30	vs Texas A&M	*of	3	2	1	0	0	0	0	0	1	0	0	0	0	0	0	4	0	0	.280
May 31	at Rice	*of	6	0	1	0	0	0	0	0	0	0	0	0	0	0	4	5	0	0	.277
Jun 01	vs Texas A&M	*of	4	0	1	1	1	0	0	0	0	0	0	0	0	0	2	1	0	0	.276
Jun 02	vs Texas A&M	*of	4	0	0	0	0	0	0	0	0	0	0	1	0	0	1	2	0	0	.271
Totals		60gs	221	43	60	32	10	3	6	29	20	0	10	10	5	0	41	127	4	2	.271

On base pct. .374 • Slugging pct. .425

2014 Texas Longhorns Baseball
Individual Game-by-Game for Texas Longhorns (as of Jun 04, 2014)

#8 Marlow, Brooks - 60 games (All games)

Date	Opponent	Pos	AB	R	H	RBI	2B	3B	HR	BB	SB	CS	HBP	SAC	SF	GDP	K	PO	A	E	Avg
Feb 14	at California	*2b	4	0	1	0	0	0	0	0	0	0	0	0	0	0	0	1	3	0	.250
Feb 15	at California-1	*2b	4	0	1	0	0	0	0	0	0	0	0	0	0	0	0	2	6	1	.250
Feb 15	at California-2	*2b	3	1	0	0	0	0	0	1	0	0	0	1	0	0	0	2	2	0	.182
Feb 16	at California	*2b	4	1	1	1	0	0	0	1	0	0	0	0	0	0	1	1	7	0	.200
Feb 18	TEXAS A&M - CC	*2b	5	1	2	1	0	0	0	0	1	0	0	0	0	0	1	3	2	0	.250
Feb 21	STANFORD	*2b	4	2	1	1	0	0	0	1	0	0	0	0	0	0	1	2	4	0	.250
Feb 22	STANFORD	*2b	3	1	1	0	0	0	0	2	0	0	0	0	0	0	0	3	5	0	.259
Feb 23	STANFORD	*2b	3	0	1	1	0	0	0	1	0	0	0	0	1	0	0	2	4	0	.267
Feb 25	UTPA	*2b	5	0	2	0	0	0	0	0	0	1	0	0	0	0	1	2	4	0	.286
Feb 28	vs Rice	*2b	3	0	0	0	0	0	0	0	0	0	0	1	0	0	0	1	3	0	.263
Mar 01	vs Houston Cougars	*2b	4	1	1	0	0	0	0	0	0	0	0	0	0	0	2	3	0	0	.262
Mar 02	vs Sam Houston State	*2b	2	0	1	0	0	0	0	1	0	0	1	1	0	0	0	2	4	0	.273
Mar 04	VALPARAISO	*2b	3	0	2	0	0	0	0	2	0	0	0	0	0	0	0	1	1	0	.298
Mar 07	HAWAII	*2b	4	0	1	0	0	0	0	0	0	0	0	0	0	0	1	3	6	0	.294
Mar 08	HAWAII	*2b	3	1	0	0	0	0	0	1	0	0	0	0	0	0	1	1	3	0	.278
Mar 08	HAWAII-2	*2b	2	1	1	0	0	0	0	2	0	0	0	0	0	0	0	4	5	0	.286
Mar 09	HAWAII	*2b	3	0	0	0	0	0	0	1	0	0	0	1	0	0	0	2	5	0	.271
Mar 11	at Texas State	*2b	5	0	1	1	0	1	0	0	0	0	0	0	0	0	1	1	1	0	.266
Mar 14	KANSAS	*2b	3	1	0	0	0	0	0	1	0	0	0	0	0	0	0	3	2	0	.254
Mar 15	KANSAS	*2b	4	0	0	0	0	0	0	0	0	0	0	0	0	0	0	1	1	0	.239
Mar 16	KANSAS	*2b	4	0	0	0	0	0	0	0	0	0	0	0	0	0	0	0	1	0	.227
Mar 18	DALLAS BAPTIST	*2b	2	1	1	0	0	0	0	3	0	0	0	0	0	0	0	1	4	0	.234
Mar 21	COLUMBIA	*2b	4	1	2	1	0	0	0	1	0	0	0	0	0	0	1	3	1	0	.247
Mar 22	COLUMBIA-1	*2b	4	1	2	2	0	0	0	1	0	0	0	0	0	0	0	0	2	0	.259
Mar 22	COLUMBIA-2	*2b	4	2	1	0	0	0	0	2	1	0	0	0	0	0	0	3	2	0	.258
Mar 25	TEXAS STATE	*2b	3	1	0	0	0	0	0	1	0	0	0	1	0	0	0	0	1	0	.250
Mar 28	at Texas Tech	*2b	6	3	4	1	2	0	1	0	0	0	0	0	0	0	0	4	1	0	.276
Mar 29	at Texas Tech	*2b	3	1	0	0	0	0	0	2	0	0	0	0	0	1	0	3	4	0	.267
Mar 30	at Texas Tech	*2b	6	0	2	1	1	0	0	1	0	0	0	0	0	0	1	4	5	0	.271
Apr 1	at Rice	*2b	4	3	1	0	0	0	0	2	0	0	0	0	0	0	1	2	4	0	.270
Apr 04	BAYLOR	*2b	4	2	2	0	2	0	0	1	0	0	0	0	0	0	2	4	4	0	.278
Apr 05	BAYLOR	*2b	4	1	1	0	0	0	0	1	0	0	0	0	0	0	0	1	4	0	.277
Apr 06	BAYLOR	*2b	4	0	1	1	0	0	0	0	0	0	0	1	0	0	1	1	2	0	.276
Apr 08	RICE	*2b	4	0	0	0	0	0	0	0	0	0	0	0	0	0	1	4	4	0	.268
Apr 11	at Oklahoma	*2b	5	1	1	1	1	0	0	1	0	0	0	0	0	0	1	3	4	0	.265
Apr 12	at Oklahoma	*2b	5	0	1	0	0	0	0	0	0	0	0	0	0	0	1	3	4	1	.263
Apr 13	at Oklahoma	*2b	5	2	1	2	0	0	1	1	0	0	0	0	0	0	1	2	2	0	.261
Apr 15	UT - ARLINGTON	*2b	4	0	0	0	0	0	0	0	0	0	0	1	0	0	1	3	2	0	.253
Apr 17	TEXAS CHRISTIAN	*2b	4	0	1	0	0	0	0	0	0	0	0	0	0	0	2	3	2	0	.253
Apr 18	TEXAS CHRISTIAN	*2b	4	0	0	0	0	0	0	0	0	0	0	0	0	0	1	1	3	0	.247
Apr 19	TEXAS CHRISTIAN	*2b	4	1	2	0	0	0	0	0	0	0	0	0	0	0	0	5	0	0	.253
Apr 22	UTPA	*2b	4	1	2	0	0	0	0	1	0	0	0	0	0	0	0	1	5	0	.259
Apr 25	OKLAHOMA STATE	*2b	5	0	0	0	0	0	0	0	0	0	0	0	0	0	0	1	4	0	.251
Apr 26	OKLAHOMA STATE	*2b	4	0	0	0	0	0	0	1	0	0	0	0	0	0	1	1	2	0	.246
Apr 27	OKLAHOMA STATE	*2b	4	0	2	0	1	0	0	1	1	0	0	0	0	0	0	0	2	0	.251
Apr 29	PRAIRIE VIEW A&M	*2b	4	0	1	1	0	0	0	1	0	0	0	0	0	0	0	1	6	0	.251
May 02	at West Virginia	*2b	5	1	4	1	0	0	0	0	0	0	0	0	0	0	1	2	3	0	.266
May 03	at West Virginia	*2b	3	0	0	0	0	0	0	0	0	0	0	1	0	0	1	2	5	0	.262
May 04	at West Virginia	*2b	4	0	1	1	0	0	0	1	0	0	0	0	0	1	0	4	6	0	.262
May 16	at K-State	*	5	2	2	0	0	1	0	1	0	0	0	0	0	0	1	2	2	0	.265
May 17	at K-State	*	5	0	2	0	1	0	0	0	0	0	0	0	0	0	0	1	3	0	.269
May 18	at K-State	*	5	0	2	0	1	0	0	1	1	0	0	0	0	0	1	2	3	0	.272
May 21	vs Texas Tech	*	4	1	1	0	0	0	0	1	0	0	0	0	0	0	1	5	3	0	.271
May 22	vs Oklahoma State	*	5	0	1	0	0	0	0	0	0	0	0	0	0	0	1	0	5	0	.270
May 24	vs Oklahoma State	*2b	2	0	1	0	1	0	0	1	0	0	0	1	0	0	0	0	2	0	.272
May 24	vs Oklahoma State	*	2	2	2	0	0	1	0	3	0	0	0	0	0	0	0	2	2	0	.279
May 30	vs Texas A&M	*2b	4	1	1	1	0	0	1	0	0	0	0	0	0	0	0	2	1	0	.278
May 31	at Rice	*2b	6	0	4	1	1	0	0	0	0	0	0	0	0	0	0	1	3	0	.288
Jun 01	vs Texas A&M	*2b	4	0	0	0	0	0	0	0	0	0	0	0	0	0	1	2	2	0	.283
Jun 02	vs Texas A&M	*2b	3	1	1	0	0	0	0	1	0	1	1	0	0	0	0	0	2	0	.284
Totals		60gs	236	39	67	19	11	3	3	44	4	2	2	9	1	2	31	118	188	2	.284

On base pct. .399 • Slugging pct. .394

2014 Texas Longhorns Baseball
Individual Game-by-Game for Texas Longhorns (as of Jun 04, 2014)

#1 Barrera, Tres - 58 games (All games)

Date	Opponent	Pos	AB	R	H	RBI	2B	3B	HR	BB	SB	CS	HBP	SAC	SF	GDP	K	PO	A	E	Avg
Feb 14	at California	*dh	4	0	1	0	2	0	0	0	0	0	0	0	0	1	2	0	0	0	.250
Feb 15	at California-1	*dh	4	0	0	0	0	0	0	0	0	0	0	0	0	0	2	0	0	0	.125
Feb 15	at California-2	*dh	4	0	0	0	0	0	0	0	0	0	0	0	0	0	0	0	0	0	.083
Feb 16	at California	*c	4	1	1	0	0	0	0	0	0	0	0	0	0	1	0	3	0	0	.125
Feb 18	TEXAS A&M - CC	*c	3	1	0	0	0	0	0	0	0	0	1	0	0	0	0	7	0	0	.105
Feb 21	STANFORD	*dh	4	0	1	0	0	0	0	0	0	0	0	0	0	0	0	0	0	0	.130
Feb 22	STANFORD	*dh	4	0	0	0	0	0	0	0	0	0	0	0	0	0	0	0	0	0	.111
Feb 23	STANFORD	*c	4	1	1	0	0	0	0	0	0	0	0	0	0	0	0	7	0	0	.129
Feb 25	UTPA	*c	3	0	0	0	0	0	0	1	0	0	0	0	0	0	2	5	2	0	.118
Feb 28	vs Rice	*dh	3	1	1	1	1	0	0	0	0	0	0	0	0	0	0	0	0	0	.135
Mar 01	vs Houston Cougars	*dh	2	0	0	0	0	0	0	0	0	0	0	1	0	0	1	0	0	0	.128
Mar 04	VALPARAISO	*c	3	0	1	1	0	0	0	0	0	0	0	1	0	0	0	7	0	0	.143
Mar 08	HAWAII	ph	1	0	0	0	0	0	0	0	0	0	0	0	0	0	0	0	0	0	.140
Mar 08	HAWAII-2	*c	3	0	0	0	0	0	0	0	0	0	0	0	0	0	1	2	3	0	.130
Mar 09	HAWAII	ph	1	0	0	0	0	0	0	0	0	0	0	0	0	0	0	0	0	0	.128
Mar 11	at Texas State	*c	4	1	3	0	0	1	0	0	0	0	0	0	0	0	0	10	0	0	.176
Mar 14	KANSAS	*1b	4	0	2	1	0	0	0	0	0	0	0	0	0	0	0	8	1	0	.200
Mar 15	KANSAS	*c	3	0	1	0	0	0	0	0	0	0	0	0	0	0	0	4	2	0	.207
Mar 16	KANSAS	*c	3	0	0	0	0	0	0	1	0	0	0	0	0	0	0	5	0	0	.197
Mar 18	DALLAS BAPTIST	*c	4	1	2	0	1	0	0	0	0	0	0	0	0	0	1	4	1	0	.215
Mar 21	COLUMBIA	*1b	4	0	2	1	1	0	0	0	0	0	0	0	0	0	1	7	0	0	.232
Mar 22	COLUMBIA-1	*c	4	1	1	0	0	0	0	0	0	0	0	0	0	0	1	7	0	0	.233
Mar 22	COLUMBIA-2	*dh	5	2	4	2	0	0	0	0	0	0	0	0	0	0	0	0	0	0	.269
Mar 25	TEXAS STATE	*c	4	0	1	1	0	0	0	0	0	0	0	0	0	0	3	8	0	0	.268
Mar 28	at Texas Tech	*dh	4	2	3	3	2	0	0	0	0	0	2	0	0	0	1	0	0	0	.291
Mar 29	at Texas Tech	*1b/c	5	1	3	2	1	0	1	0	0	0	0	0	0	0	1	8	0	0	.308
Mar 30	at Texas Tech	*c	6	0	1	1	0	0	0	0	0	0	0	0	0	0	3	8	1	0	.299
Apr 1	at Rice	*c	4	0	1	2	0	0	0	0	0	0	0	0	1	1	0	3	0	0	.297
Apr 04	BAYLOR	*c	3	1	0	0	0	0	0	1	0	0	0	0	0	0	0	7	0	0	.288
Apr 05	BAYLOR	*c	4	2	2	0	2	0	0	0	0	0	0	0	0	0	0	10	2	0	.296
Apr 06	BAYLOR	*c	4	0	1	2	1	0	0	0	0	0	0	0	0	0	0	4	2	0	.295
Apr 08	RICE	*c	4	0	0	0	0	0	0	0	0	0	0	0	0	1	1	4	0	0	.284
Apr 11	at Oklahoma	*c	4	1	1	1	0	0	0	0	0	0	0	1	0	0	1	6	0	1	.283
Apr 12	at Oklahoma	*c	3	2	1	1	0	0	0	2	0	0	0	0	0	0	1	4	1	0	.285
Apr 13	at Oklahoma	*c	3	0	2	1	0	0	0	1	0	0	1	0	0	0	0	5	1	0	.294
Apr 15	UT - ARLINGTON	*c	3	1	2	4	0	1	0	2	0	0	0	0	0	0	0	5	0	0	.302
Apr 17	TEXAS CHRISTIAN	*c	4	0	1	0	0	0	0	0	0	0	0	0	0	0	2	4	1	1	.301
Apr 18	TEXAS CHRISTIAN	*c	4	0	0	0	0	0	0	0	0	0	0	0	0	0	2	8	1	0	.292
Apr 19	TEXAS CHRISTIAN	*c	3	0	0	0	0	0	0	0	0	0	1	0	0	1	0	7	3	0	.286
Apr 22	UTPA	*c	5	0	1	0	1	0	0	0	0	0	0	0	0	0	1	9	0	1	.283
Apr 25	OKLAHOMA STATE	*c	4	0	1	0	0	0	0	0	0	0	0	0	0	0	0	5	1	0	.282
Apr 26	OKLAHOMA STATE	*c	2	0	0	0	0	0	0	1	0	0	0	1	0	0	0	7	1	0	.278
Apr 27	OKLAHOMA STATE	*c	5	1	1	1	0	0	1	0	0	0	0	0	0	0	0	8	2	0	.276
Apr 29	PRAIRIE VIEW A&M	*c	3	1	1	1	0	0	0	1	0	0	0	0	0	0	0	12	0	0	.277
May 02	at West Virginia	*c	4	0	0	0	0	0	0	0	0	0	0	0	0	0	0	1	1	1	.270
May 03	at West Virginia	*c	3	0	0	0	0	0	0	0	0	0	1	0	0	0	0	4	0	0	.265
May 04	at West Virginia	*c	3	1	1	0	0	0	0	2	0	0	0	0	0	0	0	0	0	0	.266
May 16	at K-State	*	4	2	3	1	1	0	0	1	0	0	0	0	0	1	0	9	0	0	.277
May 17	at K-State	*	3	1	1	1	0	0	1	1	0	0	0	0	0	0	0	7	0	0	.278
May 18	at K-State	*	6	2	3	3	0	0	2	0	0	0	0	0	0	0	1	7	0	1	.286
May 21	vs Texas Tech	*	4	0	0	1	0	0	0	1	0	0	0	0	0	0	0	4	0	0	.280
May 22	vs Oklahoma State	*	4	1	1	0	0	0	0	0	0	0	0	0	0	0	0	5	1	0	.279
May 24	vs Oklahoma State	*c	4	0	0	0	0	0	0	0	0	0	0	0	0	0	0	4	1	0	.273
May 24	vs Oklahoma State	*	4	0	1	0	0	0	0	1	0	0	0	0	0	0	0	2	2	0	.273
May 30	vs Texas A&M	*c	4	2	2	0	1	0	0	0	0	0	0	0	0	1	0	9	0	0	.277
May 31	at Rice	*c	6	0	2	1	1	0	0	0	0	0	0	0	0	0	0	9	0	0	.279
Jun 01	vs Texas A&M	*c	2	0	0	0	0	0	0	2	0	0	0	0	0	0	0	11	1	1	.276
Jun 02	vs Texas A&M	*c	3	0	1	1	0	0	0	1	0	0	0	0	0	0	2	3	2	0	.277
Totals		56gs	213	30	59	34	13	2	5	19	0	0	6	4	1	7	30	283	33	6	.277

On base pct. .351 • Slugging pct. .427

2014 Texas Longhorns Baseball
Individual Game-by-Game for Texas Longhorns (as of Jun 04, 2014)

#4 Shaw, Collin - 54 games (All games)

Date	Opponent	Pos	AB	R	H	RBI	2B	3B	HR	BB	SB	CS	HBP	SAC	SF	GDP	K	PO	A	E	Avg
Feb 15	at California-2	*of	2	1	0	0	0	0	0	2	1	0	0	0	0	0	2	1	0	0	.000
Feb 22	STANFORD	of	1	1	0	0	0	0	0	0	0	0	0	0	0	0	0	0	0	0	.000
Feb 25	UTPA	pr/dh	1	0	0	0	0	0	0	0	0	0	0	0	0	0	0	0	0	0	.000
Mar 02	vs Sam Houston State	*of	3	1	2	1	0	0	0	0	0	0	0	0	1	0	1	2	0	0	.286
Mar 04	VALPARAISO	*of	4	0	1	1	0	0	0	0	0	0	0	0	0	0	1	1	0	0	.273
Mar 07	HAWAII	*of	3	0	1	1	0	0	0	0	0	0	0	0	0	0	0	0	0	0	.286
Mar 08	HAWAII	*of	2	0	0	0	0	0	0	0	0	0	0	0	0	0	0	0	0	0	.250
Mar 08	HAWAII-2	ph/of	1	0	1	0	0	0	0	0	1	0	0	0	0	0	0	0	0	0	.294
Mar 09	HAWAII	*of	3	1	2	0	0	0	0	0	1	0	0	0	0	0	0	2	0	0	.350
Mar 11	at Texas State	*of	3	2	2	1	0	0	0	0	1	1	1	0	0	0	0	4	0	0	.391
Mar 14	KANSAS	*of	2	0	0	0	0	0	0	1	0	0	0	0	0	0	2	2	0	0	.360
Mar 15	KANSAS	*of	3	0	1	1	0	0	0	0	0	1	0	0	0	0	0	3	0	0	.357
Mar 16	KANSAS	*of	4	0	1	0	1	0	0	0	0	0	0	0	0	0	1	2	0	0	.344
Mar 18	DALLAS BAPTIST	*of	3	0	1	1	1	0	0	0	0	0	1	0	0	0	1	1	0	0	.343
Mar 21	COLUMBIA	*of	4	1	3	3	0	1	0	0	0	0	0	0	0	0	1	4	0	0	.385
Mar 22	COLUMBIA-1	*of	4	0	0	0	0	0	0	0	0	0	0	0	0	0	1	0	0	0	.349
Mar 22	COLUMBIA-2	*of	3	1	0	1	0	0	0	1	0	0	0	0	1	0	1	1	0	0	.326
Mar 25	TEXAS STATE	*of	3	0	0	1	0	0	0	1	0	0	0	0	0	0	0	3	0	0	.306
Mar 28	at Texas Tech	*of	6	2	2	1	0	0	0	0	1	0	0	0	0	0	0	2	0	0	.309
Mar 29	at Texas Tech	*of	5	0	2	1	1	0	0	0	0	0	0	0	0	0	0	1	0	0	.317
Mar 30	at Texas Tech	*of	4	1	1	0	0	0	0	1	2	1	1	0	0	0	0	2	0	0	.312
Apr 1	at Rice	*of	5	0	1	0	0	0	0	0	0	0	0	0	0	0	1	1	0	0	.304
Apr 04	BAYLOR	*of	2	0	0	0	0	0	0	1	2	0	0	1	0	0	1	0	1	0	.296
Apr 05	BAYLOR	*of	3	0	1	1	0	0	0	0	0	0	0	1	0	0	1	2	0	0	.297
Apr 06	BAYLOR	*of	1	0	0	0	0	0	0	3	0	1	0	0	0	0	0	4	0	0	.293
Apr 08	RICE	*of	3	0	0	0	0	0	0	1	0	0	0	0	0	0	2	3	0	0	.282
Apr 11	at Oklahoma	*of	5	1	2	0	0	0	0	0	0	0	0	0	0	0	1	3	0	1	.289
Apr 12	at Oklahoma	*of	4	1	1	0	0	0	0	0	0	0	0	1	0	0	1	0	1	0	.287
Apr 13	at Oklahoma	*of	5	0	1	0	0	0	0	0	0	0	0	0	0	0	1	3	0	0	.283
Apr 15	UT - ARLINGTON	*of	3	0	1	1	0	0	0	0	0	0	1	0	1	0	0	1	0	0	.284
Apr 17	TEXAS CHRISTIAN	*of	4	0	0	0	0	0	0	0	0	0	0	0	0	0	3	3	0	0	.273
Apr 18	TEXAS CHRISTIAN	*of	4	0	0	0	0	0	0	0	0	0	0	0	0	0	0	3	0	0	.262
Apr 19	TEXAS CHRISTIAN	*of	2	0	1	1	0	0	0	2	0	0	0	0	0	0	0	1	0	0	.267
Apr 22	UTPA	*of	4	1	1	0	0	0	0	1	0	0	0	0	0	0	0	0	0	0	.266
Apr 25	OKLAHOMA STATE	*of	1	0	0	0	0	0	0	1	0	0	0	2	0	0	0	2	0	0	.264
Apr 26	OKLAHOMA STATE	*of	3	0	0	0	0	0	0	1	0	0	0	0	0	0	1	1	0	0	.257
Apr 27	OKLAHOMA STATE	*of	4	0	2	0	0	0	0	0	0	0	0	0	0	0	0	3	0	0	.265
Apr 29	PRAIRIE VIEW A&M	*of	2	1	0	0	0	0	0	2	0	0	0	0	0	0	0	1	0	0	.261
May 02	at West Virginia	*of	4	0	0	0	0	0	0	0	0	0	0	0	0	0	2	1	0	0	.252
May 03	at West Virginia	*of	3	0	0	0	0	0	0	0	0	0	0	1	0	0	0	1	0	0	.246
May 04	at West Virginia	*of	4	0	2	2	1	0	0	0	0	0	0	1	0	0	1	3	0	0	.254
May 16	at K-State	*	5	2	2	1	0	0	0	0	0	0	0	0	0	0	0	0	0	0	.259
May 17	at K-State	*	4	0	0	0	0	0	0	0	0	0	0	0	0	0	1	2	0	0	.252
May 18	at K-State	*	4	1	2	0	0	0	0	1	0	0	1	0	0	0	0	1	0	0	.259
May 21	vs Texas Tech	*	5	1	2	0	0	0	0	0	2	0	0	0	0	0	1	5	0	0	.264
May 22	vs Oklahoma State	*	3	0	0	0	0	0	0	1	1	0	0	0	0	0	0	1	0	0	.258
May 24	vs Oklahoma State	*of	4	1	1	0	0	0	0	0	0	0	0	0	0	0	1	2	0	0	.258
May 24	vs Oklahoma State	*	4	0	0	0	0	0	0	0	0	0	0	1	0	0	2	2	0	0	.252
May 30	vs Texas A&M	*of	3	0	2	2	0	0	0	0	0	1	0	1	0	0	1	1	0	0	.259
May 31	at Rice	*of	4	0	2	0	0	0	0	0	0	0	1	0	0	0	1	4	1	0	.265
Jun 01	vs Texas A&M	*of	2	0	0	0	0	0	0	1	0	0	0	1	0	0	1	0	1	0	.262
Jun 02	vs Texas A&M	*of	2	0	0	1	0	0	0	0	1	0	0	1	1	0	0	2	0	0	.259
Totals		49gs	170	20	44	22	4	1	0	21	13	5	6	11	4	0	34	87	4	1	.259

On base pct. .353 • Slugging pct. .294

2014 Texas Longhorns Baseball
Individual Game-by-Game for Texas Longhorns (as of Jun 04, 2014)

#35 Carter, Madison - 35 games (All games)

Date	Opponent	Pos	AB	R	H	RBI	2B	3B	HR	BB	SB	CS	HBP	SAC	SF	GDP	K	PO	A	E	Avg
Feb 25	UTPA	pr/3b	0	1	0	0	0	0	0	0	0	0	0	1	0	0	0	0	0	0	.000
Mar 08	HAWAII	ph	1	0	0	0	0	0	0	0	0	0	0	0	0	0	0	0	0	0	.000
Mar 11	at Texas State	3b	0	0	0	0	0	0	0	0	0	0	0	1	0	0	0	0	2	0	.000
Mar 14	KANSAS	3b	1	0	0	0	0	0	0	0	0	0	0	0	0	0	1	0	0	0	.000
Mar 16	KANSAS	ph	1	0	0	0	0	0	0	0	0	0	0	0	0	0	1	0	0	0	.000
Mar 29	at Texas Tech	ph	1	0	0	0	0	0	0	0	0	0	0	0	0	0	0	0	0	0	.000
Mar 30	at Texas Tech	*dh	6	1	3	1	0	0	0	0	0	0	0	0	0	0	1	0	0	0	.300
Apr 1	at Rice	*dh	3	0	0	0	0	0	0	1	0	0	0	1	0	0	2	0	0	0	.231
Apr 04	BAYLOR	*dh	3	1	1	1	0	0	0	0	1	0	0	1	0	0	0	0	0	0	.250
Apr 05	BAYLOR	*dh	3	1	3	0	1	0	0	0	0	0	0	1	0	0	0	0	0	0	.368
Apr 06	BAYLOR	*dh	3	0	1	0	0	0	0	1	0	0	0	0	0	0	1	0	0	0	.364
Apr 08	RICE	*dh	3	1	0	0	0	0	0	1	0	0	0	0	0	0	2	0	0	0	.320
Apr 11	at Oklahoma	*dh	3	2	1	1	0	0	0	2	0	0	0	0	0	1	0	0	0	0	.321
Apr 12	at Oklahoma	*dh	4	1	1	1	0	0	0	0	0	0	0	0	0	0	0	0	0	0	.312
Apr 13	at Oklahoma	*dh	3	1	1	0	0	0	0	0	0	0	0	0	0	0	1	0	0	0	.314
Apr 17	TEXAS CHRISTIAN	*dh	1	0	0	0	0	0	0	1	0	0	0	1	0	0	0	0	0	0	.306
Apr 27	OKLAHOMA STATE	*dh	4	0	0	0	0	0	0	0	0	0	0	0	0	0	0	0	0	0	.275
Apr 29	PRAIRIE VIEW A&M	*dh	2	0	0	1	0	0	0	0	0	0	0	2	0	0	0	0	0	0	.262
May 02	at West Virginia	*dh	4	1	2	0	0	0	0	0	0	0	0	0	0	0	1	0	0	0	.283
May 03	at West Virginia	*dh	3	1	2	0	0	0	0	1	0	0	0	0	0	1	0	0	0	0	.306
May 04	at West Virginia	*dh	4	2	3	0	1	0	0	0	0	0	0	1	0	0	1	0	0	0	.340
May 16	at K-State	*	3	3	3	2	1	0	1	1	0	0	0	1	0	0	0	0	0	0	.375
May 17	at K-State	*	3	1	1	2	0	0	0	0	0	0	0	1	0	0	0	0	0	0	.373
May 18	at K-State	*	4	2	2	0	0	0	0	1	2	1	1	0	0	0	1	0	0	0	.381
May 21	vs Texas Tech	*	5	0	2	0	1	0	0	0	0	0	0	0	0	0	0	0	0	0	.382
May 22	vs Oklahoma State	*	3	1	1	0	0	0	0	0	0	0	0	1	0	0	1	0	0	0	.380
May 24	vs Oklahoma State	*dh	3	0	1	0	0	0	0	1	0	1	0	0	0	0	1	0	0	0	.378
May 24	vs Oklahoma State	*	5	0	1	0	1	0	0	0	0	0	0	0	0	0	1	0	0	0	.367
May 30	vs Texas A&M	*dh	4	1	2	1	0	0	0	0	0	0	0	0	0	1	0	0	0	0	.373
May 31	at Rice	*dh	5	0	1	0	0	0	0	0	0	0	0	0	0	0	1	0	0	0	.364
Jun 01	vs Texas A&M	*dh	3	0	1	1	0	0	0	0	0	0	0	1	0	0	1	0	0	0	.363
Jun 02	vs Texas A&M	*dh	3	2	1	0	0	0	0	1	0	0	0	0	0	1	0	0	0	0	.362
Totals		26gs	94	24	34	11	5	0	1	11	3	2	1	13	0	4	17	0	2	0	.362

On base pct. .434 • Slugging pct. .447

2014 Texas Longhorns Baseball
Individual Game-by-Game for Texas Longhorns (as of Jun 04, 2014)

#42 Clemens, Kacy - 58 games (All games)

Date	Opponent	Pos	AB	R	H	RBI	2B	3B	HR	BB	SB	CS	HBP	SAC	SF	GDP	K	PO	A	E	Avg
Feb 14	at California	*1b	3	0	0	0	0	0	0	1	0	0	0	0	0	0	0	10	0	1	.000
Feb 15	at California-1	*1b	4	0	3	0	0	0	0	0	0	0	0	0	0	0	1	9	0	0	.429
Feb 15	at California-2	*1b	4	0	0	0	0	0	0	1	0	0	0	0	0	0	0	10	0	0	.273
Feb 16	at California	*1b	3	0	1	0	0	0	0	1	0	0	0	0	0	0	0	16	0	0	.286
Feb 18	TEXAS A&M - CC	*1b	4	1	1	0	0	0	0	0	0	0	0	0	0	0	2	8	0	0	.278
Feb 21	STANFORD	*1b	3	1	0	0	0	0	0	2	0	0	0	0	0	0	3	7	1	0	.238
Feb 22	STANFORD	*1b	3	0	1	0	0	0	0	0	0	0	0	1	0	0	0	13	2	0	.250
Feb 23	STANFORD	*1b	5	0	1	0	1	0	0	0	0	0	0	0	0	0	0	9	0	0	.241
Feb 25	UTPA	*1b	3	0	0	0	0	0	0	1	0	0	0	0	0	0	1	11	0	0	.219
Feb 28	vs Rice	*1b	3	1	2	0	0	0	0	1	0	0	0	0	0	0	1	13	1	0	.257
Mar 01	vs Houston Cougars	*1b	4	1	0	0	0	0	0	0	0	0	0	0	0	0	0	12	0	0	.231
Mar 02	vs Sam Houston State	*1b	4	0	2	1	0	0	0	1	0	0	0	0	0	0	0	7	0	1	.256
Mar 04	VALPARAISO	*1b	3	2	0	1	0	0	0	0	0	0	0	1	0	0	1	9	1	0	.239
Mar 07	HAWAII	*1b	3	0	1	0	0	0	0	1	0	0	0	0	0	0	2	13	0	1	.245
Mar 08	HAWAII	*1b	2	0	0	0	0	0	0	0	0	0	0	0	0	0	1	10	0	1	.235
Mar 08	HAWAII-2	*1b	4	1	2	1	0	0	0	0	0	0	0	0	0	0	1	8	1	0	.255
Mar 09	HAWAII	*1b	2	0	1	0	0	0	0	2	0	0	0	0	0	0	0	10	0	0	.263
Mar 11	at Texas State	*1b	4	0	0	0	0	0	0	0	0	0	0	0	0	0	2	7	0	0	.246
Mar 15	KANSAS	*1b	3	0	0	0	0	0	0	0	0	0	0	0	0	0	1	12	0	0	.234
Mar 16	KANSAS	*1b	3	0	0	0	0	0	0	0	0	0	0	0	0	0	0	15	0	0	.224
Mar 18	DALLAS BAPTIST	*1b	4	0	0	0	0	0	0	0	0	0	0	0	0	0	1	14	3	0	.211
Mar 22	COLUMBIA-1	*1b	2	2	1	0	0	0	0	2	0	0	0	0	0	0	0	10	3	0	.219
Mar 22	COLUMBIA-2	*1b	3	1	1	0	1	0	0	1	0	0	0	1	0	0	0	11	0	0	.224
Mar 25	TEXAS STATE	*1b	4	1	1	0	0	0	0	0	0	0	0	0	0	0	1	9	1	0	.225
Mar 28	at Texas Tech	*1b	3	0	1	0	0	0	0	2	0	0	0	0	0	0	2	10	0	0	.229
Mar 29	at Texas Tech	1b	1	0	1	0	0	0	0	0	0	0	0	0	0	0	0	1	0	1	.238
Mar 30	at Texas Tech	*1b	2	0	0	0	0	0	0	0	0	0	0	0	0	0	1	6	0	0	.233
Apr 1	at Rice	*1b	2	1	1	0	0	0	0	3	0	0	0	0	0	0	1	12	1	0	.239
Apr 04	BAYLOR	*1b	3	0	0	0	0	0	0	1	0	0	0	0	0	0	1	13	0	0	.231
Apr 05	BAYLOR	*1b	4	0	2	1	1	0	0	0	0	0	0	0	0	0	0	8	1	0	.242
Apr 06	BAYLOR	*1b	3	1	1	0	0	0	0	1	0	0	0	0	0	0	0	8	0	0	.245
Apr 08	RICE	*1b	1	0	0	0	0	0	0	2	0	0	0	0	0	0	1	9	0	0	.242
Apr 11	at Oklahoma	*1b	3	1	1	2	1	0	0	2	0	0	0	0	0	0	1	11	0	0	.245
Apr 12	at Oklahoma	*1b	4	0	1	2	0	0	0	0	0	0	0	0	0	0	0	12	0	0	.245
Apr 13	at Oklahoma	*1b	5	1	2	0	0	0	0	0	0	0	0	0	0	0	0	11	1	0	.252
Apr 15	UT - ARLINGTON	*1b	3	1	0	0	0	0	0	1	0	0	0	0	0	0	1	10	0	0	.246
Apr 17	TEXAS CHRISTIAN	*1b	3	0	0	0	0	0	0	0	0	0	0	0	0	0	2	12	0	0	.239
Apr 18	TEXAS CHRISTIAN	*1b	3	0	1	0	0	0	0	1	0	0	0	0	0	0	1	5	0	0	.242
Apr 19	TEXAS CHRISTIAN	*1b	4	0	1	0	0	0	0	0	0	0	0	0	0	0	1	8	1	0	.242
Apr 22	UTPA	*1b	3	0	0	0	0	0	0	1	0	0	0	0	0	0	0	11	0	0	.236
Apr 25	OKLAHOMA STATE	*1b	1	0	0	0	0	0	0	3	0	0	0	0	0	0	0	12	1	0	.234
Apr 26	OKLAHOMA STATE	*1b	3	0	0	0	0	0	0	1	0	0	0	0	0	0	1	10	1	0	.229
Apr 27	OKLAHOMA STATE	*1b	3	0	0	0	0	0	0	1	0	0	0	0	0	0	0	7	0	0	.224
Apr 29	PRAIRIE VIEW A&M	*1b	1	0	0	1	0	0	0	0	0	0	0	1	0	0	0	5	0	0	.222
May 02	at West Virginia	*1b	4	1	1	0	0	0	0	0	0	0	0	0	0	0	1	11	1	0	.223
May 03	at West Virginia	*1b	3	0	0	0	0	0	0	0	0	0	0	1	0	0	2	11	0	0	.218
May 04	at West Virginia	1b	1	0	0	0	0	0	0	0	0	0	0	0	0	0	1	4	0	0	.217
May 16	at K-State	*	4	1	2	3	0	0	1	1	0	0	0	0	0	0	0	7	1	0	.224
May 17	at K-State	*	4	0	1	1	0	0	0	0	0	0	0	0	0	0	1	10	0	0	.225
May 18	at K-State	*	4	1	1	0	0	0	0	1	0	0	0	0	0	1	0	7	0	0	.226
May 21	vs Texas Tech	*	4	1	1	1	0	0	0	0	0	0	0	0	0	0	0	8	0	0	.226
May 22	vs Oklahoma State	*	3	0	2	3	0	0	0	1	0	0	0	0	0	0	0	15	0	0	.235
May 24	vs Oklahoma State	*1b	3	0	1	0	0	0	0	0	0	0	0	1	0	0	2	4	3	0	.236
May 24	vs Oklahoma State	*	5	0	0	0	0	0	0	0	0	0	0	0	0	0	1	11	0	0	.229
May 30	vs Texas A&M	*1b	4	0	0	0	0	0	0	0	0	0	0	0	0	0	1	6	0	0	.224
May 31	at Rice	*1b	4	0	0	0	0	0	0	0	0	0	0	1	0	0	2	10	0	0	.219
Jun 01	vs Texas A&M	*1b	3	0	0	0	0	0	0	0	0	0	0	0	0	0	0	4	0	0	.215
Jun 02	vs Texas A&M	*1b	4	0	1	0	0	0	0	0	0	0	0	0	0	0	1	11	0	0	.216
Totals		56gs	185	20	40	17	4	0	1	36	0	0	0	7	0	1	43	553	24	5	.216

On base pct. .344 • Slugging pct. .254

2014 Texas Longhorns Baseball
Individual Game-by-Game for Texas Longhorns (as of Jun 04, 2014)

#12 Felts, Jacob - 19 games (All games)

Date	Opponent	Pos	AB	R	H	RBI	2B	3B	HR	BB	SB	CS	HBP	SAC	SF	GDP	K	PO	A	E	Avg
Feb 15	at California-1	ph	1	0	0	0	0	0	0	0	0	0	0	0	0	1	0	0	0	0	.000
Feb 25	UTPA	c	1	0	1	1	0	0	0	0	0	0	0	0	0	0	0	1	0	0	.500
Mar 02	vs Sam Houston State	*dh	3	1	1	0	0	0	0	1	0	0	0	1	0	0	0	0	0	0	.400
Mar 04	VALPARAISO	*dh	4	1	1	1	1	0	0	0	0	0	0	0	0	0	0	0	0	0	.333
Mar 07	HAWAII	*dh	4	1	2	1	0	1	0	0	0	0	0	0	0	0	0	0	0	0	.385
Mar 08	HAWAII	*dh	3	0	0	0	0	0	0	0	0	0	0	0	0	0	0	0	0	0	.312
Mar 08	HAWAII-2	*dh	4	0	2	0	0	0	0	0	0	0	0	0	0	0	0	0	0	0	.350
Mar 09	HAWAII	*dh	5	0	1	1	0	0	0	0	0	0	0	0	0	1	0	0	0	0	.320
Mar 11	at Texas State	*dh	4	0	1	0	0	0	0	0	0	0	0	0	0	0	1	0	0	0	.310
Mar 14	KANSAS	*dh	4	0	1	0	0	0	0	0	0	0	0	0	0	0	1	0	0	0	.303
Mar 16	KANSAS	ph	1	0	0	0	0	0	0	0	0	0	0	0	0	0	0	0	0	0	.294
Mar 18	DALLAS BAPTIST	*dh	3	0	0	0	0	0	0	0	0	0	0	1	0	0	0	0	0	0	.270
Mar 21	COLUMBIA	*dh	4	0	0	0	0	0	0	0	0	0	0	0	0	1	0	0	0	0	.244
Apr 13	at Oklahoma	ph/dh	2	1	1	0	0	0	0	0	0	0	0	0	0	0	0	0	0	0	.256
Apr 15	UT - ARLINGTON	*dh	4	0	0	0	0	0	0	0	0	0	0	0	0	0	2	0	0	0	.234
Apr 18	TEXAS CHRISTIAN	ph	2	0	0	0	0	0	0	0	0	0	0	0	0	0	1	0	0	0	.224
Apr 25	OKLAHOMA STATE	*dh	4	0	1	2	0	0	0	0	0	0	0	0	0	1	0	0	0	0	.226
Apr 26	OKLAHOMA STATE	*dh	2	0	0	0	0	0	0	2	0	0	0	0	0	0	0	0	0	0	.218
Jun 01	vs Texas A&M	ph	1	0	0	0	0	0	0	0	0	0	0	0	0	0	1	0	0	0	.214
Totals		13gs	56	4	12	6	1	1	0	3	0	0	0	2	0	4	6	1	0	0	.214

On base pct. .254 • Slugging pct. .268

2014 Texas Longhorns Baseball
Individual Game-by-Game for Texas Longhorns (as of Jun 04, 2014)

#50 Gurwitz, Zane - 54 games (All games)

Date	Opponent	Pos	AB	R	H	RBI	2B	3B	HR	BB	SB	CS	HBP	SAC	SF	GDP	K	PO	A	E	Avg
Feb 14	at California	*of	3	0	0	0	0	0	0	0	0	0	0	0	0	0	1	1	0	1	.000
Feb 15	at California-1	*of	3	0	0	0	0	0	0	0	0	0	0	0	0	0	2	3	0	0	.000
Feb 16	at California	*of	4	2	2	1	0	0	1	0	0	0	0	0	0	0	0	0	0	0	.200
Feb 18	TEXAS A&M - CC	*of	4	0	0	0	0	0	0	0	0	0	0	0	0	0	2	0	0	0	.143
Feb 21	STANFORD	*of	4	1	2	0	0	0	0	0	0	0	0	0	0	0	0	0	0	0	.222
Feb 22	STANFORD	*of	3	0	0	0	0	0	0	0	0	0	0	0	0	0	0	1	0	0	.190
Feb 23	STANFORD	*of	4	1	2	3	0	0	0	0	0	0	0	0	0	0	0	0	0	0	.240
Feb 25	UTPA	*of	2	0	0	0	0	0	0	2	0	0	0	0	0	0	0	3	0	0	.222
Feb 28	vs Rice	*of	3	0	0	0	0	0	0	0	1	0	0	0	0	0	2	0	0	0	.200
Mar 01	vs Houston Cougars	*of	3	0	0	0	0	0	0	0	0	0	0	0	0	0	2	1	0	0	.182
Mar 08	HAWAII-2	*of	2	0	0	0	0	0	0	0	0	0	0	0	0	0	0	2	0	0	.171
Mar 15	KANSAS	*3b	3	0	0	0	0	0	0	0	0	0	0	0	0	0	1	2	3	0	.158
Mar 16	KANSAS	*3b	3	0	1	0	1	0	0	0	0	0	0	0	0	0	1	0	5	1	.171
Mar 18	DALLAS BAPTIST	*3b	3	1	2	1	0	0	0	0	0	0	1	0	0	0	0	2	0	0	.205
Mar 21	COLUMBIA	*3b	4	2	1	0	0	0	0	0	0	0	0	0	0	0	0	1	3	1	.208
Mar 22	COLUMBIA-1	*3b	3	0	0	1	0	0	0	0	0	0	0	1	0	0	0	1	4	0	.196
Mar 22	COLUMBIA-2	*3b	5	1	2	2	2	0	0	0	1	0	0	0	0	0	1	0	3	0	.214
Mar 25	TEXAS STATE	*3b	2	0	2	0	1	0	0	1	0	0	0	1	0	0	0	0	2	0	.241
Mar 28	at Texas Tech	*3b	4	0	1	2	0	0	0	1	0	0	0	0	0	0	1	1	4	0	.242
Mar 29	at Texas Tech	*3b	4	1	4	0	0	0	0	0	2	0	0	0	0	0	0	1	3	0	.288
Mar 30	at Texas Tech	*3b	5	0	0	0	0	0	0	0	0	0	0	1	0	0	3	1	4	0	.268
Apr 1	at Rice	*3b	4	0	1	1	0	0	0	0	0	0	0	0	1	0	1	1	2	0	.267
Apr 04	BAYLOR	*3b	4	1	1	0	0	0	0	0	0	0	0	0	0	0	0	0	3	0	.266
Apr 05	BAYLOR	*3b	4	0	1	1	0	0	0	0	0	0	0	0	0	0	1	0	0	0	.265
Apr 06	BAYLOR	*3b	3	1	2	0	0	0	0	0	0	0	0	1	0	0	0	2	2	0	.279
Apr 08	RICE	*3b	2	1	0	1	0	0	0	1	0	0	0	0	0	0	0	0	3	1	.273
Apr 11	at Oklahoma	*3b	4	0	2	2	1	0	0	0	0	0	0	1	0	0	0	1	0	0	.283
Apr 12	at Oklahoma	*3b	4	0	1	1	0	0	0	0	0	0	0	0	0	0	1	0	1	0	.281
Apr 13	at Oklahoma	*3b	4	2	2	0	2	0	0	1	0	0	0	0	0	0	1	1	5	0	.290
Apr 15	UT - ARLINGTON	*3b	3	3	2	0	0	0	0	0	1	0	0	1	0	0	0	1	4	1	.301
Apr 17	TEXAS CHRISTIAN	*3b	3	0	0	0	0	0	0	0	0	0	0	0	0	0	1	0	3	0	.292
Apr 18	TEXAS CHRISTIAN	*3b	4	0	0	0	0	0	0	0	0	0	0	0	0	0	2	2	1	0	.282
Apr 19	TEXAS CHRISTIAN	*3b	4	0	1	0	0	0	0	0	0	0	0	0	0	0	1	2	4	0	.281
Apr 22	UTPA	*3b	3	1	2	1	0	0	0	1	1	0	0	0	0	0	1	0	1	0	.291
Apr 25	OKLAHOMA STATE	*3b	4	1	3	1	0	0	0	0	0	0	0	0	0	0	0	3	0	0	.306
Apr 26	OKLAHOMA STATE	*3b	4	0	0	1	0	0	0	0	0	0	0	0	0	0	0	0	1	0	.296
Apr 27	OKLAHOMA STATE	*3b	4	0	0	1	0	0	0	0	0	0	0	0	0	0	0	2	0	1	.287
Apr 29	PRAIRIE VIEW A&M	*3b	3	0	0	0	0	0	0	1	0	0	0	0	0	0	0	0	1	0	.280
May 02	at West Virginia	*3b	3	0	0	0	0	0	0	0	0	0	0	1	0	0	1	2	3	1	.274
May 03	at West Virginia	*3b	4	0	2	1	0	0	0	0	0	0	0	0	0	0	0	0	3	0	.281
May 04	at West Virginia	*3b	4	0	1	0	0	0	0	0	0	0	0	0	0	0	0	0	3	0	.280
May 16	at K-State	*	5	0	1	1	0	0	0	0	0	0	0	0	0	0	0	1	2	0	.277
May 17	at K-State	*	3	0	0	0	0	0	0	1	0	0	0	0	0	0	0	1	0	3	.272
May 18	at K-State	*	4	1	1	3	0	0	1	1	0	0	0	0	0	0	1	3	3	1	.271
May 21	vs Texas Tech	*	4	2	3	0	1	0	0	0	1	0	0	0	0	0	0	0	1	0	.283
May 22	vs Oklahoma State	*	4	0	1	0	0	0	0	0	1	0	0	0	0	0	1	0	0	1	.282
May 24	vs Oklahoma State	*3b	2	0	1	0	0	0	0	1	0	0	0	0	0	0	0	1	1	0	.285
May 24	vs Oklahoma State	*	3	1	1	1	0	0	0	1	0	0	0	0	0	0	0	1	2	0	.286
May 30	vs Texas A&M	*3b	2	0	0	0	0	0	0	1	0	0	0	0	0	0	0	0	0	0	.282
May 31	at Rice	*3b	5	1	2	0	1	0	0	0	0	0	0	0	0	0	0	2	1	0	.286
Jun 01	vs Texas A&M	*3b	4	0	0	0	0	0	0	0	0	0	0	0	0	0	3	1	1	2	.279
Jun 02	vs Texas A&M	*3b	4	0	1	0	0	0	0	0	1	0	0	0	0	0	0	1	2	2	.279
Totals		52gs	183	24	51	26	9	0	2	13	9	0	1	7	1	0	32	42	92	13	.279

On base pct. .328 • Slugging pct. .361

2014 Texas Longhorns Baseball
 Individual Game-by-Game for Texas Longhorns (as of Jun 04, 2014)

#7 Hall, Weston - 8 games (All games)

Date	Opponent	Pos	AB	R	H	RBI	2B	3B	HR	BB	SB	CS	HBP	SAC	SF	GDP	K	PO	A	E	Avg
Totals		Ogs	0	2	0	0	0	0	0	0	0	0	0	0	0	0	0	1	0	0	.000

On base pct. .000 • Slugging pct. .000

2014 Texas Longhorns Baseball
Individual Game-by-Game for Texas Longhorns (as of Jun 04, 2014)

#9 Hinojosa, C.J - 60 games (All games)

Date	Opponent	Pos	AB	R	H	RBI	2B	3B	HR	BB	SB	CS	HBP	SAC	SF	GDP	K	PO	A	E	Avg
Feb 14	at California	*SS	3	0	2	0	0	0	0	0	0	0	0	1	0	0	0	2	3	0	.667
Feb 15	at California-1	*SS	4	0	1	0	0	0	0	0	0	0	0	0	0	0	1	2	2	0	.429
Feb 15	at California-2	*SS	4	1	1	0	0	0	0	1	0	0	0	0	0	0	0	1	3	0	.364
Feb 16	at California	*SS	3	0	0	1	0	0	0	0	0	0	0	0	1	0	0	1	6	0	.286
Feb 18	TEXAS A&M - CC	*SS	4	1	2	3	1	0	0	0	0	1	0	0	1	0	0	1	2	0	.333
Feb 21	STANFORD	*SS	3	1	1	1	0	0	0	0	0	0	0	2	0	0	0	3	1	0	.333
Feb 22	STANFORD	*SS	3	0	0	0	0	0	0	1	0	0	0	0	0	0	1	1	4	0	.292
Feb 23	STANFORD	*SS	4	0	0	0	0	0	0	1	1	0	0	0	0	1	0	2	5	0	.250
Feb 25	UTPA	*SS	5	0	0	0	0	0	0	0	0	0	0	0	0	0	0	2	3	0	.212
Feb 28	vs Rice	*SS	3	0	1	0	0	0	0	0	0	0	0	1	0	0	2	1	3	1	.222
Mar 01	vs Houston Cougars	*SS	3	0	2	0	0	0	0	1	0	0	0	0	0	0	0	1	4	1	.256
Mar 02	vs Sam Houston State	*SS	4	0	1	1	0	0	0	0	0	0	0	1	0	0	0	0	2	1	.256
Mar 04	VALPARAISO	*SS	5	1	1	0	0	0	0	0	0	0	0	0	0	0	0	0	1	0	.250
Mar 07	HAWAII	*SS	3	0	1	0	0	0	0	0	0	0	0	1	0	0	0	1	4	0	.255
Mar 08	HAWAII	*SS	2	0	1	1	0	0	0	1	0	0	0	0	0	0	0	0	2	0	.264
Mar 08	HAWAII-2	*SS	4	0	0	0	0	0	0	0	0	0	0	0	0	0	1	0	4	0	.246
Mar 09	HAWAII	*SS	4	1	3	2	0	0	0	1	0	0	0	0	0	0	0	2	1	0	.279
Mar 11	at Texas State	*SS	4	0	0	0	0	0	0	0	0	0	0	0	0	0	2	1	2	0	.262
Mar 14	KANSAS	*SS	4	0	1	1	1	0	0	0	0	0	0	0	0	0	0	4	3	0	.261
Mar 15	KANSAS	*SS	3	0	0	0	0	0	0	0	0	0	0	0	0	0	2	1	2	1	.250
Mar 16	KANSAS	*SS	3	0	1	0	0	0	0	0	0	0	0	1	0	0	0	2	4	0	.253
Mar 18	DALLAS BAPTIST	*SS	4	0	2	1	0	0	0	0	0	0	0	1	0	0	1	2	3	0	.266
Mar 21	COLUMBIA	*SS	3	1	1	0	0	0	0	1	1	0	0	0	0	0	1	3	2	0	.268
Mar 22	COLUMBIA-1	*SS	4	0	1	2	0	0	0	0	0	0	0	0	0	0	1	2	2	0	.267
Mar 22	COLUMBIA-2	*SS	2	2	0	0	0	0	0	3	0	0	0	0	0	0	0	2	6	0	.261
Mar 25	TEXAS STATE	*SS	2	0	1	1	1	0	0	1	0	0	0	1	0	0	0	2	6	0	.267
Mar 28	at Texas Tech	*SS	5	1	0	0	0	0	0	1	0	0	0	0	0	0	2	1	4	0	.253
Mar 29	at Texas Tech	*SS	5	0	1	0	0	0	0	0	0	0	0	0	0	0	3	3	1	1	.250
Mar 30	at Texas Tech	*SS	5	0	3	0	0	0	0	1	0	0	0	0	0	0	0	0	5	1	.267
Apr 1	at Rice	*SS	4	1	2	0	1	0	0	1	0	0	0	0	0	0	0	1	1	0	.275
Apr 04	BAYLOR	*SS	4	0	1	0	0	0	0	0	0	0	0	0	0	0	1	1	2	0	.274
Apr 05	BAYLOR	*SS	1	1	0	2	0	0	0	1	0	0	0	0	2	0	0	1	1	0	.272
Apr 06	BAYLOR	*SS	3	0	0	1	0	0	0	0	0	0	0	1	0	0	0	3	2	0	.265
Apr 08	RICE	*SS	4	0	0	0	0	0	0	0	0	0	0	0	0	1	0	2	3	0	.256
Apr 11	at Oklahoma	*SS	4	2	2	1	0	0	1	1	0	0	0	0	0	0	0	0	3	1	.264
Apr 12	at Oklahoma	*SS	4	1	2	2	0	0	0	1	0	0	0	0	0	0	0	2	4	0	.271
Apr 13	at Oklahoma	*SS	5	0	1	0	0	0	0	0	0	0	0	0	0	0	1	0	4	0	.269
Apr 15	UT - ARLINGTON	*SS	4	0	1	1	1	0	0	0	0	0	0	1	0	0	0	3	3	0	.268
Apr 17	TEXAS CHRISTIAN	*SS	3	0	1	0	1	0	0	0	0	0	0	0	0	0	1	1	5	0	.270
Apr 18	TEXAS CHRISTIAN	*SS	4	0	2	0	0	0	0	0	0	0	0	0	0	0	0	1	0	0	.276
Apr 19	TEXAS CHRISTIAN	*SS	4	0	1	0	0	0	0	0	0	0	0	0	0	0	1	0	2	0	.275
Apr 22	UTPA	*SS	2	1	0	0	0	0	0	2	0	0	0	1	0	0	1	2	1	0	.272
Apr 25	OKLAHOMA STATE	*SS	3	2	2	0	0	0	0	0	0	0	1	0	0	0	0	3	0	0	.279
Apr 26	OKLAHOMA STATE	*SS	2	1	0	0	0	0	0	2	1	0	0	0	0	0	0	2	1	0	.276
Apr 27	OKLAHOMA STATE	*SS	5	1	0	0	0	0	0	0	0	0	0	0	0	0	3	2	1	1	.267
Apr 29	PRAIRIE VIEW A&M	*SS	3	0	2	2	1	0	0	0	0	0	0	1	0	0	0	1	3	0	.274
May 02	at West Virginia	*SS	4	0	2	0	0	0	0	0	0	0	0	0	0	0	2	2	3	3	.280
May 03	at West Virginia	*SS	3	1	1	1	0	0	0	0	0	0	1	0	0	0	0	2	3	1	.281
May 04	at West Virginia	*SS	5	0	0	0	0	0	0	0	0	0	0	0	0	1	0	1	4	1	.273
May 16	at K-State	*	5	2	3	2	1	0	0	0	0	0	0	0	0	0	0	1	2	0	.282
May 17	at K-State	*	4	0	2	0	1	0	0	0	0	0	0	0	0	0	1	0	3	0	.286
May 18	at K-State	*	5	0	2	1	1	0	0	1	0	1	0	0	0	0	1	3	3	1	.289
May 21	vs Texas Tech	*	4	0	0	0	0	0	0	1	0	0	0	0	0	0	0	2	5	1	.284
May 22	vs Oklahoma State	*	1	1	0	0	0	0	0	1	0	0	1	1	0	0	0	3	5	0	.282
May 24	vs Oklahoma State	*SS	3	0	0	0	0	0	0	0	0	0	0	1	0	0	1	5	2	0	.278
May 24	vs Oklahoma State	*	4	1	2	0	0	0	0	1	0	0	0	0	0	0	1	2	4	0	.282
May 30	vs Texas A&M	*SS	4	2	2	2	1	0	0	0	0	0	0	0	0	0	0	1	4	0	.286
May 31	at Rice	*SS	3	0	0	1	0	0	0	1	0	0	0	0	1	0	0	0	4	0	.282
Jun 01	vs Texas A&M	*SS	3	1	1	0	0	0	0	1	0	0	0	0	0	0	0	2	2	0	.283
Jun 02	vs Texas A&M	*SS	3	0	3	1	1	0	0	0	0	0	0	1	0	0	0	2	2	0	.293
Totals		60gs	215	27	63	31	12	0	1	27	3	2	3	16	5	3	31	94	171	15	.293

On base pct. .372 • Slugging pct. .363

2014 Texas Longhorns Baseball
Individual Game-by-Game for Texas Longhorns (as of Jun 04, 2014)

#2 Payton, Mark - 60 games (All games)

Date	Opponent	Pos	AB	R	H	RBI	2B	3B	HR	BB	SB	CS	HBP	SAC	SF	GDP	K	PO	A	E	Avg
Feb 14	at California	*of	4	0	3	0	0	0	0	0	0	0	0	0	0	0	1	3	0	0	.750
Feb 15	at California-1	*of	3	0	2	0	1	0	0	0	0	0	0	1	0	0	0	4	0	0	.714
Feb 15	at California-2	*of	5	2	2	2	0	0	1	0	0	0	0	0	0	0	0	3	0	0	.583
Feb 16	at California	*of	5	1	2	2	0	1	0	0	0	0	0	0	0	0	0	2	0	0	.529
Feb 18	TEXAS A&M - CC	*of	4	2	2	0	0	1	0	1	0	0	0	0	0	0	0	3	1	0	.524
Feb 21	STANFORD	*of	5	1	4	3	0	1	0	0	0	0	0	0	0	1	0	0	0	0	.577
Feb 22	STANFORD	*of	3	1	3	1	0	0	0	2	1	1	0	0	0	0	0	2	0	0	.621
Feb 23	STANFORD	*of	2	0	1	0	0	0	0	3	0	0	0	0	0	1	0	2	0	0	.613
Feb 25	UTPA	*of	4	0	1	0	0	0	0	1	0	0	0	0	0	0	0	0	0	0	.571
Feb 28	vs Rice	*of	2	0	0	0	0	0	0	2	0	0	0	0	0	0	0	0	0	0	.541
Mar 01	vs Houston Cougars	*of	4	0	1	1	1	0	0	0	0	0	0	0	0	0	1	2	0	0	.512
Mar 02	vs Sam Houston State	*of	3	1	1	0	0	0	0	1	0	0	0	1	0	0	0	2	0	0	.500
Mar 04	VALPARAISO	*of	4	1	0	0	0	0	0	1	0	0	0	0	0	0	1	3	0	0	.458
Mar 07	HAWAII	*of	4	1	2	0	0	0	0	0	0	0	0	0	0	0	1	2	0	0	.462
Mar 08	HAWAII	*of	2	0	1	0	0	0	0	1	0	0	0	0	0	0	0	3	0	0	.463
Mar 08	HAWAII-2	*of	4	0	1	2	0	1	0	0	0	0	0	0	0	0	2	2	0	0	.448
Mar 09	HAWAII	*of	2	2	0	0	0	0	0	3	2	0	0	0	0	0	0	3	0	0	.433
Mar 11	at Texas State	*of	3	0	0	0	0	0	0	1	0	0	0	0	0	0	0	4	0	0	.413
Mar 14	KANSAS	*of	3	0	1	0	0	0	0	0	0	0	0	1	0	1	0	2	0	0	.409
Mar 15	KANSAS	*of	3	1	2	0	0	0	0	0	1	0	0	0	0	0	0	3	0	0	.420
Mar 16	KANSAS	*of	3	0	1	1	1	0	0	1	0	0	0	0	0	0	0	2	0	0	.417
Mar 18	DALLAS BAPTIST	*of	3	1	2	2	0	1	0	2	0	0	0	0	0	0	1	1	0	0	.427
Mar 21	COLUMBIA	*of	4	0	0	0	0	0	0	1	0	0	0	0	0	0	0	3	1	0	.405
Mar 22	COLUMBIA-1	*of	1	0	0	0	0	0	0	1	0	0	0	2	0	0	0	3	0	0	.400
Mar 22	COLUMBIA-2	*of	4	0	2	2	1	0	0	0	0	0	1	0	0	0	1	3	0	0	.405
Mar 25	TEXAS STATE	*of	4	1	3	1	0	0	0	0	0	0	0	0	1	0	0	2	0	0	.420
Mar 28	at Texas Tech	*of	5	2	3	3	0	0	0	1	0	0	0	0	0	0	0	6	0	0	.430
Mar 29	at Texas Tech	*of	4	1	1	0	0	0	0	1	0	0	0	0	0	1	0	3	0	0	.423
Mar 30	at Texas Tech	*of	5	0	0	0	0	0	0	1	1	0	0	0	0	0	0	3	0	0	.402
Apr 1	at Rice	*of	4	0	1	1	0	0	0	1	0	0	0	0	0	0	1	4	0	0	.396
Apr 04	BAYLOR	*of	5	0	1	3	1	0	0	0	0	0	0	0	0	0	0	1	0	0	.387
Apr 05	BAYLOR	*of	5	0	1	1	0	0	0	0	0	0	0	0	0	0	0	2	0	0	.379
Apr 06	BAYLOR	*of	3	1	0	0	0	0	0	2	0	0	0	0	0	0	0	1	0	0	.370
Apr 08	RICE	*of	3	0	0	0	0	0	0	1	0	0	0	0	0	1	0	4	0	0	.361
Apr 11	at Oklahoma	*of	5	0	0	0	0	0	0	1	0	0	0	0	0	0	2	2	0	0	.346
Apr 12	at Oklahoma	*of	4	1	1	0	0	0	0	0	1	0	1	0	0	0	1	2	0	0	.344
Apr 13	at Oklahoma	*of	6	1	3	1	3	0	0	0	0	0	0	0	0	0	0	2	0	0	.350
Apr 15	UT - ARLINGTON	*of	1	1	0	0	0	0	0	4	1	0	0	0	0	0	0	2	0	0	.348
Apr 17	TEXAS CHRISTIAN	*of	4	0	1	0	0	0	0	0	1	0	0	0	0	0	1	4	0	0	.345
Apr 18	TEXAS CHRISTIAN	*of	2	0	0	0	0	0	0	1	0	0	1	0	0	0	0	5	0	0	.340
Apr 19	TEXAS CHRISTIAN	*of	4	0	2	0	0	0	0	0	0	0	0	0	0	0	1	1	0	0	.345
Apr 22	UTPA	*of	4	0	1	1	0	0	0	0	0	0	1	0	0	0	0	1	0	0	.342
Apr 25	OKLAHOMA STATE	*of	1	0	0	0	0	0	0	3	2	0	0	0	0	0	0	0	0	0	.340
Apr 26	OKLAHOMA STATE	*of	4	0	1	0	0	0	0	0	0	0	0	0	0	0	0	3	0	0	.338
Apr 27	OKLAHOMA STATE	*of	4	0	2	1	1	0	0	1	0	0	0	0	0	0	0	2	0	0	.342
Apr 29	PRAIRIE VIEW A&M	*of	3	1	0	0	0	0	0	2	2	0	0	0	0	0	0	1	0	0	.335
May 02	at West Virginia	*of	4	0	0	1	0	0	0	1	1	0	0	0	0	0	1	2	0	0	.327
May 03	at West Virginia	*of	4	0	1	0	1	0	0	0	0	0	0	0	0	0	1	4	0	0	.326
May 04	at West Virginia	*of	4	1	2	1	1	0	0	1	0	0	0	0	0	0	0	1	0	0	.330
May 16	at K-State	*	6	0	1	0	0	0	0	0	0	0	0	0	0	0	1	3	0	0	.324
May 17	at K-State	*	4	1	0	0	0	0	0	1	0	0	0	0	0	0	1	1	0	0	.317
May 18	at K-State	*	5	1	0	0	0	0	0	1	1	0	0	0	0	0	0	5	0	0	.309
May 21	vs Texas Tech	*	4	0	2	2	2	0	0	0	1	0	1	0	0	0	1	3	0	0	.313
May 22	vs Oklahoma State	*	3	0	2	0	0	0	0	1	0	0	0	0	0	0	0	1	0	0	.318
May 24	vs Oklahoma State	*of	3	0	0	0	0	0	0	1	0	0	0	0	0	0	1	4	0	1	.313
May 24	vs Oklahoma State	*	3	0	2	3	0	0	0	2	0	0	0	0	0	0	0	5	0	0	.319
May 30	vs Texas A&M	*of	4	0	1	1	0	0	0	0	0	0	0	0	0	0	2	4	0	0	.317
May 31	at Rice	*of	5	2	2	0	2	0	0	1	1	0	0	0	0	0	0	2	0	0	.319
Jun 01	vs Texas A&M	*of	3	1	1	0	0	0	0	1	1	0	0	0	0	0	0	3	0	0	.319
Jun 02	vs Texas A&M	*of	1	1	0	0	0	0	0	3	2	0	0	0	0	0	0	6	0	0	.318
Totals		60gs	217	30	69	36	15	5	1	53	19	1	5	5	1	5	22	152	2	1	.318

On base pct. .460 • Slugging pct. .447

2014 Texas Longhorns Baseball
Individual Game-by-Game for Texas Longhorns (as of Jun 04, 2014)

#11 Silver, Alex - 4 games (All games)

Date	Opponent	Pos	AB	R	H	RBI	2B	3B	HR	BB	SB	CS	HBP	SAC	SF	GDP	K	PO	A	E	Avg
Feb 25	UTPA	1b	0	1	0	0	0	0	0	1	0	0	0	0	0	0	0	3	0	0	.000
Mar 30	at Texas Tech	ph/1b	3	1	0	0	0	0	0	1	0	0	0	0	0	0	1	8	1	0	.000
Apr 29	PRAIRIE VIEW A&M	ph/1b	2	1	0	0	0	0	0	0	0	0	0	0	0	0	0	5	0	0	.000
May 04	at West Virginia	*1b	3	1	1	1	0	0	0	0	0	0	0	0	0	0	0	8	0	1	.125
Totals		1gs	8	4	1	1	0	0	0	2	0	0	0	0	0	0	1	24	1	1	.125

On base pct. .300 • Slugging pct. .125

2014 Texas Baseball Individual Career History

Barrera, Tres

Year	avg	gp-gs	ab	r	h	2b	3b	hr	rbi	tb	slg%	bb	hbp	so	gdp	ob%	sf	sh	sb-att	po	a	e	fld%
2014	.277	58-56	213	30	59	13	2	5	34	91	.427	19	6	30	7	.351	1	4	0-0	283	33	6	.981
TOTAL	.277	58-56	213	30	59	13	2	5	34	91	.427	19	6	30	7	.351	1	4	0-0	283	33	6	.981

SINGLE-GAME HIGHS:

Hits: 4, Columbia, Mar 22, 2014
 Doubles: 2, Baylor, Apr 05, 2014; at Texas Tech, Mar 28, 2014
 Triples: 1, UT - Arlington, Apr 15, 2014; at Texas State, Mar 11, 2014
 Home runs: 2, at K-State, May 18, 2014
 Total bases: 9, at K-State, May 18, 2014
 RBI: 4, UT - Arlington, Apr 15, 2014
 Runs scored: 2, 7 times
 Walks: 2, 4 times
 Hit by pitch: 2, at Texas Tech, Mar 28, 2014
 Struck out: 3, Texas State, Mar 25, 2014; at Texas Tech, Mar 30, 2014
 Sac flies: 1, at Rice, Apr 1, 2014
 Sac bunts: 1, 4 times
 At bats: 6, at Texas Tech, Mar 30, 2014; at K-State, May 18, 2014; at Rice, May 31, 2014
 Field chances: 13, vs Texas A&M, Jun 01, 2014
 Putouts: 12, Prairie View A&M, Apr 29, 2014
 Assists: 3, Texas Christian, Apr 19, 2014; Hawaii, Mar 08, 2014
 Runners CS: 2, Baylor, Apr 06, 2014; UTPA, Feb 25, 2014

Carter, Madison

Year	avg	gp-gs	ab	r	h	2b	3b	hr	rbi	tb	slg%	bb	hbp	so	gdp	ob%	sf	sh	sb-att	po	a	e	fld%
2013	.194	26-22	72	6	14	2	1	0	4	18	.250	8	2	11	3	.293	0	3	2-4	60	49	5	.956
2014	.362	35-26	94	24	34	5	0	1	11	42	.447	11	1	17	4	.434	0	13	3-5	0	2	0	1.000
TOTAL	.289	61-48	166	30	48	7	1	1	15	60	.361	19	3	28	7	.372	0	16	5-9	60	51	5	.957

SINGLE-GAME HIGHS:

Hits: 3, 4 times
 Doubles: 1, 7 times
 Triples: 1, Kansas State, May 04, 2013
 Home runs: 1, at K-State, May 16, 2014
 Total bases: 7, at K-State, May 16, 2014
 RBI: 2, at K-State, May 16, 2014; at K-State, May 17, 2014
 Runs scored: 3, at K-State, May 16, 2014
 Walks: 2, at Oklahoma, Apr 11, 2014
 Hit by pitch: 1, West Virginia, Apr 20, 2013; Texas Tech, Mar 15, 2013; at K-State, May 18, 2014
 Struck out: 2, 4 times
 Sac bunts: 2, Prairie View A&M, Apr 29, 2014
 At bats: 6, at Texas Tech, Mar 30, 2014
 Stolen bases: 2, at K-State, May 18, 2014
 Caught stealing: 1, 4 times
 Field chances: 12, Texas Tech, Mar 16, 2013
 Putouts: 9, Oral Roberts, Mar 12, 2013; Texas Tech, Mar 16, 2013
 Assists: 7, Sacramento State, Feb 15, 2013

2014 Texas Baseball Individual Career History

Clemens, Kacy

Year	avg	gp-gs	ab	r	h	2b	3b	hr	rbi	tb	slg%	bb	hbp	so	gdp	ob%	sf	sh	sb-att	po	a	e	fld%
2014	.216	58-56	185	20	40	4	0	1	17	47	.254	36	0	43	1	.344	0	7	0-0	553	24	5	.991
TOTAL	.216	58-56	185	20	40	4	0	1	17	47	.254	36	0	43	1	.344	0	7	0-0	553	24	5	.991

SINGLE-GAME HIGHS:

Hits: 3, at California, Feb 15, 2014

Doubles: 1, 4 times

Home runs: 1, at K-State, May 16, 2014

Total bases: 5, at K-State, May 16, 2014

RBI: 3, at K-State, May 16, 2014; vs Oklahoma State, May 22, 2014

Runs scored: 2, Valparaiso, Mar 04, 2014; Columbia, Mar 22, 2014

Walks: 3, at Rice, Apr 1, 2014; Oklahoma State, Apr 25, 2014

Struck out: 3, Stanford, Feb 21, 2014

Sac bunts: 1, 7 times

At bats: 5, at Oklahoma, Apr 13, 2014; Stanford, Feb 23, 2014; vs Oklahoma State, May 24, 2014

Field chances: 17, Dallas Baptist, Mar 18, 2014

Putouts: 16, at California, Feb 16, 2014

Assists: 3, Dallas Baptist, Mar 18, 2014; Columbia, Mar 22, 2014; vs Oklahoma State, May 24, 2014

Felts, Jacob

Year	avg	gp-gs	ab	r	h	2b	3b	hr	rbi	tb	slg%	bb	hbp	so	gdp	ob%	sf	sh	sb-att	po	a	e	fld%
2011	.215	63-59	186	22	40	3	0	1	20	46	.247	14	7	34	3	.293	1	12	5-6	458	51	7	.986
2012	.282	52-52	188	20	53	8	0	0	21	61	.324	11	8	21	4	.343	3	6	2-4	387	45	6	.986
2013	.272	47-42	147	12	40	5	0	1	15	48	.327	10	7	21	4	.348	0	5	3-4	235	32	5	.982
2014	.214	19-13	56	4	12	1	1	0	6	15	.268	3	0	6	4	.254	0	2	0-0	1	0	0	1.000
TOTAL	.251	181-166	577	58	145	17	1	2	62	170	.295	38	22	82	15	.320	4	25	10-14	1081	128	18	.985

SINGLE-GAME HIGHS:

Hits: 3, 4 times

Doubles: 2, Brown, Mar 13, 2011; at Oklahoma Sooners, Mar 18, 2012

Triples: 1, Hawaii, Mar 07, 2014

Home runs: 1, Missouri, Apr 03, 2011; West Virginia, Apr 20, 2013

Total bases: 5, West Virginia, Apr 20, 2013; Brown, Mar 13, 2011

RBI: 4, West Virginia, Apr 20, 2013

Runs scored: 2, 12 times

Walks: 2, 4 times

Hit by pitch: 1, 22 times

Struck out: 3, Nebraska, Feb 24, 2013; at Oklahoma State, Mar 25, 2011

Sac flies: 1, 4 times

Sac bunts: 1, 25 times

At bats: 6, at Hawai'i, Feb 26, 2011; at Missouri, May 06, 2012; at Nebraska, May 07, 2011

Stolen bases: 2, UTSA, Mar 08, 2011

Caught stealing: 1, 4 times

Field chances: 18, UTSA, Mar 08, 2011

Putouts: 16, UTSA, Mar 08, 2011

Assists: 4, Kansas, Apr 20, 2012; vs Arkansas, Mar 04, 2012

Runners CS: 2, 4 times

2014 Texas Baseball Individual Career History

Gurwitz, Zane

Year	avg	gp-gs	ab	r	h	2b	3b	hr	rbi	tb	slg%	bb	hbp	so	gdp	ob%	sf	sh	sb-att	po	a	e	fld%
2014	.279	54-52	183	24	51	9	0	2	26	66	.361	13	1	32	0	.328	1	7	9-9	42	92	13	.912
TOTAL	.279	54-52	183	24	51	9	0	2	26	66	.361	13	1	32	0	.328	1	7	9-9	42	92	13	.912

SINGLE-GAME HIGHS:

Hits: 4, at Texas Tech, Mar 29, 2014
 Doubles: 2, at Oklahoma, Apr 13, 2014; Columbia, Mar 22, 2014
 Home runs: 1, at California, Feb 16, 2014; at K-State, May 18, 2014
 Total bases: 5, at California, Feb 16, 2014
 RBI: 3, Stanford, Feb 23, 2014; at K-State, May 18, 2014
 Runs scored: 3, UT - Arlington, Apr 15, 2014
 Walks: 2, UTPA, Feb 25, 2014
 Hit by pitch: 1, Dallas Baptist, Mar 18, 2014
 Struck out: 3, vs Texas A&M, Jun 01, 2014; at Texas Tech, Mar 30, 2014
 Sac flies: 1, at Rice, Apr 1, 2014
 Sac bunts: 1, 7 times
 At bats: 5, 4 times
 Stolen bases: 2, at Texas Tech, Mar 29, 2014
 Field chances: 7, at K-State, May 18, 2014
 Putouts: 3, at California, Feb 15, 2014; UTPA, Feb 25, 2014; at K-State, May 18, 2014
 Assists: 5, at Oklahoma, Apr 13, 2014; Kansas, Mar 16, 2014

Hall, Weston

Year	avg	gp-gs	ab	r	h	2b	3b	hr	rbi	tb	slg%	bb	hbp	so	gdp	ob%	sf	sh	sb-att	po	a	e	fld%
2013	.226	48-42	159	21	36	4	0	0	10	40	.252	17	3	43	2	.313	0	4	11-14	83	1	3	.966
2014	.000	8-0	0	2	0	0	0	0	0	0	.000	0	0	0	0	.000	0	0	0-0	1	0	0	1.000
TOTAL	.226	56-42	159	23	36	4	0	0	10	40	.252	17	3	43	2	.313	0	4	11-14	84	1	3	.966

SINGLE-GAME HIGHS:

Hits: 3, Texas State, Apr 09, 2013; at Stanford, Mar 02, 2013; at Minnesota, Mar 24, 2013
 Doubles: 1, 4 times
 Total bases: 4, at Minnesota, Mar 24, 2013
 RBI: 2, at Minnesota, Mar 24, 2013
 Runs scored: 2, 4 times
 Walks: 3, UT Pan American, Apr 16, 2013
 Hit by pitch: 1, at Stanford, Mar 02, 2013; Texas Tech, Mar 15, 2013; at Minnesota, Mar 23, 2013
 Struck out: 3, West Virginia, Apr 21, 2013
 Sac bunts: 1, 4 times
 At bats: 6, Texas State, Apr 09, 2013; at Kansas, Apr 12, 2013
 Stolen bases: 1, 11 times
 Caught stealing: 1, Oklahoma, Apr 06, 2013; West Virginia, Apr 20, 2013; Sacramento State, Feb 15, 2013
 Field chances: 5, West Virginia, Apr 21, 2013; at Stanford, Mar 03, 2013; Texas Tech, Mar 17, 2013
 Putouts: 5, West Virginia, Apr 21, 2013; at Stanford, Mar 03, 2013; Texas Tech, Mar 17, 2013
 Assists: 1, Texas Tech, Mar 16, 2013

2014 Texas Baseball Individual Career History

Hinojosa, C.J

Year	avg	gp-gs	ab	r	h	2b	3b	hr	rbi	tb	slg%	bb	hbp	so	gdp	ob%	sf	sh	sb-att	po	a	e	fld%
2013	.314	50-50	188	19	59	10	2	2	29	79	.420	18	1	26	2	.373	2	6	3-4	79	130	11	.950
2014	.293	60-60	215	27	63	12	0	1	31	78	.363	27	3	31	3	.372	5	16	3-5	94	171	15	.946
TOTAL	.303	110-110	403	46	122	22	2	3	60	157	.390	45	4	57	5	.373	7	22	6-9	173	301	26	.948

SINGLE-GAME HIGHS:

Hits: 3, 9 times

Doubles: 2, at TCU, May 17, 2013

Triples: 1, Texas Southern, May 11, 2013

Home runs: 1, at Oklahoma, Apr 11, 2014; at Oklahoma State, Mar 29, 2013; at Oklahoma State, Mar 30, 2013

Total bases: 5, 4 times

RBI: 3, Texas State, Apr 09, 2013; Texas A&M - CC, Feb 18, 2014; at Oklahoma State, Mar 28, 2013

Runs scored: 2, 8 times

Walks: 3, Columbia, Mar 22, 2014

Hit by pitch: 1, 4 times

Struck out: 3, Oklahoma State, Apr 27, 2014; at Texas Tech, Mar 29, 2014

Sac flies: 2, Baylor, Apr 05, 2014

Sac bunts: 2, Stanford, Feb 21, 2014; Nebraska, Feb 24, 2013

At bats: 6, at Kansas, Apr 12, 2013

Stolen bases: 1, 6 times

Caught stealing: 1, Texas A&M - CC, Feb 18, 2014; UT Arlington, Feb 19, 2013; at K-State, May 18, 2014

Field chances: 9, at Kansas, Apr 12, 2013

Putouts: 6, at Minnesota, Mar 23, 2013

Assists: 7, West Virginia, Apr 20, 2013

Johnson, Ben

Year	avg	gp-gs	ab	r	h	2b	3b	hr	rbi	tb	slg%	bb	hbp	so	gdp	ob%	sf	sh	sb-att	po	a	e	fld%
2013	.213	30-26	89	11	19	6	1	3	9	36	.404	11	1	27	0	.307	0	5	3-7	17	1	1	.947
2014	.271	60-60	221	43	60	10	3	6	32	94	.425	29	10	41	0	.374	5	10	20-20	127	4	2	.985
TOTAL	.255	90-86	310	54	79	16	4	9	41	130	.419	40	11	68	0	.355	5	15	23-27	144	5	3	.980

SINGLE-GAME HIGHS:

Hits: 4, UC Santa Barbara, Mar 10, 2013

Doubles: 2, UC Santa Barbara, Mar 10, 2013

Triples: 1, 4 times

Home runs: 1, 9 times

Total bases: 9, UC Santa Barbara, Mar 10, 2013

RBI: 3, UT - Arlington, Apr 15, 2014; at Texas State, Mar 11, 2014

Runs scored: 4, UT - Arlington, Apr 15, 2014

Walks: 3, UT Pan American, Apr 16, 2013

Hit by pitch: 2, Rice, Apr 08, 2014

Struck out: 4, at Rice, May 31, 2014

Sac flies: 1, 4 times

Sac bunts: 2, Baylor, Apr 05, 2014

At bats: 6, at Texas Tech, Mar 30, 2014; at Rice, May 31, 2014

Stolen bases: 3, Prairie View A&M, Apr 29, 2014

Caught stealing: 1, 4 times

Field chances: 5, 6 times

Putouts: 5, 4 times

Assists: 2, vs Sam Houston State, Mar 02, 2014

2014 Texas Baseball Individual Career History

Marlow, Brooks

Year	avg	gp-gs	ab	r	h	2b	3b	hr	rbi	tb	slg%	bb	hbp	so	gdp	ob%	sf	sh	sb-att	po	a	e	fld%
2012	.214	52-51	173	25	37	4	2	2	29	51	.295	26	4	37	1	.325	3	13	2-4	89	152	7	.972
2013	.256	46-43	156	18	40	10	2	1	11	57	.365	11	1	21	3	.310	0	6	1-1	68	138	6	.972
2014	.284	60-60	236	39	67	11	3	3	19	93	.394	44	2	31	2	.399	1	9	4-6	118	188	2	.994
TOTAL	.255	158-154	565	82	144	25	7	6	59	201	.356	81	7	89	6	.353	4	28	7-11	275	478	15	.980

SINGLE-GAME HIGHS:

Hits: 4, at Texas Tech, Mar 28, 2014; at West Virginia, May 02, 2014; at Rice, May 31, 2014
Doubles: 2, 4 times
Triples: 1, 7 times
Home runs: 2, Duke, Feb 18, 2012
Total bases: 9, at Texas Tech, Mar 28, 2014
RBI: 3, Duke, Feb 18, 2012; vs Rice Owls, Mar 2, 2012
Runs scored: 3, at Rice, Apr 1, 2014; at Texas Tech, Mar 28, 2014; Texas Southern, May 11, 2013
Walks: 3, Dallas Baptist, Mar 18, 2014; vs Oklahoma State, May 24, 2014
Hit by pitch: 1, 7 times
Struck out: 2, 16 times
Sac flies: 1, 4 times
Sac bunts: 2, Stephen F. Austin, Mar 20, 2012; Texas State, Mar 26, 2013
At bats: 6, at Texas Tech, Mar 28, 2014; at Texas Tech, Mar 30, 2014; at Rice, May 31, 2014
Stolen bases: 1, 7 times
Caught stealing: 1, 4 times
Field chances: 10, at Texas Tech, Apr 07, 2012; at West Virginia, May 04, 2014; vs Missouri, May 23, 2012
Putouts: 5, Texas Christian, Apr 19, 2014; Duke, Feb 19, 2012; vs Texas Tech, May 21, 2014
Assists: 7, 4 times

Payton, Mark

Year	avg	gp-gs	ab	r	h	2b	3b	hr	rbi	tb	slg%	bb	hbp	so	gdp	ob%	sf	sh	sb-att	po	a	e	fld%
2011	.263	65-65	240	37	63	11	2	0	25	78	.325	31	6	34	6	.353	6	19	6-10	86	0	3	.966
2012	.322	52-52	208	40	67	13	4	5	29	103	.495	32	3	27	0	.418	1	7	8-13	89	2	0	1.000
2013	.385	49-49	174	27	67	11	7	0	28	92	.529	28	4	22	3	.478	1	7	3-6	98	9	4	.964
2014	.318	60-60	217	30	69	15	5	1	36	97	.447	53	5	22	5	.460	1	5	19-20	152	2	1	.994
TOTAL	.317	226-226	839	134	266	50	18	6	118	370	.441	144	18	105	14	.424	9	38	36-49	425	13	8	.982

SINGLE-GAME HIGHS:

Hits: 4, 4 times
Doubles: 3, at Oklahoma, Apr 13, 2014
Triples: 1, 17 times
Home runs: 1, 5 times
Total bases: 6, at Oklahoma, Apr 13, 2014; West Virginia, Apr 20, 2013; Stanford, Feb 21, 2014
RBI: 4, Texas Southern, May 12, 2012
Runs scored: 3, 6 times
Walks: 4, UT - Arlington, Apr 15, 2014
Hit by pitch: 1, 18 times
Struck out: 4, at Stanford, Feb 24, 2012
Sac flies: 1, 9 times
Sac bunts: 2, 4 times
At bats: 7, at Oklahoma Sooners, Mar 16, 2012
Stolen bases: 2, 4 times
Caught stealing: 2, Texas State, Apr 17, 2012
Field chances: 7, Baylor, May 19, 2012
Putouts: 6, 5 times
Assists: 2, Oral Roberts, Mar 12, 2013

2014 Texas Baseball Individual Career History

Shaw, Collin

Year	avg	gp-gs	ab	r	h	2b	3b	hr	rbi	tb	slg%	bb	hbp	so	gdp	ob%	sf	sh	sb-att	po	a	e	fld%
2012	.128	15-8	39	4	5	0	0	0	1	5	.128	5	0	14	0	.227	0	1	1-2	19	1	0	1.000
2013	.222	23-13	45	9	10	2	1	0	3	14	.311	8	1	11	0	.352	0	1	2-2	25	0	0	1.000
2014	.259	54-49	170	20	44	4	1	0	22	50	.294	21	6	34	0	.353	4	11	13-18	87	4	1	.989
TOTAL	.232	92-70	254	33	59	6	2	0	26	69	.272	34	7	59	0	.334	4	13	16-22	131	5	1	.993

SINGLE-GAME HIGHS:

Hits: 3, Columbia, Mar 21, 2014
 Doubles: 1, 6 times
 Triples: 1, Columbia, Mar 21, 2014; Texas Southern, May 11, 2013
 Total bases: 5, Columbia, Mar 21, 2014
 RBI: 3, Columbia, Mar 21, 2014
 Runs scored: 2, 5 times
 Walks: 3, Baylor, Apr 06, 2014
 Hit by pitch: 1, 7 times
 Struck out: 3, Texas Christian, Apr 17, 2014; vs Arkansas, Mar 04, 2012; at Kansas State, Mar 23, 2012
 Sac flies: 1, 4 times
 Sac bunts: 2, Oklahoma State, Apr 25, 2014
 At bats: 6, at Texas Tech, Mar 28, 2014
 Stolen bases: 2, Baylor, Apr 04, 2014; at Texas Tech, Mar 30, 2014; vs Texas Tech, May 21, 2014
 Caught stealing: 1, 6 times
 Field chances: 6, Duke, Feb 19, 2012
 Putouts: 5, UT Pan American, Apr 16, 2013; Duke, Feb 19, 2012; vs Texas Tech, May 21, 2014
 Assists: 1, 5 times

Silver, Alex

Year	avg	gp-gs	ab	r	h	2b	3b	hr	rbi	tb	slg%	bb	hbp	so	gdp	ob%	sf	sh	sb-att	po	a	e	fld%
2011	.172	12-8	29	2	5	0	0	0	1	5	.172	2	1	4	1	.250	0	1	0-0	6	11	1	.944
2012	.267	45-43	165	24	44	10	1	0	19	56	.339	14	6	32	3	.342	2	4	0-0	399	21	3	.993
2013	.196	26-15	56	4	11	1	0	0	5	12	.214	12	2	13	0	.357	0	4	0-0	150	7	1	.994
2014	.125	4-1	8	4	1	0	0	0	1	1	.125	2	0	1	0	.300	0	0	0-0	24	1	1	.962
TOTAL	.236	87-67	258	34	61	11	1	0	26	74	.287	30	9	50	4	.334	2	9	0-0	579	40	6	.990

SINGLE-GAME HIGHS:

Hits: 3, at Minnesota, Mar 23, 2013; at Kansas State, Mar 25, 2012
 Doubles: 1, 11 times
 Triples: 1, Stephen F. Austin, Mar 20, 2012
 Total bases: 4, at Kansas State, Mar 25, 2012
 RBI: 3, at Minnesota, Mar 23, 2013
 Runs scored: 2, 5 times
 Walks: 2, at Minnesota, Mar 24, 2013; at Oklahoma State, Mar 30, 2013; vs Kansas, May 24, 2012
 Hit by pitch: 2, Stephen F. Austin, Mar 20, 2012
 Struck out: 3, at Texas Tech, Apr 06, 2012
 Sac flies: 1, Texas Southern, May 12, 2012
 Sac bunts: 1, 9 times
 At bats: 5, 9 times
 Field chances: 19, Kansas State, May 03, 2013
 Putouts: 17, Kansas State, May 03, 2013
 Assists: 2, 9 times