



Six-Time National Champions
1949 • 1950 • 1975 • 1983 • 2002 • 2005

TEXAS BASEBALL

Texas Media Relations • P.O. Box 7399 • Austin, Texas 78713
Assistant Media Relations Director/Baseball Contact: Justin Moore • Office: (512) 232-9438
Email: justin.moore@utexas.edu

2014 schedule/scores

Date	Opponent (TV)	Time/Score
Feb. 14	at California	L, 0-7
Feb. 15	at California	L, 1-2
Feb. 15	at California	W, 6-2
Feb. 16	at California	W, 5-0
Feb. 18	TEXAS A&M CORPUS CHRISTI (LHN)	W, 10-0
Feb. 21	STANFORD (LHN)	W, 9-3
Feb. 22	STANFORD (LHN)	W, 4-3
Feb. 23	STANFORD (LHN)	L, 5-11
Feb. 25	UT-PAN AMERICAN (LHN)	W, 2-1 (11)
Feb. 28	vs. Rice (LHN)	W, 2-0
March 1	vs. Houston (LHN)	W, 3-2
March 2	vs. Sam Houston State (LHN)	W, 3-2
March 4	VALPARAISO (LHN)	W, 7-1
March 7	HAWAII (LHN)	W, 3-2
March 8	HAWAII (7 inn.) (LHN)	L, 1-6
March 8	HAWAII (LHN)	W, 3-2
March 9	HAWAII (LHN)	W, 4-1
March 11	at Texas State (KBVO)	W, 6-3
March 14	KANSAS * (LHN)	L, 2-3
March 15	KANSAS * (LHN)	W, 2-1
March 16	KANSAS * (LHN)	L, 1-6
March 18	DALLAS BAPTIST (LHN)	W, 5-0
March 21	COLUMBIA (LHN)	W, 7-3
March 22	COLUMBIA (LHN)	W, 6-1
March 22	COLUMBIA (LHN)	W, 11-0
March 25	TEXAS STATE (LHN)	W, 5-1
March 28	at Texas Tech * (FCS)	W, 11-1
March 29	at Texas Tech *	L, 4-8
March 30	at Texas Tech * (FSW)	W, 5-2 (12)
April 1	at Rice	W, 5-2
April 4	BAYLOR * (LHN)	W, 5-4
April 5	BAYLOR * (LHN)	W, 6-3
April 6	BAYLOR * (LHN)	W, 4-0
April 8	RICE (LHN)	L, 2-7
April 11	at Oklahoma * (FCS)	W, 10-8 (10)
April 12	at Oklahoma *	W, 7-2
April 13	at Oklahoma * (ESPNU)	W, 8-1
April 15	UT-ARLINGTON (LHN)	W, 10-2
April 17	TCU * (LHN)	L, 0-3
April 18	TCU * (LHN)	L, 0-2
April 19	TCU * (LHN)	L, 1-3
April 22	UT-PAN AMERICAN (LHN)	W, 5-4
April 25	OKLAHOMA STATE* (LHN)	W, 3-0
April 26	OKLAHOMA STATE * (LHN)	L, 1-2
April 27	OKLAHOMA STATE* (LHN)	L, 3-8
April 29	PRAIRIE VIEW A&M (LHN)	W, 6-3
May 2	at West Virginia *	L, 3-5
May 3	at West Virginia *	W, 2-0
May 4	at West Virginia *	L, 6-12
May 13	TEXAS STATE (LHN)	Cancelled
May 16	at Kansas State * (Cox)	W, 12-0
May 17	at Kansas State * (FCS-Atlantic)	L, 4-5
May 18	at Kansas State * (FS1)	W, 9-8
May 21	vs. Texas Tech (FCS)	7:30 p.m.
May 22	vs. Oklahoma State/Oklahoma (FCS)	12:30/7:30
May 23-25	Phillips 66 Big 12 Championship (FCS/FS1)	TBD

All times Central

DH - Doubleheader

* - Big 12 Conference game

(LHN) Longhorn Network • (FS1) Fox Sports 1 • (FCS) Fox College Sports • (FSW) Fox Sports Southwest



Follow@Texas_Baseball

TexasSports.com



No. 22/28 Texas (36-16, 13-11) Phillips 66 Big 12 Championship • May 21-25

Upcoming Games Schedule

Where: Oklahoma City, Oklahoma • Chickasaw Bricktown Ballpark (13,066)

Live Stats: Big12Sports.com/bsb-scoreboard

TV: Fox College Sports (Wednesday-Saturday) | FS1 (Sunday)

Talent: Chad McKee (PbP) and Jay Payton (Analyst)

Radio: AM-1300 The Zone, online at www.TexasSports.com/showcase

Talent: Craig Way (PbP), Keith Moreland (Analyst)

All-Time Record in the Big 12 Tournament: 29-23

Big 12 Tournament Championships: 2002, 2003, 2008, 2009

Probable Starters - Wednesday, May 21

Texas Jr. RHP Lukas Schiraldi (6-3, 4.39) vs. Texas Tech Jr. RHP Corey Taylor (5-2, 1.79)

QUICK HITS

- Texas opens play in the Phillips 66 Big 12 Championship Wednesday at 7:30 p.m. against Texas Tech. The Longhorns are the No. 5 seed in the tournament while the Red Raiders are the No. 4 seed.
- Texas finished the regular season with a 36-16 record, including a 13-11 mark in the Big 12. The Longhorns concluded the season by taking two of three at Kansas State, including a 9-8 win in 10 innings on Sunday.
- Dillon Peters (Pitcher) and Tres Barrera (Newcomer) claimed weekly honors from the Big 12 for their play vs. Kansas State. Peters propelled Texas to a no-hitter on Friday, tossing seven hitless innings as Texas went on to a 12-0 victory. He struck out eight, one shy of his career high. Barrera went 7-for-13 with three home runs in the three-game series. He blasted two homers in Sunday's 9-8, 10-inning victory, including what proved to be the game-winning run with a solo shot in the top of the 10th.
- Eight Longhorns earned All-Big 12 honors. CF Mark Payton was named to the first team; RHP Chad Hollingsworth, 2B Brooks Marlow and RHP Nathan Thornhill were named to the second team; Ben Johnson received honorable mention; and Tres Barrera, Morgan Cooper and Zane Gurwitz were selected to the All-Freshman team.
- The Texas pitching staff ranks second in the Big 12 and 10th nationally with a 2.40 ERA. Texas is holding opponents to a .230 batting average which is also second best in the league.
- The Longhorns are fourth in the league and 30th nationally in fielding percentage (.975). Texas has turned 56 double plays which ranks second in the Big 12 and t-13th nationally.
- Designated hitter Madison Carter is hitting .381 on the season and .444 in Big 12 games. In the last six games, Carter is 13-of-21 (.619) with 10 runs, four RBIs, two doubles and a home run.
- Mark Payton leads the Big 12 in on-base percentage (.446) and walks (44), is third in triples (5) and is hitting .309. Payton has reached base safely in 91 consecutive games dating back to last season, which is the longest streak nationally and the second longest in Big 12 history (93 - Nick Martini, K-State, 2009-11).
- Carter (24-62, .387), Tres Barrera (46-135, .341), Ben Johnson (43-139, .309) and Zane Gurwitz (36-120, .300) have been the offensive leaders since March 11.
- Texas ranks 15th in the official NCAA RPI and has played the 13th most difficult schedule in the country according to BoydsWorld.com. The Longhorns have a 9-9 record against teams in the RPI top 35, including 7-3 in road and neutral games. Against the RPI top 100, Texas is 27-15.

PROBABLE POSITION STARTERS

NO.	PLAYER	POS	YR	B/T	AVG	G-GS	AB	R	H	2B	3B	HR	RBI	SB
1	Tres Barrera	C	Fr.	R/R	.286	50-48	182	27	52	11	2	5	31	0
42	Kacy Clemens	1B	Fr.	L/R	.226	50-48	155	19	35	4	0	1	13	0
8	Brooks Marlow	2B	Jr.	L/R	.272	52-52	206	34	56	9	2	2	17	4
9	C.J. Hinojosa	SS	So.	R/R	.289	52-52	190	22	55	10	0	1	27	3
50	Zane Gurwitz	3B	Fr.	R/R	.271	46-44	155	20	42	7	0	2	25	6
14	Ben Johnson	LF	So.	R/R	.286	52-52	189	38	54	9	3	6	28	19
2	Mark Payton	CF	Sr.	L/L	.309	52-52	191	26	59	11	5	1	30	14
4	Collin Shaw	RF	Jr.	R/R	.259	46-41	143	18	37	4	1	0	19	9
35	Madison Carter	DH	Sr.	R/R	.381	27-18	63	20	24	3	0	1	9	3

Final Regular Season Big 12 Standings

School	Big 12	Pct.	Overall	Pct.
Oklahoma St.	18-6	.750	41-14	.745
TCU	17-7	.708	38-15	.717
Kansas	15-9	.625	34-22	.607
Texas Tech	14-10	.583	40-16	.714
Texas	13-11	.542	36-16	.692
West Virginia	9-14	.391	27-24	.529
Baylor	8-15	.348	24-29	.453
Oklahoma	8-16	.333	28-27	.509
Kansas State	4-17	.208	25-30	.455

Texas in the Big 12 Championship

All-Time Record: 29-23

Appearances: 14

Record vs. Opponents

Baylor: 3-4

Kansas: 2-1

Kansas State: 3-0

Missouri: 2-6

Nebraska: 3-2

Oklahoma: 4-1

Oklahoma State: 4-2

TCU: 0-0

Texas A&M: 5-5

Texas Tech: 3-2

West Virginia: 0-0

QUICK HITS CONTINUED...

- Texas hit four home runs (Barrera - 2, Johnson - 1, Carter - 1) in the regular season finale at K-State. That was the most homers in a game since the Longhorns hit five at Missouri on May 23, 2010.
- A pair of Longhorns earned national acclaim three weeks ago for their success on and off the field. Senior Mark Payton was named one of 10 finalists for the Senior CLASS Award, while redshirt sophomore John Curtiss was named to the Academic All-District 7 team.
- The Longhorns are 17-1 when scoring six or more runs this year.
- The Longhorns are 10-4 in one-run games this season.
- Texas has allowed three runs or fewer in 38 games this year (32-6 record).
- In addition to Payton leading the league in walks (44), Brooks Marlow is third with 38 and Kacy Clemens is tied for fifth with 35.
- Head coach Augie Garrido surpassed Gordon Gillespie for the most wins (1,894) by any college baseball coach at any level with the 5-1 win over Texas State on March 25. He now has 1,910 victories.
- Texas' 44 hits in the Texas Tech series were the most in a three-game series since March 16-18, 2012, when the Longhorns had 45 at Oklahoma.
- Texas swept Oklahoma with great offensive balance. Eight of nine starters had at least one hit Friday, while all nine had at least one on Saturday and Sunday. Texas scored 25 runs and hit .310 as a team in the series. Every Longhorn starter scored at least two runs and six had three or more RBI.
- The Longhorns are 18-2 when scoring in the first inning this season. The two losses came on March 29 at Texas Tech and April 19 vs. TCU.
- The Longhorns are second in the Big 12 with nine shutouts, trailing only TCU which has 14. Texas also ranks t-10th nationally.
- Texas is No. 11 in the country in Iterative Strength Rating, according to college baseball site *Boyd'sWorld.com* (see more - page 3). The Longhorns have played the 14th most difficult schedule accoring to *Boyd'sWorld*.
- The Texas bullpen had a streak of 30 consecutive scoreless innings snapped when it surrendered five runs in the ninth inning against Kansas on March 16. On the year, the bullpen has a 1.58 ERA, while the starters have a 2.47 ERA.
- Texas is 36-8 when scoring two runs or more.
- Texas has stolen 59 bases on 69 attempts this season, with Ben Johnson (19-19), Mark Payton (14-15) and Collin Shaw (9-13) leading the way. The Longhorns have been excellent against the run, with opponents stealing just 29 bases on 41 attempts. That's tied for the lowest number in the Big 12 with TCU (29-45).
- Texas is second in the nation with 80 sacrifice bunts (Washington, 81).
- Three pitchers with a combined 40 starts from last year return in 2014: Dillon Peters (14), Parker French (13) and Nathan Thornhill (13). The Longhorns return seven total pitchers from the 2013 staff which ranked seventh nationally in ERA (2.61).
- The 2013 UT recruiting class was ranked second nationally by *Baseball America*. Five players ranked in the *Baseball America* 500: right-handed pitcher Lukas Schiraldi (No. 162), third baseman Andy McGuire (No. 198), catcher Tres Barrera (No. 200), infielder Bret Boswell (No. 221) and right-handed pitcher Blake Goins (No. 256). The class is comprised of 12 freshmen and one junior-college transfer in Schiraldi.
- Five of the 13 incoming players were selected in the 2013 MLB Draft but chose to report to campus rather than sign professional contracts. Goins was selected in the 12th round, left-handed pitcher Josh Sawyer was taken in the 32nd round, Schiraldi and infielder/right-handed pitcher Kacy Clemens were picked in the 35th round, and McGuire was taken in the 36th round.
- Seniors Mark Payton (OF) and Nathan Thornhill (RHP) return to The Forty Acres after being selected in the MLB draft in the 16th and 24th rounds, respectively.
- Payton led the 2013 squad in nearly every hitting category including: batting average (.393), hits (70), doubles (11), triples (8), RBIs (29), total bases (97), slugging percentage (.545), walks (28), on-base percentage (.483), and sac bunts (7).
- Twenty-two players were named to the Big 12 Commissioner's Honor Roll in the fall 2013 semester for earning a 3.0 grade-point-average or higher. Of Texas' incoming class of 13 student-athletes, 10 made the honor roll.

Quick Facts

UNIVERSITY AND ATHLETICS

School _____ University of Texas
 City/Zip _____ Austin, TX 78713-7399
 Founded _____ 1883
 Enrollment _____ 52,076 (39,995 undergraduate)
 Nickname _____ Longhorns
 School Colors_ Burnt Orange & White (Pantone 159)
 Home Field/Capacity _ UFCU Disch-Falk Field /6,649
 Date Opened _____ February 17, 1975
 Surface _____ FieldTurf
 Dimensions _____ LF - 340, CF - 400, RF - 325,
 _____ Alleys - 375
 Affiliation _____ NCAA Division I
 Conference _____ Big 12 Conference
 President _____ William C. Powers, Jr.
 Alma Mater/Year _____ California, 1967
 Director of Athletics _____ Steve Patterson
 Alma Mater/Year _____ Texas, 1980
 Athletic Department Phone _____ (512) 471-6036
 Ticket Office Phone _____ (512) 471-3333

HISTORY

First Year of Baseball _____ 1895
 All-Time Collegiate Record ____ 3,242-1,068-28 (.752)
 All-Time Overall Record ____ 3,412-1,216-32 (.737)
 Years in CWS/Last _____ 34/2011
 Years in NCAA Regionals/Last _____ 53/2011

COACHES & SUPPORT STAFF

Head Coach _____ Augie Garrido
 Alma Mater/Year _____ Fresno State, 1961
 Record at School/Years _____ 759-363-2 (.676)/18
 Career Record/Years _____ 1,910-887-9 (.683)/46
 Baseball Office Phone _____ (512) 471-5732
 Baseball Office Fax _____ (512) 471-5516
 Assistant Coach _____ Skip Johnson
 Alma Mater/Year _____ UT Pan American, 1990
 Assistant Coach _____ Tommy Nicholson
 Alma Mater/Year _____ Texas, 2006
 Volunteer Assistant Coach _____ Ryan Russ
 Alma Mater/Year _____ Texas, 2011
 Director of Baseball Operations _____ Drew Bishop
 Baseball Academic Counselor _____ Dr. Randa Ryan
 Baseball Administrative Associate _____ Heather Vacek
 Baseball Athletic Trainer _____ Michael West
 Baseball Strength Coaches _ Lance Sewell, Ryan Ford
 Baseball Equipment Manager _____ Vince Alcazar

MEDIA INFORMATION

Radio Station _____ KVET (1300 AM/98.1 FM)
 Contact/Play-By-Play _____ Craig Way
 Address _____ 705 North Lamar, Austin, TX 78703
 Phone _____ (512) 684-7434
 Fax _____ (512) 473-2233
 Web Site _____ www.TexasSports.com

BULLPEN SECURING THE WIN - When holding a lead after six innings, the Longhorns have a 29-2 record this year (losses came to TCU on April 19, when Texas surrendered a 1-0 lead and May 18 against Kansas State after surrendering a 4-2 lead). That's in large part due to a bullpen that has a collective 2.01 ERA, surrendering just 50 runs (40 earned) in 178.2 innings of work. The biggest contributors have been (relief numbers only listed): LHP Travis Duke (0.00 ERA, 18 2/3 IP), RHP Chad Hollingsworth (1.34 ERA, 33 2/3 IP), RHP John Curtiss (1.93 ERA, 28 IP), RHP Morgan Cooper (2.80 ERA, 45 IP) and LHP Ty Culbreth (2.08 ERA, 26 IP). Collectively, those five pitchers have a 1.84 ERA in 151 1/3 innings pitched.

DOUBLE PLAY DUO - Texas is second in the Big 12 and 11th nationally with 56 double plays. Second baseman Brooks Marlow and shortstop C.J. Hinojosa have played a large part, with Marlow involved in 48 of the double plays and Hinojosa 39. The pair was also effective last season, when Hinojosa helped turn 31 and Marlow 23. Marlow has had a hand in 102 double plays in his career, which ranks eighth in school history. First baseman Kacy Clemens, meanwhile, has been in on 43 of the double plays this season and is fielding at a .990 clip. Marlow's fielding percentage is .993.

QUALITY STARTS - Texas starting pitchers have allowed just 84 earned runs in 286.2 innings this season (2.64 ERA). Combined, they have a 22-12 record and opponents are hitting just .236.

Player	ERA	W-L	Starts	IP	H	R	ER	BB	Ks	b/avg
John Curtiss	0.00	0-0	1	2.0	1	0	0	1	2	.167
Nathan Thornhill	1.68	4-2	11	69.2	47	14	13	22	42	.195
Dillon Peters	2.27	6-3	12	75.1	68	24	19	21	50	.247
Parker French	2.50	5-3	13	75.2	69	36	21	32	49	.247
Blake Goins	4.15	1-0	4	8.2	10	4	4	6	6	.286
Lukas Schiraldi	4.39	6-2	11	55.1	50	30	27	30	30	.245
Totals	2.64	22-12	52	286.2	245	108	84	112	179	.236

STARTING ROTATION - Texas' weekend rotation has a cumulative 2.12 ERA, the eighth-best mark nationally.

Rk.	Team	Cum. ERA	Weekend Starters (Minimum: 8 starts per pitcher)
1	FIU	1.66	Mike Franco (1.13), Cody Crouse (2.36), Chris Mourelle (1.70)
2	Oregon St.	1.71	Ben Wetzler (0.84), Andrew Moore (2.94), Jace Fry (1.50)
3	TCU	1.78	Brandon Finnegan (2.16), Preston Morrison (1.18), Tyler Alexander (2.17)
4	UAB	1.82	Chase Mallard (1.32), Alex Luna (1.65), Johnny Lieske (2.69)
t-5	UC Irvine	2.06	Andrew Morales (1.42), Elliot Surrey (1.83), Evan Brock (3.09)
t-5	CSF	2.06	Thomas Eshelman (1.88), Justin Garza (2.90), Grahmann Wiest (1.69)
7	G-Mason	2.09	Anthony Montefusco (2.15), Jarey Gaynor (1.72), John Williams (2.68)
8	Texas	2.12	Parker French (2.47), Dillon Peters (2.27), Nathan Thornhill (1.62)
9	Wichita St.	2.14	A.J. Ladwig (1.11), Cale Elam (2.20), Sam Tewes (3.40)
10	UTPA	2.16	Sam Street (1.47), Blake English (2.52), Alex Henson (2.88)

TOUGH SCHEDULE - Texas has faced the 13th most difficult schedule in the nation according to BoydsWorld.com, and ranks 10th in Iterative Strength Rating. The Longhorns have played a series against Texas Tech, which is 15th in the rating, TCU which is 10th, Oklahoma State which is 16th, West Virginia which is 46th, Stanford which is 40th, Kansas which is 36th, along with an individual game against Houston (#18), Dallas Baptist (#42), Sam Houston State (#27) and three games against Rice (#19).

NON-CONFERENCE SUCCESS - Since 2009, Texas is 139-48 in non-conference play, a .743 winning percentage. The Longhorns were 20-6 against non-conference foes last year and are 23-5 this season.

WEEKLY HONORS - Four Longhorns have earned Big 12 weekly honors a total of six times this season.

• Mark Payton was named Player of the Week on Feb. 17 after going 9-for-17 (.529) in a four-game series at Cal. The senior had a double, triple and home run on the weekend

Records at UFCU Disch-Falk Field

Season	Record	Pct.
1975	38-4	.905
1976	29-12	.707
1977	46-4	.920
1978	30-10	.750
1979	43-4	.915
1980	41-9	.820
1981	53-5-1	.907
1982	45-2	.957
1983	52-12	.812
1984	47-7	.870
1985	50-5	.909
1986	43-10	.811
1987	50-5	.909
1988	43-7	.860
1989	41-9	.820
1990	40-12	.769
1991	40-11	.784
1992	31-7	.816
1993	46-8	.852
1994	39-15	.722
1995	35-3	.921
1996	29-16	.644
1997	22-16	.579
1998	17-13-1	.565
1999	22-10	.688
2000	30-9	.769
2001	25-10	.714
2002	34-6	.850
2003	31-8	.795
2004	34-5	.872
2005	36-5	.878
2006	25-6	.806
2007	25-6	.806
2008	19-12	.613
2009	32-7-1	.813
2010	35-6	.854
2011	36-9	.800
2012	20-7	.741
2013	22-10	.688
2014	21-10	.677

Totals **1,397-332-3** **.808**

to go along with four RBI and three runs. Payton went 4-for-5 with runners on base.

- Dillon Peters was named Pitcher of the Week on March 3. Peters pitched eight shutout innings against then No. 12/15 Rice on Feb. 28, leading Texas to a 2-0 victory. The junior struck out six, allowed just four hits and didn't issue a walk.

- Tres Barrera was named Big 12 Newcomer of the Week on March 31. The freshman went 8-for-19 (.421) with a .737 slugging percentage on the week with three doubles, seven RBI and his first career home run.

- Nathan Thornhill earned Big 12 Pitcher of the Week honors on April 14 after he tossed a complete game in an 8-1 win over Oklahoma. The senior struck out a season-high six and allowing just one run on five hits. Thornhill worked five 1-2-3 innings and allowed just one runner past second base in the game.

- Dillon Peters (Pitcher of the Week) and Tres Barrera (Newcomer of the Week) earned weekly honors on May 19. Peters struck out eight in seven no-hit innings as Texas went on to record a no-hitter at K-State on May 16. Barrera went 7-for-13 with three home runs, five runs and five RBIs in the three-game series with the Wildcats.

PITCHING ON PAR - The Texas pitching staff has been excellent this season, staying up to par for recent years. Through the regular season the Longhorns have a 2.40 team ERA, having surrendered just 124 earned runs in 464.1 innings of work. That is the best start by a Texas pitching staff since 2011.

Texas ERA - Last Six Years (Final ERA listed for 2009-13)

Year	W-L	ERA	IP	H	R	ER	BB	SO
2014	36-16	2.40	464.1	388	158	124	175	302
2013	27-24	2.53	449.0	369	163	126	137	320
2012	30-22	3.43	469.1	416	225	179	160	391
2011	49-19	2.35	616.2	437	193	161	198	567
2010	50-13	2.45	569.0	451	186	155	175	549
2009	50-16-1	2.95	613.0	512	249	201	189	556

COMEBACK WINS - The Longhorns have several comeback wins this season.

- The Longhorns trailed UTPA on April 22 until Ben Johnson tied it up, 4-4, with a solo home run in the sixth inning. Mark Payton had the go-ahead RBI single in the 8th.

- Trailing 8-6 entering the seventh inning against Oklahoma on April 11, Texas rallied to win the game 10-8 in extra innings. C.J. Hinojosa had a solo homer in the 10th.

- On April 4 against Baylor, Texas overcame a 4-2 deficit with two outs in the ninth inning with a bases loaded, three-run double by Payton to win the game.

- Texas' 2-1, comeback win over UTPA on Feb. 25 was its first since the 2012 season when trailing after eight innings.

- All three of the Longhorns' wins against Hawai'i were come from behind victories.

- Texas is 11-11 this season when the opponent scores first.

GOING EXTRAS - Texas is 4-0 in extra inning games this year (2-1 win over UTPA in 11 innings on Feb. 25; a 5-2 win over Texas Tech in 12 innings on March 31; a 10-8, 10-inning victory over Oklahoma on April 11; and a 9-8 10-inning win over Kansas State on May 18). The Longhorns were 1-2 in extras in 2013.

CURTISS COMES BACK - Redshirt sophomore John Curtiss made his return to the mound for Texas on Feb. 25 vs. UTPA, starting and logging two innings with two strikeouts. Curtiss, whose last appearance prior to that was on May 24, 2012 in the Big 12 Tournament, made his come-back from Tommy John and thoracic outlet syndrome surgeries. So far this season, Curtiss has logged 30 innings, allowing six earned runs (1.80 ERA) while striking out 21. He's taken over the closer role and has eight saves in ten opportunities.

MODEL OF CONSISTENCY - Senior center fielder Mark Payton has been a stalwart in the outfield for Texas, starting 219 games in his career which is second in school history. Payton ranks in the top 10 in a number of career categories (see lists, pages 5-6). Payton led the Big 12 and ranked 12th nationally with a .393 batting average last year, the highest mark by a Longhorn since Dustin Majewski hit .401 in 2002. He's one of just two Longhorns to hit .390 or better in a season in the last 25 years (also Majewski). Payton became the first Longhorn to win the Big 12 batting title since Seth Johnston in 2005 (.378).

- Payton has been a model of consistency for UT, having reached base in 149 of 154 games over the last two-plus years (52-52 in 2014, 47-50 in 2013, 50-52 in 2012).

INDIVIDUAL CAREER RECORDS: HITTING**EXTRA-BASE HITS**

1.	Jeff Ontiveros (1999-2002)	125
2.	Brooks Kieschnick (1991-93)	116
3.	David Denny (1982-85)	108
4.	Kyle Russell (2006-08)	97
5.	Scott Bryant (1987-89)	93
6.	Drew Stubbs (2002-05)	92
7.	Omar Quintanilla (2001-03)	87
8.	Bill Bates (1983-85)	85
9.	Preston Clark (2006-09)	83
	David Tollison (1988-90)	83
NR	Mark Payton (2011-14)	71

TOTAL BASES

1.	Jeff Ontiveros (1999-2002)	510
2.	David Denny (1982-85)	451
3.	Brooks Kieschnick (1991-93)	445
4.	Drew Stubbs (2004-06)	416
5.	Kyle Russell (2006-08)	402
6.	Keith Moreland (1973-75)	396
7.	Bill Bates (1983-85)	366
8.	Clay King (1989-92)	365
9.	Omar Quintanilla (2001-03)	361
10.	David Tollison (1988-90)	360
NR	Mark Payton (2011-14)	356

BASES ON BALLS

1.	Coby Kerlin (1984-87)	253
2.	Spike Owen (1980-82)	247
3.	Bill Bates (1983-85)	187
4.	Brian Cisarik (1984-88)	169
5.	Wylie Campbell (1994-96)	154
6.	Mickey Reichenbach (1974-77)	150
7.	Brooks Kieschnick (1991-93)	140
8.	Mark Payton (2011-14)	135
9.	Calvin Murray (1990-92)	127
10.	Danny Peoples (1994-96)	122
	Lance Jones (1989-90)	122
	Charles Proske (1974-77)	122

SACRIFICE BUNTS

1.	Brandon Loy (2009-11)	56
2.	Mark Payton (2011-14)	38
	Tommy Nicholson (1998-2000)	38
4.	Nick Peoples (2004-07)	37
5.	Chance Wheelless (2004-07)	35
6.	Mark Payton (2011-13)	33
	Preston Clark (2006-09)	33
8.	Travis Tucker (2007-09)	32
9.	Drew Stubbs (2004-06)	29
	Todd West (2000)	29

Dating back to last year, he is on an 91-game streak of having reached base safely which leads the nation. That streak is two games shy of tying the Big 12 record held by Nick Martini of K-State (2009-11). Last year he led the team with 20 multiple hit games and has achieved that feat 17 times this year.

- On the season, Payton is batting .309 (59-191) and has a .881 OPS (.435 slugging + .446 on-base).

- Payton is now alone in second in school and Big 12 history with 19 career triples. He needs just one more to match Bill Bates' (1983-85) school record and Jeff Liese (2000-03) of Nebraska's Big 12 record.

PAYTON NAMED SENIOR CLASS AWARD FINALIST - Mark Payton was named one of 10 finalists for the Senior CLASS Award on April 30. The award is presented annually to a NCAA Division I senior who has notable achievements in four areas of excellence – community, classroom, character and competition. An acronym for Celebrating Loyalty and Achievement for Staying in School®, the Senior CLASS Award focuses on the total student-athlete and encourages students to use their platform in athletics to make a positive impact as leaders in their communities. Payton's Senior CLASS bio can be viewed here: http://www.seniorclassaward.com/athletes/mark_payton/. The 30 candidates will be narrowed to 10 finalists midway through the regular season, and those 10 names will be placed on the official ballot. The Senior CLASS Award winner will be announced during the 2014 College World Series® in June.

TWO-OUT PRODUCTION - Texas has received great production from several players in two-out situations this season. C.J. Hinojosa (21-for-66, .318), Ben Johnson (17-53, .321) and Madison Carter (10-for-21, .476) have been the leaders in two-out hits. Mark Payton is 19-for-70 (.271) with 13 RBI on the season and has started several key two-out rallies, most notably against Baylor on 4/4, when he delivered a two-out bases loaded double in the bottom of the ninth, giving the Longhorns a 5-4 walk-off victory.

- Of Texas' 245 runs this season, 104 have come with two outs.

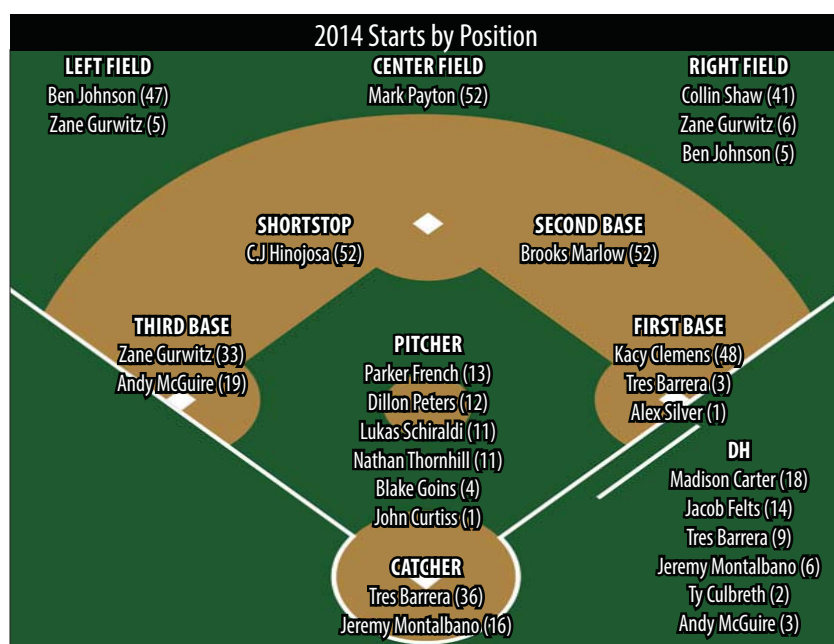
WALKING OFF - Texas has three walk-off wins this season.

- Senior Mark Payton had a walk-off three-run double down the left field line with two outs in the bottom of the ninth against Baylor on April 4, giving the Horns a 5-4 win.

- Senior Jacob Felts' single to center in the bottom of the 11th inning vs. UTPA on Feb. 25 scored Alex Silver to give Texas a 2-1 win.

- Against Stanford on Feb. 22, Collin Shaw scored from third base on a wild pitch in the bottom of the ninth to lift Texas to a 4-3 win.

Prior to that, Texas' last win on a walk-off hit was March 16, 2013, on a double by Felts vs. Texas Tech. Felts also had a game-winning hit vs. Hawai'i on March 7, breaking a 2-2 tie with a run-scoring single in the eighth inning.



INDIVIDUAL CAREER RECORDS: HITTING/FIELDING**GAMES STARTED**

1.	Jeff Ontiveros (1999-2002)	253
2.	Mark Payton (2011-14)	219
3.	Preston Clark (2006-09)	213
4.	Drew Stubbs (2004-06)	204
5.	Chance Wheeless (2004-07)	196
6.	Brandon Loy (2009-11)	193
7.	Tant Shepherd (2008-11)	191
	Taylor Teagarden (2003-05)	191
9.	Travis Tucker (2007-09)	189
10.	Tommy Nicholson (1998-2000)	182

AT BATS

1.	Jeff Ontiveros (1999-2002)	922
2.	David Denny (1982-85)	886
3.	Mark Payton (2011-14)	817
4.	Clay King (1989-92)	793
5.	Drew Stubbs (2004-06)	792
6.	Preston Clark (2006-09)	796
7.	Bill Bates (1983-85)	767
8.	Chance Wheeless (2004-07)	762
9.	Calvin Murray (1990-92)	760
10.	David Tollison (1988-90)	738

TRIPLES

1.	Bill Bates (1983-85)	20
2.	Mark Payton (2011-14)	19
3.	David Chalk (1969-72)	18
4.	Tim Moss (2001-03)	17
5.	Jordan Danks (2006-08)	15
	Kip Harkrider (1995-97)	15
7.	Erich Weiss (2011-13)	14
	Calvin Murray (1990-92)	14
	Brian Cisarik (1984-88)	14
	Spike Owen (1980-82)	14

DOUBLE PLAYS TURNED

1.	Jeff Ontiveros (1999-2002)	219
2.	Chance Wheeless (2004-07)	161
3.	Tommy Nicholson (1998-2000)	131
4.	Travis Tucker (2007-09)	114
5.	Brandon Loy (2009-11)	112
6.	Seth Johnston (2002-05)	106
7.	Brandon Belt (2008-09)	105
8.	Brooks Marlow (2011-14)	102
9.	Tim Moss (2001-03)	96
10.	Tant Shepherd (2008-11)	90

A LOOK AT THE STAFF - Head coach Augie Garrido enters his 18th season at Texas and 46th overall with a career record of 1,910-887-9. He is assisted by Skip Johnson (eighth season at Texas), Tommy Nicholson (fourth season at Texas) and Ryan Russ (third season at Texas). Johnson has led UT to top-10 national finishes in ERA in five of his seven seasons on the Forty Acres. Nicholson, a volunteer assistant in 2009 and 2010, returned to the staff as an assistant coach prior to last season. He coaches the infielders and hitters and helped the Longhorns lead the Big 12 in fielding percentage last season. Russ, in his third season as volunteer assistant, coaches the outfielders and helps coach the hitters.

ACADEMIC SUCCESS - The Texas baseball team has a long history of academic success.

- Since 2006, over 30 Texas Baseball student-athletes have returned to campus to earn their degrees.

- The program has posted a perfect score of 1,000 Academic Progress Rate (APR) from 2007-11 and has received APR Public Recognition Awards five times for having multiyear Academic Progress Rates in the top 10 percent in their sport (2008-09, 2009-10, 2010-11, 2011-12, 2012-13).

- The team earned the College World Series Award for the team with the highest GPA in 2009 and 2011.

- The team has had seven consecutive semesters of a GPA of 3.0 or better and currently holds a 3.21 GPA. Twenty-seven of 35 (77%) of students on the team hold a cumulative GPA of 3.0 or better.

HONORING JAMES STREET - Texas will honor the late James Street, who passed away in September of 2013, throughout the season by wearing a "JS" decal on their hats and helmets. A two-sport star, Street helped lead UT to three consecutive College World Series appearances and posted a career record of 29-8. Street ranks sixth in UT history with 21 complete games and ninth with a career 1.86 ERA and 302 strikeouts. He threw a perfect game in 1970 (vs. Texas Tech) and a no-hitter in 1969 (vs. SMU). Street was a two-time second-team All-America selection and a three-time All-SWC choice. On the football field, Street was a perfect 20-0 as a starting quarterback from 1968-69 and helped lead UT to the 1969 National Championship. The Longhorns posted a perfect 11-0 record (7-0 in the Southwest Conference) and capped off their second national title with a 21-17 victory against No. 9 Notre Dame in the 1970 Cotton Bowl. Street earned consensus All-SWC honors that season.

TOP PROSPECTS - Texas had eight total players appear in *Baseball America's* preseason Top 50 prospects rankings for each class.

Freshmen: Andy McGuire No. 13, Tres Barrera No. 33, Blake Goins No. 50.

Sophomore: C.J. Hinojosa No. 31.

Juniors: Dillon Peters No. 30, Parker French No. 46.

Seniors: Mark Payton No. 6, Nathan Thornhill No. 17.

NCAA Team Rankings (as of 5/19)

Statistic	Natl.	Conf.	Value
Walks	31	3	230
Batting Avg.	179	8	.265
Double Plays	13	2	56
Doubles	169	8	76
ERA	10	2	2.40
Fielding %	30	4	.975
Hit by Pitch	266	9	35
Hits	195	8	449
Hits Allowed/9 inn.	16	2	7.50
Home Runs	136	6	19
On-Base %	113	7	.361
Runs	181	8	245
Sac Bunts	2	1	80
Sac Flies	188	7	17
Scoring	182	8	4.7
Shutouts	10	2	9
Slugging %	157	8	.360
Stolen Bases	102	5	59
Strikeout/Walk Ratio	165	7	1.73
Strikeouts/9 inn.	218	7	5.8
Triples	70	4	14
WHIP	23	2	1.21
W-L %	29	4	.692
Walks Allowed/9 inn.	117	6	3.38

NCAA Individual Rankings (as of 5/19)

Statistic	Player	Natl.	Conf.	Value
Walks	Payton	9	1	44
	Marlow	38	3	38
	Clemens	73	5	35
ERA	Thornhill	30	3	1.62
	Peters	111	8	2.27
	French	162	12	2.47
Hits Allowed/9 inn.	Thornhill	37	3	6.37
Home Runs	Johnson	164	8	6
	Barrera	244	11	5
On-Base %	Payton	102	2	.446
Sac Bunts	Hinojosa	24	3	13
	Carter	57	4	11
	Marlow	194	14	8
	Johnson	194	14	8
Sac Flies	Johnson	100	6	5
Saves	Curtiss	72	4	8
Stolen Bases	Johnson	77	3	19
	Payton	184	8	14
Triples	Payton	30	3	5
Victories	Thornhill	185	9	6
	Schiraldi	185	9	6
	Peters	185	9	6
WHIP	Thornhill	109	8	1.07

TEXAS SERIES-BY-SERIES BREAKDOWN

Hitting

Opponent	W-L	Avg.	AB	R	H	2B	3B	HR	RBI	SLG%	BB	SO	OB%	SB-SA
California	2-2	.240	129	12	31	2	1	2	11	.318	12	19	.310	1-1
TAMU-CC	1-0	.333	33	10	11	1	1	0	5	.424	1	5	.395	2-4
Stanford	2-1	.277	94	18	26	4	3	0	15	.383	20	10	.397	2-3
UTPA	1-0	.129	31	2	4	0	0	0	2	.129	8	4	.217	0-1
Houston C.C.	3-0	.233	86	8	20	4	0	0	7	.279	10	18	.323	2-2
Valparaiso	1-0	.273	33	7	9	1	0	0	7	.303	4	3	.351	2-2
Hawai'i	3-1	.226	115	11	26	1	2	0	10	.270	17	18	.326	5-5
Texas State	1-0	.265	34	6	9	0	2	1	5	.471	1	8	.297	1-2
Kansas	1-2	.185	92	5	17	5	0	0	4	.239	4	14	.219	1-2
Dallas Baptist	1-0	.333	30	5	10	2	1	0	5	.467	5	6	.459	1-1
Columbia	3-0	.333	96	24	32	7	1	0	20	.427	16	11	.436	3-3
Texas State	1-0	.333	30	5	10	2	0	1	5	.500	5	5	.417	0-0
Texas Tech	2-1	.328	130	20	44	8	0	3	19	.469	15	23	.427	6-7
Rice	1-0	.286	35	5	10	1	0	0	4	.314	8	7	.400	1-1
Baylor	3-0	.272	92	15	25	8	0	0	14	.359	13	10	.361	3-4
Rice	0-1	.040	25	2	1	0	0	0	1	.040	7	7	.294	1-1
Oklahoma	3-0	.310	116	25	36	9	1	2	22	.457	15	18	.407	3-3
UTA	1-0	.276	29	10	8	1	1	1	9	.483	8	4	.432	3-3
TCU	0-3	.181	94	1	17	1	0	0	1	.191	6	28	.245	1-1
UTPA	1-0	.281	32	5	9	1	0	1	4	.406	8	5	.425	2-2
Oklahoma St.	1-2	.196	92	7	18	2	0	1	7	.250	18	7	.339	6-6
PV A&M	1-0	.222	27	6	6	2	0	0	6	.296	8	0	.400	5-5
West Virginia	1-2	.279	104	11	29	5	0	0	10	.327	6	20	.330	4-4
Kansas State	2-1	.345	119	25	41	9	1	7	23	.613	15	16	.426	4-6
Totals:	36-16	.265	1696	245	449	76	14	19	217	.360	230	266	.361	59-69

Pitching

Opponent	W-L	ERA	IP	H	R	ER	BB	SO	2B	3B	HR	B/Avg.	WP	HP
California	2-2	1.06	34.0	27	11	4	13	16	4	0	0	.223	1	2
TAMU-CC	1-0	0.00	8.0	7	0	0	4	6	1	0	0	.233	2	1
Stanford	2-1	5.88	26.0	30	17	17	12	20	6	1	1	.297	1	3
UTPA	1-0	0.82	11.0	10	1	1	5	6	2	0	0	.263	0	0
Houston C.C.	3-0	0.67	27.0	23	4	2	6	23	2	1	0	.225	1	0
Valparaiso	1-0	1.00	9.0	4	1	1	6	7	0	0	0	.129	2	0
Hawai'i	3-1	2.12	34.0	19	11	8	10	19	1	0	0	.171	2	2
Texas State	1-0	3.00	9.0	7	3	3	3	10	0	0	0	.200	1	0
Kansas	1-2	3.00	27.0	22	10	9	10	16	2	0	0	.232	2	4
Dallas Baptist	1-0	0.00	9.0	2	0	0	3	4	0	0	0	.077	0	2
Columbia	3-0	0.67	27.0	23	4	2	10	13	6	0	0	.237	1	0
Texas State	1-0	1.00	9.0	2	1	1	3	8	0	0	0	.071	0	0
Texas Tech	2-1	2.79	29.0	26	11	9	11	13	3	0	0	.236	5	4
Rice	1-0	2.00	9.0	7	2	2	3	3	0	0	0	.219	3	0
Baylor	3-0	2.00	27.0	19	7	6	9	22	4	1	0	.207	2	2
Rice	0-1	7.00	9.0	13	7	7	5	4	1	0	0	.351	2	1
Oklahoma	3-0	1.93	28.0	22	11	6	8	16	6	0	0	.218	1	0
UTA	1-0	2.00	9.0	6	2	2	3	4	1	0	0	.176	0	1
TCU	0-3	2.33	27.0	22	8	7	8	21	5	1	0	.227	1	3
UTPA	1-0	3.00	9.0	10	4	3	4	9	1	0	0	.313	0	0
Oklahoma St.	1-2	3.00	27.0	20	10	9	9	22	1	0	2	.213	3	2
PV A&M	1-0	3.00	9.0	8	3	3	3	12	1	1	0	.229	0	0
West Virginia	1-2	4.32	25.0	36	17	12	10	6	5	0	1	.340	4	2
Kansas State	2-1	3.29	27.1	23	13	10	17	22	5	0	0	.230	1	5
Totals:	36-16	2.40	464.1	388	158	124	175	302	57	5	4	.230	35	34

THIS WEEK'S NATIONAL RANKINGS

BASEBALL AMERICA (as of 5/19)

1. Oregon State.....	41-9.....	2	16. Houston.....	41-14.....	16
2. Louisiana-Lafayette.....	49-7.....	3	17. Rice.....	37-17.....	14
3. Virginia.....	43-11.....	1	18. Mississippi State.....	35-20.....	20
4. Florida State.....	41-14.....	4	19. Vanderbilt.....	40-16.....	18
5. Cal. Poly.....	45-10.....	6	20. Nebraska.....	37-18.....	NR
6. Miami (Fla.).....	40-15.....	7	21. Kansas.....	34-22.....	22
7. Florida.....	37-19.....	8	22. Texas.....	36-16.....	25
8. Washington.....	38-13.....	5	23. Texas Tech.....	40-16.....	NR
9. Indiana.....	38-13.....	9	24. Alabama.....	34-21.....	19
10. Mississippi.....	40-16.....	11	25. Sam Houston State.....	40-15.....	NR
11. Oklahoma State.....	41-14.....	12			
12. Louisville.....	43-13.....	10			
13. TCU.....	38-15.....	13			
14. LSU.....	40-14.....	15			
15. South Carolina.....	42-14.....	17			

COLLEGIATE BASEBALL NEWSPAPER (as of 5/19)

Team.....	W-L.....	Pvs			
1. Oregon State.....	41-8.....	1	16. Oregon.....	40-16.....	18
2. Louisiana-Lafayette.....	49-7.....	3	17. Mississippi State.....	35-20.....	16
3. Miami (Fla.).....	40-15.....	4	18. Vanderbilt.....	40-16.....	14
4. Virginia.....	43-11.....	2	19. Houston.....	41-14.....	19
5. Cal. Poly.....	45-10.....	12	20. Rice.....	37-17.....	20
6. Florida State.....	41-14.....	6	21. Arizona State.....	30-21.....	NR
7. Oklahoma State.....	41-14.....	7	22. Sam Houston State.....	40-15.....	25
8. Washington.....	38-13-1.....	5	23. Arkansas.....	35-21.....	NR
9. Indiana.....	38-13.....	8	24. Nebraska.....	37-18.....	26
10. Louisville.....	43-13.....	11	25. Kansas.....	34-22.....	NR
11. Florida.....	37-19.....	10	26. Ball State.....	38-16.....	NR
12. TCU.....	38-15.....	9	27. Texas Tech.....	40-16.....	27
13. Mississippi.....	40-16.....	13	28. Texas.....	36-16.....	28
14. LSU.....	40-14-1.....	15	29. Canisius.....	38-14.....	NR
15. South Carolina.....	42-14.....	17	30. Creighton.....	30-16-1.....	30

PERFECT GAME USA (as of 5/19)

Team.....	W-L.....	Pvs			
1. Oregon State.....	41-9.....	3	16. Vanderbilt.....	40-16.....	10
2. Virginia.....	43-11.....	1	17. Rice.....	37-17.....	17
3. Louisiana-Lafayette.....	49-7.....	2	18. TCU.....	38-15.....	18
4. Florida State.....	41-14.....	4	19. Mississippi State.....	35-20.....	20
5. Cal. Poly.....	45-10.....	6	20. Arkansas.....	35-21.....	24
6. Washington.....	38-13.....	5	21. Nebraska.....	37-18.....	25
7. Louisville.....	43-13.....	7	22. Texas.....	36-16.....	23
8. Oklahoma State.....	41-14.....	8	23. Arizona State.....	30-21.....	NR
9. Miami (Fla.).....	40-15.....	9	24. Texas Tech.....	40-16.....	NR
10. Florida.....	37-19.....	11	25. Alabama.....	34-21.....	19
11. Mississippi.....	40-16.....	12			
12. South Carolina.....	42-14.....	15			
13. LSU.....	40-14.....	13			
14. Houston.....	41-14.....	14			
15. Indiana.....	38-13.....	16			

NCBWA (as of 5/19)

Team.....	W-L.....	Pvs			
1. Oregon State.....	41-9.....	1	16. Mississippi.....	40-16.....	16
2. Louisiana-Lafayette.....	49-7.....	3	17. Rice.....	37-17.....	17
3. Virginia.....	43-11.....	2	18. Indiana.....	38-13.....	18
4. Cal Poly.....	45-10.....	6	19. Texas.....	36-16.....	19
5. Louisville.....	43-13.....	5	20. TCU.....	38-15.....	20
6. Florida State.....	41-14.....	4	21. Mississippi State.....	35-20.....	21
7. Oklahoma State.....	41-14.....	7	22. Texas Tech.....	40-16.....	23
8. LSU.....	40-14-1.....	8	23. Sam Houston State.....	40-15.....	26
9. South Carolina.....	42-14.....	9	24. Nebraska.....	37-18.....	28
10. Vanderbilt.....	40-16.....	10	25. Alabama.....	34-21.....	22
11. Miami (Fla.).....	40-15.....	13	26. Clemson.....	34-22.....	25
12. Houston.....	41-14.....	12	27. Arkansas.....	35-21.....	NR
13. Washington.....	38-13-1.....	11	28. Liberty.....	39-14.....	24
14. Florida.....	37-19.....	14	29. Pepperdine.....	36-16.....	29
15. Oregon.....	40-16.....	15	30. Dallas Baptist.....	36-18.....	NR

USA TODAY/ESPN (as of 5/19)

Team.....	W-L.....	Pvs			
1. Oregon State.....	41-9.....	2	16. Rice.....	37-17.....	15
2. Louisiana-Lafayette.....	49-7.....	3	17. Houston.....	41-14.....	16
3. Virginia.....	43-11.....	1	18. Indiana.....	38-13.....	18
4. Cal. Poly.....	45-10.....	5	19. TCU.....	38-15.....	19
5. Florida State.....	41-14.....	4	20. Texas.....	36-16.....	20
6. South Carolina.....	42-14.....	8	21. Texas Tech.....	40-16.....	23
7. Louisville.....	43-13.....	6	22. Mississippi State.....	35-20.....	21
8. Oklahoma State.....	41-14.....	6	23. Nebraska.....	37-18.....	NR
9. LSU.....	40-14-1.....	10	24. Sam Houston State.....	40-15.....	NR
10. Vanderbilt.....	40-16.....	9	25. Alabama.....	34-21.....	22
11. Miami (Fla.).....	40-15.....	12			
12. Florida.....	37-19.....	13			
13. Washington.....	38-13-1.....	11			
14. Mississippi.....	40-16.....	14			
15. Oregon.....	40-16.....	17			

TEXAS IN THE 2014 RANKINGS

	PG	CB	BA	BW	CP
Preseason	25	20	18	25	22
Feb. 17	-	25	18	-	22
Feb. 24	-	24	15	27	22
March 3	19	17	10	20	18
March 10	16	14	10	16	15
March 17	22	19	15	19	20
March 24	22	15	12	16	14
March 31	12	9	8	11	11
April 7	8	7	7	9	9
April 14	6	4	6	7	8
April 21	11	16	10	10	10
April 28	18	22	19	12	11
May 5	23	28	25	17	17
May 12	23	28	25	19	20
May 19	22	28	22	19	20
May 26					

PG: Perfect Game USA; CB: Collegiate Baseball Newspaper; BA: Baseball America; BW: National Collegiate Baseball Writer's Association; CP: USA Today/ESPN Coaches Poll

TEXAS' OPPONENTS IN 2014 (as of 5/19)

Opponent (Conference)	
Cal (Pac-12).....	23-26
Texas A&M Corpus Christi (Southland).....	30-25
Stanford (Pac-12).....	26-23
UT-Pan American (WAC).....	27-28
Rice (C-USA).....	37-17
Houston (American Athletic).....	41-14
Sam Houston State (Southland).....	40-15
Valparaiso (Horizon).....	23-26
Hawai'i (Big West).....	20-30
Texas State (Sun Belt).....	28-26
Dallas Baptist (Missouri Valley).....	36-18
Columbia (Ivy League).....	27-17
UT-Arlington (Sun Belt).....	30-25
Prairie View A&M (SWAC).....	21-30
Non-Conference.....	409-320-0 (.561)

Kansas.....	34-22
Texas Tech.....	40-16
Baylor.....	24-29
Oklahoma.....	28-27
TCU.....	38-15
Oklahoma State.....	41-14
West Virginia.....	27-24
Kansas State.....	25-30
Big 12 Conference.....	257-177-0 (.592)

Overall..... 666-497-0 (.573)

Head Coach Augie Garrido



Seven trips to the College World Series (CWS). National Championships in both 2002 and 2005. Second-place finishes in 2004 and 2009. Seven Big 12 Conference Championships (2002, 2004, 2006, 2007, 2009, 2010, and 2011) and four league tournament crowns (2002, 2003, 2008 and 2009). These are the results and why head coach Augie Garrido was hired to guide the Texas baseball program in 1996.

During his first 17 years on the Forty Acres, Garrido became the all-time winningest coach in NCAA Division I baseball history by capturing his 1,428th career win on June 9, 2003, (a 6-5 Texas victory over then No. 1 Florida State during NCAA Super Regional action in Tallahassee, Fla.). He brought Texas back to the CWS for the first time since 1993 during the 2000 campaign, and returned the Horns to the pinnacle of collegiate baseball in 2002 by leading UT to a 57-15 record that produced the school's first-ever Big 12 regular-season and tournament championships as well as its first national title since 1983. He duplicated the feat in 2005, guiding the Longhorns to their sixth National Championship - the second-most for one school in NCAA history. Texas' rise under Garrido has been the culmination of inking 16 straight top 15 recruiting classes and producing teams that have stood tall against perennial powers such as LSU, Miami (Fla.), Stanford and USC. Now, in his 18th year in Austin, Garrido, who was selected as both the 2002 and 2005 National Coach of the Year, looks to keep the program in contention for college baseball's ultimate prize each and every season.

Garrido is the second coach in Division I baseball history to tally 1,700 or more career victories. He is one of only two Division I coaches to ever win 500 or more games at two different schools and the only coach to ever win 600 or more games at two different schools.

He is also the first coach to lead teams from two different schools to national crowns (Cal State Fullerton & Texas), guide squads to National Championships in four different decades, and is one of only three coaches in history to win five or more NCAA titles (1979, 1984, 1995, 2002, 2005). Garrido has earned 14 trips to the CWS and 31 NCAA Regional Championship appearances, including 13 at Texas, while garnering National Coach of the Year honors six times (1975, 1979, 1984, 1995, 2002, 2005), regional coach of the year accolades on seven occasions (1975, 1979, 1984, 1995, 2002, 2004, 2005) and conference coach of the year distinctions eight times (1987, 1995, 2002, 2004, 2006, 2007, 2010, 2011) after leading his clubs to 25 league crowns.

The Vallejo, Calif., native is just the 13th coach in UT's 120-year baseball history, and, with the exception of the war years of 1943-45 when Blair Cherry was at the helm, is only the fourth Texas head coach since 1911.

As a result of his unique coaching style, Garrido has been ranked as one of the top three baseball teachers in the nation by Major League Baseball Directors of Player Development. To deserve that distinction, Garrido has coached three Golden Spikes Award winners, four National Players of the Year, six College World Series MVPs, 52 All-Americans, 14 All-League MVPs and 119 professional players over his career. He has also had 16 of his players selected in the first round of the Major League Baseball Draft, including Longhorns Beau Hale (No. 14) in 2000, Omar Quintanilla (No. 33) in 2003, both J.P. Howell (No. 31) and 2005 American League Rookie of the Year Huston Street (No. 40) in 2004, the duo of Drew Stubbs (No. 8) and Kyle McCulloch (No. 29) in 2006, Chance Ruffin (No. 48) in 2010, '10-'11 Big 12 Male Athlete of the Year Taylor Jungmann (No. 12) and Corey Knebel (No. 39) in 2013. In addition, during his 17 years at UT, Garrido has tutored the skills of 26 players who have earned All-America honors a total of 33 times, 23 Freshman All-Americans, including a school-record four in 2006, 149 All-Conference performers, 11 USA Baseball National Team members and 92 players who have gone on to play in professional baseball.

Garrido's name is also held in high regard when people speak of his accomplishments in the College World Series. He is currently tied for second with five National Championships (trailing only Rod Dedeaux's 10 at USC), ranks fourth and sixth, respectively, in victories (38) and winning percentage (.655; 38-20), as well as fifth in both series games (58) and appearances (14) among all-time coaches. He is also one of only eight men in history to coach two or more different teams in the CWS and is only the third Longhorns head coach (Bibb Falk & Cliff Gustafson) in the 120 years of Texas baseball to lead the Horns to Omaha. He was one of three coaches named to the College World Series Legends Team in 2010.

Garrido's Year-by-Year Records

Year	School	Record	Pct.	Titles/Championships
1969	San Francisco State	25-14	.641	
1970	Cal Poly	16-33	.327	
1971	Cal Poly	39-11-1	.775	
1972	Cal Poly	31-18*	.633	
1973	Cal State Fullerton	19-33-1	.368	
1974	Cal State Fullerton	37-17	.685	CCAA
1975	Cal State Fullerton	36-16-1	.689	PCAA & Regional
1976	Cal State Fullerton	46-15	.762	PCAA
1977	Cal State Fullerton	44-14	.759	SCBA (Co-Champions)
1978	Cal State Fullerton	44-13	.772	SCBA
1979	Cal State Fullerton	60-14-1	.807	SCBA, Regional & NCAA
1980	Cal State Fullerton	49-18-1	.724	SCBA
1981	Cal State Fullerton	47-18	.723	SCBA
1982	Cal State Fullerton	51-23	.689	SCBA & Regional
1983	Cal State Fullerton	50-21-1	.701	SCBA (Co-Champions)
1984	Cal State Fullerton	66-20	.767	SCBA, Regional & NCAA
1985	Cal State Fullerton	36-32-1	.529	PCAA South
1986	Cal State Fullerton	36-21	.632	
1987	Cal State Fullerton	44-17	.721	PCAA
1988	Illinois	26-20	.565	
1989	Illinois	42-16	.724	Big Ten
1990	Illinois	43-21	.672	Big Ten
1991	Cal State Fullerton	34-22	.607	Big West (Co-Champions)
1992	Cal State Fullerton	46-17	.730	Regional
1993	Cal State Fullerton	35-19	.648	
1994	Cal State Fullerton	47-16	.746	Big West (Tri-Champions) & Regional
1995	Cal State Fullerton	57-9	.864	Big West, Regional & NCAA
1996	Cal State Fullerton	45-16	.738	
1997	Texas	29-22	.569	
1998	Texas	23-32-1	.420	
1999	Texas	36-26	.581	
2000	Texas	46-21	.687	Regional & Super Regional
2001	Texas	36-26	.581	
2002	Texas	57-15	.792	Big 12, Big 12 Tournament, Regional, Super Regional & NCAA
2003	Texas	50-20	.714	Big 12 Tournament, Regional & Super Regional
2004	Texas	58-15	.795	Big 12, Regional & Super Regional
2005	Texas	56-16	.778	Regional, Super Regional & NCAA
2006	Texas	41-21	.661	Big 12
2007	Texas	46-17	.730	Big 12
2008	Texas	39-22	.639	Big 12 Tournament
2009	Texas	50-16-1	.754	Big 12, Big 12 Tournament, Regional & Super Regional
2010	Texas	50-13	.794	Big 12 and Regional
2011	Texas	49-19	.721	Big 12, Regional and Super Regional
2012	Texas	30-22	.577	
2013	Texas	27-24	.529	
2014	Texas	36-16	.692	

CAREER TOTAL 1,910-887-9 .683 46 seasons

Texas:	759-363-2 (.676)	18 seasons
Cal State Fullerton:	929-391-6 (.703)	21 seasons
Illinois:	111-57 (.661)	3 seasons
Cal Poly:	86-62-1* (.581)	3 seasons
San Francisco State:	25-14 (.641)	1 season

*Although scores listed in one source reflect a record of 30-19 for Cal Poly during the 1972 season, another source reports a 31-18 record, which is the standard used here.

The Last Time It Happened

Team	
Won on a walk-off _____	April 4, 2014, 5-4 over Baylor _____(Mark Payton hit a two-out double scoring three runs)
Won 20 consecutive games _____	2010 (21)
Won 30 consecutive games _____	1982 (33)
Scored 20 runs (or more) in a game _____	May 23, 2010, at Missouri (20-11)
Allowed 20 runs (or more) in a game _____	Apr. 11, 2008, at Missouri (31)
Had 20 hits (or more) in a game _____	May 30, 2009, vs. Boston College (20)
Had 25 hits (or more) in a game _____	March 10, 1998, vs. Southern Illinois (25)
Allowed 20 hits (or more) in a game _____	Apr. 11, 2008, at Missouri (31)
Hit five (or more) HR in a game _____	June 22, 2009, vs. LSU (5)
Was shutout in a game _____	Apr. 18, 2014, vs. TCU (L, 0-2)
Turned 4 double plays in a game _____	May 19, 2012, vs. Baylor (5)
Turned a triple play in a game _____	March 7, 1987, vs. Washington State (1)
Won 50 games in a season _____	2010 (50-13)
Hit 60 home runs in a season _____	2010 (81) (63 games)
Scored 600 runs in a season _____	1989 (610) (72 games)
Had 700 hits in a season _____	2005 (734) (72 games)
Had 35 triples in a season _____	2003 (37) (70 games)
Had 150 doubles in a season _____	2002 (164) (72 games)
Had a team average of .315 or better _____	2007 (.316) (63 games)
Stole 100 bases in a season _____	2005 (103) (72 games)

Texas' Win Streaks			
STREAK	YEAR	ENDED BY	SCORE
34 games*	1977	Rice	3-4 (14)
33 games	1982	Houston	3-4
28 games	1946-47	Baylor	2-6
23 games	1914	Missouri	0-2
22 games	1985	Arkansas	4-5
22 games	1924	Baylor	1-2
21 games	2010	Kansas State	1-2
20 games	1988	Oklahoma	8-11
20 games	1973	Baylor	2-3
20 games	1972	Texas Tech	4-5
19 games	1985	Arkansas	5-9
19 games	1947-48	Baylor	7-8
18 games	1979	Minnesota	4-11
18 games	1975	Texas A&M	8-9
17 games	1974	Rice	4-5
16 games	2005	Arizona	3-8
16 games	1989	Dallas Baptist	7-15
16 games	1983-84	Arizona State	0-4
16 games	1982	Miami	1-2
16 games	1979	Texas A&M	0-1

*NCAA Record

Player	
Pitched a no-hitter _____	March 1, 2009, _____ by Brandon Workman vs. Penn State (9-0)
Pitched a combined no-hitter _____	May 16, 2014 _____ Dillon Peters and Morgan Cooper vs. Kansas State (W 12-0)
Pitched a perfect game _____	Apr. 3, 1970, _____ by James Street vs. Texas Tech (4-0)
Pitched a complete game shutout _____	June 4, 2010, _____ by Brandon Workman vs. Rider (11-0)
Had 10 strikeouts in a game _____	May 19, 2011, _____ by Taylor Jungmann (12) vs. Texas A&M
Had 15 strikeouts in a game _____	Mar. 12, 2010, _____ by Taylor Jungmann (17) vs. Iowa
Had 19 strikeouts in a game _____	Mar. 18, 1988, _____ by Eric Stone (19) vs. Southwestern Louisiana
Won 10 games in a season _____	2011 by Taylor Jungmann (13-3)
Won 15 games in a season _____	2004, by J.P. Howell (15-2)
Had 100 strikeouts in a season _____	2011, Taylor Jungmann (126) _____ and Cole Green (104)
Had 150 strikeouts in a season _____	2004, by J.P. Howell (166)
Had 175 strikeouts in a season _____	1989, by Kirk Dressendorfer (176)
Had 200 strikeouts in a season _____	1985, by Greg Swindell (204)
Had 10 saves in season _____	2011, by Corey Knebel (19)
Had 5 complete games in a season _____	2011, by Taylor Jungmann (5)
Had 10 complete games in a season _____	1989, by Kirk Dressendorfer (15)
Had 40 appearances in a season _____	2009, by Austin Wood (41)
Had 5 shutouts in a season _____	1986, by Greg Swindell (5)
Hit 3 home runs in a game _____	Apr. 30, 2002, by J.D. Reininger (3) vs. TCU
Hit for the cycle in a game _____	Apr. 24, 2007, by Kyle Russell _____(Home Run, Triple, Double, Single) _____ vs. UT Pan American
Scored 5 runs in a game _____	Apr. 28, 2009, by Kevin Lusson (5) _____ vs. Texas State
Had 5 hits in a game _____	Mar. 20, 2008, by Michael Torres (5) _____ at Texas Tech
Stole 5 bases in a game _____	Feb. 13, 1996, by MacGregor Byers (5) _____ vs. St. Mary's (Texas)
Stole home in a game _____	March 25, 2011, by Mark Payton at Oklahoma State
Had 7 RBI in a game _____	Mar. 5, 2008, _____ by Brandon Belt (8) vs. Texas A&M-Corpus Christi
Hit a grand slam home run in a game _____	May 12, 2012, _____ by Mark Payton vs. Texas Southern (Game 2 of DH)
Hit an inside the park home run _____	May 14, 2008, _____ by Michael Torres vs. Alabama A&M (Game 1)
Hit back-to-back home runs _____	May 9, 2010, by Russell _____ Moldenhauer and Kevin Keyes at Kansas State
Had 100 hits in a season _____	2005, by Seth Johnston (115)
Had 15 home runs in a season _____	2008, by Kyle Russell (19)
Had 20 home runs in a season _____	2007, by Kyle Russell (28)
Stole 40 bases in a season _____	2002, by Tim Moss (40)
Had 25 doubles in a season _____	2006, by Carson Kainer (25)
Had 8 triples in a season _____	2013, by Mark Payton (8)
Had 80 RBI in a season _____	2003, by Dustin Majewski (85)
Had 100 RBI in a season _____	1989, by Scott Bryant (112)
Batted .400 in a season (min. 100 ABs) _____	2002, by Dustin Majewski (.401)
Scored 80 runs in a season _____	2003, by Tim Moss (82)
Scored 100 runs in a season _____	1985, by Bill Bates (100)
Cleared the "Monster" in center field _____	Apr. 24, 2010, by Cameron Rupp _____ vs. Oklahoma State
Hit a leadoff home run _____	March 11, 2014 by Ben Johnson at Texas State

2014 University of Texas Baseball Roster

No.	Name	Pos.	B/T	Ht.	Wt.	Class	Hometown (High School/Previous School)
1	Tres Barrera	C/1B	R/R	6-0	211	Fr.	Eagle Pass, Texas (Mission Sharyland HS)
2	Mark Payton	OF	L/L	5-7	190	Sr.	Chicago, Ill. (St. Rita HS)
4	Collin Shaw	OF	L/L	6-0	199	Jr.	Austin, Texas (Westlake HS)
5	Andy McGuire	IF	R/R	6-1	200	Fr.	Oakton, VA (James Madison HS)
6	Connor Macalla	IF	L/R	6-2	170	Fr.	Houston, Texas (Langham Creek HS)
7	Weston Hall	OF	R/R	6-0	202	Sr.	Cedar Park, Texas (Leander HS/Navarro College)
8	Brooks Marlow	IF	L/R	5-8	184	Jr.	Giddings, Texas (Giddings HS)
9	C.J. Hinojosa	IF	R/R	5-9	179	So.	Spring, Texas (Klein Collins HS)
11	Alex Silver	IF	R/R	6-1	205	Sr.	Houston, Texas (Bellaire HS)
12	Jacob Felts	C	R/R	5-11	200	Sr.	Orange, Texas (Orangetown HS)
14	Ben Johnson	OF	R/R	6-0	191	So.	Austin, Texas (Westwood HS)
15	Justin Peters	RHP	R/R	6-4	193	RS-Jr.	Deer Park, Texas (Deer Park HS/Weatherford College)
17	Bret Boswell	IF	L/R	5-11	177	Fr.	Rockwall, Texas (Rockwall-Heath HS)
24	Parker French	RHP	L/R	6-2	218	Jr.	Dripping Springs, Texas (Dripping Springs HS)
27	Travis Duke	LHP	L/L	6-3	210	So.	Pearland, Texas (Dawson HS)
28	Blake Goins	RHP	R/R	5-11	205	Fr.	Pearland, Texas (Pearland HS)
29	Jon Malmin	LHP	L/L	6-0	180	Fr.	Troy, Texas (Troy HS)
30	Josh Sawyer	LHP	L/L	6-2	190	Fr.	San Angelo, Texas (San Angelo Central HS)
31	Chad Hollingsworth	RHP	R/R	6-2	210	So.	Waco, Texas (Robinson HS)
32	Dillon Peters	LHP	L/L	5-10	212	Jr.	Indianapolis, Ind. (Cathedral HS)
33	Jeremy Montalbano	C	R/R	6-1	202	So.	Katy, Texas (Seven Lakes HS)
34	Lukas Schiraldi	RHP	R/R	6-4	205	Jr.	Austin, TX (St. Michaels/Navarro JC)
35	Madison Carter	IF	R/R	5-10	179	Sr.	Sherman, Texas (Sherman HS/Grayson County College)
36	Nathan Thornhill	RHP	R/R	6-0	182	Sr.	Cedar Park, Texas (Cedar Park HS)
38	Ty Culbreth	LHP/OF	L/L	5-10	181	So.	Bryan, Texas (Bryan HS)
39	James Swan	RHP	R/R	6-5	180	Fr.	Orange, Texas (Little Cypress-Mauriceville HS)
40	Taylor Stell	IF/OF	R/R	6-4	202	Jr.	Dallas, Texas (Lake Highlands HS)
41	Morgan Cooper	RHP	R/R	6-5	211	Fr.	Jarrell, Texas (Jarrell HS)
42	Kacy Clemens	IF/RHP	L/R	6-1	198	Fr.	Houston, TX (Memorial HS)
43	John Curtiss	RHP	R/R	6-4	210	RS-So.	Southlake, Texas (Southlake Carroll HS)
45	Grant Martin	C	R/R	5-9	167	Jr.	Burnet, Texas (Burnet HS)
46	James Barton	C	L/R	5-10	184	So.	Austin, Texas (Hyde Park Baptist HS)
47	Ben Kennedy	C/OF	L/R	5-10	195	Fr.	College Station, Texas (A&M Consolidated)
48	Ty Marlow	IF/P	R/R	5-10	189	Sr.	Giddings, Texas (Giddings HS/Texas A&M/McLennan CC)
50	Zane Gurwitz	IF/OF	R/R	5-8	175	Fr.	San Antonio, TX (Churchill HS)

Head Coach: 16 Augie Garrido (Fresno State, 1961), 18th season
Assistant Coach: 44 Skip Johnson (UT Pan American, 1990), 8th season
Assistant Coach: 10 Tommy Nicholson (Texas, 2006), 2nd season
Volunteer Assistant Coach: 55 Ryan Russ (Texas, 2010), 3rd season

PRONUNCIATIONS

Tres Barrera _____ Tress Barrera
 Augie Garrido _____ AWE gee ga REE doh
 C.J. Hinojosa _____ SEE jay hen o HOE sa
 Jeremy Montalbano _____ Jeremy mohn toll bano

#15 JUSTIN PETERS (r-SO.)

0-1 | 7.73 ERA | 2.1 IP | 1 BBs | 1 Ks

Date	Opponent	IP	H	R	ER	BB	K	Dec
2/15	at Cal	0.1	2	1	1	0	0	L
2/23	Stanford	1.0	2	1	1	1	0	-
4/15	UT Arlington	1.0	1	0	0	0	1	-

Season Highs

IP: 1.0 (twice)

Ks: 1 vs. UT Arlington (4/15)

Hits: 2 (twice)

BBs: 1 vs. Stanford (2/23)

Runs: 1 (twice)

ERs: 1 (twice)

Career Highs

IP: 1.2 at Baylor (5/17/12)

Ks: 4 at Baylor (5/17/12)

Hits: 3 vs. Cal (3/31/12)

BBs: 1 vs. Stanford (2/23/14)

Runs: 2 vs. Cal (3/31/12)

ERs: 2 vs. Cal (3/31/12)

#27 TRAVIS DUKE (SO.)

2-0 | 0.00 ERA | 18.2 IP | 4 BBs | 16 Ks

Date	Opponent	IP	H	R	ER	BB	K	Dec
2/14	at Cal	0.1	2	0	0	0	0	-
2/15	at Cal	0.2	0	0	0	0	0	-
2/18	TX A&M CC	0.1	0	0	0	0	0	-
2/23	Stanford	2.2	1	0	0	0	3	-
2/25	UTPA	1.0	1	0	0	0	0	-
3/2	SHSU	0.2	0	0	0	1	0	-
3/7	Hawai'i	0.2	0	0	0	0	0	W
3/8	Hawai'i-2	0.2	0	0	0	0	0	-
3/11	at TX State	0.2	0	0	0	0	0	-
3/14	Kansas	0.2	1	0	0	0	2	-
3/22	Columbia	1.2	0	0	0	2	1	-
3/25	TX State	1.0	1	0	0	0	2	-
4/1	at Rice	1.2	1	0	0	0	2	-
4/4	Baylor	1.1	1	0	0	0	1	W
4/8	Rice	0.0	1	0	0	0	0	-
4/11	at Oklahoma	0.1	1	0	0	0	0	-
4/17	TCU	0.1	0	0	0	0	0	-
4/22	UTPA	1.0	1	1	0	0	2	-
4/26	OK State	1.1	0	0	0	0	3	-
5/2	at W Virginia	0.1	0	0	0	0	0	-
5/4	at W Virginia	1.0	0	0	0	1	0	-
5/17	at K-State	0.1	0	0	0	0	0	-

Season Highs

IP: 2.2 vs. Stanford (2/23)

Ks: 3 (twice)

Hits: 2 at Cal (2/14)

BBs: 2 vs. Columbia (3/21)

Runs: 1 vs. UTPA (4/22)

ERs: 0 (22 times)

Career Highs

IP: 3.1 vs. Texas State (4/9/13)

Ks: 3 (3 times)

Hits: 3 (3 times)

BBs: 3 at Houston (3/19/13)

Runs: 4 vs. Kansas State (5/5/13)

ERs: 1 (6 times)

#28 BLAKE GOINS (FR.)

1-0 | 3.38 ERA | 10.2 IP | 8 BBs | 7 Ks

Date	Opponent	IP	H	R	ER	BB	K	Dec
2/14	at Cal	0.0	0	0	0	0	0	-
2/18	TX A&M CC	2.1	3	0	0	1	1	-
2/23	Stanford	1.0	0	0	0	2	1	-
2/25	UTPA	1.0	0	0	0	0	0	-
3/4	Valparaiso	3.0	1	0	0	2	1	W
3/11	at TX State	2.1	5	3	3	1	3	-
4/15	UT Arlington	1.0	1	1	1	2	1	-

Season Highs

IP: 3.0 vs. Valparaiso (3/4)

Ks: 3 at TX State (3/11)

Hits: 5 at TX State (3/11)

BBs: 2 (3 times)

Runs: 3 at TX State

ERs: 3 at TX State

#29 JON MALMIN (FR.)

0-0 | 0.00 ERA | 2.1 IP | 2 BBs | 1 Ks

Date	Opponent	IP	H	R	ER	BB	K	Dec
2/18	TX A&M CC	1.1	1	0	0	2	0	-
3/4	Valparaiso	1.0	1	0	0	0	1	-

Season Highs

IP: 1.1 vs. TX A&M CC (2/18)

Ks: 1 vs. Valparaiso (3/4)

Hits: 1 (twice)

BBs: 2 vs. TX A&M CC (2/18)

Runs: 0 (twice)

ERs: 0 (twice)

#30 JOSH SAWYER (FR.)

1-0 | 5.59 ERA | 9.2 IP | 6 BBs | 8 Ks

Date	Opponent	IP	H	R	ER	BB	K	Dec
2/14	at Cal	0.2	2	0	0	0	0	-
2/18	TX A&M CC	2.2	2	0	0	1	4	W
2/23	Stanford	0.1	2	3	3	1	1	-
2/25	UTPA	1.0	3	1	1	0	1	-
3/4	Valparaiso	1.0	0	1	1	2	1	-
4/15	UT Arlington	1.0	3	1	1	1	1	-
5/4	at W Virginia	3.0	2	0	0	1	0	-

Season Highs

IP: 3 at West Virginia (5/4)

Ks: 4 vs. TX A&M CC (2/18)

Hits: 3 vs. UT Arlington (4/15)

BBs: 2 vs. Valparaiso (3/4)

Runs: 3 vs. Stanford (2/23)

ERs: 3 vs. Stanford (2/23)

#31 CHAD HOLLINGSWORTH (SO.)

2-0 | 1.34 ERA | 33.2 IP | 7 BBs | 19 Ks | 1 SV

Date	Opponent	IP	H	R	ER	BB	K	Dec
2/14	at Cal	0.1	1	1	1	0	0	-
2/18	TX A&M CC	1.1	1	0	0	0	1	-
2/23	Stanford	0.1	0	0	0	0	0	-
2/25	UTPA	1.0	1	0	0	0	1	-
3/4	Valparaiso	1.0	0	0	0	0	2	-
3/11	at TX State	2.0	0	0	0	0	2	-
3/14	Kansas	0.1	2	0	0	0	0	-
3/16	Kansas	0.1	0	0	0	0	0	-
3/28	at TX Tech	1.0	1	0	0	0	0	-
3/29	at TX Tech	4.2	4	3	1	1	1	-
4/4	Baylor	2.1	2	1	1	2	1	-
4/8	Rice	2.0	1	0	0	1	0	-
4/15	UT Arlington	3.0	0	0	0	0	0	W
4/17	TCU	1.1	0	0	0	1	1	-
4/18	TCU	0.1	1	0	0	0	0	-
4/22	UTPA	2.0	1	0	0	0	2	-
4/25	OK State	3.0	1	0	0	0	3	SV
4/27	OK State	3.0	2	1	1	1	3	-
5/2	at W Virginia	1.0	1	0	0	0	0	-
5/3	at W Virginia	2.0	1	0	0	1	0	W
5/4	at W Virginia	0.1	1	0	0	0	0	-
5/17	at K-State	1.0	3	1	1	0	2	-

Season Highs

IP: 4.2 at TX Tech (3/29)

Ks: 3 (twice)

Hits: 4 at TX Tech (3/29)

BBs: 2 vs. Baylor (4/4)

Runs: 3 at TX Tech (3/29)

ERs: 1 (5 times)

Career Highs

IP: 5.0 vs. UT-Arlington (2/19/13)

Ks: 3 (twice)

Hits: 6 vs. UT-Pan American (3/5/13)

BBs: 3 vs. Oral Roberts (3/12/13)

Runs: 3 (twice)

ERs: 3 at Houston (3/19/13)

#38 TY CULBRETH (SO.)

2-0 | 2.08 ERA | 26 IP | 16 BBs | 17 Ks

Date	Opponent	IP	H	R	ER	BB	K	Dec
2/14	at Cal	1.2	1	0	0	0	2	-
2/15	at Cal	1.0	1	1	1	2	2	-
2/23	Stanford	0.2	2	2	2	0	0	-
2/25	UTPA	1.0	1	0	0	0	1	-
3/4	Valparaiso	1.0	1	0	0	1	0	-
3/8	Hawai'i	2.0	0	0	0	0	2	-
3/9	Hawai'i	2.0	0	0	0	1	0	-
3/11	at TX State	2.2	1	0	0	2	4	W
3/14	Kansas	2.2	0	0	0	0	1	-
3/16	Kansas	0.0	0	2	1	2	0	-
4/8	Rice	2.2	1	0	0	1	0	-
4/15	UT Arlington	3.0	1	0	0	0	1	-
4/17	TCU	1.0	0	0	0	1	0	-
4/22	UTPA	0.2	1	0	0	0	2	-
4/27	OK State	0.2	0	0	0	1	0	-
4/29	PV A&M	0.2	1	0	0	0	2	-
5/4	at W Virginia	0.0	1	1	1	0	0	-
5/18	at K-State	2.2	2	2	1	5	0	W

Season Highs

IP: 3.0 vs. UT Arlington (4/15)

Ks: 4 at TX State (3/11)

Hits: 2 (3 times)

BBs: 5 at K-State (5/18)

Runs: 2 (3 times)

ERs: 2 vs. Stanford (2/23)

Career Highs

IP: 3.0 vs. UT Arlington (4/15/14)

Ks: 4 at TX State (3/11/14)

Hits: 2 (3 times)

BBs: 5 at K-State (5/18/14)

Runs: 2 (3 times)

ERs: 2 vs. Stanford (2/23/14)

#41 Morgan Cooper (FR.)

4-2 | 2.80 ERA | 45 IP | 8 BBs | 34 Ks | 3 SV

Date	Opponent	IP	H	R	ER	BB	K	Dec
2/14	at Cal	1.0	0	0	0	1	2	-
2/15	at Cal	1.0	0	0	0	0	0	-
2/21	Stanford	1.1	4	2	2	1	1	-
2/25	UTPA	1.0	1	0	0	0	0	-
3/2	SHSU	4.1	3	0	0	0	5	W
3/8	Hawai'i	2.0	0	0	0	1	2	W
3/11	at TX State	0.1	0	0	0	0	1	-
3/16	Kansas	4.0	3	3	3	1	2	L
3/21	Columbia	3.0	5	2	0	0	0	SV
3/25	TX State	1.0	0	0	0	0	1	-
3/28	at TX Tech	1.0	0	0	0	0	0	-
3/30	at TX Tech	1.2	2	0	0	0	0	-
4/1	at Rice	0.2	1	0	0	0	0	SV
4/5	Baylor	3.0	2	0	0	0	3	SV
4/11	at Oklahoma	3.0	0	0	0	0	4	W
4/18	TCU	2.0	0	0	0	0	1	-
4/19	TCU	1.1	0	0	0	0	2	-
4/22	UTPA	1.0	1	0	0	0	1	W
4/26	OK State	1.2	3	1	1	1	1	L
4/29	PV A&M	1.1	0	0	0	0	1	-
5/2	at W Virginia	0.2	2	1	1	1	0	-
5/4	at W Virginia	1.2	6	6	4	0	0	-
5/16	at K-State	2.0	0	0	0	0	1	-
5/18	at K-State	6.0	7	3	3	1	6	-

Season Highs

IP: 6 vs. K-State (5/18)

Ks: 6 vs. K-State (5/18)

Hits: 7 vs. K-State (5/18)

BBs: 1 (8 times)

Runs: 6 at West Virginia (5/4)

ERs: 4 at West Virginia (5/4)

#43 JOHN CURTISS (r-SO.)

1-1 | 1.80 ERA | 30 IP | 12 BBs | 21 Ks | 8 SV

Date	Opponent	IP	H	R	ER	BB	K	Dec
2/25	UTPA	2.0	1	0	0	1	2	-
3/1	Houston	1.2	2	1	0	1	0	-
3/4	Valparaiso	1.0	0	0	0	1	2	-
3/7	Hawai'i	1.0	0	0	0	1	0	SV
3/9	Hawai'i	1.0	0	0	0	0	2	SV
3/11	TX State	1.0	0	0	0	0	0	SV
3/15	Kansas	1.2	1	0	0	0	1	SV
3/16	Kansas	0.1	1	0	0	0	1	-
3/22	Columbia	1.0	0	0	0	0	0	-
3/30	at TX Tech	5.0	2	2	2	4	4	W
4/6	Baylor	1.0	1	0	0	0	1	-
4/11	at Oklahoma	1.0	0	0	0	1	1	SV
4/12	at Oklahoma	2.0	1	0	0	1	1	-
4/19	TCU	1.0	2	1	1	1	0	-
4/22	UTPA	1.0	1	0	0	0	0	SV
4/26	OK State	1.0	0	0	0	0	0	-
4/27	OK State	2.0	1	0	0	0	2	-
4/29	PV A&M	1.0	1	0	0	1	1	SV
5/3	at W Virginia	3.0	3	0	0	0	1	SV
5/17	at K-State	1.1	5	3	3	0	2	L

Season Highs

IP: 5.0 at TX Tech (3/30)

Ks: 4 at TX Tech (3/30)

Hits: 5 at K-State (5/17)

BBs: 4 at TX Tech (3/30)

Runs: 3 at K-State (5/17)

ERs: 3 at K-State (5/17)

Career Highs

IP: 6.2 vs. Kansas (5/24/12)

Ks: 5 (twice)

Hits: 7 vs. Baylor (5/19/12)

BBs: 4 at TX Tech (3/30/14)

Runs: 4 (3 times)

ERs: 4 (twice)

#48 TY MARLOW (SR.)

0-0 | 0.00 | 2.0 IP | 0 BBs | 0 Ks

Date	Opponent	IP	H	R	ER	BB	K	Dec
3/4	Valparaiso	1.0	1	0	0	0	0	-
3/9	Hawai'i	1.0	1	0	0	0	0	-

Season Highs

IP: 1.0 (twice)

Ks: 0 (twice)

Hits: 1 (twice)

BBs: 0 (twice)

Runs: 0 (twice)

ERs: 0 vs. (twice)

Career Highs

IP: 3.2 at Kansas (4/12/13)


Ks: 7 at Kansas (4/12/13)

Hits: 5 at Kansas (4/12/13)

BBs: 1 (7 times)

Runs: 1 (8 times)

ERs: 1 (8 times)



#34 Lukas Schiraldi

JR | RHP

6-4 | 205

Austin, Texas

St. Michaels HS

Season Highs

IP: 8.0 IP vs. Dallas Baptist (3/18)

Ks: 8 vs. Prairie View A&M (4/29)

Hits: 10 vs. Rice (4/8)

BBs: 4 (twice)

Runs: 7 vs. Rice (4/8)

ERs: 7 vs. Rice (4/8)

2014

Has allowed two runs or fewer in six of his 11 starts this year ... allowed just three earned runs in 21 2/3 innings in his first three Tuesday starts (vs. Dallas Baptist, Texas State and at Rice) ... set a career high with eight strikeouts against Prairie View A&M on April 29 while tossing six solid innings and winning his sixth game of the year ... picked up his fifth win of the year April 1 against Rice going 6 2/3 innings and allowing only two runs ... earned his fourth win of the season against Texas State on March 25 when he threw seven innings yielding only one run while striking out a season high five batters ... pitched a career-high eight innings against Dallas Baptist on March 18, allowing only two hits and no runs, while striking out three and picking up his third win of the season ... notched his second win of the season against Hawai'i on March 9 when he threw five strong innings, yielding only three hits, two walks and one run ... threw seven innings, surrendering five hits and one run, in a win in his Longhorn debut against Cal on February 15.

2012 & 2013 at NAVARRO COLLEGE


Went 9-2 with a 2.84 ERA in 15 appearances spanning 76 innings in 2013 at Navarro ... recorded 67 strikeouts to just 17 walks ... in the summer of 2013, played for the Chatham Anglers of the Cape Cod League ... won the PFC Whitehouse Outstanding Pitcher Award ... made seven starts in the regular season and went 4-1 with a 1.19 ERA, allowing just five earned runs in 37 2/3 innings of work ... put forth his best performance in the CCBL playoffs, when he went seven scoreless innings and allowed just two hits in a 6-0 win ... named the Cape Cod League Pitcher of the Week on Aug. 13 for his effort ... in the regular season and playoffs combined, the right-hander went 5-1 with a 1.01 ERA and 33 strikeouts.

2014 Game-by-Game Stats

Date	OPPONENT	GS	IP	H	R	ER	BB	SO	2B	3B	HR	WP	BK	HBP	IBB	Score	W	L	SV	ERA
Feb 15, 2014	California-2	*	7.0	5	1	1	2	2	1	0	0	0	0	0	0	6-2	1	0	0	1.29
Feb 23, 2014	STANFORD	*	2.0	4	5	5	4	1	0	1	0	1	0	0	0	5-11	1	1	0	6.00
Mar 02, 2014	Sam Houston State	*	4.0	5	2	1	2	3	0	0	0	0	0	0	0	3-2	1	1	0	4.85
Mar 09, 2014	HAWAII	*	5.0	3	1	1	2	1	0	0	0	1	0	0	0	4-1	2	1	0	4.00
Mar 18, 2014	DALLAS BAPTIST	*	8.0	2	0	0	3	3	0	0	0	0	0	2	0	5-0	3	1	0	2.77
Mar 25, 2014	TEXAS STATE	*	7.0	1	1	1	3	5	0	0	0	0	0	0	0	5-1	4	1	0	2.45
Apr 1, 2014	Rice	*	6.2	5	2	2	3	1	0	0	0	2	0	0	0	5-2	5	1	0	2.50
Apr 08, 2014	RICE	*	4.1	10	7	7	3	4	1	0	0	2	0	0	0	2-7	5	2	0	3.68
Apr 22, 2014	UTPA	*	3.1	5	3	3	4	2	1	0	0	0	0	0	0	5-4	5	2	0	3.99
Apr 29, 2014	PRAIRIE VIEW A&M	*	6.0	6	3	3	2	8	0	1	0	0	0	0	0	6-3	6	2	0	4.05
May 04, 2014	West Virginia	*	2.0	4	5	3	2	0	2	0	0	1	0	0	0	6-12	6	3	0	4.39
Totals			11	55.1	50	30	27	30	30	5	2	0	7	0	2	52-45	6	3	0	4.39

Career Stats

Year	ERA	W	L	App	GS	CG	SHO	CBO	SV	IP	H	R	ER	BB	SO	2B	3B	HR	BF	B/Avg	WP	HBP	BK	SFA	SHA
2014	4.39	6	3	11	11	0	0	1	0	55.1	50	30	27	30	30	5	2	0	245	.245	7	2	0	1	8

**#32 Dillon Peters****JR-2V | LHP****5-11 | 212****Indianapolis, Indiana
Cathedral HS****Season Highs****IP:** 8.0 vs. Rice (2/28)**Ks:** 9 vs. Baylor (4/5)**Hits:** 8 vs. TCU (4/18/14)**BBs:** 4 vs. Columbia (3/21)**Runs:** 6 vs. Hawai'i (3/8)**ERs:** 5 at TX Tech (3/29)**Career Highs**

9.0 at Kansas (4/13/13)

Same

10 at Minnesota (3/23/13)

4 (twice)

Same

Same

2014

Ranks eighth in the conference with a 2.27 ERA ... 10th in innings pitched (75.1) and is averaging 6.28 IP/start ... has allowed two runs or less in nine of his 12 starts ... threw seven no-hit innings with eight strikeouts, in an eventual combined no-hitter, against Kansas State May 16 for his sixth victory of the year ... earned his fifth win of the season April 12 against Oklahoma when he threw seven innings allowing only two runs and striking out three ... struck out a career high nine batters while allowing only two earned runs in his fourth win of the year against Baylor on April 5 ... picked up his third win of the season against Columbia March 21 when he threw six innings allowing only one run and striking out two ... earned his second victory of the season March 15 against Kansas when he threw 7 1/3 innings allowing only one run and striking out three ... named Big 12 Pitcher of the Week and to the Houston College Classic All-Tournament Team after his performance against No. 12/15 Rice on February 28 where he threw eight scoreless innings, striking out six and allowing only four hits while picking up the win ... went seven innings vs. Stanford on February 22, allowing two runs on seven hits in a no decision ... threw seven innings against Cal on February 15 yielding only five hits and one unearned run ... named to the Big 12 Commissioner's Honor Roll for the 2013 fall semester.

2013

A second team All-Big 12 selection ... made 14 starts while compiling a 6-3 record with 1.97 ERA and one complete game ... in 86 2/3 innings, allowed 71 hits and 19 earned runs with 57 strikeouts, 24 walks, and a .223 batting average against ... Texas went 10-4 in his 14 starts ... went seven innings at Baylor on April 27 with only one earned run on six hits, five strikeouts and three walks in a 1-0 loss ... went eight shutout innings at home against West Virginia on April 20, only giving up four hits while striking out six and walking three ... threw a complete game on April 13 at Kansas where he gave up one earned run, had three strikeouts, one walk, and six hits in a 2-1 victory ... went 7 2/3 scoreless innings vs. Oklahoma on April 6, striking out five and surrendering just two hits without issuing a walk to pick up the win ... threw 8 1/3 innings and surrendered five hits, one earned run, seven strikeouts and one walk on March 16 at home against Texas Tech in a 2-1 win ... picked up his first win of the season with seven innings of work vs. Sacramento State on Feb. 17, when he allowed two runs on five hits ... named to the Big 12 Commissioner's Honor Roll for the 2012 fall semester.

2012 Highlights


Went 4-1 with a 3.18 ERA as a freshman, tying for the team lead with 11 starts ... in 23 appearances, logged 39 2/3 innings with 31 hits and 14 earned runs while walking 18 and striking out 43 ... opponents hit .207.

2014 Game-by-Game Stats

Date	OPPONENT	GS	IP	H	R	ER	BB	SO	2B	3B	HR	WP	BK	HBP	IBB	Score	W	L	SV	ERA
Feb 15, 2014	California-1	*	7.0	5	1	0	2	1	0	0	0	0	0	0	0	1-2	0	0	0	0.00
Feb 22, 2014	STANFORD	*	7.0	7	2	2	1	2	1	0	0	0	0	0	0	4-3	0	0	0	1.29
Feb 28, 2014	Rice	*	8.0	4	0	0	0	6	1	0	0	0	0	0	0	2-0	1	0	0	0.82
Mar 08, 2014	HAWAII	*	5.0	7	6	4	1	3	1	0	0	1	0	2	0	1-6	1	1	0	2.00
Mar 15, 2014	KANSAS	*	7.1	5	1	1	1	3	1	0	0	0	0	0	0	2-1	2	1	0	1.83
Mar 21, 2014	COLUMBIA	*	6.0	7	1	1	4	2	1	0	0	1	0	0	0	7-3	3	1	0	1.79
Mar 29, 2014	Texas Tech	*	3.1	7	5	5	2	2	1	0	0	3	0	2	0	4-8	3	2	0	2.68
Apr 05, 2014	BAYLOR	*	6.0	6	3	2	1	9	1	0	0	1	0	0	0	6-3	4	2	0	2.72
Apr 12, 2014	Oklahoma	*	7.0	7	2	2	3	3	1	0	0	0	0	0	0	7-2	5	2	0	2.70
Apr 18, 2014	TEXAS CHRISTIAN	*	6.2	8	2	2	2	7	1	0	0	0	0	0	0	0-2	5	3	0	2.70
Apr 26, 2014	OKLAHOMA STATE	*	5.0	5	1	0	1	4	1	0	0	3	0	2	0	1-2	5	3	0	2.50
May 16, 2014	K-State	*	7.0	0	0	0	3	8	0	0	0	0	0	2	0	12-0	6	3	0	2.27
Totals			12	75.1	68	24	19	21	50	10	0	9	0	8	0	47-32	6	3	0	2.27

Career Stats

Year	ERA	W	L	App	GS	CG	SHO	CBO	SV	IP	H	R	ER	BB	SO	2B	3B	HR	BF	B/Avg	WP	HBP	BK	SFA	SHA
2012	3.18	4	1	23	11	0	0	1	0	39.2	31	21	14	18	43	7	0	2	173	.207	3	2	3	0	3
2013	1.97	6	3	14	14	1	0	3	0	86.2	71	23	19	24	57	10	2	2	360	.223	4	10	0	2	5
2014	2.27	6	3	12	12	0	0	2	0	75.1	68	24	19	21	50	10	0	0	316	.247	9	8	0	2	10
TOTAL	2.32	16	7	49	37	1	0	6	0	201.2	170	68	52	63	150	27	2	4	849	.229	16	20	3	4	18

**#36 Nathan Thornhill****SR-3V | RHP****6-0 | 163****Cedar Park, Texas****Cedar Park HS****Season Highs****IP:** 9.0 at Oklahoma (4/13)**Ks:** 6 (twice)**Hits:** 7 (twice)**BBs:** 4 vs. UTPA (2/25)**Runs:** 7 vs. Oklahoma State (4/27)**ERs:** 7 vs. Oklahoma State (4/27)**Career Highs**

9.0 (twice)

7 (5 times)

10 at Stanford (2/24/12)

4 (twice)

Same

Same

2014

Ranks third in the Big 12 and 30th in the nation with a 1.62 ERA ... his 6.37 hits allowed/9 innings ranks third in the league and 37th nationally ... holding opponents to a .204 average, which ranks third in the Big 12 ... ranks eighth in innings pitched (77 2/3) ... ranks second among active Big 12 players in career innings pitched (284 2/3) and strikeouts (210), and fourth in appearances (70) ... took a no-decision after pitching 5 2/3 innings and allowing one unearned run at K-State on May 17 ... pitched four shutout innings at West Virginia and took a no-decision on May 3 ... named Big 12 Pitcher of the Week after tossing a complete game against Oklahoma on April 13, allowing only five hits and one run while striking out a season-high six ... it was his third career complete game ... threw eight shutout innings in a win against Baylor on April 6 while allowing only two hits and striking out three ... pitched 5 1/3 scoreless innings against Texas Tech on March 30, yielding only four hits and two walks while striking out four ... tossed eight shutout innings while striking out four and allowing five hits en route to his fourth win of the season March 22 against Columbia ... returned to the starting rotation March 8 against Hawai'i where he threw 6 1/3 innings and allowed only two earned runs in a no decision ... picked up two saves on back-to-back nights in the Houston College Classic (Feb. 28 & March 1) while striking out two in 1.2 innings of work ... took over the closer role heading into the Stanford series (Feb. 21-23) ... tossed three scoreless innings in relief against UTPA (Feb. 25) while earning his third win of the season ... struck out two in 1 2/3 innings in his relief debut at closer to help secure a 9-3 win over the Cardinal on Feb. 21 ... allowed one run on three hits and a walk in two innings on Feb. 22 vs. Stanford ... was credited with his second win of the year after Texas won in the bottom of the ninth ... threw eight shutout innings with three strikeouts in a win against Cal on February 16.

2013 Highlights

Went 3-6 with a 2.21 ERA in 14 appearances, 13 of which were starts ... in 85 1/3 innings, allowed 74 hits and 21 earned runs with 15 walks, while recording a team-high 60 strikeouts, and a .234 opponents' batting average ... led the team with two complete games.

2012 Highlights

Went 4-5 with a 3.87 ERA, making 11 starts in 18 appearances ... led the team with 83 2/3 innings ... he allowed 81 hits and 36 earned runs with 25 walks and 64 strikeouts ... opponents hit .255 against him.

2011 Highlights

Had a 3-0 record with a 1.89 ERA with two starts in 22 appearances ... in 38 innings, allowed 30 hits and eight earned runs with six walks and 38 strikeouts ... opponents hit .211 ... registered a 0.73 ERA during Big 12 play in 12 appearances (12 1/3 innings).

2014 Game-by-Game Stats

Date	OPPONENT	GS	IP	H	R	ER	BB	SO	2B	3B	HR	WP	BK	HBP	IBB	Score	W	L	SV	ERA
Feb 16, 2014	California	*	8.0	4	0	0	3	3	0	0	0	0	0	0	0	5-0	1	0	0	0.00
Feb 21, 2014	STANFORD		1.2	1	0	0	0	2	0	0	0	0	0	0	0	9-3	1	0	0	0.00
Feb 22, 2014	STANFORD		2.0	3	1	1	1	1	1	0	0	0	0	0	0	4-3	2	0	0	0.77
Feb 25, 2014	UTPA		3.0	2	0	0	4	1	0	0	0	0	0	0	0	2-1	3	0	0	0.61
Feb 28, 2014	Rice		1.0	2	0	0	1	2	0	0	0	0	0	0	0	2-0	3	0	1	0.57
Mar 01, 2014	Houston Cougars		0.1	0	0	0	0	0	0	0	0	0	0	0	0	3-2	3	0	2	0.56
Mar 08, 2014	HAWAII-2	*	6.1	3	2	2	3	3	0	0	0	0	0	0	0	3-2	3	0	2	1.21
Mar 16, 2014	KANSAS	*	5.1	1	1	1	3	3	0	0	0	0	0	1	0	1-6	3	0	2	1.30
Mar 22, 2014	COLUMBIA-2	*	8.0	5	0	0	1	4	0	0	0	0	0	0	0	11-0	4	0	2	1.01
Mar 30, 2014	Texas Tech	*	5.1	4	0	0	2	4	1	0	0	0	0	0	0	5-2	4	0	2	0.88
Apr 06, 2014	BAYLOR	*	8.0	2	0	0	2	3	1	0	0	0	0	0	0	4-0	5	0	2	0.73
Apr 13, 2014	Oklahoma	*	9.0	5	1	1	1	6	1	0	0	0	0	0	0	8-1	6	0	2	0.78
Apr 19, 2014	TEXAS CHRISTIAN	*	6.2	5	2	2	1	6	2	0	0	1	0	1	0	1-3	6	1	2	0.97
Apr 27, 2014	OKLAHOMA STATE	*	3.1	7	7	7	2	4	0	0	2	0	0	0	0	3-8	6	2	2	1.85
May 03, 2014	West Virginia	*	4.0	7	0	0	1	3	0	0	0	0	0	0	0	2-0	6	2	2	1.75
May 17, 2014	K-State	*	5.2	4	1	0	3	3	0	0	0	1	0	0	0	4-5	6	2	2	1.62
Totals			11	77.2	55	15	14	28	48	6	0	2	2	0	2	67-36	6	2	2	1.62

Career Stats

Year	ERA	W	L	App	GS	CG	SHO	CBO	SV	IP	H	R	ER	BB	SO	2B	3B	HR	BF	B/Avg	WP	HBP	BK	SFA	SHA
2011	1.89	3	0	22	2	0	0	4	0	38.0	30	8	8	6	38	5	1	1	151	.211	2	0	0	1	2
2012	3.87	4	5	18	11	0	0	2	0	83.2	81	46	36	25	64	13	2	5	358	.255	6	4	0	4	7
2013	2.21	3	6	14	13	2	1	2	0	85.1	74	35	21	15	60	12	0	1	351	.234	5	8	0	1	11
2014	1.62	6	2	16	11	1	0	5	2	77.2	55	15	14	28	48	6	0	2	304	.204	2	2	0	1	4
TOTAL	2.50	16	13	70	37	3	1	13	2	284.2	240	104	79	74	210	36	3	9	1164	.230	15	14	0	7	24

**#24 Parker French****JR-2V | RHP****6-2 | 218****Dripping Springs, Texas****Dripping Springs HS****Season Highs****IP:** 7.1 (twice)**Ks:** 8 vs. Stanford (2/21)**Hits:** 8 (twice)**BBs:** 4 (twice)**Runs:** 8 at Oklahoma (4/11)**ERs:** 3 (4 times)**Career Highs****8.0** (twice)

Same

9 (twice)**4** (3 times)

Same

6 at Stanford (2/26/12)**2014**

Ranks ninth in the Big 12 in innings pitched (76 2/3) ... has allowed three earned runs or fewer in all 13 of his starts ... notched his fifth win of the season April 25 against Oklahoma State when he threw six scoreless innings allowing only one hit in a 3-0 win ... threw seven strong innings against Texas Tech on March 28, allowing only one run on six hits and two walks while striking out two en route to his fourth victory of the season ... went 7 1/3 strong innings while yielding only six hits, one run and striking out six in a win against Columbia March 22 ... struck out six in 7 1/3 innings against Hawai'i on March 7 while allowing two runs (one earned); didn't factor into the decision though the Longhorns went on to win ... picked up his second win of the year against Houston on March 1 when he struck out seven in seven strong innings of work while only allowing one run ... won his first game of 2014 against Stanford on February 21 when he went six innings allowing only four hits and one run while striking out a career-high eight ... went five innings, yielding only four hits and six unearned runs, while striking out four in a loss to Cal on February 14 ... named to the Big 12 Commissioner's Honor Roll for the 2013 fall semester.

2013

Made 13 starts primarily as the team's No. 1 starter as a sophomore, posting a 4-5 record with a 2.68 ERA ... in 77 1/3 innings, allowed 69 hits and 23 earned runs with 24 walks, 46 strikeouts and a .240 opponents' batting average ... threw three innings as part of a combined seven-inning no-hitter on May 11 against Texas Southern ... allowed two runs on seven hits with four walks and two strikeouts in seven innings on May 3 against Kansas State ... allowed only one earned run in five innings with three walks and three strikeouts on April 26 at Baylor ... took the loss in a 1-0 decision on April 19 against West Virginia despite going 7 1/3 innings where he allowed one run on five hits with a walk and a then career-high seven strikeouts ... gave up two runs in 5 1/3 innings with five hits on April 5 against No. 13 Oklahoma in a 2-1 loss ... threw six scoreless innings on March 15 against Texas Tech with two hits, two walks and four strikeouts ... picked up his third win with a season-high eight innings on March 8 against UC Santa Barbara, allowing one run on five hits with two walks and three strikeouts ... tagged with the loss on March 1 at No. 15 Stanford despite giving up only two runs on two hits in seven innings ... gave up two runs on eight hits in 6 1/3 innings with a walk and six strikeouts on Feb. 22 against Nebraska to get the win ... in his season debut, earned the win against Sacramento State with seven shutout innings, allowing three hits with no walks and five strikeouts ... he was named to the Big 12 Commissioner's Honor Roll for the 2012 fall semester.

2012 Highlights

Made nine starts in 21 appearances as a freshman ... had a 6-2 record with a 2.84 ERA and two saves ... combined in three shutouts ... in 66 2/3 innings, allowed 58 hits and 21 earned runs with 19 walks and 30 strikeouts ... opponents hit .231 ... earned Louisville Slugger/Collegiate Baseball Freshman All-America honors ... named Big 12 Freshman of the Year and received All-Big 12 honorable mention.

2014 Game-by-Game Stats

Date	OPPONENT	GS	IP	H	R	ER	BB	SO	2B	3B	HR	WP	BK	HBP	IBB	Score	W	L	SV	ERA
Feb 14, 2014	California	*	5.0	4	6	0	3	4	1	0	0	1	0	1	0	0-7	0	1	0	0.00
Feb 21, 2014	STANFORD	*	6.0	4	1	1	1	8	0	0	0	0	0	1	0	9-3	1	1	0	0.82
Mar 01, 2014	Houston Cougars	*	7.0	7	1	1	1	7	1	0	0	0	0	0	0	3-2	2	1	0	1.00
Mar 07, 2014	HAWAII	*	7.1	5	2	1	1	6	0	0	0	0	0	0	0	3-2	2	1	0	1.07
Mar 14, 2014	KANSAS	*	5.1	7	3	3	3	3	0	0	0	1	0	2	0	2-3	2	2	0	1.76
Mar 18, 2014	DALLAS BAPTIST	*	1.0	0	0	0	0	1	0	0	0	0	0	0	0	5-0	2	2	0	1.71
Mar 22, 2014	COLUMBIA-1	*	7.1	6	1	1	3	6	2	0	0	0	0	0	0	6-1	3	2	0	1.62
Mar 28, 2014	Texas Tech	*	7.0	6	1	1	2	2	0	0	0	0	0	0	0	11-1	4	2	0	1.57
Apr 04, 2014	BAYLOR	*	5.1	5	3	3	4	4	1	0	0	0	0	2	0	5-4	4	2	0	1.93
Apr 11, 2014	Oklahoma	*	5.2	8	8	3	2	1	3	0	0	1	0	0	0	10-8	4	2	0	2.21
Apr 17, 2014	TEXAS CHRISTIAN	*	6.1	6	3	2	2	4	1	0	0	0	0	2	0	0-3	4	3	0	2.27
Apr 25, 2014	OKLAHOMA STATE	*	6.0	1	0	0	3	2	0	0	0	0	0	0	0	3-0	5	3	0	2.08
May 02, 2014	West Virginia	*	6.0	8	4	3	3	2	1	0	0	0	0	1	0	3-5	5	4	0	2.27
May 18, 2014	K-State	*	1.1	2	3	2	4	0	1	0	0	0	0	2	0	9-8	5	4	0	2.47
Totals			13	76.2	69	36	21	32	50	11	0	3	0	11	0	69-47	5	4	0	2.47

Career Stats

Year	ERA	W	L	App	GS	CG	SHO	CBO	SV	IP	H	R	ER	BB	SO	2B	3B	HR	BF	B/Avg	WP	HBP	BK	SFA	SHA
2012	2.84	6	2	21	9	0	0	3	2	66.2	58	32	21	19	30	10	4	3	288	.231	3	12	1	1	5
2013	2.68	4	5	13	13	0	0	1	0	77.1	69	26	23	24	46	9	2	1	329	.240	5	7	0	2	8
2014	2.47	5	4	14	13	0	0	2	0	76.2	69	36	21	32	50	11	0	0	338	.245	3	11	0	3	10
TOTAL	2.65	15	11	48	35	0	0	6	2	220.2	196	94	65	75	126	30	6	4	955	.239	11	30	1	6	23

2014 Texas Longhorns Baseball
Overall Statistics for Texas Longhorns (as of May 18, 2014)
(All games Sorted by Batting avg)

Record: 36-16 Home: 21-10 Away: 12-6 Neutral: 3-0 Big 12: 13-11

Player	avg	gp-gs	ab	r	h	2b	3b	hr	rbi	tb	slg%	bb	hp	so	gdp	ob%	sf	sh	sb-att	po	a	e	fld%
2 Payton, Mark	.309	52-52	191	26	59	11	5	1	30	83	.435	44	4	18	5	.446	1	5	14-15	124	2	0	1.000
9 Hinojosa, C.J	.289	52-52	190	22	55	10	0	1	27	68	.358	22	2	29	3	.362	4	13	3-5	77	143	14	.940
14 Johnson, Ben	.286	52-52	189	38	54	9	3	6	28	87	.460	26	10	28	0	.391	5	8	19-19	111	4	2	.983
1 Barrera, Tres	.286	50-48	182	27	52	11	2	5	31	82	.451	14	6	28	6	.355	1	4	0-0	236	26	5	.981
8 Marlow, Brooks	.272	52-52	206	34	56	9	2	2	17	75	.364	38	1	28	2	.386	1	8	4-5	106	168	2	.993
50 Gurwitz, Zane	.271	46-44	155	20	42	7	0	2	25	55	.355	10	1	28	0	.317	1	7	6-6	36	84	8	.938
4 Shaw, Collin	.259	46-41	143	18	37	4	1	0	19	43	.301	19	5	27	0	.359	3	7	9-13	70	2	1	.986
42 Clemens, Kacy	.226	50-48	155	19	35	4	0	1	13	42	.271	35	0	36	1	.368	0	5	0-0	484	21	5	.990

35 Carter, Madison	.381	27-18	63	20	24	3	0	1	9	30	.476	9	1	12	2	.466	0	11	3-4	0	2	0	1.000
12 Felts, Jacob	.218	18-13	55	4	12	1	1	0	6	15	.273	3	0	5	4	.259	0	2	0-0	1	0	0	1.000
33 Montalbano, Jeremy	.171	26-23	82	5	14	6	0	0	4	20	.244	1	3	12	0	.209	0	5	0-0	88	7	0	1.000
11 Silver, Alex	.125	4-1	8	4	1	0	0	0	1	1	.125	2	0	1	0	.300	0	0	0-0	24	1	1	.962
5 McGuire, Andy	.113	22-22	71	6	8	1	0	0	7	9	.127	7	2	14	1	.210	1	5	1-2	13	34	4	.922
38 Culbreth, Ty	.000	2-2	6	0	0	0	0	0	0	0	.000	0	0	0	0	.000	0	0	0-0	0	7	0	1.000
48 Marlow, Ty	.000	1-0	0	0	0	0	0	0	0	0	.000	0	0	0	0	.000	0	0	0-0	0	1	0	1.000
7 Hall, Weston	.000	7-0	0	2	0	0	0	0	0	0	.000	0	0	0	0	.000	0	0	0-0	1	0	0	1.000
Totals	.265	52	1696	245	449	76	14	19	217	610	.360	230	35	266	24	.361	17	80	59-69	1396	598	52	.975
Opponents	.230	52	1685	158	388	57	5	4	128	467	.277	175	34	302	44	.314	8	48	29-41	1352	573	56	.972

LOB - Team (461), Opp (397). DPs turned - Team (56), Opp (31). CI - Team (1), Barrera 1.

(All games Sorted by Earned run avg)

Player	era	w-l	app	gs	cg	sho	sv	ip	h	r	er	bb	so	2b	3b	hr	b/avg	wp	hp	bk	sfa	sha
36 Thornhill, Nathan	1.62	6-2	16	11	1	0/5	2	77.2	55	15	14	28	48	6	0	2	.204	2	2	0	1	4
32 Peters, Dillon	2.27	6-3	12	12	0	0/2	0	75.1	68	24	19	21	50	10	0	0	.247	9	8	0	2	10
24 French, Parker	2.47	5-4	14	13	0	0/2	0	76.2	69	36	21	32	50	11	0	0	.245	3	11	0	3	10
34 Schiraldi, Lukas	4.39	6-3	11	11	0	0/1	0	55.1	50	30	27	30	30	5	2	0	.245	7	2	0	1	8

27 Duke, Travis	0.00	2-0	22	0	0	0/1	0	18.2	12	1	0	4	16	1	0	0	.185	0	3	1	1	1
29 Malmin, Jon	0.00	0-0	2	0	0	0/1	0	2.1	2	0	0	2	1	0	0	0	.200	1	0	0	0	0
48 Marlow, Ty	0.00	0-0	2	0	0	0/0	0	2.0	2	0	0	0	0	0	0	0	.286	0	0	0	0	0
31 Hollingsworth, Chad	1.34	2-0	22	0	0	0/3	1	33.2	24	7	5	7	19	3	2	0	.209	1	2	0	0	5
43 Curtiss, John	1.80	1-1	20	1	0	0/3	8	30.0	22	7	6	12	21	3	0	0	.204	2	2	1	0	4
38 Culbreth, Ty	2.08	2-0	18	0	0	0/0	0	26.0	14	8	6	16	17	2	0	1	.165	0	1	1	0	2
41 Cooper, Morgan	2.80	4-2	24	0	0	0/2	3	45.0	41	18	14	8	34	10	1	1	.240	6	0	2	0	3
28 Goins, Blake	3.38	1-0	7	4	0	0/1	0	10.2	10	4	4	8	7	0	0	0	.244	1	3	0	0	0
30 Sawyer, Josh	5.59	1-0	7	0	0	0/1	0	9.2	14	6	6	6	8	4	0	0	.333	3	0	0	0	0
15 Peters, Justin	7.71	0-1	3	0	0	0/0	0	2.1	5	2	2	1	1	2	0	0	.455	0	0	0	0	1
Totals	2.40	36-16	52	52	1	9/9	14	465.1	388	158	124	175	302	57	5	4	.230	35	34	5	8	48
Opponents	3.89	16-36	52	52	2	3/3	6	450.2	449	245	195	230	266	76	14	19	.265	35	35	8	17	80

PB - Team (7), Barrera 6, Montalbano 1, Opp (8). Pickoffs - Team (1), French 1, Opp (7).

2014 Texas Longhorns Baseball
Conference statistics for Texas Longhorns (as of May 18, 2014)
(Big 12 games only Sorted by Batting avg)

Record: 13-11 Home: 5-7 Away: 8-4 Big 12: 13-11

Player	avg	gp-gs	ab	r	h	2b	3b	hr	rbi	tb	slg%	bb	hp	so	gdp	ob%	sf	sh	sb-att	po	a	e	fld%
35 Carter, Madison	.444	18-15	54	17	24	3	0	1	8	30	.556	7	1	8	2	.516	0	6	3-4	0	0	0	.000
1 Barrera, Tres	.308	24-24	91	16	28	7	0	5	18	50	.549	10	5	12	2	.406	0	2	0-0	136	20	4	.975
9 Hinojosa, C.J	.301	24-24	93	12	28	5	0	1	11	36	.387	8	2	18	1	.362	2	2	1-2	36	61	11	.898
8 Marlow, Brooks	.276	24-24	105	15	29	9	1	2	8	46	.438	13	0	15	2	.356	0	2	2-2	53	69	1	.992
50 Gurwitz, Zane	.273	24-23	88	7	24	4	0	1	14	31	.352	4	0	16	0	.304	0	4	2-2	21	59	4	.952
14 Johnson, Ben	.252	24-24	103	14	26	6	1	2	8	40	.388	6	5	16	0	.325	0	4	7-7	52	1	2	.964
2 Payton, Mark	.247	24-24	97	10	24	8	0	0	12	32	.330	16	2	9	2	.365	0	1	8-8	60	0	0	1.000
4 Shaw, Collin	.244	24-24	86	8	21	3	0	0	8	24	.279	11	2	16	0	.343	0	7	5-8	45	2	1	.979
42 Clemens, Kacy	.225	23-21	71	6	16	2	0	1	9	21	.296	14	0	16	1	.353	0	1	0-0	211	7	1	.995

12 Felts, Jacob	.200	6-3	15	1	3	0	0	0	2	3	.200	2	0	2	1	.294	0	0	0-0	0	0	0	.000
11 Silver, Alex	.167	2-1	6	2	1	0	0	0	1	1	.167	1	0	1	0	.286	0	0	0-0	16	1	1	.944
33 Montalbano, Jeremy	.143	5-4	14	0	2	0	0	0	1	2	.143	0	1	5	0	.200	0	0	0-0	11	3	0	1.000
5 McGuire, Andy	.100	3-3	10	0	1	0	0	0	0	1	.100	0	0	1	1	.100	0	1	0-0	1	0	0	1.000
38 Culbreth, Ty	.000	2-2	6	0	0	0	0	0	0	0	.000	0	0	0	0	.000	0	0	0-0	0	3	0	1.000
7 Hall, Weston	.000	4-0	0	1	0	0	0	0	0	0	.000	0	0	0	0	.000	0	0	0-0	0	0	0	.000
Totals	.271	24	839	109	227	47	2	13	100	317	.378	92	18	135	12	.354	2	30	28-33	652	280	29	.970
Opponents	.239	24	795	87	190	31	2	3	69	234	.294	82	22	138	20	.326	2	28	17-24	650	277	24	.975

LOB - Team (222), Opp (190). DPs turned - Team (26), Opp (16).

(Big 12 games only Sorted by Earned run avg)

Player	era	w-l	app	gs	cg	sho	sv	ip	h	r	er	bb	so	2b	3b	hr	b/avg	wp	hp	bk	sfa	sha
36 Thornhill, Nathan	2.09	2-2	8	8	1	0/2	0	47.1	35	12	11	15	32	5	0	2	.211	2	2	0	0	3
32 Peters, Dillon	2.55	4-2	7	7	0	0/1	0	42.1	38	14	12	13	36	6	0	0	.241	7	6	0	0	6
24 French, Parker	3.56	2-3	8	8	0	0/1	0	43.0	43	25	17	23	18	7	0	0	.270	2	9	0	2	7
41 Cooper, Morgan	4.00	1-2	12	0	0	0/1	1	27.0	26	14	12	5	20	5	0	1	.250	4	0	0	0	2

27 Duke, Travis	0.00	1-0	8	0	0	0/0	0	5.2	3	0	0	1	6	0	0	0	.158	0	0	0	0	0
30 Sawyer, Josh	0.00	0-0	1	0	0	0/0	0	3.0	2	0	0	1	0	1	0	0	.200	0	0	0	0	0
31 Hollingsworth, Chad	1.74	1-0	13	0	0	0/2	1	20.2	19	6	4	6	11	2	2	0	.253	1	2	0	0	4
43 Curtiss, John	2.79	1-1	11	0	0	0/2	3	19.1	17	6	6	7	14	3	0	0	.233	2	2	1	0	3
38 Culbreth, Ty	3.86	1-0	6	0	0	0/0	0	7.0	3	5	3	9	1	0	0	0	.150	0	1	1	0	2
34 Schiraldi, Lukas	13.50	0-1	1	1	0	0/0	0	2.0	4	5	3	2	0	2	0	0	.364	1	0	0	0	1
Totals	2.82	13-11	24	24	1	4/4	5	217.1	190	87	68	82	138	31	2	3	.239	19	22	2	2	28
Opponents	3.57	11-13	24	24	1	2/2	6	216.2	227	109	86	92	135	47	2	13	.271	13	18	2	2	30

PB - Team (4), Barrera 3, Montalbano 1, Opp (3). Pickoffs - Team (0), Opp (2).

2014 Texas Longhorns Baseball
Game Results for Texas Longhorns (as of May 18, 2014)
(All games)

Date	Opponent	Score	Inns	Overall	Big 12	Pitcher of record	Attend	Time
Feb 14, 2014	at California	L 0-7	9	0-1-0	0-0-0	French (L 0-1)	825	3:02
Feb 15, 2014	at California-1	L 1-2	9	0-2-0	0-0-0	J. Peters (L 0-1)	831	2:26
Feb 15, 2014	at California-2	w 6-2	9	1-2-0	0-0-0	Schiraldi (W 1-0)	913	2:54
Feb 16, 2014	at California	w 5-0	9	2-2-0	0-0-0	Thornhill (W 1-0)	1231	2:25
Feb 18, 2014	TEXAS A&M - CC	w 10-0	8	3-2-0	0-0-0	Sawyer (W 1-0)	4901	2:33
Feb 21, 2014	STANFORD	w 9-3	9	4-2-0	0-0-0	French (W 1-1)	5929	2:53
Feb 22, 2014	STANFORD	w 4-3	9	5-2-0	0-0-0	Thornhill (W 2-0)	7044	2:43
Feb 23, 2014	STANFORD	L 5-11	8	5-3-0	0-0-0	Schiraldi (L 1-1)	6437	3:20
Feb 25, 2014	UTPA	w 2-1	(11)	6-3-0	0-0-0	Thornhill (W 3-0)	4598	3:33
Feb 28, 2014	vs #10 Rice	w 2-0	9	7-3-0	0-0-0	D. Peters (W 1-0)	5958	2:34
Mar 01, 2014	vs Houston Cougars	w 3-2	9	8-3-0	0-0-0	French (W 2-1)	7839	2:37
Mar 02, 2014	vs Sam Houston State	w 3-2	9	9-3-0	0-0-0	Cooper (W 1-0)	6046	3:00
Mar 04, 2014	VALPARAISO	w 7-1	9	10-3-0	0-0-0	Goins (W 1-0)	4551	2:34
Mar 07, 2014	HAWAII	w 3-2	9	11-3-0	0-0-0	Duke (W 1-0)	4915	2:17
Mar 08, 2014	HAWAII	L 1-6	7	11-4-0	0-0-0	D. Peters (L 1-1)	5131	1:58
Mar 08, 2014	HAWAII-2	w 3-2	9	12-4-0	0-0-0	Cooper (W 2-0)	5131	2:18
Mar 09, 2014	HAWAII	w 4-1	9	13-4-0	0-0-0	Schiraldi (W 2-1)	4761	2:24
Mar 11, 2014	at Texas State	w 6-3	9	14-4-0	0-0-0	Culbreth (W 1-0)	2603	2:47
* Mar 14, 2014	KANSAS	L 2-3	9	14-5-0	0-1-0	French (L 2-2)	5639	2:44
* Mar 15, 2014	KANSAS	w 2-1	9	15-5-0	1-1-0	D. Peters (W 2-1)	5772	2:15
* Mar 16, 2014	KANSAS	L 1-6	9	15-6-0	1-2-0	Cooper (L 2-1)	5142	2:48
Mar 18, 2014	DALLAS BAPTIST	w 5-0	9	16-6-0	1-2-0	Schiraldi (W 3-1)	4813	2:34
Mar 21, 2014	COLUMBIA	w 7-3	9	17-6-0	1-2-0	D. Peters (W 3-1)	4910	2:47
Mar 22, 2014	COLUMBIA-1	w 6-1	9	18-6-0	1-2-0	French (W 3-2)	5489	2:40
Mar 22, 2014	COLUMBIA-2	w 11-0	9	19-6-0	1-2-0	Thornhill (W 4-0)	5489	2:31
Mar 25, 2014	TEXAS STATE	w 5-1	9	20-6-0	1-2-0	Schiraldi (W 4-1)	5163	2:31
* Mar 28, 2014	at #24 Texas Tech	w 11-1	9	21-6-0	2-2-0	French (W 4-2)	4206	2:48
* Mar 29, 2014	at #24 Texas Tech	L 4-8	9	21-7-0	2-3-0	D. Peters (L 3-2)	4353	2:35
* Mar 30, 2014	at #24 Texas Tech	w 5-2	(12)	22-7-0	3-3-0	Curtiss (W 1-0)	3992	3:53
Apr 1, 2014	at #12 Rice	w 5-2	9	23-7-0	3-3-0	Schiraldi (W 5-1)	4778	3:19
* Apr 04, 2014	BAYLOR	w 5-4	9	24-7-0	4-3-0	Duke (W 2-0)	5868	3:18
* Apr 05, 2014	BAYLOR	w 6-3	9	25-7-0	5-3-0	D. Peters (W 4-2)	6854	3:10
* Apr 06, 2014	BAYLOR	w 4-0	9	26-7-0	6-3-0	Thornhill (W 5-0)	5597	2:51
Apr 08, 2014	#21 RICE	L 2-7	9	26-8-0	6-3-0	Schiraldi (L 5-2)	5907	3:00
* Apr 11, 2014	at #26 Oklahoma	w 10-8	(10)	27-8-0	7-3-0	Cooper (W 3-1)	2011	3:24
* Apr 12, 2014	at #26 Oklahoma	w 7-2	9	28-8-0	8-3-0	D. Peters (W 5-2)	4102	2:48
* Apr 13, 2014	at #26 Oklahoma	w 8-1	9	29-8-0	9-3-0	Thornhill (W 6-0)	1156	4:38
Apr 15, 2014	UT - ARLINGTON	w 10-2	9	30-8-0	9-3-0	Hollingswrth (W 1-0)	5083	2:46
* Apr 17, 2014	TEXAS CHRISTIAN	L 0-3	9	30-9-0	9-4-0	French (L 4-3)	5435	2:53
* Apr 18, 2014	TEXAS CHRISTIAN	L 0-2	9	30-10-0	9-5-0	D. Peters (L 5-3)	6757	3:02
* Apr 19, 2014	TEXAS CHRISTIAN	L 1-3	9	30-11-0	9-6-0	Thornhill (L 6-1)	7535	3:11
Apr 22, 2014	UTPA	w 5-4	9	31-11-0	9-6-0	Cooper (W 4-1)	4792	3:41
* Apr 25, 2014	#21 OKLAHOMA STATE	w 3-0	9	32-11-0	10-6-0	French (W 5-3)	6230	2:20
* Apr 26, 2014	#21 OKLAHOMA STATE	L 1-2	9	32-12-0	10-7-0	Cooper (L 4-2)	6388	3:17
* Apr 27, 2014	#21 OKLAHOMA STATE	L 3-8	9	32-13-0	10-8-0	Thornhill (L 6-2)	6247	2:53
Apr 29, 2014	PRAIRIE VIEW A&M	w 6-3	9	33-13-0	10-8-0	Schiraldi (W 6-2)	4881	2:32
* May 02, 2014	at West Virginia	L 3-5	9	33-14-0	10-9-0	French (L 5-4)	1552	2:42
* May 03, 2014	at West Virginia	w 2-0	9	34-14-0	11-9-0	Hollingswrth (W 2-0)	1624	2:37
* May 04, 2014	at West Virginia	L 6-12	9	34-15-0	11-10-0	Schiraldi (L 6-3)	2237	2:41
* May 16, 2014	at K-State	w 12-0	9	35-15-0	12-10-0	D. Peters (W 6-3)	2674	2:47
* May 17, 2014	at K-State	L 4-5	9	35-16-0	12-11-0	Curtiss (L 1-1)	2997	2:58
* May 18, 2014	at K-State	w 9-8	(10)	36-16-0	13-11-0	Culbreth (W 2-0)	2811	3:52

* = Conference game
() extra inning game

2014 Texas Longhorns Baseball
Games Summary for Texas Longhorns (as of May 20, 2014)
(All games)

Score by innings	1	2	3	4	5	6	7	8	9	EX	Total
Texas Longhorns	30	23	21	33	35	31	24	22	18	8	245
Opponents	14	26	24	15	27	11	12	14	14	1	158

Record when ...

Overall	36-16	After 6 leading	29-2
Conference	13-11 trailing	4-13
Non-Conference	23-5 tied	3-1
Home games	21-10	After 7 leading	29-1
Away games	12-6 trailing	2-13
Neutral site	3-0 tied	5-1
Day games	15-9	After 8 leading	30-1
Night games	21-7 trailing	2-12
vs Left starter	13-9 tied	3-1
vs Right starter	23-7		
1-Run games	10-4	Hit 0 home runs	24-13
2-Run games	3-3	... 1 home run	10-3
5+Run games	12-7	... 2+ home runs	2-0
Extra innings	4-0		
Shutouts	9-3	Opponent 0 home runs	36-13
	 1 home run	0-2
Scoring 0-2 runs	4-10 2+ HRs	0-1
..... 3-5 runs	15-5		
..... 6-9 runs	11-1	Made 0 errors	18-5
..... 10+ runs	6-0 1 error	13-4
	 2+ errors	5-7
Opponent 0-2 runs	26-3		
..... 3-5 runs	8-5	Opp. made 0 errors	12-6
..... 6-9 runs	2-6 1 error	14-6
..... 10+ runs	0-2 2+ errors	10-4
Scored in 1st inning	18-2	Out-hit opponent	25-3
Opp. scored in 1st	6-4	Out-hit by opponent	8-11
Scores first	25-5	Hits are tied	3-2
Opp. scores first	11-11		

Record when team scores:

Runs	0	1	2	3	4	5	6	7	8	9	10+
W-L	0-3	0-5	4-2	5-2	3-2	7-1	5-1	3-0	1-0	2-0	6-0

Record when opponent scores:

Runs	0	1	2	3	4	5	6	7	8	9	10+
W-L	9-0	8-0	9-3	6-3	2-0	0-2	0-2	0-2	2-2	0-0	0-2

Record when leading after:

Inn.	1	2	3	4	5	6	7	8
W-L	17-1	16-3	17-2	26-3	27-2	29-2	29-1	30-1

Record when trailing after:

Inn.	1	2	3	4	5	6	7	8
W-L	5-4	8-9	6-11	4-10	5-11	4-13	2-13	2-12

Record when tied after:

Inn.	1	2	3	4	5	6	7	8
W-L	14-11	12-4	13-3	6-3	4-3	3-1	5-1	3-1

Current winning streak: 1
Longest winning streak: 6
Longest losing streak: 3

Home attendance : 173389 (31 dates avg = 5593)
Away attendance : 64739 (21 dates avg = 3082)
Total attendance: 238128 (52 dates avg = 4579)

2014 Texas Longhorns Baseball
Miscellaneous Stats for Texas Longhorns (as of May 20, 2014)
(All games)

Multiple Hit Games	2	3	4	5+	Total
2 Payton, Mark	11	5	1	-	17
9 Hinojosa, C.J	13	3	-	-	16
14 Johnson, Ben	14	1	-	-	15
8 Marlow, Brooks	13	-	2	-	15
50 Gurwitz, Zane	12	1	1	-	14
1 Barrera, Tres	6	5	1	-	12
4 Shaw, Collin	10	1	-	-	11
42 Clemens, Kacy	6	1	-	-	7
35 Carter, Madison	3	4	-	-	7
33 Montalbano, Jerem	2	1	-	-	3
12 Felts, Jacob	2	-	-	-	2
TEAM	92	22	5	0	119

Multiple RBI Games	2	3	4	5+	Total
2 Payton, Mark	5	3	-	-	8
9 Hinojosa, C.J	6	1	-	-	7
1 Barrera, Tres	4	2	1	-	7
14 Johnson, Ben	4	2	-	-	6
50 Gurwitz, Zane	3	2	-	-	5
42 Clemens, Kacy	2	1	-	-	3
35 Carter, Madison	2	-	-	-	2
5 McGuire, Andy	2	-	-	-	2
8 Marlow, Brooks	2	-	-	-	2
4 Shaw, Collin	1	1	-	-	2
33 Montalbano, Jerem	1	-	-	-	1
12 Felts, Jacob	1	-	-	-	1
TEAM	33	12	1	0	46

Hitting Streaks	Longest	Current
2 Payton, Mark	9	-
1 Barrera, Tres	9	4
14 Johnson, Ben	8	4
9 Hinojosa, C.J	7	3
35 Carter, Madison	6	6
8 Marlow, Brooks	6	4
42 Clemens, Kacy	5	3
4 Shaw, Collin	4	1
12 Felts, Jacob	4	-
50 Gurwitz, Zane	4	1
33 Montalbano, Jerem	4	-
5 McGuire, Andy	3	-
11 Silver, Alex	1	1

Reached Base Streaks	Longest	Current
2 Payton, Mark	52	52
1 Barrera, Tres	16	5
4 Shaw, Collin	14	1
9 Hinojosa, C.J	12	3
8 Marlow, Brooks	12	4
42 Clemens, Kacy	10	3
35 Carter, Madison	10	6
14 Johnson, Ben	9	4
50 Gurwitz, Zane	9	5
12 Felts, Jacob	4	2
33 Montalbano, Jerem	4	-
5 McGuire, Andy	4	-
11 Silver, Alex	2	1

2014 Texas Longhorns Baseball
Season Game Highs for Texas Longhorns (as of May 20, 2014)
(All games)

TEAM GAME HIGHS

Batting

At bats:	48	-	at Texas Tech (Mar 30, 2014)
Runs scored:	12	-	at K-State (May 16, 2014)
Hits:	19	-	at K-State (May 16, 2014)
RBI's:	11	-	at Texas Tech (Mar 28, 2014)
	11	-	at K-State (May 16, 2014)
Doubles:	5	-	at Oklahoma (Apr 13, 2014)
Triples:	2	-	at Texas State (Mar 11, 2014)
Home runs:	4	-	at K-State (May 18, 2014)
Total bases:	31	-	at K-State (May 16, 2014)
Walks:	9	-	vs Stanford (Feb 23, 2014)
Strikeouts:	13	-	vs Texas Christian (Apr 17, 2014)
Sac hits:	4	-	(4 times)
Sac flies:	2	-	(4 times)
Stolen bases:	5	-	vs Prairie View A&M (Apr 29, 2014)
Hit by pitch:	4	-	at Texas Tech (Mar 28, 2014)
Caught stealing:	2	-	vs Texas A&M - CC (Feb 18, 2014)
	2	-	at K-State (May 18, 2014)
Runners LOB:	15	-	at Texas Tech (Mar 30, 2014)
Hit into DP:	3	-	vs Rice (Apr 08, 2014)
	3	-	vs Texas Christian (Apr 19, 2014)

Fielding

Putouts:	36	-	at Texas Tech (Mar 30, 2014)
Assists:	17	-	at California (Feb 16, 2014)
	17	-	at Texas Tech (Mar 30, 2014)
	17	-	vs Baylor (Apr 04, 2014)
Errors:	5	-	at California (Feb 14, 2014)
	5	-	at West Virginia (May 02, 2014)
Passed balls:	2	-	vs Hawaii (Mar 08, 2014)
DPs turned:	3	-	vs Dallas Baptist (Mar 18, 2014)
	3	-	at West Virginia (May 02, 2014)
	3	-	at West Virginia (May 04, 2014)

Pitching

Innings pitched:	12.0	-	at Texas Tech (Mar 30, 2014)
Runs allowed:	12	-	at West Virginia (May 04, 2014)
Earned runs:	11	-	vs Stanford (Feb 23, 2014)
Walks allowed:	10	-	at K-State (May 18, 2014)
Strikeouts:	12	-	vs Baylor (Apr 05, 2014)
	12	-	vs Prairie View A&M (Apr 29, 2014)
Hits allowed:	14	-	at West Virginia (May 04, 2014)
Doubles allowed:	4	-	vs Columbia (Mar 21, 2014)
	4	-	at West Virginia (May 04, 2014)
Triples allowed:	1	-	(5 times)
Homers allowed:	2	-	vs Oklahoma State (Apr 27, 2014)
Wild pitches:	3	-	(4 times)
Hit batters:	2	-	(12 times)

2014 Texas Longhorns Baseball
Season Game Highs for Texas Longhorns (as of May 20, 2014)
(All games)

INDIVIDUAL GAME HIGHS

Batting

At bats:	6	-	(9 times)
Runs scored:	4	-	Johnson, Ben vs UT - Arlington (Apr 15, 2014)
Hits:	4	-	(5 times)
RBIs:	4	-	Barrera, Tres vs UT - Arlington (Apr 15, 2014)
Doubles:	3	-	Payton, Mark at Oklahoma (Apr 13, 2014)
Triples:	1	-	(14 times)
Home runs:	2	-	Barrera, Tres at K-State (May 18, 2014)
Total bases:	9	-	Marlow, Brooks at Texas Tech (Mar 28, 2014)
	9	-	Barrera, Tres at K-State (May 18, 2014)
Walks:	4	-	Payton, Mark vs UT - Arlington (Apr 15, 2014)
Strikeouts:	3	-	(7 times)
Sac hits:	2	-	(6 times)
Sac flies:	2	-	Johnson, Ben at Texas State (Mar 11, 2014)
	2	-	Hinojosa, C.J vs Baylor (Apr 05, 2014)
Stolen bases:	3	-	Johnson, Ben vs Prairie View A&M (Apr 29, 2014)
Hit by pitch:	2	-	Barrera, Tres at Texas Tech (Mar 28, 2014)
	2	-	Johnson, Ben vs Rice (Apr 08, 2014)
Caught stealing:	1	-	(10 times)
Runners LOB:	6	-	Clemens, Kacy vs Stanford (Feb 23, 2014)

Fielding

Putouts:	16	-	Clemens, Kacy at California (Feb 16, 2014)
Assists:	7	-	Marlow, Brooks at California (Feb 16, 2014)
Errors:	3	-	Hinojosa, C.J at West Virginia (May 02, 2014)
Passed balls:	2	-	Barrera, Tres vs Hawaii (Mar 08, 2014)

Pitching

Innings pitched:	9.0	-	Thornhill, Nathan at Oklahoma (Apr 13, 2014)
Runs allowed:	8	-	French, Parker at Oklahoma (Apr 11, 2014)
Earned runs:	7	-	Schiraldi, Lukas vs Rice (Apr 08, 2014)
	7	-	Thornhill, Nathan vs Oklahoma State (Apr 27, 2014)
Walks allowed:	5	-	Culbreth, Ty at K-State (May 18, 2014)
Strikeouts:	9	-	Peters, Dillon vs Baylor (Apr 05, 2014)
Hits allowed:	10	-	Schiraldi, Lukas vs Rice (Apr 08, 2014)
Doubles allowed:	3	-	Cooper, Morgan vs Columbia (Mar 21, 2014)
	3	-	French, Parker at Oklahoma (Apr 11, 2014)
Triples allowed:	1	-	(5 times)
Homers allowed:	2	-	Thornhill, Nathan vs Oklahoma State (Apr 27, 2014)
Wild pitches:	3	-	Peters, Dillon at Texas Tech (Mar 29, 2014)
	3	-	Peters, Dillon vs Oklahoma State (Apr 26, 2014)
Hit batters:	2	-	(10 times)

2014 Texas Longhorns Baseball
Individual Game-by-Game for Texas Longhorns (as of May 20, 2014)

#14 Johnson, Ben - 52 games (All games)

Date	Opponent	Pos	AB	R	H	RBI	2B	3B	HR	BB	SB	CS	HBP	SAC	SF	GDP	K	PO	A	E	Avg
Feb 14	at California	*of	4	0	0	0	0	0	0	0	0	0	0	0	0	0	1	0	0	0	.000
Feb 15	at California-1	*of	3	0	1	1	0	0	0	0	0	0	0	0	1	0	0	1	0	0	.143
Feb 15	at California-2	*of	4	0	1	1	0	0	0	0	0	0	0	0	0	0	0	3	0	0	.182
Feb 16	at California	*of/of	2	0	0	0	0	0	0	2	0	0	0	0	0	0	1	3	0	0	.154
Feb 18	TEXAS A&M - CC	*of	3	2	1	0	0	0	0	0	1	0	1	0	0	0	1	2	0	0	.188
Feb 21	STANFORD	*of	4	2	1	0	1	0	0	0	0	0	0	0	0	0	1	2	0	0	.200
Feb 22	STANFORD	*of	2	1	1	0	0	1	0	2	0	0	0	0	0	0	0	2	0	0	.227
Feb 23	STANFORD	*of	2	2	1	0	0	1	0	2	0	0	0	0	0	0	0	1	0	0	.250
Feb 25	UTPA	*of	2	0	0	1	0	0	0	1	0	0	0	0	1	0	0	4	0	0	.231
Feb 28	vs Rice	*of	3	0	2	1	1	0	0	0	1	0	0	0	0	0	0	3	0	0	.276
Mar 01	vs Houston Cougars	*of	3	0	0	1	0	0	0	0	0	0	0	0	0	0	1	1	0	0	.250
Mar 02	vs Sam Houston State	*of	3	0	0	0	0	0	0	2	0	0	0	0	0	0	1	3	2	0	.229
Mar 04	VALPARAISO	*of	3	2	2	2	0	0	0	0	1	1	0	0	0	0	0	4	0	0	.263
Mar 07	HAWAII	*of	4	0	0	0	0	0	0	0	0	0	0	0	0	0	2	1	0	0	.238
Mar 08	HAWAII	*of	3	0	0	0	0	0	0	0	0	0	0	0	0	0	0	0	0	0	.222
Mar 08	HAWAII-2	*of	1	1	0	0	0	0	0	2	1	0	0	1	0	0	1	5	0	0	.217
Mar 09	HAWAII	*of	4	0	1	0	0	0	0	0	0	0	0	0	0	0	0	5	0	0	.220
Mar 11	at Texas State	*of	3	2	2	3	0	0	1	0	0	0	0	0	2	0	0	0	0	0	.245
Mar 14	KANSAS	*of	4	0	1	0	1	0	0	0	0	0	0	0	0	0	0	1	0	0	.246
Mar 15	KANSAS	*of	4	1	1	0	0	0	0	0	0	0	0	0	0	0	0	1	0	0	.246
Mar 16	KANSAS	*of	4	1	2	0	0	0	0	0	0	0	0	0	0	0	1	0	0	0	.262
Mar 18	DALLAS BAPTIST	*of	4	1	0	0	0	0	0	0	1	0	0	1	0	0	1	1	0	0	.246
Mar 21	COLUMBIA	*of	4	0	1	1	0	0	0	0	0	0	0	1	0	0	0	2	1	0	.247
Mar 22	COLUMBIA-1	*of	2	1	1	0	0	0	0	2	0	0	1	0	0	0	0	1	0	0	.253
Mar 22	COLUMBIA-2	*of	3	1	2	2	0	0	0	0	0	0	0	1	1	0	1	3	0	0	.269
Mar 25	TEXAS STATE	*of	4	2	2	1	0	0	1	1	0	0	0	0	0	0	1	3	0	0	.280
Mar 28	at Texas Tech	*of	5	1	1	0	0	0	0	0	0	0	1	0	0	0	1	1	0	0	.276
Mar 29	at Texas Tech	*of	4	0	2	1	0	0	0	1	0	0	0	0	0	0	0	2	0	0	.286
Mar 30	at Texas Tech	*of	6	2	3	1	1	0	1	1	0	0	0	0	0	0	0	4	0	0	.299
Apr 1	at Rice	*of	5	0	2	0	0	0	0	0	1	0	0	0	0	0	0	3	0	0	.304
Apr 04	BAYLOR	*of	5	0	0	0	0	0	0	0	0	0	0	0	0	0	1	1	0	0	.290
Apr 05	BAYLOR	*of	2	1	1	0	0	0	0	0	0	0	1	2	0	0	0	2	0	1	.294
Apr 06	BAYLOR	*of	5	1	1	0	0	0	0	0	0	0	0	0	0	0	0	3	0	0	.289
Apr 08	RICE	*of	1	0	1	1	0	0	0	1	1	0	2	0	0	0	0	1	0	0	.296
Apr 11	at Oklahoma	*of	4	2	1	1	1	0	0	1	1	0	1	0	0	0	1	4	0	1	.294
Apr 12	at Oklahoma	*of	4	1	1	0	0	0	0	1	1	0	0	0	0	0	0	2	0	0	.293
Apr 13	at Oklahoma	*of	5	0	1	2	0	1	0	0	0	0	1	0	0	0	1	2	0	0	.289
Apr 15	UT - ARLINGTON	*of	3	4	2	3	0	0	1	1	1	0	1	0	0	0	0	2	0	0	.298
Apr 17	TEXAS CHRISTIAN	*of	4	0	0	0	0	0	0	0	0	0	0	0	0	0	1	0	0	0	.289
Apr 18	TEXAS CHRISTIAN	*of	3	0	1	0	0	0	0	1	0	0	0	0	0	0	1	2	0	0	.290
Apr 19	TEXAS CHRISTIAN	*of	3	0	0	0	0	0	0	0	0	0	0	1	0	0	0	2	0	0	.284
Apr 22	UTPA	*of	3	1	2	2	0	0	1	2	1	0	0	0	0	0	0	2	0	0	.292
Apr 25	OKLAHOMA STATE	*of	4	0	0	0	0	0	0	0	0	0	0	0	0	0	0	4	0	0	.284
Apr 26	OKLAHOMA STATE	*of	4	0	1	0	0	0	0	0	0	0	0	0	0	0	1	2	0	0	.283
Apr 27	OKLAHOMA STATE	*of	4	1	2	0	0	0	0	0	2	0	1	0	0	0	0	3	0	0	.288
Apr 29	PRAIRIE VIEW A&M	*of	4	2	2	0	1	0	0	1	3	0	0	0	0	0	0	1	0	0	.294
May 02	at West Virginia	*of	5	0	2	1	1	0	0	0	2	0	0	0	0	0	2	2	0	0	.297
May 03	at West Virginia	*of	4	0	0	0	0	0	0	0	0	0	0	0	0	0	0	3	0	0	.290
May 04	at West Virginia	*of	5	1	1	0	0	0	0	0	1	0	0	0	0	0	2	3	0	0	.287
May 16	at K-State	*	5	0	2	1	1	0	0	1	0	0	0	0	0	0	2	3	0	0	.291
May 17	at K-State	*	5	1	1	0	1	0	0	0	0	0	0	0	0	0	2	3	1	0	.288
May 18	at K-State	*	5	1	1	1	0	0	1	0	0	0	0	1	0	0	0	2	0	0	.286
Totals		52gs	189	38	54	28	9	3	6	26	19	0	10	8	5	0	28	111	4	2	.286

On base pct. .391 • Slugging pct. .460

2014 Texas Longhorns Baseball
Individual Game-by-Game for Texas Longhorns (as of May 20, 2014)

#8 Marlow, Brooks - 52 games (All games)

Date	Opponent	Pos	AB	R	H	RBI	2B	3B	HR	BB	SB	CS	HBP	SAC	SF	GDP	K	PO	A	E	Avg
Feb 14	at California	*2b	4	0	1	0	0	0	0	0	0	0	0	0	0	0	0	1	3	0	.250
Feb 15	at California-1	*2b	4	0	1	0	0	0	0	0	0	0	0	0	0	0	0	2	6	1	.250
Feb 15	at California-2	*2b	3	1	0	0	0	0	0	1	0	0	0	1	0	0	0	2	2	0	.182
Feb 16	at California	*2b	4	1	1	1	0	0	0	1	0	0	0	0	0	0	1	1	7	0	.200
Feb 18	TEXAS A&M - CC	*2b	5	1	2	1	0	0	0	0	1	0	0	0	0	0	1	3	2	0	.250
Feb 21	STANFORD	*2b	4	2	1	1	0	0	0	1	0	0	0	0	0	0	1	2	4	0	.250
Feb 22	STANFORD	*2b	3	1	1	0	0	0	0	2	0	0	0	0	0	0	0	3	5	0	.259
Feb 23	STANFORD	*2b	3	0	1	1	0	0	0	1	0	0	0	0	1	0	0	2	4	0	.267
Feb 25	UTPA	*2b	5	0	2	0	0	0	0	0	0	1	0	0	0	0	1	2	4	0	.286
Feb 28	vs Rice	*2b	3	0	0	0	0	0	0	0	0	0	0	1	0	0	0	1	3	0	.263
Mar 01	vs Houston Cougars	*2b	4	1	1	0	0	0	0	0	0	0	0	0	0	0	2	2	3	0	.262
Mar 02	vs Sam Houston State	*2b	2	0	1	0	0	0	0	1	0	0	1	1	0	0	0	2	4	0	.273
Mar 04	VALPARAISO	*2b	3	0	2	0	0	0	0	2	0	0	0	0	0	0	0	1	1	0	.298
Mar 07	HAWAII	*2b	4	0	1	0	0	0	0	0	0	0	0	0	0	0	1	3	6	0	.294
Mar 08	HAWAII	*2b	3	1	0	0	0	0	0	1	0	0	0	0	0	0	1	1	3	0	.278
Mar 08	HAWAII-2	*2b	2	1	1	0	0	0	0	2	0	0	0	0	0	0	0	4	5	0	.286
Mar 09	HAWAII	*2b	3	0	0	0	0	0	0	1	0	0	0	1	0	0	0	2	5	0	.271
Mar 11	at Texas State	*2b	5	0	1	1	0	1	0	0	0	0	0	0	0	0	1	1	1	0	.266
Mar 14	KANSAS	*2b	3	1	0	0	0	0	0	1	0	0	0	0	0	0	0	3	2	0	.254
Mar 15	KANSAS	*2b	4	0	0	0	0	0	0	0	0	0	0	0	0	0	0	1	1	0	.239
Mar 16	KANSAS	*2b	4	0	0	0	0	0	0	0	0	0	0	0	0	0	0	0	1	0	.227
Mar 18	DALLAS BAPTIST	*2b	2	1	1	0	0	0	0	3	0	0	0	0	0	0	0	1	4	0	.234
Mar 21	COLUMBIA	*2b	4	1	2	1	0	0	0	1	0	0	0	0	0	0	1	3	1	0	.247
Mar 22	COLUMBIA-1	*2b	4	1	2	2	0	0	0	1	0	0	0	0	0	0	0	0	2	0	.259
Mar 22	COLUMBIA-2	*2b	4	2	1	0	0	0	0	2	1	0	0	0	0	0	0	3	2	0	.258
Mar 25	TEXAS STATE	*2b	3	1	0	0	0	0	0	1	0	0	0	1	0	0	0	0	1	0	.250
Mar 28	at Texas Tech	*2b	6	3	4	1	2	0	1	0	0	0	0	0	0	0	0	4	1	0	.276
Mar 29	at Texas Tech	*2b	3	1	0	0	0	0	0	2	0	0	0	0	0	1	0	3	4	0	.267
Mar 30	at Texas Tech	*2b	6	0	2	1	1	0	0	1	0	0	0	0	0	0	1	4	5	0	.271
Apr 1	at Rice	*2b	4	3	1	0	0	0	0	2	0	0	0	0	0	0	1	2	4	0	.270
Apr 04	BAYLOR	*2b	4	2	2	0	2	0	0	1	0	0	0	0	0	0	2	4	4	0	.278
Apr 05	BAYLOR	*2b	4	1	1	0	0	0	0	1	0	0	0	0	0	0	0	1	4	0	.277
Apr 06	BAYLOR	*2b	4	0	1	1	0	0	0	0	0	0	0	1	0	0	1	1	2	0	.276
Apr 08	RICE	*2b	4	0	0	0	0	0	0	0	0	0	0	0	0	0	1	4	4	0	.268
Apr 11	at Oklahoma	*2b	5	1	1	1	1	0	0	1	0	0	0	0	0	0	1	3	4	0	.265
Apr 12	at Oklahoma	*2b	5	0	1	0	0	0	0	0	0	0	0	0	0	0	1	3	4	1	.263
Apr 13	at Oklahoma	*2b	5	2	1	2	0	0	1	1	0	0	0	0	0	0	1	2	2	0	.261
Apr 15	UT - ARLINGTON	*2b	4	0	0	0	0	0	0	0	0	0	0	1	0	0	1	3	2	0	.253
Apr 17	TEXAS CHRISTIAN	*2b	4	0	1	0	0	0	0	0	0	0	0	0	0	0	2	3	2	0	.253
Apr 18	TEXAS CHRISTIAN	*2b	4	0	0	0	0	0	0	0	0	0	0	0	0	0	1	1	3	0	.247
Apr 19	TEXAS CHRISTIAN	*2b	4	1	2	0	0	0	0	0	0	0	0	0	0	0	0	5	0	0	.253
Apr 22	UTPA	*2b	4	1	2	0	0	0	0	1	0	0	0	0	0	0	0	1	5	0	.259
Apr 25	OKLAHOMA STATE	*2b	5	0	0	0	0	0	0	0	0	0	0	0	0	0	0	1	4	0	.251
Apr 26	OKLAHOMA STATE	*2b	4	0	0	0	0	0	0	1	0	0	0	0	0	0	0	1	2	0	.246
Apr 27	OKLAHOMA STATE	*2b	4	0	2	0	1	0	0	1	1	0	0	0	0	0	0	0	2	0	.251
Apr 29	PRAIRIE VIEW A&M	*2b	4	0	1	1	0	0	0	1	0	0	0	0	0	0	0	1	6	0	.251
May 02	at West Virginia	*2b	5	1	4	1	0	0	0	0	0	0	0	0	0	0	1	2	3	0	.266
May 03	at West Virginia	*2b	3	0	0	0	0	0	0	0	0	0	0	1	0	0	1	2	5	0	.262
May 04	at West Virginia	*2b	4	0	1	1	0	0	0	1	0	0	0	0	0	1	0	4	6	0	.262
May 16	at K-State	*	5	2	2	0	0	1	0	1	0	0	0	0	0	0	1	2	2	0	.265
May 17	at K-State	*	5	0	2	0	1	0	0	0	0	0	0	0	0	0	0	1	3	0	.269
May 18	at K-State	*	5	0	2	0	1	0	0	1	1	0	0	0	0	0	1	2	3	0	.272
Totals		52qs	206	34	56	17	9	2	2	38	4	1	1	8	1	2	28	106	168	2	.272

On base pct. .386 • Slugging pct. .364

2014 Texas Longhorns Baseball
Individual Game-by-Game for Texas Longhorns (as of May 20, 2014)

#1 Barrera, Tres - 50 games (All games)

Date	Opponent	Pos	AB	R	H	RBI	2B	3B	HR	BB	SB	CS	HBP	SAC	SF	GDP	K	PO	A	E	Avg
Feb 14	at California	*dh	4	0	1	0	0	0	0	0	0	0	0	0	0	1	2	0	0	0	.250
Feb 15	at California-1	*dh	4	0	0	0	0	0	0	0	0	0	0	0	0	0	2	0	0	0	.125
Feb 15	at California-2	*dh	4	0	0	0	0	0	0	0	0	0	0	0	0	0	0	0	0	0	.083
Feb 16	at California	*c	4	1	1	0	0	0	0	0	0	0	0	0	0	1	0	3	0	0	.125
Feb 18	TEXAS A&M - CC	*c	3	1	0	0	0	0	0	0	0	0	1	0	0	0	0	7	0	0	.105
Feb 21	STANFORD	*dh	4	0	1	0	0	0	0	0	0	0	0	0	0	0	0	0	0	0	.130
Feb 22	STANFORD	*dh	4	0	0	0	0	0	0	0	0	0	0	0	0	0	0	0	0	0	.111
Feb 23	STANFORD	*c	4	1	1	0	0	0	0	0	0	0	0	0	0	0	0	7	0	0	.129
Feb 25	UTPA	*c	3	0	0	0	0	0	0	1	0	0	0	0	0	0	2	5	2	0	.118
Feb 28	vs Rice	*dh	3	1	1	1	1	0	0	0	0	0	0	0	0	0	0	0	0	0	.135
Mar 01	vs Houston Cougars	*dh	2	0	0	0	0	0	0	0	0	0	0	1	0	0	1	0	0	0	.128
Mar 04	VALPARAISO	*c	3	0	1	1	0	0	0	0	0	0	0	1	0	0	0	7	0	0	.143
Mar 08	HAWAII	ph	1	0	0	0	0	0	0	0	0	0	0	0	0	0	0	0	0	0	.140
Mar 08	HAWAII-2	*c	3	0	0	0	0	0	0	0	0	0	0	0	0	0	1	2	3	0	.130
Mar 09	HAWAII	ph	1	0	0	0	0	0	0	0	0	0	0	0	0	0	0	0	0	0	.128
Mar 11	at Texas State	*c	4	1	3	0	0	1	0	0	0	0	0	0	0	0	10	0	0	0	.176
Mar 14	KANSAS	*1b	4	0	2	1	0	0	0	0	0	0	0	0	0	0	0	8	1	0	.200
Mar 15	KANSAS	*c	3	0	1	0	0	0	0	0	0	0	0	0	0	0	0	4	2	0	.207
Mar 16	KANSAS	*c	3	0	0	0	0	0	0	1	0	0	0	0	0	0	0	5	0	0	.197
Mar 18	DALLAS BAPTIST	*c	4	1	2	0	1	0	0	0	0	0	0	0	0	0	1	4	1	0	.215
Mar 21	COLUMBIA	*1b	4	0	2	1	1	0	0	0	0	0	0	0	0	0	1	7	0	0	.232
Mar 22	COLUMBIA-1	*c	4	1	1	0	0	0	0	0	0	0	0	0	0	0	1	7	0	0	.233
Mar 22	COLUMBIA-2	*dh	5	2	4	2	0	0	0	0	0	0	0	0	0	0	0	0	0	0	.269
Mar 25	TEXAS STATE	*c	4	0	1	1	0	0	0	0	0	0	0	0	0	0	3	8	0	0	.268
Mar 28	at Texas Tech	*dh	4	2	3	3	2	0	0	0	0	0	2	0	0	0	1	0	0	0	.291
Mar 29	at Texas Tech	*1b/c	5	1	3	2	1	0	1	0	0	0	0	0	0	0	1	8	0	0	.308
Mar 30	at Texas Tech	*c	6	0	1	1	0	0	0	0	0	0	0	0	0	0	3	8	1	0	.299
Apr 1	at Rice	*c	4	0	1	2	0	0	0	0	0	0	0	0	1	1	0	3	0	0	.297
Apr 04	BAYLOR	*c	3	1	0	0	0	0	0	1	0	0	0	0	0	0	0	7	0	0	.288
Apr 05	BAYLOR	*c	4	2	2	0	2	0	0	0	0	0	0	0	0	0	0	10	2	0	.296
Apr 06	BAYLOR	*c	4	0	1	2	1	0	0	0	0	0	0	0	0	0	0	4	2	0	.295
Apr 08	RICE	*c	4	0	0	0	0	0	0	0	0	0	0	0	0	1	1	4	0	0	.284
Apr 11	at Oklahoma	*c	4	1	1	1	0	0	0	0	0	0	0	1	0	0	1	6	0	1	.283
Apr 12	at Oklahoma	*c	3	2	1	1	0	0	0	2	0	0	0	0	0	0	1	4	1	0	.285
Apr 13	at Oklahoma	*c	3	0	2	1	0	0	0	1	0	0	1	0	0	0	0	5	1	0	.294
Apr 15	UT - ARLINGTON	*c	3	1	2	4	0	1	0	2	0	0	0	0	0	0	0	5	0	0	.302
Apr 17	TEXAS CHRISTIAN	*c	4	0	1	0	0	0	0	0	0	0	0	0	0	0	2	4	1	1	.301
Apr 18	TEXAS CHRISTIAN	*c	4	0	0	0	0	0	0	0	0	0	0	0	0	0	2	8	1	0	.292
Apr 19	TEXAS CHRISTIAN	*c	3	0	0	0	0	0	0	0	0	0	1	0	0	1	0	7	3	0	.286
Apr 22	UTPA	*c	5	0	1	0	1	0	0	0	0	0	0	0	0	0	1	9	0	1	.283
Apr 25	OKLAHOMA STATE	*c	4	0	1	0	0	0	0	0	0	0	0	0	0	0	0	5	1	0	.282
Apr 26	OKLAHOMA STATE	*c	2	0	0	0	0	0	0	1	0	0	0	1	0	0	0	7	1	0	.278
Apr 27	OKLAHOMA STATE	*c	5	1	1	1	0	0	1	0	0	0	0	0	0	0	0	8	2	0	.276
Apr 29	PRAIRIE VIEW A&M	*c	3	1	1	1	0	0	0	1	0	0	0	0	0	0	0	12	0	0	.277
May 02	at West Virginia	*c	4	0	0	0	0	0	0	0	0	0	0	0	0	0	0	1	1	1	.270
May 03	at West Virginia	*c	3	0	0	0	0	0	0	0	0	0	1	0	0	0	0	4	0	0	.265
May 04	at West Virginia	*c	3	1	1	0	0	0	0	2	0	0	0	0	0	0	0	0	0	0	.266
May 16	at K-State	*	4	2	3	1	1	0	0	1	0	0	0	0	0	1	0	9	0	0	.277
May 17	at K-State	*	3	1	1	1	0	0	1	1	0	0	0	0	0	0	0	7	0	0	.278
May 18	at K-State	*	6	2	3	3	0	0	2	0	0	0	0	0	0	0	1	7	0	1	.286
Totals		48gs	182	27	52	31	11	2	5	14	0	0	6	4	1	6	28	236	26	5	.286

On base pct. .355 • Slugging pct. .451

2014 Texas Longhorns Baseball
Individual Game-by-Game for Texas Longhorns (as of May 20, 2014)

#4 Shaw, Collin - 46 games (All games)

Date	Opponent	Pos	AB	R	H	RBI	2B	3B	HR	BB	SB	CS	HBP	SAC	SF	GDP	K	PO	A	E	Avg
Feb 15	at California-2	*of	2	1	0	0	0	0	0	2	1	0	0	0	0	0	2	1	0	0	.000
Feb 22	STANFORD	of	1	1	0	0	0	0	0	0	0	0	0	0	0	0	0	0	0	0	.000
Feb 25	UTPA	pr/dh	1	0	0	0	0	0	0	0	0	0	0	0	0	0	0	0	0	0	.000
Mar 02	vs Sam Houston State	*of	3	1	2	1	0	0	0	0	0	0	0	0	1	0	1	2	0	0	.286
Mar 04	VALPARAISO	*of	4	0	1	1	0	0	0	0	0	0	0	0	0	0	1	1	0	0	.273
Mar 07	HAWAII	*of	3	0	1	1	0	0	0	0	0	0	0	0	0	0	0	0	0	0	.286
Mar 08	HAWAII	*of	2	0	0	0	0	0	0	0	0	0	0	0	0	0	0	0	0	0	.250
Mar 08	HAWAII-2	ph/of	1	0	1	0	0	0	0	0	1	0	0	0	0	0	0	0	0	0	.294
Mar 09	HAWAII	*of	3	1	2	0	0	0	0	0	1	0	0	0	0	0	0	2	0	0	.350
Mar 11	at Texas State	*of	3	2	2	1	0	0	0	0	1	1	1	0	0	0	0	4	0	0	.391
Mar 14	KANSAS	*of	2	0	0	0	0	0	0	1	0	0	0	0	0	0	2	2	0	0	.360
Mar 15	KANSAS	*of	3	0	1	1	0	0	0	0	0	1	0	0	0	0	0	3	0	0	.357
Mar 16	KANSAS	*of	4	0	1	0	1	0	0	0	0	0	0	0	0	0	1	2	0	0	.344
Mar 18	DALLAS BAPTIST	*of	3	0	1	1	1	0	0	0	0	0	1	0	0	0	1	1	0	0	.343
Mar 21	COLUMBIA	*of	4	1	3	3	0	1	0	0	0	0	0	0	0	0	1	4	0	0	.385
Mar 22	COLUMBIA-1	*of	4	0	0	0	0	0	0	0	0	0	0	0	0	0	1	0	0	0	.349
Mar 22	COLUMBIA-2	*of	3	1	0	1	0	0	0	1	0	0	0	0	1	0	1	1	0	0	.326
Mar 25	TEXAS STATE	*of	3	0	0	1	0	0	0	1	0	0	0	0	0	0	0	3	0	0	.306
Mar 28	at Texas Tech	*of	6	2	2	1	0	0	0	0	1	0	0	0	0	0	0	2	0	0	.309
Mar 29	at Texas Tech	*of	5	0	2	1	1	0	0	0	0	0	0	0	0	0	0	1	0	0	.317
Mar 30	at Texas Tech	*of	4	1	1	0	0	0	0	1	2	1	1	0	0	0	0	2	0	0	.312
Apr 1	at Rice	*of	5	0	1	0	0	0	0	0	0	0	0	0	0	0	1	1	0	0	.304
Apr 04	BAYLOR	*of	2	0	0	0	0	0	0	1	2	0	0	1	0	0	1	0	1	0	.296
Apr 05	BAYLOR	*of	3	0	1	1	0	0	0	0	0	0	0	1	0	0	1	2	0	0	.297
Apr 06	BAYLOR	*of	1	0	0	0	0	0	0	3	0	1	0	0	0	0	0	4	0	0	.293
Apr 08	RICE	*of	3	0	0	0	0	0	0	1	0	0	0	0	0	0	2	3	0	0	.282
Apr 11	at Oklahoma	*of	5	1	2	0	0	0	0	0	0	0	0	0	0	0	1	3	0	1	.289
Apr 12	at Oklahoma	*of	4	1	1	0	0	0	0	0	0	0	0	1	0	0	1	0	1	0	.287
Apr 13	at Oklahoma	*of	5	0	1	0	0	0	0	0	0	0	0	0	0	0	1	3	0	0	.283
Apr 15	UT - ARLINGTON	*of	3	0	1	1	0	0	0	0	0	0	1	0	1	0	0	1	0	0	.284
Apr 17	TEXAS CHRISTIAN	*of	4	0	0	0	0	0	0	0	0	0	0	0	0	0	3	3	0	0	.273
Apr 18	TEXAS CHRISTIAN	*of	4	0	0	0	0	0	0	0	0	0	0	0	0	0	0	3	0	0	.262
Apr 19	TEXAS CHRISTIAN	*of	2	0	1	1	0	0	0	2	0	0	0	0	0	0	0	1	0	0	.267
Apr 22	UTPA	*of	4	1	1	0	0	0	0	1	0	0	0	0	0	0	0	0	0	0	.266
Apr 25	OKLAHOMA STATE	*of	1	0	0	0	0	0	0	1	0	0	0	2	0	0	0	2	0	0	.264
Apr 26	OKLAHOMA STATE	*of	3	0	0	0	0	0	0	1	0	0	0	0	0	0	1	1	0	0	.257
Apr 27	OKLAHOMA STATE	*of	4	0	2	0	0	0	0	0	0	0	0	0	0	0	0	3	0	0	.265
Apr 29	PRAIRIE VIEW A&M	*of	2	1	0	0	0	0	0	2	0	0	0	0	0	0	0	1	0	0	.261
May 02	at West Virginia	*of	4	0	0	0	0	0	0	0	0	0	0	0	0	0	2	1	0	0	.252
May 03	at West Virginia	*of	3	0	0	0	0	0	0	0	0	0	0	1	0	0	0	1	0	0	.246
May 04	at West Virginia	*of	4	0	2	2	1	0	0	0	0	0	0	1	0	0	1	3	0	0	.254
May 16	at K-State	*	5	2	2	1	0	0	0	0	0	0	0	0	0	0	0	0	0	0	.259
May 17	at K-State	*	4	0	0	0	0	0	0	0	0	0	0	0	0	0	1	2	0	0	.252
May 18	at K-State	*	4	1	2	0	0	0	0	1	0	0	1	0	0	0	0	1	0	0	.259
Totals		41gs	143	18	37	19	4	1	0	19	9	4	5	7	3	0	27	70	2	1	.259

On base pct. .359 • Slugging pct. .301

2014 Texas Longhorns Baseball
Individual Game-by-Game for Texas Longhorns (as of May 20, 2014)

#35 Carter, Madison - 27 games (All games)

Date	Opponent	Pos	AB	R	H	RBI	2B	3B	HR	BB	SB	CS	HBP	SAC	SF	GDP	K	PO	A	E	Avg
Feb 25	UTPA	pr/3b	0	1	0	0	0	0	0	0	0	0	0	1	0	0	0	0	0	0	.000
Mar 08	HAWAII	ph	1	0	0	0	0	0	0	0	0	0	0	0	0	0	0	0	0	0	.000
Mar 11	at Texas State	3b	0	0	0	0	0	0	0	0	0	0	0	1	0	0	0	0	2	0	.000
Mar 14	KANSAS	3b	1	0	0	0	0	0	0	0	0	0	0	0	0	0	1	0	0	0	.000
Mar 16	KANSAS	ph	1	0	0	0	0	0	0	0	0	0	0	0	0	0	1	0	0	0	.000
Mar 29	at Texas Tech	ph	1	0	0	0	0	0	0	0	0	0	0	0	0	0	0	0	0	0	.000
Mar 30	at Texas Tech	*dh	6	1	3	1	0	0	0	0	0	0	0	0	0	0	1	0	0	0	.300
Apr 1	at Rice	*dh	3	0	0	0	0	0	0	1	0	0	0	1	0	0	2	0	0	0	.231
Apr 04	BAYLOR	*dh	3	1	1	1	0	0	0	0	1	0	0	1	0	0	0	0	0	0	.250
Apr 05	BAYLOR	*dh	3	1	3	0	1	0	0	0	0	0	0	1	0	0	0	0	0	0	.368
Apr 06	BAYLOR	*dh	3	0	1	0	0	0	0	1	0	0	0	0	0	0	1	0	0	0	.364
Apr 08	RICE	*dh	3	1	0	0	0	0	0	1	0	0	0	0	0	0	2	0	0	0	.320
Apr 11	at Oklahoma	*dh	3	2	1	1	0	0	0	2	0	0	0	0	0	1	0	0	0	0	.321
Apr 12	at Oklahoma	*dh	4	1	1	1	0	0	0	0	0	0	0	0	0	0	0	0	0	0	.312
Apr 13	at Oklahoma	*dh	3	1	1	0	0	0	0	0	0	0	0	0	0	0	1	0	0	0	.314
Apr 17	TEXAS CHRISTIAN	*dh	1	0	0	0	0	0	0	1	0	0	0	1	0	0	0	0	0	0	.306
Apr 27	OKLAHOMA STATE	*dh	4	0	0	0	0	0	0	0	0	0	0	0	0	0	0	0	0	0	.275
Apr 29	PRAIRIE VIEW A&M	*dh	2	0	0	1	0	0	0	0	0	0	0	2	0	0	0	0	0	0	.262
May 02	at West Virginia	*dh	4	1	2	0	0	0	0	0	0	0	0	0	0	0	1	0	0	0	.283
May 03	at West Virginia	*dh	3	1	2	0	0	0	0	1	0	0	0	0	0	1	0	0	0	0	.306
May 04	at West Virginia	*dh	4	2	3	0	1	0	0	0	0	0	0	1	0	0	1	0	0	0	.340
May 16	at K-State	*	3	3	3	2	1	0	1	1	0	0	0	1	0	0	0	0	0	0	.375
May 17	at K-State	*	3	1	1	2	0	0	0	0	0	0	0	1	0	0	0	0	0	0	.373
May 18	at K-State	*	4	2	2	0	0	0	0	1	2	1	1	0	0	0	1	0	0	0	.381
Totals		18gs	63	20	24	9	3	0	1	9	3	1	1	11	0	2	12	0	2	0	.381

On base pct. .466 • Slugging pct. .476

2014 Texas Longhorns Baseball
Individual Game-by-Game for Texas Longhorns (as of May 20, 2014)

#42 Clemens, Kacy - 50 games (All games)

Date	Opponent	Pos	AB	R	H	RBI	2B	3B	HR	BB	SB	CS	HBP	SAC	SF	GDP	K	PO	A	E	Avg
Feb 14	at California	*1b	3	0	0	0	0	0	0	1	0	0	0	0	0	0	0	10	0	1	.000
Feb 15	at California-1	*1b	4	0	3	0	0	0	0	0	0	0	0	0	0	0	1	9	0	0	.429
Feb 15	at California-2	*1b	4	0	0	0	0	0	0	1	0	0	0	0	0	0	0	10	0	0	.273
Feb 16	at California	*1b	3	0	1	0	0	0	0	1	0	0	0	0	0	0	0	16	0	0	.286
Feb 18	TEXAS A&M - CC	*1b	4	1	1	0	0	0	0	0	0	0	0	0	0	0	2	8	0	0	.278
Feb 21	STANFORD	*1b	3	1	0	0	0	0	0	2	0	0	0	0	0	0	3	7	1	0	.238
Feb 22	STANFORD	*1b	3	0	1	0	0	0	0	0	0	0	0	1	0	0	0	13	2	0	.250
Feb 23	STANFORD	*1b	5	0	1	0	1	0	0	0	0	0	0	0	0	0	0	9	0	0	.241
Feb 25	UTPA	*1b	3	0	0	0	0	0	0	1	0	0	0	0	0	0	1	11	0	0	.219
Feb 28	vs Rice	*1b	3	1	2	0	0	0	0	1	0	0	0	0	0	0	1	13	1	0	.257
Mar 01	vs Houston Cougars	*1b	4	1	0	0	0	0	0	0	0	0	0	0	0	0	0	12	0	0	.231
Mar 02	vs Sam Houston State	*1b	4	0	2	1	0	0	0	1	0	0	0	0	0	0	0	7	0	1	.256
Mar 04	VALPARAISO	*1b	3	2	0	1	0	0	0	0	0	0	0	1	0	0	1	9	1	0	.239
Mar 07	HAWAII	*1b	3	0	1	0	0	0	0	1	0	0	0	0	0	0	2	13	0	1	.245
Mar 08	HAWAII	*1b	2	0	0	0	0	0	0	0	0	0	0	0	0	0	1	10	0	1	.235
Mar 08	HAWAII-2	*1b	4	1	2	1	0	0	0	0	0	0	0	0	0	0	1	8	1	0	.255
Mar 09	HAWAII	*1b	2	0	1	0	0	0	0	2	0	0	0	0	0	0	0	10	0	0	.263
Mar 11	at Texas State	*1b	4	0	0	0	0	0	0	0	0	0	0	0	0	0	2	7	0	0	.246
Mar 15	KANSAS	*1b	3	0	0	0	0	0	0	0	0	0	0	0	0	0	1	12	0	0	.234
Mar 16	KANSAS	*1b	3	0	0	0	0	0	0	0	0	0	0	0	0	0	0	15	0	0	.224
Mar 18	DALLAS BAPTIST	*1b	4	0	0	0	0	0	0	0	0	0	0	0	0	0	1	14	3	0	.211
Mar 22	COLUMBIA-1	*1b	2	2	1	0	0	0	0	2	0	0	0	0	0	0	0	10	3	0	.219
Mar 22	COLUMBIA-2	*1b	3	1	1	0	1	0	0	1	0	0	0	1	0	0	0	11	0	0	.224
Mar 25	TEXAS STATE	*1b	4	1	1	0	0	0	0	0	0	0	0	0	0	0	1	9	1	0	.225
Mar 28	at Texas Tech	*1b	3	0	1	0	0	0	0	2	0	0	0	0	0	0	2	10	0	0	.229
Mar 29	at Texas Tech	1b	1	0	1	0	0	0	0	0	0	0	0	0	0	0	0	1	0	1	.238
Mar 30	at Texas Tech	*1b	2	0	0	0	0	0	0	0	0	0	0	0	0	0	1	6	0	0	.233
Apr 1	at Rice	*1b	2	1	1	0	0	0	0	3	0	0	0	0	0	0	1	12	1	0	.239
Apr 04	BAYLOR	*1b	3	0	0	0	0	0	0	1	0	0	0	0	0	0	1	13	0	0	.231
Apr 05	BAYLOR	*1b	4	0	2	1	1	0	0	0	0	0	0	0	0	0	0	8	1	0	.242
Apr 06	BAYLOR	*1b	3	1	1	0	0	0	0	1	0	0	0	0	0	0	0	8	0	0	.245
Apr 08	RICE	*1b	1	0	0	0	0	0	0	2	0	0	0	0	0	0	1	9	0	0	.242
Apr 11	at Oklahoma	*1b	3	1	1	2	1	0	0	2	0	0	0	0	0	0	1	11	0	0	.245
Apr 12	at Oklahoma	*1b	4	0	1	2	0	0	0	0	0	0	0	0	0	0	0	12	0	0	.245
Apr 13	at Oklahoma	*1b	5	1	2	0	0	0	0	0	0	0	0	0	0	0	0	11	1	0	.252
Apr 15	UT - ARLINGTON	*1b	3	1	0	0	0	0	0	1	0	0	0	0	0	0	1	10	0	0	.246
Apr 17	TEXAS CHRISTIAN	*1b	3	0	0	0	0	0	0	0	0	0	0	0	0	0	2	12	0	0	.239
Apr 18	TEXAS CHRISTIAN	*1b	3	0	1	0	0	0	0	1	0	0	0	0	0	0	1	5	0	0	.242
Apr 19	TEXAS CHRISTIAN	*1b	4	0	1	0	0	0	0	0	0	0	0	0	0	0	1	8	1	0	.242
Apr 22	UTPA	*1b	3	0	0	0	0	0	0	1	0	0	0	0	0	0	0	11	0	0	.236
Apr 25	OKLAHOMA STATE	*1b	1	0	0	0	0	0	0	3	0	0	0	0	0	0	0	12	1	0	.234
Apr 26	OKLAHOMA STATE	*1b	3	0	0	0	0	0	0	1	0	0	0	0	0	0	1	10	1	0	.229
Apr 27	OKLAHOMA STATE	*1b	3	0	0	0	0	0	0	1	0	0	0	0	0	0	0	7	0	0	.224
Apr 29	PRAIRIE VIEW A&M	*1b	1	0	0	1	0	0	0	0	0	0	0	1	0	0	0	5	0	0	.222
May 02	at West Virginia	*1b	4	1	1	0	0	0	0	0	0	0	0	0	0	0	1	11	1	0	.223
May 03	at West Virginia	*1b	3	0	0	0	0	0	0	0	0	0	0	1	0	0	2	11	0	0	.218
May 04	at West Virginia	1b	1	0	0	0	0	0	0	0	0	0	0	0	0	0	1	4	0	0	.217
May 16	at K-State	*	4	1	2	3	0	0	1	1	0	0	0	0	0	0	0	7	1	0	.224
May 17	at K-State	*	4	0	1	1	0	0	0	0	0	0	0	0	0	0	1	10	0	0	.225
May 18	at K-State	*	4	1	1	0	0	0	0	1	0	0	0	0	0	1	0	7	0	0	.226
Totals		48gs	155	19	35	13	4	0	1	35	0	0	0	5	0	1	36	484	21	5	.226

On base pct. .368 • Slugging pct. .271

2014 Texas Longhorns Baseball
Individual Game-by-Game for Texas Longhorns (as of May 20, 2014)

#12 Felts, Jacob - 18 games (All games)

Date	Opponent	Pos	AB	R	H	RBI	2B	3B	HR	BB	SB	CS	HBP	SAC	SF	GDP	K	PO	A	E	Avg
Feb 15	at California-1	ph	1	0	0	0	0	0	0	0	0	0	0	0	0	1	0	0	0	0	.000
Feb 25	UTPA	c	1	0	1	1	0	0	0	0	0	0	0	0	0	0	0	1	0	0	.500
Mar 02	vs Sam Houston State	*dh	3	1	1	0	0	0	0	1	0	0	0	1	0	0	0	0	0	0	.400
Mar 04	VALPARAISO	*dh	4	1	1	1	1	0	0	0	0	0	0	0	0	0	0	0	0	0	.333
Mar 07	HAWAII	*dh	4	1	2	1	0	1	0	0	0	0	0	0	0	0	0	0	0	0	.385
Mar 08	HAWAII	*dh	3	0	0	0	0	0	0	0	0	0	0	0	0	0	0	0	0	0	.312
Mar 08	HAWAII-2	*dh	4	0	2	0	0	0	0	0	0	0	0	0	0	0	0	0	0	0	.350
Mar 09	HAWAII	*dh	5	0	1	1	0	0	0	0	0	0	0	0	0	1	0	0	0	0	.320
Mar 11	at Texas State	*dh	4	0	1	0	0	0	0	0	0	0	0	0	0	0	1	0	0	0	.310
Mar 14	KANSAS	*dh	4	0	1	0	0	0	0	0	0	0	0	0	0	0	1	0	0	0	.303
Mar 16	KANSAS	ph	1	0	0	0	0	0	0	0	0	0	0	0	0	0	0	0	0	0	.294
Mar 18	DALLAS BAPTIST	*dh	3	0	0	0	0	0	0	0	0	0	0	1	0	0	0	0	0	0	.270
Mar 21	COLUMBIA	*dh	4	0	0	0	0	0	0	0	0	0	0	0	0	1	0	0	0	0	.244
Apr 13	at Oklahoma	ph/dh	2	1	1	0	0	0	0	0	0	0	0	0	0	0	0	0	0	0	.256
Apr 15	UT - ARLINGTON	*dh	4	0	0	0	0	0	0	0	0	0	0	0	0	0	2	0	0	0	.234
Apr 18	TEXAS CHRISTIAN	ph	2	0	0	0	0	0	0	0	0	0	0	0	0	0	1	0	0	0	.224
Apr 25	OKLAHOMA STATE	*dh	4	0	1	2	0	0	0	0	0	0	0	0	0	1	0	0	0	0	.226
Apr 26	OKLAHOMA STATE	*dh	2	0	0	0	0	0	0	2	0	0	0	0	0	0	0	0	0	0	.218
Totals		13gs	55	4	12	6	1	1	0	3	0	0	0	2	0	4	5	1	0	0	.218

On base pct. .259 • Slugging pct. .273

2014 Texas Longhorns Baseball
Individual Game-by-Game for Texas Longhorns (as of May 20, 2014)

#50 Gurwitz, Zane - 46 games (All games)

Date	Opponent	Pos	AB	R	H	RBI	2B	3B	HR	BB	SB	CS	HBP	SAC	SF	GDP	K	PO	A	E	Avg
Feb 14	at California	*of	3	0	0	0	0	0	0	0	0	0	0	0	0	0	1	1	0	1	.000
Feb 15	at California-1	*of	3	0	0	0	0	0	0	0	0	0	0	0	0	0	2	3	0	0	.000
Feb 16	at California	*of	4	2	2	1	0	0	1	0	0	0	0	0	0	0	0	0	0	0	.200
Feb 18	TEXAS A&M - CC	*of	4	0	0	0	0	0	0	0	0	0	0	0	0	0	2	0	0	0	.143
Feb 21	STANFORD	*of	4	1	2	0	0	0	0	0	0	0	0	0	0	0	0	0	0	0	.222
Feb 22	STANFORD	*of	3	0	0	0	0	0	0	0	0	0	0	0	0	0	0	1	0	0	.190
Feb 23	STANFORD	*of	4	1	2	3	0	0	0	0	0	0	0	0	0	0	0	0	0	0	.240
Feb 25	UTPA	*of	2	0	0	0	0	0	0	2	0	0	0	0	0	0	0	3	0	0	.222
Feb 28	vs Rice	*of	3	0	0	0	0	0	0	0	1	0	0	0	0	0	2	0	0	0	.200
Mar 01	vs Houston Cougars	*of	3	0	0	0	0	0	0	0	0	0	0	0	0	0	2	1	0	0	.182
Mar 08	HAWAII-2	*of	2	0	0	0	0	0	0	0	0	0	0	0	0	0	0	2	0	0	.171
Mar 15	KANSAS	*3b	3	0	0	0	0	0	0	0	0	0	0	0	0	0	1	2	3	0	.158
Mar 16	KANSAS	*3b	3	0	1	0	1	0	0	0	0	0	0	0	0	0	1	0	5	1	.171
Mar 18	DALLAS BAPTIST	*3b	3	1	2	1	0	0	0	0	0	0	1	0	0	0	0	2	0	0	.205
Mar 21	COLUMBIA	*3b	4	2	1	0	0	0	0	0	0	0	0	0	0	0	0	1	3	1	.208
Mar 22	COLUMBIA-1	*3b	3	0	0	1	0	0	0	0	0	0	0	1	0	0	0	1	4	0	.196
Mar 22	COLUMBIA-2	*3b	5	1	2	2	2	0	0	0	1	0	0	0	0	0	1	0	3	0	.214
Mar 25	TEXAS STATE	*3b	2	0	2	0	1	0	0	1	0	0	0	1	0	0	0	2	0	0	.241
Mar 28	at Texas Tech	*3b	4	0	1	2	0	0	0	1	0	0	0	0	0	0	1	1	4	0	.242
Mar 29	at Texas Tech	*3b	4	1	4	0	0	0	0	0	2	0	0	0	0	0	0	1	3	0	.288
Mar 30	at Texas Tech	*3b	5	0	0	0	0	0	0	0	0	0	0	1	0	0	3	1	4	0	.268
Apr 1	at Rice	*3b	4	0	1	1	0	0	0	0	0	0	0	0	1	0	1	1	2	0	.267
Apr 04	BAYLOR	*3b	4	1	1	0	0	0	0	0	0	0	0	0	0	0	0	0	3	0	.266
Apr 05	BAYLOR	*3b	4	0	1	1	0	0	0	0	0	0	0	0	0	0	1	0	0	0	.265
Apr 06	BAYLOR	*3b	3	1	2	0	0	0	0	0	0	0	0	1	0	0	0	2	2	0	.279
Apr 08	RICE	*3b	2	1	0	1	0	0	0	1	0	0	0	0	0	0	0	3	1	0	.273
Apr 11	at Oklahoma	*3b	4	0	2	2	1	0	0	0	0	0	0	1	0	0	0	1	0	0	.283
Apr 12	at Oklahoma	*3b	4	0	1	1	0	0	0	0	0	0	0	0	0	0	1	0	1	0	.281
Apr 13	at Oklahoma	*3b	4	2	2	0	2	0	0	1	0	0	0	0	0	0	1	1	5	0	.290
Apr 15	UT - ARLINGTON	*3b	3	3	2	0	0	0	0	0	1	0	0	1	0	0	0	1	4	1	.301
Apr 17	TEXAS CHRISTIAN	*3b	3	0	0	0	0	0	0	0	0	0	0	0	0	0	1	0	3	0	.292
Apr 18	TEXAS CHRISTIAN	*3b	4	0	0	0	0	0	0	0	0	0	0	0	0	0	2	2	1	0	.282
Apr 19	TEXAS CHRISTIAN	*3b	4	0	1	0	0	0	0	0	0	0	0	0	0	0	1	2	4	0	.281
Apr 22	UTPA	*3b	3	1	2	1	0	0	0	1	1	0	0	0	0	0	1	0	1	0	.291
Apr 25	OKLAHOMA STATE	*3b	4	1	3	1	0	0	0	0	0	0	0	0	0	0	0	0	3	0	.306
Apr 26	OKLAHOMA STATE	*3b	4	0	0	1	0	0	0	0	0	0	0	0	0	0	0	0	1	0	.296
Apr 27	OKLAHOMA STATE	*3b	4	0	0	1	0	0	0	0	0	0	0	0	0	0	0	2	0	1	.287
Apr 29	PRAIRIE VIEW A&M	*3b	3	0	0	0	0	0	0	1	0	0	0	0	0	0	0	0	1	0	.280
May 02	at West Virginia	*3b	3	0	0	0	0	0	0	0	0	0	0	1	0	0	1	2	3	1	.274
May 03	at West Virginia	*3b	4	0	2	1	0	0	0	0	0	0	0	0	0	0	0	0	3	0	.281
May 04	at West Virginia	*3b	4	0	1	0	0	0	0	0	0	0	0	0	0	0	0	0	3	0	.280
May 16	at K-State	*	5	0	1	1	0	0	0	0	0	0	0	0	0	0	0	1	2	0	.277
May 17	at K-State	*	3	0	0	0	0	0	0	1	0	0	0	0	0	0	1	0	3	0	.272
May 18	at K-State	*	4	1	1	3	0	0	1	1	0	0	0	0	0	0	1	3	3	1	.271
Totals		44qs	155	20	42	25	7	0	2	10	6	0	1	7	1	0	28	36	84	8	.271

On base pct. .317 • Slugging pct. .355

#7 Hall, Weston - 7 games (All games)

Date	Opponent	Pos	AB	R	H	RBI	2B	3B	HR	BB	SB	CS	HBP	SAC	SF	GDP	K	PO	A	E	Avg
Totals		0gs	0	2	0	0	0	0	0	0	0	0	0	0	0	0	0	1	0	0	.000

On base pct. .000 • Slugging pct. .000

2014 Texas Longhorns Baseball
Individual Game-by-Game for Texas Longhorns (as of May 20, 2014)

#9 Hinojosa, C.J - 52 games (All games)

Date	Opponent	Pos	AB	R	H	RBI	2B	3B	HR	BB	SB	CS	HBP	SAC	SF	GDP	K	PO	A	E	Avg
Feb 14	at California	*SS	3	0	2	0	0	0	0	0	0	0	0	1	0	0	0	2	3	0	.667
Feb 15	at California-1	*SS	4	0	1	0	0	0	0	0	0	0	0	0	0	0	1	2	2	0	.429
Feb 15	at California-2	*SS	4	1	1	0	0	0	0	1	0	0	0	0	0	0	0	1	3	0	.364
Feb 16	at California	*SS	3	0	0	1	0	0	0	0	0	0	0	0	1	0	0	1	6	0	.286
Feb 18	TEXAS A&M - CC	*SS	4	1	2	3	1	0	0	0	0	1	0	0	1	0	0	1	2	0	.333
Feb 21	STANFORD	*SS	3	1	1	1	0	0	0	0	0	0	0	2	0	0	0	3	1	0	.333
Feb 22	STANFORD	*SS	3	0	0	0	0	0	0	1	0	0	0	0	0	0	1	1	4	0	.292
Feb 23	STANFORD	*SS	4	0	0	0	0	0	0	1	1	0	0	0	0	1	0	2	5	0	.250
Feb 25	UTPA	*SS	5	0	0	0	0	0	0	0	0	0	0	0	0	0	0	2	3	0	.212
Feb 28	vs Rice	*SS	3	0	1	0	0	0	0	0	0	0	0	1	0	0	2	1	3	1	.222
Mar 01	vs Houston Cougars	*SS	3	0	2	0	0	0	0	1	0	0	0	0	0	0	0	1	4	1	.256
Mar 02	vs Sam Houston State	*SS	4	0	1	1	0	0	0	0	0	0	0	1	0	0	0	0	2	1	.256
Mar 04	VALPARAISO	*SS	5	1	1	0	0	0	0	0	0	0	0	0	0	0	0	0	1	0	.250
Mar 07	HAWAII	*SS	3	0	1	0	0	0	0	0	0	0	0	1	0	0	0	1	4	0	.255
Mar 08	HAWAII	*SS	2	0	1	1	0	0	0	1	0	0	0	0	0	0	0	0	2	0	.264
Mar 08	HAWAII-2	*SS	4	0	0	0	0	0	0	0	0	0	0	0	0	0	1	0	4	0	.246
Mar 09	HAWAII	*SS	4	1	3	2	0	0	0	1	0	0	0	0	0	0	0	2	1	0	.279
Mar 11	at Texas State	*SS	4	0	0	0	0	0	0	0	0	0	0	0	0	0	2	1	2	0	.262
Mar 14	KANSAS	*SS	4	0	1	1	1	0	0	0	0	0	0	0	0	0	0	4	3	0	.261
Mar 15	KANSAS	*SS	3	0	0	0	0	0	0	0	0	0	0	0	0	0	2	1	2	1	.250
Mar 16	KANSAS	*SS	3	0	1	0	0	0	0	0	0	0	0	1	0	0	0	2	4	0	.253
Mar 18	DALLAS BAPTIST	*SS	4	0	2	1	0	0	0	0	0	0	0	1	0	0	1	2	3	0	.266
Mar 21	COLUMBIA	*SS	3	1	1	0	0	0	0	1	1	0	0	0	0	0	1	3	2	0	.268
Mar 22	COLUMBIA-1	*SS	4	0	1	2	0	0	0	0	0	0	0	0	0	0	1	2	2	0	.267
Mar 22	COLUMBIA-2	*SS	2	2	0	0	0	0	0	3	0	0	0	0	0	0	0	2	6	0	.261
Mar 25	TEXAS STATE	*SS	2	0	1	1	1	0	0	1	0	0	0	1	0	0	0	2	6	0	.267
Mar 28	at Texas Tech	*SS	5	1	0	0	0	0	0	1	0	0	0	0	0	0	2	1	4	0	.253
Mar 29	at Texas Tech	*SS	5	0	1	0	0	0	0	0	0	0	0	0	0	0	3	3	1	1	.250
Mar 30	at Texas Tech	*SS	5	0	3	0	0	0	0	1	0	0	0	0	0	0	0	0	5	1	.267
Apr 1	at Rice	*SS	4	1	2	0	1	0	0	1	0	0	0	0	0	0	0	1	1	0	.275
Apr 04	BAYLOR	*SS	4	0	1	0	0	0	0	0	0	0	0	0	0	0	1	1	2	0	.274
Apr 05	BAYLOR	*SS	1	1	0	2	0	0	0	1	0	0	0	0	2	0	0	1	1	0	.272
Apr 06	BAYLOR	*SS	3	0	0	1	0	0	0	0	0	0	0	1	0	0	0	3	2	0	.265
Apr 08	RICE	*SS	4	0	0	0	0	0	0	0	0	0	0	0	0	1	0	2	3	0	.256
Apr 11	at Oklahoma	*SS	4	2	2	1	0	0	1	1	0	0	0	0	0	0	0	0	3	1	.264
Apr 12	at Oklahoma	*SS	4	1	2	2	0	0	0	1	0	0	0	0	0	0	0	2	4	0	.271
Apr 13	at Oklahoma	*SS	5	0	1	0	0	0	0	0	0	0	0	0	0	0	1	0	4	0	.269
Apr 15	UT - ARLINGTON	*SS	4	0	1	1	1	0	0	0	0	0	0	1	0	0	0	3	3	0	.268
Apr 17	TEXAS CHRISTIAN	*SS	3	0	1	0	1	0	0	0	0	0	0	0	0	0	1	1	5	0	.270
Apr 18	TEXAS CHRISTIAN	*SS	4	0	2	0	0	0	0	0	0	0	0	0	0	0	0	1	0	0	.276
Apr 19	TEXAS CHRISTIAN	*SS	4	0	1	0	0	0	0	0	0	0	0	0	0	0	1	0	2	0	.275
Apr 22	UTPA	*SS	2	1	0	0	0	0	0	2	0	0	0	1	0	0	1	2	1	0	.272
Apr 25	OKLAHOMA STATE	*SS	3	2	2	0	0	0	0	0	0	0	1	0	0	0	0	3	0	0	.279
Apr 26	OKLAHOMA STATE	*SS	2	1	0	0	0	0	0	2	1	0	0	0	0	0	0	2	1	0	.276
Apr 27	OKLAHOMA STATE	*SS	5	1	0	0	0	0	0	0	0	0	0	0	0	0	3	2	1	1	.267
Apr 29	PRAIRIE VIEW A&M	*SS	3	0	2	2	1	0	0	0	0	0	0	1	0	0	0	1	3	0	.274
May 02	at West Virginia	*SS	4	0	2	0	0	0	0	0	0	0	0	0	0	0	2	2	3	0	.280
May 03	at West Virginia	*SS	3	1	1	1	0	0	0	0	0	0	1	0	0	0	0	2	3	1	.281
May 04	at West Virginia	*SS	5	0	0	0	0	0	0	0	0	0	0	0	0	1	0	1	4	1	.273
May 16	at K-State	*	5	2	3	2	1	0	0	0	0	0	0	0	0	0	0	1	2	0	.282
May 17	at K-State	*	4	0	2	0	1	0	0	0	0	0	0	0	0	0	1	0	3	0	.286
May 18	at K-State	*	5	0	2	1	1	0	0	1	0	1	0	0	0	0	1	3	3	1	.289
Totals		52gs	190	22	55	27	10	0	1	22	3	2	2	13	4	3	29	77	143	14	.289

On base pct. .362 • Slugging pct. .358

2014 Texas Longhorns Baseball
Individual Game-by-Game for Texas Longhorns (as of May 20, 2014)

#2 Payton, Mark - 52 games (All games)

Date	Opponent	Pos	AB	R	H	RBI	2B	3B	HR	BB	SB	CS	HBP	SAC	SF	GDP	K	PO	A	E	Avg
Feb 14	at California	*of	4	0	3	0	0	0	0	0	0	0	0	0	0	0	1	3	0	0	.750
Feb 15	at California-1	*of	3	0	2	0	1	0	0	0	0	0	0	1	0	0	0	4	0	0	.714
Feb 15	at California-2	*of	5	2	2	2	0	0	1	0	0	0	0	0	0	0	0	3	0	0	.583
Feb 16	at California	*of	5	1	2	2	0	1	0	0	0	0	0	0	0	0	0	2	0	0	.529
Feb 18	TEXAS A&M - CC	*of	4	2	2	0	0	1	0	1	0	0	0	0	0	0	0	3	1	0	.524
Feb 21	STANFORD	*of	5	1	4	3	0	1	0	0	0	0	0	0	0	1	0	0	0	0	.577
Feb 22	STANFORD	*of	3	1	3	1	0	0	0	2	1	1	0	0	0	0	0	2	0	0	.621
Feb 23	STANFORD	*of	2	0	1	0	0	0	0	3	0	0	0	0	0	1	0	2	0	0	.613
Feb 25	UTPA	*of	4	0	1	0	0	0	0	1	0	0	0	0	0	0	0	0	0	0	.571
Feb 28	vs Rice	*of	2	0	0	0	0	0	0	2	0	0	0	0	0	0	0	0	0	0	.541
Mar 01	vs Houston Cougars	*of	4	0	1	1	1	0	0	0	0	0	0	0	0	0	1	2	0	0	.512
Mar 02	vs Sam Houston State	*of	3	1	1	0	0	0	0	1	0	0	0	1	0	0	0	2	0	0	.500
Mar 04	VALPARAISO	*of	4	1	0	0	0	0	0	1	0	0	0	0	0	0	1	3	0	0	.458
Mar 07	HAWAII	*of	4	1	2	0	0	0	0	0	0	0	0	0	0	0	1	2	0	0	.462
Mar 08	HAWAII	*of	2	0	1	0	0	0	0	1	0	0	0	0	0	0	0	3	0	0	.463
Mar 08	HAWAII-2	*of	4	0	1	2	0	1	0	0	0	0	0	0	0	0	2	0	0	0	.448
Mar 09	HAWAII	*of	2	2	0	0	0	0	0	3	2	0	0	0	0	0	0	3	0	0	.433
Mar 11	at Texas State	*of	3	0	0	0	0	0	0	1	0	0	0	0	0	0	0	4	0	0	.413
Mar 14	KANSAS	*of	3	0	1	0	0	0	0	0	0	0	0	1	0	1	0	2	0	0	.409
Mar 15	KANSAS	*of	3	1	2	0	0	0	0	0	1	0	0	0	0	0	0	3	0	0	.420
Mar 16	KANSAS	*of	3	0	1	1	1	0	0	1	0	0	0	0	0	0	0	2	0	0	.417
Mar 18	DALLAS BAPTIST	*of	3	1	2	2	0	1	0	2	0	0	0	0	0	0	1	1	0	0	.427
Mar 21	COLUMBIA	*of	4	0	0	0	0	0	0	1	0	0	0	0	0	0	0	3	1	0	.405
Mar 22	COLUMBIA-1	*of	1	0	0	0	0	0	0	1	0	0	0	2	0	0	0	3	0	0	.400
Mar 22	COLUMBIA-2	*of	4	0	2	2	1	0	0	0	0	0	1	0	0	0	1	3	0	0	.405
Mar 25	TEXAS STATE	*of	4	1	3	1	0	0	0	0	0	0	0	0	1	0	0	2	0	0	.420
Mar 28	at Texas Tech	*of	5	2	3	3	0	0	0	1	0	0	0	0	0	0	0	6	0	0	.430
Mar 29	at Texas Tech	*of	4	1	1	0	0	0	0	1	0	0	0	0	0	1	0	3	0	0	.423
Mar 30	at Texas Tech	*of	5	0	0	0	0	0	0	1	1	0	0	0	0	0	0	3	0	0	.402
Apr 1	at Rice	*of	4	0	1	1	0	0	0	1	0	0	0	0	0	0	1	4	0	0	.396
Apr 04	BAYLOR	*of	5	0	1	3	1	0	0	0	0	0	0	0	0	0	0	1	0	0	.387
Apr 05	BAYLOR	*of	5	0	1	1	0	0	0	0	0	0	0	0	0	0	0	2	0	0	.379
Apr 06	BAYLOR	*of	3	1	0	0	0	0	0	2	0	0	0	0	0	0	0	1	0	0	.370
Apr 08	RICE	*of	3	0	0	0	0	0	0	1	0	0	0	0	0	1	0	4	0	0	.361
Apr 11	at Oklahoma	*of	5	0	0	0	0	0	0	1	0	0	0	0	0	0	2	2	0	0	.346
Apr 12	at Oklahoma	*of	4	1	1	0	0	0	0	0	1	0	1	0	0	0	1	2	0	0	.344
Apr 13	at Oklahoma	*of	6	1	3	1	3	0	0	0	0	0	0	0	0	0	0	2	0	0	.350
Apr 15	UT - ARLINGTON	*of	1	1	0	0	0	0	0	4	1	0	0	0	0	0	0	2	0	0	.348
Apr 17	TEXAS CHRISTIAN	*of	4	0	1	0	0	0	0	0	1	0	0	0	0	0	1	4	0	0	.345
Apr 18	TEXAS CHRISTIAN	*of	2	0	0	0	0	0	0	1	0	0	1	0	0	0	0	5	0	0	.340
Apr 19	TEXAS CHRISTIAN	*of	4	0	2	0	0	0	0	0	0	0	0	0	0	0	1	1	0	0	.345
Apr 22	UTPA	*of	4	0	1	1	0	0	0	0	0	0	1	0	0	0	0	1	0	0	.342
Apr 25	OKLAHOMA STATE	*of	1	0	0	0	0	0	0	3	2	0	0	0	0	0	0	0	0	0	.340
Apr 26	OKLAHOMA STATE	*of	4	0	1	0	0	0	0	0	0	0	0	0	0	0	0	3	0	0	.338
Apr 27	OKLAHOMA STATE	*of	4	0	2	1	1	0	0	1	0	0	0	0	0	0	0	2	0	0	.342
Apr 29	PRAIRIE VIEW A&M	*of	3	1	0	0	0	0	0	2	2	0	0	0	0	0	0	1	0	0	.335
May 02	at West Virginia	*of	4	0	0	1	0	0	0	1	1	0	0	0	0	0	1	2	0	0	.327
May 03	at West Virginia	*of	4	0	1	0	1	0	0	0	0	0	0	0	0	0	1	4	0	0	.326
May 04	at West Virginia	*of	4	1	2	1	1	0	0	1	0	0	0	0	0	0	0	1	0	0	.330
May 16	at K-State	*	6	0	1	0	0	0	0	0	0	0	0	0	0	0	1	3	0	0	.324
May 17	at K-State	*	4	1	0	0	0	0	0	1	0	0	0	0	0	0	1	1	0	0	.317
May 18	at K-State	*	5	1	0	0	0	0	0	1	1	0	0	0	0	0	0	5	0	0	.309
Totals		52gs	191	26	59	30	11	5	1	44	14	1	4	5	1	5	18	124	2	0	.309

On base pct. .446 • Slugging pct. .435

#11 Silver, Alex - 4 games (All games)

Date	Opponent	Pos	AB	R	H	RBI	2B	3B	HR	BB	SB	CS	HBP	SAC	SF	GDP	K	PO	A	E	Avg
Feb 25	UTPA	1b	0	1	0	0	0	0	0	1	0	0	0	0	0	0	0	3	0	0	.000
Mar 30	at Texas Tech	ph/1b	3	1	0	0	0	0	0	1	0	0	0	0	0	0	1	8	1	0	.000
Apr 29	PRAIRIE VIEW A&M	ph/1b	2	1	0	0	0	0	0	0	0	0	0	0	0	0	0	5	0	0	.000
May 04	at West Virginia	*1b	3	1	1	1	0	0	0	0	0	0	0	0	0	0	0	8	0	1	.125
Totals		1gs	8	4	1	1	0	0	0	2	0	0	0	0	0	0	1	24	1	1	.125

On base pct. .300 • Slugging pct. .125

2014 Texas Baseball Individual Career History

Barrera, Tres

Year	avg	gp-gs	ab	r	h	2b	3b	hr	rbi	tb	slg%	bb	hbp	so	gdp	ob%	sf	sh	sb-att	po	a	e	fld%
2014	.286	50-48	182	27	52	11	2	5	31	82	.451	14	6	28	6	.355	1	4	0-0	236	26	5	.981
TOTAL	.286	50-48	182	27	52	11	2	5	31	82	.451	14	6	28	6	.355	1	4	0-0	236	26	5	.981

SINGLE-GAME HIGHS:

Hits: 4, Columbia, Mar 22, 2014
Doubles: 2, Baylor, Apr 05, 2014; at Texas Tech, Mar 28, 2014
Triples: 1, UT - Arlington, Apr 15, 2014; at Texas State, Mar 11, 2014
Home runs: 2, at K-State, May 18, 2014
Total bases: 9, at K-State, May 18, 2014
RBI: 4, UT - Arlington, Apr 15, 2014
Runs scored: 2, 6 times
Walks: 2, at Oklahoma, Apr 12, 2014; UT - Arlington, Apr 15, 2014; at West Virginia, May 04, 2014
Hit by pitch: 2, at Texas Tech, Mar 28, 2014
Struck out: 3, Texas State, Mar 25, 2014; at Texas Tech, Mar 30, 2014
Sac flies: 1, at Rice, Apr 1, 2014
Sac bunts: 1, 4 times
At bats: 6, at Texas Tech, Mar 30, 2014; at K-State, May 18, 2014
Field chances: 12, Baylor, Apr 05, 2014; Prairie View A&M, Apr 29, 2014
Putouts: 12, Prairie View A&M, Apr 29, 2014
Assists: 3, Texas Christian, Apr 19, 2014; Hawaii, Mar 08, 2014
Runners CS: 2, Baylor, Apr 06, 2014; UTPA, Feb 25, 2014

Carter, Madison

Year	avg	gp-gs	ab	r	h	2b	3b	hr	rbi	tb	slg%	bb	hbp	so	gdp	ob%	sf	sh	sb-att	po	a	e	fld%
2013	.194	26-22	72	6	14	2	1	0	4	18	.250	8	2	11	3	.293	0	3	2-4	60	49	5	.956
2014	.381	27-18	63	20	24	3	0	1	9	30	.476	9	1	12	2	.466	0	11	3-4	0	2	0	1.000
TOTAL	.281	53-40	135	26	38	5	1	1	13	48	.356	17	3	23	5	.374	0	14	5-8	60	51	5	.957

SINGLE-GAME HIGHS:

Hits: 3, 4 times
Doubles: 1, 5 times
Triples: 1, Kansas State, May 04, 2013
Home runs: 1, at K-State, May 16, 2014
Total bases: 7, at K-State, May 16, 2014
RBI: 2, at K-State, May 16, 2014; at K-State, May 17, 2014
Runs scored: 3, at K-State, May 16, 2014
Walks: 2, at Oklahoma, Apr 11, 2014
Hit by pitch: 1, West Virginia, Apr 20, 2013; Texas Tech, Mar 15, 2013; at K-State, May 18, 2014
Struck out: 2, 4 times
Sac bunts: 2, Prairie View A&M, Apr 29, 2014
At bats: 6, at Texas Tech, Mar 30, 2014
Stolen bases: 2, at K-State, May 18, 2014
Caught stealing: 1, Sacramento State, Feb 17, 2013; Kansas State, May 03, 2013; at K-State, May 18, 2014
Field chances: 12, Texas Tech, Mar 16, 2013
Putouts: 9, Oral Roberts, Mar 12, 2013; Texas Tech, Mar 16, 2013
Assists: 7, Sacramento State, Feb 15, 2013

2014 Texas Baseball Individual Career History

Clemens, Kacy

Year	avg	gp-gs	ab	r	h	2b	3b	hr	rbi	tb	slg%	bb	hbp	so	gdp	ob%	sf	sh	sb-att	po	a	e	fld%
2014	.226	50-48	155	19	35	4	0	1	13	42	.271	35	0	36	1	.368	0	5	0-0	484	21	5	.990
TOTAL	.226	50-48	155	19	35	4	0	1	13	42	.271	35	0	36	1	.368	0	5	0-0	484	21	5	.990

SINGLE-GAME HIGHS:

Hits: 3, at California, Feb 15, 2014

Doubles: 1, 4 times

Home runs: 1, at K-State, May 16, 2014

Total bases: 5, at K-State, May 16, 2014

RBI: 3, at K-State, May 16, 2014

Runs scored: 2, Valparaiso, Mar 04, 2014; Columbia, Mar 22, 2014

Walks: 3, at Rice, Apr 1, 2014; Oklahoma State, Apr 25, 2014

Struck out: 3, Stanford, Feb 21, 2014

Sac bunts: 1, 5 times

At bats: 5, at Oklahoma, Apr 13, 2014; Stanford, Feb 23, 2014

Field chances: 17, Dallas Baptist, Mar 18, 2014

Putouts: 16, at California, Feb 16, 2014

Assists: 3, Dallas Baptist, Mar 18, 2014; Columbia, Mar 22, 2014

Felts, Jacob

Year	avg	gp-gs	ab	r	h	2b	3b	hr	rbi	tb	slg%	bb	hbp	so	gdp	ob%	sf	sh	sb-att	po	a	e	fld%
2011	.215	63-59	186	22	40	3	0	1	20	46	.247	14	7	34	3	.293	1	12	5-6	458	51	7	.986
2012	.282	52-52	188	20	53	8	0	0	21	61	.324	11	8	21	4	.343	3	6	2-4	387	45	6	.986
2013	.272	47-42	147	12	40	5	0	1	15	48	.327	10	7	21	4	.348	0	5	3-4	235	32	5	.982
2014	.218	18-13	55	4	12	1	1	0	6	15	.273	3	0	5	4	.259	0	2	0-0	1	0	0	1.000
TOTAL	.252	180-166	576	58	145	17	1	2	62	170	.295	38	22	81	15	.320	4	25	10-14	1081	128	18	.985

SINGLE-GAME HIGHS:

Hits: 3, 4 times

Doubles: 2, Brown, Mar 13, 2011; at Oklahoma Sooners, Mar 18, 2012

Triples: 1, Hawaii, Mar 07, 2014

Home runs: 1, Missouri, Apr 03, 2011; West Virginia, Apr 20, 2013

Total bases: 5, West Virginia, Apr 20, 2013; Brown, Mar 13, 2011

RBI: 4, West Virginia, Apr 20, 2013

Runs scored: 2, 12 times

Walks: 2, 4 times

Hit by pitch: 1, 22 times

Struck out: 3, Nebraska, Feb 24, 2013; at Oklahoma State, Mar 25, 2011

Sac flies: 1, 4 times

Sac bunts: 1, 25 times

At bats: 6, at Hawai'i, Feb 26, 2011; at Missouri, May 06, 2012; at Nebraska, May 07, 2011

Stolen bases: 2, UTSA, Mar 08, 2011

Caught stealing: 1, 4 times

Field chances: 18, UTSA, Mar 08, 2011

Putouts: 16, UTSA, Mar 08, 2011

Assists: 4, Kansas, Apr 20, 2012; vs Arkansas, Mar 04, 2012

Runners CS: 2, 4 times

2014 Texas Baseball Individual Career History

Gurwitz, Zane

Year	avg	gp-gs	ab	r	h	2b	3b	hr	rbi	tb	slg%	bb	hbp	so	gdp	ob%	sf	sh	sb-att	po	a	e	fld%
2014	.271	46-44	155	20	42	7	0	2	25	55	.355	10	1	28	0	.317	1	7	6-6	36	84	8	.938
TOTAL	.271	46-44	155	20	42	7	0	2	25	55	.355	10	1	28	0	.317	1	7	6-6	36	84	8	.938

SINGLE-GAME HIGHS:

Hits: 4, at Texas Tech, Mar 29, 2014

Doubles: 2, at Oklahoma, Apr 13, 2014; Columbia, Mar 22, 2014

Home runs: 1, at California, Feb 16, 2014; at K-State, May 18, 2014

Total bases: 5, at California, Feb 16, 2014

RBI: 3, Stanford, Feb 23, 2014; at K-State, May 18, 2014

Runs scored: 3, UT - Arlington, Apr 15, 2014

Walks: 2, UTPA, Feb 25, 2014

Hit by pitch: 1, Dallas Baptist, Mar 18, 2014

Struck out: 3, at Texas Tech, Mar 30, 2014

Sac flies: 1, at Rice, Apr 1, 2014

Sac bunts: 1, 7 times

At bats: 5, Columbia, Mar 22, 2014; at Texas Tech, Mar 30, 2014; at K-State, May 16, 2014

Stolen bases: 2, at Texas Tech, Mar 29, 2014

Field chances: 7, at K-State, May 18, 2014

Putouts: 3, at California, Feb 15, 2014; UTPA, Feb 25, 2014; at K-State, May 18, 2014

Assists: 5, at Oklahoma, Apr 13, 2014; Kansas, Mar 16, 2014

Hall, Weston

Year	avg	gp-gs	ab	r	h	2b	3b	hr	rbi	tb	slg%	bb	hbp	so	gdp	ob%	sf	sh	sb-att	po	a	e	fld%
2013	.226	48-42	159	21	36	4	0	0	10	40	.252	17	3	43	2	.313	0	4	11-14	83	1	3	.966
2014	.000	7-0	0	2	0	0	0	0	0	0	.000	0	0	0	0	.000	0	0	0-0	1	0	0	1.000
TOTAL	.226	55-42	159	23	36	4	0	0	10	40	.252	17	3	43	2	.313	0	4	11-14	84	1	3	.966

SINGLE-GAME HIGHS:

Hits: 3, Texas State, Apr 09, 2013; at Stanford, Mar 02, 2013; at Minnesota, Mar 24, 2013

Doubles: 1, 4 times

Total bases: 4, at Minnesota, Mar 24, 2013

RBI: 2, at Minnesota, Mar 24, 2013

Runs scored: 2, 4 times

Walks: 3, UT Pan American, Apr 16, 2013

Hit by pitch: 1, at Stanford, Mar 02, 2013; Texas Tech, Mar 15, 2013; at Minnesota, Mar 23, 2013

Struck out: 3, West Virginia, Apr 21, 2013

Sac bunts: 1, 4 times

At bats: 6, Texas State, Apr 09, 2013; at Kansas, Apr 12, 2013

Stolen bases: 1, 11 times

Caught stealing: 1, Oklahoma, Apr 06, 2013; West Virginia, Apr 20, 2013; Sacramento State, Feb 15, 2013

Field chances: 5, West Virginia, Apr 21, 2013; at Stanford, Mar 03, 2013; Texas Tech, Mar 17, 2013

Putouts: 5, West Virginia, Apr 21, 2013; at Stanford, Mar 03, 2013; Texas Tech, Mar 17, 2013

Assists: 1, Texas Tech, Mar 16, 2013

2014 Texas Baseball Individual Career History

Hinojosa, C.J

Year	avg	gp-gs	ab	r	h	2b	3b	hr	rbi	tb	slg%	bb	hbp	so	gdp	ob%	sf	sh	sb-att	po	a	e	fld%
2013	.314	50-50	188	19	59	10	2	2	29	79	.420	18	1	26	2	.373	2	6	3-4	79	130	11	.950
2014	.289	52-52	190	22	55	10	0	1	27	68	.358	22	2	29	3	.362	4	13	3-5	77	143	14	.940
TOTAL	.302	102-102	378	41	114	20	2	3	56	147	.389	40	3	55	5	.368	6	19	6-9	156	273	25	.945

SINGLE-GAME HIGHS:

Hits: 3, 8 times

Doubles: 2, at TCU, May 17, 2013

Triples: 1, Texas Southern, May 11, 2013

Home runs: 1, at Oklahoma, Apr 11, 2014; at Oklahoma State, Mar 29, 2013; at Oklahoma State, Mar 30, 2013

Total bases: 5, 4 times

RBI: 3, Texas State, Apr 09, 2013; Texas A&M - CC, Feb 18, 2014; at Oklahoma State, Mar 28, 2013

Runs scored: 2, 7 times

Walks: 3, Columbia, Mar 22, 2014

Hit by pitch: 1, Oklahoma State, Apr 25, 2014; UC Santa Barbara, Mar 10, 2013; at West Virginia, May 03, 2014

Struck out: 3, Oklahoma State, Apr 27, 2014; at Texas Tech, Mar 29, 2014

Sac flies: 2, Baylor, Apr 05, 2014

Sac bunts: 2, Stanford, Feb 21, 2014; Nebraska, Feb 24, 2013

At bats: 6, at Kansas, Apr 12, 2013

Stolen bases: 1, 6 times

Caught stealing: 1, Texas A&M - CC, Feb 18, 2014; UT Arlington, Feb 19, 2013; at K-State, May 18, 2014

Field chances: 9, at Kansas, Apr 12, 2013

Putouts: 6, at Minnesota, Mar 23, 2013

Assists: 7, West Virginia, Apr 20, 2013

Johnson, Ben

Year	avg	gp-gs	ab	r	h	2b	3b	hr	rbi	tb	slg%	bb	hbp	so	gdp	ob%	sf	sh	sb-att	po	a	e	fld%
2013	.213	30-26	89	11	19	6	1	3	9	36	.404	11	1	27	0	.307	0	5	3-7	17	1	1	.947
2014	.286	52-52	189	38	54	9	3	6	28	87	.460	26	10	28	0	.391	5	8	19-19	111	4	2	.983
TOTAL	.263	82-78	278	49	73	15	4	9	37	123	.442	37	11	55	0	.366	5	13	22-26	128	5	3	.978

SINGLE-GAME HIGHS:

Hits: 4, UC Santa Barbara, Mar 10, 2013

Doubles: 2, UC Santa Barbara, Mar 10, 2013

Triples: 1, 4 times

Home runs: 1, 9 times

Total bases: 9, UC Santa Barbara, Mar 10, 2013

RBI: 3, UT - Arlington, Apr 15, 2014; at Texas State, Mar 11, 2014

Runs scored: 4, UT - Arlington, Apr 15, 2014

Walks: 3, UT Pan American, Apr 16, 2013

Hit by pitch: 2, Rice, Apr 08, 2014

Struck out: 3, 4 times

Sac flies: 1, 4 times

Sac bunts: 2, Baylor, Apr 05, 2014

At bats: 6, at Texas Tech, Mar 30, 2014

Stolen bases: 3, Prairie View A&M, Apr 29, 2014

Caught stealing: 1, 4 times

Field chances: 5, 5 times

Putouts: 5, Hawaii, Mar 08, 2014; Hawaii, Mar 09, 2014; at Minnesota, Mar 24, 2013

Assists: 2, vs Sam Houston State, Mar 02, 2014

2014 Texas Baseball Individual Career History

Marlow, Brooks

Year	avg	gp-gs	ab	r	h	2b	3b	hr	rbi	tb	slg%	bb	hbp	so	gdp	ob%	sf	sh	sb-att	po	a	e	fld%
2012	.214	52-51	173	25	37	4	2	2	29	51	.295	26	4	37	1	.325	3	13	2-4	89	152	7	.972
2013	.256	46-43	156	18	40	10	2	1	11	57	.365	11	1	21	3	.310	0	6	1-1	68	138	6	.972
2014	.272	52-52	206	34	56	9	2	2	17	75	.364	38	1	28	2	.386	1	8	4-5	106	168	2	.993
TOTAL	.249	150-146	535	77	133	23	6	5	57	183	.342	75	6	86	6	.345	4	27	7-10	263	458	15	.980

SINGLE-GAME HIGHS:

Hits: 4, at Texas Tech, Mar 28, 2014; at West Virginia, May 02, 2014

Doubles: 2, 4 times

Triples: 1, 6 times

Home runs: 2, Duke, Feb 18, 2012

Total bases: 9, at Texas Tech, Mar 28, 2014

RBI: 3, Duke, Feb 18, 2012; vs Rice Owls, Mar 2, 2012

Runs scored: 3, at Rice, Apr 1, 2014; at Texas Tech, Mar 28, 2014; Texas Southern, May 11, 2013

Walks: 3, Dallas Baptist, Mar 18, 2014

Hit by pitch: 1, 6 times

Struck out: 2, 16 times

Sac flies: 1, 4 times

Sac bunts: 2, Stephen F. Austin, Mar 20, 2012; Texas State, Mar 26, 2013

At bats: 6, at Texas Tech, Mar 28, 2014; at Texas Tech, Mar 30, 2014

Stolen bases: 1, 7 times

Caught stealing: 1, UTPA, Feb 25, 2014; at Kansas State, Mar 25, 2012; at Missouri, May 04, 2012

Field chances: 10, at Texas Tech, Apr 07, 2012; at West Virginia, May 04, 2014; vs Missouri, May 23, 2012

Putouts: 5, Texas Christian, Apr 19, 2014; Duke, Feb 19, 2012

Assists: 7, 4 times

Payton, Mark

Year	avg	gp-gs	ab	r	h	2b	3b	hr	rbi	tb	slg%	bb	hbp	so	gdp	ob%	sf	sh	sb-att	po	a	e	fld%
2011	.263	65-65	240	37	63	11	2	0	25	78	.325	31	6	34	6	.353	6	19	6-10	86	0	3	.966
2012	.322	52-52	208	40	67	13	4	5	29	103	.495	32	3	27	0	.418	1	7	8-13	89	2	0	1.000
2013	.385	49-49	174	27	67	11	7	0	28	92	.529	28	4	22	3	.478	1	7	3-6	98	9	4	.964
2014	.309	52-52	191	26	59	11	5	1	30	83	.435	44	4	18	5	.446	1	5	14-15	124	2	0	1.000
TOTAL	.315	218-218	813	130	256	46	18	6	112	356	.438	135	17	101	14	.419	9	38	31-44	397	13	7	.983

SINGLE-GAME HIGHS:

Hits: 4, 4 times

Doubles: 3, at Oklahoma, Apr 13, 2014

Triples: 1, 17 times

Home runs: 1, 5 times

Total bases: 6, at Oklahoma, Apr 13, 2014; West Virginia, Apr 20, 2013; Stanford, Feb 21, 2014

RBI: 4, Texas Southern, May 12, 2012

Runs scored: 3, 6 times

Walks: 4, UT - Arlington, Apr 15, 2014

Hit by pitch: 1, 17 times

Struck out: 4, at Stanford, Feb 24, 2012

Sac flies: 1, 9 times

Sac bunts: 2, 4 times

At bats: 7, at Oklahoma Sooners, Mar 16, 2012

Stolen bases: 2, Oklahoma State, Apr 25, 2014; Prairie View A&M, Apr 29, 2014; Hawaii, Mar 09, 2014

Caught stealing: 2, Texas State, Apr 17, 2012

Field chances: 7, Baylor, May 19, 2012

Putouts: 6, 4 times

Assists: 2, Oral Roberts, Mar 12, 2013

2014 Texas Baseball Individual Career History

Shaw, Collin

Year	avg	gp-gs	ab	r	h	2b	3b	hr	rbi	tb	slg%	bb	hbp	so	gdp	ob%	sf	sh	sb-att	po	a	e	fld%
2012	.128	15-8	39	4	5	0	0	0	1	5	.128	5	0	14	0	.227	0	1	1-2	19	1	0	1.000
2013	.222	23-13	45	9	10	2	1	0	3	14	.311	8	1	11	0	.352	0	1	2-2	25	0	0	1.000
2014	.259	46-41	143	18	37	4	1	0	19	43	.301	19	5	27	0	.359	3	7	9-13	70	2	1	.986
TOTAL	.229	84-62	227	31	52	6	2	0	23	62	.273	32	6	52	0	.336	3	9	12-17	114	3	1	.992

SINGLE-GAME HIGHS:

Hits: 3, Columbia, Mar 21, 2014

Doubles: 1, 6 times

Triples: 1, Columbia, Mar 21, 2014; Texas Southern, May 11, 2013

Total bases: 5, Columbia, Mar 21, 2014

RBI: 3, Columbia, Mar 21, 2014

Runs scored: 2, 5 times

Walks: 3, Baylor, Apr 06, 2014

Hit by pitch: 1, 6 times

Struck out: 3, Texas Christian, Apr 17, 2014; vs Arkansas, Mar 04, 2012; at Kansas State, Mar 23, 2012

Sac flies: 1, UT - Arlington, Apr 15, 2014; vs Sam Houston State, Mar 02, 2014; Columbia, Mar 22, 2014

Sac bunts: 2, Oklahoma State, Apr 25, 2014

At bats: 6, at Texas Tech, Mar 28, 2014

Stolen bases: 2, Baylor, Apr 04, 2014; at Texas Tech, Mar 30, 2014

Caught stealing: 1, 5 times

Field chances: 6, Duke, Feb 19, 2012

Putouts: 5, UT Pan American, Apr 16, 2013; Duke, Feb 19, 2012

Assists: 1, Baylor, Apr 04, 2014; at Oklahoma, Apr 12, 2014; Duke, Feb 19, 2012

Silver, Alex

Year	avg	gp-gs	ab	r	h	2b	3b	hr	rbi	tb	slg%	bb	hbp	so	gdp	ob%	sf	sh	sb-att	po	a	e	fld%
2011	.172	12-8	29	2	5	0	0	0	1	5	.172	2	1	4	1	.250	0	1	0-0	6	11	1	.944
2012	.267	45-43	165	24	44	10	1	0	19	56	.339	14	6	32	3	.342	2	4	0-0	399	21	3	.993
2013	.196	26-15	56	4	11	1	0	0	5	12	.214	12	2	13	0	.357	0	4	0-0	150	7	1	.994
2014	.125	4-1	8	4	1	0	0	0	1	1	.125	2	0	1	0	.300	0	0	0-0	24	1	1	.962
TOTAL	.236	87-67	258	34	61	11	1	0	26	74	.287	30	9	50	4	.334	2	9	0-0	579	40	6	.990

SINGLE-GAME HIGHS:

Hits: 3, at Minnesota, Mar 23, 2013; at Kansas State, Mar 25, 2012

Doubles: 1, 11 times

Triples: 1, Stephen F. Austin, Mar 20, 2012

Total bases: 4, at Kansas State, Mar 25, 2012

RBI: 3, at Minnesota, Mar 23, 2013

Runs scored: 2, 5 times

Walks: 2, at Minnesota, Mar 24, 2013; at Oklahoma State, Mar 30, 2013; vs Kansas, May 24, 2012

Hit by pitch: 2, Stephen F. Austin, Mar 20, 2012

Struck out: 3, at Texas Tech, Apr 06, 2012

Sac flies: 1, Texas Southern, May 12, 2012

Sac bunts: 1, 9 times

At bats: 5, 9 times

Field chances: 19, Kansas State, May 03, 2013

Putouts: 17, Kansas State, May 03, 2013

Assists: 2, 9 times