



**Six-Time National Champions**  
1949 • 1950 • 1975 • 1983 • 2002 • 2005

# TEXAS BASEBALL

Texas Media Relations • P.O. Box 7399 • Austin, Texas 78713  
Assistant Media Relations Director/Baseball Contact: Justin Moore • Office: (512) 232-9438  
Email: justin.moore@utexas.edu

## 2014 schedule/scores

Date	Opponent (TV)	Time/Score
Feb. 14	at California	L, 0-7
Feb. 15	at California	L, 1-2
Feb. 15	at California	W, 6-2
Feb. 16	at California	W, 5-0
Feb. 18	TEXAS A&M CORPUS CHRISTI (LHN)	W, 10-0
Feb. 21	STANFORD (LHN)	W, 9-3
Feb. 22	STANFORD (LHN)	W, 4-3
Feb. 23	STANFORD (LHN)	L, 5-11
Feb. 25	UT-PAN AMERICAN (LHN)	W, 2-1 (11)
Feb. 28	vs. Rice (LHN)	W, 2-0
March 1	vs. Houston (LHN)	W, 3-2
March 2	vs. Sam Houston State (LHN)	W, 3-2
March 4	VALPARAISO (LHN)	W, 7-1
March 7	HAWAII (LHN)	W, 3-2
March 8	HAWAII (7 inn.) (LHN)	L, 1-6
March 8	HAWAII (LHN)	W, 3-2
March 9	HAWAII (LHN)	W, 4-1
March 11	at Texas State (KBVO)	W, 6-3
March 14	KANSAS * (LHN)	L, 2-3
March 15	KANSAS * (LHN)	W, 2-1
March 16	KANSAS * (LHN)	L, 1-6
March 18	DALLAS BAPTIST (LHN)	W, 5-0
March 21	COLUMBIA (LHN)	W, 7-3
March 22	COLUMBIA (LHN)	W, 6-1
March 22	COLUMBIA (LHN)	W, 11-0
March 25	TEXAS STATE (LHN)	W, 5-1
March 28	at Texas Tech * (FCS)	W, 11-1
March 29	at Texas Tech *	L, 4-8
March 30	at Texas Tech * (FSW)	W, 5-2 (12)
April 1	at Rice	W, 5-2
April 4	BAYLOR * (LHN)	W, 5-4
April 5	BAYLOR * (LHN)	W, 6-3
April 6	BAYLOR * (LHN)	W, 4-0
April 8	RICE (LHN)	L, 2-7
April 11	at Oklahoma * (FCS)	W, 10-8 (10)
April 12	at Oklahoma *	W, 7-2
April 13	at Oklahoma * (ESPNU)	W, 8-1
April 15	UT-ARLINGTON (LHN)	W, 10-2
April 17	TCU * (LHN)	L, 0-3
April 18	TCU * (LHN)	L, 0-2
April 19	TCU * (LHN)	L, 1-3
April 22	UT-PAN AMERICAN (LHN)	W, 5-4
April 25	OKLAHOMA STATE* (LHN)	W, 3-0
April 26	OKLAHOMA STATE * (LHN)	L, 1-2
April 27	OKLAHOMA STATE* (LHN)	L, 3-8
April 29	PRAIRIE VIEW A&M (LHN)	W, 6-3
May 2	at West Virginia *	L, 3-5
May 3	at West Virginia *	W, 2-0
May 4	at West Virginia *	L, 6-12
May 13	TEXAS STATE (LHN)	Cancelled
May 16	at Kansas State * (Cox)	6:30 p.m.
May 17	at Kansas State * (FCS-Atlantic)	6:30 p.m.
May 18	at Kansas State * (FS1)	3:30 p.m.
May 21-25	Big 12 Tournament	TBA

All times Central  
DH - Doubleheader

\* - Big 12 Conference game

(LHN) Longhorn Network • (FS1) Fox Sports 1 • (FCS) Fox College Sports • (FSW) Fox Sports Southwest



Follow@Texas\_Baseball

**TexasSports.com**

## Games 50-52



## No. 25/28 Texas (34-15, 11-10) at Kansas State (24-28, 4-17)

May 16-18

### Upcoming Games Schedule

**Where:** Manhattan, Kansas • Tointon Family Stadium (2,331)

**Times:** 6:30 p.m./6:30 p.m./3:30 p.m.

**Live Stats:** kstatesports.com

**TV:** Cox-Kansas (Friday), FCS-Atlantic (Saturday), FS1 (Sunday)

Talent: Brian Smoller (PbP), Mike Clark (Analyst) - Fri./Sat.

Dave Barnett (PbP), Pat Combs (Analyst) - Sun.

**Radio:** AM-1300 The Zone, online at www.TexasSports.com/showcase

Talent: Craig Way (PbP), Keith Moreland (Analyst)

**All-Time Series:** Texas leads, 45-14-1, 18-5 on the road

### Probable Starting Pitchers

So. RHP Jake Matthys (2-4, 7.88) vs. Jr. LHP Dillon Peters (5-3, 2.50)

Sr. LHP Jared Moore (5-3, 4.52) vs. Sr. RHP Nathan Thornhill (6-2, 1.75)

Fr. RHP Jake Fromson (2-1, 3.07) vs. Jr. RHP Parker French (5-4, 2.27)

## QUICK HITS

- Texas concludes the 2014 regular season with a three-game series at Kansas State. The Longhorns enter the weekend in a tie for fourth place in the conference standings with Texas Tech at 11-10. Texas, which owns the tiebreaker over Texas Tech, can finish no higher than fourth and no lower than sixth in the league.
- The Longhorns have not played an official game in 12 days after their game against Texas State was cancelled in the top of the fifth inning on Tuesday due to weather.
- Texas leads the all-time series with Kansas State, 45-14-1, including an 18-5 mark on the road.
- The Texas pitching staff ranks second in the Big 12 and 10th nationally with a 2.34 ERA. As a staff, Texas is holding opponents to a .230 batting average which is also second best in the league.
- After committing nine errors in the series at West Virginia, the Longhorns dropped to fourth in the league and 33rd nationally in fielding percentage (.975). Texas, however, turned eight double plays in the series and ranks second in the Big 12 and 11th nationally in that category (52).
- Designated hitter Madison Carter is hitting a team-best .340 and is coming off a series at West Virginia in which he went 7-for-11 (.636) with four runs.
- Mark Payton leads the Big 12 in on-base percentage (.466) and walks (42), is third in triples (5) and ranks 10th in batting average (.330). Payton has reached base safely in 88 consecutive games dating back to last season, which is the longest streak nationally and the second longest in Big 12 history (93 - Nick Martini, K-State, 2009-11).
- Carter (18-52, .346), Tres Barrera (39-122, .320), Zane Gurwitz (34-108, .315) and Ben Johnson (39-124, .315) have been the offensive leaders since March 11.
- Texas ranks 11th in the official NCAA RPI and has played the 10th most difficult schedule in the country according to BoydsWorld.com. The Longhorns have an 11-10 record against teams in the RPI top 35, including 7-3 in road and neutral games. Against the RPI top 100, Texas is 25-14.

## PROBABLE POSITION STARTERS

NO.	PLAYER	POS	YR	B/T	AVG	G-GS	AB	R	H	2B	3B	HR	RBI	SB
1	Tres Barrera	C	Fr.	R/R	.266	47-45	169	22	45	10	2	2	26	0
42	Kacy Clemens	1B	Fr.	L/R	.217	47-45	143	17	31	4	0	0	9	0
8	Brooks Marlow	2B	Jr.	L/R	.262	49-49	191	32	50	7	1	2	17	3
9	C.J. Hinojosa	SS	So.	R/R	.273	49-49	176	20	48	7	0	1	24	3
50	Zane Gurwitz	3B	Fr.	R/R	.280	43-41	143	19	40	7	0	1	21	6
14	Ben Johnson	LF	So.	R/R	.287	49-49	174	36	50	7	3	5	26	19
2	Mark Payton	CF	Sr.	L/L	.330	49-49	176	24	58	11	5	1	30	13
4	Collin Shaw	RF	Jr.	R/R	.254	43-38	130	15	33	4	1	0	18	9
35	Madison Carter	DH	Sr.	R/R	.340	24-15	53	14	18	2	0	0	5	1

## PROBABLE STARTING PITCHER

NO.	PLAYER	R/L	YR	W-L	ERA	APP	GS	SV	IP	H	R	ER	BB	SO
32	Dillon Peters	L	Jr.	5-3	2.50	11	11	0	68.1	68	24	19	18	42
36	Nathan Thornhill	R	Sr.	6-2	1.75	15	10	2	72.0	51	14	14	25	45
24	Parker French	R	Jr.	5-4	2.27	13	12	0	75.1	67	33	19	28	50

## Big 12 Standings (through 5/14)

School	Big 12	Pct.	Overall	Pct.
Oklahoma St.	16-5	.762	39-13	.750
TCU	15-6	.714	36-14	.720
Kansas	15-9	.625	33-21	.611
<b>Texas</b>	<b>11-10</b>	<b>.524</b>	<b>34-15</b>	<b>.694</b>
Texas Tech	11-10	.524	37-16	.698
West Virginia	9-11	.450	27-21	.563
Baylor	7-13	.350	23-27	.460
Oklahoma	7-14	.333	27-25	.519
Kansas State	4-17	.190	24-28	.462

## Upcoming Schedule

## TUESDAY, MAY 13

Maryland 4, West Virginia 2  
 Oklahoma State 8, Oral Roberts 3  
 Baylor 5, UT San Antonio 3

**Texas State at Texas - Cancelled**

UT Arlington at TCU - Cancelled  
 Oklahoma at Dallas Baptist - Cancelled

## THURSDAY, MAY 15

West Virginia at Texas Tech\* [FSSW+] 6:30 p.m.  
 TCU at Baylor\* [FSSW] 6:30 p.m.  
 Oklahoma vs. Oklahoma State\* [FCS] 7:00 p.m.

## FRIDAY, MAY 16

West Virginia at Texas Tech\* 6:30 p.m.  
**Texas at Kansas State\* [Cox/TWC] 6:30 p.m.**  
 TCU at Baylor\* [FSSW] 6:30 p.m.  
 Oklahoma vs. Oklahoma State\* 7:00 p.m.

## SATURDAY, MAY 17

West Virginia at Texas Tech\* 2:00 p.m.  
 TCU at Baylor\* [FSSW+] 3:00 p.m.  
 Kansas at Michigan 5:00 p.m.  
**Texas at Kansas State\* [FCS] 6:30 p.m.**  
 Oklahoma vs. Oklahoma State 7:00 p.m.

## SUNDAY, MAY 18

Kansas at Michigan Noon  
**Texas at Kansas State\* [FS1] 3:30 p.m.**

## QUICK HITS CONTINUED...

- A pair of Longhorns earned national acclaim two weeks ago for their success on and off the field. Senior Mark Payton was named one of 10 finalists for the Senior CLASS Award, while redshirt sophomore John Curtiss was named to the Academic All-District 7 team.
- The Longhorns are 15-1 when scoring six or more runs this year.
- The Longhorns are 9-3 in one-run games this season.
- Texas has allowed three runs or fewer in 37 games this year (31-6 record).
- In addition to Payton leading the league in walks, Brooks Marlow is tied for third with 36 and Kacy Clemens is tied for seventh with 33.
- Head coach Augie Garrido surpassed Gordon Gillespie for the most wins (1,894) by any college baseball coach at any level with the 5-1 win over Texas State on March 25. He now has 1,908 victories.
- Texas' 44 hits in the Texas Tech series were the most in a three-game series since March 16-18, 2012, when the Longhorns had 45 at Oklahoma.
- Texas swept Oklahoma with great offensive balance. Eight of nine starters had at least one hit Friday, while all nine had at least one on Saturday and Sunday. Texas scored 25 runs and hit .310 as a team in the series. Every Longhorn starter scored at least two runs and six had three or more RBI.
- The Longhorns are 17-2 when scoring in the first inning this season. The two losses came on March 29 at Texas Tech and April 19 vs. TCU.
- The Longhorns are second in the Big 12 with eight shutouts, trailing only TCU which has 13. Texas also ranks t-14th nationally.
- Texas is No. 9 in the country in Iterative Strength Rating, according to college baseball site *Boyd'sWorld.com* (see more - page 3). The Longhorns have played the tenth most difficult schedule according to *Boyd'sWorld*.
- The Texas bullpen had a streak of 30 consecutive scoreless innings snapped when it surrendered five runs in the ninth inning against Kansas on March 16. On the year, the bullpen has a 1.58 ERA, while the starters have a 2.47 ERA.
- Texas is 37-7 when scoring two runs or more.
- Texas has stolen 55 bases on 63 attempts this season, with Ben Johnson (19-19), Mark Payton (13-14) and Collin Shaw (9-13) leading the way. The Longhorns have been excellent against the run, with opponents stealing just 22 bases on 33 attempts. That's the lowest number in the Big 12, with TCU ranking second (28-43).
- Texas leads the nation with 77 sacrifice bunts.
- Three pitchers with a combined 40 starts from last year return in 2014: Dillon Peters (14), Parker French (13) and Nathan Thornhill (13). The Longhorns return seven total pitchers from the 2013 staff which ranked seventh nationally in ERA (2.61).
- The 2013 UT recruiting class was ranked second nationally by *Baseball America*. Five players ranked in the *Baseball America* 500: right-handed pitcher Lukas Schiraldi (No. 162), third baseman Andy McGuire (No. 198), catcher Tres Barrera (No. 200), infielder Bret Boswell (No. 221) and right-handed pitcher Blake Goins (No. 256). The class is comprised of 12 freshmen and one junior-college transfer in Schiraldi.
- Five of the 13 incoming players were selected in the 2013 MLB Draft but chose to report to campus rather than sign professional contracts. Goins was selected in the 12th round, left-handed pitcher Josh Sawyer was taken in the 32nd round, Schiraldi and infielder/right-handed pitcher Kacy Clemens were picked in the 35th round, and McGuire was taken in the 36th round.
- Seniors Mark Payton (OF) and Nathan Thornhill (RHP) return to The Forty Acres after being selected in the MLB draft in the 16th and 24th rounds, respectively.
- Payton led the 2013 squad in nearly every hitting category including: batting average (.393), hits (70), doubles (11), triples (8), RBIs (29), total bases (97), slugging percentage (.545), walks (28), on-base percentage (.483), and sac bunts (7).
- Twenty-two players were named to the Big 12 Commissioner's Honor Roll in the fall 2013 semester for earning a 3.0 grade-point-average or higher. Of Texas' incoming class of 13 student-athletes, 10 made the honor roll.

## Quick Facts

## UNIVERSITY AND ATHLETICS

School \_\_\_\_\_ University of Texas  
 City/Zip \_\_\_\_\_ Austin, TX 78713-7399  
 Founded \_\_\_\_\_ 1883  
 Enrollment \_\_\_\_\_ 52,076 (39,995 undergraduate)  
 Nickname \_\_\_\_\_ Longhorns  
 School Colors\_ Burnt Orange & White (Pantone 159)  
 Home Field/Capacity \_ UFCU Disch-Falk Field /6,649  
 Date Opened \_\_\_\_\_ February 17, 1975  
 Surface \_\_\_\_\_ FieldTurf  
 Dimensions \_\_\_\_\_ LF - 340, CF - 400, RF - 325,  
 \_\_\_\_\_ Alleys - 375  
 Affiliation \_\_\_\_\_ NCAA Division I  
 Conference \_\_\_\_\_ Big 12 Conference  
 President \_\_\_\_\_ William C. Powers, Jr.  
 Alma Mater/Year \_\_\_\_\_ California, 1967  
 Director of Athletics \_\_\_\_\_ Steve Patterson  
 Alma Mater/Year \_\_\_\_\_ Texas, 1980  
 Athletic Department Phone \_\_\_\_\_ (512) 471-6036  
 Ticket Office Phone \_\_\_\_\_ (512) 471-3333

## HISTORY

First Year of Baseball \_\_\_\_\_ 1895  
 All-Time Collegiate Record \_\_\_\_ 3,240-1,067-28 (.752)  
 All-Time Overall Record \_\_\_\_ 3,410-1,215-32 (.737)  
 Years in CWS/Last \_\_\_\_\_ 34/2011  
 Years in NCAA Regionals/Last \_\_\_\_\_ 53/2011

## COACHES &amp; SUPPORT STAFF

Head Coach \_\_\_\_\_ Augie Garrido  
 Alma Mater/Year \_\_\_\_\_ Fresno State, 1961  
 Record at School/Years \_\_\_\_\_ 757-362-2 (.676)/18  
 Career Record/Years \_\_\_\_\_ 1,908-886-9 (.683)/46  
 Baseball Office Phone \_\_\_\_\_ (512) 471-5732  
 Baseball Office Fax \_\_\_\_\_ (512) 471-5516  
 Assistant Coach \_\_\_\_\_ Skip Johnson  
 Alma Mater/Year \_\_\_\_\_ UT Pan American, 1990  
 Assistant Coach \_\_\_\_\_ Tommy Nicholson  
 Alma Mater/Year \_\_\_\_\_ Texas, 2006  
 Volunteer Assistant Coach \_\_\_\_\_ Ryan Russ  
 Alma Mater/Year \_\_\_\_\_ Texas, 2011  
 Director of Baseball Operations \_\_\_\_\_ Drew Bishop  
 Baseball Academic Counselor \_\_\_\_\_ Dr. Randa Ryan  
 Baseball Administrative Associate \_\_\_\_\_ Heather Vacek  
 Baseball Athletic Trainer \_\_\_\_\_ Michael West  
 Baseball Strength Coaches \_ Lance Sewell, Ryan Ford  
 Baseball Equipment Manager \_\_\_\_\_ Vince Alcazar

## MEDIA INFORMATION

Radio Station \_\_\_\_\_ KVET (1300 AM/98.1 FM)  
 Contact/Play-By-Play \_\_\_\_\_ Craig Way  
 Address \_\_\_\_\_ 705 North Lamar, Austin, TX 78703  
 Phone \_\_\_\_\_ (512) 684-7434  
 Fax \_\_\_\_\_ (512) 473-2233  
 Web Site \_\_\_\_\_ www.TexasSports.com

**BULLPEN SECURING THE WIN** - When holding a lead after six innings, the Longhorns have a 27-1 record this year (lone loss came to TCU on April 19, when Texas surrendered a 1-0 lead). That's in large part due to a bullpen that has a collective 1.74 ERA, surrendering just 41 runs (32 earned) in 165.1 innings of work. The biggest contributors have been (relief numbers only listed): LHP Travis Duke (0.00 ERA, 18 1/3 IP), RHP Chad Hollingsworth (1.12 ERA, 32 2/3 IP), RHP John Curtiss (1.01 ERA, 26 2/3 IP), RHP Morgan Cooper (2.68 ERA, 37 IP) and LHP Ty Culbreth (1.93 ERA, 23 1/3 IP). Collectively, those five pitchers have a 1.50 ERA in 138 innings pitched.

**DOUBLE PLAY DUO** - Texas is second in the Big 12 and t-12th nationally with 52 double plays. Second baseman Brooks Marlow and shortstop C.J. Hinojosa have played a large part, with Marlow involved in 44 of the double plays and Hinojosa 35. The pair was also effective last season, when Hinojosa helped turn 31 and Marlow 23. First baseman Kacy Clemens, meanwhile, has been in on 40 of the double plays this season and is fielding at a .990 clip. Marlow's fielding percentage is .992.

**SERIES HISTORY** - Texas leads the all-time series with Kansas State, 45-14-1, including an 18-5 mark on the road. Texas has won 13 of the last 15 series, however, the Wildcats took two out of three last season in Austin.

**QUALITY STARTS** - Texas starting pitchers have allowed just 82 earned runs in 272.2 innings this season (2.71 ERA). Combined, they have a 21-12 record and opponents are hitting just .240.

Player	ERA	W-L	Starts	IP	H	R	ER	BB	Ks	b/avg
John Curtiss	0.00	0-0	1	2.0	1	0	0	1	2	.167
Nathan Thornhill	1.95	4-2	9	60.0	36	13	13	18	36	.176
Parker French	2.11	5-3	11	68.1	59	29	16	25	47	.238
Dillon Peters	2.50	5-3	11	68.1	68	24	19	18	42	.267
Lukas Schiraldi	4.05	6-2	10	53.1	46	25	24	28	30	.238
Blake Goins	4.15	1-0	4	8.2	10	4	4	6	6	.286
<b>Totals</b>	<b>2.71</b>	<b>21-12</b>	<b>49</b>	<b>272.2</b>	<b>239</b>	<b>104</b>	<b>82</b>	<b>102</b>	<b>168</b>	<b>.240</b>

**STARTING ROTATION** - Texas' weekend rotation has a cumulative 2.17 ERA, the eighth-best mark nationally.

Rk.	Team	Cum. ERA	Weekend Starters (Minimum: 8 starts per pitcher)
1	UAB	1.57	Chase Mallard (1.12), Alex Luna (1.41), Johnny Lieske (2.39)
2	FIU	1.67	Mike Franco (1.12), Cody Crouse (2.36), Chris Mourelle (1.70)
3	TCU	1.68	Brandon Finnegan (1.66), Preston Morrison (1.28), Tyler Alexander (2.23)
4	Oregon St.	1.80	Ben Wetzler (0.94), Andrew Moore (2.92), Jace Fry (1.64)
5	UC Irvine	2.00	Andrew Morales (1.02), Elliot Surrey (1.99), Evan Brock (3.23)
6	CSF	2.01	Thomas Eshelman (1.92), Justin Garza (3.12), Grahmann Wiest (1.49)
7	G. Mason	2.04	Anthony Montefusco (1.73), Jarey Gaynor (1.83), John Williams (2.96)
8	Texas	2.17	Parker French (2.27), Dillon Peters (2.50), Nathan Thornhill (1.75)
9	Army	2.18	Alex Robinett (2.02), Gunnar Carroll (2.20), Nick Dignacco (2.34)
10	Wichita St.	2.24	A.J. Ladwig (1.20), Cale Elam (2.25), Sam Tewes (3.57)

**TOUGH SCHEDULE** - Texas has faced the tenth most difficult schedule in the nation according to BoydsWorld.com, and ranks ninth in their Iterative Strength Rating. The Longhorns have played a series against Texas Tech, which is 18th in the rating, TCU which is 10th, Oklahoma State which is 15th, West Virginia which is 42nd, Stanford which is 34th, Kansas which is 35th, along with an individual game against Houston (#11), Dallas Baptist (#44), Sam Houston State (#30) and three games against Rice (#17).

**NON-CONFERENCE SUCCESS** - Since 2009, Texas is 139-48 in non-conference play, a .743 winning percentage. The Longhorns were 20-6 against non-conference foes last year and are 23-5 this season.



## Records at UFCU Disch-Falk Field

Season	Record	Pct.
1975	38-4	.905
1976	29-12	.707
1977	46-4	.920
1978	30-10	.750
1979	43-4	.915
1980	41-9	.820
1981	53-5-1	.907
1982	45-2	.957
1983	52-12	.812
1984	47-7	.870
1985	50-5	.909
1986	43-10	.811
1987	50-5	.909
1988	43-7	.860
1989	41-9	.820
1990	40-12	.769
1991	40-11	.784
1992	31-7	.816
1993	46-8	.852
1994	39-15	.722
1995	35-3	.921
1996	29-16	.644
1997	22-16	.579
1998	17-13-1	.565
1999	22-10	.688
2000	30-9	.769
2001	25-10	.714
2002	34-6	.850
2003	31-8	.795
2004	34-5	.872
2005	36-5	.878
2006	25-6	.806
2007	25-6	.806
2008	19-12	.613
2009	32-7-1	.813
2010	35-6	.854
2011	36-9	.800
2012	20-7	.741
2013	22-10	.688
2014	21-10	.677

**Totals** \_\_\_\_\_ **1,397-332-3** \_\_\_\_\_ **.808**

**WEEKLY HONORS** - Four Longhorns have earned Big 12 weekly honors this season.

- Mark Payton was named Player of the Week on Feb. 17 after going 9-for-17 (.529) in a four-game series at Cal. The senior had a double, triple and home run on the weekend to go along with four RBI and three runs. Payton went 4-for-5 with runners on base.
- Dillon Peters was named Pitcher of the Week on March 3. Peters pitched eight shutout innings against then No. 12/15 Rice on Feb. 28, leading Texas to a 2-0 victory. The junior struck out six, allowed just four hits and didn't issue a walk.
- Tres Barrera was named Big 12 Newcomer of the Week on March 31. The freshman went 8-for-19 (.421) with a .737 slugging percentage on the week with three doubles, seven RBI and his first career home run.
- Nathan Thornhill earned Big 12 Pitcher of the Week honors on April 14 after he tossed a complete game in an 8-1 win over Oklahoma. The senior struck out a season-high six and allowing just one run on five hits. Thornhill worked five 1-2-3 innings and allowed just one runner past second base in the game.

**PITCHING ON PAR** - The Texas pitching staff has been excellent this season, staying up to par for recent years. Through the season's first 49 games the Longhorns have a 2.35 team ERA, having surrendered just 114 earned runs in 437 innings of work. That is the best start by a Texas pitching staff since 2011. It is also Texas' best record in the first 49 games since starting 37-12 in 2011.

Year	W-L	ERA	IP	H	R	ER	BB	SO
2014	34-15	2.35	437.0	365	145	114	158	280
2013	26-23	2.57	431.0	356	158	123	134	309
2012	29-20	3.43	443.1	392	215	169	150	379
2011	37-12	2.20	449.2	313	138	110	147	422
2010	41-8	2.14	445.0	337	127	106	135	426
2009	36-12-1	2.66	436.0	371	163	129	125	390

**COMEBACK WINS** - The Longhorns have several comeback wins this season.

- The Longhorns trailed UTPA on April 22 until Ben Johnson tied it up, 4-4, with a solo home run in the sixth inning. Mark Payton had the go-ahead RBI single in the 8th.
- Trailing 8-6 entering the seventh inning against Oklahoma on April 11, Texas rallied to win the game 10-8 in extra innings. C.J. Hinojosa had a solo homer in the 10th.
- On April 4 against Baylor, Texas overcame a 4-2 deficit with two outs in the ninth inning with a bases loaded, three-run double by Payton to win the game.
- Texas' 2-1, comeback win over UTPA on Feb. 25 was its first since the 2012 season when trailing after eight innings.
- The Horns were 0-20 last year when trailing after eight.
- All three of the Longhorns' wins against Hawai'i were come from behind victories.
- Texas is 11-10 this season when the opponent scores first.

**GOING EXTRAS** - Texas is 3-0 in extra inning games this year (2-1 win over UTPA in 11 innings on Feb. 25; a 5-2 win over Texas Tech in 12 innings on March 31; and a 10-8, 10-inning victory over Oklahoma on April 11). The Longhorns were 1-2 in extras in 2013.

**CURTISS COMES BACK** - Redshirt sophomore John Curtiss made his return to the mound for Texas on Feb. 25 vs. UTPA, starting and logging two innings with two strikeouts. Curtiss, whose last appearance prior to that was on May 24, 2012 in the Big 12 Tournament, made his come-back from Tommy John and thoracic outlet syndrome surgeries. So far this season, Curtiss has logged 28 2/3 innings, allowing three earned runs (0.94 ERA) while striking out 19. He's taken over the closer role and has seven saves in eight opportunities.

**MODEL OF CONSISTENCY** - Senior center fielder Mark Payton is back for his senior season after starting 167 games in his first three years at UT. Payton led the Big 12 and ranked 12th nationally with a .393 batting average last year, the highest mark by a Longhorn since Dustin Majewski hit .401 in 2002. He's one of just two Longhorns to hit .390 or better in a season in the last 25 years (also Majewski). Payton became the first Longhorn to win the Big 12 batting title since Seth Johnston in 2005 (.378).

- Payton has been a model of consistency for UT, having reached base in 146 of 151 games over the last two-plus years (49-49 in 2014, 47-50 in 2013, 50-52 in 2012). Dating back to last year, he is on an 88-game streak of having reached base safely which leads

## Stat Comparison

## Texas

## Kansas State

## Offense

.259	Batting Average	.286
.341	Slugging %	.370
.356	On Base %	.383
67	Doubles	77
13	Triples	11
12	Home Runs	15
220	Runs	305
215	Walks	219
33	HBP	74
55-63	SB-Att.	82-98

## Pitching/Defense

2.35	ERA	4.80
437.0	Innings Pitched	446.2
1	Complete Games	4
8	Shutouts	6
14	Saves	5
158	Walks	162
280	Strikeouts	248
.230	Opponent B/Avg.	.290
.975	Fielding %	.964
49	Errors	72
52	Double Plays	39

the nation. Last year he led the team with 20 multiple hit games and has achieved that feat 17 times this year.

- On the season, Payton is batting .330 (58-176) and has a .932 OPS (.466 slugging + .466 on-base).

- Payton is now alone in second in school and Big 12 history with 19 career triples. He needs just one more to match Bill Bates' (1983-85) school record and Jeff Liese (2000-03) of Nebraska's Big 12 record.

**PAYTON NAMED SENIOR CLASS AWARD FINALIST** - Mark Payton was named one of 10 finalists for the Senior CLASS Award on April 30. The award is presented annually to a NCAA Division I senior who has notable achievements in four areas of excellence – community, classroom, character and competition. An acronym for Celebrating Loyalty and Achievement for Staying in School®, the Senior CLASS Award focuses on the total student-athlete and encourages students to use their platform in athletics to make a positive impact as leaders in their communities. Payton's Senior CLASS bio can be viewed here: [http://www.seniorclassaward.com/athletes/mark\\_payton/](http://www.seniorclassaward.com/athletes/mark_payton/). The 30 candidates will be narrowed to 10 finalists midway through the regular season, and those 10 names will be placed on the official ballot. The Senior CLASS Award winner will be announced during the 2014 College World Series® in June.

**TWO-OUT PRODUCTION** - Payton has been at the top of his game when coming to bat with two outs. The senior is 19-for-63 with 13 RBI on the season and has started several key two-out rallies: against Baylor on 4/4, he delivered a two-out bases loaded double in the bottom of the ninth, giving the Longhorns a 5-4 walk-off victory; his two-out single in the fifth inning of game three at Cal led to a two-run inning in a game that UT won 6-2; his two-out single in the fifth inning against TAMU-CC on 2/18 led to a five-run inning; against Stanford on 2/21, he had a two-run triple with two outs that started a five-run inning; on 2/22 vs. Stanford, with the game tied 2-2 in the seventh inning, Payton worked an eight-pitch at bat and hit a run-scoring single to give Texas the lead; on 3/8 vs. Hawai'i, down 2-0 in the fifth he hit a two-run triple to tie the game. The Longhorns went on to win, 3-2; on 3/16 against Kansas he hit an RBI double to tie the game at one apiece.

- C.J Hinojosa (18-for-61), Ben Johnson (16-51) and Madison Carter (8-for-18) have also provided key two-out hits.

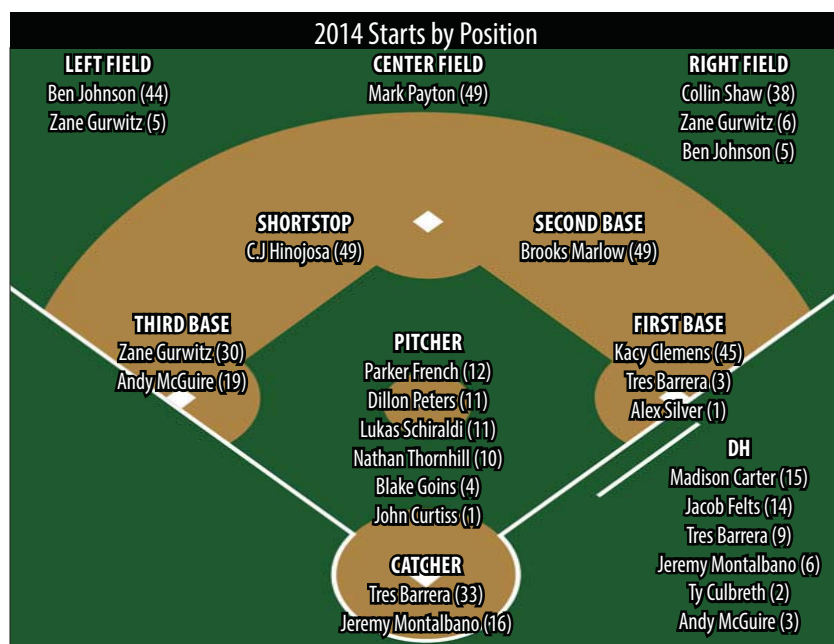
- Of Texas' 220 runs this season, 91 have come with two outs.

**WALKING OFF** - Texas has three walk-off wins this season.

- Senior Mark Payton had a walk-off three-run double down the left field line with two outs in the bottom of the ninth against Baylor on April 4, giving the Horns a 5-4 win.

- Senior Jacob Felts' single to center in the bottom of the 11th inning vs. UTPA on Feb. 25 scored Alex Silver to give Texas a 2-1 win.

- Against Stanford on Feb. 22, Collin Shaw scored from third base on a wild pitch in the



bottom of the ninth to lift Texas to a 4-3 win.

Prior to that, Texas' last win on a walk-off hit was March 16, 2013, on a double by Felts vs. Texas Tech. Felts also had a game-winning hit vs. Hawai'i on March 7, breaking a 2-2 tie with a run-scoring single in the eighth inning.

**A LOOK AT THE STAFF** - Head coach Augie Garrido enters his 18th season at Texas and 46th overall with a career record of 1,908-886-9. He is assisted by Skip Johnson (eighth season at Texas), Tommy Nicholson (fourth season at Texas) and Ryan Russ (third season at Texas). Johnson has led UT to top-10 national finishes in ERA in five of his seven seasons on the Forty Acres. Nicholson, a volunteer assistant in 2009 and 2010, returned to the staff as an assistant coach prior to last season. He coaches the infielders and hitters and helped the Longhorns lead the Big 12 in fielding percentage last season. Russ, in his third season as volunteer assistant, coaches the outfielders and helps coach the hitters.

**ACADEMIC SUCCESS** - The Texas baseball team has a long history of academic success.

- Since 2006, over 30 Texas Baseball student-athletes have returned to campus to earn their degrees.
- The program has posted a perfect score of 1,000 Academic Progress Rate (APR) from 2007-11 and has received APR Public Recognition Awards four times for having multiyear Academic Progress Rates in the top 10 percent in their sport (2008-09, 2009-10, 2010-11, 2011-12).
- The team earned the College World Series Award for the team with the highest GPA in 2009 and 2011.
- The team has had six consecutive semesters of a GPA of 3.0 or better and currently holds a 3.2 GPA. Over 70% of students on the team holds a cumulative GPA of 3.0 or better.

**HONORING JAMES STREET** - Texas will honor the late James Street, who passed away in September of 2013, throughout the season by wearing a "JS" decal on their hats and helmets. A two-sport star, Street helped lead UT to three consecutive College World Series appearances and posted a career record of 29-8. Street ranks sixth in UT history with 21 complete games and ninth with a career 1.86 ERA and 302 strikeouts. He threw a perfect game in 1970 (vs. Texas Tech) and a no-hitter in 1969 (vs. SMU). Street was a two-time second-team All-America selection and a three-time All-SWC choice. On the football field, Street was a perfect 20-0 as a starting quarterback from 1968-69 and helped lead UT to the 1969 National Championship. The Longhorns posted a perfect 11-0 record (7-0 in the Southwest Conference) and capped off their second national title with a 21-17 victory against No. 9 Notre Dame in the 1970 Cotton Bowl. Street earned consensus All-SWC honors that season.

**TOP PROSPECTS** - Texas had eight total players appear in *Baseball America's* preseason Top 50 prospects rankings for each class.

Freshmen: Andy McGuire No. 13, Tres Barrera No. 33, Blake Goins No. 50.

Sophomore: C.J Hinojosa No. 31.

Juniors: Dillon Peters No. 30, Parker French No. 46.

Seniors: Mark Payton No. 6, Nathan Thornhill No. 17.

## NCAA Team Rankings (as of 5/12)

Statistic	Natl.	Conf.	Value
Walks	35	4	215
Batting Avg.	206	8	.259
Double Plays	12	2	52
Doubles	197	8	67
ERA	10	2	2.34
Fielding %	33	4	.975
Hit by Pitch	265	9	33
Hits	208	8	408
Hits Allowed/9 inn.	19	2	7.50
Home Runs	200	8	12
On-Base %	141	8	.356
Runs	197	8	220
Sac Bunts	1	1	77
Sac Flies	172	7	17
Scoring	210	8	4.5
Shutouts	14	2	8
Slugging %	204	8	.341
Stolen Bases	103	5	55
Strikeout/Walk Ratio	151	7	1.77
Strikeouts/9 inn.	225	7	5.8
Triples	71	4	13
WHIP	22	2	1.19
W-L %	29	4	.694
Walks Allowed/9 inn.	91	4	3.25

## NCAA Individual Rankings (as of 5/12)

Statistic	Player	Natl.	Conf.	Value
Walks	Payton	7	1	42
	Marlow	35	2	36
	Clemens	67	6	33
Batting Avg.	Payton	299	12	.330
ERA	Thornhill	49	5	1.75
	French	118	9	2.27
	Peters	179	12	2.50
Hits Allowed/9 inn.	Thornhill	44	3	6.38
On-Base %	Payton	42	1	.466
Sac Bunts	Hinojosa	18	2	13
	Carter	102	12	9
	Marlow	157	13	8
Sac Flies	Johnson	81	5	5
	Hinojosa	174	9	4
Saves	Curtiss	63	4	8
Stolen Bases	Johnson	57	2	19
	Payton	184	9	13
Triples	Payton	24	3	5
	Johnson	142	8	3
Victories	Thornhill	145	7	6
	Schiraldi	145	7	6
WHIP	Thornhill	102	6	1.06

## TEXAS SERIES-BY-SERIES BREAKDOWN

## Hitting

Opponent	W-L	Avg.	AB	R	H	2B	3B	HR	RBI	SLG%	BB	SO	OB%	SB-SA
California	2-2	.240	129	12	31	2	1	2	11	.318	12	19	.310	1-1
TAMU-CC	1-0	.333	33	10	11	1	1	0	5	.424	1	5	.395	2-4
Stanford	2-1	.277	94	18	26	4	3	0	15	.383	20	10	.397	2-3
UTPA	1-0	.129	31	2	4	0	0	0	2	.129	8	4	.217	0-1
Houston C.C.	3-0	.233	86	8	20	4	0	0	7	.279	10	18	.323	2-2
Valparaiso	1-0	.273	33	7	9	1	0	0	7	.303	4	3	.351	2-2
Hawai'i	3-1	.226	115	11	26	1	2	0	10	.270	17	18	.326	5-5
Texas State	1-0	.265	34	6	9	0	2	1	5	.471	1	8	.297	1-2
Kansas	1-2	.185	92	5	17	5	0	0	4	.239	4	14	.219	1-2
Dallas Baptist	1-0	.333	30	5	10	2	1	0	5	.467	5	6	.459	1-1
Columbia	3-0	.333	96	24	32	7	1	0	20	.427	16	11	.436	3-3
Texas State	1-0	.333	30	5	10	2	0	1	5	.500	5	5	.417	0-0
Texas Tech	2-1	.328	130	20	44	8	0	3	19	.469	15	23	.427	6-7
Rice	1-0	.286	35	5	10	1	0	0	4	.314	8	7	.400	1-1
Baylor	3-0	.272	92	15	25	8	0	0	14	.359	13	10	.361	3-4
Rice	0-1	.040	25	2	1	0	0	0	1	.040	7	7	.294	1-1
Oklahoma	3-0	.310	116	25	36	9	1	2	22	.457	15	18	.407	3-3
UTA	1-0	.276	29	10	8	1	1	1	9	.483	8	4	.432	3-3
TCU	0-3	.181	94	1	17	1	0	0	1	.191	6	28	.245	1-1
UTPA	1-0	.281	32	5	9	1	0	1	4	.406	8	5	.425	2-2
Oklahoma St.	1-2	.196	92	7	18	2	0	1	7	.250	18	7	.339	6-6
PV A&M	1-0	.222	27	6	6	2	0	0	6	.296	8	0	.400	5-5
West Virginia	1-2	.279	104	11	29	5	0	0	10	.327	6	20	.330	4-4
Texas State	N/A													
Kansas State														
<b>Totals:</b>	<b>34-15</b>	<b>.259</b>	<b>1577</b>	<b>220</b>	<b>408</b>	<b>67</b>	<b>13</b>	<b>12</b>	<b>194</b>	<b>.341</b>	<b>215</b>	<b>250</b>	<b>.356</b>	<b>55-63</b>

## Pitching

Opponent	W-L	ERA	IP	H	R	ER	BB	SO	2B	3B	HR	B/Avg.	WP	HP
California	2-2	1.06	34.0	27	11	4	13	16	4	0	0	.223	1	2
TAMU-CC	1-0	0.00	8.0	7	0	0	4	6	1	0	0	.233	2	1
Stanford	2-1	5.88	26.0	30	17	17	12	20	6	1	1	.297	1	3
UTPA	1-0	0.82	11.0	10	1	1	5	6	2	0	0	.263	0	0
Houston C.C.	3-0	0.67	27.0	23	4	2	6	23	2	1	0	.225	1	0
Valparaiso	1-0	1.00	9.0	4	1	1	6	7	0	0	0	.129	2	0
Hawai'i	3-1	2.12	34.0	19	11	8	10	19	1	0	0	.171	2	2
Texas State	1-0	3.00	9.0	7	3	3	3	10	0	0	0	.200	1	0
Kansas	1-2	3.00	27.0	22	10	9	10	16	2	0	0	.232	2	4
Dallas Baptist	1-0	0.00	9.0	2	0	0	3	4	0	0	0	.077	0	2
Columbia	3-0	0.67	27.0	23	4	2	10	13	6	0	0	.237	1	0
Texas State	1-0	1.00	9.0	2	1	1	3	8	0	0	0	.071	0	0
Texas Tech	2-1	2.79	29.0	26	11	9	11	13	3	0	0	.236	5	4
Rice	1-0	2.00	9.0	7	2	2	3	3	0	0	0	.219	3	0
Baylor	3-0	2.00	27.0	19	7	6	9	22	4	1	0	.207	2	2
Rice	0-1	7.00	9.0	13	7	7	5	4	1	0	0	.351	2	1
Oklahoma	3-0	1.93	28.0	22	11	6	8	16	6	0	0	.218	1	0
UTA	1-0	2.00	9.0	6	2	2	3	4	1	0	0	.176	0	1
TCU	0-3	2.33	27.0	22	8	7	8	21	5	1	0	.227	1	3
UTPA	1-0	3.00	9.0	10	4	3	4	9	1	0	0	.313	0	0
Oklahoma St.	1-2	3.00	27.0	20	10	9	9	22	1	0	2	.213	3	2
PV A&M	1-0	3.00	9.0	8	3	3	3	12	1	1	0	.229	0	0
West Virginia	1-2	4.32	25.0	36	17	12	10	6	5	0	1	.340	4	2
Texas State	N/A													
Kansas State														
<b>Totals:</b>	<b>34-15</b>	<b>2.35</b>	<b>437.0</b>	<b>365</b>	<b>145</b>	<b>114</b>	<b>158</b>	<b>280</b>	<b>52</b>	<b>5</b>	<b>4</b>	<b>.230</b>	<b>34</b>	<b>29</b>

## THIS WEEK'S NATIONAL RANKINGS

## BASEBALL AMERICA (as of 5/12)

1. Virginia .....	41-9 .....	1
2. Oregon State .....	38-8 .....	2
3. Louisiana-Lafayette .....	46-7 .....	3
4. Florida State .....	39-12 .....	4
5. Washington .....	36-11 .....	6
6. Cal. Poly .....	41-10 .....	7
7. Miami (Fla.) .....	38-14 .....	8
8. Florida .....	34-18 .....	4
9. Indiana .....	35-12 .....	9
10. Louisville .....	40-12 .....	10
11. Mississippi .....	37-15 .....	11
12. Oklahoma State .....	35-13 .....	13
13. TCU .....	36-14 .....	12
14. Rice .....	34-16 .....	14
15. LSU .....	36-14 .....	15

## COLLEGIATE BASEBALL NEWSPAPER (as of 5/12)

Team .....	W-L .....	Pvs
1. Oregon State .....	38-8 .....	1
2. Virginia .....	41-9 .....	2
3. Louisiana-Lafayette .....	46-7 .....	3
4. Miami (Fla.) .....	38-14 .....	5
5. Washington .....	36-11-1 .....	7
6. Florida State .....	39-12 .....	6
7. Oklahoma State .....	38-13 .....	9
8. Indiana .....	35-12 .....	8
9. TCU .....	36-14 .....	10
10. Florida .....	34-18 .....	4
11. Louisville .....	40-12 .....	12
12. Cal. Poly .....	41-10 .....	11
13. Mississippi .....	37-15 .....	13
14. Vanderbilt .....	38-14 .....	17
15. LSU .....	36-14-1 .....	15

## PERFECT GAME USA (as of 5/12)

Team .....	W-L .....	Pvs
1. Virginia .....	41-9 .....	1
2. Louisiana-Lafayette .....	46-7 .....	2
3. Oregon State .....	38-8 .....	3
4. Florida State .....	39-12 .....	5
5. Washington .....	36-11 .....	6
6. Cal. Poly .....	41-10 .....	7
7. Louisville .....	40-12 .....	8
8. Oklahoma State .....	38-13 .....	9
9. Miami (Fla.) .....	38-14 .....	12
10. Vanderbilt .....	38-14 .....	17
11. Florida .....	34-18 .....	4
12. Mississippi .....	37-15 .....	11
13. LSU .....	36-14 .....	10
14. Houston .....	39-13 .....	13
15. South Carolina .....	39-13 .....	14

## NCBWA (as of 5/12)

Team .....	W-L .....	Pvs
1. Oregon State .....	38-8 .....	1
2. Virginia .....	41-9 .....	2
3. Louisiana-Lafayette .....	46-7 .....	3
4. Florida State .....	39-12 .....	4
5. Louisville .....	40-12 .....	5
6. Cal. Poly .....	41-10 .....	6
7. Oklahoma State .....	38-13 .....	7
8. LSU .....	36-14-1 .....	8
9. South Carolina .....	39-13 .....	12
10. Vanderbilt .....	38-14 .....	10
11. Washington .....	36-11-1 .....	13
12. Houston .....	39-13 .....	14
13. Miami (Fla.) .....	38-14 .....	15
14. Florida .....	34-18 .....	11
15. Oregon .....	36-16 .....	9

## USA TODAY/ESPN (as of 5/12)

Team .....	W-L .....	Pvs
1. Virginia .....	41-9 .....	1
2. Oregon State .....	38-8 .....	2
3. Louisiana-Lafayette .....	46-7 .....	3
4. Florida State .....	39-12 .....	4
5. Cal. Poly .....	41-10 .....	5
6. Oklahoma State .....	38-13 .....	9
7. Louisville .....	40-12 .....	7
8. South Carolina .....	39-13 .....	11
9. Vanderbilt .....	38-14 .....	10
10. LSU .....	36-14-1 .....	6
11. Washington .....	36-11-1 .....	13
12. Miami (Fla.) .....	38-14 .....	15
13. Florida .....	34-18 .....	8
14. Mississippi .....	37-15 .....	14
15. Rice .....	34-16 .....	16

16. Houston .....	39-13 .....	16
17. South Carolina .....	39-13 .....	17
18. Vanderbilt .....	38-14 .....	18
19. Alabama .....	32-19 .....	19
20. Mississippi State .....	33-19 .....	21
21. Liberty .....	38-11 .....	22
22. Kansas .....	33-21 .....	NR
23. Pepperdine .....	34-14 .....	NR
24. UC Irvine .....	34-16 .....	23
25. Texas .....	34-15 .....	25

16. Mississippi State .....	33-19 .....	18
17. South Carolina .....	39-13 .....	19
18. Oregon .....	36-16 .....	14
19. Houston .....	39-13 .....	25
20. Rice .....	34-16 .....	21
21. UC Irvine .....	34-16 .....	16
22. Alabama .....	32-19 .....	20
23. Liberty .....	38-11 .....	29
24. Pepperdine .....	34-14 .....	22
25. Sam Houston State .....	37-14 .....	NR
26. Nebraska .....	34-17 .....	NR
27. Texas Tech .....	37-16 .....	27
28. Texas .....	34-15 .....	28
29. Stony Brook .....	31-15 .....	NR
30. Creighton .....	27-15-1 .....	NR

16. Indiana .....	35-12 .....	15
17. Rice .....	34-16 .....	16
18. TCU .....	36-14 .....	18
19. Alabama .....	32-19 .....	20
20. Mississippi State .....	35-19 .....	22
21. Liberty .....	38-11 .....	24
22. UC Irvine .....	34-16 .....	21
23. Texas .....	34-15 .....	23
24. Arkansas .....	32-21 .....	NR
25. Nebraska .....	34-17 .....	NR

16. Mississippi .....	37-15 .....	16
17. Rice .....	34-16 .....	18
18. Indiana .....	35-12 .....	19
19. Texas .....	34-15 .....	17
20. TCU .....	36-14 .....	20
21. Mississippi State .....	33-19 .....	21
22. Alabama .....	32-19 .....	23
23. Texas Tech .....	37-16 .....	24
24. Liberty .....	38-11 .....	26
25. Clemson .....	31-21 .....	22
26. Sam Houston State .....	37-14 .....	28
27. UC Irvine .....	34-16 .....	25
28. Nebraska .....	34-17 .....	29
29. Pepperdine .....	34-14 .....	27
30. UAB .....	34-16 .....	NR

16. Houston .....	39-13 .....	18
17. Oregon .....	36-16 .....	12
18. Indiana .....	35-12 .....	20
19. TCU .....	36-14 .....	19
20. Texas .....	34-15 .....	17
21. Mississippi State .....	33-19 .....	21
22. Alabama .....	32-19 .....	22
23. Texas Tech .....	37-16 .....	23
24. Liberty .....	38-11 .....	24
25. UC Irvine .....	34-16 .....	24

## TEXAS IN THE 2014 RANKINGS

	PG	CB	BA	BW	CP
Preseason	25	20	18	25	22
Feb. 17	-	25	18	-	22
Feb. 24	-	24	15	27	22
March 3	19	17	10	20	18
March 10	16	14	10	16	15
March 17	22	19	15	19	20
March 24	22	15	12	16	14
March 31	12	9	8	11	11
April 7	8	7	7	9	9
April 14	6	4	6	7	8
April 21	11	16	10	10	10
April 28	18	22	19	12	11
May 5	23	28	25	17	17
May 12	23	28	25	19	20
May 19	-	-	-	-	-
May 26	-	-	-	-	-

PG: Perfect Game USA; CB: Collegiate Baseball Newspaper; BA: Baseball America; BW: National Collegiate Baseball Writer's Association; CP: USA Today/ESPN Coaches Poll

## TEXAS' OPPONENTS IN 2014 (as of 5/14)

Opponent (Conference)	
Cal (Pac-12) .....	21-25
Texas A&M Corpus Christi (Southland) .....	30-22
Stanford (Pac-12) .....	24-22
UT-Pan American (WAC) .....	24-28
Rice (C-USA) .....	34-17
Houston (American Athletic) .....	40-13
Sam Houston State (Southland) .....	37-15
Valparaiso (Horizon) .....	20-26
Hawai'i (Big West) .....	19-28
Texas State (Sun Belt) .....	28-23
Dallas Baptist (Missouri Valley) .....	33-18
Columbia (Ivy League) .....	27-17
UT-Arlington (Sun Belt) .....	27-25
Prairie View A&M (SWAC) .....	19-28
Non-Conference .....	383-307-0 (.555)

Kansas .....	33-21
Texas Tech .....	37-16
Baylor .....	23-27
Oklahoma .....	27-25
TCU .....	36-14
Oklahoma State .....	39-13
West Virginia .....	27-21
Kansas State .....	24-28
Big 12 Conference .....	246-165-0 (.599)

Overall .....

629-472-0 (.571)



## Head Coach Augie Garrido



Seven trips to the College World Series (CWS). National Championships in both 2002 and 2005. Second-place finishes in 2004 and 2009. Seven Big 12 Conference Championships (2002, 2004, 2006, 2007, 2009, 2010, and 2011) and four league tournament crowns (2002, 2003, 2008 and 2009). These are the results and why head coach Augie Garrido was hired to guide the Texas baseball program in 1996.

During his first 17 years on the Forty Acres, Garrido became the all-time winningest coach in NCAA Division I baseball history by capturing his 1,428th career win on June 9, 2003, (a 6-5 Texas victory over then No. 1 Florida State during NCAA Super Regional action in Tallahassee, Fla.). He brought Texas back to the CWS for the first time since 1993 during the 2000 campaign, and returned the Horns to the pinnacle of collegiate baseball in 2002 by leading UT to a 57-15 record that produced the school's first-ever Big 12 regular-season and tournament championships as well as its first national title since 1983. He duplicated the feat in 2005, guiding the Longhorns to their sixth National Championship - the second-most for one school in NCAA history. Texas' rise under Garrido has been the culmination of inking 16 straight top 15 recruiting classes and producing teams that have stood tall against perennial powers such as LSU, Miami (Fla.), Stanford and USC. Now, in his 18th year in Austin, Garrido, who was selected as both the 2002 and 2005 National Coach of the Year, looks to keep the program in contention for college baseball's ultimate prize each and every season.

Garrido is the second coach in Division I baseball history to tally 1,700 or more career victories. He is one of only two Division I coaches to ever win 500 or more games at two different schools and the only coach to ever win 600 or more games at two different schools.

He is also the first coach to lead teams from two different schools to national crowns (Cal State Fullerton & Texas), guide squads to National Championships in four different decades, and is one of only three coaches in history to win five or more NCAA titles (1979, 1984, 1995, 2002, 2005). Garrido has earned 14 trips to the CWS and 31 NCAA Regional Championship appearances, including 13 at Texas, while garnering National Coach of the Year honors six times (1975, 1979, 1984, 1995, 2002, 2005), regional coach of the year accolades on seven occasions (1975, 1979, 1984, 1995, 2002, 2004, 2005) and conference coach of the year distinctions eight times (1987, 1995, 2002, 2004, 2006, 2007, 2010, 2011) after leading his clubs to 25 league crowns.

The Vallejo, Calif., native is just the 13th coach in UT's 120-year baseball history, and, with the exception of the war years of 1943-45 when Blair Cherry was at the helm, is only the fourth Texas head coach since 1911.

As a result of his unique coaching style, Garrido has been ranked as one of the top three baseball teachers in the nation by Major League Baseball Directors of Player Development. To deserve that distinction, Garrido has coached three Golden Spikes Award winners, four National Players of the Year, six College World Series MVPs, 52 All-Americans, 14 All-League MVPs and 119 professional players over his career. He has also had 16 of his players selected in the first round of the Major League Baseball Draft, including Longhorns Beau Hale (No. 14) in 2000, Omar Quintanilla (No. 33) in 2003, both J.P. Howell (No. 31) and 2005 American League Rookie of the Year Huston Street (No. 40) in 2004, the duo of Drew Stubbs (No. 8) and Kyle McCulloch (No. 29) in 2006, Chance Ruffin (No. 48) in 2010, '10-'11 Big 12 Male Athlete of the Year Taylor Jungmann (No. 12) and Corey Knebel (No. 39) in 2013. In addition, during his 17 years at UT, Garrido has tutored the skills of 26 players who have earned All-America honors a total of 33 times, 23 Freshman All-Americans, including a school-record four in 2006, 149 All-Conference performers, 11 USA Baseball National Team members and 92 players who have gone on to play in professional baseball.

Garrido's name is also held in high regard when people speak of his accomplishments in the College World Series. He is currently tied for second with five National Championships (trailing only Rod Dedeaux's 10 at USC), ranks fourth and sixth, respectively, in victories (38) and winning percentage (.655; 38-20), as well as fifth in both series games (58) and appearances (14) among all-time coaches. He is also one of only eight men in history to coach two or more different teams in the CWS and is only the third Longhorns head coach (Bibb Falk & Cliff Gustafson) in the 120 years of Texas baseball to lead the Horns to Omaha. He was one of three coaches named to the College World Series Legends Team in 2010.

### Garrido's Year-by-Year Records

Year	School	Record	Pct.	Titles/Championships
1969	San Francisco State	25-14	.641	
1970	Cal Poly	16-33	.327	
1971	Cal Poly	39-11-1	.775	
1972	Cal Poly	31-18*	.633	
1973	Cal State Fullerton	19-33-1	.368	
1974	Cal State Fullerton	37-17	.685	CCAA
1975	Cal State Fullerton	36-16-1	.689	PCAA & Regional
1976	Cal State Fullerton	46-15	.762	PCAA
1977	Cal State Fullerton	44-14	.759	SCBA (Co-Champions)
1978	Cal State Fullerton	44-13	.772	SCBA
1979	Cal State Fullerton	60-14-1	.807	SCBA, Regional & NCAA
1980	Cal State Fullerton	49-18-1	.724	SCBA
1981	Cal State Fullerton	47-18	.723	SCBA
1982	Cal State Fullerton	51-23	.689	SCBA & Regional
1983	Cal State Fullerton	50-21-1	.701	SCBA (Co-Champions)
1984	Cal State Fullerton	66-20	.767	SCBA, Regional & NCAA
1985	Cal State Fullerton	36-32-1	.529	PCAA South
1986	Cal State Fullerton	36-21	.632	
1987	Cal State Fullerton	44-17	.721	PCAA
1988	Illinois	26-20	.565	
1989	Illinois	42-16	.724	Big Ten
1990	Illinois	43-21	.672	Big Ten
1991	Cal State Fullerton	34-22	.607	Big West (Co-Champions)
1992	Cal State Fullerton	46-17	.730	Regional
1993	Cal State Fullerton	35-19	.648	
1994	Cal State Fullerton	47-16	.746	Big West (Tri-Champions) & Regional
1995	Cal State Fullerton	57-9	.864	Big West, Regional & NCAA
1996	Cal State Fullerton	45-16	.738	
1997	Texas	29-22	.569	
1998	Texas	23-32-1	.420	
1999	Texas	36-26	.581	
2000	Texas	46-21	.687	Regional & Super Regional
2001	Texas	36-26	.581	
2002	Texas	57-15	.792	Big 12, Big 12 Tournament, Regional, Super Regional & NCAA
2003	Texas	50-20	.714	Big 12 Tournament., Regional & Super Regional
2004	Texas	58-15	.795	Big 12, Regional & Super Regional
2005	Texas	56-16	.778	Regional, Super Regional & NCAA
2006	Texas	41-21	.661	Big 12
2007	Texas	46-17	.730	Big 12
2008	Texas	39-22	.639	Big 12 Tournament
2009	Texas	50-16-1	.754	Big 12, Big 12 Tournament, Regional & Super Regional
2010	Texas	50-13	.794	Big 12 and Regional
2011	Texas	49-19	.721	Big 12, Regional and Super Regional
2012	Texas	30-22	.577	
2013	Texas	27-24	.529	
2014	Texas	34-15	.694	

#### CAREER TOTAL 1,908-886-9 .683 46 seasons

Texas:	757-362-2 (.676)	18 seasons
Cal State Fullerton:	929-391-6 (.703)	21 seasons
Illinois:	111-57 (.661)	3 seasons
Cal Poly:	86-62-1* (.581)	3 seasons
San Francisco State:	25-14 (.641)	1 season

\*Although scores listed in one source reflect a record of 30-19 for Cal Poly during the 1972 season, another source reports a 31-18 record, which is the standard used here.

## The Last Time It Happened

## Team

Won on a walk-off \_\_\_\_\_ April 4, 2014, 5-4 over Baylor  
 \_\_\_\_\_ (Mark Payton hit a two-out double scoring three runs)  
 Won 20 consecutive games \_\_\_\_\_ 2010 (21)  
 Won 30 consecutive games \_\_\_\_\_ 1982 (33)  
 Scored 20 runs (or more) in a game \_\_\_\_\_  
 \_\_\_\_\_ May 23, 2010, at Missouri (20-11)  
 Allowed 20 runs (or more) in a game \_\_\_\_\_  
 \_\_\_\_\_ Apr. 11, 2008, at Missouri (31)  
 Had 20 hits (or more) in a game \_\_\_\_\_  
 \_\_\_\_\_ May 30, 2009, vs. Boston College (20)  
 Had 25 hits (or more) in a game \_\_\_\_\_  
 \_\_\_\_\_ March 10, 1998, vs. Southern Illinois (25)  
 Allowed 20 hits (or more) in a game \_\_\_\_\_  
 \_\_\_\_\_ Apr. 11, 2008, at Missouri (31)  
 Hit five (or more) HR in a game \_\_\_\_\_ June 22, 2009, vs. LSU (5)  
 Was shutout in a game \_\_\_\_\_ Apr. 18, 2014, vs. TCU (L, 0-2)  
 Turned 4 double plays in a game \_\_\_\_\_ May 19, 2012, vs. Baylor (5)  
 Turned a triple play in a game \_\_\_\_\_ March 7, 1987, vs. Washington State (1)  
 Won 50 games in a season \_\_\_\_\_ 2010 (50-13)  
 Hit 60 home runs in a season \_\_\_\_\_ 2010 (81) (63 games)  
 Scored 600 runs in a season \_\_\_\_\_ 1989 (610) (72 games)  
 Had 700 hits in a season \_\_\_\_\_ 2005 (734) (72 games)  
 Had 35 triples in a season \_\_\_\_\_ 2003 (37) (70 games)  
 Had 150 doubles in a season \_\_\_\_\_ 2002 (164) (72 games)  
 Had a team average of .315 or better \_\_\_\_\_ 2007 (.316) (63 games)  
 Stole 100 bases in a season \_\_\_\_\_ 2005 (103) (72 games)

## Texas' Win Streaks

STREAK	YEAR	ENDED BY	SCORE
34 games*	1977	Rice	3-4 (14)
33 games	1982	Houston	3-4
28 games	1946-47	Baylor	2-6
23 games	1914	Missouri	0-2
22 games	1985	Arkansas	4-5
22 games	1924	Baylor	1-2
21 games	2010	Kansas State	1-2
20 games	1988	Oklahoma	8-11
20 games	1973	Baylor	2-3
20 games	1972	Texas Tech	4-5
19 games	1985	Arkansas	5-9
19 games	1947-48	Baylor	7-8
18 games	1979	Minnesota	4-11
18 games	1975	Texas A&M	8-9
17 games	1974	Rice	4-5
16 games	2005	Arizona	3-8
16 games	1989	Dallas Baptist	7-15
16 games	1983-84	Arizona State	0-4
16 games	1982	Miami	1-2
16 games	1979	Texas A&M	0-1

\*NCAA Record

## Player

Pitched a no-hitter \_\_\_\_\_ March 1, 2009,  
 \_\_\_\_\_ by Brandon Workman vs. Penn State (9-0)  
 Pitched a combined no-hitter \_\_\_\_\_ May 11, 2013  
 \_\_\_\_\_ Parker French, Travis Duke and Corey Knebel vs. Texas Southern  
 \_\_\_\_\_ 7 innings, Game 1 of doubleheader  
 Pitched a perfect game \_\_\_\_\_ Apr. 3, 1970,  
 \_\_\_\_\_ by James Street vs. Texas Tech (4-0)  
 Pitched a complete game shutout \_\_\_\_\_ June 4, 2010,  
 \_\_\_\_\_ by Brandon Workman vs. Rider (11-0)  
 Had 10 strikeouts in a game \_\_\_\_\_ May 19, 2011,  
 \_\_\_\_\_ by Taylor Jungmann (12) vs. Texas A&M  
 Had 15 strikeouts in a game \_\_\_\_\_ Mar. 12, 2010,  
 \_\_\_\_\_ by Taylor Jungmann (17) vs. Iowa  
 Had 19 strikeouts in a game \_\_\_\_\_ Mar. 18, 1988,  
 \_\_\_\_\_ by Eric Stone (19) vs. Southwestern Louisiana  
 Won 10 games in a season \_\_\_\_\_ 2011 by Taylor Jungmann (13-3)  
 Won 15 games in a season \_\_\_\_\_ 2004, by J.P. Howell (15-2)  
 Had 100 strikeouts in a season \_\_\_\_\_ 2011, Taylor Jungmann (126)  
 \_\_\_\_\_ and Cole Green (104)  
 Had 150 strikeouts in a season \_\_\_\_\_ 2004, by J.P. Howell (166)  
 Had 175 strikeouts in a season \_\_\_\_\_ 1989, by Kirk Dressendorfer (176)  
 Had 200 strikeouts in a season \_\_\_\_\_ 1985, by Greg Swindell (204)  
 Had 10 saves in season \_\_\_\_\_ 2011, by Corey Knebel (19)  
 Had 5 complete games in a season \_\_\_\_\_ 2011, by Taylor Jungmann (5)  
 Had 10 complete games in a season \_\_\_\_\_ 1989, by Kirk Dressendorfer (15)  
 Had 40 appearances in a season \_\_\_\_\_ 2009, by Austin Wood (41)  
 Had 5 shutouts in a season \_\_\_\_\_ 1986, by Greg Swindell (5)  
 Hit 3 home runs in a game \_\_\_\_\_ Apr. 30, 2002, by J.D. Reininger (3) vs. TCU  
 Hit for the cycle in a game \_\_\_\_\_ Apr. 24, 2007, by Kyle Russell  
 \_\_\_\_\_ (Home Run, Triple, Double, Single)  
 \_\_\_\_\_ vs. UT Pan American  
 Scored 5 runs in a game \_\_\_\_\_ Apr. 28, 2009, by Kevin Lussion (5)  
 \_\_\_\_\_ vs. Texas State  
 Had 5 hits in a game \_\_\_\_\_ Mar. 20, 2008, by Michael Torres (5)  
 \_\_\_\_\_ at Texas Tech  
 Stole 5 bases in a game \_\_\_\_\_ Feb. 13, 1996, by MacGregor Byers (5)  
 \_\_\_\_\_ vs. St. Mary's (Texas)  
 Stole home in a game \_\_\_\_\_ March 25, 2011, by Mark Payton at Oklahoma State  
 Had 7 RBI in a game \_\_\_\_\_ Mar. 5, 2008,  
 \_\_\_\_\_ by Brandon Belt (8) vs. Texas A&M-Corpus Christi  
 Hit a grand slam home run in a game \_\_\_\_\_ May 12, 2012,  
 \_\_\_\_\_ by Mark Payton vs. Texas Southern (Game 2 of DH)  
 Hit an inside the park home run \_\_\_\_\_ May 14, 2008,  
 \_\_\_\_\_ by Michael Torres vs. Alabama A&M (Game 1)  
 Hit back-to-back home runs \_\_\_\_\_ May 9, 2010, by Russell  
 \_\_\_\_\_ Moldenhauer and Kevin Keyes at Kansas State  
 Had 100 hits in a season \_\_\_\_\_ 2005, by Seth Johnston (115)  
 Had 15 home runs in a season \_\_\_\_\_ 2008, by Kyle Russell (19)  
 Had 20 home runs in a season \_\_\_\_\_ 2007, by Kyle Russell (28)  
 Stole 40 bases in a season \_\_\_\_\_ 2002, by Tim Moss (40)  
 Had 25 doubles in a season \_\_\_\_\_ 2006, by Carson Kainer (25)  
 Had 8 triples in a season \_\_\_\_\_ 2013, by Mark Payton (8)  
 Had 80 RBI in a season \_\_\_\_\_ 2003, by Dustin Majewski (85)  
 Had 100 RBI in a season \_\_\_\_\_ 1989, by Scott Bryant (112)  
 Batted .400 in a season (min. 100 ABs) \_\_\_\_\_ 2002, by Dustin Majewski (.401)  
 Scored 80 runs in a season \_\_\_\_\_ 2003, by Tim Moss (82)  
 Scored 100 runs in a season \_\_\_\_\_ 1985, by Bill Bates (100)  
 Cleared the "Monster" in center field \_\_\_\_\_ Apr. 24, 2010, by Cameron Rupp  
 \_\_\_\_\_ vs. Oklahoma State  
 Hit a leadoff home run \_\_\_\_\_ March 11, 2014 by Ben Johnson at Texas State

## 2014 University of Texas Baseball Roster

<b>No.</b>	<b>Name</b>	<b>Pos.</b>	<b>B/T</b>	<b>Ht.</b>	<b>Wt.</b>	<b>Class</b>	<b>Hometown (High School/Previous School)</b>
1	Tres Barrera	C/1B	R/R	6-0	211	Fr.	Eagle Pass, Texas (Mission Sharyland HS)
2	Mark Payton	OF	L/L	5-7	190	Sr.	Chicago, Ill. (St. Rita HS)
4	Collin Shaw	OF	L/L	6-0	199	Jr.	Austin, Texas (Westlake HS)
5	Andy McGuire	IF	R/R	6-1	200	Fr.	Oakton, VA (James Madison HS)
6	Connor Macalla	IF	L/R	6-2	170	Fr.	Houston, Texas (Langham Creek HS)
7	Weston Hall	OF	R/R	6-0	202	Sr.	Cedar Park, Texas (Leander HS/Navarro College)
8	Brooks Marlow	IF	L/R	5-8	184	Jr.	Giddings, Texas (Giddings HS)
9	C.J. Hinojosa	IF	R/R	5-9	179	So.	Spring, Texas (Klein Collins HS)
11	Alex Silver	IF	R/R	6-1	205	Sr.	Houston, Texas (Bellaire HS)
12	Jacob Felts	C	R/R	5-11	200	Sr.	Orange, Texas (Orangefield HS)
14	Ben Johnson	OF	R/R	6-0	191	So.	Austin, Texas (Westwood HS)
15	Justin Peters	RHP	R/R	6-4	193	RS-Jr.	Deer Park, Texas (Deer Park HS/Weatherford College)
17	Bret Boswell	IF	L/R	5-11	177	Fr.	Rockwall, Texas (Rockwall-Heath HS)
24	Parker French	RHP	L/R	6-2	218	Jr.	Dripping Springs, Texas (Dripping Springs HS)
27	Travis Duke	LHP	L/L	6-3	210	So.	Pearland, Texas (Dawson HS)
28	Blake Goins	RHP	R/R	5-11	205	Fr.	Pearland, Texas (Pearland HS)
29	Jon Malmin	LHP	L/L	6-0	180	Fr.	Troy, Texas (Troy HS)
30	Josh Sawyer	LHP	L/L	6-2	190	Fr.	San Angelo, Texas (San Angelo Central HS)
31	Chad Hollingsworth	RHP	R/R	6-2	210	So.	Waco, Texas (Robinson HS)
32	Dillon Peters	LHP	L/L	5-10	212	Jr.	Indianapolis, Ind. (Cathedral HS)
33	Jeremy Montalbano	C	R/R	6-1	202	So.	Katy, Texas (Seven Lakes HS)
34	Lukas Schiraldi	RHP	R/R	6-4	205	Jr.	Austin, TX (St. Michaels/Navarro JC)
35	Madison Carter	IF	R/R	5-10	179	Sr.	Sherman, Texas (Sherman HS/Grayson County College)
36	Nathan Thornhill	RHP	R/R	6-0	182	Sr.	Cedar Park, Texas (Cedar Park HS)
38	Ty Culbreth	LHP/OF	L/L	5-10	181	So.	Bryan, Texas (Bryan HS)
39	James Swan	RHP	R/R	6-5	180	Fr.	Orange, Texas (Little Cypress-Mauriceville HS)
40	Taylor Stell	IF/OF	R/R	6-4	202	Jr.	Dallas, Texas (Lake Highlands HS)
41	Morgan Cooper	RHP	R/R	6-5	211	Fr.	Jarrell, Texas (Jarrell HS)
42	Kacy Clemens	IF/RHP	L/R	6-1	198	Fr.	Houston, TX (Memorial HS)
43	John Curtiss	RHP	R/R	6-4	210	RS-So.	Southlake, Texas (Southlake Carroll HS)
45	Grant Martin	C	R/R	5-9	167	Jr.	Burnet, Texas (Burnet HS)
46	James Barton	C	L/R	5-10	184	So.	Austin, Texas (Hyde Park Baptist HS)
47	Ben Kennedy	C/OF	L/R	5-10	195	Fr.	College Station, Texas (A&M Consolidated)
48	Ty Marlow	IF/P	R/R	5-10	189	Sr.	Giddings, Texas (Giddings HS/Texas A&M/McLennan CC)
50	Zane Gurwitz	IF/OF	R/R	5-8	175	Fr.	San Antonio, TX (Churchill HS)

**Head Coach:** 16 Augie Garrido (Fresno State, 1961), 18th season  
**Assistant Coach:** 44 Skip Johnson (UT Pan American, 1990), 8th season  
**Assistant Coach:** 10 Tommy Nicholson (Texas, 2006), 2nd season  
**Volunteer Assistant Coach:** 55 Ryan Russ (Texas, 2010), 3rd season

## PRONUNCIATIONS

Tres Barrera \_\_\_\_\_ Tress Barrera  
 Augie Garrido \_\_\_\_\_ AWE gee ga REE doh  
 C.J. Hinojosa \_\_\_\_\_ SEE jay hen o HOE sa  
 Jeremy Montalbano \_\_\_\_\_ Jeremy mohn toll bano

**#15 JUSTIN PETERS (r-SO.)**

0-1 | 7.73 ERA | 2.1 IP | 1 BBs | 1 Ks

Date	Opponent	IP	H	R	ER	BB	K	Dec
2/15	at Cal	0.1	2	1	1	0	0	L
2/23	Stanford	1.0	2	1	1	1	0	-
4/15	UT Arlington	1.0	1	0	0	0	1	-

**Season Highs**

IP: 1.0 (twice)

Ks: 1 vs. UT Arlington (4/15)

Hits: 2 (twice)

BBs: 1 vs. Stanford (2/23)

Runs: 1 (twice)

ERs: 1 (twice)

**Career Highs**

IP: 1.2 at Baylor (5/17/12)

Ks: 4 at Baylor (5/17/12)

Hits: 3 vs. Cal (3/31/12)

BBs: 1 vs. Stanford (2/23/14)

Runs: 2 vs. Cal (3/31/12)

ERs: 2 vs. Cal (3/31/12)

**#27 TRAVIS DUKE (SO.)**

2-0 | 0.00 ERA | 18.1 IP | 4 BBs | 16 Ks

Date	Opponent	IP	H	R	ER	BB	K	Dec
2/14	at Cal	0.1	2	0	0	0	0	-
2/15	at Cal	0.2	0	0	0	0	0	-
2/18	TX A&M CC	0.1	0	0	0	0	0	-
2/23	Stanford	2.2	1	0	0	0	3	-
2/25	UTPA	1.0	1	0	0	0	0	-
3/2	SHSU	0.2	0	0	0	1	0	-
3/7	Hawai'i	0.2	0	0	0	0	0	W
3/8	Hawai'i-2	0.2	0	0	0	0	0	-
3/11	at TX State	0.2	0	0	0	0	0	-
3/14	Kansas	0.2	1	0	0	0	2	-
3/22	Columbia	1.2	0	0	0	2	1	-
3/25	TX State	1.0	1	0	0	0	2	-
4/1	at Rice	1.2	1	0	0	0	2	-
4/4	Baylor	1.1	1	0	0	0	1	W
4/8	Rice	0.0	1	0	0	0	0	-
4/11	at Oklahoma	0.1	1	0	0	0	0	-
4/17	TCU	0.1	0	0	0	0	0	-
4/22	UTPA	1.0	1	1	0	0	2	-
4/26	OK State	1.1	0	0	0	0	3	-
5/2	at W Virginia	0.1	0	0	0	0	0	-
5/4	at W Virginia	1.0	0	0	0	1	0	-

**Season Highs**

IP: 2.2 vs. Stanford (2/23)

Ks: 3 (twice)

Hits: 2 at Cal (2/14)

BBs: 2 vs. Columbia (3/21)

Runs: 1 vs. UTPA (4/22)

ERs: 0 (21 times)

**Career Highs**

IP: 3.1 vs. Texas State (4/9/13)

Ks: 3 (3 times)

Hits: 3 (3 times)

BBs: 3 at Houston (3/19/13)

Runs: 4 vs. Kansas State (5/5/13)

ERs: 1 (6 times)

**#28 BLAKE GOINS (FR.)**

1-0 | 3.38 ERA | 10.2 IP | 8 BBs | 7 Ks

Date	Opponent	IP	H	R	ER	BB	K	Dec
2/14	at Cal	0.0	0	0	0	0	0	-
2/18	TX A&M CC	2.1	3	0	0	1	1	-
2/23	Stanford	1.0	0	0	0	2	1	-
2/25	UTPA	1.0	0	0	0	0	0	-
3/4	Valparaiso	3.0	1	0	0	2	1	W
3/11	at TX State	2.1	5	3	3	1	3	-
4/15	UT Arlington	1.0	1	1	1	2	1	-

**Season Highs**

IP: 3.0 vs. Valparaiso (3/4)

Ks: 3 at TX State (3/11)

Hits: 5 at TX State (3/11)

BBs: 2 (3 times)

Runs: 3 at TX State

ERs: 3 at TX State

**#29 JON MALMIN (FR.)**

0-0 | 0.00 ERA | 2.1 IP | 2 BBs | 1 Ks

Date	Opponent	IP	H	R	ER	BB	K	Dec
2/18	TX A&M CC	1.1	1	0	0	2	0	-
3/4	Valparaiso	1.0	1	0	0	0	1	-

**Season Highs**

IP: 1.1 vs. TX A&amp;M CC (2/18)

Ks: 1 vs. Valparaiso (3/4)

Hits: 1 (twice)

BBs: 2 vs. TX A&amp;M CC (2/18)

Runs: 0 (twice)

ERs: 0 (twice)

**#30 JOSH SAWYER (FR.)**

1-0 | 5.59 ERA | 9.2 IP | 6 BBs | 8 Ks

Date	Opponent	IP	H	R	ER	BB	K	Dec
2/14	at Cal	0.2	2	0	0	0	0	-
2/18	TX A&M CC	2.2	2	0	0	1	4	W
2/23	Stanford	0.1	2	3	3	1	1	-
2/25	UTPA	1.0	3	1	1	0	1	-
3/4	Valparaiso	1.0	0	1	1	2	1	-
4/15	UT Arlington	1.0	3	1	1	1	1	-
5/4	at W Virginia	3.0	2	0	0	1	0	-

**Season Highs**

IP: 3 at West Virginia (5/4)

Ks: 4 vs. TX A&amp;M CC (2/18)

Hits: 3 vs. UT Arlington (4/15)

BBs: 2 vs. Valparaiso (3/4)

Runs: 3 vs. Stanford (2/23)

ERs: 3 vs. Stanford (2/23)

**#31 CHAD HOLLINGSWORTH (SO.)**

2-0 | 1.10 ERA | 32.2 IP | 7 BBs | 17 Ks | 1 SV

Date	Opponent	IP	H	R	ER	BB	K	Dec
2/14	at Cal	0.1	1	1	1	0	0	-
2/18	TX A&M CC	1.1	1	0	0	0	1	-
2/23	Stanford	0.1	0	0	0	0	0	-
2/25	UTPA	1.0	1	0	0	0	1	-
3/4	Valparaiso	1.0	0	0	0	0	2	-
3/11	at TX State	2.0	0	0	0	0	2	-
3/14	Kansas	0.1	2	0	0	0	0	-
3/16	Kansas	0.1	0	0	0	0	0	-
3/28	at TX Tech	1.0	1	0	0	0	0	-
3/29	at TX Tech	4.2	4	3	1	1	1	-
4/4	Baylor	2.1	2	1	1	2	1	-
4/8	Rice	2.0	1	0	0	1	0	-
4/15	UT Arlington	3.0	0	0	0	0	0	W
4/17	TCU	1.1	0	0	0	1	1	-
4/18	TCU	0.1	1	0	0	0	0	-
4/22	UTPA	2.0	1	0	0	0	2	-
4/25	OK State	3.0	1	0	0	0	3	SV
4/27	OK State	3.0	2	1	1	1	3	-
5/2	at W Virginia	1.0	1	0	0	0	0	-
5/3	at W Virginia	2.0	1	0	0	1	0	W
5/4	at W Virginia	0.1	1	0	0	0	0	-

**Season Highs**

IP: 4.2 at TX Tech (3/29)

Ks: 3 (twice)

Hits: 4 at TX Tech (3/29)

BBs: 2 vs. Baylor (4/4)

Runs: 3 at TX Tech (3/29)

ERs: 1 (4 times)

**Career Highs**

IP: 5.0 vs. UT-Arlington (2/19/13)

Ks: 3 (twice)

Hits: 6 vs. UT-Pan American (3/5/13)

BBs: 3 vs. Oral Roberts (3/12/13)

Runs: 3 at TX Tech (3/29/14)

ERs: 3 at Houston (3/19/13)



**#38 TY CULBRETH (SO.)**

1-0 | 1.93 ERA | 23.1 IP | 11 BBs | 17 Ks

Date	Opponent	IP	H	R	ER	BB	K	Dec
2/14	at Cal	1.2	1	0	0	0	2	-
2/15	at Cal	1.0	1	1	1	2	2	-
2/23	Stanford	0.2	2	2	2	0	0	-
2/25	UTPA	1.0	1	0	0	0	1	-
3/4	Valparaiso	1.0	1	0	0	1	0	-
3/8	Hawai'i	2.0	0	0	0	0	2	-
3/9	Hawai'i	2.0	0	0	0	1	0	-
3/11	at TX State	2.2	1	0	0	2	4	W
3/14	Kansas	2.2	0	0	0	0	1	-
3/16	Kansas	0.0	0	2	1	2	0	-
4/8	Rice	2.2	1	0	0	1	0	-
4/15	UT Arlington	3.0	1	0	0	0	1	-
4/17	TCU	1.0	0	0	0	1	0	-
4/22	UTPA	0.2	1	0	0	0	2	-
4/27	OK State	0.2	0	0	0	1	0	-
4/29	PV A&M	0.2	1	0	0	0	2	-
5/4	at W Virginia	0.0	1	1	1	0	0	-

**Season Highs**

IP: 3.0 vs. UT Arlington (4/15)

Ks: 4 at TX State (3/11)

Hits: 2 vs. Stanford (2/23)

BBs: 2 (3 times)

Runs: 2 (twice)

ERs: 2 vs. Stanford (2/23)

**Career Highs**

IP: 3.0 vs. UT Arlington (4/15/14)

Ks: 4 at TX State (3/11/14)

Hits: 2 vs. Stanford (2/23/14)

BBs: 2 (3 times)

Runs: 2 (twice)

ERs: 2 vs. Stanford (2/23/14)

**#41 Morgan Cooper (FR.)**

4-2 | 2.68 ERA | 37 IP | 6 BBs | 27 Ks | 3 SV

Date	Opponent	IP	H	R	ER	BB	K	Dec
2/14	at Cal	1.0	0	0	0	1	2	-
2/15	at Cal	1.0	0	0	0	0	0	-
2/21	Stanford	1.1	4	2	2	1	1	-
2/25	UTPA	1.0	1	0	0	0	0	-
3/2	SHSU	4.1	3	0	0	0	5	W
3/8	Hawai'i	2.0	0	0	0	1	2	W
3/11	at TX State	0.1	0	0	0	0	1	-
3/16	Kansas	4.0	3	3	3	1	2	L
3/21	Columbia	3.0	5	2	0	0	0	SV
3/25	TX State	1.0	0	0	0	0	1	-
3/28	at TX Tech	1.0	0	0	0	0	0	-
3/30	at TX Tech	1.2	2	0	0	0	0	-
4/1	at Rice	0.2	1	0	0	0	0	SV
4/5	Baylor	3.0	2	0	0	0	3	SV
4/11	at Oklahoma	3.0	0	0	0	0	4	W
4/18	TCU	2.0	0	0	0	0	1	-
4/19	TCU	1.1	0	0	0	0	2	-
4/22	UTPA	1.0	1	0	0	0	1	W
4/26	OK State	1.2	3	1	1	1	1	L
4/29	PV A&M	1.1	0	0	0	0	1	-
5/2	at W Virginia	0.2	2	1	1	1	0	-
5/4	at W Virginia	1.2	6	6	4	0	0	-

**Season Highs**

IP: 4.1 vs. SHSU (3/2)

Ks: 5 vs. SHSU (3/2)

Hits: 6 at West Virginia (5/4)

BBs: 1 (6 times)

Runs: 6 at West Virginia (5/4)

ERs: 4 at West Virginia (5/4)

**#43 JOHN CURTISS (r-SO.)**

1-0 | 0.94 ERA | 28.2 IP | 12 BBs | 19 Ks | 8 SV

Date	Opponent	IP	H	R	ER	BB	K	Dec
2/25	UTPA	2.0	1	0	0	1	2	-
3/1	Houston	1.2	2	1	0	1	0	-
3/4	Valparaiso	1.0	0	0	0	1	2	-
3/7	Hawai'i	1.0	0	0	0	1	0	SV
3/9	Hawai'i	1.0	0	0	0	0	2	SV
3/11	TX State	1.0	0	0	0	0	0	SV
3/15	Kansas	1.2	1	0	0	0	1	SV
3/16	Kansas	0.1	1	0	0	0	1	-
3/22	Columbia	1.0	0	0	0	0	0	-
3/30	at TX Tech	5.0	2	2	2	4	4	W
4/6	Baylor	1.0	1	0	0	0	1	-
4/11	at Oklahoma	1.0	0	0	0	1	1	SV
4/12	at Oklahoma	2.0	1	0	0	1	1	-
4/19	TCU	1.0	2	1	1	1	0	-
4/22	UTPA	1.0	1	0	0	0	0	SV
4/26	OK State	1.0	0	0	0	0	0	-
4/27	OK State	2.0	1	0	0	0	2	-
4/29	PV A&M	1.0	1	0	0	1	1	SV
5/3	at W Virginia	3.0	3	0	0	0	1	SV

**Season Highs**

IP: 5.0 at TX Tech (3/30)

Ks: 4 at TX Tech (3/30)

Hits: 3 at West Virginia (5/3)

BBs: 4 at TX Tech (3/30)

Runs: 2 at TX Tech (3/30)

ERs: 2 at TX Tech (3/30)

**Career Highs**

IP: 6.2 vs. Kansas (5/24/12)

Ks: 5 (twice)

Hits: 7 vs. Baylor (5/19/12)

BBs: 2 (7 times)

Runs: 4 (3 times)

ERs: 4 (twice)

**#48 TY MARLOW (SR.)**

0-0 | 0.00 | 2.0 IP | 0 BBs | 0 Ks

Date	Opponent	IP	H	R	ER	BB	K	Dec
3/4	Valparaiso	1.0	1	0	0	0	0	-
3/9	Hawai'i	1.0	1	0	0	0	0	-

**Season Highs**

IP: 1.0 (twice)

Ks: 0 (twice)

Hits: 1 (twice)

BBs: 0 (twice)

Runs: 0 (twice)

ERs: 0 vs. (twice)

**Career Highs**

IP: 3.2 at Kansas (4/12/13)


Ks: 7 at Kansas (4/12/13)

Hits: 5 at Kansas (4/12/13)

BBs: 1 (7 times)

Runs: 1 (8 times)

ERs: 1 (8 times)



## #32 Dillon Peters

JR-2V | LHP

5-11 | 212

Indianapolis, Indiana  
Cathedral HS

## Season Highs

IP: 8.0 vs. Rice (2/28)

Ks: 9 vs. Baylor (4/5)

Hits: 8 vs. TCU (4/18/14)

BBs: 4 vs. Columbia (3/21)

Runs: 6 vs. Hawai'i (3/8)

ERs: 5 at TX Tech (3/29)

## Career Highs

9.0 at Kansas (4/13/13)

Same

10 at Minnesota (3/23/13)

4 (twice)

Same

Same

## 2014

Tied for third among active Big 12 players in career ERA (2.40) and is tied for fourth in wins (15) ... missed his start at West Virginia with a salivary duct stone ... went five innings, surrendering just one unearned run in a no-decision vs. Oklahoma State (4/26) ... allowed two runs on eight hits while striking out seven in 6 2/3 innings of a loss vs. TCU (4/18) ... earned his fifth win of the season April 12 against Oklahoma when he threw seven innings allowing only two runs and striking out three ... struck out a career high nine batters while allowing only two earned runs in his fourth win of the year against Baylor on April 5 ... picked up his third win of the season against Columbia March 21 when he threw six innings allowing only one run and striking out two ... earned his second victory of the season March 15 against Kansas when he threw 7 1/3 innings allowing only one run and striking out three ... named Big 12 Pitcher of the Week and to the Houston College Classic All-Tournament Team after his performance against No. 12/15 Rice on February 28 where he threw eight scoreless innings, striking out six and allowing only four hits while picking up the win ... went seven innings vs. Stanford on February 22, allowing two runs on seven hits in a no decision ... threw seven innings against Cal on February 15 yielding only five hits and one unearned run ... named to the Big 12 Commissioner's Honor Roll for the 2013 fall semester.

## 2013

A second team All-Big 12 selection ... made 14 starts while compiling a 6-3 record with 1.97 ERA and one complete game ... in 86 2/3 innings, allowed 71 hits and 19 earned runs with 57 strikeouts, 24 walks, and a .223 batting average against ... Texas went 10-4 in his 14 starts ... went seven innings at Baylor on April 27 with only one earned run on six hits, five strikeouts and three walks in a 1-0 loss ... went eight shutout innings at home against West Virginia on April 20, only giving up four hits while striking out six and walking three ... threw a complete game on April 13 at Kansas where he gave up one earned run, had three strikeouts, one walk, and six hits in a 2-1 victory ... went 7 2/3 scoreless innings vs. Oklahoma on April 6, striking out five and surrendering just two hits without issuing a walk to pick up the win ... threw 8 1/3 innings and surrendered five hits, one earned run, seven strikeouts and one walk on March 16 at home against Texas Tech in a 2-1 win ... picked up his first win of the season with seven innings of work vs. Sacramento State on Feb. 17, when he allowed two runs on five hits ... named to the Big 12 Commissioner's Honor Roll for the 2012 fall semester.

## 2012 Highlights


Went 4-1 with a 3.18 ERA as a freshman, tying for the team lead with 11 starts ... in 23 appearances, logged 39 2/3 innings with 31 hits and 14 earned runs while walking 18 and striking out 43 ... opponents hit .207.

## 2014 Game-by-Game Stats

Date	OPPONENT	GS	IP	H	R	ER	BB	SO	2B	3B	HR	WP	BK	HBP	IBB	Score	W	L	SV	ERA
Feb 15, 2014	California-1	*	7.0	5	1	0	2	1	0	0	0	0	0	0	0	1-2	0	0	0	0.00
Feb 22, 2014	STANFORD	*	7.0	7	2	2	1	2	1	0	0	0	0	0	0	4-3	0	0	0	1.29
Feb 28, 2014	Rice	*	8.0	4	0	0	0	6	1	0	0	0	0	0	0	2-0	1	0	0	0.82
Mar 08, 2014	HAWAII	*	5.0	7	6	4	1	3	1	0	0	1	0	2	0	1-6	1	1	0	2.00
Mar 15, 2014	KANSAS	*	7.1	5	1	1	1	3	1	0	0	0	0	0	0	2-1	2	1	0	1.83
Mar 21, 2014	COLUMBIA	*	6.0	7	1	1	4	2	1	0	0	1	0	0	0	7-3	3	1	0	1.79
Mar 29, 2014	Texas Tech	*	3.1	7	5	5	2	2	1	0	0	3	0	2	0	4-8	3	2	0	2.68
Apr 05, 2014	BAYLOR	*	6.0	6	3	2	1	9	1	0	0	1	0	0	0	6-3	4	2	0	2.72
Apr 12, 2014	Oklahoma	*	7.0	7	2	2	3	3	1	0	0	0	0	0	0	7-2	5	2	0	2.70
Apr 18, 2014	TEXAS CHRISTIAN	*	6.2	8	2	2	2	7	1	0	0	0	0	0	0	0-2	5	3	0	2.70
Apr 26, 2014	OKLAHOMA STATE	*	5.0	5	1	0	1	4	1	0	0	3	0	2	0	1-2	5	3	0	2.50
<b>Totals</b>			<b>11</b>	<b>68.1</b>	<b>68</b>	<b>24</b>	<b>19</b>	<b>18</b>	<b>42</b>	<b>10</b>	<b>0</b>	<b>9</b>	<b>0</b>	<b>6</b>	<b>0</b>	<b>35-32</b>	<b>5</b>	<b>3</b>	<b>0</b>	<b>2.50</b>

## Career Stats

Year	ERA	W	L	App	GS	CG	SHO	CBO	SV	IP	H	R	ER	BB	SO	2B	3B	HR	BF	B/Avg	WP	HBP	BK	SFA	SHA
2012	3.18	4	1	23	11	0	0	1	0	39.2	31	21	14	18	43	7	0	2	173	.207	3	2	3	0	3
2013	1.97	6	3	14	14	1	0	3	0	86.2	71	23	19	24	57	10	2	2	360	.223	4	10	0	2	5
2014	2.50	5	3	11	11	0	0	1	0	68.1	68	24	19	18	42	10	0	0	291	.267	9	6	0	2	10
<b>TOTAL</b>	<b>2.40</b>	<b>15</b>	<b>7</b>	<b>48</b>	<b>36</b>	<b>1</b>	<b>0</b>	<b>5</b>	<b>0</b>	<b>194.2</b>	<b>170</b>	<b>68</b>	<b>52</b>	<b>60</b>	<b>142</b>	<b>27</b>	<b>2</b>	<b>4</b>	<b>824</b>	<b>.235</b>	<b>16</b>	<b>18</b>	<b>3</b>	<b>4</b>	<b>18</b>



## #36 Nathan Thornhill

SR-3V | RHP

6-0 | 163

Cedar Park, Texas

Cedar Park HS

### Season Highs

IP: 9.0 at Oklahoma (4/13)

Ks: 6 (twice)

Hits: 7 (twice)

BBs: 4 vs. UTPA (2/25)

Runs: 7 vs. Oklahoma State (4/27)

ERs: 7 vs. Oklahoma State (4/27)

### Career Highs

9.0 (twice)

7 (5 times)

10 at Stanford (2/24/12)

4 (twice)

Same

Same

### 2014

Tied for second among active Big 12 pitchers in career wins (16) and is tied for seventh in the conference this season with six ... currently fifth in the Big 12 with a 1.75 ERA ... his 6.38 hits allowed/9 innings ranks third in the league and 44th nationally ... holding opponents to a .204 average, which ranks third in the Big 12 ... ranks second among active Big 12 players in career innings pitched (279) and strikeouts (207), and fourth in appearances (69) ... named Big 12 Pitcher of the Week after tossing a complete game against Oklahoma on April 13, allowing only five hits and one run while striking out a season-high six ... it was his third career complete game ... threw eight shutout innings in a win against Baylor on April 6 while allowing only two hits and striking out three ... pitched 5 1/3 scoreless innings against Texas Tech on March 30, yielding only four hits and two walks while striking out four ... tossed eight shutout innings while striking out four and allowing five hits en route to his fourth win of the season March 22 against Columbia ... returned to the starting rotation March 8 against Hawai'i where he threw 6 1/3 innings and allowed only two earned runs in a no decision ... picked up two saves on back-to-back nights in the Houston College Classic (Feb. 28 & March 1) while striking out two in 1.2 innings of work ... took over the closer role heading into the Stanford series (Feb. 21-23) ... tossed three scoreless innings in relief against UTPA (Feb. 25) while earning his third win of the season ... struck out two in 1 2/3 innings in his relief debut at closer to help secure a 9-3 win over the Cardinal on Feb. 21 ... allowed one run on three hits and a walk in two innings on Feb. 22 vs. Stanford ... was credited with his second win of the year after Texas won in the bottom of the ninth ... threw eight shutout innings with three strikeouts in a win against Cal on February 16.

### 2013 Highlights

Went 3-6 with a 2.21 ERA in 14 appearances, 13 of which were starts ... in 85 1/3 innings, allowed 74 hits and 21 earned runs with 15 walks, while recording a team-high 60 strikeouts, and a .234 opponents' batting average ... led the team with two complete games.

### 2012 Highlights

Went 4-5 with a 3.87 ERA, making 11 starts in 18 appearances ... led the team with 83 2/3 innings ... he allowed 81 hits and 36 earned runs with 25 walks and 64 strikeouts ... opponents hit .255 against him.

### 2011 Highlights

Had a 3-0 record with a 1.89 ERA with two starts in 22 appearances ... in 38 innings, allowed 30 hits and eight earned runs with six walks and 38 strikeouts ... opponents hit .211 ... registered a 0.73 ERA during Big 12 play in 12 appearances (12 1/3 innings).

### 2014 Game-by-Game Stats

Date	OPPONENT	GS	IP	H	R	ER	BB	SO	2B	3B	HR	WP	BK	HBP	IBB	Score	W	L	SV	ERA
Feb 16, 2014	California	*	8.0	4	0	0	3	3	0	0	0	0	0	0	0	5-0	1	0	0	0.00
Feb 21, 2014	STANFORD		1.2	1	0	0	0	2	0	0	0	0	0	0	0	9-3	1	0	0	0.00
Feb 22, 2014	STANFORD		2.0	3	1	1	1	1	0	0	0	0	0	0	0	4-3	2	0	0	0.77
Feb 25, 2014	UTPA		3.0	2	0	0	4	1	0	0	0	0	0	0	0	2-1	3	0	0	0.61
Feb 28, 2014	Rice		1.0	2	0	0	1	2	0	0	0	0	0	0	0	2-0	3	0	1	0.57
Mar 01, 2014	Houston Cougars		0.1	0	0	0	0	0	0	0	0	0	0	0	0	3-2	3	0	2	0.56
Mar 08, 2014	HAWAII-2	*	6.1	3	2	2	3	3	0	0	0	0	0	0	0	3-2	3	0	2	1.21
Mar 16, 2014	KANSAS	*	5.1	1	1	1	3	3	0	0	0	0	0	1	0	1-6	3	0	2	1.30
Mar 22, 2014	COLUMBIA-2	*	8.0	5	0	0	1	4	0	0	0	0	0	0	0	11-0	4	0	2	1.01
Mar 30, 2014	Texas Tech	*	5.1	4	0	0	2	4	1	0	0	0	0	0	0	5-2	4	0	2	0.88
Apr 06, 2014	BAYLOR	*	8.0	2	0	0	2	3	1	0	0	0	0	0	0	4-0	5	0	2	0.73
Apr 13, 2014	Oklahoma	*	9.0	5	1	1	1	6	1	0	0	0	0	0	0	8-1	6	0	2	0.78
Apr 19, 2014	TEXAS CHRISTIAN	*	6.2	5	2	2	1	6	2	0	0	1	0	1	0	1-3	6	1	2	0.97
Apr 27, 2014	OKLAHOMA STATE	*	3.1	7	7	7	2	4	0	0	2	0	0	0	0	3-8	6	2	2	1.85
May 03, 2014	West Virginia	*	4.0	7	0	0	1	3	0	0	0	0	0	0	0	2-0	6	2	2	1.75
<b>Totals</b>			<b>10</b>	<b>72.0</b>	<b>51</b>	<b>14</b>	<b>14</b>	<b>25</b>	<b>45</b>	<b>6</b>	<b>0</b>	<b>2</b>	<b>1</b>	<b>0</b>	<b>2</b>	<b>63-31</b>	<b>6</b>	<b>2</b>	<b>2</b>	<b>1.75</b>

### Career Stats

Year	ERA	W	L	App	GS	CG	SHO	CBO	SV	IP	H	R	ER	BB	SO	2B	3B	HR	BF	B/Avg	WP	HBP	BK	SFA	SHA
2011	1.89	3	0	22	2	0	0	4	0	38.0	30	8	8	6	38	5	1	1	151	.211	2	0	0	1	2
2012	3.87	4	5	18	11	0	0	2	0	83.2	81	46	36	25	64	13	2	5	358	.255	6	4	0	4	7
2013	2.21	3	6	14	13	2	1	2	0	85.1	74	35	21	15	60	12	0	1	351	.234	5	8	0	1	11
2014	1.75	6	2	15	10	1	0	5	2	72.0	51	14	14	25	45	6	0	2	282	.204	1	2	0	1	4
<b>TOTAL</b>	<b>2.55</b>	<b>16</b>	<b>13</b>	<b>69</b>	<b>36</b>	<b>3</b>	<b>1</b>	<b>13</b>	<b>2</b>	<b>279.0</b>	<b>236</b>	<b>103</b>	<b>79</b>	<b>71</b>	<b>207</b>	<b>36</b>	<b>3</b>	<b>9</b>	<b>1142</b>	<b>.230</b>	<b>14</b>	<b>14</b>	<b>0</b>	<b>7</b>	<b>24</b>

**#24 Parker French****JR-2V | RHP****6-2 | 218****Dripping Springs, Texas****Dripping Springs HS****Season Highs****IP:** 7.1 (twice)**Ks:** 8 vs. Stanford (2/21)**Hits:** 8 (twice)**BBs:** 4 vs. Baylor (4/4)**Runs:** 8 at Oklahoma (4/11)**ERs:** 3 (4 times)**Career Highs****8.0** (twice)

Same

**9** (twice)**4** (twice)

Same

**6** at Stanford (2/26/12)**2014**

Ranks eighth in the Big 12 in innings pitched (75 1/3) and ninth in ERA (2.27) ... tied for fourth among active Big 12 players with 15 career wins and fourth with 219 1/3 career innings pitched ... notched his fifth win of the season April 25 against Oklahoma State when he threw six scoreless innings allowing only one hit in a 3-0 win ... threw seven strong innings against Texas Tech on March 28, allowing only one run on six hits and two walks while striking out two en route to his fourth victory of the season ... went 7 1/3 strong innings while yielding only six hits, one run and striking out six in a win against Columbia March 22 ... struck out six in 7 1/3 innings against Hawai'i on March 7 while allowing two runs (one earned); didn't factor into the decision though the Longhorns went on to win ... picked up his second win of the year against Houston on March 1 when he struck out seven in seven strong innings of work while only allowing one run ... won his first game of 2014 against Stanford on February 21 when he went six innings allowing only four hits and one run while striking out a career-high eight ... went five innings, yielding only four hits and six unearned runs, while striking out four in a loss to Cal on February 14 ... named to the Big 12 Commissioner's Honor Roll for the 2013 fall semester.

**2013**

Made 13 starts primarily as the team's No. 1 starter as a sophomore, posting a 4-5 record with a 2.68 ERA ... in 77 1/3 innings, allowed 69 hits and 23 earned runs with 24 walks, 46 strikeouts and a .240 opponents' batting average ... threw three innings as part of a combined seven-inning no-hitter on May 11 against Texas Southern ... allowed two runs on seven hits with four walks and two strikeouts in seven innings on May 3 against Kansas State ... allowed only one earned run in five innings with three walks and three strikeouts on April 26 at Baylor ... took the loss in a 1-0 decision on April 19 against West Virginia despite going 7 1/3 innings where he allowed one run on five hits with a walk and a then career-high seven strikeouts ... gave up two runs in 5 1/3 innings with five hits on April 5 against No. 13 Oklahoma in a 2-1 loss ... threw six scoreless innings on March 15 against Texas Tech with two hits, two walks and four strikeouts ... picked up his third win with a season-high eight innings on March 8 against UC Santa Barbara, allowing one run on five hits with two walks and three strikeouts ... tagged with the loss on March 1 at No. 15 Stanford despite giving up only two runs on two hits in seven innings ... gave up two runs on eight hits in 6 1/3 innings with a walk and six strikeouts on Feb. 22 against Nebraska to get the win ... in his season debut, earned the win against Sacramento State with seven shutout innings, allowing three hits with no walks and five strikeouts ... he was named to the Big 12 Commissioner's Honor Roll for the 2012 fall semester.

**2012 Highlights**

Made nine starts in 21 appearances as a freshman ... had a 6-2 record with a 2.84 ERA and two saves ... combined in three shutouts ... in 66 2/3 innings, allowed 58 hits and 21 earned runs with 19 walks and 30 strikeouts ... opponents hit .231 ... earned Louisville Slugger/Collegiate Baseball Freshman All-America honors ... named Big 12 Freshman of the Year and received All-Big 12 honorable mention.

**2014 Game-by-Game Stats**

Date	OPPONENT	GS	IP	H	R	ER	BB	SO	2B	3B	HR	WP	BK	HBP	IBB	Score	W	L	SV	ERA
Feb 14, 2014	California	*	5.0	4	6	0	3	4	1	0	0	1	0	1	0	0-7	0	1	0	0.00
Feb 21, 2014	STANFORD	*	6.0	4	1	1	1	8	0	0	0	0	0	1	0	9-3	1	1	0	0.82
Mar 01, 2014	Houston Cougars	*	7.0	7	1	1	1	7	1	0	0	0	0	0	0	3-2	2	1	0	1.00
Mar 07, 2014	HAWAII	*	7.1	5	2	1	1	6	0	0	0	0	0	0	0	3-2	2	1	0	1.07
Mar 14, 2014	KANSAS	*	5.1	7	3	3	3	3	0	0	0	1	0	2	0	2-3	2	2	0	1.76
Mar 18, 2014	DALLAS BAPTIST	*	1.0	0	0	0	0	1	0	0	0	0	0	0	0	5-0	2	2	0	1.71
Mar 22, 2014	COLUMBIA-1	*	7.1	6	1	1	3	6	2	0	0	0	0	0	0	6-1	3	2	0	1.62
Mar 28, 2014	Texas Tech	*	7.0	6	1	1	2	2	0	0	0	0	0	0	0	11-1	4	2	0	1.57
Apr 04, 2014	BAYLOR	*	5.1	5	3	3	4	4	1	0	0	0	0	2	0	5-4	4	2	0	1.93
Apr 11, 2014	Oklahoma	*	5.2	8	8	3	2	1	3	0	0	1	0	0	0	10-8	4	2	0	2.21
Apr 17, 2014	TEXAS CHRISTIAN	*	6.1	6	3	2	2	4	1	0	0	0	0	2	0	0-3	4	3	0	2.27
Apr 25, 2014	OKLAHOMA STATE	*	6.0	1	0	0	3	2	0	0	0	0	0	0	0	3-0	5	3	0	2.08
May 02, 2014	West Virginia	*	6.0	8	4	3	3	2	1	0	0	0	0	1	0	3-5	5	4	0	2.27
<b>Totals</b>			<b>12</b>	<b>75.1</b>	<b>67</b>	<b>33</b>	<b>19</b>	<b>28</b>	<b>50</b>	<b>10</b>	<b>0</b>	<b>3</b>	<b>0</b>	<b>9</b>	<b>0</b>	<b>60-39</b>	<b>5</b>	<b>4</b>	<b>0</b>	<b>2.27</b>

**Career Stats**

Year	ERA	W	L	App	GS	CG	SHO	CBO	SV	IP	H	R	ER	BB	SO	2B	3B	HR	BF	B/Avg	WP	HBP	BK	SFA	SHA
2012	2.84	6	2	21	9	0	0	3	2	66.2	58	32	21	19	30	10	4	3	288	.231	3	12	1	1	5
2013	2.68	4	5	13	13	0	0	1	0	77.1	69	26	23	24	46	9	2	1	329	.240	5	7	0	2	8
2014	2.27	5	4	13	12	0	0	2	0	75.1	67	33	19	28	50	10	0	0	325	.244	3	9	0	3	10
<b>TOTAL</b>	<b>2.59</b>	<b>15</b>	<b>11</b>	<b>47</b>	<b>34</b>	<b>0</b>	<b>0</b>	<b>6</b>	<b>2</b>	<b>219.1</b>	<b>194</b>	<b>91</b>	<b>63</b>	<b>71</b>	<b>126</b>	<b>29</b>	<b>6</b>	<b>4</b>	<b>942</b>	<b>.238</b>	<b>11</b>	<b>28</b>	<b>1</b>	<b>6</b>	<b>23</b>



**2014 Texas Longhorns Baseball**  
**Overall Statistics for Texas Longhorns (as of May 04, 2014)**  
**(All games Sorted by Batting avg)**

Record: 34-15 Home: 21-10 Away: 10-5 Neutral: 3-0 Big 12: 11-10

Player	avg	gp-gs	ab	r	h	2b	3b	hr	rbi	tb	slg%	bb	hp	so	gdp	ob%	sf	sh	sb-att	po	a	e	fld%
2 Payton, Mark	.330	49-49	176	24	58	11	5	1	30	82	.466	42	4	16	5	.466	1	5	13-14	115	2	0	1.000
14 Johnson, Ben	.287	49-49	174	36	50	7	3	5	26	78	.448	25	10	24	0	.397	5	7	19-19	103	3	2	.981
50 Gurwitz, Zane	.280	43-41	143	19	40	7	0	1	21	50	.350	8	1	26	0	.320	1	7	6-6	32	76	7	.939
9 Hinojosa, C.J	.273	49-49	176	20	48	7	0	1	24	58	.330	21	2	27	3	.350	4	13	3-4	73	135	13	.941
1 Barrera, Tres	.266	47-45	169	22	45	10	2	2	26	65	.385	12	6	27	5	.335	1	4	0-0	213	26	4	.984
8 Marlow, Brooks	.262	49-49	191	32	50	7	1	2	17	65	.340	36	1	26	2	.380	1	8	3-4	101	160	2	.992
4 Shaw, Collin	.254	43-38	130	15	33	4	1	0	18	39	.300	18	4	26	0	.355	3	7	9-13	67	2	1	.986
42 Clemens, Kacy	.217	47-45	143	17	31	4	0	0	9	35	.245	33	0	35	0	.364	0	5	0-0	460	20	5	.990
-----																							
35 Carter, Madison	.340	24-15	53	14	18	2	0	0	5	20	.377	7	0	11	2	.417	0	9	1-1	0	2	0	1.000
12 Felts, Jacob	.218	18-13	55	4	12	1	1	0	6	15	.273	3	0	5	4	.259	0	2	0-0	1	0	0	1.000
33 Montalbano, Jeremy	.171	26-23	82	5	14	6	0	0	4	20	.244	1	3	12	0	.209	0	5	0-0	88	7	0	1.000
11 Silver, Alex	.125	4-1	8	4	1	0	0	0	1	1	.125	2	0	1	0	.300	0	0	0-0	24	1	1	.962
5 McGuire, Andy	.113	22-22	71	6	8	1	0	0	7	9	.127	7	2	14	1	.210	1	5	1-2	13	34	4	.922
38 Culbreth, Ty	.000	2-2	6	0	0	0	0	0	0	0	.000	0	0	0	0	.000	0	0	0-0	0	6	0	1.000
48 Marlow, Ty	.000	1-0	0	0	0	0	0	0	0	0	.000	0	0	0	0	.000	0	0	0-0	0	1	0	1.000
7 Hall, Weston	.000	7-0	0	2	0	0	0	0	0	0	.000	0	0	0	0	.000	0	0	0-0	1	0	0	1.000
Totals	.259	49	1577	220	408	67	13	12	194	537	.341	215	33	250	22	.356	17	77	55-63	1314	566	49	.975
Opponents	.230	49	1585	145	365	52	5	4	117	439	.277	158	29	280	41	.310	8	47	22-33	1268	539	52	.972

LOB - Team (431), Opp (369). DPs turned - Team (52), Opp (29). CI - Team (1), Barrera 1.

**(All games Sorted by Earned run avg)**

Player	era	w-l	app	gs	cg	sho	sv	ip	h	r	er	bb	so	2b	3b	hr	b/avg	wp	hp	bk	sfa	sha
36 Thornhill, Nathan	1.75	6-2	15	10	1	0/5	2	72.0	51	14	14	25	45	6	0	2	.204	1	2	0	1	4
24 French, Parker	2.27	5-4	13	12	0	0/2	0	75.1	67	33	19	28	50	10	0	0	.244	3	9	0	3	10
32 Peters, Dillon	2.50	5-3	11	11	0	0/1	0	68.1	68	24	19	18	42	10	0	0	.267	9	6	0	2	10
34 Schiraldi, Lukas	4.39	6-3	11	11	0	0/1	0	55.1	50	30	27	30	30	5	2	0	.245	7	2	0	1	8
-----																						
27 Duke, Travis	0.00	2-0	21	0	0	0/1	0	18.1	12	1	0	4	16	1	0	0	.188	0	3	1	1	1
29 Malmin, Jon	0.00	0-0	2	0	0	0/1	0	2.1	2	0	0	2	1	0	0	0	.200	1	0	0	0	0
48 Marlow, Ty	0.00	0-0	2	0	0	0/0	0	2.0	2	0	0	0	0	0	0	0	.286	0	0	0	0	0
43 Curtiss, John	0.94	1-0	19	1	0	0/3	8	28.2	17	4	3	12	19	2	0	0	.172	2	2	1	0	4
31 Hollingsworth, Chad	1.10	2-0	21	0	0	0/3	1	32.2	21	6	4	7	17	2	2	0	.193	1	1	0	0	5
38 Culbreth, Ty	1.93	1-0	17	0	0	0/0	0	23.1	12	6	5	11	17	2	0	1	.158	0	1	0	0	1
41 Cooper, Morgan	2.68	4-2	22	0	0	0/1	3	37.0	34	15	11	6	27	8	1	1	.239	6	0	2	0	3
28 Goins, Blake	3.38	1-0	7	4	0	0/1	0	10.2	10	4	4	8	7	0	0	0	.244	1	3	0	0	0
30 Sawyer, Josh	5.59	1-0	7	0	0	0/1	0	9.2	14	6	6	6	8	4	0	0	.333	3	0	0	0	0
15 Peters, Justin	7.71	0-1	3	0	0	0/0	0	2.1	5	2	2	1	1	2	0	0	.455	0	0	0	0	1
Totals	2.34	34-15	49	49	1	8/8	14	438.0	365	145	114	158	280	52	5	4	.230	34	29	4	8	47
Opponents	3.71	15-34	49	49	2	3/3	6	422.2	408	220	174	215	250	67	13	12	.259	32	33	7	17	77

PB - Team (6), Barrera 5, Montalbano 1, Opp (8). Pickoffs - Team (1), French 1, Opp (7).

**2014 Texas Longhorns Baseball**  
**Conference statistics for Texas Longhorns (as of May 12, 2014)**  
**(Big 12 games only Sorted by Batting avg)**

Record: 11-10 Home: 5-7 Away: 6-3 Big 12: 11-10

Player	avg	gp-gs	ab	r	h	2b	3b	hr	rbi	tb	slg%	bb	hp	so	gdp	ob%	sf	sh	sb-att	po	a	e	fld%
35 Carter, Madison	.409	15-12	44	11	18	2	0	0	4	20	.455	5	0	7	2	.469	0	4	1-1	0	0	0	.000
50 Gurwitz, Zane	.289	21-20	76	6	22	4	0	0	10	26	.342	2	0	14	0	.308	0	4	2-2	17	51	3	.958
2 Payton, Mark	.280	21-21	82	8	23	8	0	0	12	31	.378	14	2	7	2	.398	0	1	7-7	51	0	0	1.000
1 Barrera, Tres	.269	21-21	78	11	21	6	0	2	13	33	.423	8	5	11	1	.374	0	2	0-0	113	20	3	.978
9 Hinojosa, C.J	.266	21-21	79	10	21	2	0	1	8	26	.329	7	2	16	1	.333	2	2	1-1	32	53	10	.895
8 Marlow, Brooks	.256	21-21	90	13	23	7	0	2	8	36	.400	11	0	13	2	.337	0	2	1-1	48	61	1	.991
14 Johnson, Ben	.250	21-21	88	12	22	4	1	1	6	31	.352	5	5	12	0	.327	0	3	7-7	44	0	2	.957
4 Shaw, Collin	.233	21-21	73	5	17	3	0	0	7	20	.274	10	1	15	0	.333	0	7	5-8	42	2	1	.978
42 Clemens, Kacy	.203	20-18	59	4	12	2	0	0	5	14	.237	12	0	15	0	.338	0	1	0-0	187	6	1	.995
-----																							
12 Felts, Jacob	.200	6-3	15	1	3	0	0	0	2	3	.200	2	0	2	1	.294	0	0	0-0	0	0	0	.000
11 Silver, Alex	.167	2-1	6	2	1	0	0	0	1	1	.167	1	0	1	0	.286	0	0	0-0	16	1	1	.944
33 Montalbano, Jeremy	.143	5-4	14	0	2	0	0	0	1	2	.143	0	1	5	0	.200	0	0	0-0	11	3	0	1.000
5 McGuire, Andy	.100	3-3	10	0	1	0	0	0	0	1	.100	0	0	1	1	.100	0	1	0-0	1	0	0	1.000
38 Culbreth, Ty	.000	2-2	6	0	0	0	0	0	0	0	.000	0	0	0	0	.000	0	0	0-0	0	2	0	1.000
7 Hall, Weston	.000	4-0	0	1	0	0	0	0	0	0	.000	0	0	0	0	.000	0	0	0-0	0	0	0	.000
Totals	.258	21	720	84	186	38	1	6	77	244	.339	77	16	119	10	.342	2	27	24-27	570	248	26	.969
Opponents	.240	21	695	74	167	26	2	3	58	206	.296	65	17	116	17	.320	2	27	10-16	566	243	20	.976

LOB - Team (192), Opp (162). DPs turned - Team (22), Opp (14).

**(Big 12 games only Sorted by Earned run avg)**

Player	era	w-l	app	gs	cg	sho	sv	ip	h	r	er	bb	so	2b	3b	hr	b/avg	wp	hp	bk	sfa	sha
36 Thornhill, Nathan	2.38	2-2	7	7	1	0/2	0	41.2	31	11	11	12	29	5	0	2	.211	1	2	0	0	3
32 Peters, Dillon	3.06	3-2	6	6	0	0/0	0	35.1	38	14	12	10	28	6	0	0	.275	7	4	0	0	6
24 French, Parker	3.24	2-3	7	7	0	0/1	0	41.2	41	22	15	19	18	6	0	0	.270	2	7	0	2	7
-----																						
27 Duke, Travis	0.00	1-0	7	0	0	0/0	0	5.1	3	0	0	1	6	0	0	0	.167	0	0	0	0	0
30 Sawyer, Josh	0.00	0-0	1	0	0	0/0	0	3.0	2	0	0	1	0	1	0	0	.200	0	0	0	0	0
31 Hollingsworth, Chad	1.37	1-0	12	0	0	0/2	1	19.2	16	5	3	6	9	1	2	0	.232	1	1	0	0	4
43 Curtiss, John	1.50	1-0	10	0	0	0/2	3	18.0	12	3	3	7	12	2	0	0	.188	2	2	1	0	3
38 Culbreth, Ty	4.15	0-0	5	0	0	0/0	0	4.1	1	3	2	4	1	0	0	0	.091	0	1	0	0	1
41 Cooper, Morgan	4.26	1-2	10	0	0	0/0	1	19.0	19	11	9	3	13	3	0	1	.253	4	0	0	0	2
34 Schiraldi, Lukas	13.50	0-1	1	1	0	0/0	0	2.0	4	5	3	2	0	2	0	0	.364	1	0	0	0	1
Totals	2.75	11-10	21	21	1	3/3	5	190.0	167	74	58	65	116	26	2	3	.240	18	17	1	2	27
Opponents	3.10	10-11	21	21	1	2/2	6	188.2	186	84	65	77	119	38	1	6	.258	10	16	1	2	27

PB - Team (3), Barrera 2, Montalbano 1, Opp (3). Pickoffs - Team (0), Opp (2).

**2014 Texas Longhorns Baseball**  
**Conference statistics for Texas Longhorns (as of May 12, 2014)**  
**(Big 12 games only Sorted by Fielding pct)**

Player	c	po	a	e	fld%	dp	sba	csb	sba%	pb	ci
2 Payton, Mark	51	51	0	0	1.000	0	0	0	---	0	0
33 Montalbano, Jeremy	14	11	3	0	1.000	0	1	1	.500	1	0
36 Thornhill, Nathan	10	3	7	0	1.000	0	3	3	.500	0	0
31 Hollingsworth, Chad	7	0	7	0	1.000	0	0	0	---	0	0
30 Sawyer, Josh	2	0	2	0	1.000	0	0	0	---	0	0
38 Culbreth, Ty	2	0	2	0	1.000	0	0	0	---	0	0
43 Curtiss, John	2	0	2	0	1.000	0	2	0	1.000	0	0
5 McGuire, Andy	1	1	0	0	1.000	1	0	0	---	0	0
42 Clemens, Kacy	194	187	6	1	.995	14	0	0	---	0	0
8 Marlow, Brooks	110	48	61	1	.991	21	0	0	---	0	0
1 Barrera, Tres	136	113	20	3	.978	1	9	5	.643	2	0
4 Shaw, Collin	45	42	2	1	.978	0	0	0	---	0	0
50 Gurwitz, Zane	71	17	51	3	.958	6	0	0	---	0	0
14 Johnson, Ben	46	44	0	2	.957	0	0	0	---	0	0
32 Peters, Dillon	19	3	15	1	.947	0	1	1	.500	0	0
11 Silver, Alex	18	16	1	1	.944	3	0	0	---	0	0
9 Hinojosa, C.J	95	32	53	10	.895	13	0	0	---	0	0
24 French, Parker	18	1	15	2	.889	0	3	2	.600	0	0
41 Cooper, Morgan	3	1	1	1	.667	0	0	0	---	0	0
7 Hall, Weston	0	0	0	0	.000	0	0	0	---	0	0
35 Carter, Madison	0	0	0	0	.000	0	0	0	---	0	0
27 Duke, Travis	0	0	0	0	.000	0	0	0	---	0	0
34 Schiraldi, Lukas	0	0	0	0	.000	0	1	0	1.000	0	0
12 Felts, Jacob	0	0	0	0	.000	0	0	0	---	0	0
Totals	844	570	248	26	.969	22	10	6	.625	3	0
Opponents	829	566	243	20	.976	14	24	3	.889	3	0

Hitting minimums - 1 Games 2.0 AB/Game

Pitching minimums - 1 Games 1.0 IP/Game

**2014 Texas Longhorns Baseball**  
**Game Results for Texas Longhorns (as of May 12, 2014)**  
**(All games)**

Date	Opponent	Score	Inns	Overall	Big 12	Pitcher of record	Attend	Time
Feb 14, 2014	at California	L 0-7	9	0-1-0	0-0-0	French (L 0-1)	825	3:02
Feb 15, 2014	at California-1	L 1-2	9	0-2-0	0-0-0	J. Peters (L 0-1)	831	2:26
Feb 15, 2014	at California-2	w 6-2	9	1-2-0	0-0-0	Schiraldi (W 1-0)	913	2:54
Feb 16, 2014	at California	w 5-0	9	2-2-0	0-0-0	Thornhill (W 1-0)	1231	2:25
Feb 18, 2014	TEXAS A&M - CC	w 10-0	8	3-2-0	0-0-0	Sawyer (W 1-0)	4901	2:33
Feb 21, 2014	STANFORD	w 9-3	9	4-2-0	0-0-0	French (W 1-1)	5929	2:53
Feb 22, 2014	STANFORD	w 4-3	9	5-2-0	0-0-0	Thornhill (W 2-0)	7044	2:43
Feb 23, 2014	STANFORD	L 5-11	8	5-3-0	0-0-0	Schiraldi (L 1-1)	6437	3:20
Feb 25, 2014	UTPA	w 2-1	(11)	6-3-0	0-0-0	Thornhill (W 3-0)	4598	3:33
Feb 28, 2014	vs #10 Rice	w 2-0	9	7-3-0	0-0-0	D. Peters (W 1-0)	5958	2:34
Mar 01, 2014	vs Houston Cougars	w 3-2	9	8-3-0	0-0-0	French (W 2-1)	7839	2:37
Mar 02, 2014	vs Sam Houston State	w 3-2	9	9-3-0	0-0-0	Cooper (W 1-0)	6046	3:00
Mar 04, 2014	VALPARAISO	w 7-1	9	10-3-0	0-0-0	Goins (W 1-0)	4551	2:34
Mar 07, 2014	HAWAII	w 3-2	9	11-3-0	0-0-0	Duke (W 1-0)	4915	2:17
Mar 08, 2014	HAWAII	L 1-6	7	11-4-0	0-0-0	D. Peters (L 1-1)	5131	1:58
Mar 08, 2014	HAWAII-2	w 3-2	9	12-4-0	0-0-0	Cooper (W 2-0)	5131	2:18
Mar 09, 2014	HAWAII	w 4-1	9	13-4-0	0-0-0	Schiraldi (W 2-1)	4761	2:24
Mar 11, 2014	at Texas State	w 6-3	9	14-4-0	0-0-0	Culbreth (W 1-0)	2603	2:47
* Mar 14, 2014	KANSAS	L 2-3	9	14-5-0	0-1-0	French (L 2-2)	5639	2:44
* Mar 15, 2014	KANSAS	w 2-1	9	15-5-0	1-1-0	D. Peters (W 2-1)	5772	2:15
* Mar 16, 2014	KANSAS	L 1-6	9	15-6-0	1-2-0	Cooper (L 2-1)	5142	2:48
Mar 18, 2014	DALLAS BAPTIST	w 5-0	9	16-6-0	1-2-0	Schiraldi (W 3-1)	4813	2:34
Mar 21, 2014	COLUMBIA	w 7-3	9	17-6-0	1-2-0	D. Peters (W 3-1)	4910	2:47
Mar 22, 2014	COLUMBIA-1	w 6-1	9	18-6-0	1-2-0	French (W 3-2)	5489	2:40
Mar 22, 2014	COLUMBIA-2	w 11-0	9	19-6-0	1-2-0	Thornhill (W 4-0)	5489	2:31
Mar 25, 2014	TEXAS STATE	w 5-1	9	20-6-0	1-2-0	Schiraldi (W 4-1)	5163	2:31
* Mar 28, 2014	at #24 Texas Tech	w 11-1	9	21-6-0	2-2-0	French (W 4-2)	4206	2:48
* Mar 29, 2014	at #24 Texas Tech	L 4-8	9	21-7-0	2-3-0	D. Peters (L 3-2)	4353	2:35
* Mar 30, 2014	at #24 Texas Tech	w 5-2	(12)	22-7-0	3-3-0	Curtiss (W 1-0)	3992	3:53
Apr 1, 2014	at #12 Rice	w 5-2	9	23-7-0	3-3-0	Schiraldi (W 5-1)	4778	3:19
* Apr 04, 2014	BAYLOR	w 5-4	9	24-7-0	4-3-0	Duke (W 2-0)	5868	3:18
* Apr 05, 2014	BAYLOR	w 6-3	9	25-7-0	5-3-0	D. Peters (W 4-2)	6854	3:10
* Apr 06, 2014	BAYLOR	w 4-0	9	26-7-0	6-3-0	Thornhill (W 5-0)	5597	2:51
Apr 08, 2014	#21 RICE	L 2-7	9	26-8-0	6-3-0	Schiraldi (L 5-2)	5907	3:00
* Apr 11, 2014	at #26 Oklahoma	w 10-8	(10)	27-8-0	7-3-0	Cooper (W 3-1)	2011	3:24
* Apr 12, 2014	at #26 Oklahoma	w 7-2	9	28-8-0	8-3-0	D. Peters (W 5-2)	4102	2:48
* Apr 13, 2014	at #26 Oklahoma	w 8-1	9	29-8-0	9-3-0	Thornhill (W 6-0)	1156	4:38
Apr 15, 2014	UT - ARLINGTON	w 10-2	9	30-8-0	9-3-0	Hollingswrth (W 1-0)	5083	2:46
* Apr 17, 2014	TEXAS CHRISTIAN	L 0-3	9	30-9-0	9-4-0	French (L 4-3)	5435	2:53
* Apr 18, 2014	TEXAS CHRISTIAN	L 0-2	9	30-10-0	9-5-0	D. Peters (L 5-3)	6757	3:02
* Apr 19, 2014	TEXAS CHRISTIAN	L 1-3	9	30-11-0	9-6-0	Thornhill (L 6-1)	7535	3:11
Apr 22, 2014	UTPA	w 5-4	9	31-11-0	9-6-0	Cooper (W 4-1)	4792	3:41
* Apr 25, 2014	#21 OKLAHOMA STATE	w 3-0	9	32-11-0	10-6-0	French (W 5-3)	6230	2:20
* Apr 26, 2014	#21 OKLAHOMA STATE	L 1-2	9	32-12-0	10-7-0	Cooper (L 4-2)	6388	3:17
* Apr 27, 2014	#21 OKLAHOMA STATE	L 3-8	9	32-13-0	10-8-0	Thornhill (L 6-2)	6247	2:53
Apr 29, 2014	PRAIRIE VIEW A&M	w 6-3	9	33-13-0	10-8-0	Schiraldi (W 6-2)	4881	2:32
* May 02, 2014	at West Virginia	L 3-5	9	33-14-0	10-9-0	French (L 5-4)	1552	2:42
* May 03, 2014	at West Virginia	w 2-0	9	34-14-0	11-9-0	Hollingswrth (W 2-0)	1624	2:37
* May 04, 2014	at West Virginia	L 6-12	9	34-15-0	11-10-0	Schiraldi (L 6-3)	2237	2:41

\* = Conference game

() extra inning game



**2014 Texas Longhorns Baseball**  
**Games Summary for Texas Longhorns (as of May 12, 2014)**  
**(All games)**

<b>Score by innings</b>	<b>1</b>	<b>2</b>	<b>3</b>	<b>4</b>	<b>5</b>	<b>6</b>	<b>7</b>	<b>8</b>	<b>9</b>	<b>EX</b>	<b>Total</b>
Texas Longhorns	29	23	20	25	32	27	23	21	14	6	220
Opponents	14	22	24	15	27	11	10	11	11	0	145

**Record when ...**

Overall	34-15	After 6 leading	27-1
Conference	11-10	..... trailing	4-13
Non-Conference	23-5	..... tied	3-1
Home games	21-10	After 7 leading	27-0
Away games	10-5	..... trailing	2-13
Neutral site	3-0	..... tied	5-1
Day games	14-9	After 8 leading	29-0
Night games	20-6	..... trailing	2-12
vs Left starter	13-8	..... tied	2-1
vs Right starter	21-7		
1-Run games	9-3	Hit 0 home runs	24-13
2-Run games	3-3	... 1 home run	10-2
5+Run games	11-7	... 2+ home runs	0-0
Extra innings	3-0		
Shutouts	8-3	Opponent 0 home runs	34-12
		..... 1 home run	0-2
Scoring 0-2 runs	4-10	..... 2+ HRs	0-1
..... 3-5 runs	15-4		
..... 6-9 runs	10-1	Made 0 errors	17-4
..... 10+ runs	5-0	.... 1 error	13-4
		.... 2+ errors	4-7
Opponent 0-2 runs	25-3		
..... 3-5 runs	8-4	Opp. made 0 errors	11-6
..... 6-9 runs	1-6	..... 1 error	14-6
..... 10+ runs	0-2	..... 2+ errors	9-3
Scored in 1st inning	17-2	Out-hit opponent	23-3
Opp. scored in 1st	6-4	Out-hit by opponent	8-10
Scores first	23-5	Hits are tied	3-2
Opp. scores first	11-10		

**Record when team scores:**

Runs	0	1	2	3	4	5	6	7	8	9	10+
W-L	0-3	0-5	4-2	5-2	3-1	7-1	5-1	3-0	1-0	1-0	5-0

**Record when opponent scores:**

Runs	0	1	2	3	4	5	6	7	8	9	10+
W-L	8-0	8-0	9-3	6-3	2-0	0-1	0-2	0-2	1-2	0-0	0-2

**Record when leading after:**

Inn.	1	2	3	4	5	6	7	8
W-L	16-1	16-3	16-2	25-2	26-1	27-1	27-0	29-0

**Record when trailing after:**

Inn.	1	2	3	4	5	6	7	8
W-L	5-4	7-8	5-10	4-10	5-11	4-13	2-13	2-12

**Record when tied after:**

Inn.	1	2	3	4	5	6	7	8
W-L	13-10	11-4	13-3	5-3	3-3	3-1	5-1	2-1

Current losing streak: 1  
Longest winning streak: 6  
Longest losing streak: 3

Home attendance : 173389 ( 31 dates avg = 5593 )  
Away attendance : 56257 ( 18 dates avg = 3125 )  
Total attendance: 229646 ( 49 dates avg = 4686 )

**2014 Texas Longhorns Baseball**  
**Miscellaneous Stats for Texas Longhorns (as of May 12, 2014)**  
**(All games)**

<b>Multiple Hit Games</b>	<b>2</b>	<b>3</b>	<b>4</b>	<b>5+</b>	<b>Total</b>
2 Payton, Mark	11	5	1	-	17
14 Johnson, Ben	13	1	-	-	14
50 Gurwitz, Zane	12	1	1	-	14
9 Hinojosa, C.J	11	2	-	-	13
8 Marlow, Brooks	10	-	2	-	12
1 Barrera, Tres	6	3	1	-	10
4 Shaw, Collin	8	1	-	-	9
42 Clemens, Kacy	5	1	-	-	6
35 Carter, Madison	2	3	-	-	5
33 Montalbano, Jerem	2	1	-	-	3
12 Felts, Jacob	2	-	-	-	2
TEAM	82	18	5	0	105

<b>Multiple RBI Games</b>	<b>2</b>	<b>3</b>	<b>4</b>	<b>5+</b>	<b>Total</b>
2 Payton, Mark	5	3	-	-	8
9 Hinojosa, C.J	5	1	-	-	6
1 Barrera, Tres	4	1	1	-	6
14 Johnson, Ben	4	2	-	-	6
50 Gurwitz, Zane	3	1	-	-	4
4 Shaw, Collin	1	1	-	-	2
8 Marlow, Brooks	2	-	-	-	2
5 McGuire, Andy	2	-	-	-	2
42 Clemens, Kacy	2	-	-	-	2
12 Felts, Jacob	1	-	-	-	1
33 Montalbano, Jerem	1	-	-	-	1
TEAM	30	9	1	0	40

<b>Hitting Streaks</b>	<b>Longest</b>	<b>Current</b>
1 Barrera, Tres	9	1
2 Payton, Mark	9	2
14 Johnson, Ben	8	1
9 Hinojosa, C.J	7	-
8 Marlow, Brooks	6	1
42 Clemens, Kacy	5	-
12 Felts, Jacob	4	-
33 Montalbano, Jerem	4	-
4 Shaw, Collin	4	1
50 Gurwitz, Zane	4	2
35 Carter, Madison	3	3
5 McGuire, Andy	3	-
11 Silver, Alex	1	1

<b>Reached Base Streaks</b>	<b>Longest</b>	<b>Current</b>
2 Payton, Mark	49	49
1 Barrera, Tres	16	2
4 Shaw, Collin	14	1
8 Marlow, Brooks	12	1
9 Hinojosa, C.J	12	-
42 Clemens, Kacy	10	-
35 Carter, Madison	10	3
14 Johnson, Ben	9	1
50 Gurwitz, Zane	9	2
12 Felts, Jacob	4	2
33 Montalbano, Jerem	4	-
5 McGuire, Andy	4	-
11 Silver, Alex	2	1

**2014 Texas Longhorns Baseball**  
**Season Game Highs for Texas Longhorns (as of May 12, 2014)**  
**(All games)**

TEAM GAME HIGHS

Batting

At bats:	48	-	at Texas Tech (Mar 30, 2014)
Runs scored:	11	-	vs Columbia (Mar 22, 2014)
	11	-	at Texas Tech (Mar 28, 2014)
Hits:	16	-	at Texas Tech (Mar 28, 2014)
RBI's:	11	-	at Texas Tech (Mar 28, 2014)
Doubles:	5	-	at Oklahoma (Apr 13, 2014)
Triples:	2	-	at Texas State (Mar 11, 2014)
Home runs:	1	-	(12 times )
Total bases:	25	-	at Oklahoma (Apr 13, 2014)
Walks:	9	-	vs Stanford (Feb 23, 2014)
Strikeouts:	13	-	vs Texas Christian (Apr 17, 2014)
Sac hits:	4	-	(4 times )
Sac flies:	2	-	(4 times )
Stolen bases:	5	-	vs Prairie View A&M (Apr 29, 2014)
Hit by pitch:	4	-	at Texas Tech (Mar 28, 2014)
Caught stealing:	2	-	vs Texas A&M - CC (Feb 18, 2014)
Runners LOB:	15	-	at Texas Tech (Mar 30, 2014)
Hit into DP:	3	-	vs Rice (Apr 08, 2014)
	3	-	vs Texas Christian (Apr 19, 2014)

Fielding

Putouts:	36	-	at Texas Tech (Mar 30, 2014)
Assists:	17	-	at California (Feb 16, 2014)
	17	-	at Texas Tech (Mar 30, 2014)
	17	-	vs Baylor (Apr 04, 2014)
Errors:	5	-	at California (Feb 14, 2014)
	5	-	at West Virginia (May 02, 2014)
Passed balls:	2	-	vs Hawaii (Mar 08, 2014)
DPs turned:	3	-	vs Dallas Baptist (Mar 18, 2014)
	3	-	at West Virginia (May 02, 2014)
	3	-	at West Virginia (May 04, 2014)

Pitching

Innings pitched:	12.0	-	at Texas Tech (Mar 30, 2014)
Runs allowed:	12	-	at West Virginia (May 04, 2014)
Earned runs:	11	-	vs Stanford (Feb 23, 2014)
Walks allowed:	8	-	vs Stanford (Feb 23, 2014)
Strikeouts:	12	-	vs Baylor (Apr 05, 2014)
	12	-	vs Prairie View A&M (Apr 29, 2014)
Hits allowed:	14	-	at West Virginia (May 04, 2014)
Doubles allowed:	4	-	vs Columbia (Mar 21, 2014)
	4	-	at West Virginia (May 04, 2014)
Triples allowed:	1	-	(5 times )
Homers allowed:	2	-	vs Oklahoma State (Apr 27, 2014)
Wild pitches:	3	-	(4 times )
Hit batters:	2	-	(10 times )

**2014 Texas Longhorns Baseball**  
**Season Game Highs for Texas Longhorns (as of May 12, 2014)**  
**(All games)**

INDIVIDUAL GAME HIGHS

Batting

At bats:	6	-	(7 times )
Runs scored:	4	-	Johnson, Ben vs UT - Arlington (Apr 15, 2014)
Hits:	4	-	(5 times )
RBIs:	4	-	Barrera, Tres vs UT - Arlington (Apr 15, 2014)
Doubles:	3	-	Payton, Mark at Oklahoma (Apr 13, 2014)
Triples:	1	-	(13 times )
Home runs:	1	-	(12 times )
Total bases:	9	-	Marlow, Brooks at Texas Tech (Mar 28, 2014)
Walks:	4	-	Payton, Mark vs UT - Arlington (Apr 15, 2014)
Strikeouts:	3	-	(7 times )
Sac hits:	2	-	(6 times )
Sac flies:	2	-	Johnson, Ben at Texas State (Mar 11, 2014)
	2	-	Hinojosa, C.J vs Baylor (Apr 05, 2014)
Stolen bases:	3	-	Johnson, Ben vs Prairie View A&M (Apr 29, 2014)
Hit by pitch:	2	-	Barrera, Tres at Texas Tech (Mar 28, 2014)
	2	-	Johnson, Ben vs Rice (Apr 08, 2014)
Caught stealing:	1	-	(8 times )
Runners LOB:	6	-	Clemens, Kacy vs Stanford (Feb 23, 2014)

Fielding

Putouts:	16	-	Clemens, Kacy at California (Feb 16, 2014)
Assists:	7	-	Marlow, Brooks at California (Feb 16, 2014)
Errors:	3	-	Hinojosa, C.J at West Virginia (May 02, 2014)
Passed balls:	2	-	Barrera, Tres vs Hawaii (Mar 08, 2014)

Pitching

Innings pitched:	9.0	-	Thornhill, Nathan at Oklahoma (Apr 13, 2014)
Runs allowed:	8	-	French, Parker at Oklahoma (Apr 11, 2014)
Earned runs:	7	-	Schiraldi, Lukas vs Rice (Apr 08, 2014)
	7	-	Thornhill, Nathan vs Oklahoma State (Apr 27, 2014)
Walks allowed:	4	-	(6 times )
Strikeouts:	9	-	Peters, Dillon vs Baylor (Apr 05, 2014)
Hits allowed:	10	-	Schiraldi, Lukas vs Rice (Apr 08, 2014)
Doubles allowed:	3	-	Cooper, Morgan vs Columbia (Mar 21, 2014)
	3	-	French, Parker at Oklahoma (Apr 11, 2014)
Triples allowed:	1	-	(5 times )
Homers allowed:	2	-	Thornhill, Nathan vs Oklahoma State (Apr 27, 2014)
Wild pitches:	3	-	Peters, Dillon at Texas Tech (Mar 29, 2014)
	3	-	Peters, Dillon vs Oklahoma State (Apr 26, 2014)
Hit batters:	2	-	(8 times )



**2014 Texas Longhorns Baseball**  
**Individual Game-by-Game for Texas Longhorns (as of May 12, 2014)**

#14 Johnson, Ben - 49 games (All games)

Date	Opponent	Pos	AB	R	H	RBI	2B	3B	HR	BB	SB	CS	HBP	SAC	SF	GDP	K	PO	A	E	Avg
Feb 14	at California	*of	4	0	0	0	0	0	0	0	0	0	0	0	0	0	1	0	0	0	.000
Feb 15	at California-1	*of	3	0	1	1	0	0	0	0	0	0	0	0	1	0	0	1	0	0	.143
Feb 15	at California-2	*of	4	0	1	1	0	0	0	0	0	0	0	0	0	0	0	3	0	0	.182
Feb 16	at California	*of/of	2	0	0	0	0	0	0	2	0	0	0	0	0	0	1	3	0	0	.154
Feb 18	TEXAS A&M - CC	*of	3	2	1	0	0	0	0	0	1	0	1	0	0	0	1	2	0	0	.188
Feb 21	STANFORD	*of	4	2	1	0	1	0	0	0	0	0	0	0	0	0	1	2	0	0	.200
Feb 22	STANFORD	*of	2	1	1	0	0	1	0	2	0	0	0	0	0	0	0	2	0	0	.227
Feb 23	STANFORD	*of	2	2	1	0	0	1	0	2	0	0	0	0	0	0	0	1	0	0	.250
Feb 25	UTPA	*of	2	0	0	1	0	0	0	1	0	0	0	0	1	0	0	4	0	0	.231
Feb 28	vs Rice	*of	3	0	2	1	1	0	0	0	1	0	0	0	0	0	0	3	0	0	.276
Mar 01	vs Houston Cougars	*of	3	0	0	1	0	0	0	0	0	0	0	0	0	0	1	1	0	0	.250
Mar 02	vs Sam Houston State	*of	3	0	0	0	0	0	0	2	0	0	0	0	0	0	1	3	2	0	.229
Mar 04	VALPARAISO	*of	3	2	2	2	0	0	0	1	1	0	0	0	0	0	0	4	0	0	.263
Mar 07	HAWAII	*of	4	0	0	0	0	0	0	0	0	0	0	0	0	0	2	1	0	0	.238
Mar 08	HAWAII	*of	3	0	0	0	0	0	0	0	0	0	0	0	0	0	0	0	0	0	.222
Mar 08	HAWAII-2	*of	1	1	0	0	0	0	0	2	1	0	0	1	0	0	1	5	0	0	.217
Mar 09	HAWAII	*of	4	0	1	0	0	0	0	0	0	0	0	0	0	0	0	5	0	0	.220
Mar 11	at Texas State	*of	3	2	2	3	0	0	1	0	0	0	0	0	2	0	0	0	0	0	.245
Mar 14	KANSAS	*of	4	0	1	0	1	0	0	0	0	0	0	0	0	0	0	1	0	0	.246
Mar 15	KANSAS	*of	4	1	1	0	0	0	0	0	0	0	0	0	0	0	0	1	0	0	.246
Mar 16	KANSAS	*of	4	1	2	0	0	0	0	0	0	0	0	0	0	0	1	0	0	0	.262
Mar 18	DALLAS BAPTIST	*of	4	1	0	0	0	0	0	0	1	0	0	1	0	0	1	1	0	0	.246
Mar 21	COLUMBIA	*of	4	0	1	1	0	0	0	0	0	0	0	1	0	0	0	2	1	0	.247
Mar 22	COLUMBIA-1	*of	2	1	1	0	0	0	0	2	0	0	1	0	0	0	0	1	0	0	.253
Mar 22	COLUMBIA-2	*of	3	1	2	2	0	0	0	0	0	0	0	1	1	0	1	3	0	0	.269
Mar 25	TEXAS STATE	*of	4	2	2	1	0	0	1	1	0	0	0	0	0	0	1	3	0	0	.280
Mar 28	at Texas Tech	*of	5	1	1	0	0	0	0	0	0	0	1	0	0	0	1	1	0	0	.276
Mar 29	at Texas Tech	*of	4	0	2	1	0	0	0	1	0	0	0	0	0	0	0	2	0	0	.286
Mar 30	at Texas Tech	*of	6	2	3	1	1	0	1	1	0	0	0	0	0	0	0	4	0	0	.299
Apr 1	at Rice	*of	5	0	2	0	0	0	0	0	1	0	0	0	0	0	0	3	0	0	.304
Apr 04	BAYLOR	*of	5	0	0	0	0	0	0	0	0	0	0	0	0	0	1	1	0	0	.290
Apr 05	BAYLOR	*of	2	1	1	0	0	0	0	0	0	0	1	2	0	0	0	2	0	1	.294
Apr 06	BAYLOR	*of	5	1	1	0	0	0	0	0	0	0	0	0	0	0	0	3	0	0	.289
Apr 08	RICE	*of	1	0	1	1	0	0	0	1	1	0	2	0	0	0	0	1	0	0	.296
Apr 11	at Oklahoma	*of	4	2	1	1	1	0	0	1	1	0	1	0	0	0	1	4	0	1	.294
Apr 12	at Oklahoma	*of	4	1	1	0	0	0	0	1	1	0	0	0	0	0	0	2	0	0	.293
Apr 13	at Oklahoma	*of	5	0	1	2	0	1	0	0	0	0	1	0	0	0	1	2	0	0	.289
Apr 15	UT - ARLINGTON	*of	3	4	2	3	0	0	1	1	1	0	1	0	0	0	0	2	0	0	.298
Apr 17	TEXAS CHRISTIAN	*of	4	0	0	0	0	0	0	0	0	0	0	0	0	0	1	0	0	0	.289
Apr 18	TEXAS CHRISTIAN	*of	3	0	1	0	0	0	0	1	0	0	0	0	0	0	1	2	0	0	.290
Apr 19	TEXAS CHRISTIAN	*of	3	0	0	0	0	0	0	0	0	0	0	1	0	0	0	2	0	0	.284
Apr 22	UTPA	*of	3	1	2	2	0	0	1	2	1	0	0	0	0	0	0	2	0	0	.292
Apr 25	OKLAHOMA STATE	*of	4	0	0	0	0	0	0	0	0	0	0	0	0	0	0	4	0	0	.284
Apr 26	OKLAHOMA STATE	*of	4	0	1	0	0	0	0	0	0	0	0	0	0	0	1	2	0	0	.283
Apr 27	OKLAHOMA STATE	*of	4	1	2	0	0	0	0	0	2	0	1	0	0	0	0	3	0	0	.288
Apr 29	PRAIRIE VIEW A&M	*of	4	2	2	0	1	0	0	1	3	0	0	0	0	0	0	1	0	0	.294
May 02	at West Virginia	*of	5	0	2	1	1	0	0	0	2	0	0	0	0	0	2	2	0	0	.297
May 03	at West Virginia	*of	4	0	0	0	0	0	0	0	0	0	0	0	0	0	0	3	0	0	.290
May 04	at West Virginia	*of	5	1	1	0	0	0	0	0	1	0	0	0	0	0	2	3	0	0	.287
Totals		49gs	174	36	50	26	7	3	5	25	19	0	10	7	5	0	24	103	3	2	.287

On base pct. .397 • Slugging pct. .448

**2014 Texas Longhorns Baseball**  
**Individual Game-by-Game for Texas Longhorns (as of May 12, 2014)**

**#8 Marlow, Brooks - 49 games (All games)**

Date	Opponent	Pos	AB	R	H	RBI	2B	3B	HR	BB	SB	CS	HBP	SAC	SF	GDP	K	PO	A	E	Avg
Feb 14	at California	*2b	4	0	1	0	0	0	0	0	0	0	0	0	0	0	0	1	3	0	.250
Feb 15	at California-1	*2b	4	0	1	0	0	0	0	0	0	0	0	0	0	0	0	2	6	1	.250
Feb 15	at California-2	*2b	3	1	0	0	0	0	0	1	0	0	0	1	0	0	0	2	2	0	.182
Feb 16	at California	*2b	4	1	1	1	0	0	0	1	0	0	0	0	0	0	1	1	7	0	.200
Feb 18	TEXAS A&M - CC	*2b	5	1	2	1	0	0	0	0	1	0	0	0	0	0	1	3	2	0	.250
Feb 21	STANFORD	*2b	4	2	1	1	0	0	0	1	0	0	0	0	0	0	1	2	4	0	.250
Feb 22	STANFORD	*2b	3	1	1	0	0	0	0	2	0	0	0	0	0	0	0	3	5	0	.259
Feb 23	STANFORD	*2b	3	0	1	1	0	0	0	1	0	0	0	0	1	0	0	2	4	0	.267
Feb 25	UTPA	*2b	5	0	2	0	0	0	0	0	0	1	0	0	0	0	1	2	4	0	.286
Feb 28	vs Rice	*2b	3	0	0	0	0	0	0	0	0	0	0	1	0	0	0	1	3	0	.263
Mar 01	vs Houston Cougars	*2b	4	1	1	0	0	0	0	0	0	0	0	0	0	0	2	3	0	0	.262
Mar 02	vs Sam Houston State	*2b	2	0	1	0	0	0	0	1	0	0	1	1	0	0	0	2	4	0	.273
Mar 04	VALPARAISO	*2b	3	0	2	0	0	0	0	2	0	0	0	0	0	0	0	1	1	0	.298
Mar 07	HAWAII	*2b	4	0	1	0	0	0	0	0	0	0	0	0	0	0	1	3	6	0	.294
Mar 08	HAWAII	*2b	3	1	0	0	0	0	0	1	0	0	0	0	0	0	1	1	3	0	.278
Mar 08	HAWAII-2	*2b	2	1	1	0	0	0	0	2	0	0	0	0	0	0	0	4	5	0	.286
Mar 09	HAWAII	*2b	3	0	0	0	0	0	0	1	0	0	0	1	0	0	0	2	5	0	.271
Mar 11	at Texas State	*2b	5	0	1	1	0	1	0	0	0	0	0	0	0	0	1	1	1	0	.266
Mar 14	KANSAS	*2b	3	1	0	0	0	0	0	1	0	0	0	0	0	0	0	3	2	0	.254
Mar 15	KANSAS	*2b	4	0	0	0	0	0	0	0	0	0	0	0	0	0	0	1	1	0	.239
Mar 16	KANSAS	*2b	4	0	0	0	0	0	0	0	0	0	0	0	0	0	0	0	1	0	.227
Mar 18	DALLAS BAPTIST	*2b	2	1	1	0	0	0	0	3	0	0	0	0	0	0	0	1	4	0	.234
Mar 21	COLUMBIA	*2b	4	1	2	1	0	0	0	1	0	0	0	0	0	0	1	3	1	0	.247
Mar 22	COLUMBIA-1	*2b	4	1	2	2	0	0	0	1	0	0	0	0	0	0	0	0	2	0	.259
Mar 22	COLUMBIA-2	*2b	4	2	1	0	0	0	0	2	1	0	0	0	0	0	0	3	2	0	.258
Mar 25	TEXAS STATE	*2b	3	1	0	0	0	0	0	1	0	0	0	1	0	0	0	0	1	0	.250
Mar 28	at Texas Tech	*2b	6	3	4	1	2	0	1	0	0	0	0	0	0	0	0	4	1	0	.276
Mar 29	at Texas Tech	*2b	3	1	0	0	0	0	0	2	0	0	0	0	0	1	0	3	4	0	.267
Mar 30	at Texas Tech	*2b	6	0	2	1	1	0	0	1	0	0	0	0	0	0	1	4	5	0	.271
Apr 1	at Rice	*2b	4	3	1	0	0	0	0	2	0	0	0	0	0	0	1	2	4	0	.270
Apr 04	BAYLOR	*2b	4	2	2	0	2	0	0	1	0	0	0	0	0	0	2	4	4	0	.278
Apr 05	BAYLOR	*2b	4	1	1	0	0	0	0	1	0	0	0	0	0	0	0	1	4	0	.277
Apr 06	BAYLOR	*2b	4	0	1	1	0	0	0	0	0	0	0	1	0	0	1	1	2	0	.276
Apr 08	RICE	*2b	4	0	0	0	0	0	0	0	0	0	0	0	0	0	1	4	4	0	.268
Apr 11	at Oklahoma	*2b	5	1	1	1	1	0	0	1	0	0	0	0	0	0	1	3	4	0	.265
Apr 12	at Oklahoma	*2b	5	0	1	0	0	0	0	0	0	0	0	0	0	0	1	3	4	1	.263
Apr 13	at Oklahoma	*2b	5	2	1	2	0	0	1	1	0	0	0	0	0	0	1	2	2	0	.261
Apr 15	UT - ARLINGTON	*2b	4	0	0	0	0	0	0	0	0	0	0	1	0	0	1	3	2	0	.253
Apr 17	TEXAS CHRISTIAN	*2b	4	0	1	0	0	0	0	0	0	0	0	0	0	0	2	3	2	0	.253
Apr 18	TEXAS CHRISTIAN	*2b	4	0	0	0	0	0	0	0	0	0	0	0	0	0	1	1	3	0	.247
Apr 19	TEXAS CHRISTIAN	*2b	4	1	2	0	0	0	0	0	0	0	0	0	0	0	0	5	0	0	.253
Apr 22	UTPA	*2b	4	1	2	0	0	0	0	1	0	0	0	0	0	0	0	1	5	0	.259
Apr 25	OKLAHOMA STATE	*2b	5	0	0	0	0	0	0	0	0	0	0	0	0	0	0	1	4	0	.251
Apr 26	OKLAHOMA STATE	*2b	4	0	0	0	0	0	0	1	0	0	0	0	0	0	1	1	2	0	.246
Apr 27	OKLAHOMA STATE	*2b	4	0	2	0	1	0	0	1	1	0	0	0	0	0	0	0	2	0	.251
Apr 29	PRAIRIE VIEW A&M	*2b	4	0	1	1	0	0	0	1	0	0	0	0	0	0	0	1	6	0	.251
May 02	at West Virginia	*2b	5	1	4	1	0	0	0	0	0	0	0	0	0	0	1	2	3	0	.266
May 03	at West Virginia	*2b	3	0	0	0	0	0	0	0	0	0	0	1	0	0	1	2	5	0	.262
May 04	at West Virginia	*2b	4	0	1	1	0	0	0	1	0	0	0	0	0	1	0	4	6	0	.262
Totals		49gs	191	32	50	17	7	1	2	36	3	1	1	8	1	2	26	101	160	2	.262

On base pct. .380 • Slugging pct. .340

**2014 Texas Longhorns Baseball**  
**Individual Game-by-Game for Texas Longhorns (as of May 12, 2014)**

#1 Barrera, Tres - 47 games (All games)

Date	Opponent	Pos	AB	R	H	RBI	2B	3B	HR	BB	SB	CS	HBP	SAC	SF	GDP	K	PO	A	E	Avg
Feb 14	at California	*dh	4	0	1	0	0	0	0	0	0	0	0	0	0	1	2	0	0	0	.250
Feb 15	at California-1	*dh	4	0	0	0	0	0	0	0	0	0	0	0	0	0	2	0	0	0	.125
Feb 15	at California-2	*dh	4	0	0	0	0	0	0	0	0	0	0	0	0	0	0	0	0	0	.083
Feb 16	at California	*c	4	1	1	0	0	0	0	0	0	0	0	0	0	1	0	3	0	0	.125
Feb 18	TEXAS A&M - CC	*c	3	1	0	0	0	0	0	0	0	0	1	0	0	0	0	7	0	0	.105
Feb 21	STANFORD	*dh	4	0	1	0	0	0	0	0	0	0	0	0	0	0	0	0	0	0	.130
Feb 22	STANFORD	*dh	4	0	0	0	0	0	0	0	0	0	0	0	0	0	0	0	0	0	.111
Feb 23	STANFORD	*c	4	1	1	0	0	0	0	0	0	0	0	0	0	0	0	7	0	0	.129
Feb 25	UTPA	*c	3	0	0	0	0	0	0	1	0	0	0	0	0	0	2	5	2	0	.118
Feb 28	vs Rice	*dh	3	1	1	1	1	0	0	0	0	0	0	0	0	0	0	0	0	0	.135
Mar 01	vs Houston Cougars	*dh	2	0	0	0	0	0	0	0	0	0	0	1	0	0	1	0	0	0	.128
Mar 04	VALPARAISO	*c	3	0	1	1	0	0	0	0	0	0	0	1	0	0	0	7	0	0	.143
Mar 08	HAWAII	ph	1	0	0	0	0	0	0	0	0	0	0	0	0	0	0	0	0	0	.140
Mar 08	HAWAII-2	*c	3	0	0	0	0	0	0	0	0	0	0	0	0	0	1	2	3	0	.130
Mar 09	HAWAII	ph	1	0	0	0	0	0	0	0	0	0	0	0	0	0	0	0	0	0	.128
Mar 11	at Texas State	*c	4	1	3	0	0	1	0	0	0	0	0	0	0	0	10	0	0	0	.176
Mar 14	KANSAS	*1b	4	0	2	1	0	0	0	0	0	0	0	0	0	0	0	8	1	0	.200
Mar 15	KANSAS	*c	3	0	1	0	0	0	0	0	0	0	0	0	0	0	0	4	2	0	.207
Mar 16	KANSAS	*c	3	0	0	0	0	0	0	1	0	0	0	0	0	0	0	5	0	0	.197
Mar 18	DALLAS BAPTIST	*c	4	1	2	0	1	0	0	0	0	0	0	0	0	0	1	4	1	0	.215
Mar 21	COLUMBIA	*1b	4	0	2	1	1	0	0	0	0	0	0	0	0	0	1	7	0	0	.232
Mar 22	COLUMBIA-1	*c	4	1	1	0	0	0	0	0	0	0	0	0	0	0	1	7	0	0	.233
Mar 22	COLUMBIA-2	*dh	5	2	4	2	0	0	0	0	0	0	0	0	0	0	0	0	0	0	.269
Mar 25	TEXAS STATE	*c	4	0	1	1	0	0	0	0	0	0	0	0	0	0	3	8	0	0	.268
Mar 28	at Texas Tech	*dh	4	2	3	3	2	0	0	0	0	0	2	0	0	0	1	0	0	0	.291
Mar 29	at Texas Tech	*1b/c	5	1	3	2	1	0	1	0	0	0	0	0	0	0	1	8	0	0	.308
Mar 30	at Texas Tech	*c	6	0	1	1	0	0	0	0	0	0	0	0	0	0	3	8	1	0	.299
Apr 1	at Rice	*c	4	0	1	2	0	0	0	0	0	0	0	0	1	1	0	3	0	0	.297
Apr 04	BAYLOR	*c	3	1	0	0	0	0	0	1	0	0	0	0	0	0	0	7	0	0	.288
Apr 05	BAYLOR	*c	4	2	2	0	2	0	0	0	0	0	0	0	0	0	0	10	2	0	.296
Apr 06	BAYLOR	*c	4	0	1	2	1	0	0	0	0	0	0	0	0	0	0	4	2	0	.295
Apr 08	RICE	*c	4	0	0	0	0	0	0	0	0	0	0	0	0	1	1	4	0	0	.284
Apr 11	at Oklahoma	*c	4	1	1	1	0	0	0	0	0	0	0	1	0	0	1	6	0	1	.283
Apr 12	at Oklahoma	*c	3	2	1	1	0	0	0	2	0	0	0	0	0	0	1	4	1	0	.285
Apr 13	at Oklahoma	*c	3	0	2	1	0	0	0	1	0	0	1	0	0	0	0	5	1	0	.294
Apr 15	UT - ARLINGTON	*c	3	1	2	4	0	1	0	2	0	0	0	0	0	0	0	5	0	0	.302
Apr 17	TEXAS CHRISTIAN	*c	4	0	1	0	0	0	0	0	0	0	0	0	0	0	2	4	1	1	.301
Apr 18	TEXAS CHRISTIAN	*c	4	0	0	0	0	0	0	0	0	0	0	0	0	0	2	8	1	0	.292
Apr 19	TEXAS CHRISTIAN	*c	3	0	0	0	0	0	0	0	0	0	1	0	0	1	0	7	3	0	.286
Apr 22	UTPA	*c	5	0	1	0	1	0	0	0	0	0	0	0	0	0	1	9	0	1	.283
Apr 25	OKLAHOMA STATE	*c	4	0	1	0	0	0	0	0	0	0	0	0	0	0	0	5	1	0	.282
Apr 26	OKLAHOMA STATE	*c	2	0	0	0	0	0	0	1	0	0	0	1	0	0	0	7	1	0	.278
Apr 27	OKLAHOMA STATE	*c	5	1	1	1	0	0	1	0	0	0	0	0	0	0	0	8	2	0	.276
Apr 29	PRAIRIE VIEW A&M	*c	3	1	1	1	0	0	0	1	0	0	0	0	0	0	0	12	0	0	.277
May 02	at West Virginia	*c	4	0	0	0	0	0	0	0	0	0	0	0	0	0	0	1	1	1	.270
May 03	at West Virginia	*c	3	0	0	0	0	0	0	0	0	0	1	0	0	0	0	4	0	0	.265
May 04	at West Virginia	*c	3	1	1	0	0	0	0	2	0	0	0	0	0	0	0	0	0	0	.266
Totals		45gs	169	22	45	26	10	2	2	12	0	0	6	4	1	5	27	213	26	4	.266

On base pct. .335 • Slugging pct. .385

**2014 Texas Longhorns Baseball**  
**Individual Game-by-Game for Texas Longhorns (as of May 12, 2014)**

#4 Shaw, Collin - 43 games (All games)

Date	Opponent	Pos	AB	R	H	RBI	2B	3B	HR	BB	SB	CS	HBP	SAC	SF	GDP	K	PO	A	E	Avg
Feb 15	at California-2	*of	2	1	0	0	0	0	0	2	1	0	0	0	0	0	2	1	0	0	.000
Feb 22	STANFORD	of	1	1	0	0	0	0	0	0	0	0	0	0	0	0	0	0	0	0	.000
Feb 25	UTPA	pr/dh	1	0	0	0	0	0	0	0	0	0	0	0	0	0	0	0	0	0	.000
Mar 02	vs Sam Houston State	*of	3	1	2	1	0	0	0	0	0	0	0	0	1	0	1	2	0	0	.286
Mar 04	VALPARAISO	*of	4	0	1	1	0	0	0	0	0	0	0	0	0	0	1	1	0	0	.273
Mar 07	HAWAII	*of	3	0	1	1	0	0	0	0	0	0	0	0	0	0	0	0	0	0	.286
Mar 08	HAWAII	*of	2	0	0	0	0	0	0	0	0	0	0	0	0	0	0	0	0	0	.250
Mar 08	HAWAII-2	ph/of	1	0	1	0	0	0	0	0	1	0	0	0	0	0	0	0	0	0	.294
Mar 09	HAWAII	*of	3	1	2	0	0	0	0	0	1	0	0	0	0	0	0	2	0	0	.350
Mar 11	at Texas State	*of	3	2	2	1	0	0	0	0	1	1	1	0	0	0	0	4	0	0	.391
Mar 14	KANSAS	*of	2	0	0	0	0	0	0	1	0	0	0	0	0	0	2	2	0	0	.360
Mar 15	KANSAS	*of	3	0	1	1	0	0	0	0	0	1	0	0	0	0	0	3	0	0	.357
Mar 16	KANSAS	*of	4	0	1	0	1	0	0	0	0	0	0	0	0	0	1	2	0	0	.344
Mar 18	DALLAS BAPTIST	*of	3	0	1	1	1	0	0	0	0	0	1	0	0	0	1	1	0	0	.343
Mar 21	COLUMBIA	*of	4	1	3	3	0	1	0	0	0	0	0	0	0	0	1	4	0	0	.385
Mar 22	COLUMBIA-1	*of	4	0	0	0	0	0	0	0	0	0	0	0	0	0	1	0	0	0	.349
Mar 22	COLUMBIA-2	*of	3	1	0	1	0	0	0	1	0	0	0	0	1	0	1	1	0	0	.326
Mar 25	TEXAS STATE	*of	3	0	0	1	0	0	0	1	0	0	0	0	0	0	0	3	0	0	.306
Mar 28	at Texas Tech	*of	6	2	2	1	0	0	0	0	1	0	0	0	0	0	0	2	0	0	.309
Mar 29	at Texas Tech	*of	5	0	2	1	1	0	0	0	0	0	0	0	0	0	0	1	0	0	.317
Mar 30	at Texas Tech	*of	4	1	1	0	0	0	0	1	2	1	1	0	0	0	0	2	0	0	.312
Apr 1	at Rice	*of	5	0	1	0	0	0	0	0	0	0	0	0	0	0	1	1	0	0	.304
Apr 04	BAYLOR	*of	2	0	0	0	0	0	0	1	2	0	0	1	0	0	1	0	1	0	.296
Apr 05	BAYLOR	*of	3	0	1	1	0	0	0	0	0	0	0	1	0	0	1	2	0	0	.297
Apr 06	BAYLOR	*of	1	0	0	0	0	0	0	3	0	1	0	0	0	0	0	4	0	0	.293
Apr 08	RICE	*of	3	0	0	0	0	0	0	1	0	0	0	0	0	0	2	3	0	0	.282
Apr 11	at Oklahoma	*of	5	1	2	0	0	0	0	0	0	0	0	0	0	0	1	3	0	1	.289
Apr 12	at Oklahoma	*of	4	1	1	0	0	0	0	0	0	0	0	1	0	0	1	0	1	0	.287
Apr 13	at Oklahoma	*of	5	0	1	0	0	0	0	0	0	0	0	0	0	0	1	3	0	0	.283
Apr 15	UT - ARLINGTON	*of	3	0	1	1	0	0	0	0	0	0	1	0	1	0	0	1	0	0	.284
Apr 17	TEXAS CHRISTIAN	*of	4	0	0	0	0	0	0	0	0	0	0	0	0	0	3	3	0	0	.273
Apr 18	TEXAS CHRISTIAN	*of	4	0	0	0	0	0	0	0	0	0	0	0	0	0	0	3	0	0	.262
Apr 19	TEXAS CHRISTIAN	*of	2	0	1	1	0	0	0	2	0	0	0	0	0	0	0	1	0	0	.267
Apr 22	UTPA	*of	4	1	1	0	0	0	0	1	0	0	0	0	0	0	0	0	0	0	.266
Apr 25	OKLAHOMA STATE	*of	1	0	0	0	0	0	0	1	0	0	0	2	0	0	0	2	0	0	.264
Apr 26	OKLAHOMA STATE	*of	3	0	0	0	0	0	0	1	0	0	0	0	0	0	1	1	0	0	.257
Apr 27	OKLAHOMA STATE	*of	4	0	2	0	0	0	0	0	0	0	0	0	0	0	0	3	0	0	.265
Apr 29	PRAIRIE VIEW A&M	*of	2	1	0	0	0	0	0	2	0	0	0	0	0	0	0	1	0	0	.261
May 02	at West Virginia	*of	4	0	0	0	0	0	0	0	0	0	0	0	0	0	2	1	0	0	.252
May 03	at West Virginia	*of	3	0	0	0	0	0	0	0	0	0	0	1	0	0	0	1	0	0	.246
May 04	at West Virginia	*of	4	0	2	2	1	0	0	0	0	0	0	1	0	0	1	3	0	0	.254
Totals		38gs	130	15	33	18	4	1	0	18	9	4	4	7	3	0	26	67	2	1	.254

On base pct. .355 • Slugging pct. .300

**2014 Texas Longhorns Baseball**  
**Individual Game-by-Game for Texas Longhorns (as of May 12, 2014)**

#35 Carter, Madison - 24 games (All games)

Date	Opponent	Pos	AB	R	H	RBI	2B	3B	HR	BB	SB	CS	HBP	SAC	SF	GDP	K	PO	A	E	Avg
Feb 25	UTPA	pr/3b	0	1	0	0	0	0	0	0	0	0	0	1	0	0	0	0	0	0	.000
Mar 08	HAWAII	ph	1	0	0	0	0	0	0	0	0	0	0	0	0	0	0	0	0	0	.000
Mar 11	at Texas State	3b	0	0	0	0	0	0	0	0	0	0	0	1	0	0	0	0	2	0	.000
Mar 14	KANSAS	3b	1	0	0	0	0	0	0	0	0	0	0	0	0	0	1	0	0	0	.000
Mar 16	KANSAS	ph	1	0	0	0	0	0	0	0	0	0	0	0	0	0	1	0	0	0	.000
Mar 29	at Texas Tech	ph	1	0	0	0	0	0	0	0	0	0	0	0	0	0	0	0	0	0	.000
Mar 30	at Texas Tech	*dh	6	1	3	1	0	0	0	0	0	0	0	0	0	0	1	0	0	0	.300
Apr 1	at Rice	*dh	3	0	0	0	0	0	0	1	0	0	0	1	0	0	2	0	0	0	.231
Apr 04	BAYLOR	*dh	3	1	1	1	0	0	0	0	1	0	0	1	0	0	0	0	0	0	.250
Apr 05	BAYLOR	*dh	3	1	3	0	1	0	0	0	0	0	0	1	0	0	0	0	0	0	.368
Apr 06	BAYLOR	*dh	3	0	1	0	0	0	0	1	0	0	0	0	0	0	1	0	0	0	.364
Apr 08	RICE	*dh	3	1	0	0	0	0	0	1	0	0	0	0	0	0	2	0	0	0	.320
Apr 11	at Oklahoma	*dh	3	2	1	1	0	0	0	2	0	0	0	0	0	1	0	0	0	0	.321
Apr 12	at Oklahoma	*dh	4	1	1	1	0	0	0	0	0	0	0	0	0	0	0	0	0	0	.312
Apr 13	at Oklahoma	*dh	3	1	1	0	0	0	0	0	0	0	0	0	0	0	1	0	0	0	.314
Apr 17	TEXAS CHRISTIAN	*dh	1	0	0	0	0	0	0	1	0	0	0	1	0	0	0	0	0	0	.306
Apr 27	OKLAHOMA STATE	*dh	4	0	0	0	0	0	0	0	0	0	0	0	0	0	0	0	0	0	.275
Apr 29	PRAIRIE VIEW A&M	*dh	2	0	0	1	0	0	0	0	0	0	0	2	0	0	0	0	0	0	.262
May 02	at West Virginia	*dh	4	1	2	0	0	0	0	0	0	0	0	0	0	0	1	0	0	0	.283
May 03	at West Virginia	*dh	3	1	2	0	0	0	0	1	0	0	0	0	0	1	0	0	0	0	.306
May 04	at West Virginia	*dh	4	2	3	0	1	0	0	0	0	0	0	1	0	0	1	0	0	0	.340
Totals		15gs	53	14	18	5	2	0	0	7	1	0	0	9	0	2	11	0	2	0	.340

On base pct. .417 • Slugging pct. .377

**2014 Texas Longhorns Baseball**  
**Individual Game-by-Game for Texas Longhorns (as of May 12, 2014)**

**#42 Clemens, Kacy - 47 games (All games)**

Date	Opponent	Pos	AB	R	H	RBI	2B	3B	HR	BB	SB	CS	HBP	SAC	SF	GDP	K	PO	A	E	Avg
Feb 14	at California	*1b	3	0	0	0	0	0	0	1	0	0	0	0	0	0	0	10	0	1	.000
Feb 15	at California-1	*1b	4	0	3	0	0	0	0	0	0	0	0	0	0	0	1	9	0	0	.429
Feb 15	at California-2	*1b	4	0	0	0	0	0	0	1	0	0	0	0	0	0	0	10	0	0	.273
Feb 16	at California	*1b	3	0	1	0	0	0	0	1	0	0	0	0	0	0	0	16	0	0	.286
Feb 18	TEXAS A&M - CC	*1b	4	1	1	0	0	0	0	0	0	0	0	0	0	0	2	8	0	0	.278
Feb 21	STANFORD	*1b	3	1	0	0	0	0	0	2	0	0	0	0	0	0	3	7	1	0	.238
Feb 22	STANFORD	*1b	3	0	1	0	0	0	0	0	0	0	0	1	0	0	0	13	2	0	.250
Feb 23	STANFORD	*1b	5	0	1	0	1	0	0	0	0	0	0	0	0	0	0	9	0	0	.241
Feb 25	UTPA	*1b	3	0	0	0	0	0	0	1	0	0	0	0	0	0	1	11	0	0	.219
Feb 28	vs Rice	*1b	3	1	2	0	0	0	0	1	0	0	0	0	0	0	1	13	1	0	.257
Mar 01	vs Houston Cougars	*1b	4	1	0	0	0	0	0	0	0	0	0	0	0	0	0	12	0	0	.231
Mar 02	vs Sam Houston State	*1b	4	0	2	1	0	0	0	1	0	0	0	0	0	0	0	7	0	1	.256
Mar 04	VALPARAISO	*1b	3	2	0	1	0	0	0	0	0	0	0	1	0	0	1	9	1	0	.239
Mar 07	HAWAII	*1b	3	0	1	0	0	0	0	1	0	0	0	0	0	0	2	13	0	1	.245
Mar 08	HAWAII	*1b	2	0	0	0	0	0	0	0	0	0	0	0	0	0	1	10	0	1	.235
Mar 08	HAWAII-2	*1b	4	1	2	1	0	0	0	0	0	0	0	0	0	0	1	8	1	0	.255
Mar 09	HAWAII	*1b	2	0	1	0	0	0	0	2	0	0	0	0	0	0	0	10	0	0	.263
Mar 11	at Texas State	*1b	4	0	0	0	0	0	0	0	0	0	0	0	0	0	2	7	0	0	.246
Mar 15	KANSAS	*1b	3	0	0	0	0	0	0	0	0	0	0	0	0	0	1	12	0	0	.234
Mar 16	KANSAS	*1b	3	0	0	0	0	0	0	0	0	0	0	0	0	0	0	15	0	0	.224
Mar 18	DALLAS BAPTIST	*1b	4	0	0	0	0	0	0	0	0	0	0	0	0	0	1	14	3	0	.211
Mar 22	COLUMBIA-1	*1b	2	2	1	0	0	0	0	2	0	0	0	0	0	0	0	10	3	0	.219
Mar 22	COLUMBIA-2	*1b	3	1	1	0	1	0	0	1	0	0	0	1	0	0	0	11	0	0	.224
Mar 25	TEXAS STATE	*1b	4	1	1	0	0	0	0	0	0	0	0	0	0	0	1	9	1	0	.225
Mar 28	at Texas Tech	*1b	3	0	1	0	0	0	0	2	0	0	0	0	0	0	2	10	0	0	.229
Mar 29	at Texas Tech	1b	1	0	1	0	0	0	0	0	0	0	0	0	0	0	0	1	0	1	.238
Mar 30	at Texas Tech	*1b	2	0	0	0	0	0	0	0	0	0	0	0	0	0	1	6	0	0	.233
Apr 1	at Rice	*1b	2	1	1	0	0	0	0	3	0	0	0	0	0	0	1	12	1	0	.239
Apr 04	BAYLOR	*1b	3	0	0	0	0	0	0	1	0	0	0	0	0	0	1	13	0	0	.231
Apr 05	BAYLOR	*1b	4	0	2	1	1	0	0	0	0	0	0	0	0	0	0	8	1	0	.242
Apr 06	BAYLOR	*1b	3	1	1	0	0	0	0	1	0	0	0	0	0	0	0	8	0	0	.245
Apr 08	RICE	*1b	1	0	0	0	0	0	0	2	0	0	0	0	0	0	1	9	0	0	.242
Apr 11	at Oklahoma	*1b	3	1	1	2	1	0	0	2	0	0	0	0	0	0	1	11	0	0	.245
Apr 12	at Oklahoma	*1b	4	0	1	2	0	0	0	0	0	0	0	0	0	0	0	12	0	0	.245
Apr 13	at Oklahoma	*1b	5	1	2	0	0	0	0	0	0	0	0	0	0	0	0	11	1	0	.252
Apr 15	UT - ARLINGTON	*1b	3	1	0	0	0	0	0	1	0	0	0	0	0	0	1	10	0	0	.246
Apr 17	TEXAS CHRISTIAN	*1b	3	0	0	0	0	0	0	0	0	0	0	0	0	0	2	12	0	0	.239
Apr 18	TEXAS CHRISTIAN	*1b	3	0	1	0	0	0	0	1	0	0	0	0	0	0	1	5	0	0	.242
Apr 19	TEXAS CHRISTIAN	*1b	4	0	1	0	0	0	0	0	0	0	0	0	0	0	1	8	1	0	.242
Apr 22	UTPA	*1b	3	0	0	0	0	0	0	1	0	0	0	0	0	0	0	11	0	0	.236
Apr 25	OKLAHOMA STATE	*1b	1	0	0	0	0	0	0	3	0	0	0	0	0	0	0	12	1	0	.234
Apr 26	OKLAHOMA STATE	*1b	3	0	0	0	0	0	0	1	0	0	0	0	0	0	1	10	1	0	.229
Apr 27	OKLAHOMA STATE	*1b	3	0	0	0	0	0	0	1	0	0	0	0	0	0	0	7	0	0	.224
Apr 29	PRAIRIE VIEW A&M	*1b	1	0	0	1	0	0	0	0	0	0	0	1	0	0	0	5	0	0	.222
May 02	at West Virginia	*1b	4	1	1	0	0	0	0	0	0	0	0	0	0	0	1	11	1	0	.223
May 03	at West Virginia	*1b	3	0	0	0	0	0	0	0	0	0	0	1	0	0	2	11	0	0	.218
May 04	at West Virginia	1b	1	0	0	0	0	0	0	0	0	0	0	0	0	0	1	4	0	0	.217
Totals		45gs	143	17	31	9	4	0	0	33	0	0	0	5	0	0	35	460	20	5	.217

On base pct. .364 • Slugging pct. .245



**2014 Texas Longhorns Baseball**  
**Individual Game-by-Game for Texas Longhorns (as of May 12, 2014)**

**#12 Felts, Jacob - 18 games (All games)**

Date	Opponent	Pos	AB	R	H	RBI	2B	3B	HR	BB	SB	CS	HBP	SAC	SF	GDP	K	PO	A	E	Avg
Feb 15	at California-1	ph	1	0	0	0	0	0	0	0	0	0	0	0	0	1	0	0	0	0	.000
Feb 25	UTPA	c	1	0	1	1	0	0	0	0	0	0	0	0	0	0	0	1	0	0	.500
Mar 02	vs Sam Houston State	*dh	3	1	1	0	0	0	0	1	0	0	0	1	0	0	0	0	0	0	.400
Mar 04	VALPARAISO	*dh	4	1	1	1	1	0	0	0	0	0	0	0	0	0	0	0	0	0	.333
Mar 07	HAWAII	*dh	4	1	2	1	0	1	0	0	0	0	0	0	0	0	0	0	0	0	.385
Mar 08	HAWAII	*dh	3	0	0	0	0	0	0	0	0	0	0	0	0	0	0	0	0	0	.312
Mar 08	HAWAII-2	*dh	4	0	2	0	0	0	0	0	0	0	0	0	0	0	0	0	0	0	.350
Mar 09	HAWAII	*dh	5	0	1	1	0	0	0	0	0	0	0	0	0	1	0	0	0	0	.320
Mar 11	at Texas State	*dh	4	0	1	0	0	0	0	0	0	0	0	0	0	0	1	0	0	0	.310
Mar 14	KANSAS	*dh	4	0	1	0	0	0	0	0	0	0	0	0	0	0	1	0	0	0	.303
Mar 16	KANSAS	ph	1	0	0	0	0	0	0	0	0	0	0	0	0	0	0	0	0	0	.294
Mar 18	DALLAS BAPTIST	*dh	3	0	0	0	0	0	0	0	0	0	0	1	0	0	0	0	0	0	.270
Mar 21	COLUMBIA	*dh	4	0	0	0	0	0	0	0	0	0	0	0	0	1	0	0	0	0	.244
Apr 13	at Oklahoma	ph/dh	2	1	1	0	0	0	0	0	0	0	0	0	0	0	0	0	0	0	.256
Apr 15	UT - ARLINGTON	*dh	4	0	0	0	0	0	0	0	0	0	0	0	0	0	2	0	0	0	.234
Apr 18	TEXAS CHRISTIAN	ph	2	0	0	0	0	0	0	0	0	0	0	0	0	0	1	0	0	0	.224
Apr 25	OKLAHOMA STATE	*dh	4	0	1	2	0	0	0	0	0	0	0	0	0	1	0	0	0	0	.226
Apr 26	OKLAHOMA STATE	*dh	2	0	0	0	0	0	0	2	0	0	0	0	0	0	0	0	0	0	.218
Totals		13gs	55	4	12	6	1	1	0	3	0	0	0	2	0	4	5	1	0	0	.218

On base pct. .259 • Slugging pct. .273

**#50 Gurwitz, Zane - 43 games (All games)**

Date	Opponent	Pos	AB	R	H	RBI	2B	3B	HR	BB	SB	CS	HBP	SAC	SF	GDP	K	PO	A	E	Avg
Feb 14	at California	*of	3	0	0	0	0	0	0	0	0	0	0	0	0	0	1	1	0	1	.000
Feb 15	at California-1	*of	3	0	0	0	0	0	0	0	0	0	0	0	0	0	2	3	0	0	.000
Feb 16	at California	*of	4	2	2	1	0	0	1	0	0	0	0	0	0	0	0	0	0	0	.200
Feb 18	TEXAS A&M - CC	*of	4	0	0	0	0	0	0	0	0	0	0	0	0	0	2	0	0	0	.143
Feb 21	STANFORD	*of	4	1	2	0	0	0	0	0	0	0	0	0	0	0	0	0	0	0	.222
Feb 22	STANFORD	*of	3	0	0	0	0	0	0	0	0	0	0	0	0	0	0	1	0	0	.190
Feb 23	STANFORD	*of	4	1	2	3	0	0	0	0	0	0	0	0	0	0	0	0	0	0	.240
Feb 25	UTPA	*of	2	0	0	0	0	0	0	2	0	0	0	0	0	0	0	3	0	0	.222
Feb 28	vs Rice	*of	3	0	0	0	0	0	0	0	1	0	0	0	0	0	2	0	0	0	.200
Mar 01	vs Houston Cougars	*of	3	0	0	0	0	0	0	0	0	0	0	0	0	0	2	1	0	0	.182
Mar 08	HAWAII-2	*of	2	0	0	0	0	0	0	0	0	0	0	0	0	0	0	2	0	0	.171
Mar 15	KANSAS	*3b	3	0	0	0	0	0	0	0	0	0	0	0	0	0	1	2	3	0	.158
Mar 16	KANSAS	*3b	3	0	1	0	1	0	0	0	0	0	0	0	0	0	1	0	5	1	.171
Mar 18	DALLAS BAPTIST	*3b	3	1	2	1	0	0	0	0	0	0	1	0	0	0	0	0	2	0	.205
Mar 21	COLUMBIA	*3b	4	2	1	0	0	0	0	0	0	0	0	0	0	0	0	1	3	1	.208
Mar 22	COLUMBIA-1	*3b	3	0	0	1	0	0	0	0	0	0	0	1	0	0	0	1	4	0	.196
Mar 22	COLUMBIA-2	*3b	5	1	2	2	2	0	0	0	1	0	0	0	0	0	1	0	3	0	.214
Mar 25	TEXAS STATE	*3b	2	0	2	0	1	0	0	1	0	0	0	1	0	0	0	0	2	0	.241
Mar 28	at Texas Tech	*3b	4	0	1	2	0	0	0	1	0	0	0	0	0	0	1	1	4	0	.242
Mar 29	at Texas Tech	*3b	4	1	4	0	0	0	0	0	2	0	0	0	0	0	0	1	3	0	.288
Mar 30	at Texas Tech	*3b	5	0	0	0	0	0	0	0	0	0	0	1	0	0	3	1	4	0	.268
Apr 1	at Rice	*3b	4	0	1	1	0	0	0	0	0	0	0	0	1	0	1	1	2	0	.267
Apr 04	BAYLOR	*3b	4	1	1	0	0	0	0	0	0	0	0	0	0	0	0	3	0	0	.266
Apr 05	BAYLOR	*3b	4	0	1	1	0	0	0	0	0	0	0	0	0	0	1	0	0	0	.265
Apr 06	BAYLOR	*3b	3	1	2	0	0	0	0	0	0	0	0	1	0	0	0	2	2	0	.279
Apr 08	RICE	*3b	2	1	0	1	0	0	0	1	0	0	0	0	0	0	0	3	1	0	.273
Apr 11	at Oklahoma	*3b	4	0	2	2	1	0	0	0	0	0	0	1	0	0	0	1	0	0	.283
Apr 12	at Oklahoma	*3b	4	0	1	1	0	0	0	0	0	0	0	0	0	0	1	0	1	0	.281
Apr 13	at Oklahoma	*3b	4	2	2	0	2	0	0	0	1	0	0	0	0	0	1	5	0	0	.290
Apr 15	UT - ARLINGTON	*3b	3	3	2	0	0	0	0	0	1	0	0	1	0	0	0	1	4	1	.301
Apr 17	TEXAS CHRISTIAN	*3b	3	0	0	0	0	0	0	0	0	0	0	0	0	0	1	0	3	0	.292
Apr 18	TEXAS CHRISTIAN	*3b	4	0	0	0	0	0	0	0	0	0	0	0	0	0	2	2	1	0	.282
Apr 19	TEXAS CHRISTIAN	*3b	4	0	1	0	0	0	0	0	0	0	0	0	0	0	1	2	4	0	.281
Apr 22	UTPA	*3b	3	1	2	1	0	0	0	1	1	0	0	0	0	0	1	0	1	0	.291
Apr 25	OKLAHOMA STATE	*3b	4	1	3	1	0	0	0	0	0	0	0	0	0	0	0	3	0	0	.306
Apr 26	OKLAHOMA STATE	*3b	4	0	0	1	0	0	0	0	0	0	0	0	0	0	0	1	0	0	.296
Apr 27	OKLAHOMA STATE	*3b	4	0	0	1	0	0	0	0	0	0	0	0	0	0	0	0	1	0	.287
Apr 29	PRAIRIE VIEW A&M	*3b	3	0	0	0	0	0	0	1	0	0	0	0	0	0	0	1	0	0	.280
May 02	at West Virginia	*3b	3	0	0	0	0	0	0	0	0	0	0	1	0	0	1	2	3	1	.274
May 03	at West Virginia	*3b	4	0	2	1	0	0	0	0	0	0	0	0	0	0	0	3	0	0	.281
May 04	at West Virginia	*3b	4	0	1	0	0	0	0	0	0	0	0	0	0	0	0	3	0	0	.280
Totals		41gs	143	19	40	21	7	0	1	8	6	0	1	7	1	0	26	32	76	7	.280

On base pct. .320 • Slugging pct. .350

**2014 Texas Longhorns Baseball**  
**Individual Game-by-Game for Texas Longhorns (as of May 12, 2014)**

#9 Hinojosa, C.J - 49 games (All games)

Date	Opponent	Pos	AB	R	H	RBI	2B	3B	HR	BB	SB	CS	HBP	SAC	SF	GDP	K	PO	A	E	Avg
Feb 14	at California	*SS	3	0	2	0	0	0	0	0	0	0	0	1	0	0	0	2	3	0	.667
Feb 15	at California-1	*SS	4	0	1	0	0	0	0	0	0	0	0	0	0	0	1	2	2	0	.429
Feb 15	at California-2	*SS	4	1	1	0	0	0	0	1	0	0	0	0	0	0	0	1	3	0	.364
Feb 16	at California	*SS	3	0	0	1	0	0	0	0	0	0	0	0	1	0	0	1	6	0	.286
Feb 18	TEXAS A&M - CC	*SS	4	1	2	3	1	0	0	0	0	1	0	0	1	0	0	1	2	0	.333
Feb 21	STANFORD	*SS	3	1	1	1	0	0	0	0	0	0	0	2	0	0	0	3	1	0	.333
Feb 22	STANFORD	*SS	3	0	0	0	0	0	0	1	0	0	0	0	0	0	1	1	4	0	.292
Feb 23	STANFORD	*SS	4	0	0	0	0	0	0	1	1	0	0	0	0	1	0	2	5	0	.250
Feb 25	UTPA	*SS	5	0	0	0	0	0	0	0	0	0	0	0	0	0	0	2	3	0	.212
Feb 28	vs Rice	*SS	3	0	1	0	0	0	0	0	0	0	0	1	0	0	2	1	3	1	.222
Mar 01	vs Houston Cougars	*SS	3	0	2	0	0	0	0	1	0	0	0	0	0	0	0	1	4	1	.256
Mar 02	vs Sam Houston State	*SS	4	0	1	1	0	0	0	0	0	0	0	1	0	0	0	0	2	1	.256
Mar 04	VALPARAISO	*SS	5	1	1	0	0	0	0	0	0	0	0	0	0	0	0	0	1	0	.250
Mar 07	HAWAII	*SS	3	0	1	0	0	0	0	0	0	0	0	1	0	0	0	1	4	0	.255
Mar 08	HAWAII	*SS	2	0	1	1	0	0	0	1	0	0	0	0	0	0	0	0	2	0	.264
Mar 08	HAWAII-2	*SS	4	0	0	0	0	0	0	0	0	0	0	0	0	0	1	0	4	0	.246
Mar 09	HAWAII	*SS	4	1	3	2	0	0	0	1	0	0	0	0	0	0	0	2	1	0	.279
Mar 11	at Texas State	*SS	4	0	0	0	0	0	0	0	0	0	0	0	0	0	2	1	2	0	.262
Mar 14	KANSAS	*SS	4	0	1	1	1	0	0	0	0	0	0	0	0	0	0	4	3	0	.261
Mar 15	KANSAS	*SS	3	0	0	0	0	0	0	0	0	0	0	0	0	0	2	1	2	1	.250
Mar 16	KANSAS	*SS	3	0	1	0	0	0	0	0	0	0	0	1	0	0	0	2	4	0	.253
Mar 18	DALLAS BAPTIST	*SS	4	0	2	1	0	0	0	0	0	0	0	1	0	0	1	2	3	0	.266
Mar 21	COLUMBIA	*SS	3	1	1	0	0	0	0	1	1	0	0	0	0	0	1	3	2	0	.268
Mar 22	COLUMBIA-1	*SS	4	0	1	2	0	0	0	0	0	0	0	0	0	0	1	2	2	0	.267
Mar 22	COLUMBIA-2	*SS	2	2	0	0	0	0	0	3	0	0	0	0	0	0	0	2	6	0	.261
Mar 25	TEXAS STATE	*SS	2	0	1	1	1	0	0	1	0	0	0	1	0	0	0	2	6	0	.267
Mar 28	at Texas Tech	*SS	5	1	0	0	0	0	0	1	0	0	0	0	0	0	2	1	4	0	.253
Mar 29	at Texas Tech	*SS	5	0	1	0	0	0	0	0	0	0	0	0	0	0	3	3	1	1	.250
Mar 30	at Texas Tech	*SS	5	0	3	0	0	0	0	1	0	0	0	0	0	0	0	0	5	1	.267
Apr 1	at Rice	*SS	4	1	2	0	1	0	0	1	0	0	0	0	0	0	0	1	1	0	.275
Apr 04	BAYLOR	*SS	4	0	1	0	0	0	0	0	0	0	0	0	0	0	1	1	2	0	.274
Apr 05	BAYLOR	*SS	1	1	0	2	0	0	0	1	0	0	0	0	2	0	0	1	1	0	.272
Apr 06	BAYLOR	*SS	3	0	0	1	0	0	0	0	0	0	0	1	0	0	0	3	2	0	.265
Apr 08	RICE	*SS	4	0	0	0	0	0	0	0	0	0	0	0	0	1	0	2	3	0	.256
Apr 11	at Oklahoma	*SS	4	2	2	1	0	0	1	1	0	0	0	0	0	0	0	0	3	1	.264
Apr 12	at Oklahoma	*SS	4	1	2	2	0	0	0	1	0	0	0	0	0	0	0	2	4	0	.271
Apr 13	at Oklahoma	*SS	5	0	1	0	0	0	0	0	0	0	0	0	0	0	1	0	4	0	.269
Apr 15	UT - ARLINGTON	*SS	4	0	1	1	1	0	0	0	0	0	0	1	0	0	0	3	3	0	.268
Apr 17	TEXAS CHRISTIAN	*SS	3	0	1	0	1	0	0	0	0	0	0	0	0	0	1	1	5	0	.270
Apr 18	TEXAS CHRISTIAN	*SS	4	0	2	0	0	0	0	0	0	0	0	0	0	0	0	1	0	0	.276
Apr 19	TEXAS CHRISTIAN	*SS	4	0	1	0	0	0	0	0	0	0	0	0	0	0	1	0	2	0	.275
Apr 22	UTPA	*SS	2	1	0	0	0	0	0	2	0	0	0	1	0	0	1	2	1	0	.272
Apr 25	OKLAHOMA STATE	*SS	3	2	2	0	0	0	0	0	0	0	1	0	0	0	0	3	0	0	.279
Apr 26	OKLAHOMA STATE	*SS	2	1	0	0	0	0	0	2	1	0	0	0	0	0	0	2	1	0	.276
Apr 27	OKLAHOMA STATE	*SS	5	1	0	0	0	0	0	0	0	0	0	0	0	0	3	2	1	1	.267
Apr 29	PRAIRIE VIEW A&M	*SS	3	0	2	2	1	0	0	0	0	0	0	1	0	0	0	1	3	0	.274
May 02	at West Virginia	*SS	4	0	2	0	0	0	0	0	0	0	0	0	0	0	2	2	2	3	.280
May 03	at West Virginia	*SS	3	1	1	1	0	0	0	0	0	0	1	0	0	0	0	2	3	1	.281
May 04	at West Virginia	*SS	5	0	0	0	0	0	0	0	0	0	0	0	0	1	0	1	4	1	.273
Totals		49gs	176	20	48	24	7	0	1	21	3	1	2	13	4	3	27	73	135	13	.273

On base pct. .350 • Slugging pct. .330

**2014 Texas Longhorns Baseball**  
**Individual Game-by-Game for Texas Longhorns (as of May 12, 2014)**

**#5 McGuire, Andy - 22 games (All games)**

Date	Opponent	Pos	AB	R	H	RBI	2B	3B	HR	BB	SB	CS	HBP	SAC	SF	GDP	K	PO	A	E	Avg
Feb 14	at California	*3b	4	0	0	0	0	0	0	0	0	0	0	0	0	0	0	1	0	1	.000
Feb 15	at California-1	*3b	3	1	1	0	0	0	0	1	0	0	0	0	0	0	1	1	1	0	.143
Feb 15	at California-2	*3b	3	1	1	2	0	0	0	1	0	0	0	0	0	0	0	1	4	0	.200
Feb 16	at California	*3b	3	0	0	0	0	0	0	0	0	0	0	1	0	0	1	1	1	0	.154
Feb 18	TEXAS A&M - CC	*3b	3	1	1	0	0	0	0	0	0	1	1	0	0	0	0	0	2	1	.188
Feb 21	STANFORD	*3b	3	1	1	2	0	0	0	1	0	0	0	0	1	0	2	0	1	0	.211
Feb 22	STANFORD	*3b	4	0	0	1	0	0	0	0	0	0	0	0	0	0	1	1	3	0	.174
Feb 23	STANFORD	*3b	3	0	0	0	0	0	0	1	0	0	0	0	0	0	1	1	2	0	.154
Feb 25	UTPA	*3b	2	0	0	0	0	0	0	1	0	0	1	0	0	0	0	2	4	0	.143
Feb 28	vs Rice	*3b	2	0	0	0	0	0	0	0	0	0	0	2	0	0	2	0	2	0	.133
Mar 01	vs Houston Cougars	*3b	3	1	0	0	0	0	0	0	0	0	0	0	0	0	0	0	3	1	.121
Mar 02	vs Sam Houston State	*3b	5	0	1	0	0	0	0	0	0	0	0	0	0	0	0	0	2	0	.132
Mar 04	VALPARAISO	*3b	4	0	1	1	0	0	0	0	1	0	0	0	0	0	0	0	5	0	.143
Mar 07	HAWAII	*3b	4	1	1	1	1	0	0	0	0	0	0	0	0	0	0	1	1	0	.152
Mar 08	HAWAII	*3b	2	0	0	0	0	0	0	1	0	0	0	0	0	0	0	2	2	0	.146
Mar 08	HAWAII-2	*3b	4	0	0	0	0	0	0	0	0	0	0	0	0	0	1	1	0	0	.135
Mar 09	HAWAII	*3b	2	0	0	0	0	0	0	1	0	0	0	1	0	0	0	0	1	0	.130
Mar 11	at Texas State	*3b	3	0	0	0	0	0	0	0	0	0	0	0	0	0	2	0	0	1	.123
Mar 14	KANSAS	*3b	2	0	0	0	0	0	0	0	0	0	0	0	0	0	0	1	0	0	.119
Mar 29	at Texas Tech	*dh	4	0	0	0	0	0	0	0	0	0	0	1	0	0	0	0	0	0	.111
Apr 19	TEXAS CHRISTIAN	*dh	4	0	1	0	0	0	0	0	0	0	0	0	0	1	1	0	0	0	.119
Apr 22	UTPA	*dh	4	0	0	0	0	0	0	0	0	0	0	0	0	0	2	0	0	0	.113
Totals		22gs	71	6	8	7	1	0	0	7	1	1	2	5	1	1	14	13	34	4	.113

On base pct. .210 • Slugging pct. .127

**#33 Montalbano, Jeremy - 26 games (All games)**

Date	Opponent	Pos	AB	R	H	RBI	2B	3B	HR	BB	SB	CS	HBP	SAC	SF	GDP	K	PO	A	E	Avg
Feb 14	at California	*c	4	0	1	0	1	0	0	0	0	0	0	0	0	0	0	6	2	0	.250
Feb 15	at California-1	*c	3	0	0	0	0	0	0	0	0	0	0	1	0	0	2	1	0	0	.143
Feb 15	at California-2	*c	3	0	1	0	0	0	0	0	0	0	0	1	0	0	0	6	0	0	.200
Feb 16	at California	*dh	4	0	1	0	0	0	0	0	0	0	0	0	0	0	0	0	0	0	.214
Feb 18	TEXAS A&M - CC	*dh	3	1	2	1	0	0	0	0	0	0	0	1	0	0	0	0	0	0	.294
Feb 21	STANFORD	*c	4	0	2	2	2	0	0	0	0	0	0	0	0	0	0	11	0	0	.333
Feb 22	STANFORD	*c	4	0	0	0	0	0	0	0	0	0	0	0	0	0	0	3	0	0	.280
Feb 23	STANFORD	*dh	3	1	0	0	0	0	0	1	0	0	0	0	0	0	0	0	0	0	.250
Feb 25	UTPA	*dh	3	0	0	0	0	0	0	0	0	0	0	1	0	0	0	0	0	0	.226
Feb 28	vs Rice	*c	4	0	0	0	0	0	0	0	0	0	0	0	0	0	1	8	0	0	.200
Mar 01	vs Houston Cougars	*c	3	0	0	0	0	0	0	0	0	0	0	0	0	0	1	7	0	0	.184
Mar 02	vs Sam Houston State	*c	4	0	1	0	1	0	0	0	0	0	1	0	0	0	0	11	0	0	.190
Mar 07	HAWAII	*c	3	0	0	0	0	0	0	0	0	0	0	0	0	0	2	6	0	0	.178
Mar 08	HAWAII	*c	3	0	0	0	0	0	0	0	0	0	0	0	0	0	0	5	2	0	.167
Mar 08	HAWAII-2	c	1	0	0	0	0	0	0	0	0	0	0	0	0	0	0	2	0	0	.163
Mar 09	HAWAII	*c	3	0	0	0	0	0	0	0	0	0	0	1	0	0	1	3	0	0	.154
Mar 14	KANSAS	*c	4	0	0	0	0	0	0	0	0	0	0	0	0	0	1	6	2	0	.143
Mar 21	COLUMBIA	*c	4	2	3	0	2	0	0	0	0	0	0	0	0	0	0	4	0	0	.183
Mar 22	COLUMBIA-1	*dh	3	0	0	0	0	0	0	0	0	0	1	0	0	0	0	0	0	0	.175
Mar 22	COLUMBIA-2	*c	5	1	1	0	0	0	0	0	0	0	0	0	0	0	0	4	0	0	.176
Mar 25	TEXAS STATE	*dh	4	0	0	0	0	0	0	0	0	0	0	0	0	0	0	0	0	0	.167
Mar 28	at Texas Tech	*c	5	0	1	1	0	0	0	0	0	0	1	0	0	0	1	2	0	0	.169
Mar 29	at Texas Tech	*c	3	0	1	0	0	0	0	0	0	0	0	0	0	0	1	2	1	0	.175
Apr 18	TEXAS CHRISTIAN	*dh	2	0	0	0	0	0	0	0	0	0	0	0	0	0	2	0	0	0	.171
Totals		23gs	82	5	14	4	6	0	0	1	0	0	3	5	0	0	12	88	7	0	.171

On base pct. .209 • Slugging pct. .244

**2014 Texas Longhorns Baseball**  
**Individual Game-by-Game for Texas Longhorns (as of May 12, 2014)**

**#2 Payton, Mark - 49 games (All games)**

Date	Opponent	Pos	AB	R	H	RBI	2B	3B	HR	BB	SB	CS	HBP	SAC	SF	GDP	K	PO	A	E	Avg
Feb 14	at California	*of	4	0	3	0	0	0	0	0	0	0	0	0	0	0	1	3	0	0	.750
Feb 15	at California-1	*of	3	0	2	0	1	0	0	0	0	0	0	1	0	0	0	4	0	0	.714
Feb 15	at California-2	*of	5	2	2	2	0	0	1	0	0	0	0	0	0	0	0	3	0	0	.583
Feb 16	at California	*of	5	1	2	2	0	1	0	0	0	0	0	0	0	0	0	2	0	0	.529
Feb 18	TEXAS A&M - CC	*of	4	2	2	0	0	1	0	1	0	0	0	0	0	0	0	3	1	0	.524
Feb 21	STANFORD	*of	5	1	4	3	0	1	0	0	0	0	0	0	0	1	0	0	0	0	.577
Feb 22	STANFORD	*of	3	1	3	1	0	0	0	2	1	1	0	0	0	0	0	2	0	0	.621
Feb 23	STANFORD	*of	2	0	1	0	0	0	0	3	0	0	0	0	0	1	0	2	0	0	.613
Feb 25	UTPA	*of	4	0	1	0	0	0	0	1	0	0	0	0	0	0	0	0	0	0	.571
Feb 28	vs Rice	*of	2	0	0	0	0	0	0	2	0	0	0	0	0	0	0	0	0	0	.541
Mar 01	vs Houston Cougars	*of	4	0	1	1	1	0	0	0	0	0	0	0	0	0	1	2	0	0	.512
Mar 02	vs Sam Houston State	*of	3	1	1	0	0	0	0	1	0	0	0	1	0	0	0	2	0	0	.500
Mar 04	VALPARAISO	*of	4	1	0	0	0	0	0	1	0	0	0	0	0	0	1	3	0	0	.458
Mar 07	HAWAII	*of	4	1	2	0	0	0	0	0	0	0	0	0	0	0	1	2	0	0	.462
Mar 08	HAWAII	*of	2	0	1	0	0	0	0	1	0	0	0	0	0	0	0	3	0	0	.463
Mar 08	HAWAII-2	*of	4	0	1	2	0	1	0	0	0	0	0	0	0	0	2	2	0	0	.448
Mar 09	HAWAII	*of	2	2	0	0	0	0	0	3	2	0	0	0	0	0	0	3	0	0	.433
Mar 11	at Texas State	*of	3	0	0	0	0	0	0	1	0	0	0	0	0	0	0	4	0	0	.413
Mar 14	KANSAS	*of	3	0	1	0	0	0	0	0	0	0	0	1	0	1	0	2	0	0	.409
Mar 15	KANSAS	*of	3	1	2	0	0	0	0	0	1	0	0	0	0	0	0	3	0	0	.420
Mar 16	KANSAS	*of	3	0	1	1	1	0	0	1	0	0	0	0	0	0	0	2	0	0	.417
Mar 18	DALLAS BAPTIST	*of	3	1	2	2	0	1	0	2	0	0	0	0	0	0	1	1	0	0	.427
Mar 21	COLUMBIA	*of	4	0	0	0	0	0	0	1	0	0	0	0	0	0	0	3	1	0	.405
Mar 22	COLUMBIA-1	*of	1	0	0	0	0	0	0	1	0	0	0	2	0	0	0	3	0	0	.400
Mar 22	COLUMBIA-2	*of	4	0	2	2	1	0	0	0	0	0	1	0	0	0	1	3	0	0	.405
Mar 25	TEXAS STATE	*of	4	1	3	1	0	0	0	0	0	0	0	0	1	0	0	2	0	0	.420
Mar 28	at Texas Tech	*of	5	2	3	3	0	0	0	1	0	0	0	0	0	0	0	6	0	0	.430
Mar 29	at Texas Tech	*of	4	1	1	0	0	0	0	1	0	0	0	0	0	1	0	3	0	0	.423
Mar 30	at Texas Tech	*of	5	0	0	0	0	0	0	1	1	0	0	0	0	0	0	3	0	0	.402
Apr 1	at Rice	*of	4	0	1	1	0	0	0	1	0	0	0	0	0	0	1	4	0	0	.396
Apr 04	BAYLOR	*of	5	0	1	3	1	0	0	0	0	0	0	0	0	0	0	1	0	0	.387
Apr 05	BAYLOR	*of	5	0	1	1	0	0	0	0	0	0	0	0	0	0	0	2	0	0	.379
Apr 06	BAYLOR	*of	3	1	0	0	0	0	0	2	0	0	0	0	0	0	0	1	0	0	.370
Apr 08	RICE	*of	3	0	0	0	0	0	0	1	0	0	0	0	0	1	0	4	0	0	.361
Apr 11	at Oklahoma	*of	5	0	0	0	0	0	0	1	0	0	0	0	0	0	2	2	0	0	.346
Apr 12	at Oklahoma	*of	4	1	1	0	0	0	0	0	1	0	1	0	0	0	1	2	0	0	.344
Apr 13	at Oklahoma	*of	6	1	3	1	3	0	0	0	0	0	0	0	0	0	0	2	0	0	.350
Apr 15	UT - ARLINGTON	*of	1	1	0	0	0	0	0	4	1	0	0	0	0	0	0	2	0	0	.348
Apr 17	TEXAS CHRISTIAN	*of	4	0	1	0	0	0	0	0	1	0	0	0	0	0	1	4	0	0	.345
Apr 18	TEXAS CHRISTIAN	*of	2	0	0	0	0	0	0	1	0	0	1	0	0	0	0	5	0	0	.340
Apr 19	TEXAS CHRISTIAN	*of	4	0	2	0	0	0	0	0	0	0	0	0	0	0	1	1	0	0	.345
Apr 22	UTPA	*of	4	0	1	1	0	0	0	0	0	0	1	0	0	0	0	1	0	0	.342
Apr 25	OKLAHOMA STATE	*of	1	0	0	0	0	0	0	3	2	0	0	0	0	0	0	0	0	0	.340
Apr 26	OKLAHOMA STATE	*of	4	0	1	0	0	0	0	0	0	0	0	0	0	0	0	3	0	0	.338
Apr 27	OKLAHOMA STATE	*of	4	0	2	1	1	0	0	1	0	0	0	0	0	0	0	2	0	0	.342
Apr 29	PRAIRIE VIEW A&M	*of	3	1	0	0	0	0	0	2	2	0	0	0	0	0	0	1	0	0	.335
May 02	at West Virginia	*of	4	0	0	1	0	0	0	1	1	0	0	0	0	0	1	2	0	0	.327
May 03	at West Virginia	*of	4	0	1	0	1	0	0	0	0	0	0	0	0	0	1	4	0	0	.326
May 04	at West Virginia	*of	4	1	2	1	1	0	0	1	0	0	0	0	0	0	0	1	0	0	.330
Totals		49gs	176	24	58	30	11	5	1	42	13	1	4	5	1	5	16	115	2	0	.330

On base pct. .466 • Slugging pct. .466

## 2014 Texas Baseball Individual Career History

### Barrera, Tres

Year	avg	gp-gs	ab	r	h	2b	3b	hr	rbi	tb	slg%	bb	hbp	so	gdp	ob%	sf	sh	sb-att	po	a	e	fld%
2014	.266	47-45	169	22	45	10	2	2	26	65	.385	12	6	27	5	.335	1	4	0-0	213	26	4	.984
TOTAL	.266	47-45	169	22	45	10	2	2	26	65	.385	12	6	27	5	.335	1	4	0-0	213	26	4	.984

#### SINGLE-GAME HIGHS:

Hits: 4, Columbia, Mar 22, 2014  
Doubles: 2, Baylor, Apr 05, 2014; at Texas Tech, Mar 28, 2014  
Triples: 1, UT - Arlington, Apr 15, 2014; at Texas State, Mar 11, 2014  
Home runs: 1, Oklahoma State, Apr 27, 2014; at Texas Tech, Mar 29, 2014  
Total bases: 7, at Texas Tech, Mar 29, 2014  
RBI: 4, UT - Arlington, Apr 15, 2014  
Runs scored: 2, 4 times  
Walks: 2, at Oklahoma, Apr 12, 2014; UT - Arlington, Apr 15, 2014; at West Virginia, May 04, 2014  
Hit by pitch: 2, at Texas Tech, Mar 28, 2014  
Struck out: 3, Texas State, Mar 25, 2014; at Texas Tech, Mar 30, 2014  
Sac flies: 1, at Rice, Apr 1, 2014  
Sac bunts: 1, 4 times  
At bats: 6, at Texas Tech, Mar 30, 2014  
Field chances: 12, Baylor, Apr 05, 2014; Prairie View A&M, Apr 29, 2014  
Putouts: 12, Prairie View A&M, Apr 29, 2014  
Assists: 3, Texas Christian, Apr 19, 2014; Hawaii, Mar 08, 2014  
Runners CS: 2, Baylor, Apr 06, 2014; UTPA, Feb 25, 2014

### Carter, Madison

Year	avg	gp-gs	ab	r	h	2b	3b	hr	rbi	tb	slg%	bb	hbp	so	gdp	ob%	sf	sh	sb-att	po	a	e	fld%
2013	.194	26-22	72	6	14	2	1	0	4	18	.250	8	2	11	3	.293	0	3	2-4	60	49	5	.956
2014	.340	24-15	53	14	18	2	0	0	5	20	.377	7	0	11	2	.417	0	9	1-1	0	2	0	1.000
TOTAL	.256	50-37	125	20	32	4	1	0	9	38	.304	15	2	22	5	.345	0	12	3-5	60	51	5	.957

#### SINGLE-GAME HIGHS:

Hits: 3, Baylor, Apr 05, 2014; at Texas Tech, Mar 30, 2014; at West Virginia, May 04, 2014  
Doubles: 1, 4 times  
Triples: 1, Kansas State, May 04, 2013  
Total bases: 4, Baylor, Apr 05, 2014; at West Virginia, May 04, 2014  
RBI: 1, 9 times  
Runs scored: 2, at Oklahoma, Apr 11, 2014; West Virginia, Apr 20, 2013; at West Virginia, May 04, 2014  
Walks: 2, at Oklahoma, Apr 11, 2014  
Hit by pitch: 1, West Virginia, Apr 20, 2013; Texas Tech, Mar 15, 2013  
Struck out: 2, 4 times  
Sac bunts: 2, Prairie View A&M, Apr 29, 2014  
At bats: 6, at Texas Tech, Mar 30, 2014  
Stolen bases: 1, Baylor, Apr 04, 2014; Prairie View A&M, Apr 30, 2013; Sacramento State, Feb 15, 2013  
Caught stealing: 1, Sacramento State, Feb 17, 2013; Kansas State, May 03, 2013  
Field chances: 12, Texas Tech, Mar 16, 2013  
Putouts: 9, Oral Roberts, Mar 12, 2013; Texas Tech, Mar 16, 2013  
Assists: 7, Sacramento State, Feb 15, 2013

## 2014 Texas Baseball Individual Career History

### Clemens, Kacy

Year	avg	gp-gs	ab	r	h	2b	3b	hr	rbi	tb	slg%	bb	hbp	so	gdp	ob%	sf	sh	sb-att	po	a	e	fld%
2014	.217	47-45	143	17	31	4	0	0	9	35	.245	33	0	35	0	.364	0	5	0-0	460	20	5	.990
TOTAL	.217	47-45	143	17	31	4	0	0	9	35	.245	33	0	35	0	.364	0	5	0-0	460	20	5	.990

#### SINGLE-GAME HIGHS:

Hits: 3, at California, Feb 15, 2014

Doubles: 1, 4 times

Total bases: 3, Baylor, Apr 05, 2014; at California, Feb 15, 2014

RBI: 2, at Oklahoma, Apr 11, 2014; at Oklahoma, Apr 12, 2014

Runs scored: 2, Valparaiso, Mar 04, 2014; Columbia, Mar 22, 2014

Walks: 3, at Rice, Apr 1, 2014; Oklahoma State, Apr 25, 2014

Struck out: 3, Stanford, Feb 21, 2014

Sac bunts: 1, 5 times

At bats: 5, at Oklahoma, Apr 13, 2014; Stanford, Feb 23, 2014

Field chances: 17, Dallas Baptist, Mar 18, 2014

Putouts: 16, at California, Feb 16, 2014

Assists: 3, Dallas Baptist, Mar 18, 2014; Columbia, Mar 22, 2014

### Felts, Jacob

Year	avg	gp-gs	ab	r	h	2b	3b	hr	rbi	tb	slg%	bb	hbp	so	gdp	ob%	sf	sh	sb-att	po	a	e	fld%
2011	.215	63-59	186	22	40	3	0	1	20	46	.247	14	7	34	3	.293	1	12	5-6	458	51	7	.986
2012	.282	52-52	188	20	53	8	0	0	21	61	.324	11	8	21	4	.343	3	6	2-4	387	45	6	.986
2013	.272	47-42	147	12	40	5	0	1	15	48	.327	10	7	21	4	.348	0	5	3-4	235	32	5	.982
2014	.218	18-13	55	4	12	1	1	0	6	15	.273	3	0	5	4	.259	0	2	0-0	1	0	0	1.000
TOTAL	.252	180-166	576	58	145	17	1	2	62	170	.295	38	22	81	15	.320	4	25	10-14	1081	128	18	.985

#### SINGLE-GAME HIGHS:

Hits: 3, 4 times

Doubles: 2, Brown, Mar 13, 2011; at Oklahoma Sooners, Mar 18, 2012

Triples: 1, Hawaii, Mar 07, 2014

Home runs: 1, Missouri, Apr 03, 2011; West Virginia, Apr 20, 2013

Total bases: 5, West Virginia, Apr 20, 2013; Brown, Mar 13, 2011

RBI: 4, West Virginia, Apr 20, 2013

Runs scored: 2, 12 times

Walks: 2, 4 times

Hit by pitch: 1, 22 times

Struck out: 3, Nebraska, Feb 24, 2013; at Oklahoma State, Mar 25, 2011

Sac flies: 1, 4 times

Sac bunts: 1, 25 times

At bats: 6, at Hawai'i, Feb 26, 2011; at Missouri, May 06, 2012; at Nebraska, May 07, 2011

Stolen bases: 2, UTSA, Mar 08, 2011

Caught stealing: 1, 4 times

Field chances: 18, UTSA, Mar 08, 2011

Putouts: 16, UTSA, Mar 08, 2011

Assists: 4, Kansas, Apr 20, 2012; vs Arkansas, Mar 04, 2012

Runners CS: 2, 4 times



## 2014 Texas Baseball Individual Career History

### Gurwitz, Zane

Year	avg	gp-gs	ab	r	h	2b	3b	hr	rbi	tb	slg%	bb	hbp	so	gdp	ob%	sf	sh	sb-att	po	a	e	fld%
2014	.280	43-41	143	19	40	7	0	1	21	50	.350	8	1	26	0	.320	1	7	6-6	32	76	7	.939
TOTAL	.280	43-41	143	19	40	7	0	1	21	50	.350	8	1	26	0	.320	1	7	6-6	32	76	7	.939

#### SINGLE-GAME HIGHS:

Hits: 4, at Texas Tech, Mar 29, 2014  
 Doubles: 2, at Oklahoma, Apr 13, 2014; Columbia, Mar 22, 2014  
 Home runs: 1, at California, Feb 16, 2014  
 Total bases: 5, at California, Feb 16, 2014  
 RBI: 3, Stanford, Feb 23, 2014  
 Runs scored: 3, UT - Arlington, Apr 15, 2014  
 Walks: 2, UTPA, Feb 25, 2014  
 Hit by pitch: 1, Dallas Baptist, Mar 18, 2014  
 Struck out: 3, at Texas Tech, Mar 30, 2014  
 Sac flies: 1, at Rice, Apr 1, 2014  
 Sac bunts: 1, 7 times  
 At bats: 5, Columbia, Mar 22, 2014; at Texas Tech, Mar 30, 2014  
 Stolen bases: 2, at Texas Tech, Mar 29, 2014  
 Field chances: 6, 5 times  
 Putouts: 3, at California, Feb 15, 2014; UTPA, Feb 25, 2014  
 Assists: 5, at Oklahoma, Apr 13, 2014; Kansas, Mar 16, 2014

### Hinojosa, C.J

Year	avg	gp-gs	ab	r	h	2b	3b	hr	rbi	tb	slg%	bb	hbp	so	gdp	ob%	sf	sh	sb-att	po	a	e	fld%
2013	.314	50-50	188	19	59	10	2	2	29	79	.420	18	1	26	2	.373	2	6	3-4	79	130	11	.950
2014	.273	49-49	176	20	48	7	0	1	24	58	.330	21	2	27	3	.350	4	13	3-4	73	135	13	.941
TOTAL	.294	99-99	364	39	107	17	2	3	53	137	.376	39	3	53	5	.362	6	19	6-8	152	265	24	.946

#### SINGLE-GAME HIGHS:

Hits: 3, 7 times  
 Doubles: 2, at TCU, May 17, 2013  
 Triples: 1, Texas Southern, May 11, 2013  
 Home runs: 1, at Oklahoma, Apr 11, 2014; at Oklahoma State, Mar 29, 2013; at Oklahoma State, Mar 30, 2013  
 Total bases: 5, 4 times  
 RBI: 3, Texas State, Apr 09, 2013; Texas A&M - CC, Feb 18, 2014; at Oklahoma State, Mar 28, 2013  
 Runs scored: 2, 6 times  
 Walks: 3, Columbia, Mar 22, 2014  
 Hit by pitch: 1, Oklahoma State, Apr 25, 2014; UC Santa Barbara, Mar 10, 2013; at West Virginia, May 03, 2014  
 Struck out: 3, Oklahoma State, Apr 27, 2014; at Texas Tech, Mar 29, 2014  
 Sac flies: 2, Baylor, Apr 05, 2014  
 Sac bunts: 2, Stanford, Feb 21, 2014; Nebraska, Feb 24, 2013  
 At bats: 6, at Kansas, Apr 12, 2013  
 Stolen bases: 1, 6 times  
 Caught stealing: 1, Texas A&M - CC, Feb 18, 2014; UT Arlington, Feb 19, 2013  
 Field chances: 9, at Kansas, Apr 12, 2013  
 Putouts: 6, at Minnesota, Mar 23, 2013  
 Assists: 7, West Virginia, Apr 20, 2013

## 2014 Texas Baseball Individual Career History

### Johnson, Ben

Year	avg	gp-gs	ab	r	h	2b	3b	hr	rbi	tb	slg%	bb	hbp	so	gdp	ob%	sf	sh	sb-att	po	a	e	fld%
2013	.213	30-26	89	11	19	6	1	3	9	36	.404	11	1	27	0	.307	0	5	3-7	17	1	1	.947
2014	.287	49-49	174	36	50	7	3	5	26	78	.448	25	10	24	0	.397	5	7	19-19	103	3	2	.981
TOTAL	.262	79-75	263	47	69	13	4	8	35	114	.433	36	11	51	0	.368	5	12	22-26	120	4	3	.976

#### SINGLE-GAME HIGHS:

Hits: 4, UC Santa Barbara, Mar 10, 2013

Doubles: 2, UC Santa Barbara, Mar 10, 2013

Triples: 1, 4 times

Home runs: 1, 8 times

Total bases: 9, UC Santa Barbara, Mar 10, 2013

RBI: 3, UT - Arlington, Apr 15, 2014; at Texas State, Mar 11, 2014

Runs scored: 4, UT - Arlington, Apr 15, 2014

Walks: 3, UT Pan American, Apr 16, 2013

Hit by pitch: 2, Rice, Apr 08, 2014

Struck out: 3, 4 times

Sac flies: 1, 4 times

Sac bunts: 2, Baylor, Apr 05, 2014

At bats: 6, at Texas Tech, Mar 30, 2014

Stolen bases: 3, Prairie View A&M, Apr 29, 2014

Caught stealing: 1, 4 times

Field chances: 5, 5 times

Putouts: 5, Hawaii, Mar 08, 2014; Hawaii, Mar 09, 2014; at Minnesota, Mar 24, 2013

Assists: 2, vs Sam Houston State, Mar 02, 2014

### Marlow, Brooks

Year	avg	gp-gs	ab	r	h	2b	3b	hr	rbi	tb	slg%	bb	hbp	so	gdp	ob%	sf	sh	sb-att	po	a	e	fld%
2012	.214	52-51	173	25	37	4	2	2	29	51	.295	26	4	37	1	.325	3	13	2-4	89	152	7	.972
2013	.256	46-43	156	18	40	10	2	1	11	57	.365	11	1	21	3	.310	0	6	1-1	68	138	6	.972
2014	.262	49-49	191	32	50	7	1	2	17	65	.340	36	1	26	2	.380	1	8	3-4	101	160	2	.992
TOTAL	.244	147-143	520	75	127	21	5	5	57	173	.333	73	6	84	6	.342	4	27	6-9	258	450	15	.979

#### SINGLE-GAME HIGHS:

Hits: 4, at Texas Tech, Mar 28, 2014; at West Virginia, May 02, 2014

Doubles: 2, 4 times

Triples: 1, 5 times

Home runs: 2, Duke, Feb 18, 2012

Total bases: 9, at Texas Tech, Mar 28, 2014

RBI: 3, Duke, Feb 18, 2012; vs Rice Owls, Mar 2, 2012

Runs scored: 3, at Rice, Apr 1, 2014; at Texas Tech, Mar 28, 2014; Texas Southern, May 11, 2013

Walks: 3, Dallas Baptist, Mar 18, 2014

Hit by pitch: 1, 6 times

Struck out: 2, 16 times

Sac flies: 1, 4 times

Sac bunts: 2, Stephen F. Austin, Mar 20, 2012; Texas State, Mar 26, 2013

At bats: 6, at Texas Tech, Mar 28, 2014; at Texas Tech, Mar 30, 2014

Stolen bases: 1, 6 times

Caught stealing: 1, UTPA, Feb 25, 2014; at Kansas State, Mar 25, 2012; at Missouri, May 04, 2012

Field chances: 10, at Texas Tech, Apr 07, 2012; at West Virginia, May 04, 2014; vs Missouri, May 23, 2012

Putouts: 5, Texas Christian, Apr 19, 2014; Duke, Feb 19, 2012

Assists: 7, 4 times

## 2014 Texas Baseball Individual Career History

### McGuire, Andy

Year	avg	gp-gs	ab	r	h	2b	3b	hr	rbi	tb	slg%	bb	hbp	so	gdp	ob%	sf	sh	sb-att	po	a	e	fld%
2014	.113	22-22	71	6	8	1	0	0	7	9	.127	7	2	14	1	.210	1	5	1-2	13	34	4	.922
TOTAL	.113	22-22	71	6	8	1	0	0	7	9	.127	7	2	14	1	.210	1	5	1-2	13	34	4	.922

#### SINGLE-GAME HIGHS:

Hits: 1, 7 times

Doubles: 1, Hawaii, Mar 07, 2014

Total bases: 2, Hawaii, Mar 07, 2014

RBI: 2, at California, Feb 15, 2014; Stanford, Feb 21, 2014

Runs scored: 1, 5 times

Walks: 1, 6 times

Hit by pitch: 1, Texas A&M - CC, Feb 18, 2014; UTPA, Feb 25, 2014

Struck out: 2, 4 times

Sac flies: 1, Stanford, Feb 21, 2014

Sac bunts: 2, vs Rice, Feb 28, 2014

At bats: 5, vs Sam Houston State, Mar 02, 2014

Stolen bases: 1, Valparaiso, Mar 04, 2014

Caught stealing: 1, Texas A&M - CC, Feb 18, 2014

Field chances: 6, UTPA, Feb 25, 2014

Putouts: 2, UTPA, Feb 25, 2014; Hawaii, Mar 08, 2014

Assists: 5, Valparaiso, Mar 04, 2014

### Montalbano, Jeremy

Year	avg	gp-gs	ab	r	h	2b	3b	hr	rbi	tb	slg%	bb	hbp	so	gdp	ob%	sf	sh	sb-att	po	a	e	fld%
2010	.316	21-2	19	4	6	1	1	0	7	9	.474	6	0	2	0	.480	0	0	0-0	4	0	0	1.000
2013	.257	24-21	74	5	19	2	0	2	16	27	.365	3	1	18	0	.288	2	0	0-0	73	4	0	1.000
2014	.171	26-23	82	5	14	6	0	0	4	20	.244	1	3	12	0	.209	0	5	0-0	88	7	0	1.000
TOTAL	.223	71-46	175	14	39	9	1	2	27	56	.320	10	4	32	0	.277	2	5	0-0	165	11	0	1.000

#### SINGLE-GAME HIGHS:

Hits: 3, Columbia, Mar 21, 2014

Doubles: 2, Stanford, Feb 21, 2014; Columbia, Mar 21, 2014

Home runs: 1, UC Santa Barbara, Mar 10, 2013; at Oklahoma State, Mar 28, 2013

Total bases: 5, Columbia, Mar 21, 2014; at Oklahoma State, Mar 28, 2013

RBI: 4, UC Santa Barbara, Mar 10, 2013

Runs scored: 2, Columbia, Mar 21, 2014

Walks: 1, 4 times

Hit by pitch: 1, 4 times

Struck out: 2, 6 times

Sac flies: 1, UC Santa Barbara, Mar 10, 2013; Texas Southern, May 11, 2013

Sac bunts: 1, 4 times

At bats: 5, Columbia, Mar 22, 2014; at Texas Tech, Mar 28, 2014; at Oklahoma State, Mar 29, 2013

Field chances: 11, Stanford, Feb 21, 2014; vs Sam Houston State, Mar 02, 2014

Putouts: 11, Stanford, Feb 21, 2014; vs Sam Houston State, Mar 02, 2014

Assists: 2, 4 times

Runners CS: 2, Hawaii, Mar 08, 2014

## 2014 Texas Baseball Individual Career History

### Payton, Mark

Year	avg	gp-gs	ab	r	h	2b	3b	hr	rbi	tb	slg%	bb	hbp	so	gdp	ob%	sf	sh	sb-att	po	a	e	fld%
2011	.263	65-65	240	37	63	11	2	0	25	78	.325	31	6	34	6	.353	6	19	6-10	86	0	3	.966
2012	.322	52-52	208	40	67	13	4	5	29	103	.495	32	3	27	0	.418	1	7	8-13	89	2	0	1.000
2013	.385	49-49	174	27	67	11	7	0	28	92	.529	28	4	22	3	.478	1	7	3-6	98	9	4	.964
2014	.330	49-49	176	24	58	11	5	1	30	82	.466	42	4	16	5	.466	1	5	13-14	115	2	0	1.000
TOTAL	.320	215-215	798	128	255	46	18	6	112	355	.445	133	17	99	14	.423	9	38	30-43	388	13	7	.983

#### SINGLE-GAME HIGHS:

Hits: 4, 4 times

Doubles: 3, at Oklahoma, Apr 13, 2014

Triples: 1, 17 times

Home runs: 1, 5 times

Total bases: 6, at Oklahoma, Apr 13, 2014; West Virginia, Apr 20, 2013; Stanford, Feb 21, 2014

RBI: 4, Texas Southern, May 12, 2012

Runs scored: 3, 6 times

Walks: 4, UT - Arlington, Apr 15, 2014

Hit by pitch: 1, 17 times

Struck out: 4, at Stanford, Feb 24, 2012

Sac flies: 1, 9 times

Sac bunts: 2, 4 times

At bats: 7, at Oklahoma Sooners, Mar 16, 2012

Stolen bases: 2, Oklahoma State, Apr 25, 2014; Prairie View A&M, Apr 29, 2014; Hawaii, Mar 09, 2014

Caught stealing: 2, Texas State, Apr 17, 2012

Field chances: 7, Baylor, May 19, 2012

Putouts: 6, 4 times

Assists: 2, Oral Roberts, Mar 12, 2013

### Shaw, Collin

Year	avg	gp-gs	ab	r	h	2b	3b	hr	rbi	tb	slg%	bb	hbp	so	gdp	ob%	sf	sh	sb-att	po	a	e	fld%
2012	.128	15-8	39	4	5	0	0	0	1	5	.128	5	0	14	0	.227	0	1	1-2	19	1	0	1.000
2013	.222	23-13	45	9	10	2	1	0	3	14	.311	8	1	11	0	.352	0	1	2-2	25	0	0	1.000
2014	.254	43-38	130	15	33	4	1	0	18	39	.300	18	4	26	0	.355	3	7	9-13	67	2	1	.986
TOTAL	.224	81-59	214	28	48	6	2	0	22	58	.271	31	5	51	0	.332	3	9	12-17	111	3	1	.991

#### SINGLE-GAME HIGHS:

Hits: 3, Columbia, Mar 21, 2014

Doubles: 1, 6 times

Triples: 1, Columbia, Mar 21, 2014; Texas Southern, May 11, 2013

Total bases: 5, Columbia, Mar 21, 2014

RBI: 3, Columbia, Mar 21, 2014

Runs scored: 2, 4 times

Walks: 3, Baylor, Apr 06, 2014

Hit by pitch: 1, 5 times

Struck out: 3, Texas Christian, Apr 17, 2014; vs Arkansas, Mar 04, 2012; at Kansas State, Mar 23, 2012

Sac flies: 1, UT - Arlington, Apr 15, 2014; vs Sam Houston State, Mar 02, 2014; Columbia, Mar 22, 2014

Sac bunts: 2, Oklahoma State, Apr 25, 2014

At bats: 6, at Texas Tech, Mar 28, 2014

Stolen bases: 2, Baylor, Apr 04, 2014; at Texas Tech, Mar 30, 2014

Caught stealing: 1, 5 times

Field chances: 6, Duke, Feb 19, 2012

Putouts: 5, UT Pan American, Apr 16, 2013; Duke, Feb 19, 2012

Assists: 1, Baylor, Apr 04, 2014; at Oklahoma, Apr 12, 2014; Duke, Feb 19, 2012

## 2014 Texas Baseball Individual Career History

Silver, Alex
--------------

Year	avg	gp-gs	ab	r	h	2b	3b	hr	rbi	tb	slg%	bb	hbp	so	gdp	ob%	sf	sh	sb-att	po	a	e	fld%
2011	.172	12-8	29	2	5	0	0	0	1	5	.172	2	1	4	1	.250	0	1	0-0	6	11	1	.944
2012	.267	45-43	165	24	44	10	1	0	19	56	.339	14	6	32	3	.342	2	4	0-0	399	21	3	.993
2013	.196	26-15	56	4	11	1	0	0	5	12	.214	12	2	13	0	.357	0	4	0-0	150	7	1	.994
2014	.125	4-1	8	4	1	0	0	0	1	1	.125	2	0	1	0	.300	0	0	0-0	24	1	1	.962
TOTAL	.236	87-67	258	34	61	11	1	0	26	74	.287	30	9	50	4	.334	2	9	0-0	579	40	6	.990

### SINGLE-GAME HIGHS:

Hits: 3, at Minnesota, Mar 23, 2013; at Kansas State, Mar 25, 2012

Doubles: 1, 11 times

Triples: 1, Stephen F. Austin, Mar 20, 2012

Total bases: 4, at Kansas State, Mar 25, 2012

RBI: 3, at Minnesota, Mar 23, 2013

Runs scored: 2, 5 times

Walks: 2, at Minnesota, Mar 24, 2013; at Oklahoma State, Mar 30, 2013; vs Kansas, May 24, 2012

Hit by pitch: 2, Stephen F. Austin, Mar 20, 2012

Struck out: 3, at Texas Tech, Apr 06, 2012

Sac flies: 1, Texas Southern, May 12, 2012

Sac bunts: 1, 9 times

At bats: 5, 9 times

Field chances: 19, Kansas State, May 03, 2013

Putouts: 17, Kansas State, May 03, 2013

Assists: 2, 9 times