



**Six-Time National Champions**  
1949 • 1950 • 1975 • 1983 • 2002 • 2005

# TEXAS BASEBALL

Texas Media Relations • P.O. Box 7399 • Austin, Texas 78713  
Assistant Media Relations Director/Baseball Contact: Justin Moore • Office: (512) 232-9438  
Email: justin.moore@utexas.edu

## 2014 schedule/scores

Date	Opponent (TV)	Time/Score
Feb. 14	at California	L, 0-7
Feb. 15	at California	L, 1-2
Feb. 15	at California	W, 6-2
Feb. 16	at California	W, 5-0
Feb. 18	TEXAS A&M CORPUS CHRISTI (LHN)	W, 10-0
Feb. 21	STANFORD (LHN)	W, 9-3
Feb. 22	STANFORD (LHN)	W, 4-3
Feb. 23	STANFORD (LHN)	L, 5-11
Feb. 25	UT-PAN AMERICAN (LHN)	W, 2-1 (11)
Feb. 28	vs. Rice (LHN)	W, 2-0
March 1	vs. Houston (LHN)	W, 3-2
March 2	vs. Sam Houston State (LHN)	W, 3-2
March 4	VALPARAISO (LHN)	W, 7-1
March 7	HAWAII (LHN)	W, 3-2
March 8	HAWAII (7 inn.) (LHN)	L, 1-6
March 8	HAWAII (LHN)	W, 3-2
March 9	HAWAII (LHN)	W, 4-1
March 11	at Texas State (KBVO)	W, 6-3
March 14	KANSAS * (LHN)	L, 2-3
March 15	KANSAS * (LHN)	W, 2-1
March 16	KANSAS * (LHN)	L, 1-6
March 18	DALLAS BAPTIST (LHN)	W, 5-0
March 21	COLUMBIA (LHN)	W, 7-3
March 22	COLUMBIA (LHN)	W, 6-1
March 22	COLUMBIA (LHN)	W, 11-0
March 25	TEXAS STATE (LHN)	W, 5-1
March 28	at Texas Tech * (FCS)	W, 11-1
March 29	at Texas Tech *	L, 4-8
March 30	at Texas Tech * (FSW)	W, 5-2 (12)
April 1	at Rice	W, 5-2
April 4	BAYLOR * (LHN)	W, 5-4
April 5	BAYLOR * (LHN)	W, 6-3
April 6	BAYLOR * (LHN)	W, 4-0
April 8	RICE (LHN)	L, 2-7
April 11	at Oklahoma * (FCS)	W, 10-8 (10)
April 12	at Oklahoma *	W, 7-2
April 13	at Oklahoma * (ESPNU)	W, 8-1
April 15	UT-ARLINGTON (LHN)	W, 10-2
April 17	TCU * (LHN)	L, 0-3
April 18	TCU * (LHN)	L, 0-2
April 19	TCU * (LHN)	L, 1-3
April 22	UT-PAN AMERICAN (LHN)	W, 5-4
April 25	OKLAHOMA STATE* (LHN)	W, 3-0
April 26	OKLAHOMA STATE* (LHN)	L, 1-2
April 27	OKLAHOMA STATE* (LHN)	L, 3-8
April 29	PRAIRIE VIEW A&M (LHN)	W, 6-3
May 2	at West Virginia *	5 p.m.
May 3	at West Virginia *	3 p.m.
May 4	at West Virginia *	Noon
May 13	TEXAS STATE (LHN)	6 p.m.
May 16	at Kansas State *	6:30 p.m.
May 17	at Kansas State *	6:30 p.m.
May 18	at Kansas State * (FS1)	1 p.m.
May 21-25	Big 12 Tournament	TBA

All times Central  
DH - Doubleheader

\* - Big 12 Conference game

(LHN) Longhorn Network • (FS1) Fox Sports 1 • (FCS) Fox College Sports • (FSW) Fox Sports Southwest



Follow@Texas\_Baseball

**TexasSports.com**

## Games 47-49



## No. 19/22 Texas (33-13, 10-8) at West Virginia (24-16, 7-7)

May 2-4

### Upcoming Games Schedule

**Where:** Morgantown, W.V. • Hawley Field (2,500)

**Times:** 5 p.m./3 p.m./Noon

**Live Stats:** WVUSports.com

**Video:** Streaming online at WVUSports.com

**Radio:** AM-1300 The Zone, online at www.TexasSports.com/showcase

Talent: Craig Way (PbP), Bill Little (Analyst)

**All-Time Series:** Texas trails, 1-2

### Probable Starting Pitchers

r-Jr. LHP Harrison Musgrave (4-3, 1.95) vs. Jr. RHP Parker French (5-3, 2.08)

So. LHP Ross Vance (3-0, 2.57) vs. Jr. LHP Dillon Peters (5-3, 2.50)

Jr. LHP John Means (5-1, 2.10) vs. Sr. RHP Nathan Thornhill (6-2, 1.85)

## QUICK HITS

- Texas makes its first-ever trip to Morgantown to take on West Virginia this weekend in its penultimate Big 12 series of the 2014 regular season. Following the three-game set with the Mountaineers, Texas takes a week long break for finals before playing its home finale vs. Texas State on May 13.
- The Longhorns and Mountaineers met for the first time last season, with West Virginia taking two of three in Austin.
- Texas bounced back with a 6-3 win over Prairie View A&M on Tuesday after dropping two of three to Oklahoma State last weekend. Lukas Schiraldi struck out a career-high eight in the victory.
- A pair of Longhorns earned national acclaim this week for their success on and off the field. Senior Mark Payton was named one of 10 finalists for the Senior CLASS Award, while redshirt sophomore John Curtiss was named to the Academic All-District 7 team.
- The Texas pitching staff leads the Big 12 and ranks sixth nationally with a 2.22 ERA. As a staff, Texas is holding opponents to a .222 batting average which is tied for best in the league with TCU.
- Texas has allowed three runs or fewer in 36 games this year (30-6 record).
- The Longhorns rank second in the league and 15th nationally in fielding percentage (.978). Texas ranks second in the Big 12 and 11th nationally in double plays (44).
- In dropping five of its last six Big 12 games, Texas averaged just 1.3 runs per game. That comes after a 17-game stretch that saw the Longhorns average 6.5 runs per game and hit .302 as a team with a .417 slugging percentage and .409 on-base percentage. The Longhorns are 15-0 when scoring six or more runs this year.
- Texas ranks 14th nationally in the official NCAA RPI and has played the 16th most difficult schedule in the nation according to BoydsWorld.com. The Longhorns have a 8-6 record against teams in the RPI top 35, including 5-1 in road and neutral games. Against the RPI top 100, Texas is 21-12.
- Texas is ranked in the top 25 by all five major polls, including 19th by Baseball America, 22nd by Collegiate Baseball Newspaper, 18th by Perfect Game, 12th by the NCBWA and 11th by USA Today.

## PROBABLE POSITION STARTERS

NO.	PLAYER	POS	YR	B/T	AVG	G-GS	AB	R	H	2B	3B	HR	RBI	SB
1	Tres Barrera	C	Fr.	R/R	.277	44-42	159	21	44	10	2	2	26	0
42	Kacy Clemens	1B	Fr.	L/R	.222	44-43	135	16	30	4	0	0	9	0
8	Brooks Marlow	2B	Jr.	L/R	.251	46-46	179	31	45	7	1	2	15	3
9	C.J. Hinojosa	SS	So.	R/R	.274	46-46	164	19	45	7	0	1	23	3
50	Zane Gurwitz	3B	Fr.	R/R	.280	40-37	132	19	37	7	0	1	20	6
14	Ben Johnson	LF	So.	R/R	.294	46-46	160	35	47	6	3	5	25	16
2	Mark Payton	CF	Sr.	L/L	.335	46-46	164	23	55	9	5	1	28	12
4	Collin Shaw	RF	Jr.	R/R	.261	40-35	119	15	31	3	1	0	16	9
35	Madison Carter	DH	Sr.	R/R	.362	23-14	42	10	11	1	0	0	5	1

## PROBABLE STARTING PITCHER

NO.	PLAYER	R/L	YR	W-L	ERA	APP	GS	SV	IP	H	R	ER	BB	SO
24	Parker French	R	Jr.	5-3	2.08	12	11	0	69.1	59	29	16	25	48
32	Dillon Peters	L	Jr.	5-3	2.50	11	11	0	68.1	68	24	19	18	42
36	Nathan Thornhill	R	Sr.	6-2	1.85	14	9	2	68.0	44	14	14	24	42

## Big 12 Standings (through 4/30)

School	Big 12	Pct.	Overall	Pct.
Oklahoma St.	13-5	.722	32-13	.711
TCU	10-5	.667	31-13	.705
Texas Tech	11-7	.611	36-13	.735
<b>Texas</b>	<b>10-8</b>	<b>.556</b>	<b>33-13</b>	<b>.717</b>
Kansas	9-9	.500	27-20	.574
West Virginia	7-7	.500	24-16	.600
Oklahoma	5-10	.333	25-21	.543
Baylor	5-12	.294	20-26	.435
Kansas State	4-11	.267	23-22	.511

## Upcoming Schedule

## TUESDAY, APRIL 29 TIME

## Texas 6, Prairie View A&amp;M 3

Texas Tech 4, Oral Roberts 1 (12)

Dallas Baptist 9, Oklahoma 1

Kansas 10, Wichita State 3

TCU 14, Stephen F. Austin 4

Sam Houston State 4, Baylor 2

## WEDNESDAY, APRIL 30

West Virginia at Marshall - Cancelled

Oklahoma State 3, Wichita State 0

Baylor 8, Texas A&amp;M Corpus Christi 4

## FRIDAY, MAY 2

## Texas at West Virginia\* 5:00 p.m.

Baylor at Oklahoma\* [FSOK/FSSW+/FCSC] 6:00 p.m.

Texas Tech at Kansas\* 6:00 p.m.

Kansas State at TCU\* [FSSW] 6:30 p.m.

Arizona State at Oklahoma State 6:30 p.m.

## SATURDAY, MAY 3

Baylor at Oklahoma\* [FSOK/FSSW+/FCSC] 2:00 p.m.

Kansas at Texas Tech\* 2:00 p.m.

## Texas at West Virginia\* 3:00 p.m.

Arizona State at Oklahoma State 3:00 p.m.

Kansas State at TCU\* [FSSW] 4:00 p.m.

## SUNDAY, MAY 4

## Texas at West Virginia\* Noon

Arizona State at Oklahoma State 1:00 p.m.

Kansas State at TCU\* [FCS] 1:00 p.m.

Texas Tech at Kansas\* 1:00 p.m.

Baylor at Oklahoma\* [FSSW+/FCSC] 1:00 p.m.

## QUICK HITS CONTINUED...

- Mark Payton leads the Big 12 in on-base percentage (.474) and walks (40), is third in triples (5) and ranks eighth in batting average (.335). Payton has reached base safely in 85 consecutive games dating back to last season, which is the longest streak nationally and the second longest in Big 12 history (93 - Nick Martini, K-State, 2009-11).
- Payton was named to the 50-man midseason watch list for the Golden Spikes Award, which is presented annually to the top amateur baseball player in the country.
- The Longhorns are 9-2 in one-run games this season.
- In addition to Payton leading the league in walks, Brooks Marlow ranks second with 35 and Kacy Clemens is tied for third with 33.
- Zane Gurwitz (30-91, .330), Tres Barrera (32-98 .327) and Ben Johnson (30-95, .316) have been the offensive leaders over the last 25 games.
- Head coach Augie Garrido surpassed Gordon Gillespie for the most wins (1,894) by any college baseball coach at any level with the 5-1 win over Texas State on March 25. He now has 1,907 victories.
- Texas' 44 hits in the Texas Tech series were the most in a three-game series since March 16-18, 2012, when the Longhorns had 45 at Oklahoma.
- Texas swept Oklahoma with great offensive balance. Eight of nine starters had at least one hit Friday, while all nine had at least one on Saturday and Sunday. Texas scored 25 runs and hit .310 as a team in the series. Every Longhorn starter scored at least two runs and six had three or more RBI.
- The Longhorns are 17-2 when scoring in the first inning this season. The two losses came on March 29 at Texas Tech and April 19 vs. TCU.
- The Longhorns are second in the Big 12 with seven shutouts, trailing only TCU which has 12. Texas also ranks t-9th nationally.
- Texas is No. 7 in the country in Iterative Strength Rating, according to college baseball site *Boyd'sWorld.com* (see more - page 3). The Longhorns have played the 16th most difficult schedule according to *Boyd'sWorld*.
- The Texas bullpen had a streak of 30 consecutive scoreless innings snapped when it surrendered five runs in the ninth inning against Kansas on March 16. On the year, the bullpen has a 1.58 ERA, while the starters have a 2.47 ERA.
- Texas is 36-5 when scoring two runs or more.
- Texas has stolen 51 bases on 59 attempts this season, with Ben Johnson (16-16), Mark Payton (12-13) and Collin Shaw (9-13) leading the way. The Longhorns have been excellent against the run, with opponents stealing just 20 bases on 30 attempts. That's the lowest number in the Big 12, with TCU ranking second (27-39).
- Texas leads the nation with 71 sacrifice bunts.
- Three pitchers with a combined 40 starts from last year return in 2014: Dillon Peters (14), Parker French (13) and Nathan Thornhill (13). The Longhorns return seven total pitchers from the 2013 staff which ranked seventh nationally in ERA (2.61).
- The 2013 UT recruiting class was ranked second nationally by *Baseball America*. Five players ranked in the *Baseball America* 500: right-handed pitcher Lukas Schiraldi (No. 162), third baseman Andy McGuire (No. 198), catcher Tres Barrera (No. 200), infielder Bret Boswell (No. 221) and right-handed pitcher Blake Goins (No. 256). The class is comprised of 12 freshmen and one junior-college transfer in Schiraldi.
- Five of the 13 incoming players were selected in the 2013 MLB Draft but chose to report to campus rather than sign professional contracts. Goins was selected in the 12th round, left-handed pitcher Josh Sawyer was taken in the 32nd round, Schiraldi and infielder/right-handed pitcher Kacy Clemens were picked in the 35th round, and McGuire was taken in the 36th round.
- Seniors Mark Payton (OF) and Nathan Thornhill (RHP) return to The Forty Acres after being selected in the MLB draft in the 16th and 24th rounds, respectively.
- Payton led the 2013 squad in nearly every hitting category including: batting average (.393), hits (70), doubles (11), triples (8), RBIs (29), total bases (97), slugging percentage (.545), walks (28), on-base percentage (.483), and sac bunts (7).
- Twenty-two players were named to the Big 12 Commissioner's Honor Roll in the fall 2013 semester for earning a 3.0 grade-point-average or higher. Of Texas' incoming class of 13 student-athletes, 10 made the honor roll.

## Quick Facts

### UNIVERSITY AND ATHLETICS

School \_\_\_\_\_ University of Texas  
 City/Zip \_\_\_\_\_ Austin, TX 78713-7399  
 Founded \_\_\_\_\_ 1883  
 Enrollment \_\_\_\_\_ 52,076 (39,995 undergraduate)  
 Nickname \_\_\_\_\_ Longhorns  
 School Colors\_ Burnt Orange & White (Pantone 159)  
 Home Field/Capacity \_ UFCU Disch-Falk Field /6,649  
 Date Opened \_\_\_\_\_ February 17, 1975  
 Surface \_\_\_\_\_ FieldTurf  
 Dimensions \_\_\_\_\_ LF - 340, CF - 400, RF - 325,  
 \_\_\_\_\_ Alleys - 375  
 Affiliation \_\_\_\_\_ NCAA Division I  
 Conference \_\_\_\_\_ Big 12 Conference  
 President \_\_\_\_\_ William C. Powers, Jr.  
 Alma Mater/Year \_\_\_\_\_ California, 1967  
 Director of Athletics \_\_\_\_\_ Steve Patterson  
 Alma Mater/Year \_\_\_\_\_ Texas, 1980  
 Athletic Department Phone \_\_\_\_\_ (512) 471-6036  
 Ticket Office Phone \_\_\_\_\_ (512) 471-3333

### HISTORY

First Year of Baseball \_\_\_\_\_ 1895  
 All-Time Collegiate Record \_\_\_\_ 3,239-1,065-28 (.753)  
 All-Time Overall Record \_\_\_\_ 3,409-1,213-32 (.738)  
 Years in CWS/Last \_\_\_\_\_ 34/2011  
 Years in NCAA Regionals/Last \_\_\_\_\_ 53/2011

### COACHES & SUPPORT STAFF

Head Coach \_\_\_\_\_ Augie Garrido  
 Alma Mater/Year \_\_\_\_\_ Fresno State, 1961  
 Record at School/Years \_\_\_\_\_ 756-360-2 (.677)/18  
 Career Record/Years \_\_\_\_\_ 1,907-884-9 (.683)/46  
 Baseball Office Phone \_\_\_\_\_ (512) 471-5732  
 Baseball Office Fax \_\_\_\_\_ (512) 471-5516  
 Assistant Coach \_\_\_\_\_ Skip Johnson  
 Alma Mater/Year \_\_\_\_\_ UT Pan American, 1990  
 Assistant Coach \_\_\_\_\_ Tommy Nicholson  
 Alma Mater/Year \_\_\_\_\_ Texas, 2006  
 Volunteer Assistant Coach \_\_\_\_\_ Ryan Russ  
 Alma Mater/Year \_\_\_\_\_ Texas, 2011  
 Director of Baseball Operations \_\_\_\_\_ Drew Bishop  
 Baseball Academic Counselor \_\_\_\_\_ Dr. Randa Ryan  
 Baseball Administrative Associate \_\_\_\_\_ Heather Vacek  
 Baseball Athletic Trainer \_\_\_\_\_ Michael West  
 Baseball Strength Coaches \_ Lance Sewell, Ryan Ford  
 Baseball Equipment Manager \_\_\_\_\_ Vince Alcazar

### MEDIA INFORMATION

Radio Station \_\_\_\_\_ KVET (1300 AM/98.1 FM)  
 Contact/Play-By-Play \_\_\_\_\_ Craig Way  
 Address \_\_\_\_\_ 705 North Lamar, Austin, TX 78703  
 Phone \_\_\_\_\_ (512) 684-7434  
 Fax \_\_\_\_\_ (512) 473-2233  
 Web Site \_\_\_\_\_ www.TexasSports.com

**BULLPEN SECURING THE WIN** - When holding a lead after six innings, the Longhorns have a 26-1 record this year (lone loss came to TCU on April 19, when Texas surrendered a 1-0 lead). That's in large part due to a bullpen that has a collective 1.54 ERA, surrendering just 33 runs (26 earned) in 152.1 innings of work. The biggest contributors have been (relief numbers only listed): LHP Travis Duke (0.00 ERA, 17 IP), RHP Chad Hollingsworth (1.23 ERA, 29 1/3 IP), RHP John Curtiss (1.14 ERA, 23 2/3 IP), RHP Morgan Cooper (1.56 ERA, 34 2/3 IP) and LHP Ty Culbreth (1.54 ERA, 23 1/3 IP). Collectively, those five pitchers have a 1.28 ERA in 128 innings pitched.

**TRIO ON A TEAR** - Since March 11, Tres Barrera, Zane Gurwitz and Ben Johnson have been on a tear offensively. Barrera is 38-of-112 (.339) at the plate, including 24 RBI, 17 runs, nine doubles, two triples and two home runs (.509 slugging %). He has raised his batting average .149 points (.128 to .277) in that span. Gurwitz is 31-of-97 (.320) with a .392 slugging percentage and .362 on-base percentage. Johnson is 36-of-110 (.327) with four doubles, a triple and five home runs for a .518 slugging percentage, along with a .430 on-base percentage. Johnson has scored 25 runs in that span which leads the team.

**DOUBLE PLAY DUO** - Texas is second in the Big 12 and t-22nd nationally with 44 double plays. Second baseman Brooks Marlow and shortstop C.J. Hinojosa have played a large part, with Marlow involved in 37 of the double plays and Hinojosa 29. The pair was also effective last season, when Hinojosa helped turn 31 and Marlow 23. First baseman Kacy Clemens, meanwhile, has been in on 36 of the double plays this season and is fielding at a .989 clip. Marlow's fielding percentage is .992.

**SERIES HISTORY** - Texas and West Virginia's only meetings came last season in Austin. West Virginia went 2-1 against the Longhorns including a 6-3 win in 10 innings in the Sunday rubber match.

**QUALITY STARTS** - Texas starting pitchers have allowed just 76 earned runs in 260.2 innings this season (2.62 ERA). Combined, they have a 21-10 record and opponents are hitting just .234.

Player	ERA	W-L	Starts	IP	H	R	ER	BB	Ks	b/avg
John Curtiss	0.00	0-0	1	2.0	1	0	0	1	2	.167
Nathan Thornhill	1.95	4-2	9	60.0	36	13	13	18	36	.176
Parker French	2.11	5-3	11	68.1	59	29	16	25	47	.238
Dillon Peters	2.50	5-3	11	68.1	68	24	19	18	42	.267
Lukas Schiraldi	4.05	6-2	10	53.1	46	25	24	28	30	.238
Blake Goins	4.15	1-0	4	8.2	10	4	4	6	6	.286
<b>Totals</b>	<b>2.62</b>	<b>21-10</b>	<b>46</b>	<b>260.2</b>	<b>220</b>	<b>95</b>	<b>76</b>	<b>96</b>	<b>163</b>	<b>.234</b>

**STARTING ROTATION** - Texas' weekend rotation has a cumulative 2.14 ERA, the eighth-best mark nationally. The triumvirate of Parker French, Dillon Peters and Nathan Thornhill are one of just seven weekend rotations in the country with an ERA under 2.20.

Rk.	Team	Cum. ERA	Weekend Starters (Minimum: 7 starts per pitcher)
1	FIU	1.34	Mike Franco (0.95), Cody Crouse (1.35), Chris Mourelle (1.82)
2	UAB	1.72	Chase Mallard (1.11), Alex Luna (1.71), Johnny Lieske (2.55)
3	TCU	1.74	Brandon Finnegan (1.50), Preston Morrison (1.42), Tyler Alexander (2.52)
4	Oregon St.	1.78	Ben Wetzler (0.73), Andrew Moore (2.87), Jace Fry (1.76)
5	UC Irvine	1.92	Andrew Morales (0.78), Elliot Surrey (2.05), Evan Brock (3.15)
6	Wichita St.	2.07	A.J. Ladwig (1.16), Cale Elam (2.23), Sam Tewes (2.82)
7	Navy	2.08	Anthony Parenti (0.93), Stephen Moore (2.39), Luke Gillingham (3.14)
8	<b>Texas</b>	<b>2.14</b>	<b>Parker French (2.08), Dillon Peters (2.50), Nathan Thornhill (1.85)</b>
9	B-Cookman	2.20	Montana Durapau (1.30), Keith Zuniga (2.36), Gabriel Hernandez (3.35)
10	FGCU	2.21	Mike Murray (1.18), Nick Deckert (3.20), Jack English (2.26)



## Records at UFCU Disch-Falk Field

Season	Record	Pct.
1975	38-4	.905
1976	29-12	.707
1977	46-4	.920
1978	30-10	.750
1979	43-4	.915
1980	41-9	.820
1981	53-5-1	.907
1982	45-2	.957
1983	52-12	.812
1984	47-7	.870
1985	50-5	.909
1986	43-10	.811
1987	50-5	.909
1988	43-7	.860
1989	41-9	.820
1990	40-12	.769
1991	40-11	.784
1992	31-7	.816
1993	46-8	.852
1994	39-15	.722
1995	35-3	.921
1996	29-16	.644
1997	22-16	.579
1998	17-13-1	.565
1999	22-10	.688
2000	30-9	.769
2001	25-10	.714
2002	34-6	.850
2003	31-8	.795
2004	34-5	.872
2005	36-5	.878
2006	25-6	.806
2007	25-6	.806
2008	19-12	.613
2009	32-7-1	.813
2010	35-6	.854
2011	36-9	.800
2012	20-7	.741
2013	22-10	.688
2014	21-10	.677

**Totals** **1,397-332-3** **.808**

**TOUGH SCHEDULE** - Texas has faced the 16th most difficult schedule in the nation according to BoydsWorld.com, and ranks seventh in their Iterative Strength Rating. The Longhorns have played a series against Texas Tech, which is 13th in the rating, TCU which is 15th, Oklahoma State which is 27th and Stanford which is 37th, Kansas which is 50th, along with an individual game against Houston (#16), Dallas Baptist (#38), Sam Houston State (#40) and three games against Rice (#17).

**NON-CONFERENCE SUCCESS** - Since 2009, Texas is 139-48 in non-conference play, a .743 winning percentage. The Longhorns were 20-6 against non-conference foes last year and are 23-5 this season.

**WEEKLY HONORS** - Four Longhorns have earned Big 12 weekly honors this season.

- Mark Payton was named Player of the Week on Feb. 17 after going 9-for-17 (.529) in a four-game series at Cal. The senior had a double, triple and home run on the weekend to go along with four RBI and three runs. Payton went 4-for-5 with runners on base.
- Dillon Peters was named Pitcher of the Week on March 3. Peters pitched eight shutout innings against then No. 12/15 Rice on Feb. 28, leading Texas to a 2-0 victory. The junior struck out six, allowed just four hits and didn't issue a walk.
- Tres Barrera was named Big 12 Newcomer of the Week on March 31. The freshman went 8-for-19 (.421) with a .737 slugging percentage on the week with three doubles, seven RBI and his first career home run.
- Nathan Thornhill earned Big 12 Pitcher of the Week honors on April 14 after he tossed a complete game in an 8-1 win over Oklahoma. The senior struck out a season-high six and allowing just one run on five hits. Thornhill worked five 1-2-3 innings and allowed just one runner past second base in the game.

**PITCHING ON PAR** - The Texas pitching staff has been excellent this season, staying up to par for recent years. Through the season's first 46 games the Longhorns have a 2.22 team ERA, having surrendered just 102 earned runs in 413 innings of work. That is the best start by a Texas pitching staff since 2011. It is also Texas' best record in the first 45 games since starting 35-11 in 2011.

Year	W-L	ERA	IP	H	R	ER	BB	SO
2014	33-13	2.22	413.0	329	128	102	148	274
2013	25-21	2.42	406.0	337	144	109	122	292
2012	28-18	3.21	417.1	363	192	149	141	353
2011	35-11	2.16	421.2	289	126	101	139	402
2010	39-7	2.13	419.0	318	118	99	125	408
2009	34-11-1	2.49	408.0	344	147	113	111	364

**COMEBACK WINS** - The Longhorns have several comeback wins this season.

- The Longhorns trailed UTPA on April 22 until Ben Johnson tied it up, 4-4, with a solo home run in the sixth inning. Mark Payton had the go-ahead RBI single in the 8th.
- Trailing 8-6 entering the seventh inning against Oklahoma on April 11, Texas rallied to win the game 10-8 in extra innings. C.J. Hinojosa had a solo homer in the 10th.
- On April 4 against Baylor, Texas overcame a 4-2 deficit with two outs in the ninth inning with a bases loaded, three-run double by Payton to win the game.
- Texas' 2-1, comeback win over UTPA on Feb. 25 was its first since the 2012 season when trailing after eight innings.
- The Horns were 0-20 last year when trailing after eight.
- All three of the Longhorns' wins against Hawai'i were come from behind victories.
- Texas is 11-9 this season when the opponent scores first.

**GOING EXTRAS** - Texas is 3-0 in extra inning games this year (2-1 win over UTPA in 11 innings on Feb. 25; a 5-2 win over Texas Tech in 12 innings on March 31; and a 10-8, 10-inning victory over Oklahoma on April 11). The Longhorns were 1-2 in extras in 2013.

**CURTISS COMES BACK** - Redshirt sophomore John Curtiss made his return to the mound for Texas on Feb. 25 vs. UTPA, starting and logging two innings with two strikeouts. Curtiss, whose last appearance prior to that was on May 24, 2012 in the Big 12 Tournament, made his come-back from Tommy John and thoracic outlet syndrome surgeries. So far this season, Curtiss has logged 25 2/3 innings, allowing three earned runs (1.05 ERA) while striking out 18. He's taken over the closer role and has seven

## Stat Comparison

## Texas

## West Virginia

## Offense

.257	Batting Average	.290
.341	Slugging %	.386
.358	On Base %	.360
62	Doubles	66
13	Triples	6
12	Home Runs	19
209	Runs	214
209	Walks	126
31	HBP	36
51-59	SB-Att.	63-86

## Pitching/Defense

2.22	ERA	3.38
413.0	Innings Pitched	356.1
1	Complete Games	4
7	Shutouts	1
13	Saves	9
148	Walks	127
274	Strikeouts	260
.222	Opponent B/Avg.	.250
.978	Fielding %	.977
40	Errors	35
44	Double Plays	34

saves in eight opportunities.

**MODEL OF CONSISTENCY** - Senior center fielder Mark Payton is back for his senior season after starting 167 games in his first three years at UT. Payton led the Big 12 and ranked 12th nationally with a .393 batting average last year, the highest mark by a Longhorn since Dustin Majewski hit .401 in 2002. He's one of just two Longhorns to hit .390 or better in a season in the last 25 years (also Majewski). Payton became the first Longhorn to win the Big 12 batting title since Seth Johnston in 2005 (.378).

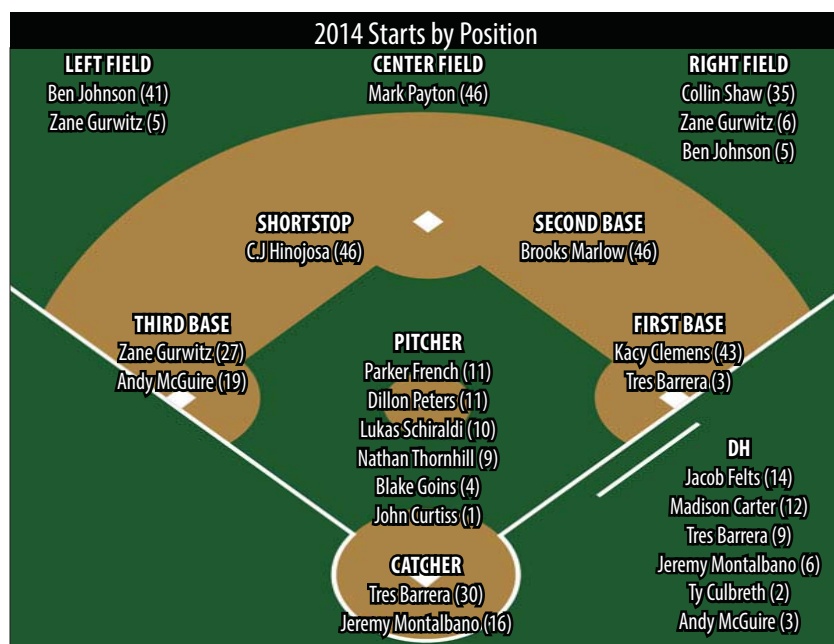
• Payton has been a model of consistency for UT, having reached base in 143 of 148 games over the last two-plus years (46-46 in 2014, 47-50 in 2013, 50-52 in 2012). Dating back to last year, he is on an 85-game streak of having reached base safely which leads the nation. Last year he led the team with 20 multiple hit games and has achieved that feat 16 times this year.

• On the season, Payton is batting .335 (55-164) and has a .944 OPS (.470 slugging + .474 on-base).

• Payton is now alone in second in school and Big 12 history with 19 career triples. He needs just one more to match Bill Bates' (1983-85) school record and Jeff Liese (2000-03) of Nebraska's Big 12 record.

**PAYTON NAMED SENIOR CLASS AWARD FINALIST** - Mark Payton was named one of 10 finalists for the Senior CLASS Award on April 30. The award is presented annually to a NCAA Division I senior who has notable achievements in four areas of excellence – community, classroom, character and competition. An acronym for Celebrating Loyalty and Achievement for Staying in School®, the Senior CLASS Award focuses on the total student-athlete and encourages students to use their platform in athletics to make a positive impact as leaders in their communities. Payton's Senior CLASS bio can be viewed here: [http://www.seniorclassaward.com/athletes/mark\\_payton/](http://www.seniorclassaward.com/athletes/mark_payton/). The 30 candidates will be narrowed to 10 finalists midway through the regular season, and those 10 names will be placed on the official ballot. The Senior CLASS Award winner will be announced during the 2014 College World Series® in June.

**TWO-OUT PRODUCTION** - Payton has been at the top of his game when coming to bat with two outs. The senior is 17-for-56 with 13 RBI on the season and has started several key two-out rallies: against Baylor on 4/4, he delivered a two-out bases loaded double in the bottom of the ninth, giving the Longhorns a 5-4 walk-off victory; his two-out single in the fifth inning of game three at Cal led to a two-run inning in a game that UT won 6-2; his two-out single in the fifth inning against TAMU-CC on 2/18 led to a five-run inning; against Stanford on 2/21, he had a two-run triple with two outs that started a five-run inning; on 2/22 vs. Stanford, with the game tied 2-2 in the seventh inning, Payton worked an eight-pitch at bat and hit a run-scoring single to give Texas the lead; on 3/8 vs. Hawai'i, down 2-0 in the fifth he hit a two-run triple to



tie the game. The Longhorns went on to win, 3-2; on 3/16 against Kansas he hit an RBI double to tie the game at one apiece.

- C.J Hinojosa (17-for-57), Ben Johnson (15-47) and Madison Carter (6-for-16) have also provided key two-out hits.

- Of Texas' 209 runs this season, 88 have come with two outs.

**WALKING OFF** - Texas has three walk-off wins this season.

- Senior Mark Payton had a walk-off three-run double down the left field line with two outs in the bottom of the ninth against Baylor on April 4, giving the Horns a 5-4 win.

- Senior Jacob Felts' single to center in the bottom of the 11th inning vs. UTPA on Feb. 25 scored Alex Silver to give Texas a 2-1 win.

- Against Stanford on Feb. 22, Collin Shaw scored from third base on a wild pitch in the bottom of the ninth to lift Texas to a 4-3 win.

Prior to that, Texas' last win on a walk-off hit was March 16, 2013, on a double by Felts vs. Texas Tech. Felts also had a game-winning hit vs. Hawai'i on March 7, breaking a 2-2 tie with a run-scoring single in the eighth inning.

**A LOOK AT THE STAFF** - Head coach Augie Garrido enters his 18th season at Texas and 46th overall with a career record of 1,907-884-9. He is assisted by Skip Johnson (eighth season at Texas), Tommy Nicholson (fourth season at Texas) and Ryan Russ (third season at Texas). Johnson has led UT to top-10 national finishes in ERA in five of his seven seasons on the Forty Acres. Nicholson, a volunteer assistant in 2009 and 2010, returned to the staff as an assistant coach prior to last season. He coaches the infielders and hitters and helped the Longhorns lead the Big 12 in fielding percentage last season. Russ, in his third season as volunteer assistant, coaches the outfielders and helps coach the hitters.

**ACADEMIC SUCCESS** - The Texas baseball team has a long history of academic success.

- Since 2006, over 30 Texas Baseball student-athletes have returned to campus to earn their degrees.

- The program has posted a perfect score of 1,000 Academic Progress Rate (APR) from 2007-11 and has received APR Public Recognition Awards four times for having multiyear Academic Progress Rates in the top 10 percent in their sport (2008-09, 2009-10, 2010-11, 2011-12).

- The team earned the College World Series Award for the team with the highest GPA in 2009 and 2011.

- The team has had six consecutive semesters of a GPA of 3.0 or better and currently holds a 3.2 GPA. Over 70% of students on the team holds a cumulative GPA of 3.0 or better.

**HONORING JAMES STREET** - Texas will honor the late James Street, who passed away in September of 2013, throughout the season by wearing a "JS" decal on their hats and helmets. A two-sport star, Street helped lead UT to three consecutive College World Series appearances and posted a career record of 29-8. Street ranks sixth in UT history with 21 complete games and ninth with a career 1.86 ERA and 302 strikeouts. He threw a perfect game in 1970 (vs. Texas Tech) and a no-hitter in 1969 (vs. SMU). Street was a two-time second-team All-America selection and a three-time All-SWC choice. On the football field, Street was a perfect 20-0 as a starting quarterback from 1968-69 and helped lead UT to the 1969 National Championship. The Longhorns posted a perfect 11-0 record (7-0 in the Southwest Conference) and capped off their second national title with a 21-17 victory against No. 9 Notre Dame in the 1970 Cotton Bowl. Street earned consensus All-SWC honors that season.

**TOP PROSPECTS** - Texas had eight total players appear in *Baseball America's* preseason Top 50 prospects rankings for each class.

Freshmen: Andy McGuire No. 13, Tres Barrera No. 33, Blake Goins No. 50.

Sophomore: C.J Hinojosa No. 31.

Juniors: Dillon Peters No. 30, Parker French No. 46.

Seniors: Mark Payton No. 6, Nathan Thornhill No. 17.

NCAA Team Rankings (as of 4/28)

Statistic	Natl.	Conf.	Value
Walks	16	3	201
Batting Avg.	202	8	.258
Double Plays	22	2	43
Doubles	175	6	60
ERA	6	1	2.21
Fielding %	15	2	.978
Hit by Pitch	240	9	31
Hits	156	8	373
Hits Allowed/9 inn.	8	1	7.15
Home Runs	169	7	12
On-Base %	134	8	.357
Runs	164	7	203
Sac Bunts	1	1	67
Sac Flies	118	5	17
Scoring	201	8	4.5
Shutouts	9	2	7
Slugging %	194	8	.342
Stolen Bases	114	5	46
Strikeout/Walk Ratio	142	7	1.81
Strikeouts/9 inn.	220	8	5.8
Triples	46	4	13
WHIP	18	2	1.15
W-L %	23	2	.711
Walks Allowed/9 inn.	90	6	3.23

NCAA Individual Rankings (as of 4/28)

Statistic	Player	Natl.	Conf.	Value
Walks	Payton	5	1	38
	Marlow	14	2	34
	Clemens	21	3	33
Batting Avg.	Payton	203	7	.342
ERA	Thornhill	74	4	1.85
	French	102	6	2.08
	Peters	188	12	2.50
Hits	Payton	158	8	55
Hits Allowed/9 inn.	Thornhill	25	1	5.82
On-Base %	Payton	34	1	.475
Runs	Johnson	207	11	33
Sac Bunts	Hinojosa	14	1	12
	Marlow	147	11	7
	Johnson	147	11	7
Sac Flies	Johnson	47	3	5
	Hinojosa	118	7	4
Saves	Curtiss	85	5	6
Stolen Bases	Johnson	133	5	13
Total Bases	Payton	221	11	77
Triples	Payton	15	3	5
	Johnson	103	6	3
Victories	Thornhill	81	2	6
	Schiraldi	161	6	5
	Peters	161	6	5
	French	161	6	5
WHIP	Thornhill	71	5	1.00

TEXAS SERIES-BY-SERIES BREAKDOWN

Hitting															
Opponent	W-L	Avg.	AB	R	H	2B	3B	HR	RBI	SLG%	BB	SO	OB%	SB-SA	
California	2-2	.240	129	12	31	2	1	2	11	.318	12	19	.310	1-1	
TAMU-CC	1-0	.333	33	10	11	1	1	0	5	.424	1	5	.395	2-4	
Stanford	2-1	.277	94	18	26	4	3	0	15	.383	20	10	.397	2-3	
UTPA	1-0	.129	31	2	4	0	0	0	2	.129	8	4	.217	0-1	
Houston C.C.	3-0	.233	86	8	20	4	0	0	7	.279	10	18	.323	2-2	
Valparaiso	1-0	.273	33	7	9	1	0	0	7	.303	4	3	.351	2-2	
Hawai'i	3-1	.226	115	11	26	1	2	0	10	.270	17	18	.326	5-5	
Texas State	1-0	.265	34	6	9	0	2	1	5	.471	1	8	.297	1-2	
Kansas	1-2	.185	92	5	17	5	0	0	4	.239	4	14	.219	1-2	
Dallas Baptist	1-0	.333	30	5	10	2	1	0	5	.467	5	6	.459	1-1	
Columbia	3-0	.333	96	24	32	7	1	0	20	.427	16	11	.436	3-3	
Texas State	1-0	.333	30	5	10	2	0	1	5	.500	5	5	.417	0-0	
Texas Tech	2-1	.328	130	20	44	8	0	3	19	.469	15	23	.427	6-7	
Rice	1-0	.286	35	5	10	1	0	0	4	.314	8	7	.400	1-1	
Baylor	3-0	.272	92	15	25	8	0	0	14	.359	13	10	.361	3-4	
Rice	0-1	.040	25	2	1	0	0	0	1	.040	7	7	.294	1-1	
Oklahoma	3-0	.310	116	25	36	9	1	2	22	.457	15	18	.407	3-3	
UTA	1-0	.276	29	10	8	1	1	1	9	.483	8	4	.432	3-3	
TCU	0-3	.181	94	1	17	1	0	0	1	.191	6	28	.245	1-1	
UTPA	1-0	.281	32	5	9	1	0	1	4	.406	8	5	.425	2-2	
Oklahoma St.	1-2	.196	92	7	18	2	0	1	7	.250	18	7	.339	6-6	
PV A&M	1-0	.222	27	6	6	2	0	0	6	.296	8	0	.400	5-5	
West Virginia															
Texas State															
Kansas State															
Totals:	33-13	.257	1473	209	379	62	13	12	184	.341	209	230	.358	51-59	
Pitching															
Opponent	W-L	ERA	IP	H	R	ER	BB	SO	2B	3B	HR	B/Avg.	WP	HP	
California	2-2	1.06	34.0	27	11	4	13	16	4	0	0	.223	1	2	
TAMU-CC	1-0	0.00	8.0	7	0	0	4	6	1	0	0	.233	2	1	
Stanford	2-1	5.88	26.0	30	17	17	12	20	6	1	1	.297	1	3	
UTPA	1-0	0.82	11.0	10	1	1	5	6	2	0	0	.263	0	0	
Houston C.C.	3-0	0.67	27.0	23	4	2	6	23	2	1	0	.225	1	0	
Valparaiso	1-0	1.00	9.0	4	1	1	6	7	0	0	0	.129	2	0	
Hawai'i	3-1	2.12	34.0	19	11	8	10	19	1	0	0	.171	2	2	
Texas State	1-0	3.00	9.0	7	3	3	3	10	0	0	0	.200	1	0	
Kansas	1-2	3.00	27.0	22	10	9	10	16	2	0	0	.232	2	4	
Dallas Baptist	1-0	0.00	9.0	2	0	0	3	4	0	0	0	.077	0	2	
Columbia	3-0	0.67	27.0	23	4	2	10	13	6	0	0	.237	1	0	
Texas State	1-0	1.00	9.0	2	1	1	3	8	0	0	0	.071	0	0	
Texas Tech	2-1	2.79	29.0	26	11	9	11	13	3	0	0	.236	5	4	
Rice	1-0	2.00	9.0	7	2	2	3	3	0	0	0	.219	3	0	
Baylor	3-0	2.00	27.0	19	7	6	9	22	4	1	0	.207	2	2	
Rice	0-1	7.00	9.0	13	7	7	5	4	1	0	0	.351	2	1	
Oklahoma	3-0	1.93	28.0	22	11	6	8	16	6	0	0	.218	1	0	
UTA	1-0	2.00	9.0	6	2	2	3	4	1	0	0	.176	0	1	
TCU	0-3	2.33	27.0	22	8	7	8	21	5	1	0	.227	1	3	
UTPA	1-0	3.00	9.0	10	4	3	4	9	1	0	0	.313	0	0	
Oklahoma St.	1-2	3.00	27.0	20	10	9	9	22	1	0	2	.213	3	2	
PV A&M	1-0	3.00	9.0	8	3	3	3	12	1	1	0	.229	0	0	
West Virginia															
Texas State															
Kansas State															
Totals:	33-13	2.22	413.0	329	128	102	148	274	47	5	3	.222	30	27	

## THIS WEEK'S NATIONAL RANKINGS

## BASEBALL AMERICA (as of 4/28)

1. Virginia	37-8	1
2. Oregon State	31-8	5
3. Louisiana-Lafayette	39-6	3
4. Cal. Poly	36-7	2
5. Florida	30-15	6
6. Florida State	33-11	4
7. Washington	29-10	7
8. LSU	33-11	9
9. South Carolina	34-11	11
10. Miami (Fla.)	32-13	15
11. Mississippi	33-12	16
12. Alabama	29-15	8
13. Louisville	33-11	13
14. Rice	31-15	12
15. Indiana	28-12	18

16. Houston	31-12	14
17. TCU	30-13	23
18. Oklahoma State	31-13	21
19. Texas	32-13	10
20. Vanderbilt	33-12	25
21. Texas Tech	35-12	NR
22. Liberty	35-10	NR
23. Central Florida	28-16	NR
24. Mercer	34-11	NR
25. Kentucky	27-17	17

## COLLEGIATE BASEBALL NEWSPAPER (as of 4/28)

Team	W-L	Pvs
1. Virginia	37-8	2
2. Oregon State	31-8	4
3. Cal. Poly	36-7	1
4. Miami (Fla.)	32-13	11
5. Florida State	33-11	6
6. Louisiana-Lafayette	39-6	3
7. Washington	29-10-1	5
8. Florida	30-15	9
9. LSU	33-11-1	10
10. Mississippi	33-12	12
11. Indiana	28-12	13
12. Oklahoma State	31-13	14
13. Texas Christian	30-13	15
14. South Carolina	34-11	18
15. Oregon	31-13	7

16. Alabama	29-15	8
17. Pepperdine	30-9	17
18. Central Florida	28-16	22
19. Louisville	33-11	23
20. UC Irvine	28-14	28
21. Texas Tech	35-13	NR
22. Texas	32-13	16
23. Rice	31-15	19
24. USC	24-17	NR
25. Vanderbilt	33-12	26
26. Arizona State	23-17	NR
27. UNLV	28-15	NR
28. Mississippi State	28-17	20
29. Seton Hall	31-9	29
30. Liberty	35-10	30

## PERFECT GAME USA (as of 4/28)

Team	W-L	Pvs
1. Virginia	37-8	1
2. Louisiana-Lafayette	39-6	2
3. Oregon State	31-8	5
4. Florida	30-15	9
5. LSU	33-11	6
6. Florida State	33-11	4
7. Washington	29-10	7
8. South Carolina	34-11	10
9. Cal. Poly	36-7	3
10. Louisville	33-11	12
11. Mississippi	33-12	15
12. Miami (Fla.)	32-13	16
13. Houston	31-12	13
14. Alabama	29-15	8
15. Indiana	28-12	24

16. Rice	31-15	17
17. Oklahoma State	31-13	21
18. Texas	32-13	11
19. UC Santa Barbara	26-11	19
20. Vanderbilt	33-12	22
21. Oregon	31-13	14
22. TCU	30-13	NR
23. Texas Tech	35-13	NR
24. Liberty	35-10	NR
25. Pepperdine	30-9	25

## NCBWA (as of 4/28)

Team	W-L	Pvs
1. Virginia	37-8	1
2. Oregon State	31-8	4
3. Louisiana-Lafayette	39-6	3
4. Cal. Poly	36-7	2
5. LSU	33-11-1	6
6. Florida State	33-11	5
7. South Carolina	34-11	8
8. Louisville	33-11	13
9. Oklahoma State	31-13	9
10. Oregon	31-13	7
11. Vanderbilt	33-12	15
12. Texas	32-13	10
13. Washington	29-10-1	11
14. Florida	30-15	14
15. Mississippi	33-12	18

16. Houston	31-12	12
17. Miami (Fla.)	32-13	19
18. Rice	31-15	16
19. Indiana	28-12	24
20. Alabama	29-15	17
21. Texas Tech	35-13	23
22. TCU	30-13	28
23. Mississippi State	28-17	21
24. UC Santa Barbara	26-11	25
25. Pepperdine	30-9	26
26. Clemson	25-19	20
27. Kentucky	27-17	22
28. Cal. State Fullerton	21-17	29
29. Liberty	35-10	NR
30. Central Florida	28-16	NR

## USA TODAY/ESPN (as of 4/28)

Team	W-L	Pvs
1. Virginia	37-8	1
2. Louisiana-Lafayette	39-6	2
3. Oregon State	31-8	4
4. Florida State	33-11	5
5. Cal. Poly	36-7	3
6. LSU	33-11-1	6
7. South Carolina	34-11	8
8. Louisville	33-11	17
9. Vanderbilt	33-12	14
10. Oklahoma State	31-13	15
11. Texas	32-13	10
12. Florida	30-15	12
13. Washington	29-10-1	9
14. Oregon	31-13	7
15. Miami (Fla.)	32-13	19

16. Mississippi	33-12	13
17. Rice	31-15	11
18. Houston	31-12	16
19. Texas Tech	35-13	21
20. Alabama	29-15	18
21. TCU	30-13	NR
22. Indiana	28-12	24
23. Pepperdine	30-9	25
24. Mississippi State	28-17	22
25. Liberty	35-10	NR

## TEXAS IN THE 2014 RANKINGS

	PG	CB	BA	BW	CP
Preseason	25	20	18	25	22
Feb. 17	-	25	18	-	22
Feb. 24	-	24	15	27	22
March 3	19	17	10	20	18
March 10	16	14	10	16	15
March 17	22	19	15	19	20
March 24	22	15	12	16	14
March 31	12	9	8	11	11
April 7	8	7	7	9	9
April 14	6	4	6	7	8
April 21	11	16	10	10	10
April 28	18	22	19	12	11
May 5	-	-	-	-	-
May 12	-	-	-	-	-
May 19	-	-	-	-	-
May 26	-	-	-	-	-

PG: Perfect Game USA; CB: Collegiate Baseball Newspaper; BA: Baseball America; BW: National Collegiate Baseball Writer's Association; CP: USA Today/ESPN Coaches Poll

## TEXAS' OPPONENTS IN 2014 (as of 4/30)

Opponent (Conference)	
Cal (Pac-12)	19-21
Texas A&M Corpus Christi (Southland)	25-20
Stanford (Pac-12)	19-19
UT-Pan American (WAC)	19-27
Rice (C-USA)	31-15
Houston (American Athletic)	33-12
Sam Houston State (Southland)	31-14
Valparaiso (Horizon)	15-23
Hawai'i (Big West)	15-25
Texas State (Sun Belt)	24-21
Dallas Baptist (Missouri Valley)	29-15
Columbia (Ivy League)	24-17
UT-Arlington (Sun Belt)	21-24
Prairie View A&M (SWAC)	18-25
<b>Non-Conference</b>	<b>323-278-0 (.537)</b>

Kansas	27-20
Texas Tech	36-13
Baylor	19-26
Oklahoma	25-21
TCU	31-13
Oklahoma State	31-13
West Virginia	24-16
Kansas State	23-22
<b>Big 12 Conference</b>	<b>216-144-0 (.600)</b>

**Overall** ..... **539-422-0 (.561)**



## Head Coach Augie Garrido



Seven trips to the College World Series (CWS). National Championships in both 2002 and 2005. Second-place finishes in 2004 and 2009. Seven Big 12 Conference Championships (2002, 2004, 2006, 2007, 2009, 2010, and 2011) and four league tournament crowns (2002, 2003, 2008 and 2009). These are the results and why head coach Augie Garrido was hired to guide the Texas baseball program in 1996.

During his first 17 years on the Forty Acres, Garrido became the all-time winningest coach in NCAA Division I baseball history by capturing his 1,428th career win on June 9, 2003, (a 6-5 Texas victory over then No. 1 Florida State during NCAA Super Regional action in Tallahassee, Fla.). He brought Texas back to the CWS for the first time since 1993 during the 2000 campaign, and returned the Horns to the pinnacle of collegiate baseball in 2002 by leading UT to a 57-15 record that produced the school's first-ever Big 12 regular-season and tournament championships as well as its first national title since 1983. He duplicated the feat in 2005, guiding the Longhorns to their sixth National Championship - the second-most for one school in NCAA history. Texas' rise under Garrido has been the culmination of inking 16 straight top 15 recruiting classes and producing teams that have stood tall against perennial powers such as LSU, Miami (Fla.), Stanford and USC. Now, in his 18th year in Austin, Garrido, who was selected as both the 2002 and 2005 National Coach of the Year, looks to keep the program in contention for college baseball's ultimate prize each and every season.

Garrido is the second coach in Division I baseball history to tally 1,700 or more career victories. He is one of only two Division I coaches to ever win 500 or more games at two different schools and the only coach to ever win 600 or more games at two different schools.

He is also the first coach to lead teams from two different schools to national crowns (Cal State Fullerton & Texas), guide squads to National Championships in four different decades, and is one of only three coaches in history to win five or more NCAA titles (1979, 1984, 1995, 2002, 2005). Garrido has earned 14 trips to the CWS and 31 NCAA Regional Championship appearances, including 13 at Texas, while garnering National Coach of the Year honors six times (1975, 1979, 1984, 1995, 2002, 2005), regional coach of the year accolades on seven occasions (1975, 1979, 1984, 1995, 2002, 2004, 2005) and conference coach of the year distinctions eight times (1987, 1995, 2002, 2004, 2006, 2007, 2010, 2011) after leading his clubs to 25 league crowns.

The Vallejo, Calif., native is just the 13th coach in UT's 120-year baseball history, and, with the exception of the war years of 1943-45 when Blair Cherry was at the helm, is only the fourth Texas head coach since 1911.

As a result of his unique coaching style, Garrido has been ranked as one of the top three baseball teachers in the nation by Major League Baseball Directors of Player Development. To deserve that distinction, Garrido has coached three Golden Spikes Award winners, four National Players of the Year, six College World Series MVPs, 52 All-Americans, 14 All-League MVPs and 119 professional players over his career. He has also had 16 of his players selected in the first round of the Major League Baseball Draft, including Longhorns Beau Hale (No. 14) in 2000, Omar Quintanilla (No. 33) in 2003, both J.P. Howell (No. 31) and 2005 American League Rookie of the Year Huston Street (No. 40) in 2004, the duo of Drew Stubbs (No. 8) and Kyle McCulloch (No. 29) in 2006, Chance Ruffin (No. 48) in 2010, '10-'11 Big 12 Male Athlete of the Year Taylor Jungmann (No. 12) and Corey Knebel (No. 39) in 2013. In addition, during his 17 years at UT, Garrido has tutored the skills of 26 players who have earned All-America honors a total of 33 times, 23 Freshman All-Americans, including a school-record four in 2006, 149 All-Conference performers, 11 USA Baseball National Team members and 92 players who have gone on to play in professional baseball.

Garrido's name is also held in high regard when people speak of his accomplishments in the College World Series. He is currently tied for second with five National Championships (trailing only Rod Dedeaux's 10 at USC), ranks fourth and sixth, respectively, in victories (38) and winning percentage (.655; 38-20), as well as fifth in both series games (58) and appearances (14) among all-time coaches. He is also one of only eight men in history to coach two or more different teams in the CWS and is only the third Longhorns head coach (Bibb Falk & Cliff Gustafson) in the 120 years of Texas baseball to lead the Horns to Omaha. He was one of three coaches named to the College World Series Legends Team in 2010.

### Garrido's Year-by-Year Records

Year	School	Record	Pct.	Titles/Championships
1969	San Francisco State	25-14	.641	
1970	Cal Poly	16-33	.327	
1971	Cal Poly	39-11-1	.775	
1972	Cal Poly	31-18*	.633	
1973	Cal State Fullerton	19-33-1	.368	
1974	Cal State Fullerton	37-17	.685	CCAA
1975	Cal State Fullerton	36-16-1	.689	PCAA & Regional
1976	Cal State Fullerton	46-15	.762	PCAA
1977	Cal State Fullerton	44-14	.759	SCBA (Co-Champions)
1978	Cal State Fullerton	44-13	.772	SCBA
1979	Cal State Fullerton	60-14-1	.807	SCBA, Regional & NCAA
1980	Cal State Fullerton	49-18-1	.724	SCBA
1981	Cal State Fullerton	47-18	.723	SCBA
1982	Cal State Fullerton	51-23	.689	SCBA & Regional
1983	Cal State Fullerton	50-21-1	.701	SCBA (Co-Champions)
1984	Cal State Fullerton	66-20	.767	SCBA, Regional & NCAA
1985	Cal State Fullerton	36-32-1	.529	PCAA South
1986	Cal State Fullerton	36-21	.632	
1987	Cal State Fullerton	44-17	.721	PCAA
1988	Illinois	26-20	.565	
1989	Illinois	42-16	.724	Big Ten
1990	Illinois	43-21	.672	Big Ten
1991	Cal State Fullerton	34-22	.607	Big West (Co-Champions)
1992	Cal State Fullerton	46-17	.730	Regional
1993	Cal State Fullerton	35-19	.648	
1994	Cal State Fullerton	47-16	.746	Big West (Tri-Champions) & Regional
1995	Cal State Fullerton	57-9	.864	Big West, Regional & NCAA
1996	Cal State Fullerton	45-16	.738	
1997	Texas	29-22	.569	
1998	Texas	23-32-1	.420	
1999	Texas	36-26	.581	
2000	Texas	46-21	.687	Regional & Super Regional
2001	Texas	36-26	.581	
2002	Texas	57-15	.792	Big 12, Big 12 Tournament, Regional, Super Regional & NCAA
2003	Texas	50-20	.714	Big 12 Tournament, Regional & Super Regional
2004	Texas	58-15	.795	Big 12, Regional & Super Regional
2005	Texas	56-16	.778	Regional, Super Regional & NCAA
2006	Texas	41-21	.661	Big 12
2007	Texas	46-17	.730	Big 12
2008	Texas	39-22	.639	Big 12 Tournament
2009	Texas	50-16-1	.754	Big 12, Big 12 Tournament, Regional & Super Regional
2010	Texas	50-13	.794	Big 12 and Regional
2011	Texas	49-19	.721	Big 12, Regional and Super Regional
2012	Texas	30-22	.577	
2013	Texas	27-24	.529	
2014	Texas	33-13	.717	

#### CAREER TOTAL 1,907-884-9 .683 46 seasons

Texas:	756-360-2 (.677)	18 seasons
Cal State Fullerton:	929-391-6 (.703)	21 seasons
Illinois:	111-57 (.661)	3 seasons
Cal Poly:	86-62-1* (.581)	3 seasons
San Francisco State:	25-14 (.641)	1 season

\*Although scores listed in one source reflect a record of 30-19 for Cal Poly during the 1972 season, another source reports a 31-18 record, which is the standard used here.

## The Last Time It Happened

## Team

Won on a walk-off \_\_\_\_\_ April 4, 2014, 5-4 over Baylor  
 \_\_\_\_\_ (Mark Payton hit a two-out double scoring three runs)  
 Won 20 consecutive games \_\_\_\_\_ 2010 (21)  
 Won 30 consecutive games \_\_\_\_\_ 1982 (33)  
 Scored 20 runs (or more) in a game \_\_\_\_\_  
 \_\_\_\_\_ May 23, 2010, at Missouri (20-11)  
 Allowed 20 runs (or more) in a game \_\_\_\_\_  
 \_\_\_\_\_ Apr. 11, 2008, at Missouri (31)  
 Had 20 hits (or more) in a game \_\_\_\_\_  
 \_\_\_\_\_ May 30, 2009, vs. Boston College (20)  
 Had 25 hits (or more) in a game \_\_\_\_\_  
 \_\_\_\_\_ March 10, 1998, vs. Southern Illinois (25)  
 Allowed 20 hits (or more) in a game \_\_\_\_\_  
 \_\_\_\_\_ Apr. 11, 2008, at Missouri (31)  
 Hit five (or more) HR in a game \_\_\_\_\_ June 22, 2009, vs. LSU (5)  
 Was shutout in a game \_\_\_\_\_ Apr. 18, 2014, vs. TCU (L, 0-2)  
 Turned 4 double plays in a game \_\_\_\_\_ May 19, 2012, vs. Baylor (5)  
 Turned a triple play in a game \_\_\_\_\_ March 7, 1987, vs. Washington State (1)  
 Won 50 games in a season \_\_\_\_\_ 2010 (50-13)  
 Hit 60 home runs in a season \_\_\_\_\_ 2010 (81) (63 games)  
 Scored 600 runs in a season \_\_\_\_\_ 1989 (610) (72 games)  
 Had 700 hits in a season \_\_\_\_\_ 2005 (734) (72 games)  
 Had 35 triples in a season \_\_\_\_\_ 2003 (37) (70 games)  
 Had 150 doubles in a season \_\_\_\_\_ 2002 (164) (72 games)  
 Had a team average of .315 or better \_\_\_\_\_ 2007 (.316) (63 games)  
 Stole 100 bases in a season \_\_\_\_\_ 2005 (103) (72 games)

## Texas' Win Streaks

STREAK	YEAR	ENDED BY	SCORE
34 games*	1977	Rice	3-4 (14)
33 games	1982	Houston	3-4
28 games	1946-47	Baylor	2-6
23 games	1914	Missouri	0-2
22 games	1985	Arkansas	4-5
22 games	1924	Baylor	1-2
21 games	2010	Kansas State	1-2
20 games	1988	Oklahoma	8-11
20 games	1973	Baylor	2-3
20 games	1972	Texas Tech	4-5
19 games	1985	Arkansas	5-9
19 games	1947-48	Baylor	7-8
18 games	1979	Minnesota	4-11
18 games	1975	Texas A&M	8-9
17 games	1974	Rice	4-5
16 games	2005	Arizona	3-8
16 games	1989	Dallas Baptist	7-15
16 games	1983-84	Arizona State	0-4
16 games	1982	Miami	1-2
16 games	1979	Texas A&M	0-1

\*NCAA Record

## Player

Pitched a no-hitter \_\_\_\_\_ March 1, 2009,  
 \_\_\_\_\_ by Brandon Workman vs. Penn State (9-0)  
 Pitched a combined no-hitter \_\_\_\_\_ May 11, 2013  
 \_\_\_\_\_ Parker French, Travis Duke and Corey Knebel vs. Texas Southern  
 \_\_\_\_\_ 7 innings, Game 1 of doubleheader  
 Pitched a perfect game \_\_\_\_\_ Apr. 3, 1970,  
 \_\_\_\_\_ by James Street vs. Texas Tech (4-0)  
 Pitched a complete game shutout \_\_\_\_\_ June 4, 2010,  
 \_\_\_\_\_ by Brandon Workman vs. Rider (11-0)  
 Had 10 strikeouts in a game \_\_\_\_\_ May 19, 2011,  
 \_\_\_\_\_ by Taylor Jungmann (12) vs. Texas A&M  
 Had 15 strikeouts in a game \_\_\_\_\_ Mar. 12, 2010,  
 \_\_\_\_\_ by Taylor Jungmann (17) vs. Iowa  
 Had 19 strikeouts in a game \_\_\_\_\_ Mar. 18, 1988,  
 \_\_\_\_\_ by Eric Stone (19) vs. Southwestern Louisiana  
 Won 10 games in a season \_\_\_\_\_ 2011 by Taylor Jungmann (13-3)  
 Won 15 games in a season \_\_\_\_\_ 2004, by J.P. Howell (15-2)  
 Had 100 strikeouts in a season \_\_\_\_\_ 2011, Taylor Jungmann (126)  
 \_\_\_\_\_ and Cole Green (104)  
 Had 150 strikeouts in a season \_\_\_\_\_ 2004, by J.P. Howell (166)  
 Had 175 strikeouts in a season \_\_\_\_\_ 1989, by Kirk Dressendorfer (176)  
 Had 200 strikeouts in a season \_\_\_\_\_ 1985, by Greg Swindell (204)  
 Had 10 saves in season \_\_\_\_\_ 2011, by Corey Knebel (19)  
 Had 5 complete games in a season \_\_\_\_\_ 2011, by Taylor Jungmann (5)  
 Had 10 complete games in a season \_\_\_\_\_ 1989, by Kirk Dressendorfer (15)  
 Had 40 appearances in a season \_\_\_\_\_ 2009, by Austin Wood (41)  
 Had 5 shutouts in a season \_\_\_\_\_ 1986, by Greg Swindell (5)  
 Hit 3 home runs in a game \_\_\_\_\_ Apr. 30, 2002, by J.D. Reininger (3) vs. TCU  
 Hit for the cycle in a game \_\_\_\_\_ Apr. 24, 2007, by Kyle Russell  
 \_\_\_\_\_ (Home Run, Triple, Double, Single)  
 \_\_\_\_\_ vs. UT Pan American  
 Scored 5 runs in a game \_\_\_\_\_ Apr. 28, 2009, by Kevin Lussion (5)  
 \_\_\_\_\_ vs. Texas State  
 Had 5 hits in a game \_\_\_\_\_ Mar. 20, 2008, by Michael Torres (5)  
 \_\_\_\_\_ at Texas Tech  
 Stole 5 bases in a game \_\_\_\_\_ Feb. 13, 1996, by MacGregor Byers (5)  
 \_\_\_\_\_ vs. St. Mary's (Texas)  
 Stole home in a game \_\_\_\_\_ March 25, 2011, by Mark Payton at Oklahoma State  
 Had 7 RBI in a game \_\_\_\_\_ Mar. 5, 2008,  
 \_\_\_\_\_ by Brandon Belt (8) vs. Texas A&M-Corpus Christi  
 Hit a grand slam home run in a game \_\_\_\_\_ May 12, 2012,  
 \_\_\_\_\_ by Mark Payton vs. Texas Southern (Game 2 of DH)  
 Hit an inside the park home run \_\_\_\_\_ May 14, 2008,  
 \_\_\_\_\_ by Michael Torres vs. Alabama A&M (Game 1)  
 Hit back-to-back home runs \_\_\_\_\_ May 9, 2010, by Russell  
 \_\_\_\_\_ Moldenhauer and Kevin Keyes at Kansas State  
 Had 100 hits in a season \_\_\_\_\_ 2005, by Seth Johnston (115)  
 Had 15 home runs in a season \_\_\_\_\_ 2008, by Kyle Russell (19)  
 Had 20 home runs in a season \_\_\_\_\_ 2007, by Kyle Russell (28)  
 Stole 40 bases in a season \_\_\_\_\_ 2002, by Tim Moss (40)  
 Had 25 doubles in a season \_\_\_\_\_ 2006, by Carson Kainer (25)  
 Had 8 triples in a season \_\_\_\_\_ 2013, by Mark Payton (8)  
 Had 80 RBI in a season \_\_\_\_\_ 2003, by Dustin Majewski (85)  
 Had 100 RBI in a season \_\_\_\_\_ 1989, by Scott Bryant (112)  
 Batted .400 in a season (min. 100 ABs) \_\_\_\_\_ 2002, by Dustin Majewski (.401)  
 Scored 80 runs in a season \_\_\_\_\_ 2003, by Tim Moss (82)  
 Scored 100 runs in a season \_\_\_\_\_ 1985, by Bill Bates (100)  
 Cleared the "Monster" in center field \_\_\_\_\_ Apr. 24, 2010, by Cameron Rupp  
 \_\_\_\_\_ vs. Oklahoma State  
 Hit a leadoff home run \_\_\_\_\_ March 11, 2014 by Ben Johnson at Texas State

## 2014 University of Texas Baseball Roster

<b>No.</b>	<b>Name</b>	<b>Pos.</b>	<b>B/T</b>	<b>Ht.</b>	<b>Wt.</b>	<b>Class</b>	<b>Hometown (High School/Previous School)</b>
1	Tres Barrera	C/1B	R/R	6-0	211	Fr.	Eagle Pass, Texas (Mission Sharyland HS)
2	Mark Payton	OF	L/L	5-7	190	Sr.	Chicago, Ill. (St. Rita HS)
4	Collin Shaw	OF	L/L	6-0	199	Jr.	Austin, Texas (Westlake HS)
5	Andy McGuire	IF	R/R	6-1	200	Fr.	Oakton, VA (James Madison HS)
6	Connor Macalla	IF	L/R	6-2	170	Fr.	Houston, Texas (Langham Creek HS)
7	Weston Hall	OF	R/R	6-0	202	Sr.	Cedar Park, Texas (Leander HS/Navarro College)
8	Brooks Marlow	IF	L/R	5-8	184	Jr.	Giddings, Texas (Giddings HS)
9	C.J. Hinojosa	IF	R/R	5-9	179	So.	Spring, Texas (Klein Collins HS)
11	Alex Silver	IF	R/R	6-1	205	Sr.	Houston, Texas (Bellaire HS)
12	Jacob Felts	C	R/R	5-11	200	Sr.	Orange, Texas (Orangetown HS)
14	Ben Johnson	OF	R/R	6-0	191	So.	Austin, Texas (Westwood HS)
15	Justin Peters	RHP	R/R	6-4	193	RS-Jr.	Deer Park, Texas (Deer Park HS/Weatherford College)
17	Bret Boswell	IF	L/R	5-11	177	Fr.	Rockwall, Texas (Rockwall-Heath HS)
24	Parker French	RHP	L/R	6-2	218	Jr.	Dripping Springs, Texas (Dripping Springs HS)
27	Travis Duke	LHP	L/L	6-3	210	So.	Pearland, Texas (Dawson HS)
28	Blake Goins	RHP	R/R	5-11	205	Fr.	Pearland, Texas (Pearland HS)
29	Jon Malmin	LHP	L/L	6-0	180	Fr.	Troy, Texas (Troy HS)
30	Josh Sawyer	LHP	L/L	6-2	190	Fr.	San Angelo, Texas (San Angelo Central HS)
31	Chad Hollingsworth	RHP	R/R	6-2	210	So.	Waco, Texas (Robinson HS)
32	Dillon Peters	LHP	L/L	5-10	212	Jr.	Indianapolis, Ind. (Cathedral HS)
33	Jeremy Montalbano	C	R/R	6-1	202	So.	Katy, Texas (Seven Lakes HS)
34	Lukas Schiraldi	RHP	R/R	6-4	205	Jr.	Austin, TX (St. Michaels/Navarro JC)
35	Madison Carter	IF	R/R	5-10	179	Sr.	Sherman, Texas (Sherman HS/Grayson County College)
36	Nathan Thornhill	RHP	R/R	6-0	182	Sr.	Cedar Park, Texas (Cedar Park HS)
38	Ty Culbreth	LHP/OF	L/L	5-10	181	So.	Bryan, Texas (Bryan HS)
39	James Swan	RHP	R/R	6-5	180	Fr.	Orange, Texas (Little Cypress-Mauriceville HS)
40	Taylor Stell	IF/OF	R/R	6-4	202	Jr.	Dallas, Texas (Lake Highlands HS)
41	Morgan Cooper	RHP	R/R	6-5	211	Fr.	Jarrell, Texas (Jarrell HS)
42	Kacy Clemens	IF/RHP	L/R	6-1	198	Fr.	Houston, TX (Memorial HS)
43	John Curtiss	RHP	R/R	6-4	210	RS-So.	Southlake, Texas (Southlake Carroll HS)
45	Grant Martin	C	R/R	5-9	167	Jr.	Burnet, Texas (Burnet HS)
46	James Barton	C	L/R	5-10	184	So.	Austin, Texas (Hyde Park Baptist HS)
47	Ben Kennedy	C/OF	L/R	5-10	195	Fr.	College Station, Texas (A&M Consolidated)
48	Ty Marlow	IF/P	R/R	5-10	189	Sr.	Giddings, Texas (Giddings HS/Texas A&M/McLennan CC)
50	Zane Gurwitz	IF/OF	R/R	5-8	175	Fr.	San Antonio, TX (Churchill HS)

**Head Coach:** 16 Augie Garrido (Fresno State, 1961), 18th season  
**Assistant Coach:** 44 Skip Johnson (UT Pan American, 1990), 8th season  
**Assistant Coach:** 10 Tommy Nicholson (Texas, 2006), 2nd season  
**Volunteer Assistant Coach:** 55 Ryan Russ (Texas, 2010), 3rd season

## PRONUNCIATIONS

Tres Barrera \_\_\_\_\_ Tress Barrera  
 Augie Garrido \_\_\_\_\_ AWE gee ga REE doh  
 C.J. Hinojosa \_\_\_\_\_ SEE jay hen o HOE sa  
 Jeremy Montalbano \_\_\_\_\_ Jeremy mohn toll bano

**#15 JUSTIN PETERS (r-SO.)**

0-1 | 7.73 ERA | 2.1 IP | 1 BBs | 1 Ks

Date	Opponent	IP	H	R	ER	BB	K	Dec
2/15	at Cal	0.1	2	1	1	0	0	L
2/23	Stanford	1.0	2	1	1	1	0	-
4/15	UT Arlington	1.0	1	0	0	0	1	-

**Season Highs**

IP: 1.0 (twice)

Ks: 1 vs. UT Arlington (4/15)

Hits: 2 (twice)

BBs: 1 vs. Stanford (2/23)

Runs: 1 (twice)

ERs: 1 (twice)

**Career Highs**

IP: 1.2 at Baylor (5/17/12)

Ks: 4 at Baylor (5/17/12)

Hits: 3 vs. Cal (3/31/12)

BBs: 1 vs. Stanford (2/23/14)

Runs: 2 vs. Cal (3/31/12)

ERs: 2 vs. Cal (3/31/12)

**#27 TRAVIS DUKE (SO.)**

2-0 | 0.00 ERA | 17.0 IP | 3 BBs | 16 Ks

Date	Opponent	IP	H	R	ER	BB	K	Dec
2/14	at Cal	0.1	2	0	0	0	0	-
2/15	at Cal	0.2	0	0	0	0	0	-
2/18	TX A&M CC	0.1	0	0	0	0	0	-
2/23	Stanford	2.2	1	0	0	0	3	-
2/25	UTPA	1.0	1	0	0	0	0	-
3/2	SHSU	0.2	0	0	0	1	0	-
3/7	Hawai'i	0.2	0	0	0	0	0	W
3/8	Hawai'i-2	0.2	0	0	0	0	0	-
3/11	at TX State	0.2	0	0	0	0	0	-
3/14	Kansas	0.2	1	0	0	0	2	-
3/22	Columbia	1.2	0	0	0	2	1	-
3/25	TX State	1.0	1	0	0	0	2	-
4/1	at Rice	1.2	1	0	0	0	2	-
4/4	Baylor	1.1	1	0	0	0	1	W
4/8	Rice	0.0	1	0	0	0	0	-
4/11	at Oklahoma	0.1	1	0	0	0	0	-
4/17	TCU	0.1	0	0	0	0	0	-
4/22	UTPA	1.0	1	1	0	0	2	-
4/26	OK State	1.1	0	0	0	0	3	-

**Season Highs**

IP: 2.2 vs. Stanford (2/23)

Ks: 3 (twice)

Hits: 2 at Cal (2/14)

BBs: 2 vs. Columbia (3/21)

Runs: 1 vs. UTPA (4/22)

ERs: 0 (17 times)

**Career Highs**

IP: 3.1 vs. Texas State (4/9/13)

Ks: 3 (3 times)

Hits: 3 (3 times)

BBs: 3 at Houston (3/19/13)

Runs: 4 vs. Kansas State (5/5/13)

ERs: 1 (6 times)

**#28 BLAKE GOINS (FR.)**

1-0 | 3.38 ERA | 10.2 IP | 8 BBs | 7 Ks

Date	Opponent	IP	H	R	ER	BB	K	Dec
2/14	at Cal	0.0	0	0	0	0	0	-
2/18	TX A&M CC	2.1	3	0	0	1	1	-
2/23	Stanford	1.0	0	0	0	2	1	-
2/25	UTPA	1.0	0	0	0	0	0	-
3/4	Valparaiso	3.0	1	0	0	2	1	W
3/11	at TX State	2.1	5	3	3	1	3	-
4/15	UT Arlington	1.0	1	1	1	2	1	-

**Season Highs**

IP: 3.0 vs. Valparaiso (3/4)

Ks: 3 at TX State (3/11)

Hits: 5 at TX State (3/11)

BBs: 2 (3 times)

Runs: 3 at TX State

ERs: 3 at TX State

**#29 JON MALMIN (FR.)**

0-0 | 0.00 ERA | 2.1 IP | 2 BBs | 1 Ks

Date	Opponent	IP	H	R	ER	BB	K	Dec
2/18	TX A&M CC	1.1	1	0	0	2	0	-
3/4	Valparaiso	1.0	1	0	0	0	1	-

**Season Highs**

IP: 1.1 vs. TX A&amp;M CC (2/18)

Ks: 1 vs. Valparaiso (3/4)

Hits: 1 (twice)

BBs: 2 vs. TX A&amp;M CC (2/18)

Runs: 0 (twice)

ERs: 0 (twice)

**#30 JOSH SAWYER (FR.)**

1-0 | 8.11 ERA | 6.2 IP | 5 BBs | 8 Ks

Date	Opponent	IP	H	R	ER	BB	K	Dec
2/14	at Cal	0.2	2	0	0	0	0	-
2/18	TX A&M CC	2.2	2	0	0	1	4	W
2/23	Stanford	0.1	2	3	3	1	1	-
2/25	UTPA	1.0	3	1	1	0	1	-
3/4	Valparaiso	1.0	0	1	1	2	1	-
4/15	UT Arlington	1.0	3	1	1	1	1	-

**Season Highs**

IP: 2.2 vs. TX A&amp;M CC (2/18)

Ks: 4 vs. TX A&amp;M CC (2/18)

Hits: 3 vs. UT Arlington (4/15)

BBs: 2 vs. Valparaiso (3/4)

Runs: 3 vs. Stanford (2/23)

ERs: 3 vs. Stanford (2/23)

**#31 CHAD HOLLINGSWORTH (SO.)**

1-0 | 1.23 ERA | 29.1 IP | 6 BBs | 17 Ks | 1 SV

Date	Opponent	IP	H	R	ER	BB	K	Dec
2/14	at Cal	0.1	1	1	1	0	0	-
2/18	TX A&M CC	1.1	1	0	0	0	1	-
2/23	Stanford	0.1	0	0	0	0	0	-
2/25	UTPA	1.0	1	0	0	0	1	-
3/4	Valparaiso	1.0	0	0	0	0	2	-
3/11	at TX State	2.0	0	0	0	0	2	-
3/14	Kansas	0.1	2	0	0	0	0	-
3/16	Kansas	0.1	0	0	0	0	0	-
3/28	at TX Tech	1.0	1	0	0	0	0	-
3/29	at TX Tech	4.2	4	3	1	1	1	-
4/4	Baylor	2.1	2	1	1	2	1	-
4/8	Rice	2.0	1	0	0	1	0	-
4/15	UT Arlington	3.0	0	0	0	0	0	W
4/17	TCU	1.1	0	0	0	1	1	-
4/18	TCU	0.1	1	0	0	0	0	-
4/22	UTPA	2.0	1	0	0	0	2	-
4/25	OK State	3.0	1	0	0	0	3	SV
4/27	OK State	3.0	2	1	1	1	3	-

**Season Highs**

IP: 4.2 at TX Tech (3/29)

Ks: 3 (twice)

Hits: 4 at TX Tech (3/29)

BBs: 2 vs. Baylor (4/4)

Runs: 3 at TX Tech (3/29)

ERs: 1 (4 times)

**Career Highs**

IP: 5.0 vs. UT-Arlington (2/19/13)

Ks: 3 (twice)

Hits: 6 vs. UT-Pan American (3/5/13)

BBs: 3 vs. Oral Roberts (3/12/13)

Runs: 3 at TX Tech (3/29/14)

ERs: 3 at Houston (3/19/13)

**#38 TY CULBRETH (SO.)**

1-0 | 1.54 ERA | 23.1 IP | 11 BBs | 17 Ks

Date	Opponent	IP	H	R	ER	BB	K	Dec
2/14	at Cal	1.2	1	0	0	0	2	-
2/15	at Cal	1.0	1	1	1	2	2	-
2/23	Stanford	0.2	2	2	2	0	0	-
2/25	UTPA	1.0	1	0	0	0	1	-
3/4	Valparaiso	1.0	1	0	0	1	0	-
3/8	Hawai'i	2.0	0	0	0	0	2	-
3/9	Hawai'i	2.0	0	0	0	1	0	-
3/11	at TX State	2.2	1	0	0	2	4	W
3/14	Kansas	2.2	0	0	0	0	1	-
3/16	Kansas	0.0	0	2	1	2	0	-
4/8	Rice	2.2	1	0	0	1	0	-
4/15	UT Arlington	3.0	1	0	0	0	1	-
4/17	TCU	1.0	0	0	0	1	0	-
4/22	UTPA	0.2	1	0	0	0	2	-
4/27	OK State	0.2	0	0	0	1	0	-
4/29	PV A&M	0.2	1	0	0	0	2	-

**Season Highs**

IP: 3.0 vs. UT Arlington (4/15)

Ks: 4 at TX State (3/11)

Hits: 2 vs. Stanford (2/23)

BBs: 2 (3 times)

Runs: 2 (twice)

ERs: 2 vs. Stanford (2/23)

**Career Highs**

IP: 3.0 vs. UT Arlington (4/15/14)

Ks: 4 at TX State (3/11/14)

Hits: 2 vs. Stanford (2/23/14)

BBs: 2 (3 times)

Runs: 2 (twice)

ERs: 2 vs. Stanford (2/23/14)



**#41 Morgan Cooper (FR.)**

4-2 | 1.56 ERA | 34.2 IP | 5 BBs | 27 Ks | 3 SV

Date	Opponent	IP	H	R	ER	BB	K	Dec
2/14	at Cal	1.0	0	0	0	1	2	-
2/15	at Cal	1.0	0	0	0	0	0	-
2/21	Stanford	1.1	4	2	2	1	1	-
2/25	UTPA	1.0	1	0	0	0	0	-
3/2	SHSU	4.1	3	0	0	0	5	W
3/8	Hawai'i	2.0	0	0	0	1	2	W
3/11	at TX State	0.1	0	0	0	0	1	-
3/16	Kansas	4.0	3	3	3	1	2	L
3/21	Columbia	3.0	5	2	0	0	0	SV
3/25	TX State	1.0	0	0	0	0	1	-
3/28	at TX Tech	1.0	0	0	0	0	0	-
3/30	at TX Tech	1.2	2	0	0	0	0	-
4/1	at Rice	0.2	1	0	0	0	0	SV
4/5	Baylor	3.0	2	0	0	0	3	SV
4/11	at Oklahoma	3.0	0	0	0	0	4	W
4/18	TCU	2.0	0	0	0	0	1	-
4/19	TCU	1.1	0	0	0	0	2	-
4/22	UTPA	1.0	1	0	0	0	1	W
4/26	OK State	1.2	3	1	1	1	1	L
4/29	PV A&M	1.1	0	0	0	0	1	-

**Season Highs**

IP: 4.1 vs. SHSU (3/2)

Ks: 5 vs. SHSU (3/2)

Hits: 5 vs. Columbia (3/21)

BBs: 1 (5 times)

Runs: 3 vs. Kansas (3/16)

ERs: 3 vs. Kansas (3/16)

**#43 JOHN CURTISS (r-SO.)**

1-0 | 1.05 ERA | 25.2 IP | 12 BBs | 18 Ks | 7 SV

Date	Opponent	IP	H	R	ER	BB	K	Dec
2/25	UTPA	2.0	1	0	0	1	2	-
3/1	Houston	1.2	2	1	0	1	0	-
3/4	Valparaiso	1.0	0	0	0	1	2	-
3/7	Hawai'i	1.0	0	0	0	1	0	SV
3/9	Hawai'i	1.0	0	0	0	0	2	SV
3/11	TX State	1.0	0	0	0	0	0	SV
3/15	Kansas	1.2	1	0	0	0	1	SV
3/16	Kansas	0.1	1	0	0	0	1	-
3/22	Columbia	1.0	0	0	0	0	0	-
3/30	at TX Tech	5.0	2	2	2	4	4	W
4/6	Baylor	1.0	1	0	0	0	1	-
4/11	at Oklahoma	1.0	0	0	0	1	1	SV
4/12	at Oklahoma	2.0	1	0	0	1	1	-
4/19	TCU	1.0	2	1	1	1	0	-
4/22	UTPA	1.0	1	0	0	0	0	SV
4/26	OK State	1.0	0	0	0	0	0	-
4/27	OK State	2.0	1	0	0	0	2	-
4/29	PV A&M	1.0	1	0	0	1	1	SV

**Season Highs**

IP: 5.0 at TX Tech (3/30)

Ks: 4 at TX Tech (3/30)

Hits: 2 (3 times)

BBs: 4 at TX Tech (3/30)

Runs: 2 at TX Tech (3/30)

ERs: 2 at TX Tech (3/30)

**Career Highs**

IP: 6.2 vs. Kansas (5/24/12)

Ks: 5 (twice)

Hits: 7 vs. Baylor (5/19/12)

BBs: 2 (7 times)

Runs: 4 (3 times)

ERs: 4 (twice)

**#48 TY MARLOW (SR.)**

0-0 | 0.00 | 2.0 IP | 0 BBs | 0 Ks

Date	Opponent	IP	H	R	ER	BB	K	Dec
3/4	Valparaiso	1.0	1	0	0	0	0	-
3/9	Hawai'i	1.0	1	0	0	0	0	-

**Season Highs**

IP: 1.0 (twice)

Ks: 0 (twice)

Hits: 1 (twice)

BBs: 0 (twice)

Runs: 0 (twice)

ERs: 0 vs. (twice)

**Career Highs**

IP: 3.2 at Kansas (4/12/13)


Ks: 7 at Kansas (4/12/13)

Hits: 5 at Kansas (4/12/13)

BBs: 1 (7 times)

Runs: 1 (8 times)

ERs: 1 (8 times)



## #24 Parker French

JR-2V | RHP

6-2 | 218

Dripping Springs, Texas

Dripping Springs HS

## Season Highs

IP: 7.1 (twice)

Ks: 8 vs. Stanford (2/21)

Hits: 8 at Oklahoma (4/11)

BBs: 4 vs. Baylor (4/4)

Runs: 8 at Oklahoma (4/11)

ERs: 3 (3 times)

## Career Highs

8.0 (twice)

Same

9 (twice)

4 (twice)

Same

6 at Stanford (2/26/12)

## 2014

Ranks 11th in the Big 12 in strikeouts (48), sixth in innings pitched (69 1/3) and sixth in ERA (2.08) ... is tied for second in career wins with 15, trailing only teammate Nathan Thornhill (16) ... ranks fourth among active Big 12 players with 213 1/3 career innings pitched ... Notched his fifth win of the season April 25 against Oklahoma State when he threw six scoreless innings allowing only one hit in a 3-0 win ... threw seven strong innings against Texas Tech on March 28, allowing only one run on six hits and two walks while striking out two en route to his fourth victory of the season ... went 7 1/3 strong innings while yielding only six hits, one run and striking out six in a win against Columbia March 22 ... struck out six in 7 1/3 innings against Hawai'i on March 7 while allowing two runs (one earned); didn't factor into the decision though the Longhorns went on to win ... picked up his second win of the year against Houston on March 1 when he struck out seven in seven strong innings of work while only allowing one run ... won his first game of 2014 against Stanford on February 21 when he went six innings allowing only four hits and one run while striking out a career-high eight ... went five innings, yielding only four hits and six unearned runs, while striking out four in a loss to Cal on February 14 ... named to the Big 12 Commissioner's Honor Roll for the 2013 fall semester.

## 2013

Made 13 starts primarily as the team's No. 1 starter as a sophomore, posting a 4-5 record with a 2.68 ERA ... in 77 1/3 innings, allowed 69 hits and 23 earned runs with 24 walks, 46 strikeouts and a .240 opponents' batting average ... threw three innings as part of a combined seven-inning no-hitter on May 11 against Texas Southern ... allowed two runs on seven hits with four walks and two strikeouts in seven innings on May 3 against Kansas State ... allowed only one earned run in five innings with three walks and three strikeouts on April 26 at Baylor ... took the loss in a 1-0 decision on April 19 against West Virginia despite going 7 1/3 innings where he allowed one run on five hits with a walk and a then career-high seven strikeouts ... gave up two runs in 5 1/3 innings with five hits on April 5 against No. 13 Oklahoma in a 2-1 loss ... threw six scoreless innings on March 15 against Texas Tech with two hits, two walks and four strikeouts ... picked up his third win with a season-high eight innings on March 8 against UC Santa Barbara, allowing one run on five hits with two walks and three strikeouts ... tagged with the loss on March 1 at No. 15 Stanford despite giving up only two runs on two hits in seven innings ... gave up two runs on eight hits in 6 1/3 innings with a walk and six strikeouts on Feb. 22 against Nebraska to get the win ... in his season debut, earned the win against Sacramento State with seven shutout innings, allowing three hits with no walks and five strikeouts ... he was named to the Big 12 Commissioner's Honor Roll for the 2012 fall semester.

## 2012 Highlights


Made nine starts in 21 appearances as a freshman ... had a 6-2 record with a 2.84 ERA and two saves ... combined in three shutouts ... in 66 2/3 innings, allowed 58 hits and 21 earned runs with 19 walks and 30 strikeouts ... opponents hit .231 ... earned Louisville Slugger/Collegiate Baseball Freshman All-America honors ... named Big 12 Freshman of the Year and received All-Big 12 honorable mention.

## 2014 Game-by-Game Stats

Date	OPPONENT	GS	IP	H	R	ER	BB	SO	2B	3B	HR	WP	BK	HBP	IBB	Score	W	L	SV	ERA
Feb 14, 2014	California	*	5.0	4	6	0	3	4	1	0	0	1	0	1	0	0-7	0	1	0	0.00
Feb 21, 2014	STANFORD	*	6.0	4	1	1	1	8	0	0	0	0	0	1	0	9-3	1	1	0	0.82
Mar 01, 2014	Houston Cougars	*	7.0	7	1	1	1	7	1	0	0	0	0	0	0	3-2	2	1	0	1.00
Mar 07, 2014	HAWAII	*	7.1	5	2	1	1	6	0	0	0	0	0	0	0	3-2	2	1	0	1.07
Mar 14, 2014	KANSAS	*	5.1	7	3	3	3	3	0	0	0	1	0	2	0	2-3	2	2	0	1.76
Mar 18, 2014	DALLAS BAPTIST	*	1.0	0	0	0	0	1	0	0	0	0	0	0	0	5-0	2	2	0	1.71
Mar 22, 2014	COLUMBIA-1	*	7.1	6	1	1	3	6	2	0	0	0	0	0	0	6-1	3	2	0	1.62
Mar 28, 2014	Texas Tech	*	7.0	6	1	1	2	2	0	0	0	0	0	0	0	11-1	4	2	0	1.57
Apr 04, 2014	BAYLOR	*	5.1	5	3	3	4	4	1	0	0	0	0	2	0	5-4	4	2	0	1.93
Apr 11, 2014	Oklahoma	*	5.2	8	8	3	2	1	3	0	0	1	0	0	0	10-8	4	2	0	2.21
Apr 17, 2014	TEXAS CHRISTIAN	*	6.1	6	3	2	2	4	1	0	0	0	0	2	0	0-3	4	3	0	2.27
Apr 25, 2014	OKLAHOMA STATE	*	6.0	1	0	0	3	2	0	0	0	0	0	0	0	3-0	5	3	0	2.08
Totals		11	69.1	59	29	16	25	48	9	0	0	3	0	8	0	57-34	5	3	0	2.08

## Career Stats

Year	ERA	W	L	App	GS	CG	SHO	CBO	SV	IP	H	R	ER	BB	SO	2B	3B	HR	BF	B/Avg	WP	HBP	BK	SFA	SHA
2012	2.84	6	2	21	9	0	0	3	2	66.2	58	32	21	19	30	10	4	3	288	.231	3	12	1	1	5
2013	2.68	4	5	13	13	0	0	1	0	77.1	69	26	23	24	46	9	2	1	329	.240	5	7	0	2	8
2014	2.08	5	3	12	11	0	0	2	0	69.1	59	29	16	25	48	9	0	0	296	.235	3	8	0	3	9
<b>TOTAL</b>	<b>2.53</b>	<b>15</b>	<b>10</b>	<b>46</b>	<b>33</b>	<b>0</b>	<b>0</b>	<b>6</b>	<b>2</b>	<b>213.1</b>	<b>186</b>	<b>87</b>	<b>60</b>	<b>68</b>	<b>124</b>	<b>28</b>	<b>6</b>	<b>4</b>	<b>913</b>	<b>.235</b>	<b>11</b>	<b>27</b>	<b>1</b>	<b>6</b>	<b>22</b>

**#32 Dillon Peters****JR-2V | LHP****5-11 | 212****Indianapolis, Indiana  
Cathedral HS****Season Highs****IP:** 8.0 vs. Rice (2/28)**Ks:** 9 vs. Baylor (4/5)**Hits:** 8 vs. TCU (4/18/14)**BBs:** 4 vs. Columbia (3/21)**Runs:** 6 vs. Hawai'i (3/8)**ERs:** 5 at TX Tech (3/29)**Career Highs**

9.0 at Kansas (4/13/13)

Same

10 at Minnesota (3/23/13)

4 (twice)

Same

Same

**2014**

Ranks fourth among active Big 12 players in career ERA (2.40) and is tied for second in wins (15), trailing only teammate Nathan Thornhill (16) ... Earned his fifth win of the season April 12 against Oklahoma when he threw seven innings allowing only two runs and striking out three ... struck out a career high nine batters while allowing only two earned runs in his fourth win of the year against Baylor on April 5 ... picked up his third win of the season against Columbia March 21 when he threw six innings allowing only one run and striking out two ... earned his second victory of the season March 15 against Kansas when he threw 7 1/3 innings allowing only one run and striking out three ... named Big 12 Pitcher of the Week and to the Houston College Classic All-Tournament Team after his performance against No. 12/15 Rice on February 28 where he threw eight scoreless innings, striking out six and allowing only four hits while picking up the win ... went seven innings vs. Stanford on February 22, allowing two runs on seven hits in a no decision ... threw seven innings against Cal on February 15 yielding only five hits and one unearned run ... named to the Big 12 Commissioner's Honor Roll for the 2013 fall semester.

**2013**

A second team All-Big 12 selection ... made 14 starts while compiling a 6-3 record with 1.97 ERA and one complete game ... in 86 2/3 innings, allowed 71 hits and 19 earned runs with 57 strikeouts, 24 walks, and a .223 batting average against ... Texas went 10-4 in his 14 starts ... went seven innings at Baylor on April 27 with only one earned run on six hits, five strikeouts and three walks in a 1-0 loss ... went eight shutout innings at home against West Virginia on April 20, only giving up four hits while striking out six and walking three ... threw a complete game on April 13 at Kansas where he gave up one earned run, had three strikeouts, one walk, and six hits in a 2-1 victory ... went 7 2/3 scoreless innings vs. Oklahoma on April 6, striking out five and surrendering just two hits without issuing a walk to pick up the win ... threw 8 1/3 innings and surrendered five hits, one earned run, seven strikeouts and one walk on March 16 at home against Texas Tech in a 2-1 win ... picked up his first win of the season with seven innings of work vs. Sacramento State on Feb. 17, when he allowed two runs on five hits ... named to the Big 12 Commissioner's Honor Roll for the 2012 fall semester.

**2012 Highlights**


Went 4-1 with a 3.18 ERA as a freshman, tying for the team lead with 11 starts ... in 23 appearances, logged 39 2/3 innings with 31 hits and 14 earned runs while walking 18 and striking out 43 ... opponents hit .207.

**2014 Game-by-Game Stats**

Date	OPPONENT	GS	IP	H	R	ER	BB	SO	2B	3B	HR	WP	BK	HBP	IBB	Score	W	L	SV	ERA
Feb 15, 2014	California-1	*	7.0	5	1	0	2	1	0	0	0	0	0	0	0	1-2	0	0	0	0.00
Feb 22, 2014	STANFORD	*	7.0	7	2	2	1	2	1	0	0	0	0	0	0	4-3	0	0	0	1.29
Feb 28, 2014	Rice	*	8.0	4	0	0	0	6	1	0	0	0	0	0	0	2-0	1	0	0	0.82
Mar 08, 2014	HAWAII	*	5.0	7	6	4	1	3	1	0	0	1	0	2	0	1-6	1	1	0	2.00
Mar 15, 2014	KANSAS	*	7.1	5	1	1	1	3	1	0	0	0	0	0	0	2-1	2	1	0	1.83
Mar 21, 2014	COLUMBIA	*	6.0	7	1	1	4	2	1	0	0	1	0	0	0	7-3	3	1	0	1.79
Mar 29, 2014	Texas Tech	*	3.1	7	5	5	2	2	1	0	0	3	0	2	0	4-8	3	2	0	2.68
Apr 05, 2014	BAYLOR	*	6.0	6	3	2	1	9	1	0	0	1	0	0	0	6-3	4	2	0	2.72
Apr 12, 2014	Oklahoma	*	7.0	7	2	2	3	3	1	0	0	0	0	0	0	7-2	5	2	0	2.70
Apr 18, 2014	TEXAS CHRISTIAN	*	6.2	8	2	2	2	7	1	0	0	0	0	0	0	0-2	5	3	0	2.70
Apr 26, 2014	OKLAHOMA STATE	*	5.0	5	1	0	1	4	1	0	0	3	0	2	0	1-2	5	3	0	2.50
<b>Totals</b>			<b>11</b>	<b>68.1</b>	<b>68</b>	<b>24</b>	<b>19</b>	<b>18</b>	<b>42</b>	<b>10</b>	<b>0</b>	<b>9</b>	<b>0</b>	<b>6</b>	<b>0</b>	<b>35-32</b>	<b>5</b>	<b>3</b>	<b>0</b>	<b>2.50</b>

**Career Stats**

Year	ERA	W	L	App	GS	CG	SHO	CBO	SV	IP	H	R	ER	BB	SO	2B	3B	HR	BF	B/Avg	WP	HBP	BK	SFA	SHA
2012	3.18	4	1	23	11	0	0	1	0	39.2	31	21	14	18	43	7	0	2	173	.207	3	2	3	0	3
2013	1.97	6	3	14	14	1	0	3	0	86.2	71	23	19	24	57	10	2	2	360	.223	4	10	0	2	5
2014	2.50	5	3	11	11	0	0	1	0	68.1	68	24	19	18	42	10	0	0	291	.267	9	6	0	2	10
<b>TOTAL</b>	<b>2.40</b>	<b>15</b>	<b>7</b>	<b>48</b>	<b>36</b>	<b>1</b>	<b>0</b>	<b>5</b>	<b>0</b>	<b>194.2</b>	<b>170</b>	<b>68</b>	<b>52</b>	<b>60</b>	<b>142</b>	<b>27</b>	<b>2</b>	<b>4</b>	<b>824</b>	<b>.235</b>	<b>16</b>	<b>18</b>	<b>3</b>	<b>4</b>	<b>18</b>



## #36 Nathan Thornhill

SR-3V | RHP

6-0 | 163

Cedar Park, Texas

Cedar Park HS

### Season Highs

IP: 9.0 at Oklahoma (4/13)

Ks: 6 (twice)

Hits: 7 vs. Oklahoma State (4/27)

BBs: 4 vs. UTPA (2/25)

Runs: 7 vs. Oklahoma State (4/27)

ERs: 7 vs. Oklahoma State (4/27)

### Career Highs

9.0 (twice)

7 (5 times)

10 at Stanford (2/24/12)

4 (twice)

Same

Same

### 2014

Ranks as the active Big 12 career leader in wins (16) and is tied for second in the conference this season with six ... currently fourth in the Big 12 with a 1.85 ERA ... his 5.82 hits allowed/9 innings ranks first in the league and 25th nationally ... holding opponents to a .190 average, which ranks first in the Big 12 ... ranks second among active Big 12 players in career innings pitched (275) and strikeouts (204), and 4th in appearances (68) ... named Big 12 Pitcher of the Week honors after tossing a complete game against Oklahoma on April 13, allowing only five hits and one run while striking out a season-high six ... it was his third career complete game ... threw eight shutout innings in a win against Baylor on April 6 while allowing only two hits and striking out three ... pitched 5 1/3 scoreless innings against Texas Tech on March 30, yielding only four hits and two walks while striking out four ... tossed eight shutout innings while striking out four and allowing five hits en route to his fourth win of the season March 22 against Columbia ... returned to the starting rotation March 8 against Hawai'i where he threw 6 1/3 innings and allowed only two earned runs in a no decision ... picked up two saves on back-to-back nights in the Houston College Classic (Feb. 28 & March 1) while striking out two in 1.2 innings of work ... took over the closer role heading into the Stanford series (Feb. 21-23) ... tossed three scoreless innings in relief against UTPA (Feb. 25) while earning his third win of the season ... struck out two in 1 2/3 innings in his relief debut at closer to help secure a 9-3 win over the Cardinal on Feb. 21 ... allowed one run on three hits and a walk in two innings on Feb. 22 vs. Stanford ... was credited with his second win of the year after Texas won in the bottom of the ninth ... threw eight shutout innings with three strikeouts in a win against Cal on February 16.

### 2013 Highlights

Went 3-6 with a 2.21 ERA in 14 appearances, 13 of which were starts ... in 85 1/3 innings, allowed 74 hits and 21 earned runs with 15 walks, while recording a team-high 60 strikeouts, and a .234 opponents' batting average ... led the team with two complete games.

### 2012 Highlights

Went 4-5 with a 3.87 ERA, making 11 starts in 18 appearances ... led the team with 83 2/3 innings ... he allowed 81 hits and 36 earned runs with 25 walks and 64 strikeouts ... opponents hit .255 against him.

### 2011 Highlights

Had a 3-0 record with a 1.89 ERA with two starts in 22 appearances ... in 38 innings, allowed 30 hits and eight earned runs with six walks and 38 strikeouts ... opponents hit .211 ... registered a 0.73 ERA during Big 12 play in 12 appearances (12 1/3 innings).

### 2014 Game-by-Game Stats

Date	OPPONENT	GS	IP	H	R	ER	BB	SO	2B	3B	HR	WP	BK	HBP	IBB	Score	W	L	SV	ERA
Feb 16, 2014	California	*	8.0	4	0	0	3	3	0	0	0	0	0	0	0	5-0	1	0	0	0.00
Feb 21, 2014	STANFORD		1.2	1	0	0	0	2	0	0	0	0	0	0	0	9-3	1	0	0	0.00
Feb 22, 2014	STANFORD		2.0	3	1	1	1	1	1	0	0	0	0	0	0	4-3	2	0	0	0.77
Feb 25, 2014	UTPA		3.0	2	0	0	4	1	0	0	0	0	0	0	0	2-1	3	0	0	0.61
Feb 28, 2014	Rice		1.0	2	0	0	1	2	0	0	0	0	0	0	0	2-0	3	0	1	0.57
Mar 01, 2014	Houston Cougars		0.1	0	0	0	0	0	0	0	0	0	0	0	0	3-2	3	0	2	0.56
Mar 08, 2014	HAWAII-2	*	6.1	3	2	2	3	3	0	0	0	0	0	0	0	3-2	3	0	2	1.21
Mar 16, 2014	KANSAS	*	5.1	1	1	1	3	3	0	0	0	0	0	1	0	1-6	3	0	2	1.30
Mar 22, 2014	COLUMBIA-2	*	8.0	5	0	0	1	4	0	0	0	0	0	0	0	11-0	4	0	2	1.01
Mar 30, 2014	Texas Tech	*	5.1	4	0	0	2	4	1	0	0	0	0	0	0	5-2	4	0	2	0.88
Apr 06, 2014	BAYLOR	*	8.0	2	0	0	2	3	1	0	0	0	0	0	0	4-0	5	0	2	0.73
Apr 13, 2014	Oklahoma	*	9.0	5	1	1	1	6	1	0	0	0	0	0	0	8-1	6	0	2	0.78
Apr 19, 2014	TEXAS CHRISTIAN	*	6.2	5	2	2	1	6	2	0	0	1	0	1	0	1-3	6	1	2	0.97
Apr 27, 2014	OKLAHOMA STATE	*	3.1	7	7	7	2	4	0	0	2	0	0	0	0	3-8	6	2	2	1.85
<b>Totals</b>			<b>9</b>	<b>68.0</b>	<b>44</b>	<b>14</b>	<b>14</b>	<b>24</b>	<b>42</b>	<b>6</b>	<b>0</b>	<b>2</b>	<b>1</b>	<b>0</b>	<b>2</b>	<b>61-31</b>	<b>6</b>	<b>2</b>	<b>2</b>	<b>1.85</b>

### Career Stats

Year	ERA	W	L	App	GS	CG	SHO	CBO	SV	IP	H	R	ER	BB	SO	2B	3B	HR	BF	B/Avg	WP	HBP	BK	SFA	SHA
2011	1.89	3	0	22	2	0	0	4	0	38.0	30	8	8	6	38	5	1	1	151	.211	2	0	0	1	2
2012	3.87	4	5	18	11	0	0	2	0	83.2	81	46	36	25	64	13	2	5	358	.255	6	4	0	4	7
2013	2.21	3	6	14	13	2	1	2	0	85.1	74	35	21	15	60	12	0	1	351	.234	5	8	0	1	11
2014	1.85	6	2	14	9	1	0	4	2	68.0	44	14	14	24	42	6	0	2	263	.190	1	2	0	1	4
<b>TOTAL</b>	<b>2.59</b>	<b>16</b>	<b>13</b>	<b>68</b>	<b>35</b>	<b>3</b>	<b>1</b>	<b>12</b>	<b>2</b>	<b>275.0</b>	<b>229</b>	<b>103</b>	<b>79</b>	<b>70</b>	<b>204</b>	<b>36</b>	<b>3</b>	<b>9</b>	<b>1123</b>	<b>.227</b>	<b>14</b>	<b>14</b>	<b>0</b>	<b>7</b>	<b>24</b>



**2014 Texas Longhorns Baseball**  
**Overall Statistics for Texas Longhorns (as of Apr 29, 2014)**  
**(All games Sorted by Batting avg)**

Record: 33-13 Home: 21-10 Away: 9-3 Neutral: 3-0 Big 12: 10-8

Player	avg	gp-gs	ab	r	h	2b	3b	hr	rbi	tb	slg%	bb	hp	so	gdp	ob%	sf	sh	sb-att	po	a	e	fld%
2 Payton, Mark	.335	46-46	164	23	55	9	5	1	28	77	.470	40	4	14	5	.474	1	5	12-13	108	2	0	1.000
14 Johnson, Ben	.294	46-46	160	35	47	6	3	5	25	74	.463	25	10	20	0	.410	5	7	16-16	95	3	2	.980
50 Gurwitz, Zane	.280	40-38	132	19	37	7	0	1	20	47	.356	8	1	25	0	.324	1	6	6-6	30	67	6	.942
1 Barrera, Tres	.277	44-42	159	21	44	10	2	2	26	64	.403	10	5	27	5	.337	1	4	0-0	208	25	3	.987
9 Hinojosa, C.J	.274	46-46	164	19	45	7	0	1	23	55	.335	21	1	25	2	.353	4	13	3-4	68	126	8	.960
4 Shaw, Collin	.261	40-35	119	15	31	3	1	0	16	36	.303	18	4	23	0	.368	3	5	9-13	62	2	1	.985
8 Marlow, Brooks	.251	46-46	179	31	45	7	1	2	15	60	.335	35	1	24	1	.375	1	7	3-4	93	146	2	.992
42 Clemens, Kacy	.222	44-43	135	16	30	4	0	0	9	34	.252	33	0	31	0	.375	0	4	0-0	434	19	5	.989
-----																							
35 Carter, Madison	.262	21-12	42	10	11	1	0	0	5	12	.286	6	0	9	1	.354	0	8	1-1	0	2	0	1.000
12 Felts, Jacob	.218	18-13	55	4	12	1	1	0	6	15	.273	3	0	5	4	.259	0	2	0-0	1	0	0	1.000
33 Montalbano, Jeremy	.171	26-23	82	5	14	6	0	0	4	20	.244	1	3	12	0	.209	0	5	0-0	88	7	0	1.000
5 McGuire, Andy	.113	22-22	71	6	8	1	0	0	7	9	.127	7	2	14	1	.210	1	5	1-2	13	34	4	.922
38 Culbreth, Ty	.000	2-2	6	0	0	0	0	0	0	0	.000	0	0	0	0	.000	0	0	0-0	0	6	0	1.000
11 Silver, Alex	.000	3-0	5	3	0	0	0	0	0	0	.000	2	0	1	0	.286	0	0	0-0	16	1	0	1.000
48 Marlow, Ty	.000	1-0	0	0	0	0	0	0	0	0	.000	0	0	0	0	.000	0	0	0-0	0	1	0	1.000
7 Hall, Weston	.000	7-0	0	2	0	0	0	0	0	0	.000	0	0	0	0	.000	0	0	0-0	1	0	0	1.000
Totals	.257	46	1473	209	379	62	13	12	184	503	.341	209	31	230	19	.358	17	71	51-59	1239	526	40	.978
Opponents	.222	46	1479	128	329	47	5	3	103	395	.267	148	27	274	35	.303	8	44	20-30	1187	509	48	.972

LOB - Team (405), Opp (340). DPs turned - Team (44), Opp (26). CI - Team (1), Barrera 1.

**(All games Sorted by Earned run avg)**

Player	era	w-l	app	gs	cg	sho	sv	ip	h	r	er	bb	so	2b	3b	hr	b/avg	wp	hp	bk	sfa	sha
36 Thornhill, Nathan	1.85	6-2	14	9	1	0/4	2	68.0	44	14	14	24	42	6	0	2	.190	1	2	0	1	4
24 French, Parker	2.08	5-3	12	11	0	0/2	0	69.1	59	29	16	25	48	9	0	0	.235	3	8	0	3	9
32 Peters, Dillon	2.50	5-3	11	11	0	0/1	0	68.1	68	24	19	18	42	10	0	0	.267	9	6	0	2	10
34 Schiraldi, Lukas	4.05	6-2	10	10	0	0/1	0	53.1	46	25	24	28	30	3	2	0	.238	6	2	0	1	7
-----																						
27 Duke, Travis	0.00	2-0	19	0	0	0/1	0	17.0	12	1	0	3	16	1	0	0	.197	0	3	1	1	1
29 Malmin, Jon	0.00	0-0	2	0	0	0/1	0	2.1	2	0	0	2	1	0	0	0	.200	1	0	0	0	0
48 Marlow, Ty	0.00	0-0	2	0	0	0/0	0	2.0	2	0	0	0	0	0	0	0	.286	0	0	0	0	0
43 Curtiss, John	1.05	1-0	18	1	0	0/2	7	25.2	14	4	3	12	18	2	0	0	.161	2	2	1	0	4
31 Hollingsworth, Chad	1.23	1-0	18	0	0	0/2	1	29.1	18	6	4	6	17	2	2	0	.188	1	1	0	0	5
38 Culbreth, Ty	1.54	1-0	16	0	0	0/0	0	23.1	11	5	4	11	17	2	0	1	.147	0	0	0	0	1
41 Cooper, Morgan	1.56	4-2	20	0	0	0/1	3	34.2	26	8	6	5	27	7	1	0	.203	3	0	2	0	2
28 Goins, Blake	3.38	1-0	7	4	0	0/1	0	10.2	10	4	4	8	7	0	0	0	.244	1	3	0	0	0
15 Peters, Justin	7.71	0-1	3	0	0	0/0	0	2.1	5	2	2	1	1	2	0	0	.455	0	0	0	0	1
30 Sawyer, Josh	8.10	1-0	6	0	0	0/1	0	6.2	12	6	6	5	8	3	0	0	.375	3	0	0	0	0
Totals	2.22	33-13	46	46	1	7/7	13	413.0	329	128	102	148	274	47	5	3	.222	30	27	4	8	44
Opponents	3.78	13-33	46	46	2	3/3	5	395.2	379	209	166	209	230	62	13	12	.257	31	31	7	17	71

PB - Team (5), Barrera 4, Montalbano 1, Opp (8). Pickoffs - Team (1), French 1, Opp (7).

**2014 Texas Longhorns Baseball**  
**Conference statistics for Texas Longhorns (as of Apr 28, 2014)**  
**(Big 12 games only Sorted by Batting avg)**

Record: 10-8 Home: 5-7 Away: 5-1 Big 12: 10-8

Player	avg	gp-gs	ab	r	h	2b	3b	hr	rbi	tb	slg%	bb	hp	so	gdp	ob%	sf	sh	sb-att	po	a	e	fld%
1 Barrera, Tres	.294	18-18	68	10	20	6	0	2	13	32	.471	6	4	11	1	.385	0	2	0-0	108	19	2	.984
50 Gurwitz, Zane	.292	18-17	65	6	19	4	0	0	9	23	.354	2	0	13	0	.313	0	3	2-2	15	42	2	.966
2 Payton, Mark	.286	18-18	70	7	20	6	0	0	10	26	.371	12	2	5	2	.405	0	1	6-6	44	0	0	1.000
9 Hinojosa, C.J	.269	18-18	67	9	18	2	0	1	7	23	.343	7	1	14	0	.338	2	2	1-1	27	44	5	.934
14 Johnson, Ben	.257	18-18	74	11	19	3	1	1	5	27	.365	5	5	8	0	.345	0	3	4-4	36	0	2	.947
4 Shaw, Collin	.242	18-18	62	5	15	2	0	0	5	17	.274	10	1	12	0	.356	0	5	5-8	37	2	1	.975
8 Marlow, Brooks	.231	18-18	78	12	18	7	0	2	6	31	.397	10	0	11	1	.318	0	1	1-1	40	47	1	.989
42 Clemens, Kacy	.216	17-16	51	3	11	2	0	0	5	13	.255	12	0	11	0	.365	0	0	0-0	161	5	1	.994
-----																							
35 Carter, Madison	.333	12-9	33	7	11	1	0	0	4	12	.364	4	0	5	1	.405	0	3	1-1	0	0	0	.000
12 Felts, Jacob	.200	6-3	15	1	3	0	0	0	2	3	.200	2	0	2	1	.294	0	0	0-0	0	0	0	.000
33 Montalbano, Jeremy	.143	5-4	14	0	2	0	0	0	1	2	.143	0	1	5	0	.200	0	0	0-0	11	3	0	1.000
5 McGuire, Andy	.100	3-3	10	0	1	0	0	0	0	1	.100	0	0	1	1	.100	0	1	0-0	1	0	0	1.000
38 Culbreth, Ty	.000	2-2	6	0	0	0	0	0	0	0	.000	0	0	0	0	.000	0	0	0-0	0	2	0	1.000
11 Silver, Alex	.000	1-0	3	1	0	0	0	0	0	0	.000	1	0	1	0	.250	0	0	0-0	8	1	0	1.000
7 Hall, Weston	.000	4-0	0	1	0	0	0	0	0	0	.000	0	0	0	0	.000	0	0	0-0	0	0	0	.000
Totals	.255	18	616	73	157	33	1	6	67	210	.341	71	14	99	7	.344	2	21	20-23	495	208	17	.976
Opponents	.222	18	589	57	131	21	2	2	44	162	.275	55	15	110	11	.304	2	24	8-13	485	213	16	.978

LOB - Team (166), Opp (133). DPs turned - Team (14), Opp (11).

**(Big 12 games only Sorted by Earned run avg)**

Player	era	w-l	app	gs	cg	sho	sv	ip	h	r	er	bb	so	2b	3b	hr	b/avg	wp	hp	bk	sfa	sha
36 Thornhill, Nathan	2.63	2-2	6	6	1	0/1	0	37.2	24	11	11	11	26	5	0	2	.186	1	2	0	0	3
24 French, Parker	3.03	2-2	6	6	0	0/1	0	35.2	33	18	12	16	16	5	0	0	.258	2	6	0	2	6
32 Peters, Dillon	3.06	3-2	6	6	0	0/0	0	35.1	38	14	12	10	28	6	0	0	.275	7	4	0	0	6
-----																						
27 Duke, Travis	0.00	1-0	5	0	0	0/0	0	4.0	3	0	0	0	6	0	0	0	.200	0	0	0	0	0
31 Hollingsworth, Chad	1.65	0-0	9	0	0	0/1	1	16.1	13	5	3	5	9	1	2	0	.232	1	1	0	0	4
43 Curtiss, John	1.80	1-0	9	0	0	0/1	2	15.0	9	3	3	7	11	2	0	0	.173	2	2	1	0	3
38 Culbreth, Ty	2.08	0-0	4	0	0	0/0	0	4.1	0	2	1	4	1	0	0	0	.000	0	0	0	0	1
41 Cooper, Morgan	2.16	1-2	8	0	0	0/0	1	16.2	11	4	4	2	13	2	0	0	.180	1	0	0	0	1
Totals	2.51	10-8	18	18	1	2/2	4	165.0	131	57	46	55	110	21	2	2	.222	14	15	1	2	24
Opponents	3.17	8-10	18	18	1	2/2	5	161.2	157	73	57	71	99	33	1	6	.255	9	14	1	2	21

PB - Team (2), Barrera 1, Montalbano 1, Opp (3). Pickoffs - Team (0), Opp (2).

**2014 Texas Longhorns Baseball**  
**Game Results for Texas Longhorns (as of May 01, 2014)**  
**(All games)**

Date	Opponent	Score	Inns	Overall	Big 12	Pitcher of record	Attend	Time
Feb 14, 2014	at California	L 0-7	9	0-1-0	0-0-0	French (L 0-1)	825	3:02
Feb 15, 2014	at California-1	L 1-2	9	0-2-0	0-0-0	J. Peters (L 0-1)	831	2:26
Feb 15, 2014	at California-2	w 6-2	9	1-2-0	0-0-0	Schiraldi (W 1-0)	913	2:54
Feb 16, 2014	at California	w 5-0	9	2-2-0	0-0-0	Thornhill (W 1-0)	1231	2:25
Feb 18, 2014	TEXAS A&M - CC	w 10-0	8	3-2-0	0-0-0	Sawyer (W 1-0)	4901	2:33
Feb 21, 2014	STANFORD	w 9-3	9	4-2-0	0-0-0	French (W 1-1)	5929	2:53
Feb 22, 2014	STANFORD	w 4-3	9	5-2-0	0-0-0	Thornhill (W 2-0)	7044	2:43
Feb 23, 2014	STANFORD	L 5-11	8	5-3-0	0-0-0	Schiraldi (L 1-1)	6437	3:20
Feb 25, 2014	UTPA	w 2-1	(11)	6-3-0	0-0-0	Thornhill (W 3-0)	4598	3:33
Feb 28, 2014	vs #10 Rice	w 2-0	9	7-3-0	0-0-0	D. Peters (W 1-0)	5958	2:34
Mar 01, 2014	vs Houston Cougars	w 3-2	9	8-3-0	0-0-0	French (W 2-1)	7839	2:37
Mar 02, 2014	vs Sam Houston State	w 3-2	9	9-3-0	0-0-0	Cooper (W 1-0)	6046	3:00
Mar 04, 2014	VALPARAISO	w 7-1	9	10-3-0	0-0-0	Goins (W 1-0)	4551	2:34
Mar 07, 2014	HAWAII	w 3-2	9	11-3-0	0-0-0	Duke (W 1-0)	4915	2:17
Mar 08, 2014	HAWAII	L 1-6	7	11-4-0	0-0-0	D. Peters (L 1-1)	5131	1:58
Mar 08, 2014	HAWAII-2	w 3-2	9	12-4-0	0-0-0	Cooper (W 2-0)	5131	2:18
Mar 09, 2014	HAWAII	w 4-1	9	13-4-0	0-0-0	Schiraldi (W 2-1)	4761	2:24
Mar 11, 2014	at Texas State	w 6-3	9	14-4-0	0-0-0	Culbreth (W 1-0)	2603	2:47
* Mar 14, 2014	KANSAS	L 2-3	9	14-5-0	0-1-0	French (L 2-2)	5639	2:44
* Mar 15, 2014	KANSAS	w 2-1	9	15-5-0	1-1-0	D. Peters (W 2-1)	5772	2:15
* Mar 16, 2014	KANSAS	L 1-6	9	15-6-0	1-2-0	Cooper (L 2-1)	5142	2:48
Mar 18, 2014	DALLAS BAPTIST	w 5-0	9	16-6-0	1-2-0	Schiraldi (W 3-1)	4813	2:34
Mar 21, 2014	COLUMBIA	w 7-3	9	17-6-0	1-2-0	D. Peters (W 3-1)	4910	2:47
Mar 22, 2014	COLUMBIA-1	w 6-1	9	18-6-0	1-2-0	French (W 3-2)	5489	2:40
Mar 22, 2014	COLUMBIA-2	w 11-0	9	19-6-0	1-2-0	Thornhill (W 4-0)	5489	2:31
Mar 25, 2014	TEXAS STATE	w 5-1	9	20-6-0	1-2-0	Schiraldi (W 4-1)	5163	2:31
* Mar 28, 2014	at #24 Texas Tech	w 11-1	9	21-6-0	2-2-0	French (W 4-2)	4206	2:48
* Mar 29, 2014	at #24 Texas Tech	L 4-8	9	21-7-0	2-3-0	D. Peters (L 3-2)	4353	2:35
* Mar 30, 2014	at #24 Texas Tech	w 5-2	(12)	22-7-0	3-3-0	Curtiss (W 1-0)	3992	3:53
Apr 1, 2014	at #12 Rice	w 5-2	9	23-7-0	3-3-0	Schiraldi (W 5-1)	4778	3:19
* Apr 04, 2014	BAYLOR	w 5-4	9	24-7-0	4-3-0	Duke (W 2-0)	5868	3:18
* Apr 05, 2014	BAYLOR	w 6-3	9	25-7-0	5-3-0	D. Peters (W 4-2)	6854	3:10
* Apr 06, 2014	BAYLOR	w 4-0	9	26-7-0	6-3-0	Thornhill (W 5-0)	5597	2:51
Apr 08, 2014	#21 RICE	L 2-7	9	26-8-0	6-3-0	Schiraldi (L 5-2)	5907	3:00
* Apr 11, 2014	at #26 Oklahoma	w 10-8	(10)	27-8-0	7-3-0	Cooper (W 3-1)	2011	3:24
* Apr 12, 2014	at #26 Oklahoma	w 7-2	9	28-8-0	8-3-0	D. Peters (W 5-2)	4102	2:48
* Apr 13, 2014	at #26 Oklahoma	w 8-1	9	29-8-0	9-3-0	Thornhill (W 6-0)	1156	4:38
Apr 15, 2014	UT - ARLINGTON	w 10-2	9	30-8-0	9-3-0	Hollingswrth (W 1-0)	5083	2:46
* Apr 17, 2014	TEXAS CHRISTIAN	L 0-3	9	30-9-0	9-4-0	French (L 4-3)	5435	2:53
* Apr 18, 2014	TEXAS CHRISTIAN	L 0-2	9	30-10-0	9-5-0	D. Peters (L 5-3)	6757	3:02
* Apr 19, 2014	TEXAS CHRISTIAN	L 1-3	9	30-11-0	9-6-0	Thornhill (L 6-1)	7535	3:11
Apr 22, 2014	UTPA	w 5-4	9	31-11-0	9-6-0	Cooper (W 4-1)	4792	3:41
* Apr 25, 2014	#21 OKLAHOMA STATE	w 3-0	9	32-11-0	10-6-0	French (W 5-3)	6230	2:20
* Apr 26, 2014	#21 OKLAHOMA STATE	L 1-2	9	32-12-0	10-7-0	Cooper (L 4-2)	6388	3:17
* Apr 27, 2014	#21 OKLAHOMA STATE	L 3-8	9	32-13-0	10-8-0	Thornhill (L 6-2)	6247	2:53
Apr 29, 2014	PRAIRIE VIEW A&M	w 6-3	9	33-13-0	10-8-0	Schiraldi (W 6-2)	4881	2:32

\* = Conference game

() extra inning game

**2014 Texas Longhorns Baseball**  
**Team Game-by-Game for Texas Longhorns (as of May 01, 2014)**  
**Batting (All games)**

Date	Opponent	ab	r	h	rbi	2b	3b	hr	tb	bb	ibb	sb	cs	hbp	sac	sf	gdp	k	po	a	e	lob	avg
Feb 14	at California	33	0	8	0	1	0	0	9	1	0	0	0	0	1	0	1	5	24	12	5	8	.242
Feb 15	at California	32	1	9	1	1	0	0	10	1	0	0	0	0	2	1	1	9	24	12	1	8	.262
Feb 15	at California	32	6	6	5	0	0	1	9	6	0	1	0	0	2	0	0	2	27	10	0	7	.237
Feb 16	at California	32	5	8	5	0	1	1	13	4	0	0	0	0	1	1	1	3	27	17	0	6	.240
Feb 18	TEXAS A&M - CC	33	10	11	5	1	1	0	14	1	0	2	2	3	1	1	0	6	24	10	1	6	.259
Feb 21	STANFORD	34	9	13	9	3	1	0	18	4	0	0	0	0	2	1	1	7	27	10	0	8	.281
Feb 22	STANFORD	30	4	6	2	0	1	0	8	7	0	1	1	0	1	0	0	2	27	15	0	8	.270
Feb 23	STANFORD	30	5	7	4	1	1	0	10	9	0	1	0	0	0	1	2	1	24	13	0	11	.266
Feb 25	UTPA	31	2	4	2	0	0	0	4	8	0	0	1	1	2	1	0	4	33	16	0	9	.251
Feb 28	vs Rice	26	2	6	2	2	0	0	8	3	0	2	0	0	4	0	0	8	27	10	1	7	.249
Mar 01	vs Houston Cougars	29	3	4	2	1	0	0	5	1	0	0	0	0	1	0	0	8	27	12	2	4	.240
Mar 02	vs Sam Houston State	31	3	10	3	1	0	0	11	6	1	0	0	2	4	1	0	2	27	10	3	14	.247
Mar 04	VALPARAISO	33	7	9	7	1	0	0	10	4	0	2	0	0	2	0	0	3	27	10	0	8	.249
Mar 07	HAWAII	32	3	9	3	1	1	0	12	1	0	0	0	0	1	0	0	8	27	13	1	7	.251
Mar 08	HAWAII	24	1	2	1	0	0	0	2	4	0	0	0	0	0	0	0	2	21	10	2	6	.242
Mar 08	HAWAII	30	3	7	3	0	1	0	9	4	0	2	0	0	1	0	0	7	27	13	0	8	.242
Mar 09	HAWAII	29	4	8	3	0	0	0	8	8	0	3	0	0	3	0	1	1	27	8	0	12	.244
Mar 11	at Texas State	33	6	9	5	0	2	1	16	1	0	1	1	1	1	2	0	8	27	7	1	5	.245
*Mar 14	KANSAS	31	2	6	2	2	0	0	8	2	0	0	0	0	1	0	1	5	27	11	0	5	.243
*Mar 15	KANSAS	29	2	5	1	0	0	0	5	0	0	1	1	0	0	0	0	4	27	12	1	3	.239
*Mar 16	KANSAS	32	1	6	1	3	0	0	9	2	1	0	0	0	1	0	0	4	27	14	1	7	.237
Mar 18	DALLAS BAPTIST	30	5	10	5	2	1	0	14	5	0	1	0	2	3	0	0	6	27	13	0	11	.241
Mar 21	COLUMBIA	35	7	13	6	3	1	0	18	3	1	1	0	0	1	0	1	4	27	9	1	8	.248
Mar 22	COLUMBIA	27	6	6	5	0	0	0	6	6	0	0	0	2	3	0	0	3	27	12	0	8	.247
Mar 22	COLUMBIA	34	11	13	9	4	0	0	17	7	0	2	0	1	2	2	0	4	27	14	0	11	.253
Mar 25	TEXAS STATE	30	5	10	5	2	0	1	15	5	0	0	0	0	3	1	0	5	27	10	0	10	.256
*Mar 28	at Texas Tech	43	11	16	11	4	0	1	23	5	0	1	0	4	0	0	0	8	27	12	0	14	.262
*Mar 29	at Texas Tech	39	4	15	4	2	0	1	20	4	0	2	0	0	1	0	2	5	24	11	2	13	.267
*Mar 30	at Texas Tech	48	5	13	4	2	0	1	18	6	1	3	1	1	1	0	0	10	36	17	1	15	.267
Apr 1	at Rice	35	5	10	4	1	0	0	11	8	0	1	0	0	1	2	1	7	27	11	0	14	.268
*Apr 04	BAYLOR	33	5	6	4	3	0	0	9	4	0	3	0	0	2	0	0	6	27	17	1	8	.265
*Apr 05	BAYLOR	30	6	12	6	4	0	0	16	2	0	0	0	1	4	2	0	2	27	9	1	9	.269
*Apr 06	BAYLOR	29	4	7	4	1	0	0	8	7	0	0	1	0	3	0	0	2	27	10	0	11	.268
Apr 08	RICE	25	2	1	2	0	0	0	1	7	0	1	0	2	0	0	3	7	27	11	1	5	.263
*Apr 11	at Oklahoma	37	10	11	9	4	0	1	18	8	0	1	0	1	2	0	1	7	30	9	4	8	.264
*Apr 12	at Oklahoma	36	7	10	7	0	0	0	10	4	0	2	0	1	1	0	0	5	27	13	1	8	.264
*Apr 13	at Oklahoma	43	8	15	6	5	1	1	25	3	0	0	0	2	0	0	0	6	27	13	0	13	.268
Apr 15	UT - ARLINGTON	28	10	8	9	1	1	1	14	8	0	3	0	2	3	1	0	4	27	10	2	8	.268
*Apr 17	TEXAS CHRISTIAN	30	0	4	0	1	0	0	5	1	0	1	0	0	1	0	0	13	27	12	2	5	.265
*Apr 18	TEXAS CHRISTIAN	32	0	4	0	0	0	0	4	3	0	0	0	1	0	0	0	10	27	5	0	9	.261
*Apr 19	TEXAS CHRISTIAN	32	1	9	1	0	0	0	9	2	0	0	0	1	1	0	2	5	27	11	0	8	.262
Apr 22	UTPA	32	5	9	4	1	0	1	13	8	0	2	0	1	1	0	0	5	27	10	1	13	.262
*Apr 25	OKLAHOMA STATE	27	3	7	3	0	0	0	7	7	0	2	0	1	2	0	1	0	27	12	0	10	.262
*Apr 26	OKLAHOMA STATE	28	1	2	1	0	0	0	2	8	0	1	0	0	1	0	0	4	27	13	1	9	.258
*Apr 27	OKLAHOMA STATE	37	3	9	3	2	0	1	14	3	0	3	0	1	0	0	0	3	27	7	2	11	.258
Apr 29	PRAIRIE VIEW A&M	27	6	6	6	2	0	0	8	8	0	5	0	0	4	0	0	0	27	10	1	9	.257
Totals		1473	209	379	184	62	13	12	503	209	4	51	8	31	71	17	19	230	1239	526	40	405	.257



2014 Texas Longhorns Baseball  
Team Game-by-Game for Texas Longhorns (as of May 01, 2014)  
Pitching (All games)

Date	Opponent	ip	h	r	er	bb	so	2b	3b	hr	wp	bk	hbp	dp	ibb	score	w-l	sv	era
Feb 14	at California	8.0	10	7	1	3	6	2	0	0	1	0	2	1	0	0-7	0-1	0	1.12
Feb 15	at California	8.0	7	2	1	2	1	1	0	0	0	0	0	1	0	1-2	0-2	0	1.12
Feb 15	at California	9.0	6	2	2	5	6	1	0	0	0	0	0	1	0	6-2	1-2	0	1.44
Feb 16	at California	9.0	4	0	0	3	3	0	0	0	0	0	0	1	0	5-0	2-2	0	1.06
Feb 18	TEXAS A&M - CC	8.0	7	0	0	4	6	1	0	0	2	0	1	1	0	10-0	3-2	0	0.86
Feb 21	STANFORD	9.0	9	3	3	2	11	1	0	0	0	1	1	0	0	9-3	4-2	0	1.24
Feb 22	STANFORD	9.0	10	3	3	2	3	2	0	0	0	0	0	2	0	4-3	5-2	0	1.50
Feb 23	STANFORD	8.0	11	11	11	8	6	3	1	1	1	1	2	2	0	5-11	5-3	0	2.78
Feb 25	UTPA	11.0	10	1	1	5	6	2	0	0	0	0	0	1	0	2-1	6-3	0	2.51
Feb 28	vs Rice	9.0	6	0	0	1	8	1	0	0	0	0	0	1	0	2-0	7-3	1	2.25
Mar 01	vs Houston Cougars	9.0	9	2	1	2	7	1	0	0	0	0	0	0	0	3-2	8-3	2	2.13
Mar 02	vs Sam Houston State	9.0	8	2	1	3	8	0	1	0	1	0	0	1	0	3-2	9-3	2	2.04
Mar 04	VALPARAISO	9.0	4	1	1	6	7	0	0	0	2	0	0	0	0	7-1	10-3	2	1.96
Mar 07	HAWAII	9.0	5	2	1	2	6	0	0	0	0	0	0	1	0	3-2	11-3	3	1.89
Mar 08	HAWAII	7.0	7	6	4	1	5	1	0	0	1	0	2	0	0	1-6	11-4	3	2.06
Mar 08	HAWAII	9.0	3	2	2	4	5	0	0	0	0	0	0	1	0	3-2	12-4	3	2.06
Mar 09	HAWAII	9.0	4	1	1	3	3	0	0	0	1	0	0	2	0	4-1	13-4	4	1.99
Mar 11	at Texas State	9.0	7	3	3	3	10	0	0	0	1	0	0	0	0	6-3	14-4	5	2.05
*Mar 14	KANSAS	9.0	10	3	3	3	6	0	0	0	1	0	2	1	0	2-3	14-5	5	2.10
*Mar 15	KANSAS	9.0	6	1	1	1	4	1	0	0	0	0	0	0	0	2-1	15-5	6	2.05
*Mar 16	KANSAS	9.0	6	6	5	6	6	1	0	0	1	0	2	0	1	1-6	15-6	6	2.19
Mar 18	DALLAS BAPTIST	9.0	2	0	0	3	4	0	0	0	0	0	2	3	0	5-0	16-6	6	2.09
Mar 21	COLUMBIA	9.0	12	3	1	4	2	4	0	0	1	1	0	1	0	7-3	17-6	7	2.04
Mar 22	COLUMBIA	9.0	6	1	1	5	7	2	0	0	0	0	0	2	0	6-1	18-6	7	2.00
Mar 22	COLUMBIA	9.0	5	0	0	1	4	0	0	0	0	0	0	1	0	11-0	19-6	7	1.91
Mar 25	TEXAS STATE	9.0	2	1	1	3	8	0	0	0	0	0	0	0	0	5-1	20-6	7	1.88
*Mar 28	at Texas Tech	9.0	7	1	1	2	2	0	0	0	0	0	1	2	0	11-1	21-6	7	1.85
*Mar 29	at Texas Tech	8.0	11	8	6	3	3	2	0	0	3	0	2	1	0	4-8	21-7	7	2.00
*Mar 30	at Texas Tech	12.0	8	2	2	6	8	1	0	0	2	1	1	2	1	5-2	22-7	7	1.98
Apr 1	at Rice	9.0	7	2	2	3	3	0	0	0	3	0	0	2	0	5-2	23-7	8	1.98
*Apr 04	BAYLOR	9.0	8	4	4	6	6	1	1	0	1	0	2	2	0	5-4	24-7	8	2.05
*Apr 05	BAYLOR	9.0	8	3	2	1	12	2	0	0	1	0	0	0	0	6-3	25-7	9	2.05
*Apr 06	BAYLOR	9.0	3	0	0	2	4	1	0	0	0	0	0	0	0	4-0	26-7	9	1.98
Apr 08	RICE	9.0	13	7	7	5	4	1	0	0	2	0	1	2	0	2-7	26-8	9	2.13
*Apr 11	at Oklahoma	10.0	9	8	3	3	6	3	0	0	1	0	0	1	0	10-8	27-8	10	2.15
*Apr 12	at Oklahoma	9.0	8	2	2	4	4	2	0	0	0	0	0	1	0	7-2	28-8	10	2.15
*Apr 13	at Oklahoma	9.0	5	1	1	1	6	1	0	0	0	0	0	1	0	8-1	29-8	10	2.11
Apr 15	UT - ARLINGTON	9.0	6	2	2	3	4	1	0	0	0	0	1	1	0	10-2	30-8	10	2.11
*Apr 17	TEXAS CHRISTIAN	9.0	6	3	2	4	5	1	0	0	0	0	2	2	0	0-3	30-9	10	2.11
*Apr 18	TEXAS CHRISTIAN	9.0	9	2	2	2	8	1	1	0	0	0	0	0	0	0-2	30-10	10	2.11
*Apr 19	TEXAS CHRISTIAN	9.0	7	3	3	2	8	3	0	0	1	0	1	0	0	1-3	30-11	10	2.13
Apr 22	UTPA	9.0	10	4	3	4	9	1	0	0	0	0	0	1	0	5-4	31-11	11	2.15
*Apr 25	OKLAHOMA STATE	9.0	2	0	0	3	5	0	0	0	0	0	0	0	0	3-0	32-11	12	2.10
*Apr 26	OKLAHOMA STATE	9.0	8	2	1	2	8	1	0	0	3	0	2	0	0	1-2	32-12	12	2.07
*Apr 27	OKLAHOMA STATE	9.0	10	8	8	4	9	0	0	2	0	0	0	1	0	3-8	32-13	12	2.21
Apr 29	PRAIRIE VIEW A&M	9.0	8	3	3	3	12	1	1	0	0	0	0	1	0	6-3	33-13	13	2.22
Totals		413.0	329	128	102	148	274	47	5	3	30	4	27	44	2	209-128	33-13	13	2.22

**2014 Texas Longhorns Baseball**  
**Games Summary for Texas Longhorns (as of May 01, 2014)**  
**(All games)**

<b>Score by innings</b>	<b>1</b>	<b>2</b>	<b>3</b>	<b>4</b>	<b>5</b>	<b>6</b>	<b>7</b>	<b>8</b>	<b>9</b>	<b>EX</b>	<b>Total</b>
Texas Longhorns	29	21	20	24	29	27	18	21	14	6	209
Opponents	13	18	22	9	24	11	9	11	11	0	128

**Record when ...**

Overall	33-13	After 6 leading	26-1
Conference	10-8	..... trailing	4-11
Non-Conference	23-5	..... tied	3-1
Home games	21-10	After 7 leading	26-0
Away games	9-3	..... trailing	2-11
Neutral site	3-0	..... tied	5-1
Day games	13-8	After 8 leading	28-0
Night games	20-5	..... trailing	2-10
vs Left starter	12-6	..... tied	2-1
vs Right starter	21-7		
1-Run games	9-3	Hit 0 home runs	23-11
2-Run games	2-2	... 1 home run	10-2
5+Run games	11-6	... 2+ home runs	0-0
Extra innings	3-0		
Shutouts	7-3	Opponent 0 home runs	33-11
		..... 1 home run	0-1
Scoring 0-2 runs	3-10	..... 2+ HRs	0-1
..... 3-5 runs	15-3		
..... 6-9 runs	10-0	Made 0 errors	17-4
..... 10+ runs	5-0	.... 1 error	12-4
		.... 2+ errors	4-5
Opponent 0-2 runs	24-3		
..... 3-5 runs	8-3	Opp. made 0 errors	11-6
..... 6-9 runs	1-6	..... 1 error	13-5
..... 10+ runs	0-1	..... 2+ errors	9-2
Scored in 1st inning	17-2	Out-hit opponent	23-3
Opp. scored in 1st	6-3	Out-hit by opponent	7-9
Scores first	22-4	Hits are tied	3-1
Opp. scores first	11-9		

**Record when team scores:**

Runs	0	1	2	3	4	5	6	7	8	9	10+
W-L	0-3	0-5	3-2	5-1	3-1	7-1	5-0	3-0	1-0	1-0	5-0

**Record when opponent scores:**

Runs	0	1	2	3	4	5	6	7	8	9	10+
W-L	7-0	8-0	9-3	6-3	2-0	0-0	0-2	0-2	1-2	0-0	0-1

**Record when leading after:**

Inn.	1	2	3	4	5	6	7	8
W-L	16-1	16-3	16-2	24-2	25-1	26-1	26-0	28-0

**Record when trailing after:**

Inn.	1	2	3	4	5	6	7	8
W-L	5-3	7-6	5-8	4-8	5-9	4-11	2-11	2-10

**Record when tied after:**

Inn.	1	2	3	4	5	6	7	8
W-L	12-9	10-4	12-3	5-3	3-3	3-1	5-1	2-1

Current winning streak: 1  
Longest winning streak: 6  
Longest losing streak: 3

Home attendance : 173389 ( 31 dates avg = 5593 )  
Away attendance : 50844 ( 15 dates avg = 3389 )  
Total attendance: 224233 ( 46 dates avg = 4874 )

**2014 Texas Longhorns Baseball**  
**Miscellaneous Stats for Texas Longhorns (as of May 01, 2014)**  
**(All games)**

<b>Multiple Hit Games</b>	<b>2</b>	<b>3</b>	<b>4</b>	<b>5+</b>	<b>Total</b>
2 Payton, Mark	10	5	1	-	16
14 Johnson, Ben	12	1	-	-	13
50 Gurwitz, Zane	11	1	1	-	13
9 Hinojosa, C.J	10	2	-	-	12
8 Marlow, Brooks	10	-	1	-	11
1 Barrera, Tres	6	3	1	-	10
4 Shaw, Collin	7	1	-	-	8
42 Clemens, Kacy	5	1	-	-	6
33 Montalbano, Jerem	2	1	-	-	3
12 Felts, Jacob	2	-	-	-	2
35 Carter, Madison	-	2	-	-	2
TEAM	75	17	4	0	96

<b>Multiple RBI Games</b>	<b>2</b>	<b>3</b>	<b>4</b>	<b>5+</b>	<b>Total</b>
2 Payton, Mark	5	3	-	-	8
1 Barrera, Tres	4	1	1	-	6
14 Johnson, Ben	4	2	-	-	6
9 Hinojosa, C.J	5	1	-	-	6
50 Gurwitz, Zane	3	1	-	-	4
8 Marlow, Brooks	2	-	-	-	2
42 Clemens, Kacy	2	-	-	-	2
5 McGuire, Andy	2	-	-	-	2
4 Shaw, Collin	-	1	-	-	1
33 Montalbano, Jerem	1	-	-	-	1
12 Felts, Jacob	1	-	-	-	1
TEAM	29	9	1	0	39

<b>Hitting Streaks</b>	<b>Longest</b>	<b>Current</b>
2 Payton, Mark	9	-
1 Barrera, Tres	9	2
14 Johnson, Ben	8	3
9 Hinojosa, C.J	7	1
8 Marlow, Brooks	6	2
42 Clemens, Kacy	5	-
33 Montalbano, Jerem	4	-
12 Felts, Jacob	4	-
4 Shaw, Collin	4	-
50 Gurwitz, Zane	4	-
5 McGuire, Andy	3	-
35 Carter, Madison	3	-

<b>Reached Base Streaks</b>	<b>Longest</b>	<b>Current</b>
2 Payton, Mark	46	46
1 Barrera, Tres	16	6
4 Shaw, Collin	14	6
8 Marlow, Brooks	12	3
9 Hinojosa, C.J	12	1
42 Clemens, Kacy	10	-
35 Carter, Madison	10	-
50 Gurwitz, Zane	9	1
14 Johnson, Ben	9	3
5 McGuire, Andy	4	-
33 Montalbano, Jerem	4	-
12 Felts, Jacob	4	2
11 Silver, Alex	2	-

**2014 Texas Longhorns Baseball**  
**Individual Game-by-Game for Texas Longhorns (as of May 01, 2014)**

#14 Johnson, Ben - 46 games (All games)

Date	Opponent	Pos	AB	R	H	RBI	2B	3B	HR	BB	SB	CS	HBP	SAC	SF	GDP	K	PO	A	E	Avg
Feb 14	at California	*of	4	0	0	0	0	0	0	0	0	0	0	0	0	0	1	0	0	0	.000
Feb 15	at California-1	*of	3	0	1	1	0	0	0	0	0	0	0	0	1	0	0	1	0	0	.143
Feb 15	at California-2	*of	4	0	1	1	0	0	0	0	0	0	0	0	0	0	0	3	0	0	.182
Feb 16	at California	*of/of	2	0	0	0	0	0	0	2	0	0	0	0	0	0	1	3	0	0	.154
Feb 18	TEXAS A&M - CC	*of	3	2	1	0	0	0	0	0	1	0	1	0	0	0	1	2	0	0	.188
Feb 21	STANFORD	*of	4	2	1	0	1	0	0	0	0	0	0	0	0	0	1	2	0	0	.200
Feb 22	STANFORD	*of	2	1	1	0	0	1	0	2	0	0	0	0	0	0	0	2	0	0	.227
Feb 23	STANFORD	*of	2	2	1	0	0	1	0	2	0	0	0	0	0	0	0	1	0	0	.250
Feb 25	UTPA	*of	2	0	0	1	0	0	0	1	0	0	0	0	1	0	0	4	0	0	.231
Feb 28	vs Rice	*of	3	0	2	1	1	0	0	0	1	0	0	0	0	0	0	3	0	0	.276
Mar 01	vs Houston Cougars	*of	3	0	0	1	0	0	0	0	0	0	0	0	0	0	1	1	0	0	.250
Mar 02	vs Sam Houston State	*of	3	0	0	0	0	0	0	2	0	0	0	0	0	0	1	3	2	0	.229
Mar 04	VALPARAISO	*of	3	2	2	2	0	0	0	0	1	1	0	0	0	0	0	4	0	0	.263
Mar 07	HAWAII	*of	4	0	0	0	0	0	0	0	0	0	0	0	0	0	2	1	0	0	.238
Mar 08	HAWAII	*of	3	0	0	0	0	0	0	0	0	0	0	0	0	0	0	0	0	0	.222
Mar 08	HAWAII-2	*of	1	1	0	0	0	0	0	2	1	0	0	1	0	0	1	5	0	0	.217
Mar 09	HAWAII	*of	4	0	1	0	0	0	0	0	0	0	0	0	0	0	0	5	0	0	.220
Mar 11	at Texas State	*of	3	2	2	3	0	0	1	0	0	0	0	0	2	0	0	0	0	0	.245
Mar 14	KANSAS	*of	4	0	1	0	1	0	0	0	0	0	0	0	0	0	0	1	0	0	.246
Mar 15	KANSAS	*of	4	1	1	0	0	0	0	0	0	0	0	0	0	0	0	1	0	0	.246
Mar 16	KANSAS	*of	4	1	2	0	0	0	0	0	0	0	0	0	0	0	1	0	0	0	.262
Mar 18	DALLAS BAPTIST	*of	4	1	0	0	0	0	0	0	1	0	0	1	0	0	1	1	0	0	.246
Mar 21	COLUMBIA	*of	4	0	1	1	0	0	0	0	0	0	0	1	0	0	0	2	1	0	.247
Mar 22	COLUMBIA-1	*of	2	1	1	0	0	0	0	2	0	0	1	0	0	0	0	1	0	0	.253
Mar 22	COLUMBIA-2	*of	3	1	2	2	0	0	0	0	0	0	0	1	1	0	1	3	0	0	.269
Mar 25	TEXAS STATE	*of	4	2	2	1	0	0	1	1	0	0	0	0	0	0	1	3	0	0	.280
Mar 28	at Texas Tech	*of	5	1	1	0	0	0	0	0	0	0	1	0	0	0	1	1	0	0	.276
Mar 29	at Texas Tech	*of	4	0	2	1	0	0	0	1	0	0	0	0	0	0	0	2	0	0	.286
Mar 30	at Texas Tech	*of	6	2	3	1	1	0	1	1	0	0	0	0	0	0	0	4	0	0	.299
Apr 1	at Rice	*of	5	0	2	0	0	0	0	0	1	0	0	0	0	0	0	3	0	0	.304
Apr 04	BAYLOR	*of	5	0	0	0	0	0	0	0	0	0	0	0	0	0	1	1	0	0	.290
Apr 05	BAYLOR	*of	2	1	1	0	0	0	0	0	0	0	1	2	0	0	0	2	0	1	.294
Apr 06	BAYLOR	*of	5	1	1	0	0	0	0	0	0	0	0	0	0	0	0	3	0	0	.289
Apr 08	RICE	*of	1	0	1	1	0	0	0	1	1	0	2	0	0	0	0	1	0	0	.296
Apr 11	at Oklahoma	*of	4	2	1	1	1	0	0	1	1	0	1	0	0	0	1	4	0	1	.294
Apr 12	at Oklahoma	*of	4	1	1	0	0	0	0	1	1	0	0	0	0	0	0	2	0	0	.293
Apr 13	at Oklahoma	*of	5	0	1	2	0	1	0	0	0	0	1	0	0	0	1	2	0	0	.289
Apr 15	UT - ARLINGTON	*of	3	4	2	3	0	0	1	1	1	0	1	0	0	0	0	2	0	0	.298
Apr 17	TEXAS CHRISTIAN	*of	4	0	0	0	0	0	0	0	0	0	0	0	0	0	1	0	0	0	.289
Apr 18	TEXAS CHRISTIAN	*of	3	0	1	0	0	0	0	1	0	0	0	0	0	0	1	2	0	0	.290
Apr 19	TEXAS CHRISTIAN	*of	3	0	0	0	0	0	0	0	0	0	0	1	0	0	0	2	0	0	.284
Apr 22	UTPA	*of	3	1	2	2	0	0	1	2	1	0	0	0	0	0	0	2	0	0	.292
Apr 25	OKLAHOMA STATE	*of	4	0	0	0	0	0	0	0	0	0	0	0	0	0	0	4	0	0	.284
Apr 26	OKLAHOMA STATE	*of	4	0	1	0	0	0	0	0	0	0	0	0	0	0	1	2	0	0	.283
Apr 27	OKLAHOMA STATE	*of	4	1	2	0	0	0	0	0	2	0	1	0	0	0	0	3	0	0	.288
Apr 29	PRAIRIE VIEW A&M	*of	4	2	2	0	1	0	0	1	3	0	0	0	0	0	0	1	0	0	.294
Totals		46gs	160	35	47	25	6	3	5	25	16	0	10	7	5	0	20	95	3	2	.294

On base pct. .410 • Slugging pct. .463

**2014 Texas Longhorns Baseball**  
**Individual Game-by-Game for Texas Longhorns (as of May 01, 2014)**

#8 Marlow, Brooks - 46 games (All games)

Date	Opponent	Pos	AB	R	H	RBI	2B	3B	HR	BB	SB	CS	HBP	SAC	SF	GDP	K	PO	A	E	Avg
Feb 14	at California	*2b	4	0	1	0	0	0	0	0	0	0	0	0	0	0	0	1	3	0	.250
Feb 15	at California-1	*2b	4	0	1	0	0	0	0	0	0	0	0	0	0	0	0	2	6	1	.250
Feb 15	at California-2	*2b	3	1	0	0	0	0	0	1	0	0	0	1	0	0	0	2	2	0	.182
Feb 16	at California	*2b	4	1	1	1	0	0	0	1	0	0	0	0	0	0	1	1	7	0	.200
Feb 18	TEXAS A&M - CC	*2b	5	1	2	1	0	0	0	0	1	0	0	0	0	0	1	3	2	0	.250
Feb 21	STANFORD	*2b	4	2	1	1	0	0	0	1	0	0	0	0	0	0	1	2	4	0	.250
Feb 22	STANFORD	*2b	3	1	1	0	0	0	0	2	0	0	0	0	0	0	0	3	5	0	.259
Feb 23	STANFORD	*2b	3	0	1	1	0	0	0	1	0	0	0	0	1	0	0	2	4	0	.267
Feb 25	UTPA	*2b	5	0	2	0	0	0	0	0	0	1	0	0	0	0	1	2	4	0	.286
Feb 28	vs Rice	*2b	3	0	0	0	0	0	0	0	0	0	0	1	0	0	0	1	3	0	.263
Mar 01	vs Houston Cougars	*2b	4	1	1	0	0	0	0	0	0	0	0	0	0	0	2	3	0	0	.262
Mar 02	vs Sam Houston State	*2b	2	0	1	0	0	0	0	1	0	0	1	1	0	0	0	2	4	0	.273
Mar 04	VALPARAISO	*2b	3	0	2	0	0	0	0	2	0	0	0	0	0	0	0	1	1	0	.298
Mar 07	HAWAII	*2b	4	0	1	0	0	0	0	0	0	0	0	0	0	0	1	3	6	0	.294
Mar 08	HAWAII	*2b	3	1	0	0	0	0	0	1	0	0	0	0	0	0	1	1	3	0	.278
Mar 08	HAWAII-2	*2b	2	1	1	0	0	0	0	2	0	0	0	0	0	0	0	4	5	0	.286
Mar 09	HAWAII	*2b	3	0	0	0	0	0	0	1	0	0	0	1	0	0	0	2	5	0	.271
Mar 11	at Texas State	*2b	5	0	1	1	0	1	0	0	0	0	0	0	0	0	1	1	1	0	.266
Mar 14	KANSAS	*2b	3	1	0	0	0	0	0	1	0	0	0	0	0	0	0	3	2	0	.254
Mar 15	KANSAS	*2b	4	0	0	0	0	0	0	0	0	0	0	0	0	0	0	1	1	0	.239
Mar 16	KANSAS	*2b	4	0	0	0	0	0	0	0	0	0	0	0	0	0	0	0	1	0	.227
Mar 18	DALLAS BAPTIST	*2b	2	1	1	0	0	0	0	3	0	0	0	0	0	0	0	1	4	0	.234
Mar 21	COLUMBIA	*2b	4	1	2	1	0	0	0	1	0	0	0	0	0	0	1	3	1	0	.247
Mar 22	COLUMBIA-1	*2b	4	1	2	2	0	0	0	1	0	0	0	0	0	0	0	0	2	0	.259
Mar 22	COLUMBIA-2	*2b	4	2	1	0	0	0	0	2	1	0	0	0	0	0	0	3	2	0	.258
Mar 25	TEXAS STATE	*2b	3	1	0	0	0	0	0	1	0	0	0	1	0	0	0	0	1	0	.250
Mar 28	at Texas Tech	*2b	6	3	4	1	2	0	1	0	0	0	0	0	0	0	0	4	1	0	.276
Mar 29	at Texas Tech	*2b	3	1	0	0	0	0	0	2	0	0	0	0	0	1	0	3	4	0	.267
Mar 30	at Texas Tech	*2b	6	0	2	1	1	0	0	1	0	0	0	0	0	0	1	4	5	0	.271
Apr 1	at Rice	*2b	4	3	1	0	0	0	0	2	0	0	0	0	0	0	1	2	4	0	.270
Apr 04	BAYLOR	*2b	4	2	2	0	2	0	0	1	0	0	0	0	0	0	2	4	4	0	.278
Apr 05	BAYLOR	*2b	4	1	1	0	0	0	0	1	0	0	0	0	0	0	0	1	4	0	.277
Apr 06	BAYLOR	*2b	4	0	1	1	0	0	0	0	0	0	0	1	0	0	1	1	2	0	.276
Apr 08	RICE	*2b	4	0	0	0	0	0	0	0	0	0	0	0	0	0	1	4	4	0	.268
Apr 11	at Oklahoma	*2b	5	1	1	1	1	0	0	1	0	0	0	0	0	0	1	3	4	0	.265
Apr 12	at Oklahoma	*2b	5	0	1	0	0	0	0	0	0	0	0	0	0	0	1	3	4	1	.263
Apr 13	at Oklahoma	*2b	5	2	1	2	0	0	1	1	0	0	0	0	0	0	1	2	2	0	.261
Apr 15	UT - ARLINGTON	*2b	4	0	0	0	0	0	0	0	0	0	0	1	0	0	1	3	2	0	.253
Apr 17	TEXAS CHRISTIAN	*2b	4	0	1	0	0	0	0	0	0	0	0	0	0	0	2	3	2	0	.253
Apr 18	TEXAS CHRISTIAN	*2b	4	0	0	0	0	0	0	0	0	0	0	0	0	0	1	1	3	0	.247
Apr 19	TEXAS CHRISTIAN	*2b	4	1	2	0	0	0	0	0	0	0	0	0	0	0	0	5	0	0	.253
Apr 22	UTPA	*2b	4	1	2	0	0	0	0	1	0	0	0	0	0	0	0	1	5	0	.259
Apr 25	OKLAHOMA STATE	*2b	5	0	0	0	0	0	0	0	0	0	0	0	0	0	0	1	4	0	.251
Apr 26	OKLAHOMA STATE	*2b	4	0	0	0	0	0	0	1	0	0	0	0	0	0	1	1	2	0	.246
Apr 27	OKLAHOMA STATE	*2b	4	0	2	0	1	0	0	1	1	0	0	0	0	0	0	0	2	0	.251
Apr 29	PRAIRIE VIEW A&M	*2b	4	0	1	1	0	0	0	1	0	0	0	0	0	0	0	1	6	0	.251
Totals		46gs	179	31	45	15	7	1	2	35	3	1	1	7	1	1	24	93	146	2	.251

On base pct. .375 • Slugging pct. .335



**2014 Texas Longhorns Baseball**  
**Individual Game-by-Game for Texas Longhorns (as of May 01, 2014)**

#1 Barrera, Tres - 44 games (All games)

Date	Opponent	Pos	AB	R	H	RBI	2B	3B	HR	BB	SB	CS	HBP	SAC	SF	GDP	K	PO	A	E	Avg
Feb 14	at California	*dh	4	0	1	0	0	0	0	0	0	0	0	0	0	1	2	0	0	0	.250
Feb 15	at California-1	*dh	4	0	0	0	0	0	0	0	0	0	0	0	0	0	2	0	0	0	.125
Feb 15	at California-2	*dh	4	0	0	0	0	0	0	0	0	0	0	0	0	0	0	0	0	0	.083
Feb 16	at California	*c	4	1	1	0	0	0	0	0	0	0	0	0	0	1	0	3	0	0	.125
Feb 18	TEXAS A&M - CC	*c	3	1	0	0	0	0	0	0	0	0	1	0	0	0	0	7	0	0	.105
Feb 21	STANFORD	*dh	4	0	1	0	0	0	0	0	0	0	0	0	0	0	0	0	0	0	.130
Feb 22	STANFORD	*dh	4	0	0	0	0	0	0	0	0	0	0	0	0	0	0	0	0	0	.111
Feb 23	STANFORD	*c	4	1	1	0	0	0	0	0	0	0	0	0	0	0	0	7	0	0	.129
Feb 25	UTPA	*c	3	0	0	0	0	0	0	1	0	0	0	0	0	0	2	5	2	0	.118
Feb 28	vs Rice	*dh	3	1	1	1	1	0	0	0	0	0	0	0	0	0	0	0	0	0	.135
Mar 01	vs Houston Cougars	*dh	2	0	0	0	0	0	0	0	0	0	0	1	0	0	1	0	0	0	.128
Mar 04	VALPARAISO	*c	3	0	1	1	0	0	0	0	0	0	0	1	0	0	0	7	0	0	.143
Mar 08	HAWAII	ph	1	0	0	0	0	0	0	0	0	0	0	0	0	0	0	0	0	0	.140
Mar 08	HAWAII-2	*c	3	0	0	0	0	0	0	0	0	0	0	0	0	0	1	2	3	0	.130
Mar 09	HAWAII	ph	1	0	0	0	0	0	0	0	0	0	0	0	0	0	0	0	0	0	.128
Mar 11	at Texas State	*c	4	1	3	0	0	1	0	0	0	0	0	0	0	0	0	10	0	0	.176
Mar 14	KANSAS	*1b	4	0	2	1	0	0	0	0	0	0	0	0	0	0	0	8	1	0	.200
Mar 15	KANSAS	*c	3	0	1	0	0	0	0	0	0	0	0	0	0	0	0	4	2	0	.207
Mar 16	KANSAS	*c	3	0	0	0	0	0	0	1	0	0	0	0	0	0	0	5	0	0	.197
Mar 18	DALLAS BAPTIST	*c	4	1	2	0	1	0	0	0	0	0	0	0	0	0	1	4	1	0	.215
Mar 21	COLUMBIA	*1b	4	0	2	1	1	0	0	0	0	0	0	0	0	0	1	7	0	0	.232
Mar 22	COLUMBIA-1	*c	4	1	1	0	0	0	0	0	0	0	0	0	0	0	1	7	0	0	.233
Mar 22	COLUMBIA-2	*dh	5	2	4	2	0	0	0	0	0	0	0	0	0	0	0	0	0	0	.269
Mar 25	TEXAS STATE	*c	4	0	1	1	0	0	0	0	0	0	0	0	0	0	3	8	0	0	.268
Mar 28	at Texas Tech	*dh	4	2	3	3	2	0	0	0	0	0	2	0	0	0	1	0	0	0	.291
Mar 29	at Texas Tech	*1b/c	5	1	3	2	1	0	1	0	0	0	0	0	0	0	1	8	0	0	.308
Mar 30	at Texas Tech	*c	6	0	1	1	0	0	0	0	0	0	0	0	0	0	3	8	1	0	.299
Apr 1	at Rice	*c	4	0	1	2	0	0	0	0	0	0	0	0	1	1	0	3	0	0	.297
Apr 04	BAYLOR	*c	3	1	0	0	0	0	0	1	0	0	0	0	0	0	0	7	0	0	.288
Apr 05	BAYLOR	*c	4	2	2	0	2	0	0	0	0	0	0	0	0	0	0	10	2	0	.296
Apr 06	BAYLOR	*c	4	0	1	2	1	0	0	0	0	0	0	0	0	0	0	4	2	0	.295
Apr 08	RICE	*c	4	0	0	0	0	0	0	0	0	0	0	0	0	1	1	4	0	0	.284
Apr 11	at Oklahoma	*c	4	1	1	1	0	0	0	0	0	0	0	1	0	0	1	6	0	1	.283
Apr 12	at Oklahoma	*c	3	2	1	1	0	0	0	2	0	0	0	0	0	0	1	4	1	0	.285
Apr 13	at Oklahoma	*c	3	0	2	1	0	0	0	1	0	0	1	0	0	0	0	5	1	0	.294
Apr 15	UT - ARLINGTON	*c	3	1	2	4	0	1	0	2	0	0	0	0	0	0	0	5	0	0	.302
Apr 17	TEXAS CHRISTIAN	*c	4	0	1	0	0	0	0	0	0	0	0	0	0	0	2	4	1	1	.301
Apr 18	TEXAS CHRISTIAN	*c	4	0	0	0	0	0	0	0	0	0	0	0	0	0	2	8	1	0	.292
Apr 19	TEXAS CHRISTIAN	*c	3	0	0	0	0	0	0	0	0	0	1	0	0	1	0	7	3	0	.286
Apr 22	UTPA	*c	5	0	1	0	1	0	0	0	0	0	0	0	0	0	1	9	0	1	.283
Apr 25	OKLAHOMA STATE	*c	4	0	1	0	0	0	0	0	0	0	0	0	0	0	0	5	1	0	.282
Apr 26	OKLAHOMA STATE	*c	2	0	0	0	0	0	0	1	0	0	0	1	0	0	0	7	1	0	.278
Apr 27	OKLAHOMA STATE	*c	5	1	1	1	0	0	1	0	0	0	0	0	0	0	0	8	2	0	.276
Apr 29	PRAIRIE VIEW A&M	*c	3	1	1	1	0	0	0	1	0	0	0	0	0	0	0	12	0	0	.277
Totals		42qs	159	21	44	26	10	2	2	10	0	0	5	4	1	5	27	208	25	3	.277

On base pct. .337 • Slugging pct. .403

**2014 Texas Longhorns Baseball**  
**Individual Game-by-Game for Texas Longhorns (as of May 01, 2014)**

**#4 Shaw, Collin - 40 games (All games)**

Date	Opponent	Pos	AB	R	H	RBI	2B	3B	HR	BB	SB	CS	HBP	SAC	SF	GDP	K	PO	A	E	Avg
Feb 15	at California-2	*of	2	1	0	0	0	0	0	2	1	0	0	0	0	0	2	1	0	0	.000
Feb 22	STANFORD	of	1	1	0	0	0	0	0	0	0	0	0	0	0	0	0	0	0	0	.000
Feb 25	UTPA	pr/dh	1	0	0	0	0	0	0	0	0	0	0	0	0	0	0	0	0	0	.000
Mar 02	vs Sam Houston State	*of	3	1	2	1	0	0	0	0	0	0	0	0	1	0	1	2	0	0	.286
Mar 04	VALPARAISO	*of	4	0	1	1	0	0	0	0	0	0	0	0	0	0	1	1	0	0	.273
Mar 07	HAWAII	*of	3	0	1	1	0	0	0	0	0	0	0	0	0	0	0	0	0	0	.286
Mar 08	HAWAII	*of	2	0	0	0	0	0	0	0	0	0	0	0	0	0	0	0	0	0	.250
Mar 08	HAWAII-2	ph/of	1	0	1	0	0	0	0	0	1	0	0	0	0	0	0	0	0	0	.294
Mar 09	HAWAII	*of	3	1	2	0	0	0	0	0	1	0	0	0	0	0	0	2	0	0	.350
Mar 11	at Texas State	*of	3	2	2	1	0	0	0	0	1	1	1	0	0	0	0	4	0	0	.391
Mar 14	KANSAS	*of	2	0	0	0	0	0	0	1	0	0	0	0	0	0	2	2	0	0	.360
Mar 15	KANSAS	*of	3	0	1	1	0	0	0	0	0	1	0	0	0	0	0	3	0	0	.357
Mar 16	KANSAS	*of	4	0	1	0	1	0	0	0	0	0	0	0	0	0	1	2	0	0	.344
Mar 18	DALLAS BAPTIST	*of	3	0	1	1	1	0	0	0	0	0	1	0	0	0	1	1	0	0	.343
Mar 21	COLUMBIA	*of	4	1	3	3	0	1	0	0	0	0	0	0	0	0	1	4	0	0	.385
Mar 22	COLUMBIA-1	*of	4	0	0	0	0	0	0	0	0	0	0	0	0	0	1	0	0	0	.349
Mar 22	COLUMBIA-2	*of	3	1	0	1	0	0	0	1	0	0	0	0	1	0	1	1	0	0	.326
Mar 25	TEXAS STATE	*of	3	0	0	1	0	0	0	1	0	0	0	0	0	0	0	3	0	0	.306
Mar 28	at Texas Tech	*of	6	2	2	1	0	0	0	0	1	0	0	0	0	0	0	2	0	0	.309
Mar 29	at Texas Tech	*of	5	0	2	1	1	0	0	0	0	0	0	0	0	0	0	1	0	0	.317
Mar 30	at Texas Tech	*of	4	1	1	0	0	0	0	1	2	1	1	0	0	0	0	2	0	0	.312
Apr 1	at Rice	*of	5	0	1	0	0	0	0	0	0	0	0	0	0	0	1	1	0	0	.304
Apr 04	BAYLOR	*of	2	0	0	0	0	0	0	1	2	0	0	1	0	0	1	0	1	0	.296
Apr 05	BAYLOR	*of	3	0	1	1	0	0	0	0	0	0	0	1	0	0	1	2	0	0	.297
Apr 06	BAYLOR	*of	1	0	0	0	0	0	0	3	0	1	0	0	0	0	0	4	0	0	.293
Apr 08	RICE	*of	3	0	0	0	0	0	0	1	0	0	0	0	0	0	2	3	0	0	.282
Apr 11	at Oklahoma	*of	5	1	2	0	0	0	0	0	0	0	0	0	0	0	1	3	0	1	.289
Apr 12	at Oklahoma	*of	4	1	1	0	0	0	0	0	0	0	0	1	0	0	1	0	1	0	.287
Apr 13	at Oklahoma	*of	5	0	1	0	0	0	0	0	0	0	0	0	0	0	1	3	0	0	.283
Apr 15	UT - ARLINGTON	*of	3	0	1	1	0	0	0	0	0	0	1	0	1	0	0	1	0	0	.284
Apr 17	TEXAS CHRISTIAN	*of	4	0	0	0	0	0	0	0	0	0	0	0	0	0	3	3	0	0	.273
Apr 18	TEXAS CHRISTIAN	*of	4	0	0	0	0	0	0	0	0	0	0	0	0	0	0	3	0	0	.262
Apr 19	TEXAS CHRISTIAN	*of	2	0	1	1	0	0	0	2	0	0	0	0	0	0	0	1	0	0	.267
Apr 22	UTPA	*of	4	1	1	0	0	0	0	1	0	0	0	0	0	0	0	0	0	0	.266
Apr 25	OKLAHOMA STATE	*of	1	0	0	0	0	0	0	1	0	0	0	2	0	0	0	2	0	0	.264
Apr 26	OKLAHOMA STATE	*of	3	0	0	0	0	0	0	1	0	0	0	0	0	0	1	1	0	0	.257
Apr 27	OKLAHOMA STATE	*of	4	0	2	0	0	0	0	0	0	0	0	0	0	0	0	3	0	0	.265
Apr 29	PRAIRIE VIEW A&M	*of	2	1	0	0	0	0	0	2	0	0	0	0	0	0	0	1	0	0	.261
Totals		35gs	119	15	31	16	3	1	0	18	9	4	4	5	3	0	23	62	2	1	.261

On base pct. .368 • Slugging pct. .303

**#35 Carter, Madison - 21 games (All games)**

Date	Opponent	Pos	AB	R	H	RBI	2B	3B	HR	BB	SB	CS	HBP	SAC	SF	GDP	K	PO	A	E	Avg
Feb 25	UTPA	pr/3b	0	1	0	0	0	0	0	0	0	0	0	1	0	0	0	0	0	0	.000
Mar 08	HAWAII	ph	1	0	0	0	0	0	0	0	0	0	0	0	0	0	0	0	0	0	.000
Mar 11	at Texas State	3b	0	0	0	0	0	0	0	0	0	0	0	1	0	0	0	0	2	0	.000
Mar 14	KANSAS	3b	1	0	0	0	0	0	0	0	0	0	0	0	0	0	1	0	0	0	.000
Mar 16	KANSAS	ph	1	0	0	0	0	0	0	0	0	0	0	0	0	0	1	0	0	0	.000
Mar 29	at Texas Tech	ph	1	0	0	0	0	0	0	0	0	0	0	0	0	0	0	0	0	0	.000
Mar 30	at Texas Tech	*dh	6	1	3	1	0	0	0	0	0	0	0	0	0	0	1	0	0	0	.300
Apr 1	at Rice	*dh	3	0	0	0	0	0	0	1	0	0	0	1	0	0	2	0	0	0	.231
Apr 04	BAYLOR	*dh	3	1	1	1	0	0	0	0	1	0	0	1	0	0	0	0	0	0	.250
Apr 05	BAYLOR	*dh	3	1	3	0	1	0	0	0	0	0	0	1	0	0	0	0	0	0	.368
Apr 06	BAYLOR	*dh	3	0	1	0	0	0	0	1	0	0	0	0	0	0	1	0	0	0	.364
Apr 08	RICE	*dh	3	1	0	0	0	0	0	1	0	0	0	0	0	0	2	0	0	0	.320
Apr 11	at Oklahoma	*dh	3	2	1	1	0	0	0	2	0	0	0	0	0	1	0	0	0	0	.321
Apr 12	at Oklahoma	*dh	4	1	1	1	0	0	0	0	0	0	0	0	0	0	0	0	0	0	.312
Apr 13	at Oklahoma	*dh	3	1	1	0	0	0	0	0	0	0	0	0	0	0	1	0	0	0	.314
Apr 17	TEXAS CHRISTIAN	*dh	1	0	0	0	0	0	0	1	0	0	0	1	0	0	0	0	0	0	.306
Apr 27	OKLAHOMA STATE	*dh	4	0	0	0	0	0	0	0	0	0	0	0	0	0	0	0	0	0	.275
Apr 29	PRAIRIE VIEW A&M	*dh	2	0	0	1	0	0	0	0	0	0	0	2	0	0	0	0	0	0	.262
Totals		12gs	42	10	11	5	1	0	0	6	1	0	0	8	0	1	9	0	2	0	.262

On base pct. .354 • Slugging pct. .286

**2014 Texas Longhorns Baseball**  
**Individual Game-by-Game for Texas Longhorns (as of May 01, 2014)**

**#42 Clemens, Kacy - 44 games (All games)**

Date	Opponent	Pos	AB	R	H	RBI	2B	3B	HR	BB	SB	CS	HBP	SAC	SF	GDP	K	PO	A	E	Avg
Feb 14	at California	*1b	3	0	0	0	0	0	0	1	0	0	0	0	0	0	0	10	0	1	.000
Feb 15	at California-1	*1b	4	0	3	0	0	0	0	0	0	0	0	0	0	0	1	9	0	0	.429
Feb 15	at California-2	*1b	4	0	0	0	0	0	0	1	0	0	0	0	0	0	0	10	0	0	.273
Feb 16	at California	*1b	3	0	1	0	0	0	0	1	0	0	0	0	0	0	0	16	0	0	.286
Feb 18	TEXAS A&M - CC	*1b	4	1	1	0	0	0	0	0	0	0	0	0	0	0	2	8	0	0	.278
Feb 21	STANFORD	*1b	3	1	0	0	0	0	0	2	0	0	0	0	0	0	3	7	1	0	.238
Feb 22	STANFORD	*1b	3	0	1	0	0	0	0	0	0	0	0	1	0	0	0	13	2	0	.250
Feb 23	STANFORD	*1b	5	0	1	0	1	0	0	0	0	0	0	0	0	0	0	9	0	0	.241
Feb 25	UTPA	*1b	3	0	0	0	0	0	0	1	0	0	0	0	0	0	1	11	0	0	.219
Feb 28	vs Rice	*1b	3	1	2	0	0	0	0	1	0	0	0	0	0	0	1	13	1	0	.257
Mar 01	vs Houston Cougars	*1b	4	1	0	0	0	0	0	0	0	0	0	0	0	0	0	12	0	0	.231
Mar 02	vs Sam Houston State	*1b	4	0	2	1	0	0	0	1	0	0	0	0	0	0	0	7	0	1	.256
Mar 04	VALPARAISO	*1b	3	2	0	1	0	0	0	0	0	0	0	1	0	0	1	9	1	0	.239
Mar 07	HAWAII	*1b	3	0	1	0	0	0	0	1	0	0	0	0	0	0	2	13	0	1	.245
Mar 08	HAWAII	*1b	2	0	0	0	0	0	0	0	0	0	0	0	0	0	1	10	0	1	.235
Mar 08	HAWAII-2	*1b	4	1	2	1	0	0	0	0	0	0	0	0	0	0	1	8	1	0	.255
Mar 09	HAWAII	*1b	2	0	1	0	0	0	0	2	0	0	0	0	0	0	0	10	0	0	.263
Mar 11	at Texas State	*1b	4	0	0	0	0	0	0	0	0	0	0	0	0	0	2	7	0	0	.246
Mar 15	KANSAS	*1b	3	0	0	0	0	0	0	0	0	0	0	0	0	0	1	12	0	0	.234
Mar 16	KANSAS	*1b	3	0	0	0	0	0	0	0	0	0	0	0	0	0	0	15	0	0	.224
Mar 18	DALLAS BAPTIST	*1b	4	0	0	0	0	0	0	0	0	0	0	0	0	0	1	14	3	0	.211
Mar 22	COLUMBIA-1	*1b	2	2	1	0	0	0	0	2	0	0	0	0	0	0	0	10	3	0	.219
Mar 22	COLUMBIA-2	*1b	3	1	1	0	1	0	0	1	0	0	0	1	0	0	0	11	0	0	.224
Mar 25	TEXAS STATE	*1b	4	1	1	0	0	0	0	0	0	0	0	0	0	0	1	9	1	0	.225
Mar 28	at Texas Tech	*1b	3	0	1	0	0	0	0	2	0	0	0	0	0	0	2	10	0	0	.229
Mar 29	at Texas Tech	1b	1	0	1	0	0	0	0	0	0	0	0	0	0	0	0	1	0	1	.238
Mar 30	at Texas Tech	*1b	2	0	0	0	0	0	0	0	0	0	0	0	0	0	1	6	0	0	.233
Apr 1	at Rice	*1b	2	1	1	0	0	0	0	3	0	0	0	0	0	0	1	12	1	0	.239
Apr 04	BAYLOR	*1b	3	0	0	0	0	0	0	1	0	0	0	0	0	0	1	13	0	0	.231
Apr 05	BAYLOR	*1b	4	0	2	1	1	0	0	0	0	0	0	0	0	0	0	8	1	0	.242
Apr 06	BAYLOR	*1b	3	1	1	0	0	0	0	1	0	0	0	0	0	0	0	8	0	0	.245
Apr 08	RICE	*1b	1	0	0	0	0	0	0	2	0	0	0	0	0	0	1	9	0	0	.242
Apr 11	at Oklahoma	*1b	3	1	1	2	1	0	0	2	0	0	0	0	0	0	1	11	0	0	.245
Apr 12	at Oklahoma	*1b	4	0	1	2	0	0	0	0	0	0	0	0	0	0	0	12	0	0	.245
Apr 13	at Oklahoma	*1b	5	1	2	0	0	0	0	0	0	0	0	0	0	0	0	11	1	0	.252
Apr 15	UT - ARLINGTON	*1b	3	1	0	0	0	0	0	1	0	0	0	0	0	0	1	10	0	0	.246
Apr 17	TEXAS CHRISTIAN	*1b	3	0	0	0	0	0	0	0	0	0	0	0	0	0	2	12	0	0	.239
Apr 18	TEXAS CHRISTIAN	*1b	3	0	1	0	0	0	0	1	0	0	0	0	0	0	1	5	0	0	.242
Apr 19	TEXAS CHRISTIAN	*1b	4	0	1	0	0	0	0	0	0	0	0	0	0	0	1	8	1	0	.242
Apr 22	UTPA	*1b	3	0	0	0	0	0	0	1	0	0	0	0	0	0	0	11	0	0	.236
Apr 25	OKLAHOMA STATE	*1b	1	0	0	0	0	0	0	3	0	0	0	0	0	0	0	12	1	0	.234
Apr 26	OKLAHOMA STATE	*1b	3	0	0	0	0	0	0	1	0	0	0	0	0	0	1	10	1	0	.229
Apr 27	OKLAHOMA STATE	*1b	3	0	0	0	0	0	0	1	0	0	0	0	0	0	0	7	0	0	.224
Apr 29	PRAIRIE VIEW A&M	*1b	1	0	0	1	0	0	0	0	0	0	0	1	0	0	0	5	0	0	.222
Totals			43gs	135	16	30	9	4	0	33	0	0	0	4	0	0	31	434	19	5	.222

On base pct. .375 • Slugging pct. .252

**2014 Texas Longhorns Baseball**  
**Individual Game-by-Game for Texas Longhorns (as of May 01, 2014)**

**#12 Felts, Jacob - 18 games (All games)**

Date	Opponent	Pos	AB	R	H	RBI	2B	3B	HR	BB	SB	CS	HBP	SAC	SF	GDP	K	PO	A	E	Avg
Feb 15	at California-1	ph	1	0	0	0	0	0	0	0	0	0	0	0	0	1	0	0	0	0	.000
Feb 25	UTPA	c	1	0	1	1	0	0	0	0	0	0	0	0	0	0	0	1	0	0	.500
Mar 02	vs Sam Houston State	*dh	3	1	1	0	0	0	0	1	0	0	0	1	0	0	0	0	0	0	.400
Mar 04	VALPARAISO	*dh	4	1	1	1	1	0	0	0	0	0	0	0	0	0	0	0	0	0	.333
Mar 07	HAWAII	*dh	4	1	2	1	0	1	0	0	0	0	0	0	0	0	0	0	0	0	.385
Mar 08	HAWAII	*dh	3	0	0	0	0	0	0	0	0	0	0	0	0	0	0	0	0	0	.312
Mar 08	HAWAII-2	*dh	4	0	2	0	0	0	0	0	0	0	0	0	0	0	0	0	0	0	.350
Mar 09	HAWAII	*dh	5	0	1	1	0	0	0	0	0	0	0	0	0	1	0	0	0	0	.320
Mar 11	at Texas State	*dh	4	0	1	0	0	0	0	0	0	0	0	0	0	0	1	0	0	0	.310
Mar 14	KANSAS	*dh	4	0	1	0	0	0	0	0	0	0	0	0	0	0	1	0	0	0	.303
Mar 16	KANSAS	ph	1	0	0	0	0	0	0	0	0	0	0	0	0	0	0	0	0	0	.294
Mar 18	DALLAS BAPTIST	*dh	3	0	0	0	0	0	0	0	0	0	0	1	0	0	0	0	0	0	.270
Mar 21	COLUMBIA	*dh	4	0	0	0	0	0	0	0	0	0	0	0	0	1	0	0	0	0	.244
Apr 13	at Oklahoma	ph/dh	2	1	1	0	0	0	0	0	0	0	0	0	0	0	0	0	0	0	.256
Apr 15	UT - ARLINGTON	*dh	4	0	0	0	0	0	0	0	0	0	0	0	0	0	2	0	0	0	.234
Apr 18	TEXAS CHRISTIAN	ph	2	0	0	0	0	0	0	0	0	0	0	0	0	0	1	0	0	0	.224
Apr 25	OKLAHOMA STATE	*dh	4	0	1	2	0	0	0	0	0	0	0	0	0	1	0	0	0	0	.226
Apr 26	OKLAHOMA STATE	*dh	2	0	0	0	0	0	0	2	0	0	0	0	0	0	0	0	0	0	.218
Totals		13gs	55	4	12	6	1	1	0	3	0	0	0	2	0	4	5	1	0	0	.218

On base pct. .259 • Slugging pct. .273

**#50 Gurwitz, Zane - 40 games (All games)**

Date	Opponent	Pos	AB	R	H	RBI	2B	3B	HR	BB	SB	CS	HBP	SAC	SF	GDP	K	PO	A	E	Avg
Feb 14	at California	*of	3	0	0	0	0	0	0	0	0	0	0	0	0	0	1	1	0	1	.000
Feb 15	at California-1	*of	3	0	0	0	0	0	0	0	0	0	0	0	0	0	2	3	0	0	.000
Feb 16	at California	*of	4	2	2	1	0	0	1	0	0	0	0	0	0	0	0	0	0	0	.200
Feb 18	TEXAS A&M - CC	*of	4	0	0	0	0	0	0	0	0	0	0	0	0	0	2	0	0	0	.143
Feb 21	STANFORD	*of	4	1	2	0	0	0	0	0	0	0	0	0	0	0	0	0	0	0	.222
Feb 22	STANFORD	*of	3	0	0	0	0	0	0	0	0	0	0	0	0	0	0	1	0	0	.190
Feb 23	STANFORD	*of	4	1	2	3	0	0	0	0	0	0	0	0	0	0	0	0	0	0	.240
Feb 25	UTPA	*of	2	0	0	0	0	0	0	2	0	0	0	0	0	0	0	3	0	0	.222
Feb 28	vs Rice	*of	3	0	0	0	0	0	0	0	1	0	0	0	0	0	2	0	0	0	.200
Mar 01	vs Houston Cougars	*of	3	0	0	0	0	0	0	0	0	0	0	0	0	0	2	1	0	0	.182
Mar 08	HAWAII-2	*of	2	0	0	0	0	0	0	0	0	0	0	0	0	0	0	2	0	0	.171
Mar 15	KANSAS	*3b	3	0	0	0	0	0	0	0	0	0	0	0	0	0	1	2	3	0	.158
Mar 16	KANSAS	*3b	3	0	1	0	1	0	0	0	0	0	0	0	0	0	1	0	5	1	.171
Mar 18	DALLAS BAPTIST	*3b	3	1	2	1	0	0	0	0	0	0	1	0	0	0	0	0	2	0	.205
Mar 21	COLUMBIA	*3b	4	2	1	0	0	0	0	0	0	0	0	0	0	0	0	1	3	1	.208
Mar 22	COLUMBIA-1	*3b	3	0	0	1	0	0	0	0	0	0	0	1	0	0	0	1	4	0	.196
Mar 22	COLUMBIA-2	*3b	5	1	2	2	2	0	0	0	1	0	0	0	0	0	1	0	3	0	.214
Mar 25	TEXAS STATE	*3b	2	0	2	0	1	0	0	1	0	0	0	1	0	0	0	0	2	0	.241
Mar 28	at Texas Tech	*3b	4	0	1	2	0	0	0	1	0	0	0	0	0	0	1	1	4	0	.242
Mar 29	at Texas Tech	*3b	4	1	4	0	0	0	0	0	2	0	0	0	0	0	0	1	3	0	.288
Mar 30	at Texas Tech	*3b	5	0	0	0	0	0	0	0	0	0	0	1	0	0	3	1	4	0	.268
Apr 1	at Rice	*3b	4	0	1	1	0	0	0	0	0	0	0	0	1	0	1	1	2	0	.267
Apr 04	BAYLOR	*3b	4	1	1	0	0	0	0	0	0	0	0	0	0	0	0	3	0	0	.266
Apr 05	BAYLOR	*3b	4	0	1	1	0	0	0	0	0	0	0	0	0	0	1	0	0	0	.265
Apr 06	BAYLOR	*3b	3	1	2	0	0	0	0	0	0	0	0	1	0	0	0	2	2	0	.279
Apr 08	RICE	*3b	2	1	0	1	0	0	0	1	0	0	0	0	0	0	0	3	1	0	.273
Apr 11	at Oklahoma	*3b	4	0	2	2	1	0	0	0	0	0	0	1	0	0	0	1	0	0	.283
Apr 12	at Oklahoma	*3b	4	0	1	1	0	0	0	0	0	0	0	0	0	0	1	0	1	0	.281
Apr 13	at Oklahoma	*3b	4	2	2	0	2	0	0	0	1	0	0	0	0	0	1	1	5	0	.290
Apr 15	UT - ARLINGTON	*3b	3	3	2	0	0	0	0	0	1	0	0	1	0	0	0	1	4	1	.301
Apr 17	TEXAS CHRISTIAN	*3b	3	0	0	0	0	0	0	0	0	0	0	0	0	0	1	0	3	0	.292
Apr 18	TEXAS CHRISTIAN	*3b	4	0	0	0	0	0	0	0	0	0	0	0	0	0	2	2	1	0	.282
Apr 19	TEXAS CHRISTIAN	*3b	4	0	1	0	0	0	0	0	0	0	0	0	0	0	1	2	4	0	.281
Apr 22	UTPA	*3b	3	1	2	1	0	0	0	1	1	0	0	0	0	0	1	0	1	0	.291
Apr 25	OKLAHOMA STATE	*3b	4	1	3	1	0	0	0	0	0	0	0	0	0	0	0	3	0	0	.306
Apr 26	OKLAHOMA STATE	*3b	4	0	0	1	0	0	0	0	0	0	0	0	0	0	0	1	0	0	.296
Apr 27	OKLAHOMA STATE	*3b	4	0	0	1	0	0	0	0	0	0	0	0	0	0	0	0	1	0	.287
Apr 29	PRAIRIE VIEW A&M	*3b	3	0	0	0	0	0	0	1	0	0	0	0	0	0	0	1	0	0	.280
Totals		38gs	132	19	37	20	7	0	1	8	6	0	1	6	1	0	25	30	67	6	.280

On base pct. .324 • Slugging pct. .356

**2014 Texas Longhorns Baseball**  
**Individual Game-by-Game for Texas Longhorns (as of May 01, 2014)**

#9 Hinojosa, C.J - 46 games (All games)

Date	Opponent	Pos	AB	R	H	RBI	2B	3B	HR	BB	SB	CS	HBP	SAC	SF	GDP	K	PO	A	E	Avg
Feb 14	at California	*SS	3	0	2	0	0	0	0	0	0	0	0	1	0	0	0	2	3	0	.667
Feb 15	at California-1	*SS	4	0	1	0	0	0	0	0	0	0	0	0	0	0	1	2	2	0	.429
Feb 15	at California-2	*SS	4	1	1	0	0	0	0	1	0	0	0	0	0	0	0	1	3	0	.364
Feb 16	at California	*SS	3	0	0	1	0	0	0	0	0	0	0	0	1	0	0	1	6	0	.286
Feb 18	TEXAS A&M - CC	*SS	4	1	2	3	1	0	0	0	0	1	0	0	1	0	0	1	2	0	.333
Feb 21	STANFORD	*SS	3	1	1	1	0	0	0	0	0	0	0	2	0	0	0	3	1	0	.333
Feb 22	STANFORD	*SS	3	0	0	0	0	0	0	1	0	0	0	0	0	0	1	1	4	0	.292
Feb 23	STANFORD	*SS	4	0	0	0	0	0	0	1	1	0	0	0	0	1	0	2	5	0	.250
Feb 25	UTPA	*SS	5	0	0	0	0	0	0	0	0	0	0	0	0	0	0	2	3	0	.212
Feb 28	vs Rice	*SS	3	0	1	0	0	0	0	0	0	0	0	1	0	0	2	1	3	1	.222
Mar 01	vs Houston Cougars	*SS	3	0	2	0	0	0	0	1	0	0	0	0	0	0	0	1	4	1	.256
Mar 02	vs Sam Houston State	*SS	4	0	1	1	0	0	0	0	0	0	0	1	0	0	0	0	2	1	.256
Mar 04	VALPARAISO	*SS	5	1	1	0	0	0	0	0	0	0	0	0	0	0	0	0	1	0	.250
Mar 07	HAWAII	*SS	3	0	1	0	0	0	0	0	0	0	0	1	0	0	0	1	4	0	.255
Mar 08	HAWAII	*SS	2	0	1	1	0	0	0	1	0	0	0	0	0	0	0	0	2	0	.264
Mar 08	HAWAII-2	*SS	4	0	0	0	0	0	0	0	0	0	0	0	0	0	1	0	4	0	.246
Mar 09	HAWAII	*SS	4	1	3	2	0	0	0	1	0	0	0	0	0	0	0	2	1	0	.279
Mar 11	at Texas State	*SS	4	0	0	0	0	0	0	0	0	0	0	0	0	0	2	1	2	0	.262
Mar 14	KANSAS	*SS	4	0	1	1	1	0	0	0	0	0	0	0	0	0	0	4	3	0	.261
Mar 15	KANSAS	*SS	3	0	0	0	0	0	0	0	0	0	0	0	0	0	2	1	2	1	.250
Mar 16	KANSAS	*SS	3	0	1	0	0	0	0	0	0	0	0	1	0	0	0	2	4	0	.253
Mar 18	DALLAS BAPTIST	*SS	4	0	2	1	0	0	0	0	0	0	0	1	0	0	1	2	3	0	.266
Mar 21	COLUMBIA	*SS	3	1	1	0	0	0	0	1	1	0	0	0	0	0	1	3	2	0	.268
Mar 22	COLUMBIA-1	*SS	4	0	1	2	0	0	0	0	0	0	0	0	0	0	1	2	2	0	.267
Mar 22	COLUMBIA-2	*SS	2	2	0	0	0	0	0	3	0	0	0	0	0	0	0	2	6	0	.261
Mar 25	TEXAS STATE	*SS	2	0	1	1	1	0	0	1	0	0	0	1	0	0	0	2	6	0	.267
Mar 28	at Texas Tech	*SS	5	1	0	0	0	0	0	1	0	0	0	0	0	0	2	1	4	0	.253
Mar 29	at Texas Tech	*SS	5	0	1	0	0	0	0	0	0	0	0	0	0	0	3	3	1	1	.250
Mar 30	at Texas Tech	*SS	5	0	3	0	0	0	0	1	0	0	0	0	0	0	0	0	5	1	.267
Apr 1	at Rice	*SS	4	1	2	0	1	0	0	1	0	0	0	0	0	0	0	1	1	0	.275
Apr 04	BAYLOR	*SS	4	0	1	0	0	0	0	0	0	0	0	0	0	0	1	1	2	0	.274
Apr 05	BAYLOR	*SS	1	1	0	2	0	0	0	1	0	0	0	0	2	0	0	1	1	0	.272
Apr 06	BAYLOR	*SS	3	0	0	1	0	0	0	0	0	0	0	1	0	0	0	3	2	0	.265
Apr 08	RICE	*SS	4	0	0	0	0	0	0	0	0	0	0	0	0	1	0	2	3	0	.256
Apr 11	at Oklahoma	*SS	4	2	2	1	0	0	1	1	0	0	0	0	0	0	0	0	3	1	.264
Apr 12	at Oklahoma	*SS	4	1	2	2	0	0	0	1	0	0	0	0	0	0	0	2	4	0	.271
Apr 13	at Oklahoma	*SS	5	0	1	0	0	0	0	0	0	0	0	0	0	0	1	0	4	0	.269
Apr 15	UT - ARLINGTON	*SS	4	0	1	1	1	0	0	0	0	0	0	1	0	0	0	3	3	0	.268
Apr 17	TEXAS CHRISTIAN	*SS	3	0	1	0	1	0	0	0	0	0	0	0	0	0	1	1	5	0	.270
Apr 18	TEXAS CHRISTIAN	*SS	4	0	2	0	0	0	0	0	0	0	0	0	0	0	0	1	0	0	.276
Apr 19	TEXAS CHRISTIAN	*SS	4	0	1	0	0	0	0	0	0	0	0	0	0	0	1	0	2	0	.275
Apr 22	UTPA	*SS	2	1	0	0	0	0	0	2	0	0	0	1	0	0	1	2	1	0	.272
Apr 25	OKLAHOMA STATE	*SS	3	2	2	0	0	0	0	0	0	0	1	0	0	0	0	3	0	0	.279
Apr 26	OKLAHOMA STATE	*SS	2	1	0	0	0	0	0	2	1	0	0	0	0	0	0	2	1	0	.276
Apr 27	OKLAHOMA STATE	*SS	5	1	0	0	0	0	0	0	0	0	0	0	0	0	3	2	1	1	.267
Apr 29	PRAIRIE VIEW A&M	*SS	3	0	2	2	1	0	0	0	0	0	0	1	0	0	0	1	3	0	.274
Totals		46gs	164	19	45	23	7	0	1	21	3	1	1	13	4	2	25	68	126	8	.274

On base pct. .353 • Slugging pct. .335



**2014 Texas Longhorns Baseball**  
**Individual Game-by-Game for Texas Longhorns (as of May 01, 2014)**

**#5 McGuire, Andy - 22 games (All games)**

Date	Opponent	Pos	AB	R	H	RBI	2B	3B	HR	BB	SB	CS	HBP	SAC	SF	GDP	K	PO	A	E	Avg
Feb 14	at California	*3b	4	0	0	0	0	0	0	0	0	0	0	0	0	0	0	1	0	1	.000
Feb 15	at California-1	*3b	3	1	1	0	0	0	0	1	0	0	0	0	0	0	1	1	1	0	.143
Feb 15	at California-2	*3b	3	1	1	2	0	0	0	1	0	0	0	0	0	0	0	1	4	0	.200
Feb 16	at California	*3b	3	0	0	0	0	0	0	0	0	0	0	1	0	0	1	1	1	0	.154
Feb 18	TEXAS A&M - CC	*3b	3	1	1	0	0	0	0	0	0	1	1	0	0	0	0	0	2	1	.188
Feb 21	STANFORD	*3b	3	1	1	2	0	0	0	1	0	0	0	0	1	0	2	0	1	0	.211
Feb 22	STANFORD	*3b	4	0	0	1	0	0	0	0	0	0	0	0	0	0	1	1	3	0	.174
Feb 23	STANFORD	*3b	3	0	0	0	0	0	0	1	0	0	0	0	0	0	1	1	2	0	.154
Feb 25	UTPA	*3b	2	0	0	0	0	0	0	1	0	0	1	0	0	0	0	2	4	0	.143
Feb 28	vs Rice	*3b	2	0	0	0	0	0	0	0	0	0	0	2	0	0	2	0	2	0	.133
Mar 01	vs Houston Cougars	*3b	3	1	0	0	0	0	0	0	0	0	0	0	0	0	0	0	3	1	.121
Mar 02	vs Sam Houston State	*3b	5	0	1	0	0	0	0	0	0	0	0	0	0	0	0	0	2	0	.132
Mar 04	VALPARAISO	*3b	4	0	1	1	0	0	0	0	1	0	0	0	0	0	0	0	5	0	.143
Mar 07	HAWAII	*3b	4	1	1	1	1	0	0	0	0	0	0	0	0	0	0	1	1	0	.152
Mar 08	HAWAII	*3b	2	0	0	0	0	0	0	1	0	0	0	0	0	0	0	2	2	0	.146
Mar 08	HAWAII-2	*3b	4	0	0	0	0	0	0	0	0	0	0	0	0	0	1	1	0	0	.135
Mar 09	HAWAII	*3b	2	0	0	0	0	0	0	1	0	0	0	1	0	0	0	0	1	0	.130
Mar 11	at Texas State	*3b	3	0	0	0	0	0	0	0	0	0	0	0	0	0	2	0	0	1	.123
Mar 14	KANSAS	*3b	2	0	0	0	0	0	0	0	0	0	0	0	0	0	0	1	0	0	.119
Mar 29	at Texas Tech	*dh	4	0	0	0	0	0	0	0	0	0	0	1	0	0	0	0	0	0	.111
Apr 19	TEXAS CHRISTIAN	*dh	4	0	1	0	0	0	0	0	0	0	0	0	0	1	1	0	0	0	.119
Apr 22	UTPA	*dh	4	0	0	0	0	0	0	0	0	0	0	0	0	0	2	0	0	0	.113
Totals		22gs	71	6	8	7	1	0	0	7	1	1	2	5	1	1	14	13	34	4	.113

On base pct. .210 • Slugging pct. .127

**#33 Montalbano, Jeremy - 26 games (All games)**

Date	Opponent	Pos	AB	R	H	RBI	2B	3B	HR	BB	SB	CS	HBP	SAC	SF	GDP	K	PO	A	E	Avg
Feb 14	at California	*c	4	0	1	0	1	0	0	0	0	0	0	0	0	0	0	6	2	0	.250
Feb 15	at California-1	*c	3	0	0	0	0	0	0	0	0	0	0	1	0	0	2	1	0	0	.143
Feb 15	at California-2	*c	3	0	1	0	0	0	0	0	0	0	0	1	0	0	0	6	0	0	.200
Feb 16	at California	*dh	4	0	1	0	0	0	0	0	0	0	0	0	0	0	0	0	0	0	.214
Feb 18	TEXAS A&M - CC	*dh	3	1	2	1	0	0	0	0	0	0	0	1	0	0	0	0	0	0	.294
Feb 21	STANFORD	*c	4	0	2	2	2	0	0	0	0	0	0	0	0	0	0	11	0	0	.333
Feb 22	STANFORD	*c	4	0	0	0	0	0	0	0	0	0	0	0	0	0	0	3	0	0	.280
Feb 23	STANFORD	*dh	3	1	0	0	0	0	0	1	0	0	0	0	0	0	0	0	0	0	.250
Feb 25	UTPA	*dh	3	0	0	0	0	0	0	0	0	0	0	1	0	0	0	0	0	0	.226
Feb 28	vs Rice	*c	4	0	0	0	0	0	0	0	0	0	0	0	0	0	1	8	0	0	.200
Mar 01	vs Houston Cougars	*c	3	0	0	0	0	0	0	0	0	0	0	0	0	0	1	7	0	0	.184
Mar 02	vs Sam Houston State	*c	4	0	1	0	1	0	0	0	0	0	1	0	0	0	0	11	0	0	.190
Mar 07	HAWAII	*c	3	0	0	0	0	0	0	0	0	0	0	0	0	0	2	6	0	0	.178
Mar 08	HAWAII	*c	3	0	0	0	0	0	0	0	0	0	0	0	0	0	0	5	2	0	.167
Mar 08	HAWAII-2	c	1	0	0	0	0	0	0	0	0	0	0	0	0	0	0	2	0	0	.163
Mar 09	HAWAII	*c	3	0	0	0	0	0	0	0	0	0	0	1	0	0	1	3	0	0	.154
Mar 14	KANSAS	*c	4	0	0	0	0	0	0	0	0	0	0	0	0	0	1	6	2	0	.143
Mar 21	COLUMBIA	*c	4	2	3	0	2	0	0	0	0	0	0	0	0	0	0	4	0	0	.183
Mar 22	COLUMBIA-1	*dh	3	0	0	0	0	0	0	0	0	0	1	0	0	0	0	0	0	0	.175
Mar 22	COLUMBIA-2	*c	5	1	1	0	0	0	0	0	0	0	0	0	0	0	0	4	0	0	.176
Mar 25	TEXAS STATE	*dh	4	0	0	0	0	0	0	0	0	0	0	0	0	0	0	0	0	0	.167
Mar 28	at Texas Tech	*c	5	0	1	1	0	0	0	0	0	0	1	0	0	0	1	2	0	0	.169
Mar 29	at Texas Tech	*c	3	0	1	0	0	0	0	0	0	0	0	0	0	0	1	2	1	0	.175
Apr 18	TEXAS CHRISTIAN	*dh	2	0	0	0	0	0	0	0	0	0	0	0	0	0	2	0	0	0	.171
Totals		23gs	82	5	14	4	6	0	0	1	0	0	3	5	0	0	12	88	7	0	.171

On base pct. .209 • Slugging pct. .244

**2014 Texas Longhorns Baseball**  
**Individual Game-by-Game for Texas Longhorns (as of May 01, 2014)**

**#2 Payton, Mark - 46 games (All games)**

Date	Opponent	Pos	AB	R	H	RBI	2B	3B	HR	BB	SB	CS	HBP	SAC	SF	GDP	K	PO	A	E	Avg
Feb 14	at California	*of	4	0	3	0	0	0	0	0	0	0	0	0	0	0	1	3	0	0	.750
Feb 15	at California-1	*of	3	0	2	0	1	0	0	0	0	0	0	1	0	0	0	4	0	0	.714
Feb 15	at California-2	*of	5	2	2	2	0	0	1	0	0	0	0	0	0	0	0	3	0	0	.583
Feb 16	at California	*of	5	1	2	2	0	1	0	0	0	0	0	0	0	0	0	2	0	0	.529
Feb 18	TEXAS A&M - CC	*of	4	2	2	0	0	1	0	1	0	0	0	0	0	0	0	3	1	0	.524
Feb 21	STANFORD	*of	5	1	4	3	0	1	0	0	0	0	0	0	0	1	0	0	0	0	.577
Feb 22	STANFORD	*of	3	1	3	1	0	0	0	2	1	1	0	0	0	0	0	2	0	0	.621
Feb 23	STANFORD	*of	2	0	1	0	0	0	0	3	0	0	0	0	0	1	0	2	0	0	.613
Feb 25	UTPA	*of	4	0	1	0	0	0	0	1	0	0	0	0	0	0	0	0	0	0	.571
Feb 28	vs Rice	*of	2	0	0	0	0	0	0	2	0	0	0	0	0	0	0	0	0	0	.541
Mar 01	vs Houston Cougars	*of	4	0	1	1	1	0	0	0	0	0	0	0	0	0	1	2	0	0	.512
Mar 02	vs Sam Houston State	*of	3	1	1	0	0	0	0	1	0	0	0	1	0	0	0	2	0	0	.500
Mar 04	VALPARAISO	*of	4	1	0	0	0	0	0	1	0	0	0	0	0	0	1	3	0	0	.458
Mar 07	HAWAII	*of	4	1	2	0	0	0	0	0	0	0	0	0	0	0	1	2	0	0	.462
Mar 08	HAWAII	*of	2	0	1	0	0	0	0	1	0	0	0	0	0	0	0	3	0	0	.463
Mar 08	HAWAII-2	*of	4	0	1	2	0	1	0	0	0	0	0	0	0	0	2	2	0	0	.448
Mar 09	HAWAII	*of	2	2	0	0	0	0	0	3	2	0	0	0	0	0	0	3	0	0	.433
Mar 11	at Texas State	*of	3	0	0	0	0	0	0	1	0	0	0	0	0	0	0	4	0	0	.413
Mar 14	KANSAS	*of	3	0	1	0	0	0	0	0	0	0	0	1	0	1	0	2	0	0	.409
Mar 15	KANSAS	*of	3	1	2	0	0	0	0	0	1	0	0	0	0	0	0	3	0	0	.420
Mar 16	KANSAS	*of	3	0	1	1	1	0	0	1	0	0	0	0	0	0	0	2	0	0	.417
Mar 18	DALLAS BAPTIST	*of	3	1	2	2	0	1	0	2	0	0	0	0	0	0	1	1	0	0	.427
Mar 21	COLUMBIA	*of	4	0	0	0	0	0	0	1	0	0	0	0	0	0	0	3	1	0	.405
Mar 22	COLUMBIA-1	*of	1	0	0	0	0	0	0	1	0	0	0	2	0	0	0	3	0	0	.400
Mar 22	COLUMBIA-2	*of	4	0	2	2	1	0	0	0	0	0	1	0	0	0	1	3	0	0	.405
Mar 25	TEXAS STATE	*of	4	1	3	1	0	0	0	0	0	0	0	0	1	0	0	2	0	0	.420
Mar 28	at Texas Tech	*of	5	2	3	3	0	0	0	1	0	0	0	0	0	0	0	6	0	0	.430
Mar 29	at Texas Tech	*of	4	1	1	0	0	0	0	1	0	0	0	0	0	1	0	3	0	0	.423
Mar 30	at Texas Tech	*of	5	0	0	0	0	0	0	1	1	0	0	0	0	0	0	3	0	0	.402
Apr 1	at Rice	*of	4	0	1	1	0	0	0	1	0	0	0	0	0	0	1	4	0	0	.396
Apr 04	BAYLOR	*of	5	0	1	3	1	0	0	0	0	0	0	0	0	0	0	1	0	0	.387
Apr 05	BAYLOR	*of	5	0	1	1	0	0	0	0	0	0	0	0	0	0	0	2	0	0	.379
Apr 06	BAYLOR	*of	3	1	0	0	0	0	0	2	0	0	0	0	0	0	0	1	0	0	.370
Apr 08	RICE	*of	3	0	0	0	0	0	0	1	0	0	0	0	0	1	0	4	0	0	.361
Apr 11	at Oklahoma	*of	5	0	0	0	0	0	0	1	0	0	0	0	0	0	2	2	0	0	.346
Apr 12	at Oklahoma	*of	4	1	1	0	0	0	0	0	1	0	1	0	0	0	1	2	0	0	.344
Apr 13	at Oklahoma	*of	6	1	3	1	3	0	0	0	0	0	0	0	0	0	0	2	0	0	.350
Apr 15	UT - ARLINGTON	*of	1	1	0	0	0	0	0	4	1	0	0	0	0	0	0	2	0	0	.348
Apr 17	TEXAS CHRISTIAN	*of	4	0	1	0	0	0	0	0	1	0	0	0	0	0	1	4	0	0	.345
Apr 18	TEXAS CHRISTIAN	*of	2	0	0	0	0	0	0	1	0	0	1	0	0	0	0	5	0	0	.340
Apr 19	TEXAS CHRISTIAN	*of	4	0	2	0	0	0	0	0	0	0	0	0	0	0	1	1	0	0	.345
Apr 22	UTPA	*of	4	0	1	1	0	0	0	0	0	0	1	0	0	0	0	1	0	0	.342
Apr 25	OKLAHOMA STATE	*of	1	0	0	0	0	0	0	3	2	0	0	0	0	0	0	0	0	0	.340
Apr 26	OKLAHOMA STATE	*of	4	0	1	0	0	0	0	0	0	0	0	0	0	0	0	3	0	0	.338
Apr 27	OKLAHOMA STATE	*of	4	0	2	1	1	0	0	1	0	0	0	0	0	0	0	2	0	0	.342
Apr 29	PRAIRIE VIEW A&M	*of	3	1	0	0	0	0	0	2	2	0	0	0	0	0	0	1	0	0	.335
Totals		46gs	164	23	55	28	9	5	1	40	12	1	4	5	1	5	14	108	2	0	.335

On base pct. .474 • Slugging pct. .470