



Six-Time National Champions
1949 • 1950 • 1975 • 1983 • 2002 • 2005

TEXAS BASEBALL

Texas Media Relations • P.O. Box 7399 • Austin, Texas 78713
Assistant Media Relations Director/Baseball Contact: Justin Moore • Office: (512) 232-9438
Email: justin.moore@utexas.edu

2014 schedule/scores

Date	Opponent (TV)	Time/Score
Feb. 14	at California	L, 0-7
Feb. 15	at California	L, 1-2
Feb. 15	at California	W, 6-2
Feb. 16	at California	W, 5-0
Feb. 18	TEXAS A&M CORPUS CHRISTI (LHN)	W, 10-0
Feb. 21	STANFORD (LHN)	W, 9-3
Feb. 22	STANFORD (LHN)	W, 4-3
Feb. 23	STANFORD (LHN)	L, 5-11
Feb. 25	UT-PAN AMERICAN (LHN)	W, 2-1 (11)
Feb. 28	vs. Rice (LHN)	W, 2-0
March 1	vs. Houston (LHN)	W, 3-2
March 2	vs. Sam Houston State (LHN)	W, 3-2
March 4	VALPARAISO (LHN)	W, 7-1
March 7	HAWAII (LHN)	W, 3-2
March 8	HAWAII (7 inn.) (LHN)	L, 1-6
March 8	HAWAII (LHN)	W, 3-2
March 9	HAWAII (LHN)	W, 4-1
March 11	at Texas State (KBVO)	W, 6-3
March 14	KANSAS * (LHN)	L, 2-3
March 15	KANSAS * (LHN)	W, 2-1
March 16	KANSAS * (LHN)	L, 1-6
March 18	DALLAS BAPTIST (LHN)	W, 5-0
March 21	COLUMBIA (LHN)	W, 7-3
March 22	COLUMBIA (LHN)	W, 6-1
March 22	COLUMBIA (LHN)	W, 11-0
March 25	TEXAS STATE (LHN)	W, 5-1
March 28	at Texas Tech * (FCS)	W, 11-1
March 29	at Texas Tech *	L, 4-8
March 30	at Texas Tech * (FSW)	W, 5-2 (12)
April 1	at Rice	W, 5-2
April 4	BAYLOR * (LHN)	W, 5-4
April 5	BAYLOR * (LHN)	W, 6-3
April 6	BAYLOR * (LHN)	W, 4-0
April 8	RICE (LHN)	L, 2-7
April 11	at Oklahoma * (FCS)	W, 10-8 (10)
April 12	at Oklahoma *	W, 7-2
April 13	at Oklahoma * (ESPN)	W, 8-1
April 15	UT-ARLINGTON (LHN)	W, 10-2
April 17	TCU * (LHN)	6 p.m.
April 18	TCU * (LHN)	6 p.m.
April 19	TCU * (LHN)	4 p.m.
April 22	UT-PAN AMERICAN (LHN)	6 p.m.
April 25	OKLAHOMA STATE* (LHN)	7 p.m.
April 26	OKLAHOMA STATE * (LHN)	1 p.m.
April 27	OKLAHOMA STATE* (LHN)	2 p.m.
April 29	PRAIRIE VIEW A&M (LHN)	6 p.m.
May 2	at West Virginia *	5 p.m.
May 3	at West Virginia *	3 p.m.
May 4	at West Virginia *	Noon
May 13	TEXAS STATE (LHN)	6 p.m.
May 16	at Kansas State *	6:30 p.m.
May 17	at Kansas State *	6:30 p.m.
May 18	at Kansas State * (FS1)	1 p.m.
May 21-25	Big 12 Tournament	TBA

All times Central
DH - Doubleheader

* - Big 12 Conference game

(LHN) Longhorn Network • (FS1) Fox Sports 1 • (FCS) Fox College Sports • (FSW) Fox Sports Southwest



Follow@Texas_Baseball

TexasSports.com

Games 39-41



No. 6/4 Texas (30-8, 9-3 Big 12) vs. TCU (23-13, 7-5 Big 12)

April 17-19

Upcoming Games Schedule

Where: Austin, Texas • UFCU Disch-Falk Field (7,237)

Times: 6 p.m./6 p.m./4 p.m.

Live Stats: sidearmstats.com/texas/baseball

TV: Longhorn Network

Talent: Kevin Dunn (PbP), Keith Moreland (Analyst)

Radio: SiriusXM, AM-1300 The Zone, online at www.TexasSports.com/showcase

Talent: Craig Way (PbP), Roger Wallace (Analyst), Bill Little (Analyst)

All-Time Series: Texas leads, 220-60-2, 128-25 at home

Probable Starting Pitchers

Jr. LHP Brandon Finnegan (6-2, 1.76) vs. Jr. RHP Parker French (4-2, 2.21)

Jr. RHP Preston Morrison (4-3, 1.80) vs. Jr. LHP Dillon Peters (5-2, 2.70)

So. LHP Alex Young (1-3, 3.16) vs. Sr. RHP Nathan Thornhill (6-0, 0.78)

QUICK HITS

- Texas has won nine of its last 10 games, 15 of its last 17 and seven consecutive Big 12 contests. At 30-8, the Longhorns are off to their best 38-game start since going 31-7 in 2010.
- The Longhorns have recorded back-to-back conference sweeps for the first time since 2010, when they swept five straight.
- Texas swept Oklahoma with great offensive balance. Eight of nine starters had at least one hit Friday, while all nine had at least one on Saturday and Sunday. Texas scored 25 runs and hit .310 as a team in the series. Every Longhorn starter scored at least two runs and six had three or more RBI.
- The Texas pitching staff leads the Big 12 and ranks fifth nationally with a 2.11 ERA. As a staff, Texas is holding opponents to a .220 batting average, also best in the league.
- The starting rotation of Parker French (2.21 ERA), Dillon Peters (2.70) and Nathan Thornhill (0.78) has a cumulative ERA of 1.89. That ranks fourth nationally among weekend rotations (see page 3).
- Texas has allowed just 103 runs (2.7 runs/game) this year. That's the lowest number of runs allowed through 38 games in head coach Augie Garrido's 18-year tenure at Texas. The Longhorns allowed 106 runs in the first 38 games in 2010, which ranks as the second fewest.
- The Longhorns rank second in the league and 13th nationally in fielding percentage (.978). Texas leads the Big 12 and ranks eighth nationally in double plays (39).
- Over the last 17 games, Texas is averaging 6.5 runs per game and hitting .302 as a team with a .417 slugging percentage and .409 on-base percentage. The Horns have recorded double-digit hits in 12 of those 17 games. The Longhorns are 14-0 when scoring six or more runs this year.
- Tres Barrera (27-68, .397), Zane Gurwitz (24-62, .387), Madison Carter (11-32, .344), Ben Johnson (22-66, .333) and C.J. Hinojosa (18-63, .286) have been the offensive leaders over the last 16 games.
- Texas ranks third nationally in RPI and has played one of the most difficult schedules in the nation. The Longhorns have a 8-3 record against teams in the RPI top 30, including 5-1 in road and neutral games. Against the RPI top 100, Texas is 26-8.

PROBABLE POSITION STARTERS

NO.	PLAYER	POS	YR	B/T	AVG	G-GS	AB	R	H	2B	3B	HR	RBI	SB
1	Tres Barrera	C	Fr.	R/R	.302	36-34	129	19	39	9	2	1	24	0
42	Kacy Clemens	1B	Fr.	L/R	.246	36-35	114	16	28	4	0	0	8	0
8	Brooks Marlow	2B	Jr.	L/R	.253	38-38	146	29	37	6	1	2	14	2
9	C.J. Hinojosa	SS	So.	R/R	.268	38-38	138	14	37	5	0	1	21	2
50	Zane Gurwitz	3B	Fr.	R/R	.301	32-30	103	17	31	7	0	1	16	5
14	Ben Johnson	LF	So.	R/R	.298	38-38	131	31	39	5	3	4	23	10
2	Mark Payton	CF	Sr.	L/L	.348	38-38	138	22	48	8	5	1	26	7
4	Collin Shaw	RF	Jr.	R/R	.284	32-27	95	13	27	3	1	0	15	9
35	Madison Carter	DH	Sr.	R/R	.314	18-9	35	10	11	1	0	0	4	1

PROBABLE STARTING PITCHER

NO.	PLAYER	R/L	YR	W-L	ERA	APP	GS	SV	IP	H	R	ER	BB	SO
24	Parker French	R	Jr.	4-2	2.21	10	9	0	57.0	52	26	14	20	42
32	Dillon Peters	L	Jr.	5-2	2.70	9	9	0	56.2	55	21	17	15	31
36	Nathan Thornhill	R	Sr.	6-0	0.78	12	7	2	58.0	32	5	5	21	32

Big 12 Standings (through 4/14)

School	Big 12	Pct.	Overall	Pct.
Texas	9-3	.750	30-8	.789
Oklahoma St.	8-4	.667	26-11	.703
TCU	7-5	.583	23-13	.639
Texas Tech	8-7	.533	29-11	.725
Kansas	6-6	.500	22-16	.579
Oklahoma	4-5	.444	24-14	.632
Baylor	4-7	.364	17-19	.472
West Virginia	2-6	.250	17-15	.531
Kansas State	2-7	.222	20-17	.541

Upcoming Schedule/Recent Results

TUESDAY, APRIL 15

Texas Tech 5, Dallas Baptist 4

West Virginia 4, Ohio State 1

Grand Canyon 5, Kansas 3

Texas 10, UT Arlington 2

Oklahoma 12, No. 13 Oklahoma State 9 (18)

TCU 13, Houston Baptist 0

Baylor 1, Texas Southern 0

Nebraska 14, Kansas State 5

WEDNESDAY, APRIL 16

Grand Canyon at Kansas 6:00 p.m.

THURSDAY, APRIL 17

West Virginia at Oklahoma* 6:00 p.m.

TCU at Texas* [LHN] 6:00 p.m.

Baylor at Kansas State* [FCS] 6:30 p.m.

Prairie View A&M at Texas Tech 6:30 p.m.

FRIDAY, APRIL 18

West Virginia at Oklahoma 6:00 p.m.

TCU at Texas* [LHN] 6:00 p.m.

Baylor at Kansas State* [FCS] 6:30 p.m.

Prairie View A&M at Texas Tech [FSSW] 6:30 p.m.

Kansas at Oklahoma State* 7:00 p.m.

SATURDAY, APRIL 19

West Virginia at Oklahoma* Noon

Prairie View A&M at Texas Tech 2:00 p.m.

Kansas at Oklahoma State* 3:00 p.m.

TCU at Texas* [LHN] 4:00 p.m.

Baylor at Kansas State* [ESPNU] 7:00 p.m.

SUNDAY, APRIL 20

Kansas at Oklahoma State* [FS1] 1:00 p.m.

QUICK HITS CONTINUED...

· Texas is ranked in the top 10 by all five major polls, including sixth by Baseball America, fourth by Collegiate Baseball Newspaper, sixth by Perfect Game, seventh by the NCBWA and eighth by USA Today.

· Mark Payton leads the Big 12 in on-base percentage (.477) and is tied for the lead in triples (5), ranks sixth in batting average (.348) and first in walks (33). Payton has reached base safely in 77 consecutive games dating back to last season, which is the longest streak nationally and the second longest in Big 12 history (93 - Nick Martini, K-State, 2009-11).

· Head coach Augie Garrido surpassed Gordon Gillespie for the most wins (1,894) by any college baseball coach at any level with the 5-1 win over Texas State on March 25. He now has 1,904.

· Texas' 44 hits in the Texas Tech series were the most in a three-game series since March 16-18, 2012, when the Longhorns had 45 at Oklahoma.

· The Longhorns are 16-1 when scoring in the first inning this season. The lone loss came on March 29 at Texas Tech. Texas has scored in the first inning in 10 of the last 15 games.

· The Longhorns are second in the Big 12 with six shutouts, trailing only TCU which has seven. Texas also ranks t-10th nationally.

· Texas is No. 1 in the country in Iterative Strength Rating, according to college baseball site BoydsWorld.com (see more - page 3). The Longhorns have played the 12th most difficult schedule according to BoydsWorld.

· The Texas bullpen had a streak of 30 consecutive scoreless innings snapped when it surrendered five runs in the ninth inning against Kansas on March 16. On the year, the bullpen has a 1.67 ERA, while the starters have a 2.36 ERA.

· Texas is 30-4 when scoring two runs or more.

· Texas has stolen 37 bases on 45 attempts this season, with Ben Johnson (10-10), Collin Shaw (9-13), and Mark Payton (7-8) leading the way. The Longhorns have been excellent against the run, with opponents stealing just 14 bases on 23 attempts. That's the lowest number in the Big 12, with West Virginia ranking second (19-27).

· Texas leads nation with 61 sacrifice bunts.

· Three pitchers with a combined 40 starts from last year return in 2014: Dillon Peters (14), Parker French (13) and Nathan Thornhill (13). The Longhorns return seven total pitchers from the 2013 staff which ranked seventh nationally in ERA (2.61).

· The 2013 UT recruiting class was ranked second nationally by *Baseball America*. Five players ranked in the *Baseball America* 500: right-handed pitcher Lukas Schiraldi (No. 162), third baseman Andy McGuire (No. 198), catcher Tres Barrera (No. 200), infielder Bret Boswell (No. 221) and right-handed pitcher Blake Goins (No. 256). The class is comprised of 12 freshmen and one junior-college transfer in Schiraldi.

· Five of the 13 incoming players were selected in the 2013 MLB Draft but chose to report to campus rather than sign professional contracts. Goins was selected in the 12th round, left-handed pitcher Josh Sawyer was taken in the 32nd round, Schiraldi and infielder/right-handed pitcher Kacy Clemens were picked in the 35th round, and McGuire was taken in the 36th round.

· Seniors Mark Payton (OF) and Nathan Thornhill (RHP) return to The Forty Acres after being selected in the MLB draft in the 16th and 24th rounds, respectively.

· Payton led the 2013 squad in nearly every hitting category including: batting average (.393), hits (70), doubles (11), triples (8), RBIs (29), total bases (97), slugging percentage (.545), walks (28), on-base percentage (.483), and sac bunts (7).

· Twenty-two players were named to the Big 12 Commissioner's Honor Roll in the fall 2013 semester for earning a 3.0 grade-point-average or higher. Of Texas' incoming class of 13 student-athletes, 10 made the honor roll.

BULLPEN SECURING THE WIN - When holding a lead after six innings, the Longhorns are a perfect 24-0 this year. That's in large part due to a bullpen that has a collective 1.67 ERA, surrendering just 29 runs (23 earned) in 123 2/3 innings of work. The biggest contributors have been (relief numbers only listed): LHP Travis Duke (0.00 ERA, 14 1/3 IP), RHP John Curtiss (1.02 ERA, 17 2/3 IP), RHP Chad Hollingsworth (1.37 ERA, 19 2/3 IP), RHP Morgan Cooper (1.65 ERA, 27 1/3 IP) and LHP Ty Culbreth (1.77 ERA, 20 1/3 IP). Collectively, those five pitchers have a 1.27 ERA in 99 1/3 innings pitched.

Quick Facts

UNIVERSITY AND ATHLETICS

School _____ University of Texas
 City/Zip _____ Austin, TX 78713-7399
 Founded _____ 1883
 Enrollment _____ 52,076 (39,995 undergraduate)
 Nickname _____ Longhorns
 School Colors_ Burnt Orange & White (Pantone 159)
 Home Field/Capacity _ UFCU Disch-Falk Field /6,649
 Date Opened _____ February 17, 1975
 Surface _____ FieldTurf
 Dimensions _____ LF - 340, CF - 400, RF - 325,
 _____ Alleys - 375
 Affiliation _____ NCAA Division I
 Conference _____ Big 12 Conference
 President _____ William C. Powers, Jr.
 Alma Mater/Year _____ California, 1967
 Director of Athletics _____ Steve Patterson
 Alma Mater/Year _____ Texas, 1980
 Athletic Department Phone _____ (512) 471-6036
 Ticket Office Phone _____ (512) 471-3333

HISTORY

First Year of Baseball _____ 1895
 All-Time Collegiate Record ____ 3,236-1,060-28 (.753)
 All-Time Overall Record ____ 3,406-1,208-32 (.738)
 Years in CWS/Last _____ 34/2011
 Years in NCAA Regionals/Last _____ 53/2011

COACHES & SUPPORT STAFF

Head Coach _____ Augie Garrido
 Alma Mater/Year _____ Fresno State, 1961
 Record at School/Years _____ 753-355-2 (.680)/18
 Career Record/Years _____ 1,904-879-9 (.684)/46
 Baseball Office Phone _____ (512) 471-5732
 Baseball Office Fax _____ (512) 471-5516
 Assistant Coach _____ Skip Johnson
 Alma Mater/Year _____ UT Pan American, 1990
 Assistant Coach _____ Tommy Nicholson
 Alma Mater/Year _____ Texas, 2006
 Volunteer Assistant Coach _____ Ryan Russ
 Alma Mater/Year _____ Texas, 2011
 Director of Baseball Operations _____ Drew Bishop
 Baseball Academic Counselor _____ Dr. Randa Ryan
 Baseball Administrative Associate _____ Heather Vacek
 Baseball Athletic Trainer _____ Michael West
 Baseball Strength Coaches _ Lance Sewell, Ryan Ford
 Baseball Equipment Manager _____ Vince Alcazar

MEDIA INFORMATION

Radio Station _____ KVET (1300 AM/98.1 FM)
 Contact/Play-By-Play _____ Craig Way
 Address _____ 705 North Lamar, Austin, TX 78703
 Phone _____ (512) 684-7434
 Fax _____ (512) 473-2233
 Web Site _____ www.TexasSports.com

TRIO ON A TEAR - Since March 11, Tres Barrera, Zane Gurwitz and Ben Johnson have been on a tear offensively. Barrera is 33-of-82 (.402) at the plate, including 22 RBI, 15 runs, eight doubles, two triples and a home run (.585 slugging %). He has raised his batting average 174 points (.128 to .302) in that span. Gurwitz is 25-of-68 (.368) with a .471 slugging percentage and .405 on-base percentage. Johnson is 28-of-81 (.346) with three doubles, a triple and a home run for a .556 slugging percentage, along with a .446 on-base percentage. Johnson has scored a team-high 21 runs in that span.

SPLITTING THE SEASON - Texas has made major strides offensively over the season's last 17 games. The Longhorns have made marked improvements in nearly every statistical category in that stretch.

Stat	First 21 Games	Last 17 Games
Batting Average	.237	.302
Runs	79	111
Hits	153	176
Extra Base Hits	30	49
RBI	66	100
Slugging %	.307	.417
On Base %	.321	.409

LEADING THE LEAGUE - Texas sits atop the conference standings at 9-3 heading into the weekend, a game ahead of Oklahoma State (8-4) and two games ahead of TCU (7-5). The Longhorns lead the league in both team batting average (.284) and team ERA (2.43) in league games only. A pair of freshmen rank in the top five in hitting with Tres Barrera third (.370) and Zane Gurwitz fifth (.357). Barrera is tied for the lead league with 12 RBI, while Brooks Marlow leads the league in runs (11) and Ben Johnson is tied for second (10).

DOUBLE PLAY DUO - Texas leads the Big 12 and is tied for eighth nationally with 39 double plays. Second baseman Brooks Marlow and shortstop C.J. Hinojosa have played a large part, with Marlow involved in 32 of the double plays and Hinojosa 25. The pair was also effective last season, when Hinojosa helped turn 31 and Marlow 23. First baseman Kacy Clemens, meanwhile, has been in on 32 of the double plays this season and is fielding at a .987 clip. Marlow's fielding percentage is .990.

SERIES HISTORY - Texas leads the all-time series with TCU 220-60-2 including 128-25 at home. However, the teams are 5-5 since 2009 and TCU took two of three last year.

QUALITY STARTS - Texas starting pitchers have allowed just 57 earned runs in 217 1/3 innings this season (2.36 ERA). Combined, they have a 19-6 record and opponents are hitting just .228.

Player	ERA	W-L	Starts	IP	H	R	ER	BB	Ks	b/avg
John Curtiss	0.00	0-0	1	2.0	1	0	0	1	2	.167
Nathan Thornhill	0.72	4-0	7	50.0	24	4	4	15	26	.147
Parker French	2.25	4-2	9	56.0	52	26	14	20	41	.251
Dillon Peters	2.70	5-2	9	56.2	55	21	17	15	31	.262
Lukas Schiraldi	3.68	5-2	8	44.0	35	19	18	22	20	.224
Blake Goins	4.15	1-0	4	8.2	10	4	4	6	6	.286
Totals	2.36	19-6	38	217.1	177	74	57	79	126	.228

TOUGH SCHEDULE - Texas has faced the 12th most difficult schedule in the nation according to BoydsWorld.com, and ranks first in their Iterative Strength Rating. The Longhorns have played a series against Texas Tech, which is 9th in the rating and Stanford which is 39th, along with an individual game against Houston (#9), Dallas Baptist (#30), Sam Houston State (#41) and three games against Rice (#17).

Records at UFCU Disch-Falk Field

Season	Record	Pct.
1975	38-4	.905
1976	29-12	.707
1977	46-4	.920
1978	30-10	.750
1979	43-4	.915
1980	41-9	.820
1981	53-5-1	.907
1982	45-2	.957
1983	52-12	.812
1984	47-7	.870
1985	50-5	.909
1986	43-10	.811
1987	50-5	.909
1988	43-7	.860
1989	41-9	.820
1990	40-12	.769
1991	40-11	.784
1992	31-7	.816
1993	46-8	.852
1994	39-15	.722
1995	35-3	.921
1996	29-16	.644
1997	22-16	.579
1998	17-13-1	.565
1999	22-10	.688
2000	30-9	.769
2001	25-10	.714
2002	34-6	.850
2003	31-8	.795
2004	34-5	.872
2005	36-5	.878
2006	25-6	.806
2007	25-6	.806
2008	19-12	.613
2009	32-7-1	.813
2010	35-6	.854
2011	36-9	.800
2012	20-7	.741
2013	22-10	.688
2014	18-5	.783

Totals _____ **1,394-327-3** _____ **.810**

STARTING ROTATION - Texas' weekend rotation has a cumulative 1.89 ERA, the fourth-best mark nationally. The triumvirate of Parker French, Dillon Peters and Nathan Thornhill are one of just five weekend rotations in the country with an ERA under 2.00.

Rk.	Team	Cum. ERA	Weekend Starters (Minimum: 5 starts per pitcher)
1	FIU	1.18	Mike Franco (1.04), Cody Crouse (1.50), Chris Mourelle (1.05)
2	UAB	1.48	Chase Mallard (0.95), Alex Luna (1.56), Johnny Lieske (2.08)
3	Oregon St.	1.72	Ben Wetzler (0.69), Andrew Moore (2.82), Jace Fry (1.68)
4	Texas	1.89	Parker French (2.21), Dillon Peters (2.70), Nathan Thornhill (0.78)
5	Houston	1.93	Jake Lemoine (1.34), Aaron Garza (1.79), Jared West (2.66)
6	FGCU	2.01	Mike Murray (0.66), Nick Deckert (2.87), Jack English (2.49)
7	UNLV	2.02	Erick Fedde (1.69), John Richy (2.55), Bryan Bonnell (1.81)
t-8	West Va.	2.11	Harrison Musgrave (1.73), Sean Carley (2.73), John Means (1.72)
t-8	UTSA	2.11	Nolan Trabanino (1.78), Brock Hartson (1.88), Justin Anderson (2.72)
10	Campbell	2.18	Hector Cedano (2.09), Ryan Koopman (1.84), Heath Bowers (2.60)

NON-CONFERENCE SUCCESS - Since 2009, Texas is 137-48 in non-conference play, a .741 winning percentage. The Longhorns were 20-6 against non-conference foes last year and are 21-5 this season.

WEEKLY HONORS - Four Longhorns have earned Big 12 weekly honors this season.

- Mark Payton was named Player of the Week on Feb. 17 after going 9-for-17 (.529) in a four-game series at Cal. The senior had a double, triple and home run on the weekend to go along with four RBI and three runs. Payton went 4-for-5 with runners on base.
- Dillon Peters was named Pitcher of the Week on March 3. Peters pitched eight shutout innings against then No. 12/15 Rice on Feb. 28, leading Texas to a 2-0 victory. The junior struck out six, allowed just four hits and didn't issue a walk.
- Tres Barrera was named Big 12 Newcomer of the Week on March 31. The freshman went 8-for-19 (.421) with a .737 slugging percentage on the week with three doubles, seven RBI and his first career home run.
- Nathan Thornhill earned Big 12 Pitcher of the Week honors on April 14 after he tossed a complete game in an 8-1 win over Oklahoma. The senior struck out a season-high six and allowing just one run on five hits. Thornhill worked five 1-2-3 innings and allowed just one runner past second base in the game.

STARTING HOT - The Texas pitching staff has had a hot start to the 2014 season. Through the season's first 38 games the Longhorns have a 2.11 team ERA, having surrendered just 80 earned runs in 341 innings of work. That is the best start by a Texas pitching staff since at least 2009. It is also Texas' best record in the first 38 games since starting 31-7 in 2010.

Year	W-L	ERA	IP	H	R	ER	BB	SO
2014	30-8	2.11	341.0	269	103	80	124	210
2013	22-16	2.50	339.0	277	117	94	99	244
2012	24-14	3.16	347.2	301	155	122	124	297
2011	29-9	2.26	350.2	245	110	88	115	335
2010	31-7	2.38	341.0	268	106	90	106	330
2009	29-9	2.28	332.0	270	111	84	85	287

COMEBACK WINS - The Longhorns have several comeback wins this season. On April 4 against Baylor, Texas overcame a 4-2 deficit with two outs in the ninth inning with a bases loaded, three-run double by Mark Payton to win the game.

- Trailing 8-6 entering the seventh inning against Oklahoma on April 11, Texas rallied to win the game 10-8 in extra innings.
- Texas' 2-1, comeback win over UTPA on Feb. 25 was its first since the 2012 season when trailing after eight innings.
- The Horns were 0-20 last year when trailing after eight.
- All three of the Longhorns' wins against Hawai'i were come from behind victories.
- Texas is 10-6 this season when the opponent scores first.

GOING EXTRAS - Texas is 3-0 in extra inning games this year (2-1 win over UTPA in 11 innings on Feb. 25; a 5-2 win over Texas Tech in 12 innings on March 31; and a 10-8, 10-inning victory over Oklahoma on April 11). The Longhorns were 1-2 in extras in 2013.

Stat Comparison

Texas

TCU

Offense

.268	Batting Average	.283
.359	Slugging %	.356
.364	On Base %	.374
56	Doubles	47
13	Triples	7
10	Home Runs	9
190	Runs	173
169	Walks	139
26	HBP	44
37-45	SB-Att.	51-78

Pitching/Defense

2.11	ERA	2.69
340.0	Innings Pitched	324.2
1	Complete Games	3
6	Shutouts	7
10	Saves	7
124	Walks	85
210	Strikeouts	328
.220	Opponent B/Avg.	.229
.978	Fielding %	.976
33	Errors	34
39	Double Plays	29

CURTISS COMES BACK - Redshirt sophomore John Curtiss made his return to the mound for Texas on Feb. 25 vs. UTPA, starting and logging two innings with two strikeouts. Curtiss, whose last appearance prior to that was on May 24, 2012 in the Big 12 Tournament, made his come-back from Tommy John and thoracic outlet syndrome surgeries. So far this season, Curtiss has logged 19 2/3 innings, allowing two earned runs (0.92 ERA) while striking out 15. He's taken over the closer role and has five saves in six opportunities.

MODEL OF CONSISTENCY - Senior center fielder Mark Payton is back for his senior season after starting 167 games in his first three years at UT. Payton led the Big 12 and ranked 12th nationally with a .393 batting average last year, the highest mark by a Longhorn since Dustin Majewski hit .401 in 2002. He's one of just two Longhorns to hit .390 or better in a season in the last 25 years (also Majewski). Payton became the first Longhorn to win the Big 12 batting title since Seth Johnston in 2005 (.378).

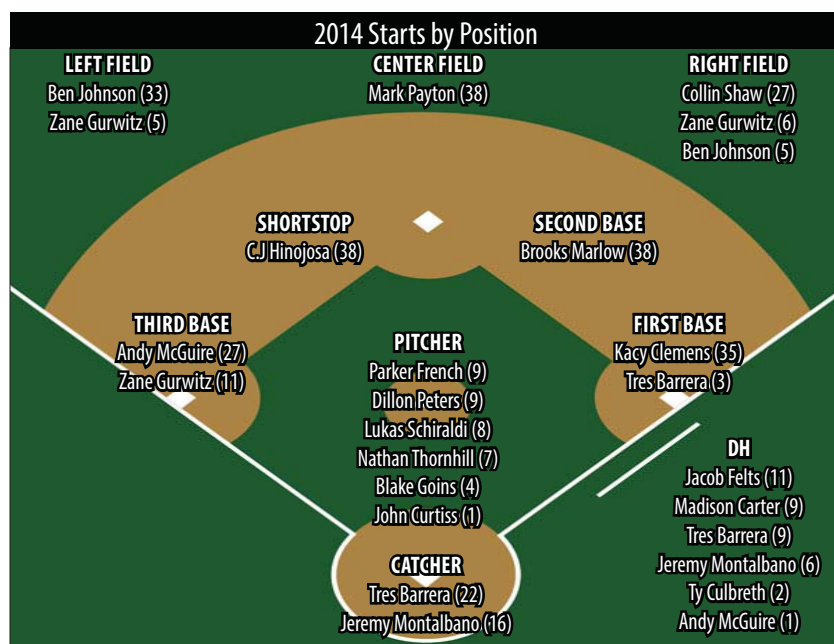
• Payton has been a model of consistency for UT, having reached base in 135 of 140 games over the last two-plus years (38-38 in 2014, 47-50 in 2013, 50-52 in 2012). Dating back to last year, he is on a 77-game streak of having reached base safely which leads the nation. Last year he led the team with 20 multiple hit games and has achieved that feat in 14 of 38 games this year.

• On the season, Payton is batting .348 (48-138) and has a .977 OPS (.500 slugging + .477 on-base).

• Payton is now alone in second in school and Big 12 history with 19 career triples. He needs just one more to match Bill Bates' (1983-85) school record and Jeff Liese (2000-03) of Nebraska's Big 12 record.

PAYTON NAMED SENIOR CLASS AWARD CANDIDATE - Mark Payton was named one of 30 candidates for the Senior CLASS Award on March 19. The award is presented annually to a NCAA Division I senior who has notable achievements in four areas of excellence – community, classroom, character and competition. An acronym for Celebrating Loyalty and Achievement for Staying in School®, the Senior CLASS Award focuses on the total student-athlete and encourages students to use their platform in athletics to make a positive impact as leaders in their communities. Payton's Senior CLASS bio can be viewed here: http://www.seniorclassaward.com/athletes/mark_payton/. The 30 candidates will be narrowed to 10 finalists midway through the regular season, and those 10 names will be placed on the official ballot. The Senior CLASS Award winner will be announced during the 2014 College World Series® in June.

TWO-OUT PRODUCTION - Payton has been at the top of his game when coming to bat with two outs. The senior is 15-for-44 with 13 RBI on the season and has started several key two-out rallies: against Baylor on 4/4, he delivered a two-out bases loaded double in the bottom of the ninth, giving the Longhorns a 5-4 walk-off victory; his two-out single in the fifth inning of game three at Cal led to a two-run inning in a



game that UT won 6-2; his two-out single in the fifth inning against TAMU-CC on 2/18 led to a five-run inning; against Stanford on 2/21, he had a two-run triple with two outs that started a five-run inning; on 2/22 vs. Stanford, with the game tied 2-2 in the seventh inning, Payton worked an eight-pitch at bat and hit a run-scoring single to give Texas the lead; on 3/8 vs. Hawai'i, down 2-0 in the fifth he hit a two-run triple to tie the game. The Longhorns went on to win, 3-2; on 3/16 against Kansas he hit an RBI double to tie the game at one apiece.

- C.J. Hinojosa (16-for-49), Collin Shaw (12-for-35), Ben Johnson (12-for-39) and Madison Carter (6-for-12) have also provided key two-out hits.
- As a team, Texas is batting .281 with two outs. In the last 17 games Texas is hitting .314 as a team with two outs, and 42 of Texas' 68 two-out RBI have come in that stretch.
- Of Texas' 190 runs this season, 86 have come with two outs.

WALKING OFF - Texas has three walk-off wins this season.

- Senior Mark Payton had a walk-off three-run double down the left field line with two outs in the bottom of the ninth against Baylor on April 4, giving the Horns a 5-4 win.
 - Senior Jacob Felts' single to center in the bottom of the 11th inning vs. UTPA on Feb. 25 scored Alex Silver to give Texas a 2-1 win.
 - Against Stanford on Feb. 22, Collin Shaw scored from third base on a wild pitch in the bottom of the ninth to lift Texas to a 4-3 win.
- Prior to that, Texas' last win on a walk-off hit was March 16, 2013, on a double by Felts vs. Texas Tech. Felts also had a game-winning hit vs. Hawai'i on March 7, breaking a 2-2 tie with a run-scoring single in the eighth inning.

A LOOK AT THE STAFF - Head coach Augie Garrido enters his 18th season at Texas and 46th overall with a career record of 1,904-879-9. He is assisted by Skip Johnson (eighth season at Texas), Tommy Nicholson (fourth season at Texas) and Ryan Russ (third season at Texas). Johnson has led UT to top-10 national finishes in ERA in five of his seven seasons on the Forty Acres. Nicholson, a volunteer assistant in 2009 and 2010, returned to the staff as an assistant coach prior to last season. He coaches the infielders and hitters and helped the Longhorns lead the Big 12 in fielding percentage last season. Russ, in his third season as volunteer assistant, coaches the outfielders and helps coach the hitters.

ACADEMIC SUCCESS - The Texas baseball team has a long history of academic success.

- Since 2006, over 30 Texas Baseball student-athletes have returned to campus to earn their degrees.
- The program has posted a perfect score of 1,000 Academic Progress Rate (APR) from 2007-11 and has received APR Public Recognition Awards four times for having multiyear Academic Progress Rates in the top 10 percent in their sport (2008-09, 2009-10, 2010-11, 2011-12).
- The team earned the College World Series Award for the team with the highest GPA in 2009 and 2011.
- The team has had six consecutive semesters of a GPA of 3.0 or better and currently holds a 3.2 GPA. Over 70% of students on the team holds a cumulative GPA of 3.0 or better.

HONORING JAMES STREET - Texas will honor the late James Street, who passed away in September of 2013, throughout the season by wearing a "JS" decal on their hats and helmets. A two-sport star, Street helped lead UT to three consecutive College World Series appearances and posted a career record of 29-8. Street ranks sixth in UT history with 21 complete games and ninth with a career 1.86 ERA and 302 strikeouts. He threw a perfect game in 1970 (vs. Texas Tech) and a no-hitter in 1969 (vs. SMU). Street was a two-time second-team All-America selection and a three-time All-SWC choice. On the football field, Street was a perfect 20-0 as a starting quarterback from 1968-69 and helped lead UT to the 1969 National Championship. The Longhorns posted a perfect 11-0 record (7-0 in the Southwest Conference) and capped off their second national title with a 21-17 victory against No. 9 Notre Dame in the 1970 Cotton Bowl. Street earned consensus All-SWC honors that season.

TOP PROSPECTS - Texas had eight total players appear in *Baseball America's* preseason Top 50 prospects rankings for each class.

Freshmen: Andy McGuire No. 13, Tres Barrera No. 33, Blake Goins No. 50.

Sophomore: C.J. Hinojosa No. 31.

Juniors: Dillon Peters No. 30, Parker French No. 46.

Seniors: Mark Payton No. 6, Nathan Thornhill No. 17.

NCAA Team Rankings (as of 4/14)

Statistic	Natl.	Conf.	Value
Walks	23	4	161
Batting Avg.	149	7	.268
Double Plays	8	1	38
Doubles	114	5	55
ERA	5	1	2.11
Fielding %	13	2	.979
Hit by Pitch	249	9	24
Hits	113	6	321
Hits Allowed/9 inn.	11	1	7.13
Home Runs	178	6	9
On-Base %	112	7	.361
Runs	123	6	180
Sac Bunts	1	1	58
Sac Flies	79	4	16
Scoring	160	6	4.9
Shutouts	10	1	6
Slugging %	153	6	.356
Stolen Bases	134	5	34
Strikeout/Walk Ratio	163	8	1.70
Strikeouts/9 inn.	250	8	5.6
Triples	31	4	12
WHIP	21	2	1.16
W-L %	6	1	.784
Walks Allowed/9 inn.	103	6	3.28

NCAA Individual Rankings (as of 4/14)

Statistic	Player	Natl.	Conf.	Value
Walks	Marlow	11	2	31
	Payton	15	3	29
	Clemens	53	5	25
Batting Avg.	Payton	174	5	.350
ERA	Thornhill	6	1	0.78
	French	146	9	2.21
Hits	Payton	96	4	48
Hits Allowed/9 inn.	Thornhill	17	1	4.97
	Schiraldi	166	8	7.16
On-Base %	Payton	60	1	.467
Runs	Marlow	156	10	29
RBI	Payton	222	7	26
Sac Bunts	Hinojosa	10	1	10
	Marlow	134	9	6
	Johnson	134	9	6
Sac Flies	Johnson	24	3	5
	Hinojosa	64	5	4
Saves	Curtiss	86	5	5
Slugging %	Payton	215	8	.504
Strikeouts	French	212	6	42
Total Bases	Payton	125	7	69
Triples	Payton	11	1	5
	Johnson	64	5	3
Victories	Thornhill	34	1	6
	Schiraldi	80	4	5
	Peters	80	4	5
WHIP	Thornhill	36	4	0.91

TEXAS SERIES-BY-SERIES BREAKDOWN

Hitting

Opponent	W-L	Avg.	AB	R	H	2B	3B	HR	RBI	SLG%	BB	SO	OB%	SB-SA
California	2-2	.240	129	12	31	2	1	2	11	.318	12	19	.310	1-1
TAMU-CC	1-0	.333	33	10	11	1	1	0	5	.424	1	5	.395	2-4
Stanford	2-1	.277	94	18	26	4	3	0	15	.383	20	10	.397	2-3
UTPA	1-0	.129	31	2	4	0	0	0	2	.129	8	4	.217	0-1
Houston C.C.	3-0	.233	86	8	20	4	0	0	7	.279	10	18	.323	2-2
Valparaiso	1-0	.273	33	7	9	1	0	0	7	.303	4	3	.351	2-2
Hawai'i	3-1	.226	115	11	26	1	2	0	10	.270	17	18	.326	5-5
Texas State	1-0	.265	34	6	9	0	2	1	5	.471	1	8	.297	1-2
Kansas	1-2	.185	92	5	17	5	0	0	4	.239	4	14	.219	1-2
Dallas Baptist	1-0	.333	30	5	10	2	1	0	5	.467	5	6	.459	1-1
Columbia	3-0	.333	96	24	32	7	1	0	20	.427	16	11	.436	3-3
Texas State	1-0	.333	30	5	10	2	0	1	5	.500	5	5	.417	0-0
Texas Tech	2-1	.328	130	20	44	8	0	3	19	.469	15	23	.427	6-7
Rice	1-0	.286	35	5	10	1	0	0	4	.314	8	7	.400	1-1
Baylor	3-0	.272	92	15	25	8	0	0	14	.359	13	10	.361	3-4
Rice	0-1	.040	25	2	1	0	0	0	1	.040	7	7	.294	1-1
Oklahoma	3-0	.310	116	25	36	9	1	2	22	.457	15	18	.407	3-3
UTA	1-0	.276	29	10	8	1	1	1	9	.483	8	4	.432	3-3
TCU														
UTPA														
Oklahoma St.														
PV A&M														
West Virginia														
Texas State														
Kansas State														
Totals:	30-8	.268	1229	190	329	56	13	10	166	.359	169	190	.364	37-45

Pitching

Opponent	W-L	ERA	IP	H	R	ER	BB	SO	2B	3B	HR	B/Avg.	WP	HP
California	2-2	1.06	34.0	27	11	4	13	16	4	0	0	.223	1	2
TAMU-CC	1-0	0.00	8.0	7	0	0	4	6	1	0	0	.233	2	1
Stanford	2-1	5.88	26.0	30	17	17	12	20	6	1	1	.297	1	3
UTPA	1-0	0.82	11.0	10	1	1	5	6	2	0	0	.263	0	0
Houston C.C.	3-0	0.67	27.0	23	4	2	6	23	2	1	0	.225	1	0
Valparaiso	1-0	1.00	9.0	4	1	1	6	7	0	0	0	.129	2	0
Hawai'i	3-1	2.12	34.0	19	11	8	10	19	1	0	0	.171	2	2
Texas State	1-0	3.00	9.0	7	3	3	3	10	0	0	0	.200	1	0
Kansas	1-2	3.00	27.0	22	10	9	10	16	2	0	0	.232	2	4
Dallas Baptist	1-0	0.00	9.0	2	0	0	3	4	0	0	0	.077	0	2
Columbia	3-0	0.67	27.0	23	4	2	10	13	6	0	0	.237	1	0
Texas State	1-0	1.00	9.0	2	1	1	3	8	0	0	0	.071	0	0
Texas Tech	2-1	2.79	29.0	26	11	9	11	13	3	0	0	.236	5	4
Rice	1-0	2.00	9.0	7	2	2	3	3	0	0	0	.219	3	0
Baylor	3-0	2.00	27.0	19	7	6	9	22	4	1	0	.207	2	2
Rice	0-1	7.00	9.0	13	7	7	5	4	1	0	0	.351	2	1
Oklahoma	3-0	1.93	28.0	22	11	6	8	16	6	0	0	.218	1	0
UTA	1-0	2.00	9.0	6	2	2	3	4	1	0	0	.176	0	1
TCU														
UTPA														
Oklahoma St.														
PV A&M														
West Virginia														
Texas State														
Kansas State														
Totals:	30-8	2.12	340.0	269	103	80	124	210	39	3	1	.220	26	22

THIS WEEK'S NATIONAL RANKINGS

BASEBALL AMERICA (as of 4/14)

1. Virginia	30-6	2
2. Louisiana-Lafayette	34-4	3
3. Cal. Poly	30-5	3
4. Florida State	27-8	1
5. Oregon State	27-7	6
6. Texas	29-8	7
7. Washington	24-7	9
8. Alabama	24-11	10
9. Florida	23-13	15
10. Louisville	27-8	13
11. South Carolina	28-7	5
12. LSU	27-9	16
13. Mississippi	29-9	19
14. Houston	26-9	8
15. Miami (Fla.)	25-12	24

COLLEGIATE BASEBALL NEWSPAPER (as of 4/14)

Team	W-L	Pvs
1. Louisiana-Lafayette	34-4	1
2. Virginia	30-6	3
3. Cal. Poly	30-5	6
4. Texas	29-8	7
5. Oregon State	27-7	5
6. Washington	24-7-1	8
7. Florida State	27-8	2
8. Alabama	24-11	9
9. Louisville	27-8	11
10. Oregon	27-10	12
11. Miami (Fla.)	25-12	20
12. Florida	23-13	13
13. Mississippi	29-9	17
14. LSU	27-9-1	15
15. South Carolina	28-7	4

PERFECT GAME USA (as of 4/14)

Team	W-L	Pvs
1. Virginia	30-6	2
2. Louisiana-Lafayette	34-4	3
3. Cal. Poly	30-5	4
4. Florida State	27-8	1
5. Oregon State	27-7	6
6. Texas	29-8	8
7. Louisville	27-8	10
8. LSU	27-9	11
9. South Carolina	28-7	5
10. Washington	24-7	12
11. Alabama	24-11	18
12. Houston	26-9	7
13. Mississippi	29-9	20
14. UC Santa Barbara	22-8	19
15. Oregon	27-10	16

NCBWA (as of 4/14)

Team	W-L	Pvs
1. Virginia	30-6	1
2. Louisiana-Lafayette	34-4	3
3. Cal. Poly	30-5	6
4. Oregon State	27-7	5
5. Florida State	27-8	2
6. South Carolina	28-7	4
7. Texas	29-8	9
8. LSU	27-9-1	8
9. Louisville	27-8	10
10. Oregon	27-10	12
11. Vanderbilt	27-10	7
12. Mississippi	29-9	14
13. Oklahoma State	26-10	18
14. Houston	26-9	11
15. Washington	24-7-1	20

USA TODAY/ESPN (as of 4/14)

Team	W-L	Pvs
1. Virginia	30-6	2
2. Louisiana-Lafayette	34-4	3
3. Oregon State	27-7	5
4. Cal. Poly	30-5	6
5. Florida State	27-8	1
6. South Carolina	28-7	4
7. LSU	27-9-1	8
8. Texas	29-8	9
9. Louisville	27-8	11
10. Mississippi	29-9	13
11. Oregon	27-10	12
12. Vanderbilt	27-10	7
13. Washington	24-7-1	17
14. Rice	26-12	20
15. Houston	26-9	10

16. Rice	26-12	21
17. UC Santa Barbara	22-8	22
18. Vanderbilt	27-10	11
19. Kentucky	23-13	12
20. UNLV	25-11	20
21. Indiana	21-11	23
22. Clemson	21-14	14
23. Oregon	27-10	25
24. Mississippi State	22-15	17
25. Georgia Tech	23-14	NR

16. Vanderbilt	27-10	10
17. UC Santa Barbara	22-8	14
18. Indiana	21-11	23
19. Pepperdine	27-8	24
20. Oklahoma State	26-10	NR
21. UC Irvine	24-11	NR
22. Mississippi State	22-15	21
23. Seton Hall	25-7	28
24. Rice	26-12	30
25. UNLV	25-11	NR
26. San Diego	25-10	27
27. Arizona State	19-14	25
28. Houston	26-9	16
29. Cal. State Fullerton	18-13	19
30. Georgia Tech	23-14	NR

16. UNLV	25-11	17
17. Miami (Fla.)	25-12	25
18. Florida	23-13	NR
19. Vanderbilt	27-10	9
20. Rice	26-12	22
21. Kentucky	23-13	14
22. Mississippi	22-15	13
23. Clemson	21-14	15
24. Indiana	21-11	NR
25. Pepperdine	27-8	NR

16. Rice	26-12	21
17. Alabama	24-11	16
18. Florida	23-13	24
19. Cal. State Fullerton	18-13	15
20. Miami (Fla.)	25-12	23
21. Clemson	21-14	13
22. Mississippi State	22-15	19
23. UC Santa Barbara	22-8	26
24. Kentucky	23-13	17
25. Texas Tech	28-11	30
26. Indiana	21-11	NR
27. UCLA	19-15	22
28. Pepperdine	27-8	NR
29. Tennessee	23-11	27
30. Liberty	29-8	NR

16. Oklahoma State	26-10	19
17. Miami (Fla.)	25-12	24
18. Florida	23-13	25
19. Alabama	24-11	16
20. Clemson	21-14	14
21. UC Santa Barbara	22-8	NR
22. Kentucky	23-13	15
23. Cal. State Fullerton	18-13	18
24. Texas Tech	28-11	NR
25. Pepperdine	27-8	NR

TEXAS IN THE 2014 RANKINGS

	PG	CB	BA	BW	CP
Preseason	25	20	18	25	22
Feb. 17	-	25	18	-	22
Feb. 24	-	24	15	27	22
March 3	19	17	10	20	18
March 10	16	14	10	16	15
March 17	22	19	15	19	20
March 24	22	15	12	16	14
March 31	12	9	8	11	11
April 7	8	7	7	9	9
April 14	6	4	6	7	8
April 21	-	-	-	-	-
April 28	-	-	-	-	-
May 5	-	-	-	-	-
May 12	-	-	-	-	-
May 19	-	-	-	-	-
May 26	-	-	-	-	-

PG: Perfect Game USA; CB: Collegiate Baseball Newspaper; BA: Baseball America; BW: National Collegiate Baseball Writer's Association; CP: USA Today/ESPN Coaches Poll

TEXAS' OPPONENTS IN 2014 (as of 4/16)

Opponent (Conference)	
Cal (Pac-12)	15-17
Texas A&M Corpus Christi (Southland)	19-19
Stanford (Pac-12)	13-16
UT-Pan American (WAC)	15-23
Rice (C-USA)	26-13
Houston (American Athletic)	27-9
Sam Houston State (Southland)	25-12
Valparaiso (Horizon)	13-16
Hawai'i (Big West)	14-19
Texas State (Sun Belt)	19-17
Dallas Baptist (Missouri Valley)	25-11
Columbia (Ivy League)	16-15
UT-Arlington (Sun Belt)	16-21
Prairie View A&M (SWAC)	15-18
Non-Conference	258-226-0 (.533)

Kansas	22-16
Texas Tech	29-11
Baylor	17-19
Oklahoma	24-14
TCU	23-13
Oklahoma State	26-11
West Virginia	17-15
Kansas State	20-17
Big 12 Conference	178-116-0 (.605)

Overall **436-342-0 (.560)**

Head Coach Augie Garrido



Seven trips to the College World Series (CWS), National Championships in both 2002 and 2005. Second-place finishes in 2004 and 2009. Seven Big 12 Conference Championships (2002, 2004, 2006, 2007, 2009, 2010, and 2011) and four league tournament crowns (2002, 2003, 2008 and 2009). These are the results and why head coach Augie Garrido was hired to guide the Texas baseball program in 1996.

During his first 17 years on the Forty Acres, Garrido became the all-time winningest coach in NCAA Division I baseball history by capturing his 1,428th career win on June 9, 2003, (a 6-5 Texas victory over then No. 1 Florida State during NCAA Super Regional action in Tallahassee, Fla.). He brought Texas back to the CWS for the first time since 1993 during the 2000 campaign, and returned the Horns to the pinnacle of collegiate baseball in 2002 by leading UT to a 57-15 record that produced the school's first-ever Big 12 regular-season and tournament championships as well as its first national title since 1983. He duplicated the feat in 2005, guiding the Longhorns to their sixth National Championship - the second-most for one school in NCAA history. Texas' rise under Garrido has been the culmination of inking 16 straight top 15 recruiting classes and producing teams that have stood tall against perennial powers such as LSU, Miami (Fla.), Stanford and USC. Now, in his 18th year in Austin, Garrido, who was selected as both the 2002 and 2005 National Coach of the Year, looks to keep the program in contention for college baseball's ultimate prize each and every season.

Garrido is the second coach in Division I baseball history to tally 1,700 or more career victories. He is one of only two Division I coaches to ever win 500 or more games at two different schools and the only coach to ever win 600 or more games at two different schools.

He is also the first coach to lead teams from two different schools to national crowns (Cal State Fullerton & Texas), guide squads to National Championships in four different decades, and is one of only three coaches in history to win five or more NCAA titles (1979, 1984, 1995, 2002, 2005). Garrido has earned 14 trips to the CWS and 31 NCAA Regional Championship appearances, including 13 at Texas, while garnering National Coach of the Year honors six times (1975, 1979, 1984, 1995, 2002, 2005), regional coach of the year accolades on seven occasions (1975, 1979, 1984, 1995, 2002, 2004, 2005) and conference coach of the year distinctions eight times (1987, 1995, 2002, 2004, 2006, 2007, 2010, 2011) after leading his clubs to 25 league crowns.

The Vallejo, Calif., native is just the 13th coach in UT's 120-year baseball history, and, with the exception of the war years of 1943-45 when Blair Cherry was at the helm, is only the fourth Texas head coach since 1911.

As a result of his unique coaching style, Garrido has been ranked as one of the top three baseball teachers in the nation by Major League Baseball Directors of Player Development. To deserve that distinction, Garrido has coached three Golden Spikes Award winners, four National Players of the Year, six College World Series MVPs, 52 All-Americans, 14 All-League MVPs and 119 professional players over his career. He has also had 16 of his players selected in the first round of the Major League Baseball Draft, including Longhorns Beau Hale (No. 14) in 2000, Omar Quintanilla (No. 33) in 2003, both J.P. Howell (No. 31) and 2005 American League Rookie of the Year Huston Street (No. 40) in 2004, the duo of Drew Stubbs (No. 8) and Kyle McCulloch (No. 29) in 2006, Chance Ruffin (No. 48) in 2010, '10-'11 Big 12 Male Athlete of the Year Taylor Jungmann (No. 12) and Corey Knebel (No. 39) in 2013. In addition, during his 17 years at UT, Garrido has tutored the skills of 26 players who have earned All-America honors a total of 33 times, 23 Freshman All-Americans, including a school-record four in 2006, 149 All-Conference performers, 11 USA Baseball National Team members and 92 players who have gone on to play in professional baseball.

Garrido's name is also held in high regard when people speak of his accomplishments in the College World Series. He is currently tied for second with five National Championships (trailing only Rod Dedeaux's 10 at USC), ranks fourth and sixth, respectively, in victories (38) and winning percentage (.655; 38-20), as well as fifth in both series games (58) and appearances (14) among all-time coaches. He is also one of only eight men in history to coach two or more different teams in the CWS and is only the third Longhorns head coach (Bibb Falk & Cliff Gustafson) in the 120 years of Texas baseball to lead the Horns to Omaha. He was one of three coaches named to the College World Series Legends Team in 2010.

Garrido's Year-by-Year Records

Year	School	Record	Pct.	Titles/Championships
1969	San Francisco State	25-14	.641	
1970	Cal Poly	16-33	.327	
1971	Cal Poly	39-11-1	.775	
1972	Cal Poly	31-18*	.633	
1973	Cal State Fullerton	19-33-1	.368	
1974	Cal State Fullerton	37-17	.685	CCAA
1975	Cal State Fullerton	36-16-1	.689	PCAA & Regional
1976	Cal State Fullerton	46-15	.762	PCAA
1977	Cal State Fullerton	44-14	.759	SCBA (Co-Champions)
1978	Cal State Fullerton	44-13	.772	SCBA
1979	Cal State Fullerton	60-14-1	.807	SCBA, Regional & NCAA
1980	Cal State Fullerton	49-18-1	.724	SCBA
1981	Cal State Fullerton	47-18	.723	SCBA
1982	Cal State Fullerton	51-23	.689	SCBA & Regional
1983	Cal State Fullerton	50-21-1	.701	SCBA (Co-Champions)
1984	Cal State Fullerton	66-20	.767	SCBA, Regional & NCAA
1985	Cal State Fullerton	36-32-1	.529	PCAA South
1986	Cal State Fullerton	36-21	.632	
1987	Cal State Fullerton	44-17	.721	PCAA
1988	Illinois	26-20	.565	
1989	Illinois	42-16	.724	Big Ten
1990	Illinois	43-21	.672	Big Ten
1991	Cal State Fullerton	34-22	.607	Big West (Co-Champions)
1992	Cal State Fullerton	46-17	.730	Regional
1993	Cal State Fullerton	35-19	.648	
1994	Cal State Fullerton	47-16	.746	Big West (Tri-Champions) & Regional
1995	Cal State Fullerton	57-9	.864	Big West, Regional & NCAA
1996	Cal State Fullerton	45-16	.738	
1997	Texas	29-22	.569	
1998	Texas	23-32-1	.420	
1999	Texas	36-26	.581	
2000	Texas	46-21	.687	Regional & Super Regional
2001	Texas	36-26	.581	
2002	Texas	57-15	.792	Big 12, Big 12 Tournament, Regional, Super Regional & NCAA
2003	Texas	50-20	.714	Big 12 Tournament, Regional & Super Regional
2004	Texas	58-15	.795	Big 12, Regional & Super Regional
2005	Texas	56-16	.778	Regional, Super Regional & NCAA
2006	Texas	41-21	.661	Big 12
2007	Texas	46-17	.730	Big 12
2008	Texas	39-22	.639	Big 12 Tournament
2009	Texas	50-16-1	.754	Big 12, Big 12 Tournament, Regional & Super Regional
2010	Texas	50-13	.794	Big 12 and Regional
2011	Texas	49-19	.721	Big 12, Regional and Super Regional
2012	Texas	30-22	.577	
2013	Texas	27-24	.529	
2014	Texas	30-8	.789	

CAREER TOTAL 1,904-879-9 .684 46 seasons

Texas:	753-355-2 (.680)	18 seasons
Cal State Fullerton:	929-391-6 (.703)	21 seasons
Illinois:	111-57 (.661)	3 seasons
Cal Poly:	86-62-1* (.581)	3 seasons
San Francisco State:	25-14 (.641)	1 season

*Although scores listed in one source reflect a record of 30-19 for Cal Poly during the 1972 season, another source reports a 31-18 record, which is the standard used here.

The Last Time It Happened

Team

Won on a walk-off _____ April 4, 2014, 5-4 over Baylor
 _____ (Mark Payton hit a two-out double scoring three runs)
 Won 20 consecutive games _____ 2010 (21)
 Won 30 consecutive games _____ 1982 (33)
 Scored 20 runs (or more) in a game _____
 _____ May 23, 2010, at Missouri (20-11)
 Allowed 20 runs (or more) in a game _____
 _____ Apr. 11, 2008, at Missouri (31)
 Had 20 hits (or more) in a game _____
 _____ May 30, 2009, vs. Boston College (20)
 Had 25 hits (or more) in a game _____
 _____ March 10, 1998, vs. Southern Illinois (25)
 Allowed 20 hits (or more) in a game _____
 _____ Apr. 11, 2008, at Missouri (31)
 Hit five (or more) HR in a game _____ June 22, 2009, vs. LSU (5)
 Was shutout in a game _____ Feb. 14, 2014, at California (0-7)
 Turned 4 double plays in a game _____ May 19, 2012, vs. Baylor (5)
 Turned a triple play in a game _____ March 7, 1987, vs. Washington State (1)
 Won 50 games in a season _____ 2010 (50-13)
 Hit 60 home runs in a season _____ 2010 (81) (63 games)
 Scored 600 runs in a season _____ 1989 (610) (72 games)
 Had 700 hits in a season _____ 2005 (734) (72 games)
 Had 35 triples in a season _____ 2003 (37) (70 games)
 Had 150 doubles in a season _____ 2002 (164) (72 games)
 Had a team average of .315 or better _____ 2007 (.316) (63 games)
 Stole 100 bases in a season _____ 2005 (103) (72 games)

Texas' Win Streaks

STREAK	YEAR	ENDED BY	SCORE
34 games*	1977	Rice	3-4 (14)
33 games	1982	Houston	3-4
28 games	1946-47	Baylor	2-6
23 games	1914	Missouri	0-2
22 games	1985	Arkansas	4-5
22 games	1924	Baylor	1-2
21 games	2010	Kansas State	1-2
20 games	1988	Oklahoma	8-11
20 games	1973	Baylor	2-3
20 games	1972	Texas Tech	4-5
19 games	1985	Arkansas	5-9
19 games	1947-48	Baylor	7-8
18 games	1979	Minnesota	4-11
18 games	1975	Texas A&M	8-9
17 games	1974	Rice	4-5
16 games	2005	Arizona	3-8
16 games	1989	Dallas Baptist	7-15
16 games	1983-84	Arizona State	0-4
16 games	1982	Miami	1-2
16 games	1979	Texas A&M	0-1

*NCAA Record

Player

Pitched a no-hitter _____ March 1, 2009,
 _____ by Brandon Workman vs. Penn State (9-0)
 Pitched a combined no-hitter _____ May 11, 2013
 _____ Parker French, Travis Duke and Corey Knebel vs. Texas Southern
 _____ 7 innings, Game 1 of doubleheader
 Pitched a perfect game _____ Apr. 3, 1970,
 _____ by James Street vs. Texas Tech (4-0)
 Pitched a complete game shutout _____ June 4, 2010,
 _____ by Brandon Workman vs. Rider (11-0)
 Had 10 strikeouts in a game _____ May 19, 2011,
 _____ by Taylor Jungmann (12) vs. Texas A&M
 Had 15 strikeouts in a game _____ Mar. 12, 2010,
 _____ by Taylor Jungmann (17) vs. Iowa
 Had 19 strikeouts in a game _____ Mar. 18, 1988,
 _____ by Eric Stone (19) vs. Southwestern Louisiana
 Won 10 games in a season _____ 2011 by Taylor Jungmann (13-3)
 Won 15 games in a season _____ 2004, by J.P. Howell (15-2)
 Had 100 strikeouts in a season _____ 2011, Taylor Jungmann (126)
 _____ and Cole Green (104)
 Had 150 strikeouts in a season _____ 2004, by J.P. Howell (166)
 Had 175 strikeouts in a season _____ 1989, by Kirk Dressendorfer (176)
 Had 200 strikeouts in a season _____ 1985, by Greg Swindell (204)
 Had 10 saves in season _____ 2011, by Corey Knebel (19)
 Had 5 complete games in a season _____ 2011, by Taylor Jungmann (5)
 Had 10 complete games in a season _____ 1989, by Kirk Dressendorfer (15)
 Had 40 appearances in a season _____ 2009, by Austin Wood (41)
 Had 5 shutouts in a season _____ 1986, by Greg Swindell (5)
 Hit 3 home runs in a game _____ Apr. 30, 2002, by J.D. Reininger (3) vs. TCU
 Hit for the cycle in a game _____ Apr. 24, 2007, by Kyle Russell
 _____ (Home Run, Triple, Double, Single)
 _____ vs. UT Pan American
 Scored 5 runs in a game _____ Apr. 28, 2009, by Kevin Lusson (5)
 _____ vs. Texas State
 Had 5 hits in a game _____ Mar. 20, 2008, by Michael Torres (5)
 _____ at Texas Tech
 Stole 5 bases in a game _____ Feb. 13, 1996, by MacGregor Byers (5)
 _____ vs. St. Mary's (Texas)
 Stole home in a game _____ March 25, 2011, by Mark Payton at Oklahoma State
 Had 7 RBI in a game _____ Mar. 5, 2008,
 _____ by Brandon Belt (8) vs. Texas A&M-Corpus Christi
 Hit a grand slam home run in a game _____ May 12, 2012,
 _____ by Mark Payton vs. Texas Southern (Game 2 of DH)
 Hit an inside the park home run _____ May 14, 2008,
 _____ by Michael Torres vs. Alabama A&M (Game 1)
 Hit back-to-back home runs _____ May 9, 2010, by Russell
 _____ Moldenhauer and Kevin Keyes at Kansas State
 Had 100 hits in a season _____ 2005, by Seth Johnston (115)
 Had 15 home runs in a season _____ 2008, by Kyle Russell (19)
 Had 20 home runs in a season _____ 2007, by Kyle Russell (28)
 Stole 40 bases in a season _____ 2002, by Tim Moss (40)
 Had 25 doubles in a season _____ 2006, by Carson Kainer (25)
 Had 8 triples in a season _____ 2013, by Mark Payton (8)
 Had 80 RBI in a season _____ 2003, by Dustin Majewski (85)
 Had 100 RBI in a season _____ 1989, by Scott Bryant (112)
 Batted .400 in a season (min. 100 ABs) _____ 2002, by Dustin Majewski (.401)
 Scored 80 runs in a season _____ 2003, by Tim Moss (82)
 Scored 100 runs in a season _____ 1985, by Bill Bates (100)
 Cleared the "Monster" in center field _____ Apr. 24, 2010, by Cameron Rupp
 _____ vs. Oklahoma State
 Hit a leadoff home run _____ March 11, 2014 by Ben Johnson at Texas State

2014 University of Texas Baseball Roster

No.	Name	Pos.	B/T	Ht.	Wt.	Class	Hometown (High School/Previous School)
1	Tres Barrera	C/1B	R/R	6-0	211	Fr.	Eagle Pass, Texas (Mission Sharyland HS)
2	Mark Payton	OF	L/L	5-7	190	Sr.	Chicago, Ill. (St. Rita HS)
4	Collin Shaw	OF	L/L	6-0	199	Jr.	Austin, Texas (Westlake HS)
5	Andy McGuire	IF	R/R	6-1	200	Fr.	Oakton, VA (James Madison HS)
6	Connor Macalla	IF	L/R	6-2	170	Fr.	Houston, Texas (Langham Creek HS)
7	Weston Hall	OF	R/R	6-0	202	Sr.	Cedar Park, Texas (Leander HS/Navarro College)
8	Brooks Marlow	IF	L/R	5-8	184	Jr.	Giddings, Texas (Giddings HS)
9	C.J. Hinojosa	IF	R/R	5-9	179	So.	Spring, Texas (Klein Collins HS)
11	Alex Silver	IF	R/R	6-1	205	Sr.	Houston, Texas (Bellaire HS)
12	Jacob Felts	C	R/R	5-11	200	Sr.	Orange, Texas (Orangetown HS)
14	Ben Johnson	OF	R/R	6-0	191	So.	Austin, Texas (Westwood HS)
15	Justin Peters	RHP	R/R	6-4	193	RS-Jr.	Deer Park, Texas (Deer Park HS/Weatherford College)
17	Bret Boswell	IF	L/R	5-11	177	Fr.	Rockwall, Texas (Rockwall-Heath HS)
24	Parker French	RHP	L/R	6-2	218	Jr.	Dripping Springs, Texas (Dripping Springs HS)
27	Travis Duke	LHP	L/L	6-3	210	So.	Pearland, Texas (Dawson HS)
28	Blake Goins	RHP	R/R	5-11	205	Fr.	Pearland, Texas (Pearland HS)
29	Jon Malmin	LHP	L/L	6-0	180	Fr.	Troy, Texas (Troy HS)
30	Josh Sawyer	LHP	L/L	6-2	190	Fr.	San Angelo, Texas (San Angelo Central HS)
31	Chad Hollingsworth	RHP	R/R	6-2	210	So.	Waco, Texas (Robinson HS)
32	Dillon Peters	LHP	L/L	5-10	212	Jr.	Indianapolis, Ind. (Cathedral HS)
33	Jeremy Montalbano	C	R/R	6-1	202	So.	Katy, Texas (Seven Lakes HS)
34	Lukas Schiraldi	RHP	R/R	6-4	205	Jr.	Austin, TX (St. Michaels/Navarro JC)
35	Madison Carter	IF	R/R	5-10	179	Sr.	Sherman, Texas (Sherman HS/Grayson County College)
36	Nathan Thornhill	RHP	R/R	6-0	182	Sr.	Cedar Park, Texas (Cedar Park HS)
38	Ty Culbreth	LHP/OF	L/L	5-10	181	So.	Bryan, Texas (Bryan HS)
39	James Swan	RHP	R/R	6-5	180	Fr.	Orange, Texas (Little Cypress-Mauriceville HS)
40	Taylor Stell	IF/OF	R/R	6-4	202	Jr.	Dallas, Texas (Lake Highlands HS)
41	Morgan Cooper	RHP	R/R	6-5	211	Fr.	Jarrell, Texas (Jarrell HS)
42	Kacy Clemens	IF/RHP	L/R	6-1	198	Fr.	Houston, TX (Memorial HS)
43	John Curtiss	RHP	R/R	6-4	210	RS-So.	Southlake, Texas (Southlake Carroll HS)
45	Grant Martin	C	R/R	5-9	167	Jr.	Burnet, Texas (Burnet HS)
46	James Barton	C	L/R	5-10	184	So.	Austin, Texas (Hyde Park Baptist HS)
47	Ben Kennedy	C/OF	L/R	5-10	195	Fr.	College Station, Texas (A&M Consolidated)
48	Ty Marlow	IF/P	R/R	5-10	189	Sr.	Giddings, Texas (Giddings HS/Texas A&M/McLennan CC)
50	Zane Gurwitz	IF/OF	R/R	5-8	175	Fr.	San Antonio, TX (Churchill HS)

Head Coach: 16 Augie Garrido (Fresno State, 1961), 18th season
Assistant Coach: 44 Skip Johnson (UT Pan American, 1990), 8th season
Assistant Coach: 10 Tommy Nicholson (Texas, 2006), 2nd season
Volunteer Assistant Coach: 55 Ryan Russ (Texas, 2010), 3rd season

PRONUNCIATIONS

Tres Barrera _____ Tress Barrera
 Augie Garrido _____ AWE gee ga REE doh
 C.J. Hinojosa _____ SEE jay hen o HOE sa
 Jeremy Montalbano _____ Jeremy mohn toll bano

#15 JUSTIN PETERS (r-SO.)

0-1 | 7.73 ERA | 2.1 IP | 1 BBs | 1 Ks

Date	Opponent	IP	H	R	ER	BB	K	Dec
2/15	at Cal	0.1	2	1	1	0	0	L
2/23	Stanford	1.0	2	1	1	1	0	-
4/15	UT Arlington	1.0	1	0	0	0	1	-

Season Highs

IP: 1.0 (twice)

Ks: 1 vs. UT Arlington (4/15)

Hits: 2 (twice)

BBs: 1 vs. Stanford (2/23)

Runs: 1 (twice)

ERs: 1 (twice)

Career Highs

IP: 1.2 at Baylor (5/17/12)

Ks: 4 at Baylor (5/17/12)

Hits: 3 vs. Cal (3/31/12)

BBs: 1 vs. Stanford (2/23/14)

Runs: 2 vs. Cal (3/31/12)

ERs: 2 vs. Cal (3/31/12)

#27 TRAVIS DUKE (SO.)

2-0 | 0.00 ERA | 14.1 IP | 3 BBs | 11 Ks

Date	Opponent	IP	H	R	ER	BB	K	Dec
2/14	at Cal	0.1	2	0	0	0	0	-
2/15	at Cal	0.2	0	0	0	0	0	-
2/18	TX A&M CC	0.1	0	0	0	0	0	-
2/23	Stanford	2.2	1	0	0	0	3	-
2/25	UTPA	1.0	1	0	0	0	0	-
3/2	SHSU	0.2	0	0	0	1	0	-
3/7	Hawai'i	0.2	0	0	0	0	0	W
3/8	Hawai'i-2	0.2	0	0	0	0	0	-
3/11	at TX State	0.2	0	0	0	0	0	-
3/14	Kansas	0.2	1	0	0	0	2	-
3/22	Columbia	1.2	0	0	0	2	1	-
3/25	TX State	1.0	1	0	0	0	2	-
4/1	at Rice	1.2	1	0	0	0	2	-
4/4	Baylor	1.1	1	0	0	0	1	W
4/8	Rice	0.0	1	0	0	0	0	-
4/11	at Oklahoma	0.1	1	0	0	0	0	-

Season Highs

IP: 2.2 vs. Stanford (2/23)

Ks: 3 vs. Stanford (2/23)

Hits: 2 at Cal (2/14)

BBs: 2 vs. Columbia (3/21)

Runs: 0 (16 times)

ERs: 0 (16 times)

Career Highs

IP: 3.1 vs. Texas State (4/9/13)

Ks: 3 (twice)

Hits: 3 (3 times)

BBs: 3 at Houston (3/19/13)

Runs: 4 vs. Kansas State (5/5/13)

ERs: 1 (6 times)

#28 BLAKE GOINS (FR.)

1-0 | 3.38 ERA | 10.2 IP | 8 BBs | 7 Ks

Date	Opponent	IP	H	R	ER	BB	K	Dec
2/14	at Cal	0.0	0	0	0	0	0	-
2/18	TX A&M CC	2.1	3	0	0	1	1	-
2/23	Stanford	1.0	0	0	0	2	1	-
2/25	UTPA	1.0	0	0	0	0	0	-
3/4	Valparaiso	3.0	1	0	0	2	1	W
3/11	at TX State	2.1	5	3	3	1	3	-
4/15	UT Arlington	1.0	1	1	1	2	1	-

Season Highs

IP: 3.0 vs. Valparaiso (3/4)

Ks: 3 at TX State (3/11)

Hits: 5 at TX State (3/11)

BBs: 2 (3 times)

Runs: 3 at TX State

ERs: 3 at TX State

#29 JON MALMIN (FR.)

0-0 | 0.00 ERA | 2.1 IP | 2 BBs | 1 Ks

Date	Opponent	IP	H	R	ER	BB	K	Dec
2/18	TX A&M CC	1.1	1	0	0	2	0	-
3/4	Valparaiso	1.0	1	0	0	0	1	-

Season Highs

IP: 1.1 vs. TX A&M CC (2/18)

Ks: 1 vs. Valparaiso (3/4)

Hits: 1 (twice)

BBs: 2 vs. TX A&M CC (2/18)

Runs: 0 (twice)

ERs: 0 (twice)

#30 JOSH SAWYER (FR.)

1-0 | 8.11 ERA | 6.2 IP | 5 BBs | 8 Ks

Date	Opponent	IP	H	R	ER	BB	K	Dec
2/14	at Cal	0.2	2	0	0	0	0	-
2/18	TX A&M CC	2.2	2	0	0	1	4	W
2/23	Stanford	0.1	2	3	3	1	1	-
2/25	UTPA	1.0	3	1	1	0	1	-
3/4	Valparaiso	1.0	0	1	1	2	1	-
4/15	UT Arlington	1.0	3	1	1	1	1	-

Season Highs

IP: 2.2 vs. TX A&M CC (2/18)

Ks: 4 vs. TX A&M CC (2/18)

Hits: 3 vs. UT Arlington (4/15)

BBs: 2 vs. Valparaiso (3/4)

Runs: 3 vs. Stanford (2/23)

ERs: 3 vs. Stanford (2/23)

#31 CHAD HOLLINGSWORTH (SO.)

1-0 | 1.37 ERA | 19.2 IP | 4 BBs | 8 Ks

Date	Opponent	IP	H	R	ER	BB	K	Dec
2/14	at Cal	0.1	1	1	1	0	0	-
2/18	TX A&M CC	1.1	1	0	0	0	1	-
2/23	Stanford	0.1	0	0	0	0	0	-
2/25	UTPA	1.0	1	0	0	0	1	-
3/4	Valparaiso	1.0	0	0	0	0	2	-
3/11	at TX State	2.0	0	0	0	0	2	-
3/14	Kansas	0.1	2	0	0	0	0	-
3/16	Kansas	0.1	0	0	0	0	0	-
3/28	at TX Tech	1.0	1	0	0	0	0	-
3/29	at TX Tech	4.2	4	3	1	1	1	-
4/4	Baylor	2.1	2	1	1	2	1	-
4/8	Rice	2.0	1	0	0	1	0	-
4/15	UT Arlington	3.0	0	0	0	0	0	W

Season Highs

IP: 4.2 at TX Tech (3/29)

Ks: 2 (twice)

Hits: 4 at TX Tech (3/29)

BBs: 2 vs. Baylor (4/4)

Runs: 3 at TX Tech (3/29)

ERs: 1 (3 times)

Career Highs

IP: 5.0 vs. UT-Arlington (2/19/13)

Ks: 3 vs. UT-Arlington (2/19/13)

Hits: 6 vs. UT-Pan American (3/5/13)

BBs: 3 vs. Oral Roberts (3/12/13)

Runs: 3 at TX Tech (3/29/14)

ERs: 3 at Houston (3/19/13)

#38 TY CULBRETH (SO.)

1-0 | 1.77 ERA | 20.1 IP | 9 BBs | 13 Ks

Date	Opponent	IP	H	R	ER	BB	K	Dec
2/14	at Cal	1.2	1	0	0	0	2	-
2/15	at Cal	1.0	1	1	1	2	2	-
2/23	Stanford	0.2	2	2	2	0	0	-
2/25	UTPA	1.0	1	0	0	0	1	-
3/4	Valparaiso	1.0	1	0	0	1	0	-
3/8	Hawai'i	2.0	0	0	0	0	2	-
3/9	Hawai'i	2.0	0	0	0	1	0	-
3/11	at TX State	2.2	1	0	0	2	4	W
3/14	Kansas	2.2	0	0	0	0	1	-
3/16	Kansas	0.0	0	2	1	2	0	-
4/8	Rice	2.2	1	0	0	1	0	-
4/15	UT Arlington	3.0	1	0	0	0	1	-

Season Highs

IP: 3.0 vs. UT Arlington (4/15)

Ks: 4 at TX State (3/11)

Hits: 2 vs. Stanford (2/23)

BBs: 2 (3 times)

Runs: 2 (twice)

ERs: 2 vs. Stanford (2/23)

Career Highs

IP: 3.0 vs. UT Arlington (4/15/14)

Ks: 4 at TX State (3/11/14)

Hits: 2 vs. Stanford (2/23/14)

BBs: 2 (3 times)

Runs: 2 (twice)

ERs: 2 vs. Stanford (2/23/14)

#41 Morgan Cooper (FR.)

3-1 | 1.65 ERA | 27.1 IP | 4 BBs | 21 Ks | 3 SV

Date	Opponent	IP	H	R	ER	BB	K	Dec
2/14	at Cal	1.0	0	0	0	1	2	-
2/15	at Cal	1.0	0	0	0	0	0	-
2/21	Stanford	1.1	4	2	2	1	1	-
2/25	UTPA	1.0	1	0	0	0	0	-
3/2	SHSU	4.1	3	0	0	0	5	W
3/8	Hawai'i	2.0	0	0	0	1	2	W
3/11	at TX State	0.1	0	0	0	0	1	-
3/16	Kansas	4.0	3	3	3	1	2	L
3/21	Columbia	3.0	5	2	0	0	0	SV
3/25	TX State	1.0	0	0	0	0	1	-
3/28	at TX Tech	1.0	0	0	0	0	0	-
3/30	at TX Tech	1.2	2	0	0	0	0	-
4/1	at Rice	0.2	1	0	0	0	0	SV
4/5	Baylor	3.0	2	0	0	0	3	SV
4/11	at Oklahoma	3.0	0	0	0	0	4	W

Season Highs

IP: 4.1 vs. SHSU (3/2)

Ks: 5 vs. SHSU (3/2)

Hits: 5 vs. Columbia (3/21)

BBs: 1 (4 times)

Runs: 3 vs. Kansas (3/16)

ERs: 3 vs. Kansas (3/16)

#43 JOHN CURTISS (r-SO.)

1-0 | 0.92 ERA | 19.2 IP | 10 BBs | 15 Ks | 5 SV

Date	Opponent	IP	H	R	ER	BB	K	Dec
2/25	UTPA	2.0	1	0	0	1	2	-
3/1	Houston	1.2	2	1	0	1	0	-
3/4	Valparaiso	1.0	0	0	0	1	2	-
3/7	Hawai'i	1.0	0	0	0	1	0	SV
3/9	Hawai'i	1.0	0	0	0	0	2	SV
3/11	TX State	1.0	0	0	0	0	0	SV
3/15	Kansas	1.2	1	0	0	0	1	SV
3/16	Kansas	0.1	1	0	0	0	1	-
3/22	Columbia	1.0	0	0	0	0	0	-
3/30	at TX Tech	5.0	2	2	2	4	4	W
4/6	Baylor	1.0	1	0	0	0	1	-
4/11	at Oklahoma	1.0	0	0	0	1	1	SV
4/12	at Oklahoma	2.0	1	0	0	1	1	-

Season Highs

IP: 5.0 at TX Tech (3/30)

Ks: 4 at TX Tech (3/30)

Hits: 2 (twice)

BBs: 4 at TX Tech (3/30)

Runs: 2 at TX Tech (3/30)

ERs: 2 at TX Tech (3/30)

Career Highs

IP: 6.2 vs. Kansas (5/24/12)

Ks: 5 (twice)

Hits: 7 vs. Baylor (5/19/12)

BBs: 2 (7 times)

Runs: 4 (3 times)

ERs: 4 (twice)

#48 TY MARLOW (SR.)

0-0 | 0.00 | 2.0 IP | 0 BBs | 0 Ks

Date	Opponent	IP	H	R	ER	BB	K	Dec
3/4	Valparaiso	1.0	1	0	0	0	0	-
3/9	Hawai'i	1.0	1	0	0	0	0	-

Season Highs

IP: 1.0 (twice)

Ks: 0 (twice)

Hits: 1 (twice)

BBs: 0 (twice)

Runs: 0 (twice)

ERs: 0 vs. (twice)

Career Highs

IP: 3.2 at Kansas (4/12/13)

Ks: 7 at Kansas (4/12/13)

Hits: 5 at Kansas (4/12/13)

BBs: 1 (7 times)

Runs: 1 (8 times)

ERs: 1 (8 times)

**#24 Parker French****JR-2V | RHP****6-2 | 218****Dripping Springs, Texas****Dripping Springs HS****Season Highs****IP:** 7.1 (twice)**Ks:** 8 vs. Stanford (2/21)**Hits:** 8 at Oklahoma (4/11)**BBs:** 4 vs. Baylor (4/4)**Runs:** 8 at Oklahoma (4/11)**ERs:** 3 (3 times)**Career Highs**

8.0 (twice)

Same

9 (twice)

4 (twice)

Same

6 at Stanford (2/26/12)

2014

Ranks seventh in the Big 12 in strikeouts (42), eighth in innings pitched (57) and ninth in ERA (2.21) ... is third among active Big 12 players in career wins with 14, trailing only teammates Dillon Peters (15) and Nathan Thornhill (16) ... ranks fourth among active Big 12 players with 201 career innings pitched ... threw seven strong innings against Texas Tech on March 28, allowing only one run on six hits and two walks while striking out two en route to his fourth victory of the season ... went 7 1/3 strong innings while yielding only six hits, one run and striking out six in a win against Columbia March 22 ... struck out six in 7 1/3 innings against Hawai'i on March 7 while allowing two runs (one earned); didn't factor into the decision though the Longhorns went on to win ... picked up his second win of the year against Houston on March 1 when he struck out seven in seven strong innings of work while only allowing one run ... won his first game of 2014 against Stanford on February 21 when he went six innings allowing only four hits and one run while striking out a career-high eight ... went five innings, yielding only four hits and six unearned runs, while striking out four in a loss to Cal on February 14 ... named to the Big 12 Commissioner's Honor Roll for the 2013 fall semester.

2013

Made 13 starts primarily as the team's No. 1 starter as a sophomore, posting a 4-5 record with a 2.68 ERA ... in 77 1/3 innings, allowed 69 hits and 23 earned runs with 24 walks, 46 strikeouts and a .240 opponents' batting average ... threw three innings as part of a combined seven-inning no-hitter on May 11 against Texas Southern ... allowed two runs on seven hits with four walks and two strikeouts in seven innings on May 3 against Kansas State ... allowed only one earned run in five innings with three walks and three strikeouts on April 26 at Baylor ... took the loss in a 1-0 decision on April 19 against West Virginia despite going 7 1/3 innings where he allowed one run on five hits with a walk and a then career-high seven strikeouts ... gave up two runs in 5 1/3 innings with five hits on April 5 against No. 13 Oklahoma in a 2-1 loss ... threw six scoreless innings on March 15 against Texas Tech with two hits, two walks and four strikeouts ... picked up his third win with a season-high eight innings on March 8 against UC Santa Barbara, allowing one run on five hits with two walks and three strikeouts ... tagged with the loss on March 1 at No. 15 Stanford despite giving up only two runs on two hits in seven innings ... gave up two runs on eight hits in 6 1/3 innings with a walk and six strikeouts on Feb. 22 against Nebraska to get the win ... in his season debut, earned the win against Sacramento State with seven shutout innings, allowing three hits with no walks and five strikeouts ... he was named to the Big 12 Commissioner's Honor Roll for the 2012 fall semester.

2012 Highlights


Made nine starts in 21 appearances as a freshman ... had a 6-2 record with a 2.84 ERA and two saves ... combined in three shutouts ... in 66 2/3 innings, allowed 58 hits and 21 earned runs with 19 walks and 30 strikeouts ... opponents hit .231 ... earned Louisville Slugger/Collegiate Baseball Freshman All-America honors ... named Big 12 Freshman of the Year and received All-Big 12 honorable mention.

2014 Game-by-Game Stats

Date	OPPONENT	GS	IP	H	R	ER	BB	SO	2B	3B	HR	WP	BK	HBP	IBB	Score	W	L	SV	ERA
Feb 14, 2014	California	*	5.0	4	6	0	3	4	1	0	0	1	0	1	0	0-7	0	1	0	0.00
Feb 21, 2014	STANFORD	*	6.0	4	1	1	1	8	0	0	0	0	0	1	0	9-3	1	1	0	0.82
Mar 01, 2014	Houston Cougars	*	7.0	7	1	1	1	7	1	0	0	0	0	0	0	3-2	2	1	0	1.00
Mar 07, 2014	HAWAII	*	7.1	5	2	1	1	6	0	0	0	0	0	0	0	3-2	2	1	0	1.07
Mar 14, 2014	KANSAS	*	5.1	7	3	3	3	3	0	0	0	1	0	2	0	2-3	2	2	0	1.76
Mar 18, 2014	DALLAS BAPTIST	*	1.0	0	0	0	0	1	0	0	0	0	0	0	0	5-0	2	2	0	1.71
Mar 22, 2014	COLUMBIA-1	*	7.1	6	1	1	3	6	2	0	0	0	0	0	0	6-1	3	2	0	1.62
Mar 28, 2014	Texas Tech	*	7.0	6	1	1	2	2	0	0	0	0	0	0	0	11-1	4	2	0	1.57
Apr 04, 2014	BAYLOR	*	5.1	5	3	3	4	4	1	0	0	0	0	2	0	5-4	4	2	0	1.93
Apr 11, 2014	Oklahoma	*	5.2	8	8	3	2	1	3	0	0	1	0	0	0	10-8	4	2	0	2.21
Totals		9	57.0	52	26	14	20	42	8	0	0	3	0	6	0	54-31	4	2	0	2.21

Career Stats

Year	ERA	W	L	App	GS	CG	SHO	CBO	SV	IP	H	R	ER	BB	SO	2B	3B	HR	BF	B/Avg	WP	HBP	BK	SFA	SHA
2012	2.84	6	2	21	9	0	0	3	2	66.2	58	32	21	19	30	10	4	3	288	.231	3	12	1	1	5
2013	2.68	4	5	13	13	0	0	1	0	77.1	69	26	23	24	46	9	2	1	329	.240	5	7	0	2	8
2014	2.21	4	2	10	9	0	0	1	0	57.0	52	26	14	20	42	8	0	0	246	.248	3	6	0	3	7
TOTAL	2.60	14	9	44	31	0	0	5	2	201.0	179	84	58	63	118	27	6	4	863	.239	11	25	1	6	20

**#32 Dillon Peters****JR-2V | LHP****5-11 | 212****Indianapolis, Indiana
Cathedral HS****Season Highs****IP:** 8.0 vs. Rice (2/28)**Ks:** 9 vs. Baylor (4/5)**Hits:** 7 (5 times)**BBs:** 4 vs. Columbia (3/21)**Runs:** 6 vs. Hawai'i (3/8)**ERs:** 5 at TX Tech (3/29)**Career Highs**

9.0 at Kansas (4/13/13)

Same

10 at Minnesota (3/23/13)

4 (twice)

Same

Same

2014

Ranks third among active Big 12 players in career ERA (2.46) and is second in wins (15), trailing only teammate Nathan Thornhill (16) ... earned his fifth win of the season April 12 against Oklahoma when he threw seven innings allowing only two runs and striking out three ... struck out a career high nine batters while allowing only two earned runs in his fourth win of the year against Baylor on April 5 ... picked up his third win of the season against Columbia March 21 when he threw six innings allowing only one run and striking out two ... earned his second victory of the season March 15 against Kansas when he threw 7 1/3 innings allowing only one run and striking out three ... named Big 12 Pitcher of the Week and to the Houston College Classic All-Tournament Team after his performance against No. 12/15 Rice on February 28 where he threw eight scoreless innings, striking out six and allowing only four hits while picking up the win ... went seven innings vs. Stanford on February 22, allowing two runs on seven hits in a no decision ... threw seven innnings against Cal on February 15 yielding only five hits and one unearned run ... named to the Big 12 Commissioner's Honor Roll for the 2013 fall semester.

2013

A second team All-Big 12 selection ... made 14 starts while compiling a 6-3 record with 1.97 ERA and one complete game ... in 86 2/3 innings, allowed 71 hits and 19 earned runs with 57 strikeouts, 24 walks, and a .223 batting average against ... Texas went 10-4 in his 14 starts ... went seven innings at Baylor on April 27 with only one earned run on six hits, five strikeouts and three walks in a 1-0 loss ... went eight shutout innings at home against West Virginia on April 20, only giving up four hits while striking out six and walking three ... threw a complete game on April 13 at Kansas where he gave up one earned run, had three strikeouts, one walk, and six hits in a 2-1 victory ... went 7 2/3 scoreless innings vs. Oklahoma on April 6, striking out five and surrendering just two hits without issuing a walk to pick up the win ... threw 8 1/3 innings and surrendered five hits, one earned run, seven strikeouts and one walk on March 16 at home against Texas Tech in a 2-1 win ... picked up his first win of the season with seven innings of work vs. Sacramento State on Feb. 17, when he allowed two runs on five hits ... named to the Big 12 Commissioner's Honor Roll for the 2012 fall semester.

2012 Highlights


Went 4-1 with a 3.18 ERA as a freshman, tying for the team lead with 11 starts ... in 23 appearances, logged 39 2/3 innings with 31 hits and 14 earned runs while walking 18 and striking out 43 ... opponents hit .207.

2014 Game-by-Game Stats

Date	OPPONENT	GS	IP	H	R	ER	BB	SO	2B	3B	HR	WP	BK	HBP	IBB	Score	W	L	SV	ERA
Feb 15, 2014	California-1	*	7.0	5	1	0	2	1	0	0	0	0	0	0	0	1-2	0	0	0	0.00
Feb 22, 2014	STANFORD	*	7.0	7	2	2	1	2	1	0	0	0	0	0	0	4-3	0	0	0	1.29
Feb 28, 2014	Rice	*	8.0	4	0	0	0	6	1	0	0	0	0	0	0	2-0	1	0	0	0.82
Mar 08, 2014	HAWAII	*	5.0	7	6	4	1	3	1	0	0	1	0	2	0	1-6	1	1	0	2.00
Mar 15, 2014	KANSAS	*	7.1	5	1	1	1	3	1	0	0	0	0	0	0	2-1	2	1	0	1.83
Mar 21, 2014	COLUMBIA	*	6.0	7	1	1	4	2	1	0	0	1	0	0	0	7-3	3	1	0	1.79
Mar 29, 2014	Texas Tech	*	3.1	7	5	5	2	2	1	0	0	3	0	2	0	4-8	3	2	0	2.68
Apr 05, 2014	BAYLOR	*	6.0	6	3	2	1	9	1	0	0	1	0	0	0	6-3	4	2	0	2.72
Apr 12, 2014	Oklahoma	*	7.0	7	2	2	3	3	1	0	0	0	0	0	0	7-2	5	2	0	2.70
Totals		9	56.2	55	21	17	15	31	8	0	0	6	0	4	0	34-28	5	2	0	2.70

Career Stats

Year	ERA	W	L	App	GS	CG	SHO	CBO	SV	IP	H	R	ER	BB	SO	2B	3B	HR	BF	B/Avg	WP	HBP	BK	SFA	SHA
2012	3.18	4	1	23	11	0	0	1	0	39.2	31	21	14	18	43	7	0	2	173	.207	3	2	3	0	3
2013	1.97	6	3	14	14	1	0	3	0	86.2	71	23	19	24	57	10	2	2	360	.223	4	10	0	2	5
2014	2.70	5	2	9	9	0	0	1	0	56.2	55	21	17	15	31	8	0	0	237	.262	6	4	0	2	6
TOTAL	2.46	15	6	46	34	1	0	5	0	183.0	157	65	50	57	131	25	2	4	770	.232	13	16	3	4	14

**#36 Nathan Thornhill****SR-3V | RHP****6-0 | 163****Cedar Park, Texas****Cedar Park HS****Season Highs****IP:** 9.0 at Oklahoma (4/13)**Ks:** 6 at Oklahoma (4/13)**Hits:** 5 (twice)**BBs:** 4 vs. UTPA (2/25)**Runs:** 2 vs. Hawai'i (3/8)**ERs:** 2 vs. Hawai'i (3/8)**Career Highs****9.0** (twice)**7** (5 times)**10** at Stanford (2/24/12)**4** (twice)**6** (4 times)**6** at Baylor (5/17/12)**2014**

Ranks first in the Big 12 and sixth nationally with a 0.78 ERA ... his 4.97 hits allowed/9 innings ranks first in the league and 17th nationally ... ranks as the active Big 12 career leader in wins (16) and is tied for the conference lead this season with six ... holding opponents to a .168 average, which ranks first in the Big 12 ... ranks second among active Big 12 players in career innings pitched (265) and strikeouts (194), and 4th in appearances (66) ... earned Big 12 Pitcher of the Week honors after tossing a complete game against Oklahoma April 13, allowing only five hits and one run while striking out six ... it was his third career complete game ... threw eight shutout innings in a win against Baylor on April 6 while allowing only two hits and striking out three ... pitched 5 1/3 scoreless innings against Texas Tech on March 30, yielding only four hits and two walks while striking out four ... tossed eight shutout innings while striking out four and allowing five hits en route to his fourth win of the season March 22 against Columbia ... returned to the starting rotation March 8 against Hawai'i where he threw 6 1/3 innings and allowed only two earned runs in a no decision ... picked up two saves on back-to-back nights in the Houston College Classic (Feb. 28 & March 1) while striking out two in 1.2 innings of work ... took over the closer role heading into the Stanford series (Feb. 21-23) ... tossed three scoreless innings in relief against UTPA (Feb. 25) while earning his third win of the season ... struck out two in 1 2/3 innings in his relief debut at closer to help secure a 9-3 win over the Cardinal on Feb. 21 ... allowed one run on three hits and a walk in two innings on Feb. 22 vs. Stanford ... was credited with his second win of the year after Texas won in the bottom of the ninth ... threw eight shutout innings with three strikeouts in a win against Cal on February 16.

2013 Highlights

Went 3-6 with a 2.21 ERA in 14 appearances, 13 of which were starts ... in 85 1/3 innings, allowed 74 hits and 21 earned runs with 15 walks, while recording a team-high 60 strikeouts, and a .234 opponents' batting average ... led the team with two complete games.

2012 Highlights

Went 4-5 with a 3.87 ERA, making 11 starts in 18 appearances ... led the team with 83 2/3 innings ... he allowed 81 hits and 36 earned runs with 25 walks and 64 strikeouts ... opponents hit .255 against him.

2011 Highlights

Had a 3-0 record with a 1.89 ERA with two starts in 22 appearances ... in 38 innings, allowed 30 hits and eight earned runs with six walks and 38 strikeouts ... opponents hit .211 ... registered a 0.73 ERA during Big 12 play in 12 appearances (12 1/3 innings).

2014 Game-by-Game Stats

Date	OPPONENT	GS	IP	H	R	ER	BB	SO	2B	3B	HR	WP	BK	HBP	IBB	Score	W	L	SV	ERA
Feb 16, 2014	California	*	8.0	4	0	0	3	3	0	0	0	0	0	0	0	5-0	1	0	0	0.00
Feb 21, 2014	STANFORD		1.2	1	0	0	0	2	0	0	0	0	0	0	0	9-3	1	0	0	0.00
Feb 22, 2014	STANFORD		2.0	3	1	1	1	1	1	0	0	0	0	0	0	4-3	2	0	0	0.77
Feb 25, 2014	UTPA		3.0	2	0	0	4	1	0	0	0	0	0	0	0	2-1	3	0	0	0.61
Feb 28, 2014	Rice		1.0	2	0	0	1	2	0	0	0	0	0	0	0	2-0	3	0	1	0.57
Mar 01, 2014	Houston Cougars		0.1	0	0	0	0	0	0	0	0	0	0	0	0	3-2	3	0	2	0.56
Mar 08, 2014	HAWAII-2	*	6.1	3	2	2	3	3	0	0	0	0	0	0	0	3-2	3	0	2	1.21
Mar 16, 2014	KANSAS	*	5.1	1	1	1	3	3	0	0	0	0	0	1	0	1-6	3	0	2	1.30
Mar 22, 2014	COLUMBIA-2	*	8.0	5	0	0	1	4	0	0	0	0	0	0	0	11-0	4	0	2	1.01
Mar 30, 2014	Texas Tech	*	5.1	4	0	0	2	4	1	0	0	0	0	0	0	5-2	4	0	2	0.88
Apr 06, 2014	BAYLOR	*	8.0	2	0	0	2	3	1	0	0	0	0	0	0	4-0	5	0	2	0.73
Apr 13, 2014	Oklahoma	*	9.0	5	1	1	1	6	1	0	0	0	0	0	0	8-1	6	0	2	0.78
Totals	7		58.0	32	5	5	21	32	4	0	0	0	1	0	57-20	6	0	2	0.78	

Career Stats

Year	ERA	W	L	App	GS	CG	SHO	CBO	SV	IP	H	R	ER	BB	SO	2B	3B	HR	BF	B/Avg	WP	HBP	BK	SFA	SHA
2011	1.89	3	0	22	2	0	0	4	0	38.0	30	8	8	6	38	5	1	1	151	.211	2	0	0	1	2
2012	3.87	4	5	18	11	0	0	2	0	83.2	81	46	36	25	64	13	2	5	358	.255	6	4	0	4	7
2013	2.21	3	6	14	13	2	1	2	0	85.1	74	35	21	15	60	12	0	1	351	.234	5	8	0	1	11
2014	0.78	6	0	12	7	1	0	4	2	58.0	32	5	5	21	32	4	0	0	217	.168	0	1	0	1	3
TOTAL	2.38	16	11	66	33	3	1	12	2	265.0	217	94	70	67	194	34	3	7	1077	.224	13	13	0	7	23

2014 Texas Longhorns Baseball
Overall Statistics for Texas Longhorns (as of Apr 16, 2014)
(All games Sorted by Batting avg)

Record: 30-8 Home: 18-5 Away: 9-3 Neutral: 3-0 Big 12: 9-3

Player	avg	gp-gs	ab	r	h	2b	3b	hr	rbi	tb	slg%	bb	hp	so	gdp	ob%	sf	sh	sb-att	po	a	e	fld%
2 Payton, Mark	.348	38-38	138	22	48	8	5	1	26	69	.500	33	2	12	5	.477	1	5	7-8	91	2	0	1.000
1 Barrera, Tres	.302	36-34	129	19	39	9	2	1	24	55	.426	8	4	22	4	.359	1	3	0-0	148	16	1	.994
50 Gurwitz, Zane	.301	32-30	103	17	31	7	0	1	16	41	.398	6	1	20	0	.342	1	6	5-5	24	53	5	.939
14 Johnson, Ben	.298	38-38	131	31	39	5	3	4	23	62	.473	21	9	17	0	.416	5	6	10-10	79	3	2	.976
4 Shaw, Collin	.284	32-27	95	13	27	3	1	0	15	32	.337	11	4	19	0	.372	3	3	9-13	48	2	1	.980
9 Hinojosa, C.J	.268	38-38	138	14	37	5	0	1	21	45	.326	17	0	19	2	.340	4	11	2-3	56	113	7	.960
8 Marlow, Brooks	.253	38-38	146	29	37	6	1	2	14	51	.349	31	1	20	1	.385	1	7	2-3	80	122	2	.990
42 Clemens, Kacy	.246	36-35	114	16	28	4	0	0	8	32	.281	26	0	26	0	.386	0	3	0-0	364	16	5	.987
33 Montalbano, Jeremy	.175	25-22	80	5	14	6	0	0	4	20	.250	1	3	10	0	.214	0	5	0-0	88	7	0	1.000

35 Carter, Madison	.314	18-9	35	10	11	1	0	0	4	12	.343	5	0	9	1	.400	0	5	1-1	0	2	0	1.000
12 Felts, Jacob	.234	15-11	47	4	11	1	1	0	4	14	.298	1	0	4	3	.250	0	2	0-0	1	0	0	1.000
5 McGuire, Andy	.111	20-20	63	6	7	1	0	0	7	8	.127	7	2	11	0	.219	1	5	1-2	13	34	4	.922
38 Culbreth, Ty	.000	2-2	6	0	0	0	0	0	0	0	.000	0	0	0	0	.000	0	0	0-0	0	5	0	1.000
11 Silver, Alex	.000	2-0	3	2	0	0	0	0	0	0	.000	2	0	1	0	.400	0	0	0-0	11	1	0	1.000
48 Marlow, Ty	.000	1-0	0	0	0	0	0	0	0	0	.000	0	0	0	0	.000	0	0	0-0	0	1	0	1.000
7 Hall, Weston	.000	5-0	0	2	0	0	0	0	0	0	.000	0	0	0	0	.000	0	0	0-0	1	0	0	1.000
Totals	.268	38	1228	190	329	56	13	10	166	441	.359	169	26	190	16	.364	17	61	37-45	1023	446	33	.978
Opponents	.220	38	1221	103	269	39	3	1	80	317	.260	124	22	210	31	.302	7	30	14-23	980	421	43	.970

LOB - Team (331), Opp (278). DPs turned - Team (39), Opp (21).

(All games Sorted by Earned run avg)

Player	era	w-l	app	gs	cg	sho	sv	ip	h	r	er	bb	so	2b	3b	hr	b/avg	wp	hp	bk	sfa	sha
36 Thornhill, Nathan	0.78	6-0	12	7	1	0/4	2	58.0	32	5	5	21	32	4	0	0	.168	0	1	0	1	3
24 French, Parker	2.21	4-2	10	9	0	0/1	0	57.0	52	26	14	20	42	8	0	0	.248	3	6	0	3	7
32 Peters, Dillon	2.70	5-2	9	9	0	0/1	0	56.2	55	21	17	15	31	8	0	0	.262	6	4	0	2	6
34 Schiraldi, Lukas	3.68	5-2	8	8	0	0/1	0	44.0	35	19	18	22	20	2	1	0	.224	6	2	0	0	6

27 Duke, Travis	0.00	2-0	16	0	0	0/1	0	14.1	11	0	0	3	11	1	0	0	.212	0	3	1	1	1
29 Malmin, Jon	0.00	0-0	2	0	0	0/1	0	2.1	2	0	0	2	1	0	0	0	.200	1	0	0	0	0
48 Marlow, Ty	0.00	0-0	2	0	0	0/0	0	2.0	2	0	0	0	0	0	0	0	.286	0	0	0	0	0
43 Curtiss, John	0.92	1-0	13	1	0	0/2	5	19.2	9	3	2	10	15	1	0	0	.132	2	2	1	0	1
31 Hollingsworth, Chad	1.37	1-0	13	0	0	0/1	0	19.2	13	5	3	4	8	2	1	0	.200	1	1	0	0	3
41 Cooper, Morgan	1.65	3-1	15	0	0	0/1	3	27.1	22	7	5	4	21	7	1	0	.216	3	0	2	0	2
38 Culbreth, Ty	1.77	1-0	12	0	0	0/0	0	20.1	9	5	4	9	13	1	0	1	.136	0	0	0	0	0
28 Goins, Blake	3.38	1-0	7	4	0	0/1	0	10.2	10	4	4	8	7	0	0	0	.244	1	3	0	0	0
15 Peters, Justin	7.71	0-1	3	0	0	0/0	0	2.1	5	2	2	1	1	2	0	0	.455	0	0	0	0	1
30 Sawyer, Josh	8.10	1-0	6	0	0	0/1	0	6.2	12	6	6	5	8	3	0	0	.375	3	0	0	0	0
Totals	2.11	30-8	38	38	1	6/6	10	341.0	269	103	80	124	210	39	3	1	.220	26	22	4	7	30
Opponents	4.11	8-30	38	38	2	1/1	1	326.2	329	190	149	169	190	56	13	10	.268	27	26	7	17	61

PB - Team (4), Barrera 3, Montalbano 1, Opp (8). Pickoffs - Team (1), French 1, Opp (7).

2014 Texas Longhorns Baseball
Conference statistics for Texas Longhorns (as of Apr 16, 2014)
(Big 12 games only Sorted by Batting avg)

Record: 9-3 Home: 4-2 Away: 5-1 Big 12: 9-3

Player	avg	gp-gs	ab	r	h	2b	3b	hr	rbi	tb	slg%	bb	hp	so	gdp	ob%	sf	sh	sb-att	po	a	e	fld%
35 Carter, Madison	.393	10-7	28	7	11	1	0	0	4	12	.429	3	0	5	1	.452	0	2	1-1	0	0	0	.000
1 Barrera, Tres	.370	12-12	46	9	17	6	0	1	12	26	.565	5	3	7	0	.463	0	1	0-0	69	10	1	.988
50 Gurwitz, Zane	.357	12-11	42	5	15	4	0	0	6	19	.452	2	0	9	0	.386	0	3	2-2	9	30	1	.975
14 Johnson, Ben	.288	12-12	52	10	15	3	1	1	5	23	.442	4	4	5	0	.383	0	2	2-2	23	0	2	.920
2 Payton, Mark	.275	12-12	51	7	14	5	0	0	9	19	.373	7	1	3	2	.373	0	1	3-3	29	0	0	1.000
4 Shaw, Collin	.273	12-12	44	5	12	2	0	0	4	14	.318	6	1	8	0	.373	0	3	5-8	24	2	1	.963
42 Clemens, Kacy	.265	11-10	34	3	9	2	0	0	5	11	.324	6	0	6	0	.375	0	0	0-0	107	2	1	.991
9 Hinojosa, C.J	.261	12-12	46	5	12	1	0	1	7	16	.348	5	0	9	0	.321	2	2	0-0	18	35	4	.930
8 Marlow, Brooks	.245	12-12	53	11	13	6	0	2	6	25	.472	8	0	7	1	.344	0	1	0-0	29	34	1	.984

12 Felts, Jacob	.286	3-1	7	1	2	0	0	0	0	2	.286	0	0	1	0	.286	0	0	0-0	0	0	0	.000
33 Montalbano, Jeremy	.167	4-3	12	0	2	0	0	0	1	2	.167	0	1	3	0	.231	0	0	0-0	11	3	0	1.000
5 McGuire, Andy	.000	2-2	6	0	0	0	0	0	0	0	.000	0	0	0	0	.000	0	1	0-0	1	0	0	1.000
38 Culbreth, Ty	.000	2-2	6	0	0	0	0	0	0	0	.000	0	0	0	0	.000	0	0	0-0	0	1	0	1.000
11 Silver, Alex	.000	1-0	3	1	0	0	0	0	0	0	.000	1	0	1	0	.250	0	0	0-0	8	1	0	1.000
7 Hall, Weston	.000	2-0	0	1	0	0	0	0	0	0	.000	0	0	0	0	.000	0	0	0-0	0	0	0	.000
Totals	.284	12	430	65	122	30	1	5	59	169	.393	47	10	64	4	.366	2	16	13-16	333	148	12	.976
Opponents	.224	12	398	39	89	15	1	0	28	106	.266	38	10	67	9	.306	2	13	5-9	326	143	12	.975

LOB - Team (114), Opp (89). DP's turned - Team (11), Opp (6).

(Big 12 games only Sorted by Earned run avg)

Player	era	w-l	app	gs	cg	sho	sv	ip	h	r	er	bb	so	2b	3b	hr	b/avg	wp	hp	bk	sfa	sha
36 Thornhill, Nathan	0.65	2-0	4	4	1	0/1	0	27.2	12	2	2	8	16	3	0	0	.136	0	1	0	0	2
32 Peters, Dillon	3.80	3-1	4	4	0	0/0	0	23.2	25	11	10	7	17	4	0	0	.269	4	2	0	0	2
24 French, Parker	3.86	1-1	4	4	0	0/0	0	23.1	26	15	10	11	10	4	0	0	.299	2	4	0	2	4

27 Duke, Travis	0.00	1-0	3	0	0	0/0	0	2.1	3	0	0	0	3	0	0	0	.300	0	0	0	0	0
43 Curtiss, John	1.64	1-0	6	0	0	0/1	2	11.0	6	2	2	6	9	1	0	0	.150	2	2	1	0	1
31 Hollingsworth, Chad	2.08	0-0	5	0	0	0/0	0	8.2	9	4	2	3	2	1	1	0	.300	1	1	0	0	3
41 Cooper, Morgan	2.31	1-1	5	0	0	0/0	1	11.2	8	3	3	1	9	2	0	0	.186	1	0	0	0	1
38 Culbreth, Ty	3.38	0-0	2	0	0	0/0	0	2.2	0	2	1	2	1	0	0	0	.000	0	0	0	0	0
Totals	2.43	9-3	12	12	1	1/1	3	111.0	89	39	30	38	67	15	1	0	.224	10	10	1	2	13
Opponents	4.14	3-9	12	12	1	0/0	1	108.2	122	65	50	47	64	30	1	5	.284	7	10	1	2	16

PB - Team (2), Barrera 1, Montalbano 1, Opp (3). Pickoffs - Team (0), Opp (2).

2014 Texas Longhorns Baseball
Game Results for Texas Longhorns (as of Apr 16, 2014)
(All games)

Date	Opponent	Score	Inns	Overall	Big 12	Pitcher of record	Attend	Time
Feb 14, 2014	at California	L 0-7	9	0-1-0	0-0-0	French (L 0-1)	825	3:02
Feb 15, 2014	at California-1	L 1-2	9	0-2-0	0-0-0	J. Peters (L 0-1)	831	2:26
Feb 15, 2014	at California-2	w 6-2	9	1-2-0	0-0-0	Schiraldi (W 1-0)	913	2:54
Feb 16, 2014	at California	w 5-0	9	2-2-0	0-0-0	Thornhill (W 1-0)	1231	2:25
Feb 18, 2014	TEXAS A&M - CC	w 10-0	8	3-2-0	0-0-0	Sawyer (W 1-0)	4901	2:33
Feb 21, 2014	STANFORD	w 9-3	9	4-2-0	0-0-0	French (W 1-1)	5929	2:53
Feb 22, 2014	STANFORD	w 4-3	9	5-2-0	0-0-0	Thornhill (W 2-0)	7044	2:43
Feb 23, 2014	STANFORD	L 5-11	8	5-3-0	0-0-0	Schiraldi (L 1-1)	6437	3:20
Feb 25, 2014	UTPA	w 2-1	(11)	6-3-0	0-0-0	Thornhill (W 3-0)	4598	3:33
Feb 28, 2014	vs #10 Rice	w 2-0	9	7-3-0	0-0-0	D. Peters (W 1-0)	5958	2:34
Mar 01, 2014	vs Houston Cougars	w 3-2	9	8-3-0	0-0-0	French (W 2-1)	7839	2:37
Mar 02, 2014	vs Sam Houston State	w 3-2	9	9-3-0	0-0-0	Cooper (W 1-0)	6046	3:00
Mar 04, 2014	VALPARAISO	w 7-1	9	10-3-0	0-0-0	Goins (W 1-0)	4551	2:34
Mar 07, 2014	HAWAII	w 3-2	9	11-3-0	0-0-0	Duke (W 1-0)	4915	2:17
Mar 08, 2014	HAWAII	L 1-6	7	11-4-0	0-0-0	D. Peters (L 1-1)	5131	1:58
Mar 08, 2014	HAWAII-2	w 3-2	9	12-4-0	0-0-0	Cooper (W 2-0)	5131	2:18
Mar 09, 2014	HAWAII	w 4-1	9	13-4-0	0-0-0	Schiraldi (W 2-1)	4761	2:24
Mar 11, 2014	at Texas State	w 6-3	9	14-4-0	0-0-0	Culbreth (W 1-0)	2603	2:47
* Mar 14, 2014	KANSAS	L 2-3	9	14-5-0	0-1-0	French (L 2-2)	5639	2:44
* Mar 15, 2014	KANSAS	w 2-1	9	15-5-0	1-1-0	D. Peters (W 2-1)	5772	2:15
* Mar 16, 2014	KANSAS	L 1-6	9	15-6-0	1-2-0	Cooper (L 2-1)	5142	2:48
Mar 18, 2014	DALLAS BAPTIST	w 5-0	9	16-6-0	1-2-0	Schiraldi (W 3-1)	4813	2:34
Mar 21, 2014	COLUMBIA	w 7-3	9	17-6-0	1-2-0	D. Peters (W 3-1)	4910	2:47
Mar 22, 2014	COLUMBIA-1	w 6-1	9	18-6-0	1-2-0	French (W 3-2)	5489	2:40
Mar 22, 2014	COLUMBIA-2	w 11-0	9	19-6-0	1-2-0	Thornhill (W 4-0)	5489	2:31
Mar 25, 2014	TEXAS STATE	w 5-1	9	20-6-0	1-2-0	Schiraldi (W 4-1)	5163	2:31
* Mar 28, 2014	at #24 Texas Tech	w 11-1	9	21-6-0	2-2-0	French (W 4-2)	4206	2:48
* Mar 29, 2014	at #24 Texas Tech	L 4-8	9	21-7-0	2-3-0	D. Peters (L 3-2)	4353	2:35
* Mar 30, 2014	at #24 Texas Tech	w 5-2	(12)	22-7-0	3-3-0	Curtiss (W 1-0)	3992	3:53
Apr 1, 2014	at #12 Rice	w 5-2	9	23-7-0	3-3-0	Schiraldi (W 5-1)	4778	3:19
* Apr 04, 2014	BAYLOR	w 5-4	9	24-7-0	4-3-0	Duke (W 2-0)	5868	3:18
* Apr 05, 2014	BAYLOR	w 6-3	9	25-7-0	5-3-0	D. Peters (W 4-2)	6854	3:10
* Apr 06, 2014	BAYLOR	w 4-0	9	26-7-0	6-3-0	Thornhill (W 5-0)	5597	2:51
Apr 08, 2014	#21 RICE	L 2-7	9	26-8-0	6-3-0	Schiraldi (L 5-2)	5907	3:00
* Apr 11, 2014	at #26 Oklahoma	w 10-8	(10)	27-8-0	7-3-0	Cooper (W 3-1)	2011	3:24
* Apr 12, 2014	at #26 Oklahoma	w 7-2	9	28-8-0	8-3-0	D. Peters (W 5-2)	4102	2:48
* Apr 13, 2014	at #26 Oklahoma	w 8-1	9	29-8-0	9-3-0	Thornhill (W 6-0)	1156	4:38
Apr 15, 2014	UT - ARLINGTON	w 10-2	9	30-8-0	9-3-0	Hollingswrth (W 1-0)	5083	2:46

() extra inning game

2014 Texas Longhorns Baseball
Team Game-by-Game for Texas Longhorns (as of Apr 16, 2014)
Batting (All games)

Date	Opponent	ab	r	h	rbi	2b	3b	hr	tb	bb	ibb	sb	cs	hbp	sac	sf	gdp	k	po	a	e	lob	avg
Feb 14	at California	33	0	8	0	1	0	0	9	1	0	0	0	0	1	0	1	5	24	12	5	8	.242
Feb 15	at California	32	1	9	1	1	0	0	10	1	0	0	0	0	2	1	1	9	24	12	1	8	.262
Feb 15	at California	32	6	6	5	0	0	1	9	6	0	1	0	0	2	0	0	2	27	10	0	7	.237
Feb 16	at California	32	5	8	5	0	1	1	13	4	0	0	0	0	1	1	1	3	27	17	0	6	.240
Feb 18	TEXAS A&M - CC	33	10	11	5	1	1	0	14	1	0	2	2	3	1	1	0	6	24	10	1	6	.259
Feb 21	STANFORD	34	9	13	9	3	1	0	18	4	0	0	0	0	2	1	1	7	27	10	0	8	.281
Feb 22	STANFORD	30	4	6	2	0	1	0	8	7	0	1	1	0	1	0	0	2	27	15	0	8	.270
Feb 23	STANFORD	30	5	7	4	1	1	0	10	9	0	1	0	0	0	1	2	1	24	13	0	11	.266
Feb 25	UTPA	31	2	4	2	0	0	0	4	8	0	0	1	1	2	1	0	4	33	16	0	9	.251
Feb 28	vs Rice	26	2	6	2	2	0	0	8	3	0	2	0	0	4	0	0	8	27	10	1	7	.249
Mar 01	vs Houston Cougars	29	3	4	2	1	0	0	5	1	0	0	0	0	1	0	0	8	27	12	2	4	.240
Mar 02	vs Sam Houston State	31	3	10	3	1	0	0	11	6	1	0	0	2	4	1	0	2	27	10	3	14	.247
Mar 04	VALPARAISO	33	7	9	7	1	0	0	10	4	0	2	0	0	2	0	0	3	27	10	0	8	.249
Mar 07	HAWAII	32	3	9	3	1	1	0	12	1	0	0	0	0	1	0	0	8	27	13	1	7	.251
Mar 08	HAWAII	24	1	2	1	0	0	0	2	4	0	0	0	0	0	0	0	2	21	10	2	6	.242
Mar 08	HAWAII	30	3	7	3	0	1	0	9	4	0	2	0	0	1	0	0	7	27	13	0	8	.242
Mar 09	HAWAII	29	4	8	3	0	0	0	8	8	0	3	0	0	3	0	1	1	27	8	0	12	.244
Mar 11	at Texas State	33	6	9	5	0	2	1	16	1	0	1	1	1	1	2	0	8	27	7	1	5	.245
*Mar 14	KANSAS	31	2	6	2	2	0	0	8	2	0	0	0	0	1	0	1	5	27	11	0	5	.243
*Mar 15	KANSAS	29	2	5	1	0	0	0	5	0	0	1	1	0	0	0	0	4	27	12	1	3	.239
*Mar 16	KANSAS	32	1	6	1	3	0	0	9	2	1	0	0	0	1	0	0	4	27	14	1	7	.237
Mar 18	DALLAS BAPTIST	30	5	10	5	2	1	0	14	5	0	1	0	2	3	0	0	6	27	13	0	11	.241
Mar 21	COLUMBIA	35	7	13	6	3	1	0	18	3	1	1	0	0	1	0	1	4	27	9	1	8	.248
Mar 22	COLUMBIA	27	6	6	5	0	0	0	6	6	0	0	0	2	3	0	0	3	27	12	0	8	.247
Mar 22	COLUMBIA	34	11	13	9	4	0	0	17	7	0	2	0	1	2	2	0	4	27	14	0	11	.253
Mar 25	TEXAS STATE	30	5	10	5	2	0	1	15	5	0	0	0	0	3	1	0	5	27	10	0	10	.256
*Mar 28	at Texas Tech	43	11	16	11	4	0	1	23	5	0	1	0	4	0	0	0	8	27	12	0	14	.262
*Mar 29	at Texas Tech	39	4	15	4	2	0	1	20	4	0	2	0	0	1	0	2	5	24	11	2	13	.267
*Mar 30	at Texas Tech	48	5	13	4	2	0	1	18	6	1	3	1	1	1	0	0	10	36	17	1	15	.267
Apr 1	at Rice	35	5	10	4	1	0	0	11	8	0	1	0	0	1	2	1	7	27	11	0	14	.268
*Apr 04	BAYLOR	33	5	6	4	3	0	0	9	4	0	3	0	0	2	0	0	6	27	17	1	8	.265
*Apr 05	BAYLOR	30	6	12	6	4	0	0	16	2	0	0	0	1	4	2	0	2	27	9	1	9	.269
*Apr 06	BAYLOR	29	4	7	4	1	0	0	8	7	0	0	1	0	3	0	0	2	27	10	0	11	.268
Apr 08	RICE	25	2	1	2	0	0	0	1	7	0	1	0	2	0	0	3	7	27	11	1	5	.263
*Apr 11	at Oklahoma	37	10	11	9	4	0	1	18	8	0	1	0	1	2	0	1	7	30	9	4	8	.264
*Apr 12	at Oklahoma	36	7	10	7	0	0	0	10	4	0	2	0	1	1	0	0	5	27	13	1	8	.264
*Apr 13	at Oklahoma	43	8	15	6	5	1	1	25	3	0	0	0	2	0	0	0	6	27	13	0	13	.268
Apr 15	UT - ARLINGTON	28	10	8	9	1	1	1	14	8	0	3	0	2	3	1	0	4	27	10	2	8	.268
Totals		1228	190	329	166	56	13	10	441	169	4	37	8	26	61	17	16	190	1023	446	33	331	.268

2014 Texas Longhorns Baseball
Team Game-by-Game for Texas Longhorns (as of Apr 16, 2014)
Pitching (All games)

Date	Opponent	ip	h	r	er	bb	so	2b	3b	hr	wp	bk	hbp	dp	ibb	score	w-l	sv	era
Feb 14	at California	8.0	10	7	1	3	6	2	0	0	1	0	2	1	0	0-7	0-1	0	1.12
Feb 15	at California	8.0	7	2	1	2	1	1	0	0	0	0	0	1	0	1-2	0-2	0	1.12
Feb 15	at California	9.0	6	2	2	5	6	1	0	0	0	0	0	1	0	6-2	1-2	0	1.44
Feb 16	at California	9.0	4	0	0	3	3	0	0	0	0	0	0	1	0	5-0	2-2	0	1.06
Feb 18	TEXAS A&M - CC	8.0	7	0	0	4	6	1	0	0	2	0	1	1	0	10-0	3-2	0	0.86
Feb 21	STANFORD	9.0	9	3	3	2	11	1	0	0	0	1	1	0	0	9-3	4-2	0	1.24
Feb 22	STANFORD	9.0	10	3	3	2	3	2	0	0	0	0	0	2	0	4-3	5-2	0	1.50
Feb 23	STANFORD	8.0	11	11	11	8	6	3	1	1	1	1	2	2	0	5-11	5-3	0	2.78
Feb 25	UTPA	11.0	10	1	1	5	6	2	0	0	0	0	0	1	0	2-1	6-3	0	2.51
Feb 28	vs Rice	9.0	6	0	0	1	8	1	0	0	0	0	0	1	0	2-0	7-3	1	2.25
Mar 01	vs Houston Cougars	9.0	9	2	1	2	7	1	0	0	0	0	0	0	0	3-2	8-3	2	2.13
Mar 02	vs Sam Houston State	9.0	8	2	1	3	8	0	1	0	1	0	0	1	0	3-2	9-3	2	2.04
Mar 04	VALPARAISO	9.0	4	1	1	6	7	0	0	0	2	0	0	0	0	7-1	10-3	2	1.96
Mar 07	HAWAII	9.0	5	2	1	2	6	0	0	0	0	0	0	1	0	3-2	11-3	3	1.89
Mar 08	HAWAII	7.0	7	6	4	1	5	1	0	0	1	0	2	0	0	1-6	11-4	3	2.06
Mar 08	HAWAII	9.0	3	2	2	4	5	0	0	0	0	0	0	1	0	3-2	12-4	3	2.06
Mar 09	HAWAII	9.0	4	1	1	3	3	0	0	0	1	0	0	2	0	4-1	13-4	4	1.99
Mar 11	at Texas State	9.0	7	3	3	3	10	0	0	0	1	0	0	0	0	6-3	14-4	5	2.05
*Mar 14	KANSAS	9.0	10	3	3	3	6	0	0	0	1	0	2	1	0	2-3	14-5	5	2.10
*Mar 15	KANSAS	9.0	6	1	1	1	4	1	0	0	0	0	0	0	0	2-1	15-5	6	2.05
*Mar 16	KANSAS	9.0	6	6	5	6	6	1	0	0	1	0	2	0	1	1-6	15-6	6	2.19
Mar 18	DALLAS BAPTIST	9.0	2	0	0	3	4	0	0	0	0	0	2	3	0	5-0	16-6	6	2.09
Mar 21	COLUMBIA	9.0	12	3	1	4	2	4	0	0	1	1	0	1	0	7-3	17-6	7	2.04
Mar 22	COLUMBIA	9.0	6	1	1	5	7	2	0	0	0	0	0	2	0	6-1	18-6	7	2.00
Mar 22	COLUMBIA	9.0	5	0	0	1	4	0	0	0	0	0	0	1	0	11-0	19-6	7	1.91
Mar 25	TEXAS STATE	9.0	2	1	1	3	8	0	0	0	0	0	0	0	0	5-1	20-6	7	1.88
*Mar 28	at Texas Tech	9.0	7	1	1	2	2	0	0	0	0	0	1	2	0	11-1	21-6	7	1.85
*Mar 29	at Texas Tech	8.0	11	8	6	3	3	2	0	0	3	0	2	1	0	4-8	21-7	7	2.00
*Mar 30	at Texas Tech	12.0	8	2	2	6	8	1	0	0	2	1	1	2	1	5-2	22-7	7	1.98
Apr 1	at Rice	9.0	7	2	2	3	3	0	0	0	3	0	0	2	0	5-2	23-7	8	1.98
*Apr 04	BAYLOR	9.0	8	4	4	6	6	1	1	0	1	0	2	2	0	5-4	24-7	8	2.05
*Apr 05	BAYLOR	9.0	8	3	2	1	12	2	0	0	1	0	0	0	0	6-3	25-7	9	2.05
*Apr 06	BAYLOR	9.0	3	0	0	2	4	1	0	0	0	0	0	0	0	4-0	26-7	9	1.98
Apr 08	RICE	9.0	13	7	7	5	4	1	0	0	2	0	1	2	0	2-7	26-8	9	2.13
*Apr 11	at Oklahoma	10.0	9	8	3	3	6	3	0	0	1	0	0	1	0	10-8	27-8	10	2.15
*Apr 12	at Oklahoma	9.0	8	2	2	4	4	2	0	0	0	0	0	1	0	7-2	28-8	10	2.15
*Apr 13	at Oklahoma	9.0	5	1	1	1	6	1	0	0	0	0	0	1	0	8-1	29-8	10	2.11
Apr 15	UT - ARLINGTON	9.0	6	2	2	3	4	1	0	0	0	0	1	1	0	10-2	30-8	10	2.11
Totals		341.0	269	103	80	124	210	39	3	1	26	4	22	39	2	190-103	30-8	10	2.11

2014 Texas Longhorns Baseball
Games Summary for Texas Longhorns (as of Apr 16, 2014)
(All games)

Score by innings	1	2	3	4	5	6	7	8	9	EX	Total
Texas Longhorns	27	17	17	23	27	25	18	17	13	6	190
Opponents	11	15	22	3	19	7	5	11	10	0	103

Record when ...

Overall	30-8	After 6 leading	24-0
Conference	9-3 trailing	4-7
Non-Conference	21-5 tied	2-1
Home games	18-5	After 7 leading	24-0
Away games	9-3 trailing	2-6
Neutral site	3-0 tied	4-1
Day games	13-5	After 8 leading	25-0
Night games	17-3 trailing	2-5
vs Left starter	12-4 tied	2-1
vs Right starter	18-4		
1-Run games	8-2	Hit 0 home runs	21-7
2-Run games	2-0	... 1 home run	9-1
5+Run games	11-5	... 2+ home runs	0-0
Extra innings	3-0		
Shutouts	6-1	Opponent 0 home runs	30-7
	 1 home run	0-1
Scoring 0-2 runs	3-6 2+ HRs	0-0
..... 3-5 runs	13-2		
..... 6-9 runs	9-0	Made 0 errors	16-2
..... 10+ runs	5-0 1 error	10-3
	 2+ errors	4-3
Opponent 0-2 runs	23-1		
..... 3-5 runs	6-1	Opp. made 0 errors	9-5
..... 6-9 runs	1-5 1 error	12-1
..... 10+ runs	0-1 2+ errors	9-2
Scored in 1st inning	16-1	Out-hit opponent	22-2
Opp. scored in 1st	5-2	Out-hit by opponent	5-5
Scores first	20-2	Hits are tied	3-1
Opp. scores first	10-6		

Record when team scores:

Runs	0	1	2	3	4	5	6	7	8	9	10+
W-L	0-1	0-3	3-2	4-0	3-1	6-1	4-0	3-0	1-0	1-0	5-0

Record when opponent scores:

Runs	0	1	2	3	4	5	6	7	8	9	10+
W-L	6-0	8-0	9-1	5-1	1-0	0-0	0-2	0-2	1-1	0-0	0-1

Record when leading after:

Inn.	1	2	3	4	5	6	7	8
W-L	15-0	15-1	15-0	22-0	23-0	24-0	24-0	25-0

Record when trailing after:

Inn.	1	2	3	4	5	6	7	8
W-L	4-2	6-4	4-6	3-6	4-6	4-7	2-6	2-5

Record when tied after:

Inn.	1	2	3	4	5	6	7	8
W-L	11-6	9-3	11-2	5-2	3-2	2-1	4-1	2-1

Current winning streak: 4
Longest winning streak: 6
Longest losing streak: 2

Home attendance : 125124 (23 dates avg = 5440)
Away attendance : 50844 (15 dates avg = 3389)
Total attendance: 175968 (38 dates avg = 4630)

2014 Texas Longhorns Baseball
Miscellaneous Stats for Texas Longhorns (as of Apr 16, 2014)
(All games)

Multiple Hit Games	2	3	4	5+	Total
2 Payton, Mark	8	5	1	-	14
50 Gurwitz, Zane	10	-	1	-	11
14 Johnson, Ben	9	1	-	-	10
1 Barrera, Tres	6	3	1	-	10
9 Hinojosa, C.J	7	2	-	-	9
8 Marlow, Brooks	7	-	1	-	8
4 Shaw, Collin	6	1	-	-	7
42 Clemens, Kacy	5	1	-	-	6
33 Montalbano, Jerem	2	1	-	-	3
12 Felts, Jacob	2	-	-	-	2
35 Carter, Madison	-	2	-	-	2
TEAM	62	16	4	0	82

Multiple RBI Games	2	3	4	5+	Total
2 Payton, Mark	5	3	-	-	8
1 Barrera, Tres	4	1	1	-	6
14 Johnson, Ben	3	2	-	-	5
9 Hinojosa, C.J	4	1	-	-	5
50 Gurwitz, Zane	3	1	-	-	4
42 Clemens, Kacy	2	-	-	-	2
5 McGuire, Andy	2	-	-	-	2
8 Marlow, Brooks	2	-	-	-	2
33 Montalbano, Jerem	1	-	-	-	1
4 Shaw, Collin	-	1	-	-	1
TEAM	26	9	1	0	36

Hitting Streaks	Longest	Current
1 Barrera, Tres	9	4
2 Payton, Mark	9	-
14 Johnson, Ben	8	7
9 Hinojosa, C.J	6	4
8 Marlow, Brooks	6	-
42 Clemens, Kacy	5	-
50 Gurwitz, Zane	4	4
4 Shaw, Collin	4	4
12 Felts, Jacob	4	-
33 Montalbano, Jerem	4	2
5 McGuire, Andy	3	-
35 Carter, Madison	3	3

Reached Base Streaks	Longest	Current
2 Payton, Mark	38	38
1 Barrera, Tres	16	4
4 Shaw, Collin	14	14
9 Hinojosa, C.J	12	4
8 Marlow, Brooks	12	-
42 Clemens, Kacy	10	9
14 Johnson, Ben	9	7
50 Gurwitz, Zane	9	9
35 Carter, Madison	9	9
12 Felts, Jacob	4	-
33 Montalbano, Jerem	4	2
5 McGuire, Andy	4	-
11 Silver, Alex	2	2

2014 Texas Longhorns Baseball
Season Game Highs for Texas Longhorns (as of Apr 16, 2014)
(All games)

TEAM GAME HIGHS

Batting

At bats:	48	-	at Texas Tech (Mar 30, 2014)
Runs scored:	11	-	vs Columbia (Mar 22, 2014)
	11	-	at Texas Tech (Mar 28, 2014)
Hits:	16	-	at Texas Tech (Mar 28, 2014)
RBI's:	11	-	at Texas Tech (Mar 28, 2014)
Doubles:	5	-	at Oklahoma (Apr 13, 2014)
Triples:	2	-	at Texas State (Mar 11, 2014)
Home runs:	1	-	(10 times)
Total bases:	25	-	at Oklahoma (Apr 13, 2014)
Walks:	9	-	vs Stanford (Feb 23, 2014)
Strikeouts:	10	-	at Texas Tech (Mar 30, 2014)
Sac hits:	4	-	vs Rice (Feb 28, 2014 at Houston, Texas)
	4	-	vs Sam Houston State (Mar 02, 2014 at Houston, Texas)
	4	-	vs Baylor (Apr 05, 2014)
Sac flies:	2	-	(4 times)
Stolen bases:	3	-	(4 times)
Hit by pitch:	4	-	at Texas Tech (Mar 28, 2014)
Caught stealing:	2	-	vs Texas A&M - CC (Feb 18, 2014)
Runners LOB:	15	-	at Texas Tech (Mar 30, 2014)
Hit into DP:	3	-	vs Rice (Apr 08, 2014)

Fielding

Putouts:	36	-	at Texas Tech (Mar 30, 2014)
Assists:	17	-	at California (Feb 16, 2014)
	17	-	at Texas Tech (Mar 30, 2014)
	17	-	vs Baylor (Apr 04, 2014)
Errors:	5	-	at California (Feb 14, 2014)
Passed balls:	2	-	vs Hawaii (Mar 08, 2014)
DPs turned:	3	-	vs Dallas Baptist (Mar 18, 2014)

Pitching

Innings pitched:	12.0	-	at Texas Tech (Mar 30, 2014)
Runs allowed:	11	-	vs Stanford (Feb 23, 2014)
Earned runs:	11	-	vs Stanford (Feb 23, 2014)
Walks allowed:	8	-	vs Stanford (Feb 23, 2014)
Strikeouts:	12	-	vs Baylor (Apr 05, 2014)
Hits allowed:	13	-	vs Rice (Apr 08, 2014)
Doubles allowed:	4	-	vs Columbia (Mar 21, 2014)
Triples allowed:	1	-	vs Stanford (Feb 23, 2014)
	1	-	vs Sam Houston State (Mar 02, 2014 at Houston, Texas)
	1	-	vs Baylor (Apr 04, 2014)
Homers allowed:	1	-	vs Stanford (Feb 23, 2014)
Wild pitches:	3	-	at Texas Tech (Mar 29, 2014)
	3	-	at Rice (Apr 1, 2014)
Hit batters:	2	-	(8 times)

2014 Texas Longhorns Baseball
Season Game Highs for Texas Longhorns (as of Apr 16, 2014)
(All games)

INDIVIDUAL GAME HIGHS

Batting

At bats:	6	- (7 times)
Runs scored:	4	- Johnson, Ben vs UT - Arlington (Apr 15, 2014)
Hits:	4	- (4 times)
RBIs:	4	- Barrera, Tres vs UT - Arlington (Apr 15, 2014)
Doubles:	3	- Payton, Mark at Oklahoma (Apr 13, 2014)
Triples:	1	- (13 times)
Home runs:	1	- (10 times)
Total bases:	9	- Marlow, Brooks at Texas Tech (Mar 28, 2014)
Walks:	4	- Payton, Mark vs UT - Arlington (Apr 15, 2014)
Strikeouts:	3	- (5 times)
Sac hits:	2	- (4 times)
Sac flies:	2	- Johnson, Ben at Texas State (Mar 11, 2014)
	2	- Hinojosa, C.J vs Baylor (Apr 05, 2014)
Stolen bases:	2	- (4 times)
Hit by pitch:	2	- Barrera, Tres at Texas Tech (Mar 28, 2014)
	2	- Johnson, Ben vs Rice (Apr 08, 2014)
Caught stealing:	1	- (8 times)
Runners LOB:	6	- Clemens, Kacy vs Stanford (Feb 23, 2014)

Fielding

Putouts:	16	- Clemens, Kacy at California (Feb 16, 2014)
Assists:	7	- Marlow, Brooks at California (Feb 16, 2014)
Errors:	2	- French, Parker at California (Feb 14, 2014)
Passed balls:	2	- Barrera, Tres vs Hawaii (Mar 08, 2014)

Pitching

Innings pitched:	9.0	- Thornhill, Nathan at Oklahoma (Apr 13, 2014)
Runs allowed:	8	- French, Parker at Oklahoma (Apr 11, 2014)
Earned runs:	7	- Schiraldi, Lukas vs Rice (Apr 08, 2014)
Walks allowed:	4	- (5 times)
Strikeouts:	9	- Peters, Dillon vs Baylor (Apr 05, 2014)
Hits allowed:	10	- Schiraldi, Lukas vs Rice (Apr 08, 2014)
Doubles allowed:	3	- Cooper, Morgan vs Columbia (Mar 21, 2014)
	3	- French, Parker at Oklahoma (Apr 11, 2014)
Triples allowed:	1	- Schiraldi, Lukas vs Stanford (Feb 23, 2014)
	1	- Cooper, Morgan vs Sam Houston State (Mar 02, 2014 at Houston, Texa
	1	- Hollingsworth, Chad vs Baylor (Apr 04, 2014)
Homers allowed:	1	- Culbreth, Ty vs Stanford (Feb 23, 2014)
Wild pitches:	3	- Peters, Dillon at Texas Tech (Mar 29, 2014)
Hit batters:	2	- (6 times)

2014 Texas Longhorns Baseball
Individual Game-by-Game for Texas Longhorns (as of Apr 16, 2014)

#14 Johnson, Ben - 38 games (All games)

Date	Opponent	Pos	AB	R	H	RBI	2B	3B	HR	BB	SB	CS	HBP	SAC	SF	GDP	K	PO	A	E	Avg
Feb 14	at California	*of	4	0	0	0	0	0	0	0	0	0	0	0	0	0	1	0	0	0	.000
Feb 15	at California-1	*of	3	0	1	1	0	0	0	0	0	0	0	0	1	0	0	1	0	0	.143
Feb 15	at California-2	*of	4	0	1	1	0	0	0	0	0	0	0	0	0	0	0	3	0	0	.182
Feb 16	at California	*of/of	2	0	0	0	0	0	0	2	0	0	0	0	0	0	1	3	0	0	.154
Feb 18	TEXAS A&M - CC	*of	3	2	1	0	0	0	0	0	1	0	1	0	0	0	1	2	0	0	.188
Feb 21	STANFORD	*of	4	2	1	0	1	0	0	0	0	0	0	0	0	0	1	2	0	0	.200
Feb 22	STANFORD	*of	2	1	1	0	0	1	0	2	0	0	0	0	0	0	0	2	0	0	.227
Feb 23	STANFORD	*of	2	2	1	0	0	1	0	2	0	0	0	0	0	0	0	1	0	0	.250
Feb 25	UTPA	*of	2	0	0	1	0	0	0	1	0	0	0	0	1	0	0	4	0	0	.231
Feb 28	vs Rice	*of	3	0	2	1	1	0	0	0	1	0	0	0	0	0	0	3	0	0	.276
Mar 01	vs Houston Cougars	*of	3	0	0	1	0	0	0	0	0	0	0	0	0	0	1	1	0	0	.250
Mar 02	vs Sam Houston State	*of	3	0	0	0	0	0	0	2	0	0	0	0	0	0	1	3	2	0	.229
Mar 04	VALPARAISO	*of	3	2	2	2	0	0	0	1	1	0	0	0	0	0	0	4	0	0	.263
Mar 07	HAWAII	*of	4	0	0	0	0	0	0	0	0	0	0	0	0	0	2	1	0	0	.238
Mar 08	HAWAII	*of	3	0	0	0	0	0	0	0	0	0	0	0	0	0	0	0	0	0	.222
Mar 08	HAWAII-2	*of	1	1	0	0	0	0	0	2	1	0	0	1	0	0	1	5	0	0	.217
Mar 09	HAWAII	*of	4	0	1	0	0	0	0	0	0	0	0	0	0	0	0	5	0	0	.220
Mar 11	at Texas State	*of	3	2	2	3	0	0	1	0	0	0	0	0	2	0	0	0	0	0	.245
Mar 14	KANSAS	*of	4	0	1	0	1	0	0	0	0	0	0	0	0	0	0	1	0	0	.246
Mar 15	KANSAS	*of	4	1	1	0	0	0	0	0	0	0	0	0	0	0	0	1	0	0	.246
Mar 16	KANSAS	*of	4	1	2	0	0	0	0	0	0	0	0	0	0	0	1	0	0	0	.262
Mar 18	DALLAS BAPTIST	*of	4	1	0	0	0	0	0	0	1	0	0	1	0	0	1	1	0	0	.246
Mar 21	COLUMBIA	*of	4	0	1	1	0	0	0	0	0	0	0	1	0	0	0	2	1	0	.247
Mar 22	COLUMBIA-1	*of	2	1	1	0	0	0	0	2	0	0	1	0	0	0	0	1	0	0	.253
Mar 22	COLUMBIA-2	*of	3	1	2	2	0	0	0	0	0	0	0	1	1	0	1	3	0	0	.269
Mar 25	TEXAS STATE	*of	4	2	2	1	0	0	1	1	0	0	0	0	0	0	1	3	0	0	.280
Mar 28	at Texas Tech	*of	5	1	1	0	0	0	0	0	0	0	1	0	0	0	1	1	0	0	.276
Mar 29	at Texas Tech	*of	4	0	2	1	0	0	0	1	0	0	0	0	0	0	0	2	0	0	.286
Mar 30	at Texas Tech	*of	6	2	3	1	1	0	1	1	0	0	0	0	0	0	0	4	0	0	.299
Apr 1	at Rice	*of	5	0	2	0	0	0	0	0	1	0	0	0	0	0	0	3	0	0	.304
Apr 04	BAYLOR	*of	5	0	0	0	0	0	0	0	0	0	0	0	0	0	1	1	0	0	.290
Apr 05	BAYLOR	*of	2	1	1	0	0	0	0	0	0	0	1	2	0	0	0	2	0	1	.294
Apr 06	BAYLOR	*of	5	1	1	0	0	0	0	0	0	0	0	0	0	0	0	3	0	0	.289
Apr 08	RICE	*of	1	0	1	1	0	0	0	1	1	0	2	0	0	0	0	1	0	0	.296
Apr 11	at Oklahoma	*of	4	2	1	1	1	0	0	1	1	0	1	0	0	0	1	4	0	1	.294
Apr 12	at Oklahoma	*of	4	1	1	0	0	0	0	1	1	0	0	0	0	0	0	2	0	0	.293
Apr 13	at Oklahoma	*of	5	0	1	2	0	1	0	0	0	0	1	0	0	0	1	2	0	0	.289
Apr 15	UT - ARLINGTON	*of	3	4	2	3	0	0	1	1	1	0	1	0	0	0	0	2	0	0	.298
Totals		38gs	131	31	39	23	5	3	4	21	10	0	9	6	5	0	17	79	3	2	.298

On base pct. .416 • Slugging pct. .473

2014 Texas Longhorns Baseball
Individual Game-by-Game for Texas Longhorns (as of Apr 16, 2014)

#8 Marlow, Brooks - 38 games (All games)

Date	Opponent	Pos	AB	R	H	RBI	2B	3B	HR	BB	SB	CS	HBP	SAC	SF	GDP	K	PO	A	E	Avg
Feb 14	at California	*2b	4	0	1	0	0	0	0	0	0	0	0	0	0	0	0	1	3	0	.250
Feb 15	at California-1	*2b	4	0	1	0	0	0	0	0	0	0	0	0	0	0	0	2	6	1	.250
Feb 15	at California-2	*2b	3	1	0	0	0	0	0	1	0	0	0	1	0	0	0	2	2	0	.182
Feb 16	at California	*2b	4	1	1	1	0	0	0	1	0	0	0	0	0	0	1	1	7	0	.200
Feb 18	TEXAS A&M - CC	*2b	5	1	2	1	0	0	0	0	1	0	0	0	0	0	1	3	2	0	.250
Feb 21	STANFORD	*2b	4	2	1	1	0	0	0	1	0	0	0	0	0	0	1	2	4	0	.250
Feb 22	STANFORD	*2b	3	1	1	0	0	0	0	2	0	0	0	0	0	0	0	3	5	0	.259
Feb 23	STANFORD	*2b	3	0	1	1	0	0	0	1	0	0	0	0	1	0	0	2	4	0	.267
Feb 25	UTPA	*2b	5	0	2	0	0	0	0	0	0	1	0	0	0	0	1	2	4	0	.286
Feb 28	vs Rice	*2b	3	0	0	0	0	0	0	0	0	0	0	1	0	0	0	1	3	0	.263
Mar 01	vs Houston Cougars	*2b	4	1	1	0	0	0	0	0	0	0	0	0	0	0	2	2	3	0	.262
Mar 02	vs Sam Houston State	*2b	2	0	1	0	0	0	0	1	0	0	1	1	0	0	0	2	4	0	.273
Mar 04	VALPARAISO	*2b	3	0	2	0	0	0	0	2	0	0	0	0	0	0	0	1	1	0	.298
Mar 07	HAWAII	*2b	4	0	1	0	0	0	0	0	0	0	0	0	0	0	1	3	6	0	.294
Mar 08	HAWAII	*2b	3	1	0	0	0	0	0	1	0	0	0	0	0	0	1	1	3	0	.278
Mar 08	HAWAII-2	*2b	2	1	1	0	0	0	0	2	0	0	0	0	0	0	0	4	5	0	.286
Mar 09	HAWAII	*2b	3	0	0	0	0	0	0	1	0	0	0	1	0	0	0	2	5	0	.271
Mar 11	at Texas State	*2b	5	0	1	1	0	1	0	0	0	0	0	0	0	0	1	1	1	0	.266
Mar 14	KANSAS	*2b	3	1	0	0	0	0	0	1	0	0	0	0	0	0	0	3	2	0	.254
Mar 15	KANSAS	*2b	4	0	0	0	0	0	0	0	0	0	0	0	0	0	0	1	1	0	.239
Mar 16	KANSAS	*2b	4	0	0	0	0	0	0	0	0	0	0	0	0	0	0	0	1	0	.227
Mar 18	DALLAS BAPTIST	*2b	2	1	1	0	0	0	0	3	0	0	0	0	0	0	0	1	4	0	.234
Mar 21	COLUMBIA	*2b	4	1	2	1	0	0	0	1	0	0	0	0	0	0	1	3	1	0	.247
Mar 22	COLUMBIA-1	*2b	4	1	2	2	0	0	0	1	0	0	0	0	0	0	0	0	2	0	.259
Mar 22	COLUMBIA-2	*2b	4	2	1	0	0	0	0	2	1	0	0	0	0	0	0	3	2	0	.258
Mar 25	TEXAS STATE	*2b	3	1	0	0	0	0	0	1	0	0	0	1	0	0	0	0	1	0	.250
Mar 28	at Texas Tech	*2b	6	3	4	1	2	0	1	0	0	0	0	0	0	0	0	4	1	0	.276
Mar 29	at Texas Tech	*2b	3	1	0	0	0	0	0	2	0	0	0	0	0	1	0	3	4	0	.267
Mar 30	at Texas Tech	*2b	6	0	2	1	1	0	0	1	0	0	0	0	0	0	1	4	5	0	.271
Apr 1	at Rice	*2b	4	3	1	0	0	0	0	2	0	0	0	0	0	0	1	2	4	0	.270
Apr 04	BAYLOR	*2b	4	2	2	0	2	0	0	1	0	0	0	0	0	0	2	4	4	0	.278
Apr 05	BAYLOR	*2b	4	1	1	0	0	0	0	1	0	0	0	0	0	0	0	1	4	0	.277
Apr 06	BAYLOR	*2b	4	0	1	1	0	0	0	0	0	0	0	1	0	0	1	1	2	0	.276
Apr 08	RICE	*2b	4	0	0	0	0	0	0	0	0	0	0	0	0	0	1	4	4	0	.268
Apr 11	at Oklahoma	*2b	5	1	1	1	1	0	0	1	0	0	0	0	0	0	1	3	4	0	.265
Apr 12	at Oklahoma	*2b	5	0	1	0	0	0	0	0	0	0	0	0	0	0	1	3	4	1	.263
Apr 13	at Oklahoma	*2b	5	2	1	2	0	0	1	1	0	0	0	0	0	0	1	2	2	0	.261
Apr 15	UT - ARLINGTON	*2b	4	0	0	0	0	0	0	0	0	0	0	1	0	0	1	3	2	0	.253
Totals		38gs	146	29	37	14	6	1	2	31	2	1	1	7	1	1	20	80	122	2	.253

On base pct. .385 • Slugging pct. .349

2014 Texas Longhorns Baseball
Individual Game-by-Game for Texas Longhorns (as of Apr 16, 2014)

#1 Barrera, Tres - 36 games (All games)

Date	Opponent	Pos	AB	R	H	RBI	2B	3B	HR	BB	SB	CS	HBP	SAC	SF	GDP	K	PO	A	E	Avg
Feb 14	at California	*dh	4	0	1	0	0	0	0	0	0	0	0	0	0	1	2	0	0	0	.250
Feb 15	at California-1	*dh	4	0	0	0	0	0	0	0	0	0	0	0	0	0	2	0	0	0	.125
Feb 15	at California-2	*dh	4	0	0	0	0	0	0	0	0	0	0	0	0	0	0	0	0	0	.083
Feb 16	at California	*c	4	1	1	0	0	0	0	0	0	0	0	0	0	1	0	3	0	0	.125
Feb 18	TEXAS A&M - CC	*c	3	1	0	0	0	0	0	0	0	0	1	0	0	0	0	7	0	0	.105
Feb 21	STANFORD	*dh	4	0	1	0	0	0	0	0	0	0	0	0	0	0	0	0	0	0	.130
Feb 22	STANFORD	*dh	4	0	0	0	0	0	0	0	0	0	0	0	0	0	0	0	0	0	.111
Feb 23	STANFORD	*c	4	1	1	0	0	0	0	0	0	0	0	0	0	0	0	7	0	0	.129
Feb 25	UTPA	*c	3	0	0	0	0	0	0	1	0	0	0	0	0	0	2	5	2	0	.118
Feb 28	vs Rice	*dh	3	1	1	1	1	0	0	0	0	0	0	0	0	0	0	0	0	0	.135
Mar 01	vs Houston Cougars	*dh	2	0	0	0	0	0	0	0	0	0	0	1	0	0	1	0	0	0	.128
Mar 04	VALPARAISO	*c	3	0	1	1	0	0	0	0	0	0	0	1	0	0	0	7	0	0	.143
Mar 08	HAWAII	ph	1	0	0	0	0	0	0	0	0	0	0	0	0	0	0	0	0	0	.140
Mar 08	HAWAII-2	*c	3	0	0	0	0	0	0	0	0	0	0	0	0	0	1	2	3	0	.130
Mar 09	HAWAII	ph	1	0	0	0	0	0	0	0	0	0	0	0	0	0	0	0	0	0	.128
Mar 11	at Texas State	*c	4	1	3	0	0	1	0	0	0	0	0	0	0	0	10	0	0	0	.176
Mar 14	KANSAS	*1b	4	0	2	1	0	0	0	0	0	0	0	0	0	0	0	8	1	0	.200
Mar 15	KANSAS	*c	3	0	1	0	0	0	0	0	0	0	0	0	0	0	0	4	2	0	.207
Mar 16	KANSAS	*c	3	0	0	0	0	0	0	1	0	0	0	0	0	0	0	5	0	0	.197
Mar 18	DALLAS BAPTIST	*c	4	1	2	0	1	0	0	0	0	0	0	0	0	0	1	4	1	0	.215
Mar 21	COLUMBIA	*1b	4	0	2	1	1	0	0	0	0	0	0	0	0	0	1	7	0	0	.232
Mar 22	COLUMBIA-1	*c	4	1	1	0	0	0	0	0	0	0	0	0	0	0	1	7	0	0	.233
Mar 22	COLUMBIA-2	*dh	5	2	4	2	0	0	0	0	0	0	0	0	0	0	0	0	0	0	.269
Mar 25	TEXAS STATE	*c	4	0	1	1	0	0	0	0	0	0	0	0	0	0	3	8	0	0	.268
Mar 28	at Texas Tech	*dh	4	2	3	3	2	0	0	0	0	0	2	0	0	0	1	0	0	0	.291
Mar 29	at Texas Tech	*1b/c	5	1	3	2	1	0	1	0	0	0	0	0	0	0	1	8	0	0	.308
Mar 30	at Texas Tech	*c	6	0	1	1	0	0	0	0	0	0	0	0	0	0	3	8	1	0	.299
Apr 1	at Rice	*c	4	0	1	2	0	0	0	0	0	0	0	0	1	1	0	3	0	0	.297
Apr 04	BAYLOR	*c	3	1	0	0	0	0	0	1	0	0	0	0	0	0	0	7	0	0	.288
Apr 05	BAYLOR	*c	4	2	2	0	2	0	0	0	0	0	0	0	0	0	0	10	2	0	.296
Apr 06	BAYLOR	*c	4	0	1	2	1	0	0	0	0	0	0	0	0	0	0	4	2	0	.295
Apr 08	RICE	*c	4	0	0	0	0	0	0	0	0	0	0	0	0	1	1	4	0	0	.284
Apr 11	at Oklahoma	*c	4	1	1	1	0	0	0	0	0	0	1	0	0	0	1	6	0	1	.283
Apr 12	at Oklahoma	*c	3	2	1	1	0	0	0	2	0	0	0	0	0	0	1	4	1	0	.285
Apr 13	at Oklahoma	*c	3	0	2	1	0	0	0	1	0	0	1	0	0	0	0	5	1	0	.294
Apr 15	UT - ARLINGTON	*c	3	1	2	4	0	1	0	2	0	0	0	0	0	0	0	5	0	0	.302
Totals		34gs	129	19	39	24	9	2	1	8	0	0	4	3	1	4	22	148	16	1	.302

On base pct. .359 • Slugging pct. .426

2014 Texas Longhorns Baseball
Individual Game-by-Game for Texas Longhorns (as of Apr 16, 2014)

#4 Shaw, Collin - 32 games (All games)

Date	Opponent	Pos	AB	R	H	RBI	2B	3B	HR	BB	SB	CS	HBP	SAC	SF	GDP	K	PO	A	E	Avg
Feb 15	at California-2	*of	2	1	0	0	0	0	0	2	1	0	0	0	0	0	2	1	0	0	.000
Feb 22	STANFORD	of	1	1	0	0	0	0	0	0	0	0	0	0	0	0	0	0	0	0	.000
Feb 25	UTPA	pr/dh	1	0	0	0	0	0	0	0	0	0	0	0	0	0	0	0	0	0	.000
Mar 02	vs Sam Houston State	*of	3	1	2	1	0	0	0	0	0	0	0	0	1	0	1	2	0	0	.286
Mar 04	VALPARAISO	*of	4	0	1	1	0	0	0	0	0	0	0	0	0	0	1	1	0	0	.273
Mar 07	HAWAII	*of	3	0	1	1	0	0	0	0	0	0	0	0	0	0	0	0	0	0	.286
Mar 08	HAWAII	*of	2	0	0	0	0	0	0	0	0	0	0	0	0	0	0	0	0	0	.250
Mar 08	HAWAII-2	ph/of	1	0	1	0	0	0	0	0	1	0	0	0	0	0	0	0	0	0	.294
Mar 09	HAWAII	*of	3	1	2	0	0	0	0	0	1	0	0	0	0	0	0	2	0	0	.350
Mar 11	at Texas State	*of	3	2	2	1	0	0	0	0	1	1	1	0	0	0	0	4	0	0	.391
Mar 14	KANSAS	*of	2	0	0	0	0	0	0	1	0	0	0	0	0	0	2	2	0	0	.360
Mar 15	KANSAS	*of	3	0	1	1	0	0	0	0	0	1	0	0	0	0	0	3	0	0	.357
Mar 16	KANSAS	*of	4	0	1	0	1	0	0	0	0	0	0	0	0	0	1	2	0	0	.344
Mar 18	DALLAS BAPTIST	*of	3	0	1	1	1	0	0	0	0	0	1	0	0	0	1	1	0	0	.343
Mar 21	COLUMBIA	*of	4	1	3	3	0	1	0	0	0	0	0	0	0	0	1	4	0	0	.385
Mar 22	COLUMBIA-1	*of	4	0	0	0	0	0	0	0	0	0	0	0	0	0	1	0	0	0	.349
Mar 22	COLUMBIA-2	*of	3	1	0	1	0	0	0	1	0	0	0	0	1	0	1	1	0	0	.326
Mar 25	TEXAS STATE	*of	3	0	0	1	0	0	0	1	0	0	0	0	0	0	0	3	0	0	.306
Mar 28	at Texas Tech	*of	6	2	2	1	0	0	0	0	1	0	0	0	0	0	0	2	0	0	.309
Mar 29	at Texas Tech	*of	5	0	2	1	1	0	0	0	0	0	0	0	0	0	0	1	0	0	.317
Mar 30	at Texas Tech	*of	4	1	1	0	0	0	0	1	2	1	1	0	0	0	0	2	0	0	.312
Apr 1	at Rice	*of	5	0	1	0	0	0	0	0	0	0	0	0	0	0	1	1	0	0	.304
Apr 04	BAYLOR	*of	2	0	0	0	0	0	0	1	2	0	0	1	0	0	1	0	1	0	.296
Apr 05	BAYLOR	*of	3	0	1	1	0	0	0	0	0	0	0	1	0	0	1	2	0	0	.297
Apr 06	BAYLOR	*of	1	0	0	0	0	0	0	3	0	1	0	0	0	0	0	4	0	0	.293
Apr 08	RICE	*of	3	0	0	0	0	0	0	1	0	0	0	0	0	0	2	3	0	0	.282
Apr 11	at Oklahoma	*of	5	1	2	0	0	0	0	0	0	0	0	0	0	0	1	3	0	1	.289
Apr 12	at Oklahoma	*of	4	1	1	0	0	0	0	0	0	0	0	1	0	0	1	0	1	0	.287
Apr 13	at Oklahoma	*of	5	0	1	0	0	0	0	0	0	0	0	0	0	0	1	3	0	0	.283
Apr 15	UT - ARLINGTON	*of	3	0	1	1	0	0	0	0	0	0	1	0	1	0	0	1	0	0	.284
Totals		27gs	95	13	27	15	3	1	0	11	9	4	4	3	3	0	19	48	2	1	.284

On base pct. .372 • Slugging pct. .337

#35 Carter, Madison - 18 games (All games)

Date	Opponent	Pos	AB	R	H	RBI	2B	3B	HR	BB	SB	CS	HBP	SAC	SF	GDP	K	PO	A	E	Avg
Feb 25	UTPA	pr/3b	0	1	0	0	0	0	0	0	0	0	0	1	0	0	0	0	0	0	.000
Mar 08	HAWAII	ph	1	0	0	0	0	0	0	0	0	0	0	0	0	0	0	0	0	0	.000
Mar 11	at Texas State	3b	0	0	0	0	0	0	0	0	0	0	0	1	0	0	0	0	2	0	.000
Mar 14	KANSAS	3b	1	0	0	0	0	0	0	0	0	0	0	0	0	0	1	0	0	0	.000
Mar 16	KANSAS	ph	1	0	0	0	0	0	0	0	0	0	0	0	0	0	1	0	0	0	.000
Mar 29	at Texas Tech	ph	1	0	0	0	0	0	0	0	0	0	0	0	0	0	0	0	0	0	.000
Mar 30	at Texas Tech	*dh	6	1	3	1	0	0	0	0	0	0	0	0	0	0	1	0	0	0	.300
Apr 1	at Rice	*dh	3	0	0	0	0	0	0	1	0	0	0	1	0	0	2	0	0	0	.231
Apr 04	BAYLOR	*dh	3	1	1	1	0	0	0	0	1	0	0	1	0	0	0	0	0	0	.250
Apr 05	BAYLOR	*dh	3	1	3	0	1	0	0	0	0	0	0	1	0	0	0	0	0	0	.368
Apr 06	BAYLOR	*dh	3	0	1	0	0	0	0	1	0	0	0	0	0	0	1	0	0	0	.364
Apr 08	RICE	*dh	3	1	0	0	0	0	0	1	0	0	0	0	0	0	2	0	0	0	.320
Apr 11	at Oklahoma	*dh	3	2	1	1	0	0	0	2	0	0	0	0	0	1	0	0	0	0	.321
Apr 12	at Oklahoma	*dh	4	1	1	1	0	0	0	0	0	0	0	0	0	0	0	0	0	0	.312
Apr 13	at Oklahoma	*dh	3	1	1	0	0	0	0	0	0	0	0	0	0	0	1	0	0	0	.314
Totals		9gs	35	10	11	4	1	0	0	5	1	0	0	5	0	1	9	0	2	0	.314

On base pct. .400 • Slugging pct. .343

2014 Texas Longhorns Baseball
Individual Game-by-Game for Texas Longhorns (as of Apr 16, 2014)

#42 Clemens, Kacy - 36 games (All games)

Date	Opponent	Pos	AB	R	H	RBI	2B	3B	HR	BB	SB	CS	HBP	SAC	SF	GDP	K	PO	A	E	Avg
Feb 14	at California	*1b	3	0	0	0	0	0	0	1	0	0	0	0	0	0	0	10	0	1	.000
Feb 15	at California-1	*1b	4	0	3	0	0	0	0	0	0	0	0	0	0	0	1	9	0	0	.429
Feb 15	at California-2	*1b	4	0	0	0	0	0	0	1	0	0	0	0	0	0	0	10	0	0	.273
Feb 16	at California	*1b	3	0	1	0	0	0	0	1	0	0	0	0	0	0	0	16	0	0	.286
Feb 18	TEXAS A&M - CC	*1b	4	1	1	0	0	0	0	0	0	0	0	0	0	0	2	8	0	0	.278
Feb 21	STANFORD	*1b	3	1	0	0	0	0	0	2	0	0	0	0	0	0	3	7	1	0	.238
Feb 22	STANFORD	*1b	3	0	1	0	0	0	0	0	0	0	0	1	0	0	0	13	2	0	.250
Feb 23	STANFORD	*1b	5	0	1	0	1	0	0	0	0	0	0	0	0	0	0	9	0	0	.241
Feb 25	UTPA	*1b	3	0	0	0	0	0	0	1	0	0	0	0	0	0	1	11	0	0	.219
Feb 28	vs Rice	*1b	3	1	2	0	0	0	0	1	0	0	0	0	0	0	1	13	1	0	.257
Mar 01	vs Houston Cougars	*1b	4	1	0	0	0	0	0	0	0	0	0	0	0	0	0	12	0	0	.231
Mar 02	vs Sam Houston State	*1b	4	0	2	1	0	0	0	1	0	0	0	0	0	0	0	7	0	1	.256
Mar 04	VALPARAISO	*1b	3	2	0	1	0	0	0	0	0	0	0	1	0	0	1	9	1	0	.239
Mar 07	HAWAII	*1b	3	0	1	0	0	0	0	1	0	0	0	0	0	0	2	13	0	1	.245
Mar 08	HAWAII	*1b	2	0	0	0	0	0	0	0	0	0	0	0	0	0	1	10	0	1	.235
Mar 08	HAWAII-2	*1b	4	1	2	1	0	0	0	0	0	0	0	0	0	0	1	8	1	0	.255
Mar 09	HAWAII	*1b	2	0	1	0	0	0	0	2	0	0	0	0	0	0	0	10	0	0	.263
Mar 11	at Texas State	*1b	4	0	0	0	0	0	0	0	0	0	0	0	0	0	2	7	0	0	.246
Mar 15	KANSAS	*1b	3	0	0	0	0	0	0	0	0	0	0	0	0	0	1	12	0	0	.234
Mar 16	KANSAS	*1b	3	0	0	0	0	0	0	0	0	0	0	0	0	0	0	15	0	0	.224
Mar 18	DALLAS BAPTIST	*1b	4	0	0	0	0	0	0	0	0	0	0	0	0	0	1	14	3	0	.211
Mar 22	COLUMBIA-1	*1b	2	2	1	0	0	0	0	2	0	0	0	0	0	0	0	10	3	0	.219
Mar 22	COLUMBIA-2	*1b	3	1	1	0	1	0	0	1	0	0	0	1	0	0	0	11	0	0	.224
Mar 25	TEXAS STATE	*1b	4	1	1	0	0	0	0	0	0	0	0	0	0	0	1	9	1	0	.225
Mar 28	at Texas Tech	*1b	3	0	1	0	0	0	0	2	0	0	0	0	0	0	2	10	0	0	.229
Mar 29	at Texas Tech	1b	1	0	1	0	0	0	0	0	0	0	0	0	0	0	0	1	0	1	.238
Mar 30	at Texas Tech	*1b	2	0	0	0	0	0	0	0	0	0	0	0	0	0	1	6	0	0	.233
Apr 1	at Rice	*1b	2	1	1	0	0	0	0	3	0	0	0	0	0	0	1	12	1	0	.239
Apr 04	BAYLOR	*1b	3	0	0	0	0	0	0	1	0	0	0	0	0	0	1	13	0	0	.231
Apr 05	BAYLOR	*1b	4	0	2	1	1	0	0	0	0	0	0	0	0	0	0	8	1	0	.242
Apr 06	BAYLOR	*1b	3	1	1	0	0	0	0	1	0	0	0	0	0	0	0	8	0	0	.245
Apr 08	RICE	*1b	1	0	0	0	0	0	0	2	0	0	0	0	0	0	1	9	0	0	.242
Apr 11	at Oklahoma	*1b	3	1	1	2	1	0	0	2	0	0	0	0	0	0	1	11	0	0	.245
Apr 12	at Oklahoma	*1b	4	0	1	2	0	0	0	0	0	0	0	0	0	0	0	12	0	0	.245
Apr 13	at Oklahoma	*1b	5	1	2	0	0	0	0	0	0	0	0	0	0	0	0	11	1	0	.252
Apr 15	UT - ARLINGTON	*1b	3	1	0	0	0	0	0	1	0	0	0	0	0	0	1	10	0	0	.246
Totals		35gs	114	16	28	8	4	0	0	26	0	0	0	3	0	0	26	364	16	5	.246

On base pct. .386 • Slugging pct. .281

#12 Felts, Jacob - 15 games (All games)

Date	Opponent	Pos	AB	R	H	RBI	2B	3B	HR	BB	SB	CS	HBP	SAC	SF	GDP	K	PO	A	E	Avg
Feb 15	at California-1	ph	1	0	0	0	0	0	0	0	0	0	0	0	0	1	0	0	0	0	.000
Feb 25	UTPA	c	1	0	1	1	0	0	0	0	0	0	0	0	0	0	0	1	0	0	.500
Mar 02	vs Sam Houston State	*dh	3	1	1	0	0	0	0	1	0	0	0	1	0	0	0	0	0	0	.400
Mar 04	VALPARAISO	*dh	4	1	1	1	1	0	0	0	0	0	0	0	0	0	0	0	0	0	.333
Mar 07	HAWAII	*dh	4	1	2	1	0	1	0	0	0	0	0	0	0	0	0	0	0	0	.385
Mar 08	HAWAII	*dh	3	0	0	0	0	0	0	0	0	0	0	0	0	0	0	0	0	0	.312
Mar 08	HAWAII-2	*dh	4	0	2	0	0	0	0	0	0	0	0	0	0	0	0	0	0	0	.350
Mar 09	HAWAII	*dh	5	0	1	1	0	0	0	0	0	0	0	0	0	1	0	0	0	0	.320
Mar 11	at Texas State	*dh	4	0	1	0	0	0	0	0	0	0	0	0	0	0	1	0	0	0	.310
Mar 14	KANSAS	*dh	4	0	1	0	0	0	0	0	0	0	0	0	0	0	1	0	0	0	.303
Mar 16	KANSAS	ph	1	0	0	0	0	0	0	0	0	0	0	0	0	0	0	0	0	0	.294
Mar 18	DALLAS BAPTIST	*dh	3	0	0	0	0	0	0	0	0	0	0	1	0	0	0	0	0	0	.270
Mar 21	COLUMBIA	*dh	4	0	0	0	0	0	0	0	0	0	0	0	0	1	0	0	0	0	.244
Apr 13	at Oklahoma	ph/dh	2	1	1	0	0	0	0	0	0	0	0	0	0	0	0	0	0	0	.256
Apr 15	UT - ARLINGTON	*dh	4	0	0	0	0	0	0	0	0	0	0	0	0	0	2	0	0	0	.234
Totals		11gs	47	4	11	4	1	1	0	1	0	0	0	2	0	3	4	1	0	0	.234

On base pct. .250 • Slugging pct. .298

2014 Texas Longhorns Baseball
Individual Game-by-Game for Texas Longhorns (as of Apr 16, 2014)

#50 Gurwitz, Zane - 32 games (All games)

Date	Opponent	Pos	AB	R	H	RBI	2B	3B	HR	BB	SB	CS	HBP	SAC	SF	GDP	K	PO	A	E	Avg
Feb 14	at California	*of	3	0	0	0	0	0	0	0	0	0	0	0	0	0	1	1	0	1	.000
Feb 15	at California-1	*of	3	0	0	0	0	0	0	0	0	0	0	0	0	0	2	3	0	0	.000
Feb 16	at California	*of	4	2	2	1	0	0	1	0	0	0	0	0	0	0	0	0	0	0	.200
Feb 18	TEXAS A&M - CC	*of	4	0	0	0	0	0	0	0	0	0	0	0	0	0	2	0	0	0	.143
Feb 21	STANFORD	*of	4	1	2	0	0	0	0	0	0	0	0	0	0	0	0	0	0	0	.222
Feb 22	STANFORD	*of	3	0	0	0	0	0	0	0	0	0	0	0	0	0	0	1	0	0	.190
Feb 23	STANFORD	*of	4	1	2	3	0	0	0	0	0	0	0	0	0	0	0	0	0	0	.240
Feb 25	UTPA	*of	2	0	0	0	0	0	0	2	0	0	0	0	0	0	0	3	0	0	.222
Feb 28	vs Rice	*of	3	0	0	0	0	0	0	0	1	0	0	0	0	0	2	0	0	0	.200
Mar 01	vs Houston Cougars	*of	3	0	0	0	0	0	0	0	0	0	0	0	0	0	2	1	0	0	.182
Mar 08	HAWAII-2	*of	2	0	0	0	0	0	0	0	0	0	0	0	0	0	0	2	0	0	.171
Mar 15	KANSAS	*3b	3	0	0	0	0	0	0	0	0	0	0	0	0	0	1	2	3	0	.158
Mar 16	KANSAS	*3b	3	0	1	0	1	0	0	0	0	0	0	0	0	0	1	0	5	1	.171
Mar 18	DALLAS BAPTIST	*3b	3	1	2	1	0	0	0	0	0	0	1	0	0	0	0	0	2	0	.205
Mar 21	COLUMBIA	*3b	4	2	1	0	0	0	0	0	0	0	0	0	0	0	0	1	3	1	.208
Mar 22	COLUMBIA-1	*3b	3	0	0	1	0	0	0	0	0	0	0	1	0	0	0	1	4	0	.196
Mar 22	COLUMBIA-2	*3b	5	1	2	2	2	0	0	0	1	0	0	0	0	0	1	0	3	0	.214
Mar 25	TEXAS STATE	*3b	2	0	2	0	1	0	0	1	0	0	0	1	0	0	0	0	2	0	.241
Mar 28	at Texas Tech	*3b	4	0	1	2	0	0	0	1	0	0	0	0	0	0	1	1	4	0	.242
Mar 29	at Texas Tech	*3b	4	1	4	0	0	0	0	0	2	0	0	0	0	0	0	1	3	0	.288
Mar 30	at Texas Tech	*3b	5	0	0	0	0	0	0	0	0	0	0	1	0	0	3	1	4	0	.268
Apr 1	at Rice	*3b	4	0	1	1	0	0	0	0	0	0	0	0	1	0	1	1	2	0	.267
Apr 04	BAYLOR	*3b	4	1	1	0	0	0	0	0	0	0	0	0	0	0	0	0	3	0	.266
Apr 05	BAYLOR	*3b	4	0	1	1	0	0	0	0	0	0	0	0	0	0	1	0	0	0	.265
Apr 06	BAYLOR	*3b	3	1	2	0	0	0	0	0	0	0	0	1	0	0	0	2	2	0	.279
Apr 08	RICE	*3b	2	1	0	1	0	0	0	1	0	0	0	0	0	0	0	0	3	1	.273
Apr 11	at Oklahoma	*3b	4	0	2	2	1	0	0	0	0	0	0	1	0	0	0	1	0	0	.283
Apr 12	at Oklahoma	*3b	4	0	1	1	0	0	0	0	0	0	0	0	0	0	1	0	1	0	.281
Apr 13	at Oklahoma	*3b	4	2	2	0	2	0	0	1	0	0	0	0	0	0	1	1	5	0	.290
Apr 15	UT - ARLINGTON	*3b	3	3	2	0	0	0	0	0	1	0	0	1	0	0	0	1	4	1	.301
Totals		30gs	103	17	31	16	7	0	1	6	5	0	1	6	1	0	20	24	53	5	.301

On base pct. .342 • Slugging pct. .398

2014 Texas Longhorns Baseball
Individual Game-by-Game for Texas Longhorns (as of Apr 16, 2014)

#9 Hinojosa, C.J - 38 games (All games)

Date	Opponent	Pos	AB	R	H	RBI	2B	3B	HR	BB	SB	CS	HBP	SAC	SF	GDP	K	PO	A	E	Avg
Feb 14	at California	*ss	3	0	2	0	0	0	0	0	0	0	0	1	0	0	0	2	3	0	.667
Feb 15	at California-1	*ss	4	0	1	0	0	0	0	0	0	0	0	0	0	0	1	2	2	0	.429
Feb 15	at California-2	*ss	4	1	1	0	0	0	0	1	0	0	0	0	0	0	0	1	3	0	.364
Feb 16	at California	*ss	3	0	0	1	0	0	0	0	0	0	0	0	1	0	0	1	6	0	.286
Feb 18	TEXAS A&M - CC	*ss	4	1	2	3	1	0	0	0	0	1	0	0	1	0	0	1	2	0	.333
Feb 21	STANFORD	*ss	3	1	1	1	0	0	0	0	0	0	0	2	0	0	0	3	1	0	.333
Feb 22	STANFORD	*ss	3	0	0	0	0	0	0	1	0	0	0	0	0	0	1	1	4	0	.292
Feb 23	STANFORD	*ss	4	0	0	0	0	0	0	1	1	0	0	0	0	1	0	2	5	0	.250
Feb 25	UTPA	*ss	5	0	0	0	0	0	0	0	0	0	0	0	0	0	0	2	3	0	.212
Feb 28	vs Rice	*ss	3	0	1	0	0	0	0	0	0	0	0	1	0	0	2	1	3	1	.222
Mar 01	vs Houston Cougars	*ss	3	0	2	0	0	0	0	1	0	0	0	0	0	0	0	1	4	1	.256
Mar 02	vs Sam Houston State	*ss	4	0	1	1	0	0	0	0	0	0	0	1	0	0	0	0	2	1	.256
Mar 04	VALPARAISO	*ss	5	1	1	0	0	0	0	0	0	0	0	0	0	0	0	0	1	0	.250
Mar 07	HAWAII	*ss	3	0	1	0	0	0	0	0	0	0	0	1	0	0	0	1	4	0	.255
Mar 08	HAWAII	*ss	2	0	1	1	0	0	0	1	0	0	0	0	0	0	0	0	2	0	.264
Mar 08	HAWAII-2	*ss	4	0	0	0	0	0	0	0	0	0	0	0	0	0	1	0	4	0	.246
Mar 09	HAWAII	*ss	4	1	3	2	0	0	0	1	0	0	0	0	0	0	0	2	1	0	.279
Mar 11	at Texas State	*ss	4	0	0	0	0	0	0	0	0	0	0	0	0	0	2	1	2	0	.262
Mar 14	KANSAS	*ss	4	0	1	1	1	0	0	0	0	0	0	0	0	0	0	4	3	0	.261
Mar 15	KANSAS	*ss	3	0	0	0	0	0	0	0	0	0	0	0	0	0	2	1	2	1	.250
Mar 16	KANSAS	*ss	3	0	1	0	0	0	0	0	0	0	0	1	0	0	0	2	4	0	.253
Mar 18	DALLAS BAPTIST	*ss	4	0	2	1	0	0	0	0	0	0	0	1	0	0	1	2	3	0	.266
Mar 21	COLUMBIA	*ss	3	1	1	0	0	0	0	1	1	0	0	0	0	0	1	3	2	0	.268
Mar 22	COLUMBIA-1	*ss	4	0	1	2	0	0	0	0	0	0	0	0	0	0	1	2	2	0	.267
Mar 22	COLUMBIA-2	*ss	2	2	0	0	0	0	0	3	0	0	0	0	0	0	0	2	6	0	.261
Mar 25	TEXAS STATE	*ss	2	0	1	1	1	0	0	1	0	0	0	1	0	0	0	2	6	0	.267
Mar 28	at Texas Tech	*ss	5	1	0	0	0	0	0	1	0	0	0	0	0	0	2	1	4	0	.253
Mar 29	at Texas Tech	*ss	5	0	1	0	0	0	0	0	0	0	0	0	0	0	3	3	1	1	.250
Mar 30	at Texas Tech	*ss	5	0	3	0	0	0	0	1	0	0	0	0	0	0	0	0	5	1	.267
Apr 1	at Rice	*ss	4	1	2	0	1	0	0	1	0	0	0	0	0	0	0	1	1	0	.275
Apr 04	BAYLOR	*ss	4	0	1	0	0	0	0	0	0	0	0	0	0	0	1	1	2	0	.274
Apr 05	BAYLOR	*ss	1	1	0	2	0	0	0	1	0	0	0	0	2	0	0	1	1	0	.272
Apr 06	BAYLOR	*ss	3	0	0	1	0	0	0	0	0	0	0	1	0	0	0	3	2	0	.265
Apr 08	RICE	*ss	4	0	0	0	0	0	0	0	0	0	0	0	0	1	0	2	3	0	.256
Apr 11	at Oklahoma	*ss	4	2	2	1	0	0	1	1	0	0	0	0	0	0	0	0	3	1	.264
Apr 12	at Oklahoma	*ss	4	1	2	2	0	0	0	1	0	0	0	0	0	0	0	2	4	0	.271
Apr 13	at Oklahoma	*ss	5	0	1	0	0	0	0	0	0	0	0	0	0	0	1	0	4	0	.269
Apr 15	UT - ARLINGTON	*ss	4	0	1	1	1	0	0	0	0	0	0	1	0	0	0	3	3	0	.268
Totals		38gs	138	14	37	21	5	0	1	17	2	1	0	11	4	2	19	56	113	7	.268

On base pct. .340 • Slugging pct. .326

#5 McGuire, Andy - 20 games (All games)

Date	Opponent	Pos	AB	R	H	RBI	2B	3B	HR	BB	SB	CS	HBP	SAC	SF	GDP	K	PO	A	E	Avg
Feb 14	at California	*3b	4	0	0	0	0	0	0	0	0	0	0	0	0	0	0	1	0	1	.000
Feb 15	at California-1	*3b	3	1	1	0	0	0	0	1	0	0	0	0	0	0	1	1	1	0	.143
Feb 15	at California-2	*3b	3	1	1	2	0	0	0	1	0	0	0	0	0	0	0	1	4	0	.200
Feb 16	at California	*3b	3	0	0	0	0	0	0	0	0	0	0	1	0	0	1	1	1	0	.154
Feb 18	TEXAS A&M - CC	*3b	3	1	1	0	0	0	0	0	0	1	1	0	0	0	0	2	1	0	.188
Feb 21	STANFORD	*3b	3	1	1	2	0	0	0	1	0	0	0	0	1	0	2	0	1	0	.211
Feb 22	STANFORD	*3b	4	0	0	1	0	0	0	0	0	0	0	0	0	0	1	1	3	0	.174
Feb 23	STANFORD	*3b	3	0	0	0	0	0	0	1	0	0	0	0	0	0	1	1	2	0	.154
Feb 25	UTPA	*3b	2	0	0	0	0	0	0	1	0	0	1	0	0	0	2	4	0	0	.143
Feb 28	vs Rice	*3b	2	0	0	0	0	0	0	0	0	0	0	2	0	0	2	0	2	0	.133
Mar 01	vs Houston Cougars	*3b	3	1	0	0	0	0	0	0	0	0	0	0	0	0	0	0	3	1	.121
Mar 02	vs Sam Houston State	*3b	5	0	1	0	0	0	0	0	0	0	0	0	0	0	0	0	2	0	.132
Mar 04	VALPARAISO	*3b	4	0	1	1	0	0	0	0	1	0	0	0	0	0	0	0	5	0	.143
Mar 07	HAWAII	*3b	4	1	1	1	1	0	0	0	0	0	0	0	0	0	0	1	1	0	.152
Mar 08	HAWAII	*3b	2	0	0	0	0	0	0	1	0	0	0	0	0	0	0	2	2	0	.146
Mar 08	HAWAII-2	*3b	4	0	0	0	0	0	0	0	0	0	0	0	0	0	1	1	0	0	.135
Mar 09	HAWAII	*3b	2	0	0	0	0	0	0	1	0	0	0	1	0	0	0	0	1	0	.130
Mar 11	at Texas State	*3b	3	0	0	0	0	0	0	0	0	0	0	0	0	0	2	0	0	1	.123
Mar 14	KANSAS	*3b	2	0	0	0	0	0	0	0	0	0	0	0	0	0	0	1	0	0	.119
Mar 29	at Texas Tech	*dh	4	0	0	0	0	0	0	0	0	0	0	1	0	0	0	0	0	0	.111
Totals		20gs	63	6	7	7	1	0	0	7	1	1	2	5	1	0	11	13	34	4	.111

On base pct. .219 • Slugging pct. .127

2014 Texas Longhorns Baseball
Individual Game-by-Game for Texas Longhorns (as of Apr 16, 2014)

#33 Montalbano, Jeremy - 25 games (All games)

Date	Opponent	Pos	AB	R	H	RBI	2B	3B	HR	BB	SB	CS	HBP	SAC	SF	GDP	K	PO	A	E	Avg
Feb 14	at California	*c	4	0	1	0	1	0	0	0	0	0	0	0	0	0	0	6	2	0	.250
Feb 15	at California-1	*c	3	0	0	0	0	0	0	0	0	0	0	1	0	0	2	1	0	0	.143
Feb 15	at California-2	*c	3	0	1	0	0	0	0	0	0	0	0	1	0	0	0	6	0	0	.200
Feb 16	at California	*dh	4	0	1	0	0	0	0	0	0	0	0	0	0	0	0	0	0	0	.214
Feb 18	TEXAS A&M - CC	*dh	3	1	2	1	0	0	0	0	0	0	0	1	0	0	0	0	0	0	.294
Feb 21	STANFORD	*c	4	0	2	2	2	0	0	0	0	0	0	0	0	0	0	11	0	0	.333
Feb 22	STANFORD	*c	4	0	0	0	0	0	0	0	0	0	0	0	0	0	0	3	0	0	.280
Feb 23	STANFORD	*dh	3	1	0	0	0	0	0	1	0	0	0	0	0	0	0	0	0	0	.250
Feb 25	UTPA	*dh	3	0	0	0	0	0	0	0	0	0	0	1	0	0	0	0	0	0	.226
Feb 28	vs Rice	*c	4	0	0	0	0	0	0	0	0	0	0	0	0	0	1	8	0	0	.200
Mar 01	vs Houston Cougars	*c	3	0	0	0	0	0	0	0	0	0	0	0	0	0	1	7	0	0	.184
Mar 02	vs Sam Houston State	*c	4	0	1	0	1	0	0	0	0	0	0	1	0	0	0	11	0	0	.190
Mar 07	HAWAII	*c	3	0	0	0	0	0	0	0	0	0	0	0	0	0	2	6	0	0	.178
Mar 08	HAWAII	*c	3	0	0	0	0	0	0	0	0	0	0	0	0	0	0	5	2	0	.167
Mar 08	HAWAII-2	*c	1	0	0	0	0	0	0	0	0	0	0	0	0	0	0	2	0	0	.163
Mar 09	HAWAII	*c	3	0	0	0	0	0	0	0	0	0	0	1	0	0	1	3	0	0	.154
Mar 14	KANSAS	*c	4	0	0	0	0	0	0	0	0	0	0	0	0	0	1	6	2	0	.143
Mar 21	COLUMBIA	*c	4	2	3	0	2	0	0	0	0	0	0	0	0	0	0	4	0	0	.183
Mar 22	COLUMBIA-1	*dh	3	0	0	0	0	0	0	0	0	0	1	0	0	0	0	0	0	0	.175
Mar 22	COLUMBIA-2	*c	5	1	1	0	0	0	0	0	0	0	0	0	0	0	0	4	0	0	.176
Mar 25	TEXAS STATE	*dh	4	0	0	0	0	0	0	0	0	0	0	0	0	0	0	0	0	0	.167
Mar 28	at Texas Tech	*c	5	0	1	1	0	0	0	0	0	0	1	0	0	0	1	2	0	0	.169
Mar 29	at Texas Tech	*c	3	0	1	0	0	0	0	0	0	0	0	0	0	0	1	2	1	0	.175
Totals		22gs	80	5	14	4	6	0	0	1	0	0	3	5	0	0	10	88	7	0	.175

On base pct. .214 • Slugging pct. .250

2014 Texas Longhorns Baseball
Individual Game-by-Game for Texas Longhorns (as of Apr 16, 2014)

#2 Payton, Mark - 38 games (All games)

Date	Opponent	Pos	AB	R	H	RBI	2B	3B	HR	BB	SB	CS	HBP	SAC	SF	GDP	K	PO	A	E	Avg
Feb 14	at California	*of	4	0	3	0	0	0	0	0	0	0	0	0	0	0	1	3	0	0	.750
Feb 15	at California-1	*of	3	0	2	0	1	0	0	0	0	0	0	1	0	0	0	4	0	0	.714
Feb 15	at California-2	*of	5	2	2	2	0	0	1	0	0	0	0	0	0	0	0	3	0	0	.583
Feb 16	at California	*of	5	1	2	2	0	1	0	0	0	0	0	0	0	0	0	2	0	0	.529
Feb 18	TEXAS A&M - CC	*of	4	2	2	0	0	1	0	1	0	0	0	0	0	0	0	3	1	0	.524
Feb 21	STANFORD	*of	5	1	4	3	0	1	0	0	0	0	0	0	0	1	0	0	0	0	.577
Feb 22	STANFORD	*of	3	1	3	1	0	0	0	2	1	1	0	0	0	0	0	2	0	0	.621
Feb 23	STANFORD	*of	2	0	1	0	0	0	0	3	0	0	0	0	0	1	0	2	0	0	.613
Feb 25	UTPA	*of	4	0	1	0	0	0	0	1	0	0	0	0	0	0	0	0	0	0	.571
Feb 28	vs Rice	*of	2	0	0	0	0	0	0	2	0	0	0	0	0	0	0	0	0	0	.541
Mar 01	vs Houston Cougars	*of	4	0	1	1	1	0	0	0	0	0	0	0	0	0	1	2	0	0	.512
Mar 02	vs Sam Houston State	*of	3	1	1	0	0	0	0	1	0	0	0	1	0	0	0	2	0	0	.500
Mar 04	VALPARAISO	*of	4	1	0	0	0	0	0	1	0	0	0	0	0	0	1	3	0	0	.458
Mar 07	HAWAII	*of	4	1	2	0	0	0	0	0	0	0	0	0	0	0	1	2	0	0	.462
Mar 08	HAWAII	*of	2	0	1	0	0	0	0	1	0	0	0	0	0	0	0	3	0	0	.463
Mar 08	HAWAII-2	*of	4	0	1	2	0	1	0	0	0	0	0	0	0	0	2	2	0	0	.448
Mar 09	HAWAII	*of	2	2	0	0	0	0	0	3	2	0	0	0	0	0	0	3	0	0	.433
Mar 11	at Texas State	*of	3	0	0	0	0	0	0	1	0	0	0	0	0	0	0	4	0	0	.413
Mar 14	KANSAS	*of	3	0	1	0	0	0	0	0	0	0	0	1	0	1	0	2	0	0	.409
Mar 15	KANSAS	*of	3	1	2	0	0	0	0	0	1	0	0	0	0	0	0	3	0	0	.420
Mar 16	KANSAS	*of	3	0	1	1	1	0	0	1	0	0	0	0	0	0	0	2	0	0	.417
Mar 18	DALLAS BAPTIST	*of	3	1	2	2	0	1	0	2	0	0	0	0	0	0	1	1	0	0	.427
Mar 21	COLUMBIA	*of	4	0	0	0	0	0	0	1	0	0	0	0	0	0	0	3	1	0	.405
Mar 22	COLUMBIA-1	*of	1	0	0	0	0	0	0	1	0	0	0	2	0	0	0	3	0	0	.400
Mar 22	COLUMBIA-2	*of	4	0	2	2	1	0	0	0	0	0	1	0	0	0	1	3	0	0	.405
Mar 25	TEXAS STATE	*of	4	1	3	1	0	0	0	0	0	0	0	0	1	0	0	2	0	0	.420
Mar 28	at Texas Tech	*of	5	2	3	3	0	0	0	1	0	0	0	0	0	0	0	6	0	0	.430
Mar 29	at Texas Tech	*of	4	1	1	0	0	0	0	1	0	0	0	0	0	1	0	3	0	0	.423
Mar 30	at Texas Tech	*of	5	0	0	0	0	0	0	1	1	0	0	0	0	0	0	3	0	0	.402
Apr 1	at Rice	*of	4	0	1	1	0	0	0	1	0	0	0	0	0	0	1	4	0	0	.396
Apr 04	BAYLOR	*of	5	0	1	3	1	0	0	0	0	0	0	0	0	0	0	1	0	0	.387
Apr 05	BAYLOR	*of	5	0	1	1	0	0	0	0	0	0	0	0	0	0	0	2	0	0	.379
Apr 06	BAYLOR	*of	3	1	0	0	0	0	0	2	0	0	0	0	0	0	0	1	0	0	.370
Apr 08	RICE	*of	3	0	0	0	0	0	0	1	0	0	0	0	0	1	0	4	0	0	.361
Apr 11	at Oklahoma	*of	5	0	0	0	0	0	0	1	0	0	0	0	0	0	2	2	0	0	.346
Apr 12	at Oklahoma	*of	4	1	1	0	0	0	0	0	1	0	1	0	0	0	1	2	0	0	.344
Apr 13	at Oklahoma	*of	6	1	3	1	3	0	0	0	0	0	0	0	0	0	0	2	0	0	.350
Apr 15	UT - ARLINGTON	*of	1	1	0	0	0	0	0	4	1	0	0	0	0	0	0	2	0	0	.348
Totals		38gs	138	22	48	26	8	5	1	33	7	1	2	5	1	5	12	91	2	0	.348

On base pct. .477 • Slugging pct. .500

2014 Texas Baseball Individual Career History

Barrera, Tres

Year	avg	gp-gs	ab	r	h	2b	3b	hr	rbi	tb	slg%	bb	hbp	so	gdp	ob%	sf	sh	sb-att	po	a	e	fld%
2014	.302	36-34	129	19	39	9	2	1	24	55	.426	8	4	22	4	.359	1	3	0-0	148	16	1	.994
TOTAL	.302	36-34	129	19	39	9	2	1	24	55	.426	8	4	22	4	.359	1	3	0-0	148	16	1	.994

SINGLE-GAME HIGHS:

Hits: 4, Columbia, Mar 22, 2014
Doubles: 2, Baylor, Apr 05, 2014; at Texas Tech, Mar 28, 2014
Triples: 1, UT - Arlington, Apr 15, 2014; at Texas State, Mar 11, 2014
Home runs: 1, at Texas Tech, Mar 29, 2014
Total bases: 7, at Texas Tech, Mar 29, 2014
RBI: 4, UT - Arlington, Apr 15, 2014
Runs scored: 2, 4 times
Walks: 2, at Oklahoma, Apr 12, 2014; UT - Arlington, Apr 15, 2014
Hit by pitch: 2, at Texas Tech, Mar 28, 2014
Struck out: 3, Texas State, Mar 25, 2014; at Texas Tech, Mar 30, 2014
Sac flies: 1, at Rice, Apr 1, 2014
Sac bunts: 1, at Oklahoma, Apr 11, 2014; vs Houston Cougars, Mar 01, 2014; Valparaiso, Mar 04, 2014
At bats: 6, at Texas Tech, Mar 30, 2014
Field chances: 12, Baylor, Apr 05, 2014
Putouts: 10, Baylor, Apr 05, 2014; at Texas State, Mar 11, 2014
Assists: 3, Hawaii, Mar 08, 2014
Runners CS: 2, Baylor, Apr 06, 2014; UTPA, Feb 25, 2014

Carter, Madison

Year	avg	gp-gs	ab	r	h	2b	3b	hr	rbi	tb	slg%	bb	hbp	so	gdp	ob%	sf	sh	sb-att	po	a	e	fld%
2013	.194	26-22	72	6	14	2	1	0	4	18	.250	8	2	11	3	.293	0	3	2-4	60	49	5	.956
2014	.314	18-9	35	10	11	1	0	0	4	12	.343	5	0	9	1	.400	0	5	1-1	0	2	0	1.000
TOTAL	.234	44-31	107	16	25	3	1	0	8	30	.280	13	2	20	4	.328	0	8	3-5	60	51	5	.957

SINGLE-GAME HIGHS:

Hits: 3, Baylor, Apr 05, 2014; at Texas Tech, Mar 30, 2014
Doubles: 1, Baylor, Apr 05, 2014; at Kansas, Apr 14, 2013; West Virginia, Apr 20, 2013
Triples: 1, Kansas State, May 04, 2013
Total bases: 4, Baylor, Apr 05, 2014
RBI: 1, 8 times
Runs scored: 2, at Oklahoma, Apr 11, 2014; West Virginia, Apr 20, 2013
Walks: 2, at Oklahoma, Apr 11, 2014
Hit by pitch: 1, West Virginia, Apr 20, 2013; Texas Tech, Mar 15, 2013
Struck out: 2, 4 times
Sac bunts: 1, 8 times
At bats: 6, at Texas Tech, Mar 30, 2014
Stolen bases: 1, Baylor, Apr 04, 2014; Prairie View A&M, Apr 30, 2013; Sacramento State, Feb 15, 2013
Caught stealing: 1, Sacramento State, Feb 17, 2013; Kansas State, May 03, 2013
Field chances: 12, Texas Tech, Mar 16, 2013
Putouts: 9, Oral Roberts, Mar 12, 2013; Texas Tech, Mar 16, 2013
Assists: 7, Sacramento State, Feb 15, 2013

2014 Texas Baseball Individual Career History

Clemens, Kacy

Year	avg	gp-gs	ab	r	h	2b	3b	hr	rbi	tb	slg%	bb	hbp	so	gdp	ob%	sf	sh	sb-att	po	a	e	fld%
2014	.246	36-35	114	16	28	4	0	0	8	32	.281	26	0	26	0	.386	0	3	0-0	364	16	5	.987
TOTAL	.246	36-35	114	16	28	4	0	0	8	32	.281	26	0	26	0	.386	0	3	0-0	364	16	5	.987

SINGLE-GAME HIGHS:

Hits: 3, at California, Feb 15, 2014

Doubles: 1, 4 times

Total bases: 3, Baylor, Apr 05, 2014; at California, Feb 15, 2014

RBI: 2, at Oklahoma, Apr 11, 2014; at Oklahoma, Apr 12, 2014

Runs scored: 2, Valparaiso, Mar 04, 2014; Columbia, Mar 22, 2014

Walks: 3, at Rice, Apr 1, 2014

Struck out: 3, Stanford, Feb 21, 2014

Sac bunts: 1, Stanford, Feb 22, 2014; Valparaiso, Mar 04, 2014; Columbia, Mar 22, 2014

At bats: 5, at Oklahoma, Apr 13, 2014; Stanford, Feb 23, 2014

Field chances: 17, Dallas Baptist, Mar 18, 2014

Putouts: 16, at California, Feb 16, 2014

Assists: 3, Dallas Baptist, Mar 18, 2014; Columbia, Mar 22, 2014

Felts, Jacob

Year	avg	gp-gs	ab	r	h	2b	3b	hr	rbi	tb	slg%	bb	hbp	so	gdp	ob%	sf	sh	sb-att	po	a	e	fld%
2011	.215	63-59	186	22	40	3	0	1	20	46	.247	14	7	34	3	.293	1	12	5-6	458	51	7	.986
2012	.282	52-52	188	20	53	8	0	0	21	61	.324	11	8	21	4	.343	3	6	2-4	387	45	6	.986
2013	.272	47-42	147	12	40	5	0	1	15	48	.327	10	7	21	4	.348	0	5	3-4	235	32	5	.982
2014	.234	15-11	47	4	11	1	1	0	4	14	.298	1	0	4	3	.250	0	2	0-0	1	0	0	1.000
TOTAL	.254	177-164	568	58	144	17	1	2	60	169	.298	36	22	80	14	.321	4	25	10-14	1081	128	18	.985

SINGLE-GAME HIGHS:

Hits: 3, 4 times

Doubles: 2, Brown, Mar 13, 2011; at Oklahoma Sooners, Mar 18, 2012

Triples: 1, Hawaii, Mar 07, 2014

Home runs: 1, Missouri, Apr 03, 2011; West Virginia, Apr 20, 2013

Total bases: 5, West Virginia, Apr 20, 2013; Brown, Mar 13, 2011

RBI: 4, West Virginia, Apr 20, 2013

Runs scored: 2, 12 times

Walks: 2, at Kansas, Apr 14, 2013; at Kansas, Apr 21, 2011; UTSA, Mar 08, 2011

Hit by pitch: 1, 22 times

Struck out: 3, Nebraska, Feb 24, 2013; at Oklahoma State, Mar 25, 2011

Sac flies: 1, 4 times

Sac bunts: 1, 25 times

At bats: 6, at Hawai'i, Feb 26, 2011; at Missouri, May 06, 2012; at Nebraska, May 07, 2011

Stolen bases: 2, UTSA, Mar 08, 2011

Caught stealing: 1, 4 times

Field chances: 18, UTSA, Mar 08, 2011

Putouts: 16, UTSA, Mar 08, 2011

Assists: 4, Kansas, Apr 20, 2012; vs Arkansas, Mar 04, 2012

Runners CS: 2, 4 times

2014 Texas Baseball Individual Career History

Gurwitz, Zane

Year	avg	gp-gs	ab	r	h	2b	3b	hr	rbi	tb	slg%	bb	hbp	so	gdp	ob%	sf	sh	sb-att	po	a	e	fld%
2014	.301	32-30	103	17	31	7	0	1	16	41	.398	6	1	20	0	.342	1	6	5-5	24	53	5	.939
TOTAL	.301	32-30	103	17	31	7	0	1	16	41	.398	6	1	20	0	.342	1	6	5-5	24	53	5	.939

SINGLE-GAME HIGHS:

Hits: 4, at Texas Tech, Mar 29, 2014
Doubles: 2, at Oklahoma, Apr 13, 2014; Columbia, Mar 22, 2014
Home runs: 1, at California, Feb 16, 2014
Total bases: 5, at California, Feb 16, 2014
RBI: 3, Stanford, Feb 23, 2014
Runs scored: 3, UT - Arlington, Apr 15, 2014
Walks: 2, UTPA, Feb 25, 2014
Hit by pitch: 1, Dallas Baptist, Mar 18, 2014
Struck out: 3, at Texas Tech, Mar 30, 2014
Sac flies: 1, at Rice, Apr 1, 2014
Sac bunts: 1, 6 times
At bats: 5, Columbia, Mar 22, 2014; at Texas Tech, Mar 30, 2014
Stolen bases: 2, at Texas Tech, Mar 29, 2014
Field chances: 6, at Oklahoma, Apr 13, 2014; UT - Arlington, Apr 15, 2014; Kansas, Mar 16, 2014
Putouts: 3, at California, Feb 15, 2014; UTPA, Feb 25, 2014
Assists: 5, at Oklahoma, Apr 13, 2014; Kansas, Mar 16, 2014

Hinojosa, C.J

Year	avg	gp-gs	ab	r	h	2b	3b	hr	rbi	tb	slg%	bb	hbp	so	gdp	ob%	sf	sh	sb-att	po	a	e	fld%
2013	.314	50-50	188	19	59	10	2	2	29	79	.420	18	1	26	2	.373	2	6	3-4	79	130	11	.950
2014	.268	38-38	138	14	37	5	0	1	21	45	.326	17	0	19	2	.340	4	11	2-3	56	113	7	.960
TOTAL	.294	88-88	326	33	96	15	2	3	50	124	.380	35	1	45	4	.359	6	17	5-7	135	243	18	.955

SINGLE-GAME HIGHS:

Hits: 3, 7 times
Doubles: 2, at TCU, May 17, 2013
Triples: 1, Texas Southern, May 11, 2013
Home runs: 1, at Oklahoma, Apr 11, 2014; at Oklahoma State, Mar 29, 2013; at Oklahoma State, Mar 30, 2013
Total bases: 5, 4 times
RBI: 3, Texas State, Apr 09, 2013; Texas A&M - CC, Feb 18, 2014; at Oklahoma State, Mar 28, 2013
Runs scored: 2, 5 times
Walks: 3, Columbia, Mar 22, 2014
Hit by pitch: 1, UC Santa Barbara, Mar 10, 2013
Struck out: 3, at Texas Tech, Mar 29, 2014
Sac flies: 2, Baylor, Apr 05, 2014
Sac bunts: 2, Stanford, Feb 21, 2014; Nebraska, Feb 24, 2013
At bats: 6, at Kansas, Apr 12, 2013
Stolen bases: 1, 5 times
Caught stealing: 1, Texas A&M - CC, Feb 18, 2014; UT Arlington, Feb 19, 2013
Field chances: 9, at Kansas, Apr 12, 2013
Putouts: 6, at Minnesota, Mar 23, 2013
Assists: 7, West Virginia, Apr 20, 2013

2014 Texas Baseball Individual Career History

Johnson, Ben

Year	avg	gp-gs	ab	r	h	2b	3b	hr	rbi	tb	slg%	bb	hbp	so	gdp	ob%	sf	sh	sb-att	po	a	e	fld%
2013	.213	30-26	89	11	19	6	1	3	9	36	.404	11	1	27	0	.307	0	5	3-7	17	1	1	.947
2014	.298	38-38	131	31	39	5	3	4	23	62	.473	21	9	17	0	.416	5	6	10-10	79	3	2	.976
TOTAL	.264	68-64	220	42	58	11	4	7	32	98	.445	32	10	44	0	.375	5	11	13-17	96	4	3	.971

SINGLE-GAME HIGHS:

Hits: 4, UC Santa Barbara, Mar 10, 2013

Doubles: 2, UC Santa Barbara, Mar 10, 2013

Triples: 1, 4 times

Home runs: 1, 7 times

Total bases: 9, UC Santa Barbara, Mar 10, 2013

RBI: 3, UT - Arlington, Apr 15, 2014; at Texas State, Mar 11, 2014

Runs scored: 4, UT - Arlington, Apr 15, 2014

Walks: 3, UT Pan American, Apr 16, 2013

Hit by pitch: 2, Rice, Apr 08, 2014

Struck out: 3, 4 times

Sac flies: 1, 4 times

Sac bunts: 2, Baylor, Apr 05, 2014

At bats: 6, at Texas Tech, Mar 30, 2014

Stolen bases: 1, 13 times

Caught stealing: 1, 4 times

Field chances: 5, 5 times

Putouts: 5, Hawaii, Mar 08, 2014; Hawaii, Mar 09, 2014; at Minnesota, Mar 24, 2013

Assists: 2, vs Sam Houston State, Mar 02, 2014

Marlow, Brooks

Year	avg	gp-gs	ab	r	h	2b	3b	hr	rbi	tb	slg%	bb	hbp	so	gdp	ob%	sf	sh	sb-att	po	a	e	fld%
2012	.214	52-51	173	25	37	4	2	2	29	51	.295	26	4	37	1	.325	3	13	2-4	89	152	7	.972
2013	.256	46-43	156	18	40	10	2	1	11	57	.365	11	1	21	3	.310	0	6	1-1	68	138	6	.972
2014	.253	38-38	146	29	37	6	1	2	14	51	.349	31	1	20	1	.385	1	7	2-3	80	122	2	.990
TOTAL	.240	136-132	475	72	114	20	5	5	54	159	.335	68	6	78	5	.340	4	26	5-8	237	412	15	.977

SINGLE-GAME HIGHS:

Hits: 4, at Texas Tech, Mar 28, 2014

Doubles: 2, 4 times

Triples: 1, 5 times

Home runs: 2, Duke, Feb 18, 2012

Total bases: 9, at Texas Tech, Mar 28, 2014

RBI: 3, Duke, Feb 18, 2012; vs Rice Owls, Mar 2, 2012

Runs scored: 3, at Rice, Apr 1, 2014; at Texas Tech, Mar 28, 2014; Texas Southern, May 11, 2013

Walks: 3, Dallas Baptist, Mar 18, 2014

Hit by pitch: 1, 6 times

Struck out: 2, 15 times

Sac flies: 1, 4 times

Sac bunts: 2, Stephen F. Austin, Mar 20, 2012; Texas State, Mar 26, 2013

At bats: 6, at Texas Tech, Mar 28, 2014; at Texas Tech, Mar 30, 2014

Stolen bases: 1, 5 times

Caught stealing: 1, UTPA, Feb 25, 2014; at Kansas State, Mar 25, 2012; at Missouri, May 04, 2012

Field chances: 10, at Texas Tech, Apr 07, 2012; vs Missouri, May 23, 2012

Putouts: 5, Duke, Feb 19, 2012

Assists: 7, 4 times

2014 Texas Baseball Individual Career History

McGuire, Andy

Year	avg	gp-gs	ab	r	h	2b	3b	hr	rbi	tb	slg%	bb	hbp	so	gdp	ob%	sf	sh	sb-att	po	a	e	fld%
2014	.111	20-20	63	6	7	1	0	0	7	8	.127	7	2	11	0	.219	1	5	1-2	13	34	4	.922
TOTAL	.111	20-20	63	6	7	1	0	0	7	8	.127	7	2	11	0	.219	1	5	1-2	13	34	4	.922

SINGLE-GAME HIGHS:

Hits: 1, 6 times

Doubles: 1, Hawaii, Mar 07, 2014

Total bases: 2, Hawaii, Mar 07, 2014

RBI: 2, at California, Feb 15, 2014; Stanford, Feb 21, 2014

Runs scored: 1, 5 times

Walks: 1, 6 times

Hit by pitch: 1, Texas A&M - CC, Feb 18, 2014; UTPA, Feb 25, 2014

Struck out: 2, Stanford, Feb 21, 2014; vs Rice, Feb 28, 2014; at Texas State, Mar 11, 2014

Sac flies: 1, Stanford, Feb 21, 2014

Sac bunts: 2, vs Rice, Feb 28, 2014

At bats: 5, vs Sam Houston State, Mar 02, 2014

Stolen bases: 1, Valparaiso, Mar 04, 2014

Caught stealing: 1, Texas A&M - CC, Feb 18, 2014

Field chances: 6, UTPA, Feb 25, 2014

Putouts: 2, UTPA, Feb 25, 2014; Hawaii, Mar 08, 2014

Assists: 5, Valparaiso, Mar 04, 2014

Montalbano, Jeremy

Year	avg	gp-gs	ab	r	h	2b	3b	hr	rbi	tb	slg%	bb	hbp	so	gdp	ob%	sf	sh	sb-att	po	a	e	fld%
2010	.316	21-2	19	4	6	1	1	0	7	9	.474	6	0	2	0	.480	0	0	0-0	4	0	0	1.000
2013	.257	24-21	74	5	19	2	0	2	16	27	.365	3	1	18	0	.288	2	0	0-0	73	4	0	1.000
2014	.175	25-22	80	5	14	6	0	0	4	20	.250	1	3	10	0	.214	0	5	0-0	88	7	0	1.000
TOTAL	.225	70-45	173	14	39	9	1	2	27	56	.324	10	4	30	0	.280	2	5	0-0	165	11	0	1.000

SINGLE-GAME HIGHS:

Hits: 3, Columbia, Mar 21, 2014

Doubles: 2, Stanford, Feb 21, 2014; Columbia, Mar 21, 2014

Home runs: 1, UC Santa Barbara, Mar 10, 2013; at Oklahoma State, Mar 28, 2013

Total bases: 5, Columbia, Mar 21, 2014; at Oklahoma State, Mar 28, 2013

RBI: 4, UC Santa Barbara, Mar 10, 2013

Runs scored: 2, Columbia, Mar 21, 2014

Walks: 1, 4 times

Hit by pitch: 1, 4 times

Struck out: 2, 5 times

Sac flies: 1, UC Santa Barbara, Mar 10, 2013; Texas Southern, May 11, 2013

Sac bunts: 1, 4 times

At bats: 5, Columbia, Mar 22, 2014; at Texas Tech, Mar 28, 2014; at Oklahoma State, Mar 29, 2013

Field chances: 11, Stanford, Feb 21, 2014; vs Sam Houston State, Mar 02, 2014

Putouts: 11, Stanford, Feb 21, 2014; vs Sam Houston State, Mar 02, 2014

Assists: 2, 4 times

Runners CS: 2, Hawaii, Mar 08, 2014

2014 Texas Baseball Individual Career History

Payton, Mark

Year	avg	gp-gs	ab	r	h	2b	3b	hr	rbi	tb	slg%	bb	hbp	so	gdp	ob%	sf	sh	sb-att	po	a	e	fld%
2011	.263	65-65	240	37	63	11	2	0	25	78	.325	31	6	34	6	.353	6	19	6-10	86	0	3	.966
2012	.322	52-52	208	40	67	13	4	5	29	103	.495	32	3	27	0	.418	1	7	8-13	89	2	0	1.000
2013	.385	49-49	174	27	67	11	7	0	28	92	.529	28	4	22	3	.478	1	7	3-6	98	9	4	.964
2014	.348	38-38	138	22	48	8	5	1	26	69	.500	33	2	12	5	.477	1	5	7-8	91	2	0	1.000
TOTAL	.322	204-204	760	126	245	43	18	6	108	342	.450	124	15	95	14	.423	9	38	24-37	364	13	7	.982

SINGLE-GAME HIGHS:

Hits: 4, 4 times

Doubles: 3, at Oklahoma, Apr 13, 2014

Triples: 1, 17 times

Home runs: 1, 5 times

Total bases: 6, at Oklahoma, Apr 13, 2014; West Virginia, Apr 20, 2013; Stanford, Feb 21, 2014

RBI: 4, Texas Southern, May 12, 2012

Runs scored: 3, 6 times

Walks: 4, UT - Arlington, Apr 15, 2014

Hit by pitch: 1, 15 times

Struck out: 4, at Stanford, Feb 24, 2012

Sac flies: 1, 9 times

Sac bunts: 2, 4 times

At bats: 7, at Oklahoma Sooners, Mar 16, 2012

Stolen bases: 2, Hawaii, Mar 09, 2014

Caught stealing: 2, Texas State, Apr 17, 2012

Field chances: 7, Baylor, May 19, 2012

Putouts: 6, 4 times

Assists: 2, Oral Roberts, Mar 12, 2013

Shaw, Collin

Year	avg	gp-gs	ab	r	h	2b	3b	hr	rbi	tb	slg%	bb	hbp	so	gdp	ob%	sf	sh	sb-att	po	a	e	fld%
2012	.128	15-8	39	4	5	0	0	0	1	5	.128	5	0	14	0	.227	0	1	1-2	19	1	0	1.000
2013	.222	23-13	45	9	10	2	1	0	3	14	.311	8	1	11	0	.352	0	1	2-2	25	0	0	1.000
2014	.284	32-27	95	13	27	3	1	0	15	32	.337	11	4	19	0	.372	3	3	9-13	48	2	1	.980
TOTAL	.235	70-48	179	26	42	5	2	0	19	51	.285	24	5	44	0	.336	3	5	12-17	92	3	1	.990

SINGLE-GAME HIGHS:

Hits: 3, Columbia, Mar 21, 2014

Doubles: 1, 5 times

Triples: 1, Columbia, Mar 21, 2014; Texas Southern, May 11, 2013

Total bases: 5, Columbia, Mar 21, 2014

RBI: 3, Columbia, Mar 21, 2014

Runs scored: 2, 4 times

Walks: 3, Baylor, Apr 06, 2014

Hit by pitch: 1, 5 times

Struck out: 3, vs Arkansas, Mar 04, 2012; at Kansas State, Mar 23, 2012

Sac flies: 1, UT - Arlington, Apr 15, 2014; vs Sam Houston State, Mar 02, 2014; Columbia, Mar 22, 2014

Sac bunts: 1, 5 times

At bats: 6, at Texas Tech, Mar 28, 2014

Stolen bases: 2, Baylor, Apr 04, 2014; at Texas Tech, Mar 30, 2014

Caught stealing: 1, 5 times

Field chances: 6, Duke, Feb 19, 2012

Putouts: 5, UT Pan American, Apr 16, 2013; Duke, Feb 19, 2012

Assists: 1, Baylor, Apr 04, 2014; at Oklahoma, Apr 12, 2014; Duke, Feb 19, 2012