



Six-Time National Champions
1949 • 1950 • 1975 • 1983 • 2002 • 2005

TEXAS BASEBALL

Texas Media Relations • P.O. Box 7399 • Austin, Texas 78713
Assistant Media Relations Director/Baseball Contact: Justin Moore • Office: (512) 232-9438
Email: justin.moore@utexas.edu

2014 schedule/scores

Date	Opponent (TV)	Time/Score
Feb. 14	at California	L, 0-7
Feb. 15	at California	L, 1-2
Feb. 15	at California	W, 6-2
Feb. 16	at California	W, 5-0
Feb. 18	TEXAS A&M CORPUS CHRISTI (LHN)	W, 10-0
Feb. 21	STANFORD (LHN)	W, 9-3
Feb. 22	STANFORD (LHN)	W, 4-3
Feb. 23	STANFORD (LHN)	L, 5-11
Feb. 25	UT-PAN AMERICAN (LHN)	W, 2-1 (11)
Feb. 28	vs. Rice (LHN)	W, 2-0
March 1	vs. Houston (LHN)	W, 3-2
March 2	vs. Sam Houston State (LHN)	W, 3-2
March 4	VALPARAISO (LHN)	W, 7-1
March 7	HAWAII (LHN)	W, 3-2
March 8	HAWAII (7 inn.) (LHN)	L, 1-6
March 8	HAWAII (LHN)	W, 3-2
March 9	HAWAII (LHN)	W, 4-1
March 11	at Texas State (KBVO)	W, 6-3
March 14	KANSAS * (LHN)	L, 2-3
March 15	KANSAS * (LHN)	W, 2-1
March 16	KANSAS * (LHN)	L, 1-6
March 18	DALLAS BAPTIST (LHN)	6 p.m.
March 21	COLUMBIA (LHN)	6 p.m.
March 22	COLUMBIA (LHN)	2 p.m.
March 23	COLUMBIA (LHN)	Noon
March 25	TEXAS STATE (LHN)	6 p.m.
March 28	at Texas Tech * (FCS)	6:30 p.m.
March 29	at Texas Tech *	2 p.m.
March 30	at Texas Tech * (FSW)	2 p.m.
April 1	at Rice	6:30 p.m.
April 4	BAYLOR * (LHN)	7 p.m.
April 5	BAYLOR * (LHN)	7 p.m.
April 6	BAYLOR * (LHN)	2:30 p.m.
April 8	RICE (LHN)	6 p.m.
April 11	at Oklahoma *	6 p.m.
April 12	at Oklahoma *	4 p.m.
April 13	at Oklahoma * (ESPNU)	2:30 p.m.
April 15	UT-ARLINGTON (LHN)	6 p.m.
April 17	TCU * (LHN)	6 p.m.
April 18	TCU * (LHN)	6 p.m.
April 19	TCU * (LHN)	4 p.m.
April 22	UT-PAN AMERICAN (LHN)	6 p.m.
April 25	OKLAHOMA STATE* (LHN)	7 p.m.
April 26	OKLAHOMA STATE * (LHN)	1 p.m.
April 27	OKLAHOMA STATE* (LHN)	2 p.m.
April 29	PRAIRIE VIEW A&M (LHN)	6 p.m.
May 2	at West Virginia *	5 p.m.
May 3	at West Virginia *	3 p.m.
May 4	at West Virginia *	Noon
May 13	TEXAS STATE (LHN)	6 p.m.
May 16	at Kansas State *	6:30 p.m.
May 17	at Kansas State *	6:30 p.m.
May 18	at Kansas State * (FS1)	1 p.m.
May 21-25	Big 12 Tournament	TBA

All times Central

DH - Doubleheader

* - Big 12 Conference game

(LHN) Longhorn Network • (FS1) Fox Sports 1 • (FCS) Fox College Sports • (FSW) Fox Sports Southwest



Follow@Texas_Baseball

TexasSports.com

Game 22



No. 15/19 Texas (15-6) vs. Dallas Baptist (15-4) March 18

Upcoming Games Schedule

Where: Austin, Texas • UFCU Disch-Falk Field (7,237)

Time: 6 p.m.

Live Stats: sidearmstats.com/texas/baseball/

Television: Longhorn Network

Talent: Kevin Dunn (PbP), Keith Moreland (Analyst)

Radio: AM 1300 The Zone, online at www.TexasSports.com/showcase

Talent: Craig Way (PbP), Bill Little (Analyst)

All-Time Series: Texas leads 45-7 (all at home)

Probable Starting Pitchers

Sr. RHP Cody Beam (0-0, 0.00) vs. Jr. RHP Lukas Schiraldi (2-1, 4.00)

QUICK HITS

- Texas has won nine of its last 10 non-conference games. The Longhorns have also won nine straight Tuesday match-ups dating back to last season.
- The Longhorns lead the all-time series against the Patriots 45-7 and have won the last nine meetings.
- The Longhorns are 7-2 in one-run games this season and 8-5 when the opponent scores first.
- The Horns' pitching staff currently boasts a 2.19 ERA which is second in the Big 12. TCU leads the conference with a 2.11 ERA.
- The Texas bullpen had a streak of 30 consecutive scoreless innings snapped when it surrendered five runs in the ninth inning against Kansas on March 16. On the year, the bullpen has a 2.23 ERA, while the starters have a 2.16 ERA.
- Texas is No. 7 in the country in Iterative Strength Rating, according to college baseball site BoydsWorld.com (see more - page 3). The Longhorns have played the eighth most difficult schedule.
- Texas is also ranked in the top 25 by all five major polls, including 15th by Baseball America and 19th by Collegiate Baseball Newspaper.
- Texas has 17 double plays this season, which is third in the Big 12. The Longhorns are also tied for second in fielding percentage (.977). Texas is fielding at a .988 clip at UFCU Disch-Falk Field.
- Senior center fielder Mark Payton leads the Big 12 in on-base percentage (.528), is tied for the lead in triples (4) and walks (17), is second in average (.417), and tied for second in hits (30) and total bases (44). Payton has reached base safely in 60 consecutive games dating back to last season, which is the longest streak nationally.
- Texas has stolen 16 bases on 22 attempts this season, with Payton (4-5), Ben Johnson (4-4) and Collin Shaw (4-6) leading the way. The Longhorns have been excellent against the run, with opponents stealing just four bases on 10 attempts. That's the lowest number in the Big 12, with West Virginia being the only other school to allow single-digit stolen bases (8-14).

PROBABLE POSITION STARTERS

NO.	PLAYER	POS	YR	B/T	AVG	G-GS	AB	R	H	2B	3B	HR	RBI	SB
12	Jacob Felts	DH	Sr.	R/R	.294	11-8	34	3	10	1	1	0	4	0
42	Kacy Clemens	1B	Fr.	L/R	.224	20-20	67	7	15	1	0	0	3	0
8	Brooks Marlow	2B	Jr.	L/R	.266	21-21	75	10	17	0	1	0	5	1
9	C.J. Hinojosa	SS	So.	R/R	.253	18-18	75	5	19	2	0	0	10	1
50	Zane Gurwitz	3B	Fr.	R/R	.171	15-13	41	4	7	1	0	1	4	1
14	Ben Johnson	LF	So.	R/R	.262	21-21	65	14	17	3	2	1	10	4
2	Mark Payton	CF	Sr.	L/L	.413	21-21	72	13	30	3	4	1	12	4
4	Collin Shaw	RF	Jr.	R/R	.344	15-10	32	6	11	1	0	0	5	4
1	Tres Barrera	C	Fr.	R/R	.197	19-17	61	5	12	1	1	0	3	0

PROBABLE STARTING PITCHER

NO.	PLAYER	R/L	YR	W-L	ERA	APP	GS	SV	IP	H	R	ER	BB	SO
34	Lukas Schiraldi	R	Jr.	2-1	4.00	4	4	0	18.0	17	9	8	10	7

Big 12 Standings (through 3/17)

School	Big 12	Pct.	Overall	Pct.
Kansas	2-1	.667	14-5	.737
Baylor	2-1	.667	10-9	.526
Texas Tech	1-2	.333	16-5	.762
Texas	1-2	.333	15-6	.714
Oklahoma	0-0	.000	15-5	.750
Oklahoma St.	0-0	.000	14-6	.700
TCU	0-0	.000	12-7	.632
West Virginia	0-0	.000	10-6	.625
Kansas State	0-0	.000	11-7	.611

Upcoming Schedule

TUESDAY, MARCH 18

Marshall vs. West Virginia 3:00 p.m.

TCU at Oklahoma 6:00 p.m.

Kansas at New Mexico 6:00 p.m.

Dallas Baptist at Texas [LHN] 6:00 p.m.

Air Force at Kansas State [FOX Sports Midwest] 6:30 p.m.

Stephen F. Austin at Texas Tech 6:30 p.m.

Oklahoma State at Missouri State 6:30 p.m.

Houston Baptist at Baylor 6:30 p.m.

WEDNESDAY, MARCH 19

Kansas at New Mexico 1:00 p.m.

Stephen F. Austin at Texas Tech 2:00 p.m.

Air Force at Kansas State [FCS] 3:00 p.m.

Arkansas-Little Rock at Oklahoma 6:00 p.m.

FRIDAY, MARCH 21

Dartmouth at Kansas 3:00 p.m.

West Virginia at UNC-Wilmington 5:00 p.m.

Oklahoma at Kansas State* 6:00 p.m.

Columbia at Texas [LHN] 6:00 p.m.

Texas Tech at TCU* 6:30 p.m.

Oklahoma State at Baylor* [FCS] 6:30 p.m.

SATURDAY, MARCH 22

Kansas State at Oklahoma* 1:00 p.m.

West Virginia at UNC-Wilmington 1:00 p.m.

Dartmouth at Kansas 1:00 p.m.

Columbia at Texas [LHN] 2:00 p.m.

Oklahoma State at Baylor* [FCS] 3:00 p.m.

Texas Tech at TCU* 4:00 p.m.

SUNDAY, MARCH 23

Dartmouth at Kansas 10:00 a.m.

West Virginia at UNC-Wilmington Noon

Columbia at Texas [LHN] Noon

Texas Tech at TCU* [FSSW+] 1:00 p.m.

Kansas State at Oklahoma* 1:00 p.m.

Oklahoma State at Baylor* [FS-Plus] 1:00 p.m.

QUICK HITS CONTINUED...

- Texas leads the nation with 31 sacrifice bunts.
- With 1,889 career victories, head coach Augie Garrido needs just four wins to tie Gordon Gillespie for the most wins (1,893) by any college baseball coach at any level. He is already the winningest coach in Division I history.
- Three pitchers with a combined 40 starts from last year return in 2014: Dillon Peters (14), Parker French (13) and Nathan Thornhill (13). The Longhorns return seven total pitchers from the 2013 staff which ranked seventh nationally in ERA (2.61).
- The 2013 UT recruiting class was ranked second nationally by *Baseball America*. Five players ranked in the *Baseball America* 500: right-handed pitcher Lukas Schiraldi (No. 162), third baseman Andy McGuire (No. 198), catcher Tres Barrera (No. 200), infielder Bret Boswell (No. 221) and right-handed pitcher Blake Goins (No. 256). The class is comprised of 12 freshmen and one junior-college transfer in Schiraldi.
- Five of the 13 incoming players were selected in the 2013 MLB Draft but chose to report to campus rather than sign professional contracts. Goins was selected in the 12th round, left-handed pitcher Josh Sawyer was taken in the 32nd round, Schiraldi and infielder/right-handed pitcher Kacy Clemens were picked in the 35th round, and McGuire was taken in the 36th round.
- Seniors Mark Payton (OF) and Nathan Thornhill (RHP) return to The Forty Acres after being selected in the MLB draft in the 16th and 24th rounds, respectively.
- Payton led the 2013 squad in nearly every hitting category including: batting average (.393), hits (70), doubles (11), triples (8), RBIs (29), total bases (97), slugging percentage (.545), walks (28), on-base percentage (.483), and sac bunts (7).
- Twenty-two players were named to the Big 12 Commissioner's Honor Roll in the fall 2013 semester for earning a 3.0 grade-point-average or higher. Of Texas' incoming class of 13 student-athletes, 10 made the honor roll.
- Texas was 17-2 last season when scoring five runs or more. The Horns are 6-1 this year when scoring five or more.

QUALITY STARTS - Texas starting pitchers have allowed just 22 earned runs in 112.1 innings this season (2.16 ERA). Combined, they have a 8-4 record and opponents are hitting just .224.

Player	ERA	W-L	Starts	IP	H	R	ER	BB	Ks	b/avg
John Curtiss	0.00	0-0	1	2.0	1	0	0	1	2	.167
Parker French	1.76	2-2	5	30.2	27	13	6	9	28	.239
Nathan Thornhill	1.37	1-0	3	19.2	8	3	3	9	9	.129
Dillon Peters	1.83	2-1	5	34.1	28	10	7	5	15	.228
Blake Goins	3.52	1-0	3	7.2	9	3	3	4	5	.290
Lukas Schiraldi	4.00	2-1	4	18.0	17	9	8	10	7	.258
Totals	2.16	8-4	121	112.1	90	38	27	38	66	.224

NON-CONFERENCE SUCCESS - Since 2009, Texas is 130-47 in non-conference play, a .734 winning percentage. The Longhorns were 20-6 against non-conference foes last year and are 14-4 this season.

WEEKLY HONORS - Two Longhorns have earned Big 12 weekly honors this season.

- Mark Payton was named Player of the Week on Feb. 17 after going 9-for-17 (.529) in a four-game series at Cal. The senior had a double, triple and home run on the weekend to go along with four RBI and three runs. Payton went 4-for-5 with runners on base.
- Dillon Peters was named Pitcher of the Week on March 3. Peters pitched eight shutout innings against then No. 12/15 Rice on Feb. 28, leading Texas to a 2-0 victory. The junior struck out six, allowed just four hits and didn't issue a walk.

SERIES RECORD - Texas leads the all-time series with Dallas Baptist, 45-7 (all at home). The Longhorns have won nine straight, with the last loss coming on April 1, 1997 by the score of 7-6. In the last meeting, Texas won 2-1 in 12 innings on a walk-off single by Tim Maitland. Dillon Peters, Parker French, Nathan Thornhill and John Curtiss combined to pitch 10 innings in the game, while former Horn Corey Knebel earned the win with a scoreless 12th inning.

Quick Facts

UNIVERSITY AND ATHLETICS

School _____ University of Texas
 City/Zip _____ Austin, TX 78713-7399
 Founded _____ 1883
 Enrollment _____ 52,076 (39,995 undergraduate)
 Nickname _____ Longhorns
 School Colors_ Burnt Orange & White (Pantone 159)
 Home Field/Capacity _ UFCU Disch-Falk Field /6,649
 Date Opened _____ February 17, 1975
 Surface _____ FieldTurf
 Dimensions _____ LF - 340, CF - 400, RF - 325,
 _____ Alleys - 375
 Affiliation _____ NCAA Division I
 Conference _____ Big 12 Conference
 President _____ William C. Powers, Jr.
 Alma Mater/Year _____ California, 1967
 Director of Athletics _____ Steve Patterson
 Alma Mater/Year _____ Texas, 1980
 Athletic Department Phone _____ (512) 471-6036
 Ticket Office Phone _____ (512) 471-3333

HISTORY

First Year of Baseball _____ 1895
 All-Time Collegiate Record ____ 3,221-1,058-28 (.753)
 All-Time Overall Record ____ 3,391-1,206-32 (.738)
 Years in CWS/Last _____ 34/2011
 Years in NCAA Regionals/Last _____ 53/2011

COACHES & SUPPORT STAFF

Head Coach _____ Augie Garrido
 Alma Mater/Year _____ Fresno State, 1961
 Record at School/Years _____ 738-353-2 (.676)/18
 Career Record/Years _____ 1,889-877-9 (.683)/46
 Baseball Office Phone _____ (512) 471-5732
 Baseball Office Fax _____ (512) 471-5516
 Assistant Coach _____ Skip Johnson
 Alma Mater/Year _____ UT Pan American, 1990
 Assistant Coach _____ Tommy Nicholson
 Alma Mater/Year _____ Texas, 2006
 Volunteer Assistant Coach _____ Ryan Russ
 Alma Mater/Year _____ Texas, 2011
 Director of Baseball Operations _____ Drew Bishop
 Baseball Academic Counselor _____ Dr. Randa Ryan
 Baseball Administrative Associate _____ Heather Vacek
 Baseball Athletic Trainer _____ Michael West
 Baseball Strength Coaches _ Lance Sewell, Ryan Ford
 Baseball Equipment Manager _____ Vince Alcazar

MEDIA INFORMATION

Radio Station _____ KVET (1300 AM/98.1 FM)
 Contact/Play-By-Play _____ Craig Way
 Address _____ 705 North Lamar, Austin, TX 78703
 Phone _____ (512) 684-7434
 Fax _____ (512) 473-2233
 Web Site _____ www.TexasSports.com

TOUGH SCHEDULE - Texas has faced the eighth-most difficult schedule in the nation according to BoydsWorld.com, and ranks seventh in their Iterative Strength Rating. The Longhorns have played series against Stanford, which is 22nd and Kansas which is 20th, along with three games in the Houston College Classic against Houston (#1), Sam Houston State (#9), and Rice (#3).

STARTING HOT - The Texas pitching staff has had a hot start to the 2014 season. Through the season's first 21 games the Longhorns have a 2.19 team ERA, having surrendered just 45 earned runs in 185 innings of work. That marks the best start by a UT pitching staff over the same amount of games since 2009, when Texas also started 15-6 on the strength of a 1.94 ERA. It is also Texas' best record in the first 21 games since 2011 (16-5).

Year	W-L	ERA	IP	H	R	ER	BB	SO
2014	15-6	2.19	185.0	149	58	45	69	123
2013	13-8	2.62	185.1	163	62	54	54	126
2012	12-9	3.69	188.0	162	92	77	70	151
2011	16-5	2.40	194.2	145	69	52	58	185
2010	16-5	2.48	185.0	148	58	51	54	183
2009	15-6	1.94	181.0	129	49	39	43	142

COMEBACK WINS - Texas' 2-1, comeback win over UTPA on Feb. 25 was its first since the 2012 season when trailing after eight innings. The Horns were 0-20 last year when trailing after eight.

• All three of the Longhorns' wins this past weekend against Hawai'i were come from behind victories. Texas is 8-3 this season when the opponent scores first.

GOING EXTRAS - Texas is 1-0 in extra inning games this year (2-1 win over UTPA in 11 innings on Feb. 25). The Longhorns were 1-2 in extras in 2013.

WALKING OFF - Senior Jacob Felts has provided the last two walk-off hits for Texas. His single to center in the 11th inning vs. UTPA on Feb. 25 scored Alex Silver to give Texas a 2-1 win. Prior to that, Texas' last win on a walk-off hit was March 16, 2013, on a double by Felts vs. Texas Tech. Felts also had a game-winning hit vs. Hawai'i on March 7, breaking a 2-2 tie with a run-scoring single in the eighth inning.

CURTISS COMES BACK - Redshirt sophomore John Curtiss made his return to the mound for Texas on Feb. 25 vs. UTPA, starting and logging two innings with two strikeouts. Curtiss, whose last appearance prior to that was on May 24, 2012 in the Big 12 Tournament, made his come-back from Tommy John and thoracic outlet syndrome surgeries. In total so far this season, Curtiss has thrown 9 2/3 innings, allowing no earned runs while striking out eight. He's taken over the closer role and has four saves in four opportunities.

MODEL OF CONSISTENCY - Senior center fielder Mark Payton is back for his senior season after starting 167 games in his first three years at UT. Payton led the Big 12 and ranked 12th nationally with a .393 batting average last year, the highest mark by a Longhorn since Dustin Majewski hit .401 in 2002. He's one of just two Longhorns to hit .390 or better in a season in the last 25 years (also Majewski). Payton became the first Longhorn to win the Big 12 batting title since Seth Johnston in 2005 (.378).

• Payton has been a model of consistency for UT, having reached base in 117 of 122 games over the last two-plus years (21-21 in 2014, 47-50 in 2013, 50-52 in 2012). Dating back to last year, he is on a 60-game streak of having reached base safely which leads the nation. Last year he led the team with 20 multiple hit games and has achieved that feat in nine of 21 games this year.

• On the season, Payton is batting .417 (30-72) and has a 1.139 OPS (.611 slugging + .528 on-base).

• Payton is now tied for second in school and Big 12 history with 18 career triples. He needs two more to match Bill Bates' (1983-85) school record and Jeff Liese (2000-03) of Nebraska's Big 12 record.

Records at UFCU Disch-Falk Field

Season	Record	Pct.
1975	38-4	.905
1976	29-12	.707
1977	46-4	.920
1978	30-10	.750
1979	43-4	.915
1980	41-9	.820
1981	53-5-1	.907
1982	45-2	.957
1983	52-12	.812
1984	47-7	.870
1985	50-5	.909
1986	43-10	.811
1987	50-5	.909
1988	43-7	.860
1989	41-9	.820
1990	40-12	.769
1991	40-11	.784
1992	31-7	.816
1993	46-8	.852
1994	39-15	.722
1995	35-3	.921
1996	29-16	.644
1997	22-16	.579
1998	17-13-1	.565
1999	22-10	.688
2000	30-9	.769
2001	25-10	.714
2002	34-6	.850
2003	31-8	.795
2004	34-5	.872
2005	36-5	.878
2006	25-6	.806
2007	25-6	.806
2008	19-12	.613
2009	32-7-1	.813
2010	35-6	.854
2011	36-9	.800
2012	20-7	.741
2013	22-10	.688
2014	9-4	.692

Totals _____ **1,385-326-3** _____ **.809**

TWO-OUT PRODUCTION - Payton has been at the top of his game when coming to bat with two outs. The senior is 10-for-21 on the season and has started several key two-out rallies: his two-out single in the fifth inning of game three at Cal led to a two-run inning in a game that UT won 6-2; his two-out single in the fifth inning against TAMU-CC on 2/18 led to a five-run inning; against Stanford on 2/21, he had a two-run triple with two outs that started a five-run inning; on 2/22 vs. Stanford, with the game tied 2-2 in the seventh inning, Payton worked an eight-pitch at bat and hit a run-scoring single to give Texas the lead; on 3/8 vs. Hawai'i, down 2-0 in the fifth he hit a two-run triple to tie the game. The Longhorns went on to win, 3-2; on 3/16 against Kansas he hit an RBI double to tie the game at one apiece.

• C.J. Hinojosa (9-for-27), Jacob Felts (4-for-11), and Collin Shaw (4-for-10) have also provided key two-out hits.

• Of Texas' 79 runs this season, 38 have come with two outs.

A LOOK AT THE STAFF - Head coach Augie Garrido enters his 18th season at Texas and 46th overall with a career record of 1,889-877-9. He is assisted by Skip Johnson (eighth season at Texas), Tommy Nicholson (fourth season at Texas) and Ryan Russ (third season at Texas). Johnson has led UT to top-10 national finishes in ERA in five of his seven seasons on the Forty Acres. Nicholson, a volunteer assistant in 2009 and 2010, returned to the staff as an assistant coach prior to last season. He coaches the infielders and hitters and helped the Longhorns lead the Big 12 in fielding percentage last season. Russ, in his third season as volunteer assistant, coaches the outfielders and helps coach the hitters.

ACADEMIC SUCCESS - The Texas baseball team has a long history of academic success.

• Since 2006, over 30 Texas Baseball student-athletes have returned to campus to earn their degrees.

• The program has posted a perfect score of 1,000 Academic Progress Rate (APR) from 2007-11 and has received APR Public Recognition Awards four times for having multiyear Academic Progress Rates in the top 10 percent in their sport (2008-09, 2009-10, 2010-11, 2011-12).

• The team earned the College World Series Award for the team with the highest GPA in 2009 and 2011.

• The team has had six consecutive semesters of a GPA of 3.0 or better and currently holds a 3.2 GPA. Over 70% of students on the team holds a cumulative GPA of 3.0 or better.

HONORING JAMES STREET - Texas will honor the late James Street, who passed away in September of 2013, throughout the season by wearing a "JS" decal on their hats and helmets. A two-sport star, Street helped lead UT to three consecutive College World Series appearances and posted a career record of 29-8. Street ranks sixth in UT history with 21 complete games and ninth with a career 1.86 ERA and 302 strikeouts. He threw a perfect game in 1970 (vs. Texas Tech) and a no-hitter in 1969 (vs. SMU). Street was a two-time second-team All-America selection and a three-time All-SWC choice. On the football field, Street was a perfect 20-0 as a starting quarterback from 1968-69 and helped lead UT to the 1969 National Championship. The Longhorns posted a perfect 11-0 record (7-0 in the Southwest Conference) and capped off their second national title with a 21-17 victory against No. 9 Notre Dame in the 1970 Cotton Bowl. Street earned consensus All-SWC honors that season.

TOP PROSPECTS - Texas had eight total players appear in *Baseball America's* preseason Top 50 prospects rankings for each class.

Freshmen: Andy McGuire No. 13, Tres Barrera No. 33, Blake Goins No. 50.

Sophomore: C.J. Hinojosa No. 31.

Juniors: Dillon Peters No. 30, Parker French No. 46.

Seniors: Mark Payton No. 6, Nathan Thornhill No. 17.

THIS WEEK'S NATIONAL RANKINGS

BASEBALL AMERICA (as of 3/17)

1. South Carolina.....	18-1	1
2. Florida State.....	17-2	2
3. Virginia.....	15-3	3
4. Oregon State.....	18-3	4
5. Louisiana-Lafayette.....	17-2	6
6. Vanderbilt.....	18-3	7
7. Cal. Poly.....	17-3	11
8. LSU.....	17-4	8
9. Cal. State Fullerton.....	10-7	9
10. North Carolina State.....	14-5	5
11. Rice.....	15-6	15
12. Oregon.....	14-5	12
13. Clemson.....	12-6	14
14. Louisville.....	15-4	17
15. Texas.....	15-6	10

COLLEGIATE BASEBALL NEWSPAPER (as of 3/17)

Team.....	W-L.....	Pvs
1. South Carolina.....	18-1	1
2. Florida State.....	17-2	2
3. Vanderbilt.....	18-3	4
4. Virginia.....	15-3	5
5. Oregon State.....	18-3	7
6. Louisiana-Lafayette.....	17-2	10
7. LSU.....	17-4	3
8. Oregon.....	14-5	9
9. Louisville.....	15-4	11
10. Cal. Poly.....	17-3	12
11. North Carolina State.....	14-5	6
12. North Carolina.....	14-5	13
13. Cal. State Fullerton.....	10-7	8
14. Tennessee.....	17-2	17
15. UC Santa Barbara.....	13-3	20

PERFECT GAME USA (as of 3/17)

Team.....	W-L.....	Pvs
1. Florida State.....	17-2	2
2. South Carolina.....	18-1	2
3. Virginia.....	15-3	3
4. Vanderbilt.....	18-3	4
5. Oregon State.....	18-3	5
6. Cal. Poly.....	17-3	8
7. Louisiana-Lafayette.....	17-2	11
8. Oregon.....	14-5	10
9. North Carolina State.....	14-5	6
10. Louisville.....	15-4	12
11. LSU.....	17-4	9
12. North Carolina.....	14-5	13
13. Cal. State Fullerton.....	10-4	7
14. Clemson.....	12-6	14
15. Rice.....	15-6	15

NCBWA (as of 3/17)

Team.....	W-L.....	Pvs
1. Florida State.....	17-2	2
2. South Carolina.....	18-1	1
3. Virginia.....	15-3	3
4. Oregon State.....	18-3	4
5. Vanderbilt.....	18-3	5
6. LSU.....	17-4	6
7. Louisville.....	15-4	10
8. Louisiana-Lafayette.....	17-2	1
9. Oregon.....	14-5	9
10. Cal. Poly.....	17-3	12
11. North Carolina State.....	14-5	7
12. Cal. State Fullerton.....	10-7	8
13. North Carolina.....	14-5	13
14. UCLA.....	12-7	15
15. Mississippi.....	17-4	14

USA TODAY/ESPN (as of 3/17)

Team.....	W-L.....	Pvs
1. Florida State.....	17-2	2
2. South Carolina.....	18-1	1
3. Vanderbilt.....	18-3	3
4. Oregon State.....	18-3	4
5. Virginia.....	15-3	5
6. LSU.....	17-4	6
7. Oregon.....	14-5	9
8. Louisiana-Lafayette.....	17-2	10
9. Louisville.....	15-4	11
10. North Carolina State.....	14-5	7
11. Cal. Poly.....	17-3	14
12. North Carolina.....	14-5	13
13. Cal. State Fullerton.....	10-7	8
14. Mississippi.....	17-4	12
15. Rice.....	15-6	19

16. Sam Houston State.....	16-4	18
17. North Carolina.....	14-5	19
18. Tennessee.....	17-2	22
19. UC Santa Barbara.....	13-3	23
20. Mississippi.....	17-4	21
21. Mississippi State.....	15-8	24
22. UCLA.....	12-7	25
23. Houston.....	15-3	NR
24. San Diego.....	14-4	NR
25. Miami.....	11-9	13

16. Mississippi.....	17-4	16
17. San Diego.....	14-4	NR
18. Kansas.....	14-5	NR
19. Texas.....	15-6	14
20. Oklahoma State.....	14-6	15
21. Rice.....	15-6	29
22. Seton Hall.....	12-3	22
23. UCLA.....	12-7	24
24. Mississippi State.....	15-8	23
25. Sam Houston State.....	16-4	NR
26. Clemson.....	12-6	28
27. TCU.....	12-7	30
28. Alabama.....	12-6	NR
29. Auburn.....	13-7	NR
30. Florida International.....	16-4	19

16. Tennessee.....	17-2	19
17. Mississippi State.....	15-8	20
18. UCLA.....	12-7	21
19. Sam Houston State.....	16-4	23
20. UC Santa Barbara.....	13-3	NR
21. Houston.....	15-3	NR
22. Texas.....	15-6	16
23. Kentucky.....	14-6	18
24. Mississippi.....	17-4	24
25. San Diego.....	14-4	NR

16. Rice.....	15-6	18
17. Clemson.....	12-6	17
18. Mississippi State.....	15-8	20
19. Texas.....	15-6	16
20. Oklahoma State.....	14-6	19
21. Tennessee.....	17-2	26
22. Sam Houston State.....	16-4	24
23. Houston.....	15-3	30
24. TCU.....	12-7	27
25. San Diego.....	14-4	NR
26. Texas A&M.....	14-7	23
27. Kentucky.....	14-6	21
28. Alabama.....	12-6	NR
29. Texas Tech.....	16-5	25
30. Oklahoma.....	15-5	NR

16. Tennessee.....	17-2	17
17. UCLA.....	12-7	22
18. Clemson.....	12-6	18
19. Mississippi State.....	15-8	19
20. Texas.....	15-6	15
21. San Diego.....	14-4	25
22. Oklahoma State.....	14-6	16
23. Sam Houston State.....	16-4	NR
24. Houston.....	15-3	NR
25. Texas Tech.....	16-5	23

TEXAS IN THE 2014 RANKINGS

	PG	CB	BA	BW	CP
Preseason	25	20	18	25	22
Feb. 17	-	25	18	-	22
Feb. 24	-	24	15	27	22
March 3	19	17	10	20	18
March 10	16	14	10	16	15
March 17	22	19	15	19	20
March 24	-	-	-	-	-
March 31	-	-	-	-	-
April 7	-	-	-	-	-
April 14	-	-	-	-	-
April 21	-	-	-	-	-
April 28	-	-	-	-	-
May 5	-	-	-	-	-
May 12	-	-	-	-	-
May 19	-	-	-	-	-
May 26	-	-	-	-	-

PG: Perfect Game USA; CB: Collegiate Baseball Newspaper; BA: Baseball America; BW: National Collegiate Baseball Writer's Association; CP: USA Today/ESPN Coaches Poll

TEXAS' OPPONENTS IN 2014 (as of 3/17)

Opponent (Conference)	
Cal (Pac-12).....	10-8
Texas A&M Corpus Christi (Southland).....	8-13
Stanford (Pac-12).....	7-8
UT-Pan American (WAC).....	10-11
Rice (C-USA).....	15-6
Houston (American Athletic).....	15-3
Sam Houston State (Southland).....	16-4
Valparaiso (Horizon).....	7-7
Hawai'i (Big West).....	8-11
Texas State (Sun Belt).....	13-6
Dallas Baptist (Missouri Valley).....	15-4
Columbia (Ivy League).....	5-7
UT-Arlington (Sun Belt).....	5-14
Prairie View A&M (SWAC).....	5-10
Non-Conference.....	139-112-0 (.554)

Kansas.....	14-5
Texas Tech.....	16-5
Baylor.....	10-8
Oklahoma.....	15-5
TCU.....	12-7
Oklahoma State.....	14-6
West Virginia.....	10-6
Kansas State.....	11-7
Big 12 Conference.....	102-49-0 (.675)

Overall..... 241-161-0 (.600)

Longhorns in the NCAA Team Rankings (as of 3/10)

Statistic	Natl. Rank	Conf. Rank	Value
Walks	25	3	72
Double Plays	17	2	16
Fielding %	41	3	0.976
ERA	16	1	1.99
Hits allowed/9	39	3	7.25
Sac bunts	1	1	28
Shutouts	12	1	3
Triples	14	4	7

Head Coach Augie Garrido



Seven trips to the College World Series (CWS). National Championships in both 2002 and 2005. Second-place finishes in 2004 and 2009. Seven Big 12 Conference Championships (2002, 2004, 2006, 2007, 2009, 2010, and 2011) and four league tournament crowns (2002, 2003, 2008 and 2009). These are the results and why head coach Augie Garrido was hired to guide the Texas baseball program in 1996.

During his first 17 years on the Forty Acres, Garrido became the all-time winningest coach in NCAA Division I baseball history by capturing his 1,428th career win on June 9, 2003, (a 6-5 Texas victory over then No. 1 Florida State during NCAA Super Regional action in Tallahassee, Fla.). He brought Texas back to the CWS for the first time since 1993 during the 2000 campaign, and returned the Horns to the pinnacle of collegiate baseball in 2002 by leading UT to a 57-15 record that produced the school's first-ever Big 12 regular-season and tournament championships as well as its first national title since 1983. He duplicated the feat in 2005, guiding the Longhorns to their sixth National Championship - the second-most for one school in NCAA history. Texas' rise under Garrido has been the culmination of inking 16 straight top 15 recruiting classes and producing teams that have stood tall against perennial powers such as LSU, Miami (Fla.), Stanford and USC. Now, in his 18th year in Austin, Garrido, who was selected as both the 2002 and 2005 National Coach of the Year, looks to keep the program in contention for college baseball's ultimate prize each and every season.

Garrido is the second coach in Division I baseball history to tally 1,700 or more career victories. He is one of only two Division I coaches to ever win 500 or more games at two different schools and the only coach to ever win 600 or more games at two different schools.

He is also the first coach to lead teams from two different schools to national crowns (Cal State Fullerton & Texas), guide squads to National Championships in four different decades, and is one of only three coaches in history to win five or more NCAA titles (1979, 1984, 1995, 2002, 2005). Garrido has earned 14 trips to the CWS and 31 NCAA Regional Championship appearances, including 13 at Texas, while garnering National Coach of the Year honors six times (1975, 1979, 1984, 1995, 2002, 2005), regional coach of the year accolades on seven occasions (1975, 1979, 1984, 1995, 2002, 2004, 2005) and conference coach of the year distinctions eight times (1987, 1995, 2002, 2004, 2006, 2007, 2010, 2011) after leading his clubs to 25 league crowns.

The Vallejo, Calif., native is just the 13th coach in UT's 120-year baseball history, and, with the exception of the war years of 1943-45 when Blair Cherry was at the helm, is only the fourth Texas head coach since 1911.

As a result of his unique coaching style, Garrido has been ranked as one of the top three baseball teachers in the nation by Major League Baseball Directors of Player Development. To deserve that distinction, Garrido has coached three Golden Spikes Award winners, four National Players of the Year, six College World Series MVPs, 52 All-Americans, 14 All-League MVPs and 119 professional players over his career. He has also had 16 of his players selected in the first round of the Major League Baseball Draft, including Longhorns Beau Hale (No. 14) in 2000, Omar Quintanilla (No. 33) in 2003, both J.P. Howell (No. 31) and 2005 American League Rookie of the Year Huston Street (No. 40) in 2004, the duo of Drew Stubbs (No. 8) and Kyle McCulloch (No. 29) in 2006, Chance Ruffin (No. 48) in 2010, '10-'11 Big 12 Male Athlete of the Year Taylor Jungmann (No. 12) and Corey Knebel (No. 39) in 2013. In addition, during his 17 years at UT, Garrido has tutored the skills of 26 players who have earned All-America honors a total of 33 times, 23 Freshman All-Americans, including a school-record four in 2006, 149 All-Conference performers, 11 USA Baseball National Team members and 92 players who have gone on to play in professional baseball.

Garrido's name is also held in high regard when people speak of his accomplishments in the College World Series. He is currently tied for second with five National Championships (trailing only Rod Dedeaux's 10 at USC), ranks fourth and sixth, respectively, in victories (38) and winning percentage (.655; 38-20), as well as fifth in both series games (58) and appearances (14) among all-time coaches. He is also one of only eight men in history to coach two or more different teams in the CWS and is only the third Longhorns head coach (Bibb Falk & Cliff Gustafson) in the 120 years of Texas baseball to lead the Horns to Omaha. He was one of three coaches named to the College World Series Legends Team in 2010.

Garrido's Year-by-Year Records

Year	School	Record	Pct.	Titles/Championships
1969	San Francisco State	25-14	.641	
1970	Cal Poly	16-33	.327	
1971	Cal Poly	39-11-1	.775	
1972	Cal Poly	31-18*	.633	
1973	Cal State Fullerton	19-33-1	.368	
1974	Cal State Fullerton	37-17	.685	CCAA
1975	Cal State Fullerton	36-16-1	.689	PCAA & Regional
1976	Cal State Fullerton	46-15	.762	PCAA
1977	Cal State Fullerton	44-14	.759	SCBA (Co-Champions)
1978	Cal State Fullerton	44-13	.772	SCBA
1979	Cal State Fullerton	60-14-1	.807	SCBA, Regional & NCAA
1980	Cal State Fullerton	49-18-1	.724	SCBA
1981	Cal State Fullerton	47-18	.723	SCBA
1982	Cal State Fullerton	51-23	.689	SCBA & Regional
1983	Cal State Fullerton	50-21-1	.701	SCBA (Co-Champions)
1984	Cal State Fullerton	66-20	.767	SCBA, Regional & NCAA
1985	Cal State Fullerton	36-32-1	.529	PCAA South
1986	Cal State Fullerton	36-21	.632	
1987	Cal State Fullerton	44-17	.721	PCAA
1988	Illinois	26-20	.565	
1989	Illinois	42-16	.724	Big Ten
1990	Illinois	43-21	.672	Big Ten
1991	Cal State Fullerton	34-22	.607	Big West (Co-Champions)
1992	Cal State Fullerton	46-17	.730	Regional
1993	Cal State Fullerton	35-19	.648	
1994	Cal State Fullerton	47-16	.746	Big West (Tri-Champions) & Regional
1995	Cal State Fullerton	57-9	.864	Big West, Regional & NCAA
1996	Cal State Fullerton	45-16	.738	
1997	Texas	29-22	.569	
1998	Texas	23-32-1	.420	
1999	Texas	36-26	.581	
2000	Texas	46-21	.687	Regional & Super Regional
2001	Texas	36-26	.581	
2002	Texas	57-15	.792	Big 12, Big 12 Tournament, Regional, Super Regional & NCAA
2003	Texas	50-20	.714	Big 12 Tournament, Regional & Super Regional
2004	Texas	58-15	.795	Big 12, Regional & Super Regional
2005	Texas	56-16	.778	Regional, Super Regional & NCAA
2006	Texas	41-21	.661	Big 12
2007	Texas	46-17	.730	Big 12
2008	Texas	39-22	.639	Big 12 Tournament
2009	Texas	50-16-1	.754	Big 12, Big 12 Tournament, Regional & Super Regional
2010	Texas	50-13	.794	Big 12 and Regional
2011	Texas	49-19	.721	Big 12, Regional and Super Regional
2012	Texas	30-22	.577	
2013	Texas	27-24	.529	
2014	Texas	15-6	.714	

CAREER TOTAL 1,889-877-9 .683 46 seasons

Texas:	738-353-2 (.676)	18 seasons
Cal State Fullerton:	929-391-6 (.703)	21 seasons
Illinois:	111-57 (.661)	3 seasons
Cal Poly:	86-62-1* (.581)	3 seasons
San Francisco State:	25-14 (.641)	1 season

*Although scores listed in one source reflect a record of 30-19 for Cal Poly during the 1972 season, another source reports a 31-18 record, which is the standard used here.

The Last Time It Happened

Team	
Won on a walk-off _____	Feb. 25, 2014, 2-1 over UTPA in 11 innings _____ (Jacob Felts hit a two-out single to center scoring Alex Silver)
Won 20 consecutive games _____	2010 (21)
Won 30 consecutive games _____	1982 (33)
Scored 20 runs (or more) in a game _____	May 23, 2010, at Missouri (20-11)
Allowed 20 runs (or more) in a game _____	Apr. 11, 2008, at Missouri (31)
Had 20 hits (or more) in a game _____	May 30, 2009, vs. Boston College (20)
Had 25 hits (or more) in a game _____	March 10, 1998, vs. Southern Illinois (25)
Allowed 20 hits (or more) in a game _____	Apr. 11, 2008, at Missouri (31)
Hit five (or more) HR in a game _____	June 22, 2009, vs. LSU (5)
Was shutout in a game _____	April 27, 2013 at Baylor (0-1)
Turned 4 double plays in a game _____	May 19, 2012, vs. Baylor (5)
Turned a triple play in a game _____	March 7, 1987, vs. Washington State (1)
Won 50 games in a season _____	2010 (50-13)
Hit 60 home runs in a season _____	2010 (81) (63 games)
Scored 600 runs in a season _____	1989 (610) (72 games)
Had 700 hits in a season _____	2005 (734) (72 games)
Had 35 triples in a season _____	2003 (37) (70 games)
Had 150 doubles in a season _____	2002 (164) (72 games)
Had a team average of .315 or better _____	2007 (.316) (63 games)
Stole 100 bases in a season _____	2005 (103) (72 games)

Texas' Win Streaks			
STREAK	YEAR	ENDED BY	SCORE
34 games*	1977	Rice	3-4 (14)
33 games	1982	Houston	3-4
28 games	1946-47	Baylor	2-6
23 games	1914	Missouri	0-2
22 games	1985	Arkansas	4-5
22 games	1924	Baylor	1-2
21 games	2010	Kansas State	1-2
20 games	1988	Oklahoma	8-11
20 games	1973	Baylor	2-3
20 games	1972	Texas Tech	4-5
19 games	1985	Arkansas	5-9
19 games	1947-48	Baylor	7-8
18 games	1979	Minnesota	4-11
18 games	1975	Texas A&M	8-9
17 games	1974	Rice	4-5
16 games	2005	Arizona	3-8
16 games	1989	Dallas Baptist	7-15
16 games	1983-84	Arizona State	0-4
16 games	1982	Miami	1-2
16 games	1979	Texas A&M	0-1

*NCAA Record

Player	
Pitched a no-hitter _____	March 1, 2009, _____ by Brandon Workman vs. Penn State (9-0)
Pitched a combined no-hitter _____	May 11, 2013 _____ Parker French, Travis Duke and Corey Knebel vs. Texas Southern _____ 7 innings, Game 1 of doubleheader
Pitched a perfect game _____	Apr. 3, 1970, _____ by James Street vs. Texas Tech (4-0)
Pitched a complete game shutout _____	June 4, 2010, _____ by Brandon Workman vs. Rider (11-0)
Had 10 strikeouts in a game _____	April 16, 2010, _____ by Taylor Jungmann (11) vs. Texas A&M
Had 15 strikeouts in a game _____	Mar. 12, 2010, _____ by Taylor Jungmann (17) vs. Iowa
Had 19 strikeouts in a game _____	Mar. 18, 1988, _____ by Eric Stone (19) vs. Southwestern Louisiana
Won 10 games in a season _____	2011 by Taylor Jungmann (13-3)
Won 15 games in a season _____	2004, by J.P. Howell (15-2)
Had 100 strikeouts in a season _____	2011, Taylor Jungmann (126) _____ and Cole Green (104)
Had 150 strikeouts in a season _____	2004, by J.P. Howell (166)
Had 175 strikeouts in a season _____	1989, by Kirk Dressendorfer (176)
Had 200 strikeouts in a season _____	1985, by Greg Swindell (204)
Had 10 saves in season _____	2011, by Corey Knebel (19)
Had 5 complete games in a season _____	2011, by Taylor Jungmann (5)
Had 10 complete games in a season _____	1989, by Kirk Dressendorfer (15)
Had 40 appearances in a season _____	2009, by Austin Wood (41)
Had 5 shutouts in a season _____	1986, by Greg Swindell (5)
Hit 3 home runs in a game _____	Apr. 30, 2002, by J.D. Reininger (3) vs. TCU
Hit for the cycle in a game _____	Apr. 24, 2007, by Kyle Russell _____ (Home Run, Triple, Double, Single) _____ vs. UT Pan American
Scored 5 runs in a game _____	Apr. 28, 2009, by Kevin Lussion (5) _____ vs. Texas State
Had 5 hits in a game _____	Mar. 20, 2008, by Michael Torres (5) _____ at Texas Tech
Stole 5 bases in a game _____	Feb. 13, 1996, by MacGregor Byers (5) _____ vs. St. Mary's (Texas)
Stole home in a game _____	March 25, 2011, by Mark Payton at Oklahoma State
Had 7 RBI in a game _____	Mar. 5, 2008, _____ by Brandon Belt (8) vs. Texas A&M-Corpus Christi
Hit a grand slam home run in a game _____	May 12, 2012, _____ by Mark Payton vs. Texas Southern (Game 2 of DH)
Hit an inside the park home run _____	May 14, 2008, _____ by Michael Torres vs. Alabama A&M (Game 1)
Hit back-to-back home runs _____	May 9, 2010, by Russell _____ Moldenhauer and Kevin Keyes at Kansas State
Had 100 hits in a season _____	2005, by Seth Johnston (115)
Had 15 home runs in a season _____	2008, by Kyle Russell (19)
Had 20 home runs in a season _____	2007, by Kyle Russell (28)
Stole 40 bases in a season _____	2002, by Tim Moss (40)
Had 25 doubles in a season _____	2006, by Carson Kainer (25)
Had 8 triples in a season _____	2013, by Mark Payton (8)
Had 80 RBI in a season _____	2003, by Dustin Majewski (85)
Had 100 RBI in a season _____	1989, by Scott Bryant (112)
Batted .400 in a season (min. 100 ABs) _____	2002, by Dustin Majewski (.401)
Scored 80 runs in a season _____	2003, by Tim Moss (82)
Scored 100 runs in a season _____	1985, by Bill Bates (100)
Cleared the "Monster" in center field _____	Apr. 24, 2010, by Cameron Rupp _____ vs. Oklahoma State
Hit a leadoff home run _____	March 11, 2014 by Ben Johnson at Texas State

2014 University of Texas Baseball Roster

No.	Name	Pos.	B/T	Ht.	Wt.	Class	Hometown (High School/Previous School)
1	Tres Barrera	C/1B	R/R	6-0	211	Fr.	Eagle Pass, Texas (Mission Sharyland HS)
2	Mark Payton	OF	L/L	5-7	190	Sr.	Chicago, Ill. (St. Rita HS)
4	Collin Shaw	OF	L/L	6-0	199	Jr.	Austin, Texas (Westlake HS)
5	Andy McGuire	IF	R/R	6-1	200	Fr.	Oakton, VA (James Madison HS)
6	Connor Macalla	IF	L/R	6-2	170	Fr.	Houston, Texas (Langham Creek HS)
7	Weston Hall	OF	R/R	6-0	202	Sr.	Cedar Park, Texas (Leander HS/Navarro College)
8	Brooks Marlow	IF	L/R	5-8	184	Jr.	Giddings, Texas (Giddings HS)
9	C.J. Hinojosa	IF	R/R	5-9	179	So.	Spring, Texas (Klein Collins HS)
11	Alex Silver	IF	R/R	6-1	205	Sr.	Houston, Texas (Bellaire HS)
12	Jacob Felts	C	R/R	5-11	200	Sr.	Orange, Texas (Orangetown HS)
14	Ben Johnson	OF	R/R	6-0	191	So.	Austin, Texas (Westwood HS)
15	Justin Peters	RHP	R/R	6-4	193	RS-Jr.	Deer Park, Texas (Deer Park HS/Weatherford College)
17	Bret Boswell	IF	L/R	5-11	177	Fr.	Rockwall, Texas (Rockwall-Heath HS)
24	Parker French	RHP	L/R	6-2	218	Jr.	Dripping Springs, Texas (Dripping Springs HS)
27	Travis Duke	LHP	L/L	6-3	210	So.	Pearland, Texas (Dawson HS)
28	Blake Goins	RHP	R/R	5-11	205	Fr.	Pearland, Texas (Pearland HS)
29	Jon Malmin	LHP	L/L	6-0	180	Fr.	Troy, Texas (Troy HS)
30	Josh Sawyer	LHP	L/L	6-2	190	Fr.	San Angelo, Texas (San Angelo Central HS)
31	Chad Hollingsworth	RHP	R/R	6-2	210	So.	Waco, Texas (Robinson HS)
32	Dillon Peters	LHP	L/L	5-10	212	Jr.	Indianapolis, Ind. (Cathedral HS)
33	Jeremy Montalbano	C	R/R	6-1	202	So.	Katy, Texas (Seven Lakes HS)
34	Lukas Schiraldi	RHP	R/R	6-4	205	Jr.	Austin, TX (St. Michaels/Navarro JC)
35	Madison Carter	IF	R/R	5-10	179	Sr.	Sherman, Texas (Sherman HS/Grayson County College)
36	Nathan Thornhill	RHP	R/R	6-0	182	Sr.	Cedar Park, Texas (Cedar Park HS)
38	Ty Culbreth	LHP/OF	L/L	5-10	181	So.	Bryan, Texas (Bryan HS)
39	James Swan	RHP	R/R	6-5	180	Fr.	Orange, Texas (Little Cypress-Mauriceville HS)
40	Taylor Stell	IF/OF	R/R	6-4	202	Jr.	Dallas, Texas (Lake Highlands HS)
41	Morgan Cooper	RHP	R/R	6-5	211	Fr.	Jarrell, Texas (Jarrell HS)
42	Kacy Clemens	IF/RHP	L/R	6-1	198	Fr.	Houston, TX (Memorial HS)
43	John Curtiss	RHP	R/R	6-4	210	RS-So.	Southlake, Texas (Southlake Carroll HS)
45	Grant Martin	C	R/R	5-9	167	Jr.	Burnet, Texas (Burnet HS)
46	James Barton	C	L/R	5-10	184	So.	Austin, Texas (Hyde Park Baptist HS)
47	Ben Kennedy	C/OF	L/R	5-10	195	Fr.	College Station, Texas (A&M Consolidated)
48	Ty Marlow	IF/P	R/R	5-10	189	Sr.	Giddings, Texas (Giddings HS/Texas A&M/McLennan CC)
50	Zane Gurwitz	IF/OF	R/R	5-8	175	Fr.	San Antonio, TX (Churchill HS)

Head Coach: 16 Augie Garrido (Fresno State, 1961), 18th season
Assistant Coach: 44 Skip Johnson (UT Pan American, 1990), 8th season
Assistant Coach: 10 Tommy Nicholson (Texas, 2006), 2nd season
Volunteer Assistant Coach: 55 Ryan Russ (Texas, 2010), 3rd season

PRONUNCIATIONS

Tres Barrera _____ Tress Barrera
 Augie Garrido _____ AWE gee ga REE doh
 C.J. Hinojosa _____ SEE jay hen o HOE sa
 Jeremy Montalbano _____ Jeremy mohn toll bano

#15 JUSTIN PETERS (r-SO.)

0-1 | 13.53 ERA | 1.1 IP | 1 BBs | 0 Ks

Date	Opponent	IP	H	R	ER	BB	K	Dec
2/15	at Cal	0.1	2	1	1	0	0	L
2/23	Stanford	1.0	2	1	1	1	0	-

Season Highs

IP: 1.0 vs. Stanford (2/23)

Ks: 0 (twice)

Hits: 2 (twice)

BBs: 1 vs. Stanford (2/23)

Runs: 1 (twice)

ERs: 1 (twice)

Career Highs

IP: 1.2 at Baylor (5/17/12)

Ks: 4 at Baylor (5/17/12)

Hits: 3 vs. Cal (3/31/12)

BBs: 1 vs. Stanford (2/23/14)

Runs: 2 vs. Cal (3/31/12)

ERs: 2 vs. Cal (3/31/12)

#27 TRAVIS DUKE (SO.)

1-0 | 0.00 ERA | 8.1 IP | 1 BBs | 5 Ks

Date	Opponent	IP	H	R	ER	BB	K	Dec
2/14	at Cal	0.1	2	0	0	0	0	-
2/15	at Cal	0.2	0	0	0	0	0	-
2/18	TX A&M CC	0.1	0	0	0	0	0	-
2/23	Stanford	2.2	1	0	0	0	3	-
2/25	UTPA	1.0	1	0	0	0	0	-
3/2	SHSU	0.2	0	0	0	1	0	-
3/7	Hawai'i	0.2	0	0	0	0	0	W
3/8	Hawai'i-2	0.2	0	0	0	0	0	-
3/11	at TX State	0.2	0	0	0	0	0	-
3/14	Kansas	0.2	1	0	0	0	2	-

Season Highs

IP: 2.2 vs. Stanford (2/23)

Ks: 3 vs. Stanford (2/23)

Hits: 2 at Cal (2/14)

BBs: 1 vs. SHSU (3/2)

Runs: 0 (9 times)

ERs: 0 (9 times)

Career Highs

IP: 3.1 vs. Texas State (4/9/13)

Ks: 3 (twice)

Hits: 3 (3 times)

BBs: 3 at Houston (3/19/13)

Runs: 4 vs. Kansas State (5/5/13)

ERs: 1 (6 times)

#28 BLAKE GOINS (FR.)

1-0 | 2.80 ERA | 9.2 IP | 6 BBs | 6 Ks

Date	Opponent	IP	H	R	ER	BB	K	Dec
2/14	at Cal	0.0	0	0	0	0	0	-
2/18	TX A&M CC	2.1	3	0	0	1	1	-
2/23	Stanford	1.0	0	0	0	2	1	-
2/25	UTPA	1.0	0	0	0	0	0	-
3/4	Valparaiso	3.0	1	0	0	2	1	W
3/11	at TX State	2.1	5	3	3	1	3	-

Season Highs

IP: 3.0 vs. Valparaiso (3/4)

Ks: 3 at TX State (3/11)

Hits: 5 at TX State (3/11)

BBs: 2 (twice)

Runs: 3 at TX State

ERs: 3 at TX State

#29 JON MALMIN (FR.)

0-0 | 0.00 ERA | 2.1 IP | 2 BBs | 1 Ks

Date	Opponent	IP	H	R	ER	BB	K	Dec
2/18	TX A&M CC	1.1	1	0	0	2	0	-
3/4	Valparaiso	1.0	1	0	0	0	1	-

Season Highs

IP: 1.1 vs. TX A&M CC (2/18)

Ks: 1 vs. Valparaiso (3/4)

Hits: 1 (twice)

BBs: 2 vs. TX A&M CC (2/18)

Runs: 0 (twice)

ERs: 0 (twice)

#30 JOSH SAWYER (FR.)

1-0 | 7.95 ERA | 5.2 IP | 4 BBs | 7 Ks

Date	Opponent	IP	H	R	ER	BB	K	Dec
2/14	at Cal	0.2	2	0	0	0	0	-
2/18	TX A&M CC	2.2	2	0	0	1	4	W
2/23	Stanford	0.1	2	3	3	1	1	-
2/25	UTPA	1.0	3	1	1	0	1	-
3/4	Valparaiso	1.0	0	1	1	2	1	-

Season Highs

IP: 2.2 vs. TX A&M CC (2/18)

Ks: 4 vs. TX A&M CC (2/18)

Hits: 2 (3 times)

BBs: 2 vs. Valparaiso (3/4)

Runs: 3 vs. Stanford (2/23)

ERs: 3 vs. Stanford (2/23)

#31 CHAD HOLLINGSWORTH (SO.)

0-0 | 1.35 ERA | 6.2 IP | 0 BBs | 6 Ks

Date	Opponent	IP	H	R	ER	BB	K	Dec
2/14	at Cal	0.1	1	1	1	0	0	-
2/18	TX A&M CC	1.1	1	0	0	0	1	-
2/23	Stanford	0.1	0	0	0	0	0	-
2/25	UTPA	1.0	1	0	0	0	1	-
3/4	Valparaiso	1.0	0	0	0	0	2	-
3/11	at TX State	2.0	0	0	0	0	2	-
3/14	Kansas	0.1	2	0	0	0	0	-
3/16	Kansas	0.1	0	0	0	0	0	-

Season Highs

IP: 2.0 at TX State (3/11)

Ks: 2 (twice)

Hits: 2 vs. Kansas (3/14)

BBs: 0 (8 times)

Runs: 1 at Cal (2/14)

ERs: 1 at Cal (2/14)

Career Highs

IP: 5.0 vs. UT-Arlington (2/19/13)

Ks: 3 vs. UT-Arlington (2/19/13)

Hits: 6 vs. UT-Pan American (3/5/13)

BBs: 3 vs. Oral Roberts (3/12/13)

Runs: 3 at Houston (3/19/13)

ERs: 3 at Houston (3/19/13)

#38 TY CULBRETH (SO.)

1-0 | 2.46 ERA | 14.2 IP | 8 BBs | 12 Ks

Date	Opponent	IP	H	R	ER	BB	K	Dec
2/14	at Cal	1.2	1	0	0	0	2	-
2/15	at Cal	1.0	1	1	1	2	2	-
2/23	Stanford	0.2	2	2	2	0	0	-
2/25	UTPA	1.0	1	0	0	0	1	-
3/4	Valparaiso	1.0	1	0	0	1	0	-
3/8	Hawai'i	2.0	0	0	0	0	2	-
3/9	Hawai'i	2.0	0	0	0	1	0	-
3/11	at TX State	2.2	1	0	0	2	4	W
3/14	Kansas	2.2	0	0	0	0	1	-
3/16	Kansas	0.0	0	2	1	2	0	-

Season Highs

IP: 2.2 (twice)

Ks: 4 at TX State (3/11)

Hits: 2 vs. Stanford (2/23)

BBs: 2 (3 times)

Runs: 2 (twice)

ERs: 2 vs. Stanford (2/23)

Career Highs

IP: 2.2 (twice)

Ks: 4 at TX State (3/11/14)

Hits: 2 vs. Stanford (2/23/14)

BBs: 2 (3 times)

Runs: 2 (twice)

ERs: 2 vs. Stanford (2/23/14)

#41 Morgan Cooper (FR.)

2-1 | 3.21 ERA | 14.0 IP | 4 BBs | 13 Ks

Date	Opponent	IP	H	R	ER	BB	K	Dec
2/14	at Cal	1.0	0	0	0	1	2	-
2/15	at Cal	1.0	0	0	0	0	0	-
2/21	Stanford	1.1	4	2	2	1	1	-
2/25	UTPA	1.0	1	0	0	0	0	-
3/2	SHSU	4.1	3	0	0	0	5	W
3/8	Hawai'i	2.0	0	0	0	1	2	W
3/11	TX State	0.1	0	0	0	0	1	-
3/16	Kansas	4	3	3	3	1	2	L

Season Highs

IP: 4.1 vs. SHSU (3/2)

Ks: 5 vs. SHSU (3/2)

Hits: 4 vs. Stanford (2/21)

BBs: 1 (4 times)

Runs: 3 vs. Kansas (3/16)

ERs: 3 vs. Kansas (3/16)

#43 JOHN CURTISS (r-SO.)

0-0 | 0.00 ERA | 9.2 IP | 4 BBs | 8 Ks | 4 SV

Date	Opponent	IP	H	R	ER	BB	K	Dec
2/25	UTPA	2.0	1	0	0	1	2	-
3/1	Houston	1.2	2	1	0	1	0	-
3/4	Valparaiso	1.0	0	0	0	1	2	-
3/7	Hawai'i	1.0	0	0	0	1	0	SV
3/9	Hawai'i	1.0	0	0	0	0	2	SV
3/11	TX State	1.0	0	0	0	0	0	SV
3/15	Kansas	1.2	1	0	0	0	1	SV
3/16	Kansas	0.1	1	0	0	0	1	-

Season Highs

IP: 2.0 vs. UTPA (2/25)

Ks: 2 (3 times)

Hits: 2 vs. Houston (3/1)

BBs: 1 (4 times)

Runs: 1 vs. Houston (3/1)

ERs: 0 (8 times)

Career Highs

IP: 6.2 vs. Kansas (5/24/12)

Ks: 5 (twice)

Hits: 7 vs. Baylor (5/19/12)

BBs: 2 (7 times)

Runs: 4 (3 times)

ERs: 4 (twice)

#48 TY MARLOW (SR.)

0-0 | 0.00 | 2.0 IP | 0 BBs | 0 Ks

Date	Opponent	IP	H	R	ER	BB	K	Dec
3/4	Valparaiso	1.0	1	0	0	0	0	-
3/9	Hawai'i	1.0	1	0	0	0	0	-

Season Highs

IP: 1.0 (twice)

Ks: 0 (twice)

Hits: 1 (twice)

BBs: 0 (twice)

Runs: 0 (twice)

ERs: 0 vs. (twice)

Career Highs

IP: 3.2 at Kansas (4/12/13)


Ks: 7 at Kansas (4/12/13)

Hits: 5 at Kansas (4/12/13)

BBs: 1 (7 times)

Runs: 1 (8 times)

ERs: 1 (8 times)



#34 Lukas Schiraldi

JR | RHP

6-4 | 205

Austin, Texas

St. Michaels HS

Season Highs

IP: 7.0 at Cal (2/15)

Ks: 3 vs. Sam Houston State (3/2)

Hits: 5 (twice)

BBs: 4 vs. Stanford (2/23)

Runs: 5 vs. Stanford (2/23)

ERs: 5 vs. Stanford (2/23)

2014

Notched his second win of the season against Hawai'i on March 9 when he threw five strong innings, yielding only three hits, two walks and one run ... threw seven innings, surrendering five hits and one run, in a win in his Longhorn debut against Cal on February 15.

2012 & 2013 at NAVARRO COLLEGE

Went 9-2 with a 2.84 ERA in 15 appearances spanning 76 innings in 2013 at Navarro ... recorded 67 strikeouts to just 17 walks ... in the summer of 2013, played for the Chatham Anglers of the Cape Cod League ... won the PFC Whitehouse Outstanding Pitcher Award ... made seven starts in the regular season and went 4-1 with a 1.19 ERA, allowing just five earned runs in 37 2/3 innings of work ... put forth his best performance in the CCBL playoffs, when he went seven scoreless innings and allowed just two hits in a 6-0 win ... named the Cape Cod League Pitcher of the Week on Aug. 13 for his effort ... in the regular season and playoffs combined, the right-hander went 5-1 with a 1.01 ERA and 33 strikeouts.

2014 Game-by-Game Stats

Date	OPPONENT	GS	IP	H	R	ER	BB	SO	2B	3B	HR	WP	BK	HBP	IBB	Score	W	L	SV	ERA
Feb 15, 2014	California-2	*	7.0	5	1	1	2	2	1	0	0	0	0	0	0	6-2	1	0	0	1.29
Feb 23, 2014	STANFORD	*	2.0	4	5	5	4	1	0	1	0	1	0	0	0	5-11	1	1	0	6.00
Mar 02, 2014	Sam Houston State	*	4.0	5	2	1	2	3	0	0	0	0	0	0	0	3-2	1	1	0	4.85
Mar 09, 2014	HAWAII	*	5.0	3	1	1	2	1	0	0	0	1	0	0	0	4-1	2	1	0	4.00
Totals		4	18.0	17	9	8	10	7	1	1	0	2	0	0	0	18-16	2	1	0	4.00

Career Stats

Year	ERA	W	L	App	GS	CG	SHO	CBO	SV	IP	H	R	ER	BB	SO	2B	3B	HR	BF	B/Avg	WP	HBP	BK	SFA	SHA
2014	4.00	2	1	4	4	0	0	0	0	18.0	17	9	8	10	7	1	1	0	80	.258	2	0	0	0	4

2014 Texas Longhorns Baseball
Overall Statistics for Texas Longhorns (as of Mar 16, 2014)
(All games Sorted by Batting avg)

Record: 15-6 Home: 9-4 Away: 3-2 Neutral: 3-0 Big 12: 1-2

Player	avg	gp-gs	ab	r	h	2b	3b	hr	rbi	tb	slg%	bb	hp	so	gdp	ob%	sf	sh	sb-att	po	a	e	fld%
2 Payton, Mark	.417	21-21	72	13	30	3	4	1	12	44	.611	17	0	6	3	.528	0	3	4-5	47	1	0	1.000
14 Johnson, Ben	.258	21-21	66	14	17	3	2	1	10	27	.409	12	1	10	0	.366	3	1	4-4	42	2	0	1.000
9 Hinojosa, C.J	.253	21-21	75	5	19	2	0	0	10	21	.280	6	0	9	1	.301	2	7	1-2	28	61	4	.957
8 Marlow, Brooks	.227	21-21	75	10	17	0	1	0	5	19	.253	14	1	9	0	.352	1	4	1-2	39	72	1	.991
42 Clemens, Kacy	.224	20-20	67	7	15	1	0	0	3	16	.239	11	0	16	0	.333	0	2	0-0	210	6	4	.982
1 Barrera, Tres	.197	19-17	61	5	12	1	1	0	3	15	.246	2	1	8	2	.234	0	2	0-0	58	8	0	1.000
33 Montalbano, Jeremy	.143	19-16	56	2	8	4	0	0	3	12	.214	1	1	8	0	.172	0	5	0-0	75	6	0	1.000
5 McGuire, Andy	.119	19-19	59	6	7	1	0	0	7	8	.136	7	2	11	0	.232	1	4	1-2	13	34	4	.922

4 Shaw, Collin	.344	15-10	32	6	11	1	0	0	5	12	.375	3	1	7	0	.405	1	0	4-6	17	0	0	1.000
12 Felts, Jacob	.294	11-8	34	3	10	1	1	0	4	13	.382	1	0	2	2	.314	0	1	0-0	1	0	0	1.000
50 Gurwitz, Zane	.171	15-13	41	4	7	1	0	1	4	11	.268	2	0	11	0	.209	0	0	1-1	13	8	2	.913
38 Culbreth, Ty	.000	2-2	6	0	0	0	0	0	0	0	.000	0	0	0	0	.000	0	0	0-0	0	5	0	1.000
35 Carter, Madison	.000	7-0	3	1	0	0	0	0	0	0	.000	0	0	2	0	.000	0	2	0-0	0	2	0	1.000
48 Marlow, Ty	.000	1-0	0	0	0	0	0	0	0	0	.000	0	0	0	0	.000	0	0	0-0	0	1	0	1.000
11 Silver, Alex	.000	1-0	0	1	0	0	0	0	0	0	.000	1	0	0	0	1.000	0	0	0-0	3	0	0	1.000
7 Hall, Weston	.000	5-0	0	2	0	0	0	0	0	0	.000	0	0	0	0	.000	0	0	0-0	1	0	0	1.000
Totals	.236	21	647	79	153	18	9	3	66	198	.306	77	7	99	8	.321	8	31	16-22	555	245	19	.977
Opponents	.224	21	664	58	149	18	2	1	47	174	.262	69	12	123	14	.307	4	21	4-10	534	234	25	.968

LOB - Team (157), Opp (157). DPs turned - Team (17), Opp (11). IBB - Team (2), Payton 2, Opp (1). Picked off - C. Shaw 1, Payton 1, B. Johnson 1, Hinojosa 1.

(All games Sorted by Earned run avg)

Player	era	w-l	app	gs	cg	sho	sv	ip	h	r	er	bb	so	2b	3b	hr	b/avg	wp	hp	bk	sfa	sha
36 Thornhill, Nathan	1.30	3-0	8	3	0	0/2	2	27.2	16	4	4	15	15	1	0	0	.178	0	1	0	1	3
24 French, Parker	1.76	2-2	5	5	0	0/0	0	30.2	27	13	6	9	28	2	0	0	.239	2	4	0	2	5
32 Peters, Dillon	1.83	2-1	5	5	0	0/1	0	34.1	28	10	7	5	15	4	0	0	.228	1	2	0	1	4

43 Curtiss, John	0.00	0-0	8	1	0	0/0	4	9.2	5	1	0	4	8	0	0	0	.147	0	1	0	0	0
27 Duke, Travis	0.00	1-0	10	0	0	0/1	0	8.1	6	0	0	1	5	1	0	0	.200	0	2	1	0	1
29 Malmin, Jon	0.00	0-0	2	0	0	0/1	0	2.1	2	0	0	2	1	0	0	0	.200	1	0	0	0	0
48 Marlow, Ty	0.00	0-0	2	0	0	0/0	0	2.0	2	0	0	0	0	0	0	0	.286	0	0	0	0	0
31 Hollingsworth, Chad	1.35	0-0	8	0	0	0/1	0	6.2	5	1	1	0	6	1	0	0	.217	0	0	0	0	1
38 Culbreth, Ty	2.45	1-0	10	0	0	0/0	0	14.2	7	5	4	8	12	1	0	1	.143	0	0	0	0	0
28 Goins, Blake	2.79	1-0	6	3	0	0/1	0	9.2	9	3	3	6	6	0	0	0	.243	1	2	0	0	0
41 Cooper, Morgan	3.21	2-1	8	0	0	0/1	0	14.0	12	5	5	4	13	3	1	0	.235	2	0	1	0	2
34 Schiraldi, Lukas	4.00	2-1	4	4	0	0/0	0	18.0	17	9	8	10	7	1	1	0	.258	2	0	0	0	4
30 Sawyer, Josh	7.94	1-0	5	0	0	0/1	0	5.2	9	5	5	4	7	2	0	0	.360	3	0	0	0	0
15 Peters, Justin	13.50	0-1	2	0	0	0/0	0	1.1	4	2	2	1	0	2	0	0	.667	0	0	0	0	1
Totals	2.19	15-6	21	21	0	3/3	6	185.0	149	58	45	69	123	18	2	1	.224	12	12	2	4	21
Opponents	3.08	6-15	21	21	2	1/1	1	178.0	153	79	61	77	99	18	9	3	.236	12	7	6	8	31

PB - Team (2), Barrera 2, Opp (4). Pickoffs - Team (1), French 1, Opp (4). SBA/ATT - Barrera (3-6), Montalbano (1-4), Sawyer (2-3), D. Peters (0-2), Curtiss (1-2), Schiraldi (1-1), Thornhill (0-1), French (0-1).

2014 Texas Longhorns Baseball
Conference statistics for Texas Longhorns (as of Mar 17, 2014)
(Big 12 games only Sorted by Batting avg)

Record: 1-2 Home: 1-2 Away: 0-0 Big 12: 1-2

Player	avg	gp-gs	ab	r	h	2b	3b	hr	rbi	tb	slg%	bb	hp	so	gdp	ob%	sf	sh	sb-att	po	a	e	fld%
2 Payton, Mark	.444	3-3	9	1	4	1	0	0	1	5	.556	1	0	0	1	.500	0	1	1-1	7	0	0	1.000
14 Johnson, Ben	.333	3-3	12	2	4	1	0	0	0	5	.417	0	0	1	0	.333	0	0	0-0	2	0	0	1.000
1 Barrera, Tres	.300	3-3	10	0	3	0	0	0	1	3	.300	1	0	0	0	.364	0	0	0-0	17	3	0	1.000
4 Shaw, Collin	.222	3-3	9	0	2	1	0	0	1	3	.333	1	0	3	0	.300	0	0	0-1	7	0	0	1.000
9 Hinojosa, C.J	.200	3-3	10	0	2	1	0	0	1	3	.300	0	0	2	0	.200	0	1	0-0	7	9	1	.941
50 Gurwitz, Zane	.167	3-2	6	0	1	1	0	0	0	2	.333	0	0	2	0	.167	0	0	0-0	2	8	1	.909
8 Marlow, Brooks	.000	3-3	11	1	0	0	0	0	0	0	.000	1	0	0	0	.083	0	0	0-0	4	4	0	1.000
42 Clemens, Kacy	.000	2-2	6	0	0	0	0	0	0	0	.000	0	0	1	0	.000	0	0	0-0	27	0	0	1.000
38 Culbreth, Ty	.000	2-2	6	0	0	0	0	0	0	0	.000	0	0	0	0	.000	0	0	0-0	0	1	0	1.000

12 Felts, Jacob	.200	2-1	5	0	1	0	0	0	0	1	.200	0	0	1	0	.200	0	0	0-0	0	0	0	.000
33 Montalbano, Jeremy	.000	2-1	4	0	0	0	0	0	0	0	.000	0	0	1	0	.000	0	0	0-0	7	2	0	1.000
5 McGuire, Andy	.000	1-1	2	0	0	0	0	0	0	0	.000	0	0	0	0	.000	0	0	0-0	1	0	0	1.000
35 Carter, Madison	.000	2-0	2	0	0	0	0	0	0	0	.000	0	0	2	0	.000	0	0	0-0	0	0	0	.000
7 Hall, Weston	.000	2-0	0	1	0	0	0	0	0	0	.000	0	0	0	0	.000	0	0	0-0	0	0	0	.000
Totals	.185	3	92	5	17	5	0	0	4	22	.239	4	0	13	1	.219	0	2	1-2	81	37	2	.983
Opponents	.232	3	95	10	22	2	0	0	10	24	.253	10	4	16	0	.327	1	7	0-1	78	34	2	.982

LOB - Team (15), Opp (26). DPs turned - Team (1), Opp (2). IBB - Team (1), Payton 1, Opp (1).

(Big 12 games only Sorted by Earned run avg)

Player	era	w-l	app	gs	cg	sho	sv	ip	h	r	er	bb	so	2b	3b	hr	b/avg	wp	hp	bk	sfa	sha
32 Peters, Dillon	1.23	1-0	1	1	0	0/0	0	7.1	5	1	1	1	3	1	0	0	.192	0	0	0	0	1
36 Thornhill, Nathan	1.69	0-0	1	1	0	0/0	0	5.1	1	1	1	3	3	0	0	0	.067	0	1	0	0	2
24 French, Parker	5.06	0-1	1	1	0	0/0	0	5.1	7	3	3	3	3	0	0	0	.368	1	2	0	1	2
41 Cooper, Morgan	9.00	0-1	1	0	0	0/0	0	3.0	4	3	3	1	2	1	0	0	.308	1	0	0	0	1

43 Curtiss, John	0.00	0-0	2	0	0	0/0	1	2.0	2	0	0	0	2	0	0	0	.222	0	1	0	0	0
31 Hollingsworth, Chad	0.00	0-0	2	0	0	0/0	0	0.2	2	0	0	0	0	0	0	0	.667	0	0	0	0	1
27 Duke, Travis	0.00	0-0	1	0	0	0/0	0	0.2	1	0	0	0	2	0	0	0	.333	0	0	0	0	0
38 Culbreth, Ty	3.38	0-0	2	0	0	0/0	0	2.2	0	2	1	2	1	0	0	0	.000	0	0	0	0	0
Totals	3.00	1-2	3	3	0	0/0	1	27.0	22	10	9	10	16	2	0	0	.232	2	4	0	1	7
Opponents	1.04	2-1	3	3	1	0/0	1	26.0	17	5	3	4	13	5	0	0	.185	1	0	1	0	2

PB - Team (0), Opp (1). SBA/ATT - Montalbano (0-1), French (0-1).

2014 Texas Longhorns Baseball
Game Results for Texas Longhorns (as of Mar 17, 2014)
(All games)

Date	Opponent		Score	Inns	Overall	Big 12	Pitcher of record	Attend	Time
Feb 14, 2014	at California	L	0-7	9	0-1-0	0-0-0	French (L 0-1)	825	3:02
Feb 15, 2014	at California-1	L	1-2	9	0-2-0	0-0-0	J. Peters (L 0-1)	831	2:26
Feb 15, 2014	at California-2	w	6-2	9	1-2-0	0-0-0	Schiraldi (W 1-0)	913	2:54
Feb 16, 2014	at California	w	5-0	9	2-2-0	0-0-0	Thornhill (W 1-0)	1231	2:25
Feb 18, 2014	TEXAS A&M - CC	w	10-0	8	3-2-0	0-0-0	Sawyer (W 1-0)	4901	2:33
Feb 21, 2014	STANFORD	w	9-3	9	4-2-0	0-0-0	French (W 1-1)	5929	2:53
Feb 22, 2014	STANFORD	w	4-3	9	5-2-0	0-0-0	Thornhill (W 2-0)	7044	2:43
Feb 23, 2014	STANFORD	L	5-11	8	5-3-0	0-0-0	Schiraldi (L 1-1)	6437	3:20
Feb 25, 2014	UTPA	w	2-1	(11)	6-3-0	0-0-0	Thornhill (W 3-0)	4598	3:33
Feb 28, 2014	vs #10 Rice	w	2-0	9	7-3-0	0-0-0	D. Peters (W 1-0)	5958	2:34
Mar 01, 2014	vs Houston Cougars	w	3-2	9	8-3-0	0-0-0	French (W 2-1)	0	2:37
Mar 02, 2014	vs Sam Houston State	w	3-2	9	9-3-0	0-0-0	Cooper (W 1-0)	0	3:00
Mar 04, 2014	VALPARAISO	w	7-1	9	10-3-0	0-0-0	Goins (W 1-0)	4551	2:34
Mar 07, 2014	HAWAII	w	3-2	9	11-3-0	0-0-0	Duke (W 1-0)	4915	2:17
Mar 08, 2014	HAWAII	L	1-6	7	11-4-0	0-0-0	D. Peters (L 1-1)	0	1:58
Mar 08, 2014	HAWAII-2	w	3-2	9	12-4-0	0-0-0	Cooper (W 2-0)	5131	2:18
Mar 09, 2014	HAWAII	w	4-1	9	13-4-0	0-0-0	Schiraldi (W 2-1)	4761	2:24
Mar 11, 2014	at Texas State	w	6-3	9	14-4-0	0-0-0	Culbreth (W 1-0)	2603	2:47
* Mar 14, 2014	KANSAS	L	2-3	9	14-5-0	0-1-0	French (L 2-2)	5639	2:44
* Mar 15, 2014	KANSAS	w	2-1	9	15-5-0	1-1-0	D. Peters (W 2-1)	5772	2:15
* Mar 16, 2014	KANSAS	L	1-6	9	15-6-0	1-2-0	Cooper (L 2-1)	5142	2:48

() extra inning game

2014 Texas Longhorns Baseball
Team Game-by-Game for Texas Longhorns (as of Mar 17, 2014)
Batting (All games)

Date	Opponent	ab	r	h	rbi	2b	3b	hr	tb	bb	ibb	sb	cs	hbp	sac	sf	gdp	k	po	a	e	lob	avg
Feb 14	at California	33	0	8	0	1	0	0	9	1	0	0	0	0	1	0	1	5	24	12	5	8	.242
Feb 15	at California	32	1	9	1	1	0	0	10	1	0	0	0	0	2	1	1	9	24	12	1	8	.262
Feb 15	at California	32	6	6	5	0	0	1	9	6	0	1	0	0	2	0	0	2	27	10	0	7	.237
Feb 16	at California	32	5	8	5	0	1	1	13	4	0	0	0	0	1	1	1	3	27	17	0	6	.240
Feb 18	TEXAS A&M - CC	33	10	11	5	1	1	0	14	1	0	2	2	3	1	1	0	6	24	10	1	6	.259
Feb 21	STANFORD	34	9	13	9	3	1	0	18	4	0	0	0	0	2	1	1	7	27	10	0	8	.281
Feb 22	STANFORD	30	4	6	2	0	1	0	8	7	0	1	1	0	1	0	0	2	27	15	0	8	.270
Feb 23	STANFORD	30	5	7	4	1	1	0	10	9	0	1	0	0	0	1	2	1	24	13	0	11	.266
Feb 25	UTPA	31	2	4	2	0	0	0	4	8	0	0	1	1	2	1	0	4	33	16	0	9	.251
Feb 28	vs Rice	26	2	6	2	2	0	0	8	3	0	2	0	0	4	0	0	8	27	10	1	7	.249
Mar 01	vs Houston Cougars	29	3	4	2	1	0	0	5	1	0	0	0	0	1	0	0	8	27	12	2	4	.240
Mar 02	vs Sam Houston State	31	3	10	3	1	0	0	11	6	1	0	0	2	4	1	0	2	27	10	3	14	.247
Mar 04	VALPARAISO	33	7	9	7	1	0	0	10	4	0	2	0	0	2	0	0	3	27	10	0	8	.249
Mar 07	HAWAII	32	3	9	3	1	1	0	12	1	0	0	0	0	1	0	0	8	27	13	1	7	.251
Mar 08	HAWAII	24	1	2	1	0	0	0	2	4	0	0	0	0	0	0	0	2	21	10	2	6	.242
Mar 08	HAWAII	30	3	7	3	0	1	0	9	4	0	2	0	0	1	0	0	7	27	13	0	8	.242
Mar 09	HAWAII	29	4	8	3	0	0	0	8	8	0	3	0	0	3	0	1	1	27	8	0	12	.244
Mar 11	at Texas State	34	6	9	5	0	2	1	16	1	0	1	1	1	1	1	0	8	27	7	1	5	.245
*Mar 14	KANSAS	31	2	6	2	2	0	0	8	2	0	0	0	0	1	0	1	5	27	11	0	5	.242
*Mar 15	KANSAS	29	2	5	1	0	0	0	5	0	0	1	1	0	0	0	0	4	27	12	1	3	.239
*Mar 16	KANSAS	32	1	6	1	3	0	0	9	2	1	0	0	0	1	0	0	4	27	14	1	7	.236
Totals		647	79	153	66	18	9	3	198	77	2	16	6	7	31	8	8	99	555	245	19	157	.236

2014 Texas Longhorns Baseball
Team Game-by-Game for Texas Longhorns (as of Mar 17, 2014)
Pitching (All games)

Date	Opponent	ip	h	r	er	bb	so	2b	3b	hr	wp	bk	hbp	dp	ibb	score	w-l	sv	era
Feb 14	at California	8.0	10	7	1	3	6	2	0	0	1	0	2	1	0	0-7	0-1	0	1.12
Feb 15	at California	8.0	7	2	1	2	1	1	0	0	0	0	0	1	0	1-2	0-2	0	1.12
Feb 15	at California	9.0	6	2	2	5	6	1	0	0	0	0	0	1	0	6-2	1-2	0	1.44
Feb 16	at California	9.0	4	0	0	3	3	0	0	0	0	0	0	1	0	5-0	2-2	0	1.06
Feb 18	TEXAS A&M - CC	8.0	7	0	0	4	6	1	0	0	2	0	1	1	0	10-0	3-2	0	0.86
Feb 21	STANFORD	9.0	9	3	3	2	11	1	0	0	0	1	1	0	0	9-3	4-2	0	1.24
Feb 22	STANFORD	9.0	10	3	3	2	3	2	0	0	0	0	0	2	0	4-3	5-2	0	1.50
Feb 23	STANFORD	8.0	11	11	11	8	6	3	1	1	1	1	2	2	0	5-11	5-3	0	2.78
Feb 25	UTPA	11.0	10	1	1	5	6	2	0	0	0	0	0	1	0	2-1	6-3	0	2.51
Feb 28	vs Rice	9.0	6	0	0	1	8	1	0	0	0	0	0	1	0	2-0	7-3	1	2.25
Mar 01	vs Houston Cougars	9.0	9	2	1	2	7	1	0	0	0	0	0	0	0	3-2	8-3	2	2.13
Mar 02	vs Sam Houston State	9.0	8	2	1	3	8	0	1	0	1	0	0	1	0	3-2	9-3	2	2.04
Mar 04	VALPARAISO	9.0	4	1	1	6	7	0	0	0	2	0	0	0	0	7-1	10-3	2	1.96
Mar 07	HAWAII	9.0	5	2	1	2	6	0	0	0	0	0	0	1	0	3-2	11-3	3	1.89
Mar 08	HAWAII	7.0	7	6	4	1	5	1	0	0	1	0	2	0	0	1-6	11-4	3	2.06
Mar 08	HAWAII	9.0	3	2	2	4	5	0	0	0	0	0	0	1	0	3-2	12-4	3	2.06
Mar 09	HAWAII	9.0	4	1	1	3	3	0	0	0	1	0	0	2	0	4-1	13-4	4	1.99
Mar 11	at Texas State	9.0	7	3	3	3	10	0	0	0	1	0	0	0	0	6-3	14-4	5	2.05
*Mar 14	KANSAS	9.0	10	3	3	3	6	0	0	0	1	0	2	1	0	2-3	14-5	5	2.10
*Mar 15	KANSAS	9.0	6	1	1	1	4	1	0	0	0	0	0	0	0	2-1	15-5	6	2.05
*Mar 16	KANSAS	9.0	6	6	5	6	6	1	0	0	1	0	2	0	1	1-6	15-6	6	2.19
Totals		185.0	149	58	45	69	123	18	2	1	12	2	12	17	1	79-58	15-6	6	2.19

2014 Texas Longhorns Baseball
Games Summary for Texas Longhorns (as of Mar 17, 2014)
(All games)

Score by innings	1	2	3	4	5	6	7	8	9	EX	Total
Texas Longhorns	10	9	7	8	14	9	6	8	7	1	79
Opponents	8	9	13	1	6	6	2	7	6	0	58

Record when ...

Overall	15-6	After 6 leading	11-0
Conference	1-2 trailing	2-5
Non-Conference	14-4 tied	2-1
Home games	9-4	After 7 leading	11-0
Away games	3-2 trailing	1-4
Neutral site	3-0 tied	3-1
Day games	7-4	After 8 leading	12-0
Night games	8-2 trailing	1-3
vs Left starter	5-3 tied	1-1
vs Right starter	10-3		
1-Run games	7-2	Hit 0 home runs	12-6
2-Run games	1-0	... 1 home run	3-0
5+Run games	4-4	... 2+ home runs	0-0
Extra innings	1-0		
Shutouts	3-1	Opponent 0 home runs	15-5
	 1 home run	0-1
Scoring 0-2 runs	3-5 2+ HRs	0-0
..... 3-5 runs	7-1		
..... 6-9 runs	4-0	Made 0 errors	8-2
..... 10+ runs	1-0 1 error	5-2
	 2+ errors	2-2
Opponent 0-2 runs	12-1		
..... 3-5 runs	3-1	Opp. made 0 errors	6-3
..... 6-9 runs	0-3 1 error	4-1
..... 10+ runs	0-1 2+ errors	5-2
Scored in 1st inning	6-0	Out-hit opponent	9-1
Opp. scored in 1st	4-1	Out-hit by opponent	4-4
Scores first	7-1	Hits are tied	2-1
Opp. scores first	8-5		

Record when team scores:

Runs	0	1	2	3	4	5	6	7	8	9	10+
W-L	0-1	0-3	3-1	4-0	2-0	1-1	2-0	1-0	0-0	1-0	1-0

Record when opponent scores:

Runs	0	1	2	3	4	5	6	7	8	9	10+
W-L	3-0	4-0	5-1	3-1	0-0	0-0	0-2	0-1	0-0	0-0	0-1

Record when leading after:

Inn.	1	2	3	4	5	6	7	8
W-L	5-0	6-1	7-0	10-0	10-0	11-0	11-0	12-0

Record when trailing after:

Inn.	1	2	3	4	5	6	7	8
W-L	3-1	4-3	4-4	3-4	2-4	2-5	1-4	1-3

Record when tied after:

Inn.	1	2	3	4	5	6	7	8
W-L	7-5	5-2	4-2	2-2	3-2	2-1	3-1	1-1

Current losing streak: 1
Longest winning streak: 6
Longest losing streak: 2

Home attendance : 64820 (13 dates avg = 4986)
Away attendance : 12361 (8 dates avg = 1545)
Total attendance: 77181 (21 dates avg = 3675)

2014 Texas Longhorns Baseball
Miscellaneous Stats for Texas Longhorns (as of Mar 17, 2014)
(All games)

Multiple Hit Games	2	3	4	5+	Total
2 Payton, Mark	6	2	1	-	9
9 Hinojosa, C.J	3	1	-	-	4
14 Johnson, Ben	4	-	-	-	4
42 Clemens, Kacy	3	1	-	-	4
4 Shaw, Collin	3	-	-	-	3
50 Gurwitz, Zane	3	-	-	-	3
8 Marlow, Brooks	3	-	-	-	3
12 Felts, Jacob	2	-	-	-	2
33 Montalbano, Jerem	2	-	-	-	2
1 Barrera, Tres	1	1	-	-	2
TEAM	30	5	1	0	36

Multiple RBI Games	2	3	4	5+	Total
2 Payton, Mark	3	1	-	-	4
5 McGuire, Andy	2	-	-	-	2
14 Johnson, Ben	1	1	-	-	2
9 Hinojosa, C.J	1	1	-	-	2
33 Montalbano, Jerem	1	-	-	-	1
50 Gurwitz, Zane	-	1	-	-	1
TEAM	8	4	0	0	12

Hitting Streaks	Longest	Current
2 Payton, Mark	9	3
8 Marlow, Brooks	6	-
9 Hinojosa, C.J	6	1
14 Johnson, Ben	5	5
33 Montalbano, Jerem	4	-
12 Felts, Jacob	4	-
1 Barrera, Tres	3	-
4 Shaw, Collin	3	2
5 McGuire, Andy	3	-
42 Clemens, Kacy	2	-
50 Gurwitz, Zane	1	1

Reached Base Streaks	Longest	Current
2 Payton, Mark	21	21
42 Clemens, Kacy	10	-
8 Marlow, Brooks	9	-
14 Johnson, Ben	9	6
9 Hinojosa, C.J	6	1
4 Shaw, Collin	6	6
5 McGuire, Andy	4	-
33 Montalbano, Jerem	4	-
1 Barrera, Tres	4	4
12 Felts, Jacob	4	-
50 Gurwitz, Zane	2	1
11 Silver, Alex	1	1

2014 Texas Longhorns Baseball
Miscellaneous Stats for Texas Longhorns (as of Mar 17, 2014)
(All games)

Starting Lineup By Position
(Team W-L record when starter)

PITCHER:		
32 Peters, Dillon	5	(3-2)
24 French, Parker	5	(3-2)
34 Schiraldi, Lukas	4	(3-1)
36 Thornhill, Nathan	3	(2-1)
28 Goins, Blake	3	(3-0)
43 Curtiss, John	1	(1-0)
CATCHER:		
33 Montalbano, Jere	12	(8-4)
1 Barrera, Tres	9	(7-2)
FIRST BASE:		
42 Clemens, Kacy	20	(15-5)
1 Barrera, Tres	1	(0-1)
SECOND BASE:		
8 Marlow, Brooks	21	(15-6)
THIRD BASE:		
5 McGuire, Andy	19	(14-5)
50 Gurwitz, Zane	2	(1-1)
SHORTSTOP:		
9 Hinojosa, C.J	21	(15-6)
LEFT FIELD:		
14 Johnson, Ben	16	(12-4)
50 Gurwitz, Zane	5	(3-2)
CENTER FIELD:		
2 Payton, Mark	21	(15-6)
RIGHT FIELD:		
4 Shaw, Collin	10	(7-3)
50 Gurwitz, Zane	6	(5-1)
14 Johnson, Ben	5	(3-2)
DESIGNATED HITTER:		
12 Felts, Jacob	8	(6-2)
1 Barrera, Tres	7	(5-2)
33 Montalbano, Jere	4	(3-1)
38 Culbreth, Ty	2	(1-1)

Starting Lineup By Lineup Spot
(Team W-L record when starter)

LEADOFF:		
8 Marlow, Brooks	18	(13-5)
14 Johnson, Ben	3	(2-1)
2ND SPOT:		
2 Payton, Mark	17	(13-4)
8 Marlow, Brooks	3	(2-1)
14 Johnson, Ben	1	(0-1)
3RD SPOT:		
9 Hinojosa, C.J	17	(13-4)
2 Payton, Mark	4	(2-2)
CLEANUP:		
42 Clemens, Kacy	12	(11-1)
12 Felts, Jacob	3	(2-1)
1 Barrera, Tres	3	(0-3)
9 Hinojosa, C.J	3	(2-1)
5TH SPOT:		
5 McGuire, Andy	11	(8-3)
14 Johnson, Ben	4	(3-1)
12 Felts, Jacob	4	(3-1)
1 Barrera, Tres	1	(1-0)
4 Shaw, Collin	1	(0-1)
6TH SPOT:		
33 Montalbano, Jere	11	(8-3)
5 McGuire, Andy	3	(2-1)
14 Johnson, Ben	2	(2-0)
4 Shaw, Collin	1	(1-0)
9 Hinojosa, C.J	1	(0-1)
1 Barrera, Tres	1	(0-1)
12 Felts, Jacob	1	(1-0)
42 Clemens, Kacy	1	(1-0)
7TH SPOT:		
1 Barrera, Tres	9	(8-1)
42 Clemens, Kacy	5	(2-3)
33 Montalbano, Jere	4	(2-2)
14 Johnson, Ben	2	(2-0)
5 McGuire, Andy	1	(1-0)
8TH SPOT:		
14 Johnson, Ben	9	(6-3)
5 McGuire, Andy	4	(3-1)
1 Barrera, Tres	3	(3-0)
42 Clemens, Kacy	2	(1-1)
38 Culbreth, Ty	1	(0-1)
33 Montalbano, Jere	1	(1-0)
50 Gurwitz, Zane	1	(1-0)
9TH SPOT:		
50 Gurwitz, Zane	12	(8-4)
4 Shaw, Collin	8	(6-2)
38 Culbreth, Ty	1	(1-0)

2014 Texas Longhorns Baseball
Season Game Highs for Texas Longhorns (as of Mar 17, 2014)
(All games)

TEAM GAME HIGHS

Batting

At bats:	34	-	vs Stanford (Feb 21, 2014)
	34	-	at Texas State (Mar 11, 2014)
Runs scored:	10	-	vs Texas A&M - CC (Feb 18, 2014)
Hits:	13	-	vs Stanford (Feb 21, 2014)
RBI's:	9	-	vs Stanford (Feb 21, 2014)
Doubles:	3	-	vs Stanford (Feb 21, 2014)
	3	-	vs Kansas (Mar 16, 2014)
Triples:	2	-	at Texas State (Mar 11, 2014)
Home runs:	1	-	at California (Feb 15, 2014)
	1	-	at California (Feb 16, 2014)
	1	-	at Texas State (Mar 11, 2014)
Total bases:	18	-	vs Stanford (Feb 21, 2014)
Walks:	9	-	vs Stanford (Feb 23, 2014)
Strikeouts:	9	-	at California (Feb 15, 2014)
Sac hits:	4	-	vs Rice (Feb 28, 2014 at Houston)
	4	-	vs Sam Houston State (Mar 02, 2014 at Houston, Texas)
Sac flies:	1	-	(8 times)
Stolen bases:	3	-	vs Hawaii (Mar 09, 2014)
Hit by pitch:	3	-	vs Texas A&M - CC (Feb 18, 2014)
Caught stealing:	2	-	vs Texas A&M - CC (Feb 18, 2014)
Runners LOB:	14	-	vs Sam Houston State (Mar 02, 2014 at Houston, Texas)
Hit into DP:	2	-	vs Stanford (Feb 23, 2014)
	2	-	vs Sam Houston State (Mar 02, 2014 at Houston, Texas)
	2	-	vs Kansas (Mar 14, 2014)

Fielding

Putouts:	33	-	vs UTPA (Feb 25, 2014)
Assists:	17	-	at California (Feb 16, 2014)
Errors:	5	-	at California (Feb 14, 2014)
Passed balls:	2	-	vs Hawaii (Mar 08, 2014)
DPs turned:	2	-	vs Stanford (Feb 22, 2014)
	2	-	vs Stanford (Feb 23, 2014)
	2	-	vs Hawaii (Mar 09, 2014)

Pitching

Innings pitched:	11.0	-	vs UTPA (Feb 25, 2014)
Runs allowed:	11	-	vs Stanford (Feb 23, 2014)
Earned runs:	11	-	vs Stanford (Feb 23, 2014)
Walks allowed:	8	-	vs Stanford (Feb 23, 2014)
Strikeouts:	11	-	vs Stanford (Feb 21, 2014)
Hits allowed:	11	-	vs Stanford (Feb 23, 2014)
Doubles allowed:	3	-	vs Stanford (Feb 23, 2014)
Triples allowed:	1	-	vs Stanford (Feb 23, 2014)
	1	-	vs Sam Houston State (Mar 02, 2014 at Houston, Texas)
Homers allowed:	1	-	vs Stanford (Feb 23, 2014)
Wild pitches:	2	-	vs Texas A&M - CC (Feb 18, 2014)
	2	-	vs Valparaiso (Mar 04, 2014)
Hit batters:	2	-	(5 times)

2014 Texas Longhorns Baseball
Season Game Highs for Texas Longhorns (as of Mar 17, 2014)
(All games)

INDIVIDUAL GAME HIGHS

Batting

At bats:	5	-	(11 times)
Runs scored:	2	-	(12 times)
Hits:	4	-	Payton, Mark vs Stanford (Feb 21, 2014)
RBIs:	3	-	(4 times)
Doubles:	2	-	Montalbano, Jeremy vs Stanford (Feb 21, 2014)
Triples:	1	-	(9 times)
Home runs:	1	-	Payton, Mark at California (Feb 15, 2014)
	1	-	Gurwitz, Zane at California (Feb 16, 2014)
	1	-	Johnson, Ben at Texas State (Mar 11, 2014)
Total bases:	6	-	Payton, Mark vs Stanford (Feb 21, 2014)
Walks:	3	-	Payton, Mark vs Stanford (Feb 23, 2014)
	3	-	Payton, Mark vs Hawaii (Mar 09, 2014)
Strikeouts:	3	-	Clemens, Kacy vs Stanford (Feb 21, 2014)
Sac hits:	2	-	Hinojosa, C.J vs Stanford (Feb 21, 2014)
	2	-	McGuire, Andy vs Rice (Feb 28, 2014 at Houston)
Sac flies:	1	-	(8 times)
Stolen bases:	2	-	Payton, Mark vs Hawaii (Mar 09, 2014)
Hit by pitch:	1	-	(7 times)
Caught stealing:	1	-	(6 times)
Runners LOB:	6	-	Clemens, Kacy vs Stanford (Feb 23, 2014)

Fielding

Putouts:	16	-	Clemens, Kacy at California (Feb 16, 2014)
Assists:	7	-	Marlow, Brooks at California (Feb 16, 2014)
Errors:	2	-	French, Parker at California (Feb 14, 2014)
Passed balls:	2	-	Barrera, Tres vs Hawaii (Mar 08, 2014)

Pitching

Innings pitched:	8.0	-	Thornhill, Nathan at California (Feb 16, 2014)
	8.0	-	Peters, Dillon vs Rice (Feb 28, 2014 at Houston)
Runs allowed:	6	-	French, Parker at California (Feb 14, 2014)
	6	-	Peters, Dillon vs Hawaii (Mar 08, 2014)
Earned runs:	5	-	Schiraldi, Lukas vs Stanford (Feb 23, 2014)
Walks allowed:	4	-	Schiraldi, Lukas vs Stanford (Feb 23, 2014)
	4	-	Thornhill, Nathan vs UTPA (Feb 25, 2014)
Strikeouts:	8	-	French, Parker vs Stanford (Feb 21, 2014)
Hits allowed:	7	-	(4 times)
Doubles allowed:	1	-	(18 times)
Triples allowed:	1	-	Schiraldi, Lukas vs Stanford (Feb 23, 2014)
	1	-	Cooper, Morgan vs Sam Houston State (Mar 02, 2014 at Houston, Texa
Homers allowed:	1	-	Culbreth, Ty vs Stanford (Feb 23, 2014)
Wild pitches:	2	-	Sawyer, Josh vs Valparaiso (Mar 04, 2014)
Hit batters:	2	-	Duke, Travis vs Stanford (Feb 23, 2014)
	2	-	Peters, Dillon vs Hawaii (Mar 08, 2014)
	2	-	French, Parker vs Kansas (Mar 14, 2014)

2014 Texas Longhorns Baseball
Individual Game-by-Game for Texas Longhorns (as of Mar 17, 2014)

#14 Johnson, Ben - 21 games (All games)

Date	Opponent	Pos	AB	R	H	RBI	2B	3B	HR	BB	SB	CS	HBP	SAC	SF	GDP	K	PO	A	E	Avg
Feb 14	at California		4	0	0	0	0	0	0	0	0	0	0	0	0	0	1	0	0	0	.000
Feb 15	at California-1	*of	3	0	1	1	0	0	0	0	0	0	0	0	1	0	0	1	0	0	.143
Feb 15	at California-2	*of	4	0	1	1	0	0	0	0	0	0	0	0	0	0	0	3	0	0	.182
Feb 16	at California	*of/of	2	0	0	0	0	0	0	2	0	0	0	0	0	0	1	3	0	0	.154
Feb 18	TEXAS A&M - CC	*of	3	2	1	0	0	0	0	0	1	0	1	0	0	0	1	2	0	0	.188
Feb 21	STANFORD	*of	4	2	1	0	1	0	0	0	0	0	0	0	0	0	1	2	0	0	.200
Feb 22	STANFORD	*of	2	1	1	0	0	1	0	2	0	0	0	0	0	0	0	2	0	0	.227
Feb 23	STANFORD	*of	2	2	1	0	0	1	0	2	0	0	0	0	0	0	0	1	0	0	.250
Feb 25	UTPA	*of	2	0	0	1	0	0	0	1	0	0	0	0	1	0	0	4	0	0	.231
Feb 28	vs Rice	*of	3	0	2	1	1	0	0	0	1	0	0	0	0	0	0	3	0	0	.276
Mar 01	vs Houston Cougars	*of	3	0	0	1	0	0	0	0	0	0	0	0	0	0	1	1	0	0	.250
Mar 02	vs Sam Houston State	*	3	0	0	0	0	0	0	2	0	0	0	0	0	0	1	3	2	0	.229
Mar 04	VALPARAISO	*of	3	2	2	2	0	0	0	1	1	0	0	0	0	0	0	4	0	0	.263
Mar 07	HAWAII	*of	4	0	0	0	0	0	0	0	0	0	0	0	0	0	2	1	0	0	.238
Mar 08	HAWAII	*of	3	0	0	0	0	0	0	0	0	0	0	0	0	0	0	0	0	0	.222
Mar 08	HAWAII-2	*of	1	1	0	0	0	0	0	2	1	0	0	1	0	0	1	5	0	0	.217
Mar 09	HAWAII	*of	4	0	1	0	0	0	0	0	0	0	0	0	0	0	0	5	0	0	.220
Mar 11	at Texas State	*of	4	2	2	3	0	0	1	0	0	0	0	0	1	0	0	0	0	0	.241
Mar 14	KANSAS	*of	4	0	1	0	1	0	0	0	0	0	0	0	0	0	0	1	0	0	.241
Mar 15	KANSAS	*of	4	1	1	0	0	0	0	0	0	0	0	0	0	0	0	1	0	0	.242
Mar 16	KANSAS	*of	4	1	2	0	0	0	0	0	0	0	0	0	0	0	1	0	0	0	.258
Totals		21gs	66	14	17	10	3	2	1	12	4	0	1	1	3	0	10	42	2	0	.258

On base pct. .366 • Slugging pct. .409

#8 Marlow, Brooks - 21 games (All games)

Date	Opponent	Pos	AB	R	H	RBI	2B	3B	HR	BB	SB	CS	HBP	SAC	SF	GDP	K	PO	A	E	Avg
Feb 14	at California	*2b	4	0	1	0	0	0	0	0	0	0	0	0	0	0	0	1	3	0	.250
Feb 15	at California-1	*2b	4	0	1	0	0	0	0	0	0	0	0	0	0	0	0	2	6	1	.250
Feb 15	at California-2	*2b	3	1	0	0	0	0	0	1	0	0	0	1	0	0	0	2	2	0	.182
Feb 16	at California	*2b	4	1	1	1	0	0	0	1	0	0	0	0	0	0	1	1	7	0	.200
Feb 18	TEXAS A&M - CC	*2b	5	1	2	1	0	0	0	0	1	0	0	0	0	0	1	3	2	0	.250
Feb 21	STANFORD	*2b	4	2	1	1	0	0	0	1	0	0	0	0	0	0	1	2	4	0	.250
Feb 22	STANFORD	*2b	3	1	1	0	0	0	0	2	0	0	0	0	0	0	0	3	5	0	.259
Feb 23	STANFORD	*2b	3	0	1	1	0	0	0	1	0	0	0	0	1	0	0	2	4	0	.267
Feb 25	UTPA	*2b	5	0	2	0	0	0	0	0	0	1	0	0	0	0	1	2	4	0	.286
Feb 28	vs Rice	*2b	3	0	0	0	0	0	0	0	0	0	0	1	0	0	0	1	3	0	.263
Mar 01	vs Houston Cougars	*2b	4	1	1	0	0	0	0	0	0	0	0	0	0	0	2	2	3	0	.262
Mar 02	vs Sam Houston State	*	2	0	1	0	0	0	0	1	0	0	1	1	0	0	0	2	4	0	.273
Mar 04	VALPARAISO	*2b	3	0	2	0	0	0	0	2	0	0	0	0	0	0	0	1	1	0	.298
Mar 07	HAWAII	*2b	4	0	1	0	0	0	0	0	0	0	0	0	0	0	1	3	6	0	.294
Mar 08	HAWAII	*2b	3	1	0	0	0	0	0	1	0	0	0	0	0	0	1	1	3	0	.278
Mar 08	HAWAII-2	*2b	2	1	1	0	0	0	0	2	0	0	0	0	0	0	0	4	5	0	.286
Mar 09	HAWAII	*2b	3	0	0	0	0	0	0	1	0	0	0	1	0	0	0	2	5	0	.271
Mar 11	at Texas State	*2b	5	0	1	1	0	1	0	0	0	0	0	0	0	0	1	1	1	0	.266
Mar 14	KANSAS	*2b	3	1	0	0	0	0	0	1	0	0	0	0	0	0	0	3	2	0	.254
Mar 15	KANSAS	*2b	4	0	0	0	0	0	0	0	0	0	0	0	0	0	0	1	1	0	.239
Mar 16	KANSAS	*2b	4	0	0	0	0	0	0	0	0	0	0	0	0	0	0	0	1	0	.227
Totals		21gs	75	10	17	5	0	1	0	14	1	1	1	4	1	0	9	39	72	1	.227

On base pct. .352 • Slugging pct. .253

2014 Texas Longhorns Baseball
Individual Game-by-Game for Texas Longhorns (as of Mar 17, 2014)

#1 Barrera, Tres - 19 games (All games)

Date	Opponent	Pos	AB	R	H	RBI	2B	3B	HR	BB	SB	CS	HBP	SAC	SF	GDP	K	PO	A	E	Avg
Feb 14	at California	*dh	4	0	1	0	0	0	0	0	0	0	0	0	0	1	2	0	0	0	.250
Feb 15	at California-1	*dh	4	0	0	0	0	0	0	0	0	0	0	0	0	0	2	0	0	0	.125
Feb 15	at California-2	*dh	4	0	0	0	0	0	0	0	0	0	0	0	0	0	0	0	0	0	.083
Feb 16	at California	*c	4	1	1	0	0	0	0	0	0	0	0	0	0	1	0	3	0	0	.125
Feb 18	TEXAS A&M - CC	*c	3	1	0	0	0	0	0	0	0	0	1	0	0	0	0	7	0	0	.105
Feb 21	STANFORD	*dh	4	0	1	0	0	0	0	0	0	0	0	0	0	0	0	0	0	0	.130
Feb 22	STANFORD	*dh	4	0	0	0	0	0	0	0	0	0	0	0	0	0	0	0	0	0	.111
Feb 23	STANFORD	*c	4	1	1	0	0	0	0	0	0	0	0	0	0	0	0	7	0	0	.129
Feb 25	UTPA	*c	3	0	0	0	0	0	0	1	0	0	0	0	0	0	2	5	2	0	.118
Feb 28	vs Rice	*dh	3	1	1	1	1	0	0	0	0	0	0	0	0	0	0	0	0	0	.135
Mar 01	vs Houston Cougars	*dh	2	0	0	0	0	0	0	0	0	0	0	1	0	0	1	0	0	0	.128
Mar 04	VALPARAISO	*c	3	0	1	1	0	0	0	0	0	0	0	1	0	0	0	7	0	0	.143
Mar 08	HAWAII	ph	1	0	0	0	0	0	0	0	0	0	0	0	0	0	0	0	0	0	.140
Mar 08	HAWAII-2	*c	3	0	0	0	0	0	0	0	0	0	0	0	0	0	1	2	3	0	.130
Mar 09	HAWAII	ph	1	0	0	0	0	0	0	0	0	0	0	0	0	0	0	0	0	0	.128
Mar 11	at Texas State	*c	4	1	3	0	0	1	0	0	0	0	0	0	0	0	0	10	0	0	.176
Mar 14	KANSAS	*1b	4	0	2	1	0	0	0	0	0	0	0	0	0	0	0	8	1	0	.200
Mar 15	KANSAS	*c	3	0	1	0	0	0	0	0	0	0	0	0	0	0	0	4	2	0	.207
Mar 16	KANSAS	*c	3	0	0	0	0	0	0	1	0	0	0	0	0	0	0	5	0	0	.197
Totals		17gs	61	5	12	3	1	1	0	2	0	0	1	2	0	2	8	58	8	0	.197

On base pct. .234 • Slugging pct. .246

#4 Shaw, Collin - 15 games (All games)

Date	Opponent	Pos	AB	R	H	RBI	2B	3B	HR	BB	SB	CS	HBP	SAC	SF	GDP	K	PO	A	E	Avg
Feb 15	at California-2	*of	2	1	0	0	0	0	0	2	1	0	0	0	0	0	0	1	0	0	.000
Feb 16	at California	of	0	0	0	0	0	0	0	0	0	0	0	0	0	0	0	0	0	0	.000
Feb 21	STANFORD	of	0	0	0	0	0	0	0	0	0	0	0	0	0	0	0	0	0	0	.000
Feb 22	STANFORD	of	1	1	0	0	0	0	0	0	0	0	0	0	0	0	0	0	0	0	.000
Feb 25	UTPA	pr/dh	1	0	0	0	0	0	0	0	0	0	0	0	0	0	0	0	0	0	.000
Mar 02	vs Sam Houston State	*pr/dh	3	1	2	1	0	0	0	0	0	0	0	0	1	0	1	2	0	0	.286
Mar 04	VALPARAISO	*of	4	0	1	1	0	0	0	0	0	0	0	0	0	0	1	1	0	0	.273
Mar 07	HAWAII	*of	3	0	1	1	0	0	0	0	0	0	0	0	0	0	0	0	0	0	.286
Mar 08	HAWAII	*of	2	0	0	0	0	0	0	0	0	0	0	0	0	0	0	0	0	0	.250
Mar 08	HAWAII-2	ph/of	1	0	1	0	0	0	0	0	1	0	0	0	0	0	0	0	0	0	.294
Mar 09	HAWAII	*of	3	1	2	0	0	0	0	0	1	0	0	0	0	0	0	2	0	0	.350
Mar 11	at Texas State	*of	3	2	2	1	0	0	0	0	1	1	1	0	0	0	0	4	0	0	.391
Mar 14	KANSAS	*of	2	0	0	0	0	0	0	1	0	0	0	0	0	0	2	2	0	0	.360
Mar 15	KANSAS	*of	3	0	1	1	0	0	0	0	0	1	0	0	0	0	0	3	0	0	.357
Mar 16	KANSAS	*of	4	0	1	0	1	0	0	0	0	0	0	0	0	0	1	2	0	0	.344
Totals		10gs	32	6	11	5	1	0	0	3	4	2	1	0	1	0	7	17	0	0	.344

On base pct. .405 • Slugging pct. .375

#35 Carter, Madison - 7 games (All games)

Date	Opponent	Pos	AB	R	H	RBI	2B	3B	HR	BB	SB	CS	HBP	SAC	SF	GDP	K	PO	A	E	Avg
Feb 15	at California-1	pr	0	0	0	0	0	0	0	0	0	0	0	0	0	0	0	0	0	0	.000
Feb 25	UTPA	pr/3b	0	1	0	0	0	0	0	0	0	0	0	1	0	0	0	0	0	0	.000
Mar 02	vs Sam Houston State		0	0	0	0	0	0	0	0	0	0	0	0	0	0	0	0	0	0	.000
Mar 08	HAWAII	ph	1	0	0	0	0	0	0	0	0	0	0	0	0	0	0	0	0	0	.000
Mar 11	at Texas State	3b	0	0	0	0	0	0	0	0	0	0	0	1	0	0	0	0	2	0	.000
Mar 14	KANSAS	3b	1	0	0	0	0	0	0	0	0	0	0	0	0	0	1	0	0	0	.000
Mar 16	KANSAS	ph	1	0	0	0	0	0	0	0	0	0	0	0	0	0	1	0	0	0	.000
Totals		0gs	3	1	0	0	0	0	0	0	0	0	0	2	0	0	2	0	2	0	.000

On base pct. .000 • Slugging pct. .000

2014 Texas Longhorns Baseball
Individual Game-by-Game for Texas Longhorns (as of Mar 17, 2014)

#42 Clemens, Kacy - 20 games (All games)

Date	Opponent	Pos	AB	R	H	RBI	2B	3B	HR	BB	SB	CS	HBP	SAC	SF	GDP	K	PO	A	E	Avg
Feb 14	at California	*1b	3	0	0	0	0	0	0	1	0	0	0	0	0	0	0	11	0	1	.000
Feb 15	at California-1	*1b	4	0	3	0	0	0	0	0	0	0	0	0	0	0	1	9	0	0	.429
Feb 15	at California-2	*1b	4	0	0	0	0	0	0	1	0	0	0	0	0	0	0	10	0	0	.273
Feb 16	at California	*1b	3	0	1	0	0	0	0	1	0	0	0	0	0	0	0	16	0	0	.286
Feb 18	TEXAS A&M - CC	*1b	4	1	1	0	0	0	0	0	0	0	0	0	0	0	2	8	0	0	.278
Feb 21	STANFORD	*1b	3	1	0	0	0	0	0	2	0	0	0	0	0	0	3	7	1	0	.238
Feb 22	STANFORD	*1b	3	0	1	0	0	0	0	0	0	0	0	1	0	0	0	13	2	0	.250
Feb 23	STANFORD	*1b	5	0	1	0	1	0	0	0	0	0	0	0	0	0	0	9	0	0	.241
Feb 25	UTPA	*1b	3	0	0	0	0	0	0	1	0	0	0	0	0	0	1	11	0	0	.219
Feb 28	vs Rice	*1b	3	1	2	0	0	0	0	1	0	0	0	0	0	0	1	13	1	0	.257
Mar 01	vs Houston Cougars	*1b	4	1	0	0	0	0	0	0	0	0	0	0	0	0	0	12	0	0	.231
Mar 02	vs Sam Houston State	*	4	0	2	1	0	0	0	1	0	0	0	0	0	0	0	7	0	1	.256
Mar 04	VALPARAISO	*1b	3	2	0	1	0	0	0	0	0	0	0	1	0	0	1	9	1	0	.239
Mar 07	HAWAII	*1b	3	0	1	0	0	0	0	1	0	0	0	0	0	0	2	13	0	1	.245
Mar 08	HAWAII	*1b	2	0	0	0	0	0	0	0	0	0	0	0	0	0	1	10	0	1	.235
Mar 08	HAWAII-2	*1b	4	1	2	1	0	0	0	0	0	0	0	0	0	0	1	8	1	0	.255
Mar 09	HAWAII	*1b	2	0	1	0	0	0	0	2	0	0	0	0	0	0	0	10	0	0	.263
Mar 11	at Texas State	*1b	4	0	0	0	0	0	0	0	0	0	0	0	0	0	2	7	0	0	.246
Mar 15	KANSAS	*1b	3	0	0	0	0	0	0	0	0	0	0	0	0	0	1	12	0	0	.234
Mar 16	KANSAS	*1b	3	0	0	0	0	0	0	0	0	0	0	0	0	0	0	15	0	0	.224
Totals		20gs	67	7	15	3	1	0	0	11	0	0	0	2	0	0	16	210	6	4	.224

On base pct. .333 • Slugging pct. .239

#12 Felts, Jacob - 11 games (All games)

Date	Opponent	Pos	AB	R	H	RBI	2B	3B	HR	BB	SB	CS	HBP	SAC	SF	GDP	K	PO	A	E	Avg
Feb 15	at California-1	ph	1	0	0	0	0	0	0	0	0	0	0	0	0	1	0	0	0	0	.000
Feb 25	UTPA	c	1	0	1	1	0	0	0	0	0	0	0	0	0	0	0	1	0	0	.500
Mar 02	vs Sam Houston State	*	3	1	1	0	0	0	0	1	0	0	0	1	0	0	0	0	0	0	.400
Mar 04	VALPARAISO	*dh	4	1	1	1	1	0	0	0	0	0	0	0	0	0	0	0	0	0	.333
Mar 07	HAWAII	*dh	4	1	2	1	0	1	0	0	0	0	0	0	0	0	0	0	0	0	.385
Mar 08	HAWAII	*dh	3	0	0	0	0	0	0	0	0	0	0	0	0	0	0	0	0	0	.312
Mar 08	HAWAII-2	*dh	4	0	2	0	0	0	0	0	0	0	0	0	0	0	0	0	0	0	.350
Mar 09	HAWAII	*dh	5	0	1	1	0	0	0	0	0	0	0	0	0	1	0	0	0	0	.320
Mar 11	at Texas State	*dh	4	0	1	0	0	0	0	0	0	0	0	0	0	0	1	0	0	0	.310
Mar 14	KANSAS	*dh	4	0	1	0	0	0	0	0	0	0	0	0	0	0	1	0	0	0	.303
Mar 16	KANSAS	ph	1	0	0	0	0	0	0	0	0	0	0	0	0	0	0	0	0	0	.294
Totals		8gs	34	3	10	4	1	1	0	1	0	0	0	1	0	2	2	1	0	0	.294

On base pct. .314 • Slugging pct. .382

#50 Gurwitz, Zane - 15 games (All games)

Date	Opponent	Pos	AB	R	H	RBI	2B	3B	HR	BB	SB	CS	HBP	SAC	SF	GDP	K	PO	A	E	Avg
Feb 14	at California	*of	3	0	0	0	0	0	0	0	0	0	0	0	0	0	1	1	0	1	.000
Feb 15	at California-1	*of	3	0	0	0	0	0	0	0	0	0	0	0	0	0	2	3	0	0	.000
Feb 16	at California	*of	4	2	2	1	0	0	1	0	0	0	0	0	0	0	0	0	0	0	.200
Feb 18	TEXAS A&M - CC	*of	4	0	0	0	0	0	0	0	0	0	0	0	0	0	2	0	0	0	.143
Feb 21	STANFORD	*of	4	1	2	0	0	0	0	0	0	0	0	0	0	0	0	0	0	0	.222
Feb 22	STANFORD	*of	3	0	0	0	0	0	0	0	0	0	0	0	0	0	0	1	0	0	.190
Feb 23	STANFORD	*of	4	1	2	3	0	0	0	0	0	0	0	0	0	0	0	0	0	0	.240
Feb 25	UTPA	*of	2	0	0	0	0	0	0	2	0	0	0	0	0	0	0	3	0	0	.222
Feb 28	vs Rice	*of	3	0	0	0	0	0	0	0	1	0	0	0	0	0	2	0	0	0	.200
Mar 01	vs Houston Cougars	*of	3	0	0	0	0	0	0	0	0	0	0	0	0	0	2	1	0	0	.182
Mar 08	HAWAII-2	*of	2	0	0	0	0	0	0	0	0	0	0	0	0	0	0	2	0	0	.171
Mar 09	HAWAII	of	0	0	0	0	0	0	0	0	0	0	0	0	0	0	0	0	0	0	.171
Mar 14	KANSAS	pr	0	0	0	0	0	0	0	0	0	0	0	0	0	0	0	0	0	0	.171
Mar 15	KANSAS	*3b	3	0	0	0	0	0	0	0	0	0	0	0	0	0	1	2	3	0	.158
Mar 16	KANSAS	*3b	3	0	1	0	1	0	0	0	0	0	0	0	0	0	1	0	5	1	.171
Totals		13gs	41	4	7	4	1	0	1	2	1	0	0	0	0	0	11	13	8	2	.171

On base pct. .209 • Slugging pct. .268

2014 Texas Longhorns Baseball
Individual Game-by-Game for Texas Longhorns (as of Mar 17, 2014)

#7 Hall, Weston - 5 games (All games)

Date	Opponent	Pos	AB	R	H	RBI	2B	3B	HR	BB	SB	CS	HBP	SAC	SF	GDP	K	PO	A	E	Avg
Feb 21	STANFORD	of	0	0	0	0	0	0	0	0	0	0	0	0	0	0	0	1	0	0	.000
Feb 25	UTPA	pr	0	0	0	0	0	0	0	0	0	0	0	0	0	0	0	0	0	0	.000
Mar 11	at Texas State	pr	0	1	0	0	0	0	0	0	0	0	0	0	0	0	0	0	0	0	.000
Mar 14	KANSAS	pr	0	1	0	0	0	0	0	0	0	0	0	0	0	0	0	0	0	0	.000
Mar 16	KANSAS	pr	0	0	0	0	0	0	0	0	0	0	0	0	0	0	0	0	0	0	.000
Totals		Ogs	0	2	0	0	0	0	0	0	0	0	0	0	0	0	0	1	0	0	.000

On base pct. .000 • Slugging pct. .000

#9 Hinojosa, C.J - 21 games (All games)

Date	Opponent	Pos	AB	R	H	RBI	2B	3B	HR	BB	SB	CS	HBP	SAC	SF	GDP	K	PO	A	E	Avg
Feb 14	at California	*ss	3	0	2	0	0	0	0	0	0	0	0	1	0	0	0	2	3	0	.667
Feb 15	at California-1	*ss	4	0	1	0	0	0	0	0	0	0	0	0	0	0	1	2	2	0	.429
Feb 15	at California-2	*ss	4	1	1	0	0	0	0	1	0	0	0	0	0	0	0	1	3	0	.364
Feb 16	at California	*ss	3	0	0	1	0	0	0	0	0	0	0	0	1	0	0	1	6	0	.286
Feb 18	TEXAS A&M - CC	*ss	4	1	2	3	1	0	0	0	0	1	0	0	1	0	0	1	2	0	.333
Feb 21	STANFORD	*ss	3	1	1	1	0	0	0	0	0	0	0	2	0	0	0	3	1	0	.333
Feb 22	STANFORD	*ss	3	0	0	0	0	0	0	1	0	0	0	0	0	0	1	1	4	0	.292
Feb 23	STANFORD	*ss	4	0	0	0	0	0	0	1	1	0	0	0	0	1	0	2	5	0	.250
Feb 25	UTPA	*ss	5	0	0	0	0	0	0	0	0	0	0	0	0	0	0	2	3	0	.212
Feb 28	vs Rice	*ss	3	0	1	0	0	0	0	0	0	0	0	1	0	0	2	1	3	1	.222
Mar 01	vs Houston Cougars	*ss	3	0	2	0	0	0	0	1	0	0	0	0	0	0	0	1	4	1	.256
Mar 02	vs Sam Houston State	*ss	4	0	1	1	0	0	0	0	0	0	0	1	0	0	0	0	2	1	.256
Mar 04	VALPARAISO	*ss	5	1	1	0	0	0	0	0	0	0	0	0	0	0	0	0	1	0	.250
Mar 07	HAWAII	*ss	3	0	1	0	0	0	0	0	0	0	0	1	0	0	0	1	4	0	.255
Mar 08	HAWAII	*ss	2	0	1	1	0	0	0	1	0	0	0	0	0	0	0	0	2	0	.264
Mar 08	HAWAII-2	*ss	4	0	0	0	0	0	0	0	0	0	0	0	0	0	1	0	4	0	.246
Mar 09	HAWAII	*ss	4	1	3	2	0	0	0	1	0	0	0	0	0	0	0	2	1	0	.279
Mar 11	at Texas State	*ss	4	0	0	0	0	0	0	0	0	0	0	0	0	0	2	1	2	0	.262
Mar 14	KANSAS	*ss	4	0	1	1	1	0	0	0	0	0	0	0	0	0	0	4	3	0	.261
Mar 15	KANSAS	*ss	3	0	0	0	0	0	0	0	0	0	0	0	0	0	2	1	2	1	.250
Mar 16	KANSAS	*ss	3	0	1	0	0	0	0	0	0	0	0	1	0	0	0	2	4	0	.253
Totals		21gs	75	5	19	10	2	0	0	6	1	1	0	7	2	1	9	28	61	4	.253

On base pct. .301 • Slugging pct. .280

#5 McGuire, Andy - 19 games (All games)

Date	Opponent	Pos	AB	R	H	RBI	2B	3B	HR	BB	SB	CS	HBP	SAC	SF	GDP	K	PO	A	E	Avg
Feb 14	at California	*3b	4	0	0	0	0	0	0	0	0	0	0	0	0	0	0	1	0	1	.000
Feb 15	at California-1	*3b	3	1	1	0	0	0	0	1	0	0	0	0	0	0	1	1	1	0	.143
Feb 15	at California-2	*3b	3	1	1	2	0	0	0	1	0	0	0	0	0	0	0	1	4	0	.200
Feb 16	at California	*3b	3	0	0	0	0	0	0	0	0	0	0	1	0	0	1	1	1	0	.154
Feb 18	TEXAS A&M - CC	*3b	3	1	1	0	0	0	0	0	0	1	1	0	0	0	0	0	2	1	.188
Feb 21	STANFORD	*3b	3	1	1	2	0	0	0	1	0	0	0	0	1	0	2	0	1	0	.211
Feb 22	STANFORD	*3b	4	0	0	1	0	0	0	0	0	0	0	0	0	0	1	1	3	0	.174
Feb 23	STANFORD	*3b	3	0	0	0	0	0	0	1	0	0	0	0	0	0	1	1	2	0	.154
Feb 25	UTPA	*3b	2	0	0	0	0	0	0	1	0	0	1	0	0	0	0	2	4	0	.143
Feb 28	vs Rice	*3b	2	0	0	0	0	0	0	0	0	0	0	2	0	0	2	0	2	0	.133
Mar 01	vs Houston Cougars	*3b	3	1	0	0	0	0	0	0	0	0	0	0	0	0	0	0	3	1	.121
Mar 02	vs Sam Houston State	*	5	0	1	0	0	0	0	0	0	0	0	0	0	0	0	0	2	0	.132
Mar 04	VALPARAISO	*3b	4	0	1	1	0	0	0	0	1	0	0	0	0	0	0	0	5	0	.143
Mar 07	HAWAII	*3b	4	1	1	1	1	0	0	0	0	0	0	0	0	0	0	1	1	0	.152
Mar 08	HAWAII	*3b	2	0	0	0	0	0	0	1	0	0	0	0	0	0	0	2	2	0	.146
Mar 08	HAWAII-2	*3b	4	0	0	0	0	0	0	0	0	0	0	0	0	0	1	1	0	0	.135
Mar 09	HAWAII	*3b	2	0	0	0	0	0	0	1	0	0	0	1	0	0	0	0	1	0	.130
Mar 11	at Texas State	*3b	3	0	0	0	0	0	0	0	0	0	0	0	0	0	2	0	0	1	.123
Mar 14	KANSAS	*3b	2	0	0	0	0	0	0	0	0	0	0	0	0	0	0	1	0	0	.119
Totals		19gs	59	6	7	7	1	0	0	7	1	1	2	4	1	0	11	13	34	4	.119

On base pct. .232 • Slugging pct. .136

2014 Texas Longhorns Baseball
Individual Game-by-Game for Texas Longhorns (as of Mar 17, 2014)

#33 Montalbano, Jeremy - 19 games (All games)

Date	Opponent	Pos	AB	R	H	RBI	2B	3B	HR	BB	SB	CS	HBP	SAC	SF	GDP	K	PO	A	E	Avg
Feb 14	at California	*c	4	0	1	0	1	0	0	0	0	0	0	0	0	0	0	5	2	0	.250
Feb 15	at California-1	*c	3	0	0	0	0	0	0	0	0	0	0	1	0	0	2	1	0	0	.143
Feb 15	at California-2	*c	3	0	1	0	0	0	0	0	0	0	0	1	0	0	0	6	0	0	.200
Feb 16	at California	*dh	4	0	1	0	0	0	0	0	0	0	0	0	0	0	0	0	0	0	.214
Feb 18	TEXAS A&M - CC	*dh	3	1	2	1	0	0	0	0	0	0	0	1	0	0	0	0	0	0	.294
Feb 21	STANFORD	*c	4	0	2	2	2	0	0	0	0	0	0	0	0	0	0	11	0	0	.333
Feb 22	STANFORD	*c	4	0	0	0	0	0	0	0	0	0	0	0	0	0	0	3	0	0	.280
Feb 23	STANFORD	*dh	3	1	0	0	0	0	0	1	0	0	0	0	0	0	0	0	0	0	.250
Feb 25	UTPA	*dh	3	0	0	0	0	0	0	0	0	0	0	1	0	0	0	0	0	0	.226
Feb 28	vs Rice	*c	4	0	0	0	0	0	0	0	0	0	0	0	0	0	1	8	0	0	.200
Mar 01	vs Houston Cougars	*c	3	0	0	0	0	0	0	0	0	0	0	0	0	0	1	7	0	0	.184
Mar 02	vs Sam Houston State	*	4	0	1	0	1	0	0	0	0	0	1	0	0	0	0	11	0	0	.190
Mar 07	HAWAII	*c	3	0	0	0	0	0	0	0	0	0	0	0	0	0	2	6	0	0	.178
Mar 08	HAWAII	*c	3	0	0	0	0	0	0	0	0	0	0	0	0	0	0	5	2	0	.167
Mar 08	HAWAII-2	*c	1	0	0	0	0	0	0	0	0	0	0	0	0	0	0	2	0	0	.163
Mar 09	HAWAII	*c	3	0	0	0	0	0	0	0	0	0	0	1	0	0	1	3	0	0	.154
Mar 11	at Texas State	*c	0	0	0	0	0	0	0	0	0	0	0	0	0	0	0	0	0	0	.154
Mar 14	KANSAS	*c	4	0	0	0	0	0	0	0	0	0	0	0	0	0	1	6	2	0	.143
Mar 16	KANSAS	*c	0	0	0	0	0	0	0	0	0	0	0	0	0	0	0	1	0	0	.143
Totals		16gs	56	2	8	3	4	0	0	1	0	0	1	5	0	0	8	75	6	0	.143

On base pct. .172 • Slugging pct. .214

#2 Payton, Mark - 21 games (All games)

Date	Opponent	Pos	AB	R	H	RBI	2B	3B	HR	BB	SB	CS	HBP	SAC	SF	GDP	K	PO	A	E	Avg
Feb 14	at California	*of	4	0	3	0	0	0	0	0	0	0	0	0	0	0	1	3	0	0	.750
Feb 15	at California-1	*of	3	0	2	0	1	0	0	0	0	0	0	1	0	0	0	4	0	0	.714
Feb 15	at California-2	*of	5	2	2	2	0	0	1	0	0	0	0	0	0	0	0	3	0	0	.583
Feb 16	at California	*of	5	1	2	2	0	1	0	0	0	0	0	0	0	0	0	2	0	0	.529
Feb 18	TEXAS A&M - CC	*of	4	2	2	0	0	1	0	1	0	0	0	0	0	0	0	3	1	0	.524
Feb 21	STANFORD	*of	5	1	4	3	0	1	0	0	0	0	0	0	0	1	0	0	0	0	.577
Feb 22	STANFORD	*of	3	1	3	1	0	0	0	2	1	1	0	0	0	0	0	2	0	0	.621
Feb 23	STANFORD	*of	2	0	1	0	0	0	0	3	0	0	0	0	0	1	0	2	0	0	.613
Feb 25	UTPA	*of	4	0	1	0	0	0	0	1	0	0	0	0	0	0	0	0	0	0	.571
Feb 28	vs Rice	*of	2	0	0	0	0	0	0	2	0	0	0	0	0	0	0	0	0	0	.541
Mar 01	vs Houston Cougars	*of	4	0	1	1	1	0	0	0	0	0	0	0	0	0	1	2	0	0	.512
Mar 02	vs Sam Houston State	*	3	1	1	0	0	0	0	1	0	0	0	1	0	0	0	2	0	0	.500
Mar 04	VALPARAISO	*of	4	1	0	0	0	0	0	1	0	0	0	0	0	0	1	3	0	0	.458
Mar 07	HAWAII	*of	4	1	2	0	0	0	0	0	0	0	0	0	0	0	1	2	0	0	.462
Mar 08	HAWAII	*of	2	0	1	0	0	0	0	1	0	0	0	0	0	0	0	3	0	0	.463
Mar 08	HAWAII-2	*of	4	0	1	2	0	1	0	0	0	0	0	0	0	0	2	2	0	0	.448
Mar 09	HAWAII	*of	2	2	0	0	0	0	0	3	2	0	0	0	0	0	0	3	0	0	.433
Mar 11	at Texas State	*of	3	0	0	0	0	0	0	1	0	0	0	0	0	0	0	4	0	0	.413
Mar 14	KANSAS	*of	3	0	1	0	0	0	0	0	0	0	0	1	0	1	0	2	0	0	.409
Mar 15	KANSAS	*of	3	1	2	0	0	0	0	0	1	0	0	0	0	0	0	3	0	0	.420
Mar 16	KANSAS	*of	3	0	1	1	1	0	0	1	0	0	0	0	0	0	0	2	0	0	.417
Totals		21gs	72	13	30	12	3	4	1	17	4	1	0	3	0	3	6	47	1	0	.417

On base pct. .528 • Slugging pct. .611

#11 Silver, Alex - 1 game (All games)

Date	Opponent	Pos	AB	R	H	RBI	2B	3B	HR	BB	SB	CS	HBP	SAC	SF	GDP	K	PO	A	E	Avg
Feb 25	UTPA	1b	0	1	0	0	0	0	0	0	0	0	0	0	0	0	0	3	0	0	.000
Totals		0gs	0	1	0	0	0	0	0	1	0	0	0	0	0	0	0	3	0	0	.000

On base pct. 1.000 • Slugging pct. .000

2014 Texas Baseball Individual Career History

Barrera, Tres

Year	avg	gp-gs	ab	r	h	2b	3b	hr	rbi	tb	slg%	bb	hbp	so	gdp	ob%	sf	sh	sb-att	po	a	e	fld%
2014	.197	19-17	61	5	12	1	1	0	3	15	.246	2	1	8	2	.234	0	2	0-0	58	8	0	1.000
TOTAL	.197	19-17	61	5	12	1	1	0	3	15	.246	2	1	8	2	.234	0	2	0-0	58	8	0	1.000

SINGLE-GAME HIGHS:

Hits: 3, at Texas State, Mar 11, 2014

Doubles: 1, vs Rice, Feb 28, 2014

Triples: 1, at Texas State, Mar 11, 2014

Total bases: 5, at Texas State, Mar 11, 2014

RBI: 1, vs Rice, Feb 28, 2014; Valparaiso, Mar 04, 2014; Kansas, Mar 14, 2014

Runs scored: 1, 5 times

Walks: 1, UTPA, Feb 25, 2014; Kansas, Mar 16, 2014

Hit by pitch: 1, Texas A&M - CC, Feb 18, 2014

Struck out: 2, at California, Feb 14, 2014; at California, Feb 15, 2014; UTPA, Feb 25, 2014

Sac bunts: 1, vs Houston Cougars, Mar 01, 2014; Valparaiso, Mar 04, 2014

At bats: 4, 8 times

Field chances: 10, at Texas State, Mar 11, 2014

Putouts: 10, at Texas State, Mar 11, 2014

Assists: 3, Hawaii, Mar 08, 2014

Runners CS: 2, UTPA, Feb 25, 2014

Carter, Madison

Year	avg	gp-gs	ab	r	h	2b	3b	hr	rbi	tb	slg%	bb	hbp	so	gdp	ob%	sf	sh	sb-att	po	a	e	fld%
2013	.194	26-22	72	6	14	2	1	0	4	18	.250	8	2	11	3	.293	0	3	2-4	60	49	5	.956
2014	.000	7-0	3	1	0	0	0	0	0	0	.000	0	0	2	0	.000	0	2	0-0	0	2	0	1.000
TOTAL	.187	33-22	75	7	14	2	1	0	4	18	.240	8	2	13	3	.282	0	5	2-4	60	51	5	.957

SINGLE-GAME HIGHS:

Hits: 2, West Virginia, Apr 20, 2013; Sacramento State, Feb 16, 2013

Doubles: 1, at Kansas, Apr 14, 2013; West Virginia, Apr 20, 2013

Triples: 1, Kansas State, May 04, 2013

Total bases: 3, West Virginia, Apr 20, 2013; Kansas State, May 04, 2013

RBI: 1, 4 times

Runs scored: 2, West Virginia, Apr 20, 2013

Walks: 1, 8 times

Hit by pitch: 1, West Virginia, Apr 20, 2013; Texas Tech, Mar 15, 2013

Struck out: 2, at Stanford, Mar 02, 2013; at Minnesota, Mar 22, 2013

Sac bunts: 1, 5 times

At bats: 5, Oral Roberts, Mar 12, 2013

Stolen bases: 1, Prairie View A&M, Apr 30, 2013; Sacramento State, Feb 15, 2013

Caught stealing: 1, Sacramento State, Feb 17, 2013; Kansas State, May 03, 2013

Field chances: 12, Texas Tech, Mar 16, 2013

Putouts: 9, Oral Roberts, Mar 12, 2013; Texas Tech, Mar 16, 2013

Assists: 7, Sacramento State, Feb 15, 2013

2014 Texas Baseball Individual Career History

Clemens, Kacy

Year	avg	gp-gs	ab	r	h	2b	3b	hr	rbi	tb	slg%	bb	hbp	so	gdp	ob%	sf	sh	sb-att	po	a	e	fld%
2014	.224	20-20	67	7	15	1	0	0	3	16	.239	11	0	16	0	.333	0	2	0-0	210	6	4	.982
TOTAL	.224	20-20	67	7	15	1	0	0	3	16	.239	11	0	16	0	.333	0	2	0-0	210	6	4	.982

SINGLE-GAME HIGHS:

Hits: 3, at California, Feb 15, 2014

Doubles: 1, Stanford, Feb 23, 2014

Total bases: 3, at California, Feb 15, 2014

RBI: 1, vs Sam Houston State, Mar 02, 2014; Valparaiso, Mar 04, 2014; Hawaii, Mar 08, 2014

Runs scored: 2, Valparaiso, Mar 04, 2014

Walks: 2, Stanford, Feb 21, 2014; Hawaii, Mar 09, 2014

Struck out: 3, Stanford, Feb 21, 2014

Sac bunts: 1, Stanford, Feb 22, 2014; Valparaiso, Mar 04, 2014

At bats: 5, Stanford, Feb 23, 2014

Field chances: 16, at California, Feb 16, 2014

Putouts: 16, at California, Feb 16, 2014

Assists: 2, Stanford, Feb 22, 2014

Cooper, Morgan

Year	avg	gp-gs	ab	r	h	2b	3b	hr	rbi	tb	slg%	bb	hbp	so	gdp	ob%	sf	sh	sb-att	po	a	e	fld%
2014	.000	0-0	0	0	0	0	0	0	0	0	.000	0	0	0	0	.000	0	0	0-0	2	1	0	1.000
TOTAL	.000	0-0	0	0	0	0	0	0	0	0	.000	0	0	0	0	.000	0	0	0-0	2	1	0	1.000

Year	era	w-l	app	gs	cq	sho	sv	ip	h	r	er	bb	so	2b	3b	hr	bf	bavg	wp	hbp	bk	sfa	sha
2014	3.21	2-1	8	0	0	0/1	0	14.0	12	5	5	4	13	3	1	0	57	.235	2	0	1	0	2
TOTAL	3.21	2-1	8	0	0	0/1	0	14.0	12	5	5	4	13	3	1	0	57	.235	2	0	1	0	2

SINGLE-GAME HIGHS:

Innings pitched: 4.1, vs Sam Houston State, Mar 02, 2014

Walks allowed: 1, 4 times

Strikeouts: 5, vs Sam Houston State, Mar 02, 2014

Batters faced: 15, vs Sam Houston State, Mar 02, 2014; Kansas, Mar 16, 2014

Field chances: 2, Stanford, Feb 21, 2014

Putouts: 1, Stanford, Feb 21, 2014; Hawaii, Mar 08, 2014

Assists: 1, Stanford, Feb 21, 2014

2014 Texas Baseball Individual Career History

Culbreth, Ty

Year	avg	gp-gs	ab	r	h	2b	3b	hr	rbi	tb	slg%	bb	hbp	so	gdp	ob%	sf	sh	sb-att	po	a	e	fld%
2013	.000	0-0	0	0	0	0	0	0	0	0	.000	0	0	0	0	.000	0	0	0-0	0	1	0	1.000
2014	.000	2-2	6	0	0	0	0	0	0	0	.000	0	0	0	0	.000	0	0	0-0	0	5	0	1.000
TOTAL	.000	2-2	6	0	0	0	0	0	0	0	.000	0	0	0	0	.000	0	0	0-0	0	6	0	1.000

Year	era	w-l	app	gs	cg	sho	sv	ip	h	r	er	bb	so	2b	3b	hr	bf	bavg	wp	hbp	bk	sfa	sha
2013	0.00	0-0	6	0	0	0/0	0	2.2	0	0	0	1	3	0	0	0	9	.000	0	1	0	0	0
2014	2.45	1-0	10	0	0	0/0	0	14.2	7	5	4	8	12	1	0	1	57	.143	0	0	0	0	0
TOTAL	2.08	1-0	16	0	0	0/0	0	17.1	7	5	4	9	15	1	0	1	66	.125	0	1	0	0	0

SINGLE-GAME HIGHS:

At bats: 3, Kansas, Mar 15, 2014; Kansas, Mar 16, 2014

Innings pitched: 2.2, at Texas State, Mar 11, 2014; Kansas, Mar 14, 2014

Walks allowed: 2, at California, Feb 15, 2014; at Texas State, Mar 11, 2014; Kansas, Mar 16, 2014

Strikeouts: 4, at Texas State, Mar 11, 2014

Batters faced: 12, at Texas State, Mar 11, 2014

Field chances: 2, at Texas State, Mar 11, 2014

Assists: 2, at Texas State, Mar 11, 2014

Curtiss, John

Year	avg	gp-gs	ab	r	h	2b	3b	hr	rbi	tb	slg%	bb	hbp	so	gdp	ob%	sf	sh	sb-att	po	a	e	fld%
2012	.000	0-0	0	0	0	0	0	0	0	0	.000	0	0	0	0	.000	0	0	0-0	2	9	0	1.000
2014	.000	0-0	0	0	0	0	0	0	0	0	.000	0	0	0	0	.000	0	0	0-0	0	1	0	1.000
TOTAL	.000	0-0	0	0	0	0	0	0	0	0	.000	0	0	0	0	.000	0	0	0-0	2	10	0	1.000

Year	era	w-l	app	gs	cg	sho	sv	ip	h	r	er	bb	so	2b	3b	hr	bf	bavg	wp	hbp	bk	sfa	sha
2012	3.50	2-3	28	4	0	0/2	2	64.1	55	26	25	25	48	4	2	2	268	.237	1	4	2	2	5
2014	0.00	0-0	8	1	0	0/0	4	9.2	5	1	0	4	8	0	0	0	39	.147	0	1	0	0	0
TOTAL	3.04	2-3	36	5	0	0/2	6	74.0	60	27	25	29	56	4	2	2	307	.226	1	5	2	2	5

SINGLE-GAME HIGHS:

Innings pitched: 6.2, vs Kansas, May 24, 2012

Walks allowed: 2, 7 times

Strikeouts: 5, vs Tennessee, Mar 03, 2012; vs Kansas, May 24, 2012

Batters faced: 27, vs Kansas, May 24, 2012

Field chances: 3, Texas State, Apr 17, 2012

Putouts: 1, vs California, Apr 01, 2012; Texas State, Apr 17, 2012

Assists: 2, Texas State, Apr 17, 2012; Kansas, Apr 22, 2012

Runners CS: 1, 5 times

2014 Texas Baseball Individual Career History

Duke, Travis

Year	avg	gp-gs	ab	r	h	2b	3b	hr	rbi	tb	slg%	bb	hbp	so	gdp	ob%	sf	sh	sb-att	po	a	e	fld%
2013	.000	0-0	0	0	0	0	0	0	0	0	.000	0	0	0	0	.000	0	0	0-0	5	9	0	1.000
2014	.000	0-0	0	0	0	0	0	0	0	0	.000	0	0	0	0	.000	0	0	0-0	0	2	0	1.000
TOTAL	.000	0-0	0	0	0	0	0	0	0	0	.000	0	0	0	0	.000	0	0	0-0	5	11	0	1.000

Year	era	w-l	app	gs	cg	sho	sv	ip	h	r	er	bb	so	2b	3b	hr	bf	bavg	wp	hbp	bk	sfa	sha
2013	1.59	4-1	26	0	0	0/4	0	34.0	26	14	6	12	24	4	0	0	144	.215	1	8	2	0	3
2014	0.00	1-0	10	0	0	0/1	0	8.1	6	0	0	1	5	1	0	0	34	.200	0	2	1	0	1
TOTAL	1.28	5-1	36	0	0	0/5	0	42.1	32	14	6	13	29	5	0	0	178	.212	1	10	3	0	4

SINGLE-GAME HIGHS:

Innings pitched: 3.1, Texas State, Apr 09, 2013

Walks allowed: 3, at Houston, Mar 19, 2013

Strikeouts: 3, Prairie View A&M, Apr 30, 2013; Stanford, Feb 23, 2014; at Oklahoma State, Mar 28, 2013

Batters faced: 15, at Houston, Mar 19, 2013

Field chances: 4, Houston, Apr 23, 2013

Putouts: 2, Houston, Apr 23, 2013

Assists: 2, Houston, Apr 23, 2013

Runners CS: 1, at Minnesota, Mar 22, 2013

Felts, Jacob

Year	avg	gp-gs	ab	r	h	2b	3b	hr	rbi	tb	slg%	bb	hbp	so	gdp	ob%	sf	sh	sb-att	po	a	e	fld%
2011	.215	63-59	186	22	40	3	0	1	20	46	.247	14	7	34	3	.293	1	12	5-6	458	51	7	.986
2012	.282	52-52	188	20	53	8	0	0	21	61	.324	11	8	21	4	.343	3	6	2-4	387	45	6	.986
2013	.272	47-42	147	12	40	5	0	1	15	48	.327	10	7	21	4	.348	0	5	3-4	235	32	5	.982
2014	.294	11-8	34	3	10	1	1	0	4	13	.382	1	0	2	2	.314	0	1	0-0	1	0	0	1.000
TOTAL	.258	173-161	555	57	143	17	1	2	60	168	.303	36	22	78	13	.326	4	24	10-14	1081	128	18	.985

SINGLE-GAME HIGHS:

Hits: 3, 4 times

Doubles: 2, Brown, Mar 13, 2011; at Oklahoma Sooners, Mar 18, 2012

Triples: 1, Hawaii, Mar 07, 2014

Home runs: 1, Missouri, Apr 03, 2011; West Virginia, Apr 20, 2013

Total bases: 5, West Virginia, Apr 20, 2013; Brown, Mar 13, 2011

RBI: 4, West Virginia, Apr 20, 2013

Runs scored: 2, 12 times

Walks: 2, at Kansas, Apr 14, 2013; at Kansas, Apr 21, 2011; UTSA, Mar 08, 2011

Hit by pitch: 1, 22 times

Struck out: 3, Nebraska, Feb 24, 2013; at Oklahoma State, Mar 25, 2011

Sac flies: 1, 4 times

Sac bunts: 1, 24 times

At bats: 6, at Hawai'i, Feb 26, 2011; at Missouri, May 06, 2012; at Nebraska, May 07, 2011

Stolen bases: 2, UTSA, Mar 08, 2011

Caught stealing: 1, 4 times

Field chances: 18, UTSA, Mar 08, 2011

Putouts: 16, UTSA, Mar 08, 2011

Assists: 4, Kansas, Apr 20, 2012; vs Arkansas, Mar 04, 2012

Runners CS: 2, 4 times

2014 Texas Baseball Individual Career History

Goins, Blake

Year	avg	gp-gs	ab	r	h	2b	3b	hr	rbi	tb	slg%	bb	hbp	so	gdp	ob%	sf	sh	sb-att	po	a	e	fld%
2014	.000	0-0	0	0	0	0	0	0	0	0	.000	0	0	0	0	.000	0	0	0-0	1	2	0	1.000
TOTAL	.000	0-0	0	0	0	0	0	0	0	0	.000	0	0	0	0	.000	0	0	0-0	1	2	0	1.000

Year	era	w-l	app	gs	cq	sho	sv	ip	h	r	er	bb	so	2b	3b	hr	bf	bavg	wp	hbp	bk	sfa	sha
2014	2.79	1-0	6	3	0	0/1	0	9.2	9	3	3	6	6	0	0	0	45	.243	1	2	0	0	0
TOTAL	2.79	1-0	6	3	0	0/1	0	9.2	9	3	3	6	6	0	0	0	45	.243	1	2	0	0	0

SINGLE-GAME HIGHS:

Innings pitched: 3.0, Valparaiso, Mar 04, 2014

Walks allowed: 2, Stanford, Feb 23, 2014; Valparaiso, Mar 04, 2014

Strikeouts: 3, at Texas State, Mar 11, 2014

Batters faced: 13, at Texas State, Mar 11, 2014

Field chances: 2, Valparaiso, Mar 04, 2014

Putouts: 1, Valparaiso, Mar 04, 2014

Assists: 1, Texas A&M - CC, Feb 18, 2014; Valparaiso, Mar 04, 2014

Gurwitz, Zane

Year	avg	gp-gs	ab	r	h	2b	3b	hr	rbi	tb	slg%	bb	hbp	so	gdp	ob%	sf	sh	sb-att	po	a	e	fld%
2014	.171	15-13	41	4	7	1	0	1	4	11	.268	2	0	11	0	.209	0	0	1-1	13	8	2	.913
TOTAL	.171	15-13	41	4	7	1	0	1	4	11	.268	2	0	11	0	.209	0	0	1-1	13	8	2	.913

SINGLE-GAME HIGHS:

Hits: 2, at California, Feb 16, 2014; Stanford, Feb 21, 2014; Stanford, Feb 23, 2014

Doubles: 1, Kansas, Mar 16, 2014

Home runs: 1, at California, Feb 16, 2014

Total bases: 5, at California, Feb 16, 2014

RBI: 3, Stanford, Feb 23, 2014

Runs scored: 2, at California, Feb 16, 2014

Walks: 2, UTPA, Feb 25, 2014

Struck out: 2, 4 times

At bats: 4, 4 times

Stolen bases: 1, vs Rice, Feb 28, 2014

Field chances: 6, Kansas, Mar 16, 2014

Putouts: 3, at California, Feb 15, 2014; UTPA, Feb 25, 2014

Assists: 5, Kansas, Mar 16, 2014

2014 Texas Baseball Individual Career History

Hall, Weston

Year	avg	gp-gs	ab	r	h	2b	3b	hr	rbi	tb	slg%	bb	hbp	so	gdp	ob%	sf	sh	sb-att	po	a	e	fld%
2013	.226	48-42	159	21	36	4	0	0	10	40	.252	17	3	43	2	.313	0	4	11-14	83	1	3	.966
2014	.000	5-0	0	2	0	0	0	0	0	0	.000	0	0	0	0	.000	0	0	0-0	1	0	0	1.000
TOTAL	.226	53-42	159	23	36	4	0	0	10	40	.252	17	3	43	2	.313	0	4	11-14	84	1	3	.966

SINGLE-GAME HIGHS:

Hits: 3, Texas State, Apr 09, 2013; at Stanford, Mar 02, 2013; at Minnesota, Mar 24, 2013
 Doubles: 1, 4 times
 Total bases: 4, at Minnesota, Mar 24, 2013
 RBI: 2, at Minnesota, Mar 24, 2013
 Runs scored: 2, 4 times
 Walks: 3, UT Pan American, Apr 16, 2013
 Hit by pitch: 1, at Stanford, Mar 02, 2013; Texas Tech, Mar 15, 2013; at Minnesota, Mar 23, 2013
 Struck out: 3, West Virginia, Apr 21, 2013
 Sac bunts: 1, 4 times
 At bats: 6, Texas State, Apr 09, 2013; at Kansas, Apr 12, 2013
 Stolen bases: 1, 11 times
 Caught stealing: 1, Oklahoma, Apr 06, 2013; West Virginia, Apr 20, 2013; Sacramento State, Feb 15, 2013
 Field chances: 5, West Virginia, Apr 21, 2013; at Stanford, Mar 03, 2013; Texas Tech, Mar 17, 2013
 Putouts: 5, West Virginia, Apr 21, 2013; at Stanford, Mar 03, 2013; Texas Tech, Mar 17, 2013
 Assists: 1, Texas Tech, Mar 16, 2013

Hinojosa, C.J

Year	avg	gp-gs	ab	r	h	2b	3b	hr	rbi	tb	slg%	bb	hbp	so	gdp	ob%	sf	sh	sb-att	po	a	e	fld%
2013	.314	50-50	188	19	59	10	2	2	29	79	.420	18	1	26	2	.373	2	6	3-4	79	130	11	.950
2014	.253	21-21	75	5	19	2	0	0	10	21	.280	6	0	9	1	.301	2	7	1-2	28	61	4	.957
TOTAL	.297	71-71	263	24	78	12	2	2	39	100	.380	24	1	35	3	.353	4	13	4-6	107	191	15	.952

SINGLE-GAME HIGHS:

Hits: 3, 6 times
 Doubles: 2, at TCU, May 17, 2013
 Triples: 1, Texas Southern, May 11, 2013
 Home runs: 1, at Oklahoma State, Mar 29, 2013; at Oklahoma State, Mar 30, 2013
 Total bases: 5, at Oklahoma State, Mar 30, 2013; Texas Southern, May 11, 2013; at TCU, May 17, 2013
 RBI: 3, Texas State, Apr 09, 2013; Texas A&M - CC, Feb 18, 2014; at Oklahoma State, Mar 28, 2013
 Runs scored: 2, Texas State, Apr 09, 2013; West Virginia, Apr 20, 2013; Kansas State, May 04, 2013
 Walks: 2, UT Arlington, Feb 19, 2013; at TCU, May 17, 2013
 Hit by pitch: 1, UC Santa Barbara, Mar 10, 2013
 Struck out: 2, 8 times
 Sac flies: 1, 4 times
 Sac bunts: 2, Stanford, Feb 21, 2014; Nebraska, Feb 24, 2013
 At bats: 6, at Kansas, Apr 12, 2013
 Stolen bases: 1, 4 times
 Caught stealing: 1, Texas A&M - CC, Feb 18, 2014; UT Arlington, Feb 19, 2013
 Field chances: 9, at Kansas, Apr 12, 2013
 Putouts: 6, at Minnesota, Mar 23, 2013
 Assists: 7, West Virginia, Apr 20, 2013

2014 Texas Baseball Individual Career History

Hollingsworth, Chad

Year	avg	gp-gs	ab	r	h	2b	3b	hr	rbi	tb	slg%	bb	hbp	so	gdp	ob%	sf	sh	sb-att	po	a	e	fld%
2013	.000	0-0	0	0	0	0	0	0	0	0	.000	0	0	0	0	.000	0	0	0-0	3	5	1	.889
2014	.000	0-0	0	0	0	0	0	0	0	0	.000	0	0	0	0	.000	0	0	0-0	0	2	0	1.000
TOTAL	.000	0-0	0	0	0	0	0	0	0	0	.000	0	0	0	0	.000	0	0	0-0	3	7	1	.909

Year	era	w-l	app	gs	cg	sho	sv	ip	h	r	er	bb	so	2b	3b	hr	bf	bavq	wp	hbp	bk	sfa	sha
2013	3.86	3-1	16	5	0	0/0	0	28.0	25	13	12	11	14	4	4	0	119	.243	4	2	0	1	2
2014	1.35	0-0	8	0	0	0/1	0	6.2	5	1	1	0	6	1	0	0	24	.217	0	0	0	0	1
TOTAL	3.37	3-1	24	5	0	0/1	0	34.2	30	14	13	11	20	5	4	0	143	.238	4	2	0	1	3

SINGLE-GAME HIGHS:

Innings pitched: 5.0, UT Arlington, Feb 19, 2013; UT Pan American, Mar 05, 2013

Walks allowed: 3, Oral Roberts, Mar 12, 2013

Strikeouts: 3, UT Arlington, Feb 19, 2013

Batters faced: 22, UT Pan American, Mar 05, 2013

Field chances: 3, Oral Roberts, Mar 12, 2013

Putouts: 2, Oral Roberts, Mar 12, 2013

Assists: 2, UT Pan American, Mar 05, 2013

Runners CS: 1, UT Arlington, Feb 19, 2013

Johnson, Ben

Year	avg	gp-gs	ab	r	h	2b	3b	hr	rbi	tb	slg%	bb	hbp	so	gdp	ob%	sf	sh	sb-att	po	a	e	fld%
2013	.213	30-26	89	11	19	6	1	3	9	36	.404	11	1	27	0	.307	0	5	3-7	17	1	1	.947
2014	.258	21-21	66	14	17	3	2	1	10	27	.409	12	1	10	0	.366	3	1	4-4	42	2	0	1.000
TOTAL	.232	51-47	155	25	36	9	3	4	19	63	.406	23	2	37	0	.333	3	6	7-11	59	3	1	.984

SINGLE-GAME HIGHS:

Hits: 4, UC Santa Barbara, Mar 10, 2013

Doubles: 2, UC Santa Barbara, Mar 10, 2013

Triples: 1, Stanford, Feb 22, 2014; Stanford, Feb 23, 2014; at Minnesota, Mar 24, 2013

Home runs: 1, 4 times

Total bases: 9, UC Santa Barbara, Mar 10, 2013

RBI: 3, at Texas State, Mar 11, 2014

Runs scored: 2, 6 times

Walks: 3, UT Pan American, Apr 16, 2013

Hit by pitch: 1, Texas State, Apr 09, 2013; Texas A&M - CC, Feb 18, 2014

Struck out: 3, 4 times

Sac flies: 1, at California, Feb 15, 2014; UTPA, Feb 25, 2014; at Texas State, Mar 11, 2014

Sac bunts: 1, 6 times

At bats: 5, 5 times

Stolen bases: 1, 7 times

Caught stealing: 1, 4 times

Field chances: 5, 4 times

Putouts: 5, Hawaii, Mar 08, 2014; Hawaii, Mar 09, 2014; at Minnesota, Mar 24, 2013

Assists: 2, vs Sam Houston State, Mar 02, 2014

2014 Texas Baseball Individual Career History

Malmin, Jon

Year	avg	gp-gs	ab	r	h	2b	3b	hr	rbi	tb	slg%	bb	hbp	so	gdp	ob%	sf	sh	sb-att	po	a	e	fld%
2014	.000	0-0	0	0	0	0	0	0	0	0	.000	0	0	0	0	.000	0	0	0-0	1	0	0	1.000
TOTAL	.000	0-0	0	0	0	0	0	0	0	0	.000	0	0	0	0	.000	0	0	0-0	1	0	0	1.000

Year	era	w-l	app	gs	cq	sho	sv	ip	h	r	er	bb	so	2b	3b	hr	bf	bavg	wp	hbp	bk	sfa	sha
2014	0.00	0-0	2	0	0	0/1	0	2.1	2	0	0	2	1	0	0	0	12	.200	1	0	0	0	0
TOTAL	0.00	0-0	2	0	0	0/1	0	2.1	2	0	0	2	1	0	0	0	12	.200	1	0	0	0	0

SINGLE-GAME HIGHS:

Innings pitched: 1.1, Texas A&M - CC, Feb 18, 2014

Walks allowed: 2, Texas A&M - CC, Feb 18, 2014

Strikeouts: 1, Valparaiso, Mar 04, 2014

Batters faced: 8, Texas A&M - CC, Feb 18, 2014

Field chances: 1, Valparaiso, Mar 04, 2014

Putouts: 1, Valparaiso, Mar 04, 2014

Marlow, Brooks

Year	avg	gp-gs	ab	r	h	2b	3b	hr	rbi	tb	slg%	bb	hbp	so	gdp	ob%	sf	sh	sb-att	po	a	e	fld%
2012	.214	52-51	173	25	37	4	2	2	29	51	.295	26	4	37	1	.325	3	13	2-4	89	152	7	.972
2013	.256	46-43	156	18	40	10	2	1	11	57	.365	11	1	21	3	.310	0	6	1-1	68	138	6	.972
2014	.227	21-21	75	10	17	0	1	0	5	19	.253	14	1	9	0	.352	1	4	1-2	39	72	1	.991
TOTAL	.233	119-115	404	53	94	14	5	3	45	127	.314	51	6	67	4	.325	4	23	4-7	196	362	14	.976

SINGLE-GAME HIGHS:

Hits: 3, 4 times

Doubles: 2, Kansas State, May 05, 2013; at TCU, May 18, 2013

Triples: 1, 5 times

Home runs: 2, Duke, Feb 18, 2012

Total bases: 8, Duke, Feb 18, 2012

RBI: 3, Duke, Feb 18, 2012; vs Rice Owls, Mar 2, 2012

Runs scored: 3, Texas Southern, May 11, 2013

Walks: 2, 10 times

Hit by pitch: 1, 6 times

Struck out: 2, 14 times

Sac flies: 1, 4 times

Sac bunts: 2, Stephen F. Austin, Mar 20, 2012; Texas State, Mar 26, 2013

At bats: 5, 16 times

Stolen bases: 1, 4 times

Caught stealing: 1, UTPA, Feb 25, 2014; at Kansas State, Mar 25, 2012; at Missouri, May 04, 2012

Field chances: 10, at Texas Tech, Apr 07, 2012; vs Missouri, May 23, 2012

Putouts: 5, Duke, Feb 19, 2012

Assists: 7, 4 times

2014 Texas Baseball Individual Career History

Marlow, Ty

Year	avg	gp-gs	ab	r	h	2b	3b	hr	rbi	tb	slg%	bb	hbp	so	gdp	ob%	sf	sh	sb-att	po	a	e	fld%
2013	.215	18-18	65	8	14	2	0	2	14	22	.338	2	1	20	2	.239	3	2	0-0	148	14	2	.988
2014	.000	1-0	0	0	0	0	0	0	0	0	.000	0	0	0	0	.000	0	0	0-0	0	1	0	1.000
TOTAL	.215	19-18	65	8	14	2	0	2	14	22	.338	2	1	20	2	.239	3	2	0-0	148	15	2	.988

Year	era	w-l	app	gs	cg	sho	sv	ip	h	r	er	bb	so	2b	3b	hr	bf	bavg	wp	hbp	bk	sfa	sha
2013	2.27	1-2	23	0	0	0/2	2	31.2	24	8	8	7	25	9	2	1	123	.214	0	0	1	2	2
2014	0.00	0-0	2	0	0	0/0	0	2.0	2	0	0	0	0	0	0	0	7	.286	0	0	0	0	0
TOTAL	2.14	1-2	25	0	0	0/2	2	33.2	26	8	8	7	25	9	2	1	130	.218	0	0	1	2	2

SINGLE-GAME HIGHS:

Hits: 2, 4 times
Doubles: 1, UT Pan American, Apr 16, 2013; West Virginia, Apr 20, 2013
Home runs: 1, Texas State, Apr 09, 2013; at Kansas, Apr 12, 2013
Total bases: 5, Texas State, Apr 09, 2013; at Kansas, Apr 12, 2013
RBI: 4, West Virginia, Apr 20, 2013
Runs scored: 3, at Kansas, Apr 12, 2013
Walks: 1, UT Pan American, Apr 16, 2013; West Virginia, Apr 21, 2013
Hit by pitch: 1, UT Pan American, Apr 16, 2013
Struck out: 3, West Virginia, Apr 19, 2013; at Baylor, Apr 27, 2013
Sac flies: 1, at Kansas, Apr 14, 2013; West Virginia, Apr 21, 2013; Texas Southern, May 11, 2013
Sac bunts: 1, at Stanford, Mar 03, 2013; at TCU, May 18, 2013
At bats: 5, Texas State, Apr 09, 2013; at Kansas, Apr 12, 2013; West Virginia, Apr 20, 2013
Innings pitched: 3.2, at Kansas, Apr 12, 2013
Walks allowed: 1, 7 times
Strikeouts: 7, at Kansas, Apr 12, 2013
Batters faced: 17, at Kansas, Apr 12, 2013
Field chances: 14, at Kansas, Apr 12, 2013; at Kansas, Apr 13, 2013; West Virginia, Apr 19, 2013
Putouts: 14, at Kansas, Apr 13, 2013; West Virginia, Apr 19, 2013
Assists: 2, at Kansas, Apr 12, 2013; Houston, Apr 23, 2013
Runners CS: 1, Oklahoma, Apr 05, 2013; Kansas State, May 04, 2013

McGuire, Andy

Year	avg	gp-gs	ab	r	h	2b	3b	hr	rbi	tb	slg%	bb	hbp	so	gdp	ob%	sf	sh	sb-att	po	a	e	fld%
2014	.119	19-19	59	6	7	1	0	0	7	8	.136	7	2	11	0	.232	1	4	1-2	13	34	4	.922
TOTAL	.119	19-19	59	6	7	1	0	0	7	8	.136	7	2	11	0	.232	1	4	1-2	13	34	4	.922

SINGLE-GAME HIGHS:

Hits: 1, 6 times
Doubles: 1, Hawaii, Mar 07, 2014
Total bases: 2, Hawaii, Mar 07, 2014
RBI: 2, at California, Feb 15, 2014; Stanford, Feb 21, 2014
Runs scored: 1, 5 times
Walks: 1, 6 times
Hit by pitch: 1, Texas A&M - CC, Feb 18, 2014; UTPA, Feb 25, 2014
Struck out: 2, Stanford, Feb 21, 2014; vs Rice, Feb 28, 2014; at Texas State, Mar 11, 2014
Sac flies: 1, Stanford, Feb 21, 2014
Sac bunts: 2, vs Rice, Feb 28, 2014
At bats: 5, vs Sam Houston State, Mar 02, 2014
Stolen bases: 1, Valparaiso, Mar 04, 2014
Caught stealing: 1, Texas A&M - CC, Feb 18, 2014
Field chances: 6, UTPA, Feb 25, 2014
Putouts: 2, UTPA, Feb 25, 2014; Hawaii, Mar 08, 2014
Assists: 5, Valparaiso, Mar 04, 2014

2014 Texas Baseball Individual Career History

Montalbano, Jeremy

Year	avg	gp-gs	ab	r	h	2b	3b	hr	rbi	tb	slg%	bb	hbp	so	gdp	ob%	sf	sh	sb-att	po	a	e	fld%
2010	.316	21-2	19	4	6	1	1	0	7	9	.474	6	0	2	0	.480	0	0	0-0	4	0	0	1.000
2013	.257	24-21	74	5	19	2	0	2	16	27	.365	3	1	18	0	.288	2	0	0-0	73	4	0	1.000
2014	.143	19-16	56	2	8	4	0	0	3	12	.214	1	1	8	0	.172	0	5	0-0	75	6	0	1.000
TOTAL	.221	64-39	149	11	33	7	1	2	26	48	.322	10	2	28	0	.276	2	5	0-0	152	10	0	1.000

SINGLE-GAME HIGHS:

Hits: 2, 6 times

Doubles: 2, Stanford, Feb 21, 2014

Home runs: 1, UC Santa Barbara, Mar 10, 2013; at Oklahoma State, Mar 28, 2013

Total bases: 5, at Oklahoma State, Mar 28, 2013

RBI: 4, UC Santa Barbara, Mar 10, 2013

Runs scored: 1, 7 times

Walks: 1, 4 times

Hit by pitch: 1, vs Sam Houston State, Mar 02, 2014; UT Pan American, Mar 05, 2013

Struck out: 2, 5 times

Sac flies: 1, UC Santa Barbara, Mar 10, 2013; Texas Southern, May 11, 2013

Sac bunts: 1, 4 times

At bats: 5, at Oklahoma State, Mar 29, 2013

Field chances: 11, Stanford, Feb 21, 2014; vs Sam Houston State, Mar 02, 2014

Putouts: 11, Stanford, Feb 21, 2014; vs Sam Houston State, Mar 02, 2014

Assists: 2, 4 times

Runners CS: 2, Hawaii, Mar 08, 2014

Payton, Mark

Year	avg	gp-gs	ab	r	h	2b	3b	hr	rbi	tb	slg%	bb	hbp	so	gdp	ob%	sf	sh	sb-att	po	a	e	fld%
2011	.263	65-65	240	37	63	11	2	0	25	78	.325	31	6	34	6	.353	6	19	6-10	86	0	3	.966
2012	.322	52-52	208	40	67	13	4	5	29	103	.495	32	3	27	0	.418	1	7	8-13	89	2	0	1.000
2013	.385	49-49	174	27	67	11	7	0	28	92	.529	28	4	22	3	.478	1	7	3-6	98	9	4	.964
2014	.417	21-21	72	13	30	3	4	1	12	44	.611	17	0	6	3	.528	0	3	4-5	47	1	0	1.000
TOTAL	.327	187-187	694	117	227	38	17	6	94	317	.457	108	13	89	12	.423	8	36	21-34	320	12	7	.979

SINGLE-GAME HIGHS:

Hits: 4, 4 times

Doubles: 2, 5 times

Triples: 1, 16 times

Home runs: 1, 5 times

Total bases: 6, West Virginia, Apr 20, 2013; Stanford, Feb 21, 2014

RBI: 4, Texas Southern, May 12, 2012

Runs scored: 3, 6 times

Walks: 3, 5 times

Hit by pitch: 1, 13 times

Struck out: 4, at Stanford, Feb 24, 2012

Sac flies: 1, 8 times

Sac bunts: 2, at Kent State, Jun 05, 2011; vs Baylor Bears, May 26, 2011; at Kansas, Apr 14, 2013

At bats: 7, at Oklahoma Sooners, Mar 16, 2012

Stolen bases: 2, Hawaii, Mar 09, 2014

Caught stealing: 2, Texas State, Apr 17, 2012

Field chances: 7, Baylor, May 19, 2012

Putouts: 6, at Oklahoma State, Mar 29, 2013; Texas Southern, May 11, 2013; Baylor, May 19, 2012

Assists: 2, Oral Roberts, Mar 12, 2013

2014 Texas Baseball Individual Career History

Peters, Justin

Year	avg	gp-gs	ab	r	h	2b	3b	hr	rbi	tb	slg%	bb	hbp	so	gdp	ob%	sf	sh	sb-att	po	a	e	fld%
2014	.000	0-0	0	0	0	0	0	0	0	0	.000	0	0	0	0	.000	0	0	0-0	0	1	0	1.000
TOTAL	.000	0-0	0	0	0	0	0	0	0	0	.000	0	0	0	0	.000	0	0	0-0	0	1	0	1.000

Year	era	w-l	app	gs	cq	sho	sv	ip	h	r	er	bb	so	2b	3b	hr	bf	bavg	wp	hbp	bk	sfa	sha
2012	13.50	0-0	2	0	0	0/0	0	2.0	6	3	3	0	4	0	0	2	12	.500	0	0	0	0	0
2014	13.50	0-1	2	0	0	0/0	0	1.1	4	2	2	1	0	2	0	0	8	.667	0	0	0	0	1
TOTAL	13.50	0-1	4	0	0	0/0	0	3.1	10	5	5	1	4	2	0	2	20	.556	0	0	0	0	1

SINGLE-GAME HIGHS:

Innings pitched: 1.2, at Baylor, May 17, 2012

Walks allowed: 1, Stanford, Feb 23, 2014

Strikeouts: 4, at Baylor, May 17, 2012

Batters faced: 8, at Baylor, May 17, 2012

Field chances: 1, at California, Feb 15, 2014

Assists: 1, at California, Feb 15, 2014

Sawyer, Josh

Year	avg	gp-gs	ab	r	h	2b	3b	hr	rbi	tb	slg%	bb	hbp	so	gdp	ob%	sf	sh	sb-att	po	a	e	fld%
2014	.000	0-0	0	0	0	0	0	0	0	0	.000	0	0	0	0	.000	0	0	0-0	0	2	0	1.000
TOTAL	.000	0-0	0	0	0	0	0	0	0	0	.000	0	0	0	0	.000	0	0	0-0	0	2	0	1.000

Year	era	w-l	app	gs	cq	sho	sv	ip	h	r	er	bb	so	2b	3b	hr	bf	bavg	wp	hbp	bk	sfa	sha
2014	7.94	1-0	5	0	0	0/1	0	5.2	9	5	5	4	7	2	0	0	29	.360	3	0	0	0	0
TOTAL	7.94	1-0	5	0	0	0/1	0	5.2	9	5	5	4	7	2	0	0	29	.360	3	0	0	0	0

SINGLE-GAME HIGHS:

Innings pitched: 2.2, Texas A&M - CC, Feb 18, 2014

Walks allowed: 2, Valparaiso, Mar 04, 2014

Strikeouts: 4, Texas A&M - CC, Feb 18, 2014

Batters faced: 11, Texas A&M - CC, Feb 18, 2014

Field chances: 2, Texas A&M - CC, Feb 18, 2014

Assists: 2, Texas A&M - CC, Feb 18, 2014

Runners CS: 1, UTPA, Feb 25, 2014

2014 Texas Baseball Individual Career History

Shaw, Collin

Year	avg	gp-gs	ab	r	h	2b	3b	hr	rbi	tb	slg%	bb	hbp	so	gdp	ob%	sf	sh	sb-att	po	a	e	fld%
2012	.128	15-8	39	4	5	0	0	0	1	5	.128	5	0	14	0	.227	0	1	1-2	19	1	0	1.000
2013	.222	23-13	45	9	10	2	1	0	3	14	.311	8	1	11	0	.352	0	1	2-2	25	0	0	1.000
2014	.344	15-10	32	6	11	1	0	0	5	12	.375	3	1	7	0	.405	1	0	4-6	17	0	0	1.000
TOTAL	.224	53-31	116	19	26	3	1	0	9	31	.267	16	2	32	0	.326	1	2	7-10	61	1	0	1.000

SINGLE-GAME HIGHS:

Hits: 2, 4 times

Doubles: 1, West Virginia, Apr 20, 2013; Kansas, Mar 16, 2014; Kansas State, May 05, 2013

Triples: 1, Texas Southern, May 11, 2013

Total bases: 4, Texas Southern, May 11, 2013

RBI: 1, 9 times

Runs scored: 2, UT Pan American, Apr 16, 2013; at Texas State, Mar 11, 2014; Texas Southern, May 11, 2013

Walks: 2, UT Pan American, Apr 16, 2013; at California, Feb 15, 2014

Hit by pitch: 1, UC Santa Barbara, Mar 09, 2013; at Texas State, Mar 11, 2014

Struck out: 3, vs Arkansas, Mar 04, 2012; at Kansas State, Mar 23, 2012

Sac flies: 1, vs Sam Houston State, Mar 02, 2014

Sac bunts: 1, at Texas Tech, Apr 05, 2012; at Kansas, Apr 14, 2013

At bats: 5, at Missouri, May 06, 2012

Stolen bases: 1, 7 times

Caught stealing: 1, at Texas Tech, Apr 05, 2012; at Texas State, Mar 11, 2014; Kansas, Mar 15, 2014

Field chances: 6, Duke, Feb 19, 2012

Putouts: 5, UT Pan American, Apr 16, 2013; Duke, Feb 19, 2012

Assists: 1, Duke, Feb 19, 2012

Silver, Alex

Year	avg	gp-gs	ab	r	h	2b	3b	hr	rbi	tb	slg%	bb	hbp	so	gdp	ob%	sf	sh	sb-att	po	a	e	fld%
2011	.172	12-8	29	2	5	0	0	0	1	5	.172	2	1	4	1	.250	0	1	0-0	6	11	1	.944
2012	.267	45-43	165	24	44	10	1	0	19	56	.339	14	6	32	3	.342	2	4	0-0	399	21	3	.993
2013	.196	26-15	56	4	11	1	0	0	5	12	.214	12	2	13	0	.357	0	4	0-0	150	7	1	.994
2014	.000	1-0	0	1	0	0	0	0	0	0	.000	1	0	0	0	1.000	0	0	0-0	3	0	0	1.000
TOTAL	.240	84-66	250	31	60	11	1	0	25	73	.292	29	9	49	4	.338	2	9	0-0	558	39	5	.992

SINGLE-GAME HIGHS:

Hits: 3, at Minnesota, Mar 23, 2013; at Kansas State, Mar 25, 2012

Doubles: 1, 11 times

Triples: 1, Stephen F. Austin, Mar 20, 2012

Total bases: 4, at Kansas State, Mar 25, 2012

RBI: 3, at Minnesota, Mar 23, 2013

Runs scored: 2, 5 times

Walks: 2, at Minnesota, Mar 24, 2013; at Oklahoma State, Mar 30, 2013; vs Kansas, May 24, 2012

Hit by pitch: 2, Stephen F. Austin, Mar 20, 2012

Struck out: 3, at Texas Tech, Apr 06, 2012

Sac flies: 1, Texas Southern, May 12, 2012

Sac bunts: 1, 9 times

At bats: 5, 9 times

Field chances: 19, Kansas State, May 03, 2013

Putouts: 17, Kansas State, May 03, 2013

Assists: 2, 9 times



TEXAS BASEBALL

2014 TV/Radio Roster



1
TRES BARRERA
Fr. • C/1B • 6-0/211
Eagle Pass, Texas



2
MARK PAYTON
Sr. • OF • 5-8/190
Chicago, Ill.



4
COLLIN SHAW
Jr. • OF • 6-0/199
Austin, Texas



5
ANDY MCGUIRE
Fr. • IF • 6-1/200
Oakton, Va.




6
CONNOR MACALLA
Fr. • IF • 6-2/170
Houston, Texas



7
WESTON HALL
Sr. • OF • 6-0/202
Cedar Park, Texas



8
BROOKS MARLOW
Jr. • IF • 5-8/184
Giddings, Texas



9
C.J. HINOJOSA
So. • IF • 5-11/179
Spring, Texas



11
ALEX SILVER
Sr. • IF • 6-1/205
Houston, Texas



12
JACOB FELTS
Sr. • C • 6-0/200
Orange, Texas



14
BEN JOHNSON
So. • OF • 6-1/191
Austin, Texas



15
JUSTIN PETERS
Jr. • RHP • 6-4/185
Deer Park, Texas



17
BRET BOSWELL
Fr. • IF • 5-11/177
Rockwall, Texas



24
PARKER FRENCH
Jr. • RHP • 6-2/218
Dripping Springs, Texas




27
TRAVIS DUKE
So. • LHP • 6-3/210
Pearland, Texas



28
BLAKE GOINS
Fr. • RHP • 5-11/205
Pearland, Texas



29
JON MALMIN
Fr. • LHP • 6-0/180
Troy, Texas



30
JOSH SAWYER
Fr. • LHP • 6-2/190
San Angelo, Texas



31
CHAD HOLLINGSWORTH
So. • RHP • 6-2/210
Waco, Texas



32
DILLON PETERS
Jr. • LHP • 5-11/212
Indianapolis, Ind.



33
JEREMY MONTALBANO
So. • C • 6-1/201
Katy, Texas



34
LUKAS SCHIRALDI
Jr. • RHP • 6-4/205
Austin, Texas




35
MADISON CARTER
Sr. • IF • 5-10/179
Sherman, Texas




36
NATHAN THORNHILL
Sr. • RHP • 6-0/182
Cedar Park, Texas



38
TY CULBRETH
So. • LHP • 5-10/181
Bryan, Texas



39
JAMES SWAN
Fr. • RHP • 6-5/180
Orange, Texas



40
TAYLOR STELL
Jr. • IF/OF • 6-4/202
Dallas, Texas




41
MORGAN COOPER
Fr. • RHP • 6-5/211
Jarrell, Texas



42
KACY CLEMENS
Fr. • IF/RHP • 6-1/203
Houston, Texas



43
JOHN CURTISS
So. • RHP • 6-4/210
Southlake, Texas



45
GRANT MARTIN
Jr. • C • 5-9/167
Burnet, Texas



46
JAMES BARTON
So. • C • 5-10/184
Austin, Texas



47
BEN KENNEDY
Fr. • C/OF • 5-10/195
College Station, Texas



48
TY MARLOW
Sr. • IF/RHP • 5-10/189
Giddings, Texas



50
ZANE GURWITZ
Fr. • IF/OF • 5-8/175
San Antonio, Texas



16
AUGIE GARRIDO
Head Coach
18th year/46th overall



44
SKIP JOHNSON
Assistant Coach
8th Year/22nd overall



10
TOMMY NICHOLSON
Assistant Coach
2nd Year/6th overall



55
RYAN RUSS
Volunteer Assistant Coach
3rd Year/3rd overall