



Six-Time National Champions
1949 • 1950 • 1975 • 1983 • 2002 • 2005

TEXAS BASEBALL

Texas Media Relations • P.O. Box 7399 • Austin, Texas 78713
Assistant Media Relations Director/Baseball Contact: Justin Moore • Office: (512) 232-9438
Email: justin.moore@utexas.edu

2014 schedule/scores

Date	Opponent (TV)	Time/Score
Feb. 14	at California	L, 0-7
Feb. 15	at California	L, 1-2
Feb. 15	at California	W, 6-2
Feb. 16	at California	W, 5-0
Feb. 18	TEXAS A&M CORPUS CHRISTI (LHN)	W, 10-0
Feb. 21	STANFORD (LHN)	W, 9-3
Feb. 22	STANFORD (LHN)	W, 4-3
Feb. 23	STANFORD (LHN)	L, 5-11
Feb. 25	UT-PAN AMERICAN (LHN)	W, 2-1 (11)
Feb. 28	vs. Rice (LHN)	7:05 p.m.
March 1	vs. Houston (LHN)	3:35 p.m.
March 2	vs. Sam Houston State (LHN)	10:05 a.m.
March 4	VALPARAISO (LHN)	6 p.m.
March 7	HAWAII (LHN)	6 p.m.
March 8	HAWAII (DH) (LHN)	1 & 4:45 p.m.
March 9	HAWAII (LHN)	1 p.m.
March 11	at Texas State	6:30 p.m.
March 14	KANSAS * (LHN)	6 p.m.
March 15	KANSAS * (LHN)	1 p.m.
March 16	KANSAS * (LHN)	1 p.m.
March 18	DALLAS BAPTIST (LHN)	6 p.m.
March 21	COLUMBIA (LHN)	6 p.m.
March 22	COLUMBIA (LHN)	2 p.m.
March 23	COLUMBIA (LHN)	Noon
March 25	TEXAS STATE (LHN)	6 p.m.
March 28	at Texas Tech * (FCS)	6:30 p.m.
March 29	at Texas Tech *	2 p.m.
March 30	at Texas Tech * (FSW)	2 p.m.
April 1	at Rice	6:30 p.m.
April 4	BAYLOR * (LHN)	7 p.m.
April 5	BAYLOR * (LHN)	7 p.m.
April 6	BAYLOR * (LHN)	2:30 p.m.
April 8	RICE (LHN)	6 p.m.
April 11	at Oklahoma *	6 p.m.
April 12	at Oklahoma *	4 p.m.
April 13	at Oklahoma * (ESPNU)	2:30 p.m.
April 15	UT-ARLINGTON (LHN)	6 p.m.
April 17	TCU * (LHN)	6 p.m.
April 18	TCU * (LHN)	6 p.m.
April 19	TCU * (LHN)	4 p.m.
April 22	UT-PAN AMERICAN (LHN)	6 p.m.
April 25	OKLAHOMA STATE* (LHN)	7 p.m.
April 26	OKLAHOMA STATE * (LHN)	1 p.m.
April 27	OKLAHOMA STATE* (LHN)	2 p.m.
April 29	PRAIRIE VIEW A&M (LHN)	6 p.m.
May 2	at West Virginia *	5 p.m.
May 3	at West Virginia *	3 p.m.
May 4	at West Virginia *	Noon
May 13	TEXAS STATE (LHN)	6 p.m.
May 16	at Kansas State *	6:30 p.m.
May 17	at Kansas State *	6:30 p.m.
May 18	at Kansas State * (FS1)	1 p.m.
May 21-25	Big 12 Tournament	TBA

All times Central

DH - Doubleheader

* - Big 12 Conference game

(LHN) Longhorn Network • (FS1) Fox Sports 1 • (FCS) Fox College Sports • (FSW) Fox Sports Southwest



Follow@Texas_Baseball

TexasSports.com

Games 10-12



No. 15/24 Texas (6-3) at Houston College Classic February 28 - March 2

Upcoming Games Schedule

Where: Houston, Texas (Minute Maid Park • 40,950)

Opponents/Times

Friday vs. Rice: 7:35 p.m.

Saturday vs. Houston: 3:35 p.m.

Sunday vs. Sam Houston State: 10:05 a.m.

Live Stats: sidearmstats.com/texas/baseball/

Television: Longhorn Network

Talent: Kevin Dunn (PbP) and Keith Moreland (Analyst)

Radio: AM 1300 The Zone, online at www.TexasSports.com/showcase

Talent: Craig Way, Roger Wallace and Bill Little

All-Time Series: Texas leads the series with Rice, 220-53-2; with Houston, 91-31-2; and with Sam Houston State, 72-18.

Probable Starting Pitchers

Jr. RHP Jordan Stephens (2-0, 3.00) vs. Jr. LHP Dillon Peters (0-0, 1.29)

So. RHP Jake Lemoine (1-0, 0.00) vs. Jr. RHP Parker French (1-1, 0.82)

So. RHP Dirk Masters (0-0, 0.90) vs. Jr. RHP Lukas Schiraldi (1-1, 6.00)

QUICK HITS

- Texas has won six of its last seven games after taking two out of three from Stanford last weekend (Feb. 21-23) and defeating UTPA, 2-1, in 11 innings on Tuesday.
- This weekend marks Texas' eighth appearance in the Houston College Classic. The Longhorns have a 10-11 record in the event. Since 2002, Texas has participated in the Classic every other year; in its last appearance in 2012, Texas defeated Rice and fell to Tennessee and Arkansas.
- Texas is averaging 4.7 runs per game this season, after averaging 3.8 in 2013.
- The Longhorns' last two wins have come via a walkoff; a wild pitch scored Collin Shaw to beat Stanford 4-3 (Feb. 22), and a Jacob Felts single in the 11th scored Alex Silver to give the Horns the win against UTPA (Feb. 25).
- Senior centerfielder Mark Payton leads the Big 12 in hits (20), batting average (.577), triples (3), total bases (30), on-base percentage (.643), and slugging percentage (.857).
- Payton has reached base safely in 48 consecutive games and has an 18-game hitting streak dating back to last season.
- After making five errors in the opening game of the season, the Longhorn defense has committed just two in the last eight games, good for a .994 fielding percentage over that span. Texas has played error-free baseball the last four games.
- Texas has turned 10 double plays this season, tied for the most in the Big 12 (also Baylor).
- The Horns pitching staff currently owns a 2.51 ERA which ranks third in the Big 12. Discounting the 11-5 loss to Stanford, Texas has a 1.39 ERA in its other eight games.

PROBABLE POSITION STARTERS

NO.	PLAYER	POS	YR	B/T	AVG	G-GS	AB	R	H	2B	3B	HR	RBI	SB
1	Tres Barrera	DH	Fr.	R/R	.118	9-9	34	3	4	0	0	0	0	0
42	Kacy Clemens	1B	Fr.	L/R	.219	9-9	32	2	7	2	0	0	0	0
8	Brooks Marlow	2B	Jr.	L/R	.286	9-9	35	6	10	0	0	0	4	1
9	C.J. Hinojosa	SS	So.	R/R	.212	9-9	33	3	7	1	0	0	5	1
5	Andy McGuire	3B	Fr.	R/R	.143	9-9	28	4	4	0	0	0	5	0
50	Zane Gurwitz	LF	Fr.	R/R	.222	8-8	27	4	6	0	0	1	4	0
2	Mark Payton	CF	Sr.	L/L	.571	9-9	35	7	19	1	3	1	8	1
14	Ben Johnson	RF	So.	R/R	.231	9-9	26	7	6	1	2	0	3	1
33	Jeremy Montalbano	C	So.	R/R	.226	9-9	31	2	7	3	0	0	3	0

PROBABLE STARTING PITCHERS

NO.	PLAYER	R/L	YR	W-L	ERA	APP	GS	SV	IP	H	R	ER	BB	SO
32	Dillon Peters	L	Jr.	0-0	1.29	2	2	0	14	12	3	2	3	3
24	Parker French	R	Jr.	1-1	0.82	2	2	0	11.0	8	7	1	4	12
34	Lukas Schiraldi	R	Jr.	1-1	6.00	2	2	0	9.0	9	6	6	6	3

National Polls (Feb. 24)

Baseball America

1. Virginia
2. Florida St.
3. South Carolina
4. Oregon St.
5. Cal. State Fullerton
6. North Carolina St.
7. LSU
8. Vanderbilt
9. Oregon
10. Louisiana-Lafayette
11. Clemson
12. Rice
13. Cal. Poly
14. Miami
15. **Texas**
16. Texas Christian
17. Indiana
18. Mississippi State
19. UCLA
20. Louisville
21. Alabama
22. North Carolina
23. Texas A&M
24. Arkansas
25. Florida

Collegiate Baseball

1. LSU
2. Florida St.
3. Oregon
4. Vanderbilt
5. South Carolina
6. Virginia
7. N.C. State
8. Oregon St.
9. Louisville
10. Cal. St. Fullerton
11. Oklahoma St.
12. Texas Christian
13. Louisiana-Lafayette
14. Cal. Poly
15. Rice
16. Clemson
17. Miami (FL)
18. Mississippi State
19. North Carolina
20. UCLA
21. Florida
22. Arizona
23. Texas A&M
24. **Texas**
25. Mississippi

National Polls (Feb. 24)

Perfect Game

1. Virginia
2. Florida St.
3. Cal. State Fullerton
4. South Carolina
5. Vanderbilt
6. Oregon St.
7. Oregon
8. North Carolina St.
9. LSU
10. Mississippi St.
11. Clemson
12. Rice
13. Cal. Poly
14. UCLA
15. Miami (FL)
16. Louisville
17. North Carolina
18. Texas A&M
19. Florida
20. Florida Atlantic
21. Alabama
22. Indiana
23. Oklahoma St.
24. Louisiana-Lafayette
25. Kentucky

NCBWA

1. Virginia
2. Florida St.
3. LSU
4. Vanderbilt
5. Oregon
6. South Carolina
7. Oregon St.
8. North Carolina St.
9. Cal State Fullerton
10. Rice
11. Clemson
12. Louisville
13. UCLA
14. Oklahoma St.
15. Mississippi St.
16. TCU
17. Cal Poly
18. Texas A&M
19. Miami (FL)
20. Louisiana-Lafayette
21. North Carolina
22. Arkansas
23. Florida
24. Ole Miss
25. Indiana

QUICK HITS CONTINUED...

- With 1,880 career victories, head coach Augie Garrido needs just 13 wins to tie Gordon Gillespie for the most wins (1,893) by any college baseball coach at any level. He is already the winningest coach in Division I history.
- Eight freshmen have seen action for Texas.
- Texas has used the same starters each game at all four infield spots and center field. The first three batting spots in the lineup (Marlow-Payton-Hinojosa), along with the fifth and sixth (McGuire-Montalbano) have also gone unchanged.
- Three pitchers with a combined 40 starts from last year return in 2014: Dillon Peters (14), Parker French (13) and Nathan Thornhill (13). The Longhorns return seven total pitchers from the 2013 staff which ranked seventh nationally in ERA (2.61).
- The 2013 UT recruiting class was ranked second nationally by *Baseball America*. Five players ranked in the *Baseball America* 500: right-handed pitcher Lukas Schiraldi (No. 162), third baseman Andy McGuire (No. 198), catcher Tres Barrera (No. 200), infielder Bret Boswell (No. 221) and right-handed pitcher Blake Goins (No. 256). The class is comprised of 12 freshmen and one junior-college transfer in Schiraldi.
- Five of the 13 incoming players were selected in the 2013 MLB Draft but chose to report to campus rather than sign professional contracts. Goins was selected in the 12th round, left-handed pitcher Josh Sawyer was taken in the 32nd round, Schiraldi and infielder/right-handed pitcher Kacy Clemens were picked in the 35th round, and McGuire was taken in the 36th round.
- Seniors Mark Payton (OF) and Nathan Thornhill (RHP) return to The Forty Acres after being selected in the MLB draft in the 16th and 24th rounds, respectively.
- Payton led the 2013 squad in nearly every hitting category including: batting average (.393), hits (70), doubles (11), triples (8), RBIs (29), total bases (97), slugging percentage (.545), walks (28), on-base percentage (.483), and sac bunts (7).
- Twenty-two players were named to the Big 12 Commissioner's Honor Roll in the fall 2013 semester for earning a 3.0 grade-point-average or higher. Of Texas' incoming class of 13 student-athletes, 10 made the honor roll.
- Texas was 17-2 last season when scoring five runs or more. The Horns are 4-1 this year when scoring five or more.

NOTES ON THE STARTING PITCHERS

- Junior southpaw Dillon Peters has been impressive early with a 1.29 ERA, allowing just two earned runs in 14.0 innings. Peters has gone seven innings in each of his two starts.
- Parker French picked up his first win of the season last Friday (Feb. 21) against Stanford when he went six strong innings allowing only one run and striking out a career-high eight. In the 2012 Houston College Classic against Rice, French earned his first career save in an 11-8 Horns win over the Owls.
- Lukas Schiraldi won his first career game as a Longhorns against Cal (Feb. 15) when he tossed seven strong innings, striking out two and only allowing one run.
- Texas starting pitchers have given up a total of nine earned runs in nine games so far this season.

WHO RETURNS - Nineteen letterwinners return (12 positional, seven pitchers) from last season's team, including seven positional starters and the aforementioned starting pitching rotation.

- In addition to Parker French, Dillon Peters and Nathan Thornhill, pitchers returning are LHP Ty Culbreth (0-0, 0.00 ERA, 2 2/3 IP), LHP Travis Duke (4-1, 2.53 ERA, 35 1/3 IP), RHP Ty Marlow (1-2, 2.16 ERA, 33 1/3 IP) and RHP Chad Hollingsworth (3-1, 3.72 ERA, 29 IP). Though neither pitched last season due to injury, RHP John Curtiss and RHP Justin Peters also return.
- On offense, CF Mark Payton (.393 average in 2013) and SS C.J. Hinojosa (.309) headline the list of returnees. Also returning are C Jacob Felts, 2B Brooks Marlow, OF Weston Hall, OF Taylor Stell and C/DH Jeremy Montalbano.

GONE TO THE PROS - Texas will have to replace a pair of valuable contributors who left after their junior years to go pro. INF Erich Weiss hit .299 last year and signed with the Pittsburgh Pirates organization after being drafted in the 11th round. Closer Corey Knebel had 37 saves in his three years at UT and was a supplemental first round pick of the Detroit Tigers.

Quick Facts

UNIVERSITY AND ATHLETICS

School _____ University of Texas
 City/Zip _____ Austin, TX 78713-7399
 Founded _____ 1883
 Enrollment _____ 52,076 (39,995 undergraduate)
 Nickname _____ Longhorns
 School Colors_ Burnt Orange & White (Pantone 159)
 Home Field/Capacity _ UFCU Disch-Falk Field /6,649
 Date Opened _____ February 17, 1975
 Surface _____ FieldTurf
 Dimensions _____ LF - 340, CF - 400, RF - 325,
 _____ Alleys - 375
 Affiliation _____ NCAA Division I
 Conference _____ Big 12 Conference
 President _____ William C. Powers, Jr.
 Alma Mater/Year _____ California, 1967
 Director of Athletics _____ Steve Patterson
 Alma Mater/Year _____ Texas, 1980
 Athletic Department Phone _____ (512) 471-6036
 Ticket Office Phone _____ (512) 471-3333

HISTORY

First Year of Baseball _____ 1895
 All-Time Collegiate Record ____ 3,212-1,055-28 (.753)
 All-Time Overall Record ____ 3,382-1,203-32 (.738)
 Years in CWS/Last _____ 34/2011
 Years in NCAA Regionals/Last _____ 53/2011

COACHES & SUPPORT STAFF

Head Coach _____ Augie Garrido
 Alma Mater/Year _____ Fresno State, 1961
 Record at School/Years _____ 729-350-2 (.675)/18
 Career Record/Years _____ 1,880-874-9 (.682)/46
 Baseball Office Phone _____ (512) 471-5732
 Baseball Office Fax _____ (512) 471-5516
 Assistant Coach _____ Skip Johnson
 Alma Mater/Year _____ UT Pan American, 1990
 Assistant Coach _____ Tommy Nicholson
 Alma Mater/Year _____ Texas, 2006
 Volunteer Assistant Coach _____ Ryan Russ
 Alma Mater/Year _____ Texas, 2011
 Director of Baseball Operations _____ Drew Bishop
 Baseball Academic Counselor _____ Dr. Randa Ryan
 Baseball Administrative Associate _____ Heather Vacek
 Baseball Athletic Trainer _____ Michael West
 Baseball Strength Coaches _ Lance Sewell, Ryan Ford
 Baseball Equipment Manager _____ Vince Alcazar

MEDIA INFORMATION

Radio Station _____ KVET (1300 AM/98.1 FM)
 Contact/Play-By-Play _____ Craig Way
 Address _____ 705 North Lamar, Austin, TX 78703
 Phone _____ (512) 684-7434
 Fax _____ (512) 473-2233
 Web Site _____ www.TexasSports.com

SERIES RECORDS - Texas leads the series with Rice, 220-53-2; with Houston, 91-31-2; and with Sam Houston State, 72-18. The Longhorns have won three straight and four of the last five against the Owls; six of the last eight against Houston; and had an 11-game winning streak vs. Sam Houston State snapped with a 5-3 loss last year. Within Houston College Classic play, Texas is 4-2 vs. Rice, 4-2 vs. Houston, and hasn't faced Sam Houston State.

MODEL OF CONSISTENCY - Senior center fielder Mark Payton is back for his senior season after starting 167 games in his first three years at UT. Payton led the Big 12 and ranked 12th nationally with a .393 batting average last year, the highest mark by a Longhorn since Dustin Majewski hit .401 in 2002. He's one of just two Longhorns to hit .390 or better in a season in the last 25 years (also Majewski). Payton became the first Longhorn to win the Big 12 batting title since Seth Johnston in 2005 (.378).

- Payton has been a model of consistency for UT, having reached base in 105 of 110 games over the last two-plus years (9-9 in 2014, 47-50 in 2013, 50-52 in 2012). Dating back to last year, he is on a 48-game streak of having reached base safely and a 18-game hitting streak. Last year he led the team with 20 multiple hit games and has achieved that feat in seven of nine games this year.

- Coming off an opening weekend that saw him go 9-for-17 in a four-game series at Cal, Payton managed to top that performance last week by going 10-for-14 (.714) while leading the Longhorns to a 3-1 record. Payton was a hard out all week – in a three-game series vs. Stanford, he was retired just twice, going 8-for-10 with five walks. The senior drew six walks on the week and had a .800 on-base percentage, in addition to a 1.000 slugging percentage (eight singles, two triples). Payton had multiple hits in three of four games, including a 4-for-5 performance in a 9-3 Friday night win over Stanford. He also had four RBI, four runs and a stolen base on the week, and had one outfield assist when he threw out a runner tagging up from third in Tuesday's 10-0 win over Texas A&M-Corpus Christi.

- On the season, Payton is batting .571 (20-35) and has a 1.500 OPS (.857 slugging + .643 on-base).

- Payton is tied for third in school and Big 12 history with 17 career triples. He needs three more to match Bill Bates' (1983-85) school record and Jeff Liese (2000-03) of Nebraska's conference record.

CURTISS STARTS COMEBACK - Redshirt sophomore John Curtiss made his return to the mound for Texas on Tuesday vs. UTPA, starting and logging two innings with two strikeouts. Curtiss, whose last appearance prior to Tuesday was on May 24, 2012 in the Big 12 Tournament, is coming back from Tommy John and thoracic outlet syndrome surgeries. The right-hander was 2-3 with a 3.50 ERA in 28 appearances as a freshman (2012).

TWO-OUT PRODUCTION - Mark Payton has been at the top of his game when coming to bat with two outs. The senior is 6-for-9 on the season and has started several key two-out rallies: his two-out single in the fifth inning of game three at Cal led to a two-run inning in a game that UT won 6-2; his two-out single in the fifth inning against TAMU-CC on 2/18 led to a five-run inning; against Stanford on 2/21, he had a two-run triple with two outs that started a five-run inning; on 2/22 vs. Stanford, with the game tied 2-2 in the seventh inning, Payton worked an eight-pitch at bat and hit a run-scoring single to give Texas the lead.

- Andy McGuire (3-for-8), Jeremy Montalbano (4-for-13) and C.J. Hinojosa (4-for-12) have also provided key two-out hits.

- Of Texas' 42 runs this season, 19 have come with two outs.

COMEBACK WIN - Texas' 2-1, comeback win over UTPA on Feb. 25 was its first since the 2012 season when trailing after eight innings. The Horns were 0-20 last year when trailing after eight.

GOING EXTRAS - Texas is 1-0 in extra inning games this year (2-1 win over UTPA in 11 innings on Feb. 25). The Longhorns were 1-2 in extras in 2013.

WALKING OFF - Senior Jacob Felts has provided the last two walk-off hits for Texas. His single to center in the 11th inning vs. UTPA on Feb. 25 scored Alex Silver to give Texas a 2-1 win. Prior to that, Texas' last win on a walk-off hit was March 16, 2013, on a double by Felts vs. Texas Tech.

Records at UFCU Disch-Falk Field

Season	Record	Pct.
1975	38-4	.905
1976	29-12	.707
1977	46-4	.920
1978	30-10	.750
1979	43-4	.915
1980	41-9	.820
1981	53-5-1	.907
1982	45-2	.957
1983	52-12	.812
1984	47-7	.870
1985	50-5	.909
1986	43-10	.811
1987	50-5	.909
1988	43-7	.860
1989	41-9	.820
1990	40-12	.769
1991	40-11	.784
1992	31-7	.816
1993	46-8	.852
1994	39-15	.722
1995	35-3	.921
1996	29-16	.644
1997	22-16	.579
1998	17-13-1	.565
1999	22-10	.688
2000	30-9	.769
2001	25-10	.714
2002	34-6	.850
2003	31-8	.795
2004	34-5	.872
2005	36-5	.878
2006	25-6	.806
2007	25-6	.806
2008	19-12	.613
2009	32-7-1	.813
2010	35-6	.854
2011	36-9	.800
2012	20-7	.741
2013	22-10	.688
2014	4-1	.800

Totals _____ **1,380-321-3** _____ **.810**

A LOOK AT THE STAFF - Head coach Augie Garrido enters his 18th season at Texas and 46th overall with a career record of 1,880-874-9. He is assisted by Skip Johnson (eighth season at Texas), Tommy Nicholson (fourth season at Texas) and Ryan Russ (third season at Texas). Johnson has led UT to top-10 national finishes in ERA in five of his seven seasons on the Forty Acres. Nicholson, a volunteer assistant in 2009 and 2010, returned to the staff as an assistant coach prior to last season. He coaches the infielders and hitters and helped the Longhorns lead the Big 12 in fielding percentage last season. Russ, in his third season as volunteer assistant, coaches the outfielders and helps coach the hitters.

ACADEMIC SUCCESS - The Texas baseball team has a long history of academic success.

- Since 2006, over 30 Texas Baseball student-athletes have returned to campus to earn their degrees.
- The program has posted a perfect score of 1,000 Academic Progress Rate (APR) from 2007-11 and has received APR Public Recognition Awards four times for having multiyear Academic Progress Rates in the top 10 percent in their sport (2008-09, 2009-10, 2010-11, 2011-12).
- The team earned the College World Series Award for the team with the highest GPA in 2009 and 2011.
- The team has had six consecutive semesters of a GPA of 3.0 or better and currently holds a 3.2 GPA. Over 70% of students on the team holds a cumulative GPA of 3.0 or better.

INNINGS RETURNING - Texas not only ranked seventh nationally in ERA in 2013, the Longhorns also return 89 percent of their innings pitched. Among the top 10 teams in ERA from a season ago, that ranks first. In terms of total innings pitched returning, it ranks third behind Cal State Fullerton (478 2/3) and Indiana (468 2/3).

2013 ERA Leaders

Team	% IP returning	Total IP returning	2013 ERA (national rank)
Texas	89%	399 2/3	2.61(7)
Cal State Fullerton	87%	478 2/3	2.47(4)
Indiana	79%	468 2/3	2.64(9)
Oregon State	61%	356	2.33(2)
LSU	51%	316	2.40(3)
Bryant	49%	263 1/3	2.73(10)
Campbell	49%	260 2/3	2.63(8)
Louisville	46%	270 1/3	2.52(5)
UCLA	37%	220 1/3	2.55(6)
Arkansas	31%	171	1.89(1)

HONORING JAMES STREET - Texas will honor the late James Street, who passed away in September of 2013, throughout the season by wearing a "JS" decal on their hats and helmets. A two-sport star, Street helped lead UT to three consecutive College World Series appearances and posted a career record of 29-8. Street ranks sixth in UT history with 21 complete games and ninth with a career 1.86 ERA and 302 strikeouts. He threw a perfect game in 1970 (vs. Texas Tech) and a no-hitter in 1969 (vs. SMU). Street was a two-time second-team All-America selection and a three-time All-SWC choice. On the football field, Street was a perfect 20-0 as a starting quarterback from 1968-69 and helped lead UT to the 1969 National Championship. The Longhorns posted a perfect 11-0 record (7-0 in the Southwest Conference) and capped off their second national title with a 21-17 victory against No. 9 Notre Dame in the 1970 Cotton Bowl. Street earned consensus All-SWC honors that season.

TEAM 120 - The Texas baseball team is in its 120th season all-time. Throughout the year, former teams, players and moments will be recognized during games at UFCU Disch-Falk Field, online at TexasSports.com and on Twitter @Texas_Baseball.

TOP PROSPECTS - Texas had eight total players appear in *Baseball America's* preseason Top 50 prospects rankings for each class.

Freshmen: Andy McGuire No. 13, Tres Barrera No. 33, Blake Goins No. 50.

Sophomore: C.J. Hinojosa No. 31.

Juniors: Dillon Peters No. 30, Parker French No. 46.

Seniors: Mark Payton No. 6, Nathan Thornhill No. 17.

Head Coach Augie Garrido



Seven trips to the College World Series (CWS). National Championships in both 2002 and 2005. Second-place finishes in 2004 and 2009. Seven Big 12 Conference Championships (2002, 2004, 2006, 2007, 2009, 2010, and 2011) and four league tournament crowns (2002, 2003, 2008 and 2009). These are the results and why head coach Augie Garrido was hired to guide the Texas baseball program in 1996.

During his first 17 years on the Forty Acres, Garrido became the all-time winningest coach in NCAA Division I baseball history by capturing his 1,428th career win on June 9, 2003, (a 6-5 Texas victory over then No. 1 Florida State during NCAA Super Regional action in Tallahassee, Fla.). He brought Texas back to the CWS for the first time since 1993 during the 2000 campaign, and returned the Horns to the pinnacle of collegiate baseball in 2002 by leading UT to a 57-15 record that produced the school's first-ever Big 12 regular-season and tournament championships as well as its first national title since 1983. He duplicated the feat in 2005, guiding the Longhorns to their sixth National Championship - the second-most for one school in NCAA history. Texas' rise under Garrido has been the culmination of inking 16 straight top 15 recruiting classes and producing teams that have stood tall against perennial powers such as LSU, Miami (Fla.), Stanford and USC. Now, in his 18th year in Austin, Garrido, who was selected as both the 2002 and 2005 National Coach of the Year, looks to keep the program in contention for college baseball's ultimate prize each and every season.

Garrido is the second coach in Division I baseball history to tally 1,700 or more career victories. He is one of only two Division I coaches to ever win 500 or more games at two different schools and the only coach to ever win 600 or more games at two different schools.

He is also the first coach to lead teams from two different schools to national crowns (Cal State Fullerton & Texas), guide squads to National Championships in four different decades, and is one of only three coaches in history to win five or more NCAA titles (1979, 1984, 1995, 2002, 2005). Garrido has earned 14 trips to the CWS and 31 NCAA Regional Championship appearances, including 13 at Texas, while garnering National Coach of the Year honors six times (1975, 1979, 1984, 1995, 2002, 2005), regional coach of the year accolades on seven occasions (1975, 1979, 1984, 1995, 2002, 2004, 2005) and conference coach of the year distinctions eight times (1987, 1995, 2002, 2004, 2006, 2007, 2010, 2011) after leading his clubs to 25 league crowns.

The Vallejo, Calif., native is just the 13th coach in UT's 120-year baseball history, and, with the exception of the war years of 1943-45 when Blair Cherry was at the helm, is only the fourth Texas head coach since 1911.

As a result of his unique coaching style, Garrido has been ranked as one of the top three baseball teachers in the nation by Major League Baseball Directors of Player Development. To deserve that distinction, Garrido has coached three Golden Spikes Award winners, four National Players of the Year, six College World Series MVPs, 52 All-Americans, 14 All-League MVPs and 119 professional players over his career. He has also had 16 of his players selected in the first round of the Major League Baseball Draft, including Longhorns Beau Hale (No. 14) in 2000, Omar Quintanilla (No. 33) in 2003, both J.P. Howell (No. 31) and 2005 American League Rookie of the Year Huston Street (No. 40) in 2004, the duo of Drew Stubbs (No. 8) and Kyle McCulloch (No. 29) in 2006, Chance Ruffin (No. 48) in 2010, '10-'11 Big 12 Male Athlete of the Year Taylor Jungmann (No. 12) and Corey Knebel (No. 39) in 2013. In addition, during his 17 years at UT, Garrido has tutored the skills of 26 players who have earned All-America honors a total of 33 times, 23 Freshman All-Americans, including a school-record four in 2006, 149 All-Conference performers, 11 USA Baseball National Team members and 92 players who have gone on to play in professional baseball.

Garrido's name is also held in high regard when people speak of his accomplishments in the College World Series. He is currently tied for second with five National Championships (trailing only Rod Dedeaux's 10 at USC), ranks fourth and sixth, respectively, in victories (38) and winning percentage (.655; 38-20), as well as fifth in both series games (58) and appearances (14) among all-time coaches. He is also one of only eight men in history to coach two or more different teams in the CWS and is only the third Longhorns head coach (Bibb Falk & Cliff Gustafson) in the 120 years of Texas baseball to lead the Horns to Omaha. He was one of three coaches named to the College World Series Legends Team in 2010.

Garrido's Year-by-Year Records

Year	School	Record	Pct.	Titles/Championships
1969	San Francisco State	25-14	.641	
1970	Cal Poly	16-33	.327	
1971	Cal Poly	39-11-1	.775	
1972	Cal Poly	31-18*	.633	
1973	Cal State Fullerton	19-33-1	.368	
1974	Cal State Fullerton	37-17	.685	CCAA
1975	Cal State Fullerton	36-16-1	.689	PCAA & Regional
1976	Cal State Fullerton	46-15	.762	PCAA
1977	Cal State Fullerton	44-14	.759	SCBA (Co-Champions)
1978	Cal State Fullerton	44-13	.772	SCBA
1979	Cal State Fullerton	60-14-1	.807	SCBA, Regional & NCAA
1980	Cal State Fullerton	49-18-1	.724	SCBA
1981	Cal State Fullerton	47-18	.723	SCBA
1982	Cal State Fullerton	51-23	.689	SCBA & Regional
1983	Cal State Fullerton	50-21-1	.701	SCBA (Co-Champions)
1984	Cal State Fullerton	66-20	.767	SCBA, Regional & NCAA
1985	Cal State Fullerton	36-32-1	.529	PCAA South
1986	Cal State Fullerton	36-21	.632	
1987	Cal State Fullerton	44-17	.721	PCAA
1988	Illinois	26-20	.565	
1989	Illinois	42-16	.724	Big Ten
1990	Illinois	43-21	.672	Big Ten
1991	Cal State Fullerton	34-22	.607	Big West (Co-Champions)
1992	Cal State Fullerton	46-17	.730	Regional
1993	Cal State Fullerton	35-19	.648	
1994	Cal State Fullerton	47-16	.746	Big West (Tri-Champions) & Regional
1995	Cal State Fullerton	57-9	.864	Big West, Regional & NCAA
1996	Cal State Fullerton	45-16	.738	
1997	Texas	29-22	.569	
1998	Texas	23-32-1	.420	
1999	Texas	36-26	.581	
2000	Texas	46-21	.687	Regional & Super Regional
2001	Texas	36-26	.581	
2002	Texas	57-15	.792	Big 12, Big 12 Tournament, Regional, Super Regional & NCAA
2003	Texas	50-20	.714	Big 12 Tournament., Regional & Super Regional
2004	Texas	58-15	.795	Big 12, Regional & Super Regional
2005	Texas	56-16	.778	Regional, Super Regional & NCAA
2006	Texas	41-21	.661	Big 12
2007	Texas	46-17	.730	Big 12
2008	Texas	39-22	.639	Big 12 Tournament
2009	Texas	50-16-1	.754	Big 12, Big 12 Tournament, Regional & Super Regional
2010	Texas	50-13	.794	Big 12 and Regional
2011	Texas	49-19	.794	Big 12, Regional and Super Regional
2012	Texas	30-22	.577	
2013	Texas	27-24	.529	
2014	Texas	6-3	.667	

CAREER TOTAL 1,880-875-9 .682 46 seasons

Texas:	729-350-2 (.675)	18 seasons
Cal State Fullerton:	929-391-6 (.703)	21 seasons
Illinois:	111-57 (.661)	3 seasons
Cal Poly:	86-62-1* (.581)	3 seasons
San Francisco State:	25-14 (.641)	1 season

*Although scores listed in one source reflect a record of 30-19 for Cal Poly during the 1972 season, another source reports a 31-18 record, which is the standard used here.

The Last Time It Happened

Team	
Won on a walk-off _____	Feb. 25, 2014, 2-1 over UTPA in 11 innings _____ (Jacob Felts hit a two-out single to center scoring Alex Silver)
Won 20 consecutive games _____	2010 (21)
Won 30 consecutive games _____	1982 (33)
Scored 20 runs (or more) in a game _____	May 23, 2010, at Missouri (20-11)
Allowed 20 runs (or more) in a game _____	Apr. 11, 2008, at Missouri (31)
Had 20 hits (or more) in a game _____	May 30, 2009, vs. Boston College (20)
Had 25 hits (or more) in a game _____	March 10, 1998, vs. Southern Illinois (25)
Allowed 20 hits (or more) in a game _____	Apr. 11, 2008, at Missouri (31)
Hit five (or more) HR in a game _____	June 22, 2009, vs. LSU (5)
Was shutout in a game _____	April 27, 2013 at Baylor (0-1)
Turned 4 double plays in a game _____	May 19, 2012, vs. Baylor (5)
Turned a triple play in a game _____	March 7, 1987, vs. Washington State (1)
Won 50 games in a season _____	2010 (50-13)
Hit 60 home runs in a season _____	2010 (81) (63 games)
Scored 600 runs in a season _____	1989 (610) (72 games)
Had 700 hits in a season _____	2005 (734) (72 games)
Had 35 triples in a season _____	2003 (37) (70 games)
Had 150 doubles in a season _____	2002 (164) (72 games)
Had a team average of .315 or better _____	2007 (.316) (63 games)
Stole 100 bases in a season _____	2005 (103) (72 games)

Texas' Win Streaks			
STREAK	YEAR	ENDED BY	SCORE
34 games*	1977	Rice	3-4 (14)
33 games	1982	Houston	3-4
28 games	1946-47	Baylor	2-6
23 games	1914	Missouri	0-2
22 games	1985	Arkansas	4-5
22 games	1924	Baylor	1-2
21 games	2010	Kansas State	1-2
20 games	1988	Oklahoma	8-11
20 games	1973	Baylor	2-3
20 games	1972	Texas Tech	4-5
19 games	1985	Arkansas	5-9
19 games	1947-48	Baylor	7-8
18 games	1979	Minnesota	4-11
18 games	1975	Texas A&M	8-9
17 games	1974	Rice	4-5
16 games	2005	Arizona	3-8
16 games	1989	Dallas Baptist	7-15
16 games	1983-84	Arizona State	0-4
16 games	1982	Miami	1-2
16 games	1979	Texas A&M	0-1

*NCAA Record

Player	
Pitched a no-hitter _____	March 1, 2009, _____ by Brandon Workman vs. Penn State (9-0)
Pitched a combined no-hitter _____	May 11, 2013 _____ Parker French, Travis Duke and Corey Knebel vs. Texas Southern _____ 7 innings, Game 1 of doubleheader
Pitched a perfect game _____	Apr. 3, 1970, _____ by James Street vs. Texas Tech (4-0)
Pitched a complete game shutout _____	June 4, 2010, _____ by Brandon Workman vs. Rider (11-0)
Had 10 strikeouts in a game _____	April 16, 2010, _____ by Taylor Jungmann (11) vs. Texas A&M
Had 15 strikeouts in a game _____	Mar. 12, 2010, _____ by Taylor Jungmann (17) vs. Iowa
Had 19 strikeouts in a game _____	Mar. 18, 1988, _____ by Eric Stone (19) vs. Southwestern Louisiana
Won 10 games in a season _____	2011 by Taylor Jungmann (13-3)
Won 15 games in a season _____	2004, by J.P. Howell (15-2)
Had 100 strikeouts in a season _____	2011, Taylor Jungmann (126) _____ and Cole Green (104)
Had 150 strikeouts in a season _____	2004, by J.P. Howell (166)
Had 175 strikeouts in a season _____	1989, by Kirk Dressendorfer (176)
Had 200 strikeouts in a season _____	1985, by Greg Swindell (204)
Had 10 saves in season _____	2011, by Corey Knebel (19)
Had 5 complete games in a season _____	2011, by Taylor Jungmann (5)
Had 10 complete games in a season _____	1989, by Kirk Dressendorfer (15)
Had 40 appearances in a season _____	2009, by Austin Wood (41)
Had 5 shutouts in a season _____	1986, by Greg Swindell (5)
Hit 3 home runs in a game _____	Apr. 30, 2002, by J.D. Reininger (3) vs. TCU
Hit for the cycle in a game _____	Apr. 24, 2007, by Kyle Russell _____ (Home Run, Triple, Double, Single) _____ vs. UT Pan American
Scored 5 runs in a game _____	Apr. 28, 2009, by Kevin Lussion (5) _____ vs. Texas State
Had 5 hits in a game _____	Mar. 20, 2008, by Michael Torres (5) _____ at Texas Tech
Stole 5 bases in a game _____	Feb. 13, 1996, by MacGregor Byers (5) _____ vs. St. Mary's (Texas)
Stole home in a game _____	March 25, 2011, by Mark Payton at Oklahoma State
Had 7 RBI in a game _____	Mar. 5, 2008, _____ by Brandon Belt (8) vs. Texas A&M-Corpus Christi
Hit a grand slam home run in a game _____	May 12, 2012, _____ by Mark Payton vs. Texas Southern (Game 2 of DH)
Hit an inside the park home run _____	May 14, 2008, _____ by Michael Torres vs. Alabama A&M (Game 1)
Hit back-to-back home runs _____	May 9, 2010, by Russell _____ Moldenhauer and Kevin Keyes at Kansas State
Had 100 hits in a season _____	2005, by Seth Johnston (115)
Had 15 home runs in a season _____	2008, by Kyle Russell (19)
Had 20 home runs in a season _____	2007, by Kyle Russell (28)
Stole 40 bases in a season _____	2002, by Tim Moss (40)
Had 25 doubles in a season _____	2006, by Carson Kainer (25)
Had 8 triples in a season _____	2013, by Mark Payton (8)
Had 80 RBI in a season _____	2003, by Dustin Majewski (85)
Had 100 RBI in a season _____	1989, by Scott Bryant (112)
Batted .400 in a season (min. 100 ABs) _____	2002, by Dustin Majewski (.401)
Scored 80 runs in a season _____	2003, by Tim Moss (82)
Scored 100 runs in a season _____	1985, by Bill Bates (100)
Cleared the "Monster" in center field _____	Apr. 24, 2010, by Cameron Rupp _____ vs. Oklahoma State

2014 University of Texas Baseball Roster

No.	Name	Pos.	B/T	Ht.	Wt.	Class	Hometown (High School/Previous School)
1	Tres Barrera	C/1B	R/R	6-0	211	Fr.	Eagle Pass, Texas (Mission Sharyland HS)
2	Mark Payton	OF	L/L	5-7	190	Sr.	Chicago, Ill. (St. Rita HS)
4	Collin Shaw	OF	L/L	6-0	199	Jr.	Austin, Texas (Westlake HS)
5	Andy McGuire	IF	R/R	6-1	200	Fr.	Oakton, VA (James Madison HS)
6	Connor Macalla	IF	L/R	6-2	170	Fr.	Houston, Texas (Langham Creek HS)
7	Weston Hall	OF	R/R	6-0	202	Sr.	Cedar Park, Texas (Leander HS/Navarro College)
8	Brooks Marlow	IF	L/R	5-8	184	Jr.	Giddings, Texas (Giddings HS)
9	C.J. Hinojosa	IF	R/R	5-9	179	So.	Spring, Texas (Klein Collins HS)
11	Alex Silver	IF	R/R	6-1	205	Sr.	Houston, Texas (Bellaire HS)
12	Jacob Felts	C	R/R	5-11	200	Sr.	Orange, Texas (Orangetown HS)
14	Ben Johnson	OF	R/R	6-0	191	So.	Austin, Texas (Westwood HS)
15	Justin Peters	RHP	R/R	6-4	193	RS-Jr.	Deer Park, Texas (Deer Park HS/Weatherford College)
17	Bret Boswell	IF	L/R	5-11	177	Fr.	Rockwall, Texas (Rockwall-Heath HS)
24	Parker French	RHP	L/R	6-2	218	Jr.	Dripping Springs, Texas (Dripping Springs HS)
27	Travis Duke	LHP	L/L	6-3	210	So.	Pearland, Texas (Dawson HS)
28	Blake Goins	RHP	R/R	5-11	205	Fr.	Pearland, Texas (Pearland HS)
29	Jon Malmin	LHP	L/L	6-0	180	Fr.	Troy, Texas (Troy HS)
30	Josh Sawyer	LHP	L/L	6-2	190	Fr.	San Angelo, Texas (San Angelo Central HS)
31	Chad Hollingsworth	RHP	R/R	6-2	210	So.	Waco, Texas (Robinson HS)
32	Dillon Peters	LHP	L/L	5-10	212	Jr.	Indianapolis, Ind. (Cathedral HS)
33	Jeremy Montalbano	C	R/R	6-1	202	So.	Katy, Texas (Seven Lakes HS)
34	Lukas Schiraldi	RHP	R/R	6-4	205	Jr.	Austin, TX (St. Michaels/Navarro JC)
35	Madison Carter	IF	R/R	5-10	179	Sr.	Sherman, Texas (Sherman HS/Grayson County College)
36	Nathan Thornhill	RHP	R/R	6-0	182	Sr.	Cedar Park, Texas (Cedar Park HS)
38	Ty Culbreth	LHP/OF	L/L	5-10	181	So.	Bryan, Texas (Bryan HS)
39	James Swan	RHP	R/R	6-5	180	Fr.	Orange, Texas (Little Cypress-Mauriceville HS)
40	Taylor Stell	IF/OF	R/R	6-4	202	Jr.	Dallas, Texas (Lake Highlands HS)
41	Morgan Cooper	RHP	R/R	6-5	211	Fr.	Jarrell, Texas (Jarrell HS)
42	Kacy Clemens	IF/RHP	L/R	6-1	198	Fr.	Houston, TX (Memorial HS)
43	John Curtiss	RHP	R/R	6-4	210	RS-So.	Southlake, Texas (Southlake Carroll HS)
45	Grant Martin	C	R/R	5-9	167	Jr.	Burnet, Texas (Burnet HS)
46	James Barton	C	L/R	5-10	184	So.	Austin, Texas (Hyde Park Baptist HS)
47	Ben Kennedy	C/OF	L/R	5-10	195	Fr.	College Station, Texas (A&M Consolidated)
48	Ty Marlow	IF/P	R/R	5-10	189	Sr.	Giddings, Texas (Giddings HS/Texas A&M/McLennan CC)
50	Zane Gurwitz	IF/OF	R/R	5-8	175	Fr.	San Antonio, TX (Churchill HS)

Head Coach: 16 Augie Garrido (Fresno State, 1961), 18th season
Assistant Coach: 44 Skip Johnson (UT Pan American, 1990), 8th season
Assistant Coach: 10 Tommy Nicholson (Texas, 2006), 2nd season
Volunteer Assistant Coach: 55 Ryan Russ (Texas, 2010), 3rd season

PRONUNCIATIONS

Tres Barrera _____ Tress Barrera
 Augie Garrido _____ AWE gee ga REE doh
 C.J. Hinojosa _____ SEE jay hen o HOE sa
 Jeremy Montalbano _____ Jeremy mohn toll BOHN no

2014 Texas Longhorns Baseball
Overall Statistics for Texas Longhorns (as of Feb 25, 2014)
(All games Sorted by Batting avg)

Record: 6-3 Home: 4-1 Away: 2-2 Big 12: 0-0

Player	avg	gp-gs	ab	r	h	2b	3b	hr	rbi	tb	slg%	bb	hp	so	gdp	ob%	sf	sh	sb-att	po	a	e	fld%
2 Payton, Mark	.571	9-9	35	7	20	1	3	1	8	30	.857	7	0	1	2	.643	0	1	1-2	19	1	0	1.000
8 Marlow, Brooks	.286	9-9	35	6	10	0	0	0	4	10	.286	6	0	4	0	.381	1	1	1-2	18	37	1	.982
14 Johnson, Ben	.231	9-9	26	7	6	1	2	0	3	11	.423	7	1	4	0	.389	2	0	1-1	18	0	0	1.000
33 Montalbano, Jeremy	.226	9-9	31	2	7	3	0	0	3	10	.323	1	0	2	0	.250	0	4	0-0	26	2	0	1.000
50 Gurwitz, Zane	.222	8-8	27	4	6	0	0	1	4	9	.333	2	0	5	0	.276	0	0	0-0	8	0	1	.889
42 Clemens, Kacy	.219	9-9	32	2	7	1	0	0	0	8	.250	6	0	7	0	.342	0	1	0-0	94	3	1	.990
9 Hinojosa, C.J	.212	9-9	33	3	7	1	0	0	5	8	.242	3	0	2	1	.263	2	3	1-2	15	29	0	1.000
5 McGuire, Andy	.143	9-9	28	4	4	0	0	0	5	4	.143	5	2	6	0	.306	1	1	0-1	8	18	2	.929
1 Barrera, Tres	.118	9-9	34	3	4	0	0	0	0	4	.118	1	1	6	2	.167	0	0	0-0	22	2	0	1.000

12 Felts, Jacob	.500	2-0	2	0	1	0	0	0	1	1	.500	0	0	0	1	.500	0	0	0-0	1	0	0	1.000
4 Shaw, Collin	.000	5-1	4	2	0	0	0	0	0	0	.000	2	0	2	0	.333	0	0	1-1	1	0	0	1.000
7 Hall, Weston	.000	2-0	0	0	0	0	0	0	0	0	.000	0	0	0	0	.000	0	0	0-0	1	0	0	1.000
11 Silver, Alex	.000	1-0	0	1	0	0	0	0	0	0	.000	1	0	0	0	1.000	0	0	0-0	3	0	0	1.000
48 Marlow, Ty	.000	1-0	0	0	0	0	0	0	0	0	.000	0	0	0	0	.000	0	0	0-0	0	0	0	.000
35 Carter, Madison	.000	2-0	0	1	0	0	0	0	0	0	.000	0	0	0	0	.000	0	1	0-0	0	0	0	.000
Totals	.251	9	287	42	72	7	5	2	33	95	.331	41	4	39	6	.346	6	12	5-9	237	115	7	.981
Opponents	.255	9	290	29	74	13	1	1	21	92	.317	34	6	48	9	.344	1	11	3-5	237	102	10	.971

LOB - Team (71), Opp (76). DPs turned - Team (10), Opp (6). Picked off - Hinojosa 1, Payton 1.

(All games Sorted by Earned run avg)

Player	era	w-l	app	gs	cg	sho	sv	ip	h	r	er	bb	so	2b	3b	hr	b/avg	wp	hp	bk	sfa	sha
36 Thornhill, Nathan	0.61	3-0	4	1	0	0/1	0	14.2	10	1	1	8	7	1	0	0	.204	0	0	0	0	1
24 French, Parker	0.82	1-1	2	2	0	0/0	0	11.0	8	7	1	4	12	1	0	0	.200	1	2	0	1	3
32 Peters, Dillon	1.29	0-0	2	2	0	0/0	0	14.0	12	3	2	3	3	1	0	0	.235	0	0	0	0	1
34 Schiraldi, Lukas	6.00	1-1	2	2	0	0/0	0	9.0	9	6	6	6	3	1	1	0	.281	1	0	0	0	3

27 Duke, Travis	0.00	0-0	5	0	0	0/1	0	5.0	4	0	0	0	3	1	0	0	.222	0	2	1	0	1
28 Goins, Blake	0.00	0-0	4	1	0	0/1	0	4.1	3	0	0	3	2	0	0	0	.200	0	2	0	0	0
43 Curtiss, John	0.00	0-0	1	1	0	0/0	0	2.0	1	0	0	1	2	0	0	0	.167	0	0	0	0	0
29 Malmin, Jon	0.00	0-0	1	0	0	0/1	0	1.1	1	0	0	2	0	0	0	0	.167	1	0	0	0	0
31 Hollingsworth, Chad	3.00	0-0	4	0	0	0/1	0	3.0	3	1	1	0	2	1	0	0	.273	0	0	0	0	0
41 Cooper, Morgan	4.15	0-0	4	0	0	0/1	0	4.1	5	2	2	2	3	2	0	0	.294	0	0	1	0	1
38 Culbreth, Ty	6.23	0-0	4	0	0	0/0	0	4.1	5	3	3	2	5	1	0	1	.294	0	0	0	0	0
30 Sawyer, Josh	7.71	1-0	4	0	0	0/1	0	4.2	9	4	4	2	6	2	0	0	.409	1	0	0	0	0
15 Peters, Justin	13.50	0-1	2	0	0	0/0	0	1.1	4	2	2	1	0	2	0	0	.667	0	0	0	0	1
Totals	2.51	6-3	9	9	0	2/2	0	79.0	74	29	22	34	48	13	1	1	.255	4	6	2	1	11
Opponents	3.76	3-6	9	9	0	1/1	0	79.0	72	42	33	41	39	7	5	2	.251	8	4	4	6	12

PB - Team (0), Opp (2). Pickoffs - Team (0), Opp (2). SBA/ATT - Barrera (3-5), Sawyer (2-3), Curtiss (1-2).

2014 Texas Longhorns Baseball
Miscellaneous Stats for Texas Longhorns (as of Feb 27, 2014)
(All games)

Multiple Hit Games	2	3	4	5+	Total
2 Payton, Mark	4	2	1	-	7
50 Gurwitz, Zane	3	-	-	-	3
8 Marlow, Brooks	2	-	-	-	2
9 Hinojosa, C.J	2	-	-	-	2
33 Montalbano, Jerem	2	-	-	-	2
42 Clemens, Kacy	-	1	-	-	1
TEAM	13	3	1	0	17

Multiple RBI Games	2	3	4	5+	Total
2 Payton, Mark	2	1	-	-	3
5 McGuire, Andy	2	-	-	-	2
33 Montalbano, Jerem	1	-	-	-	1
50 Gurwitz, Zane	-	1	-	-	1
9 Hinojosa, C.J	-	1	-	-	1
TEAM	5	3	0	0	8

Hitting Streaks	Longest	Current
2 Payton, Mark	9	9
8 Marlow, Brooks	6	6
14 Johnson, Ben	4	-
33 Montalbano, Jerem	4	-
9 Hinojosa, C.J	3	-
5 McGuire, Andy	2	-
42 Clemens, Kacy	2	-
12 Felts, Jacob	1	1
1 Barrera, Tres	1	-
50 Gurwitz, Zane	1	-

Reached Base Streaks	Longest	Current
8 Marlow, Brooks	9	9
42 Clemens, Kacy	9	9
2 Payton, Mark	9	9
14 Johnson, Ben	8	8
33 Montalbano, Jerem	4	-
9 Hinojosa, C.J	4	-
1 Barrera, Tres	3	2
5 McGuire, Andy	2	2
50 Gurwitz, Zane	2	2
4 Shaw, Collin	1	-
11 Silver, Alex	1	1
12 Felts, Jacob	1	1

2014 Texas Longhorns Baseball
Games Summary for Texas Longhorns (as of Feb 27, 2014)
(All games)

Score by innings	1	2	3	4	5	6	7	8	9	EX	Total
Texas Longhorns	4	6	3	1	8	7	4	4	4	1	42
Opponents	1	5	4	0	5	5	2	7	0	0	29

Record when ...

Overall	6-3	After 6 leading	5-0
Conference	0-0 trailing	1-2
Non-Conference	6-3 tied	0-1
Home games	4-1	After 7 leading	5-0
Away games	2-2 trailing	1-2
Neutral site	0-0 tied	0-1
Day games	2-2	After 8 leading	3-0
Night games	4-1 trailing	1-2
vs Left starter	3-1 tied	1-0
vs Right starter	3-2		
1-Run games	2-1	Hit 0 home runs	4-3
2-Run games	0-0	... 1 home run	2-0
5+Run games	3-2	... 2+ home runs	0-0
Extra innings	1-0		
Shutouts	2-1	Opponent 0 home runs	6-2
	 1 home run	0-1
Scoring 0-2 runs	1-2 2+ HRs	0-0
..... 3-5 runs	2-1		
..... 6-9 runs	2-0	Made 0 errors	5-1
..... 10+ runs	1-0 1 error	1-1
	 2+ errors	0-1
Opponent 0-2 runs	4-1		
..... 3-5 runs	2-0	Opp. made 0 errors	3-2
..... 6-9 runs	0-1 1 error	1-0
..... 10+ runs	0-1 2+ errors	2-1
Scored in 1st inning	3-0	Out-hit opponent	3-1
Opp. scored in 1st	1-0	Out-hit by opponent	2-2
Scores first	3-1	Hits are tied	1-0
Opp. scores first	3-2		

Record when team scores:

Runs	0	1	2	3	4	5	6	7	8	9	10+
W-L	0-1	0-1	1-0	0-0	1-0	1-1	1-0	0-0	0-0	1-0	1-0

Record when opponent scores:

Runs	0	1	2	3	4	5	6	7	8	9	10+
W-L	2-0	1-0	1-1	2-0	0-0	0-0	0-0	0-1	0-0	0-0	0-1

Record when leading after:

Inn.	1	2	3	4	5	6	7	8
W-L	2-0	3-1	3-0	4-0	4-0	5-0	5-0	3-0

Record when trailing after:

Inn.	1	2	3	4	5	6	7	8
W-L	0-0	1-1	1-2	1-2	1-2	1-2	1-2	1-2

Record when tied after:

Inn.	1	2	3	4	5	6	7	8
W-L	4-3	2-1	2-1	1-1	1-1	0-1	0-1	1-0

Current winning streak: 1
Longest winning streak: 5
Longest losing streak: 2

Home attendance : 28909 (5 dates avg = 5781)
Away attendance : 3800 (4 dates avg = 950)
Total attendance: 32709 (9 dates avg = 3634)

2014 Texas Longhorns Baseball
Game Results for Texas Longhorns (as of Feb 27, 2014)
(All games)

Date	Opponent		Score	Inns	Overall	Big 12	Pitcher of record	Attend	Time
Feb 14, 2014	at California	L	0-7	9	0-1-0	0-0-0	French (L 0-1)	825	3:02
Feb 15, 2014	at California-1	L	1-2	9	0-2-0	0-0-0	J. Peters (L 0-1)	831	2:26
Feb 15, 2014	at California-2	w	6-2	9	1-2-0	0-0-0	Schiraldi (W 1-0)	913	2:54
Feb 16, 2014	at California	w	5-0	9	2-2-0	0-0-0	Thornhill (W 1-0)	1231	2:25
Feb 18, 2014	TEXAS A&M - CC	w	10-0	8	3-2-0	0-0-0	Sawyer (W 1-0)	4901	2:33
Feb 21, 2014	STANFORD	w	9-3	9	4-2-0	0-0-0	French (W 1-1)	5929	2:53
Feb 22, 2014	STANFORD	w	4-3	9	5-2-0	0-0-0	Thornhill (W 2-0)	7044	2:43
Feb 23, 2014	STANFORD	L	5-11	8	5-3-0	0-0-0	Schiraldi (L 1-1)	6437	3:20
Feb 25, 2014	UTPA	w	2-1	(11)	6-3-0	0-0-0	Thornhill (W 3-0)	4598	3:33

() extra inning game

2014 Texas Longhorns Baseball
Team Game-by-Game for Texas Longhorns (as of Feb 27, 2014)
Batting (All games)

Date	Opponent	ab	r	h	rbi	2b	3b	hr	tb	bb	ibb	sb	cs	hbp	sac	sf	gdp	k	po	a	e	lob	avg
Feb 14	at California	33	0	8	0	1	0	0	9	1	0	0	0	0	1	0	1	5	24	12	5	8	.242
Feb 15	at California	32	1	9	1	1	0	0	10	1	0	0	0	0	2	1	1	9	24	12	1	8	.262
Feb 15	at California	32	6	6	5	0	0	1	9	6	0	1	0	0	2	0	0	2	27	10	0	7	.237
Feb 16	at California	32	5	8	5	0	1	1	13	4	0	0	0	0	1	1	1	3	27	17	0	6	.240
Feb 18	TEXAS A&M - CC	33	10	11	5	1	1	0	14	1	0	2	2	3	1	1	0	6	24	10	1	6	.259
Feb 21	STANFORD	34	9	13	9	3	1	0	18	4	0	0	0	0	2	1	1	7	27	10	0	8	.281
Feb 22	STANFORD	30	4	6	2	0	1	0	8	7	0	1	1	0	1	0	0	2	27	15	0	8	.270
Feb 23	STANFORD	30	5	7	4	1	1	0	10	9	0	1	0	0	0	1	2	1	24	13	0	11	.266
Feb 25	UTPA	31	2	4	2	0	0	0	4	8	0	0	1	1	2	1	0	4	33	16	0	9	.251
Totals		287	42	72	33	7	5	2	95	41	0	5	4	4	12	6	6	39	237	115	7	71	.251

2014 Texas Longhorns Baseball
Team Game-by-Game for Texas Longhorns (as of Feb 27, 2014)
Pitching (All games)

Date	Opponent	ip	h	r	er	bb	so	2b	3b	hr	wp	bk	hbp	dp	ibb	score	w-l	sv	era
Feb 14	at California	8.0	10	7	1	3	6	2	0	0	1	0	2	1	0	0-7	0-1	0	1.12
Feb 15	at California	8.0	7	2	1	2	1	1	0	0	0	0	0	1	0	1-2	0-2	0	1.12
Feb 15	at California	9.0	6	2	2	5	6	1	0	0	0	0	0	1	0	6-2	1-2	0	1.44
Feb 16	at California	9.0	4	0	0	3	3	0	0	0	0	0	0	1	0	5-0	2-2	0	1.06
Feb 18	TEXAS A&M - CC	8.0	7	0	0	4	6	1	0	0	2	0	1	1	0	10-0	3-2	0	0.86
Feb 21	STANFORD	9.0	9	3	3	2	11	1	0	0	0	1	1	0	0	9-3	4-2	0	1.24
Feb 22	STANFORD	9.0	10	3	3	2	3	2	0	0	0	0	0	2	0	4-3	5-2	0	1.50
Feb 23	STANFORD	8.0	11	11	11	8	6	3	1	1	1	1	2	2	0	5-11	5-3	0	2.78
Feb 25	UTPA	11.0	10	1	1	5	6	2	0	0	0	0	0	1	0	2-1	6-3	0	2.51
Totals		79.0	74	29	22	34	48	13	1	1	4	2	6	10	0	42-29	6-3	0	2.51

2014 Texas Longhorns Baseball
Season Game Highs for Texas Longhorns (as of Feb 27, 2014)
(All games)

TEAM GAME HIGHS

Batting

At bats:	34	-	vs Stanford (Feb 21, 2014)
Runs scored:	10	-	vs Texas A&M - CC (Feb 18, 2014)
Hits:	13	-	vs Stanford (Feb 21, 2014)
RBI's:	9	-	vs Stanford (Feb 21, 2014)
Doubles:	3	-	vs Stanford (Feb 21, 2014)
Triples:	1	-	(5 times)
Home runs:	1	-	at California (Feb 15, 2014)
	1	-	at California (Feb 16, 2014)
Total bases:	18	-	vs Stanford (Feb 21, 2014)
Walks:	9	-	vs Stanford (Feb 23, 2014)
Strikeouts:	9	-	at California (Feb 15, 2014)
Sac hits:	2	-	(4 times)
Sac flies:	1	-	(6 times)
Stolen bases:	2	-	vs Texas A&M - CC (Feb 18, 2014)
Hit by pitch:	3	-	vs Texas A&M - CC (Feb 18, 2014)
Caught stealing:	2	-	vs Texas A&M - CC (Feb 18, 2014)
Runners LOB:	11	-	vs Stanford (Feb 23, 2014)
Hit into DP:	2	-	vs Stanford (Feb 23, 2014)

Fielding

Putouts:	33	-	vs UTPA (Feb 25, 2014)
Assists:	17	-	at California (Feb 16, 2014)
Errors:	5	-	at California (Feb 14, 2014)
DPs turned:	2	-	vs Stanford (Feb 22, 2014)
	2	-	vs Stanford (Feb 23, 2014)

Pitching

Innings pitched:	11.0	-	vs UTPA (Feb 25, 2014)
Runs allowed:	11	-	vs Stanford (Feb 23, 2014)
Earned runs:	11	-	vs Stanford (Feb 23, 2014)
Walks allowed:	8	-	vs Stanford (Feb 23, 2014)
Strikeouts:	11	-	vs Stanford (Feb 21, 2014)
Hits allowed:	11	-	vs Stanford (Feb 23, 2014)
Doubles allowed:	3	-	vs Stanford (Feb 23, 2014)
Triples allowed:	1	-	vs Stanford (Feb 23, 2014)
Homers allowed:	1	-	vs Stanford (Feb 23, 2014)
Wild pitches:	2	-	vs Texas A&M - CC (Feb 18, 2014)
Hit batters:	2	-	at California (Feb 14, 2014)
	2	-	vs Stanford (Feb 23, 2014)

2014 Texas Longhorns Baseball
Season Game Highs for Texas Longhorns (as of Feb 27, 2014)
(All games)

INDIVIDUAL GAME HIGHS

Batting

At bats:	5	-	(7 times)
Runs scored:	2	-	(7 times)
Hits:	4	-	Payton, Mark vs Stanford (Feb 21, 2014)
RBI:	3	-	Hinojosa, C.J vs Texas A&M - CC (Feb 18, 2014)
	3	-	Payton, Mark vs Stanford (Feb 21, 2014)
	3	-	Gurwitz, Zane vs Stanford (Feb 23, 2014)
Doubles:	2	-	Montalbano, Jeremy vs Stanford (Feb 21, 2014)
Triples:	1	-	(5 times)
Home runs:	1	-	Payton, Mark at California (Feb 15, 2014)
	1	-	Gurwitz, Zane at California (Feb 16, 2014)
Total bases:	6	-	Payton, Mark vs Stanford (Feb 21, 2014)
Walks:	3	-	Payton, Mark vs Stanford (Feb 23, 2014)
Strikeouts:	3	-	Clemens, Kacy vs Stanford (Feb 21, 2014)
Sac hits:	2	-	Hinojosa, C.J vs Stanford (Feb 21, 2014)
Sac flies:	1	-	(6 times)
Stolen bases:	1	-	(5 times)
Hit by pitch:	1	-	(4 times)
Caught stealing:	1	-	(4 times)
Runners LOB:	6	-	Clemens, Kacy vs Stanford (Feb 23, 2014)

Fielding

Putouts:	16	-	Clemens, Kacy at California (Feb 16, 2014)
Assists:	7	-	Marlow, Brooks at California (Feb 16, 2014)
Errors:	2	-	French, Parker at California (Feb 14, 2014)

Pitching

Innings pitched:	8.0	-	Thornhill, Nathan at California (Feb 16, 2014)
Runs allowed:	6	-	French, Parker at California (Feb 14, 2014)
Earned runs:	5	-	Schiraldi, Lukas vs Stanford (Feb 23, 2014)
Walks allowed:	4	-	Schiraldi, Lukas vs Stanford (Feb 23, 2014)
	4	-	Thornhill, Nathan vs UTPA (Feb 25, 2014)
Strikeouts:	8	-	French, Parker vs Stanford (Feb 21, 2014)
Hits allowed:	7	-	Peters, Dillon vs Stanford (Feb 22, 2014)
Doubles allowed:	1	-	(13 times)
Triples allowed:	1	-	Schiraldi, Lukas vs Stanford (Feb 23, 2014)
Homers allowed:	1	-	Culbreth, Ty vs Stanford (Feb 23, 2014)
Wild pitches:	1	-	(4 times)
Hit batters:	2	-	Duke, Travis vs Stanford (Feb 23, 2014)

Individual Career History

Barrera, Tres

Year	avg	gp-gs	ab	r	h	2b	3b	hr	rbi	tb	slg%	bb	hbp	so	gdp	ob%	sf	sh	sb-att	po	a	e	fld%
2014	.118	9-9	34	3	4	0	0	0	0	4	.118	1	1	6	2	.167	0	0	0-0	22	2	0	1.000
TOTAL	.118	9-9	34	3	4	0	0	0	0	4	.118	1	1	6	2	.167	0	0	0-0	22	2	0	1.000

Carter, Madison

Year	avg	gp-gs	ab	r	h	2b	3b	hr	rbi	tb	slg%	bb	hbp	so	gdp	ob%	sf	sh	sb-att	po	a	e	fld%
2013	.194	26-22	72	6	14	2	1	0	4	18	.250	8	2	11	3	.293	0	3	2-4	60	49	5	.956
2014	.000	2-0	0	1	0	0	0	0	0	0	.000	0	0	0	0	.000	0	1	0-0	0	0	0	.000
TOTAL	.194	28-22	72	7	14	2	1	0	4	18	.250	8	2	11	3	.293	0	4	2-4	60	49	5	.956

Clemens, Kacy

Year	avg	gp-gs	ab	r	h	2b	3b	hr	rbi	tb	slg%	bb	hbp	so	gdp	ob%	sf	sh	sb-att	po	a	e	fld%
2014	.219	9-9	32	2	7	1	0	0	0	8	.250	6	0	7	0	.342	0	1	0-0	94	3	1	.990
TOTAL	.219	9-9	32	2	7	1	0	0	0	8	.250	6	0	7	0	.342	0	1	0-0	94	3	1	.990

Cooper, Morgan

Year	avg	gp-gs	ab	r	h	2b	3b	hr	rbi	tb	slg%	bb	hbp	so	gdp	ob%	sf	sh	sb-att	po	a	e	fld%
2014	.000	0-0	0	0	0	0	0	0	0	0	.000	0	0	0	0	.000	0	0	0-0	1	1	0	1.000
TOTAL	.000	0-0	0	0	0	0	0	0	0	0	.000	0	0	0	0	.000	0	0	0-0	1	1	0	1.000

Year	era	w-l	app	gs	cq	sho	sv	ip	h	r	er	bb	so	2b	3b	hr	bf	bavg	wp	hbp	bk	sfa	sha
2014	4.15	0-0	4	0	0	0/1	0	4.1	5	2	2	2	3	2	0	0	20	.294	0	0	1	0	1
TOTAL	4.15	0-0	4	0	0	0/1	0	4.1	5	2	2	2	3	2	0	0	20	.294	0	0	1	0	1

Culbreth, Ty

Year	avg	gp-gs	ab	r	h	2b	3b	hr	rbi	tb	slg%	bb	hbp	so	gdp	ob%	sf	sh	sb-att	po	a	e	fld%
2013	.000	0-0	0	0	0	0	0	0	0	0	.000	0	0	0	0	.000	0	0	0-0	0	1	0	1.000
2014	.000	0-0	0	0	0	0	0	0	0	0	.000	0	0	0	0	.000	0	0	0-0	0	1	0	1.000
TOTAL	.000	0-0	0	0	0	0	0	0	0	0	.000	0	0	0	0	.000	0	0	0-0	0	2	0	1.000

Year	era	w-l	app	gs	cq	sho	sv	ip	h	r	er	bb	so	2b	3b	hr	bf	bavg	wp	hbp	bk	sfa	sha
2013	0.00	0-0	6	0	0	0/0	0	2.2	0	0	0	1	3	0	0	0	9	.000	0	1	0	0	0
2014	6.23	0-0	4	0	0	0/0	0	4.1	5	3	3	2	5	1	0	1	19	.294	0	0	0	0	0
TOTAL	3.86	0-0	10	0	0	0/0	0	7.0	5	3	3	3	8	1	0	1	28	.208	0	1	0	0	0

Curtiss, John

Year	avg	gp-gs	ab	r	h	2b	3b	hr	rbi	tb	slg%	bb	hbp	so	gdp	ob%	sf	sh	sb-att	po	a	e	fld%
2012	.000	0-0	0	0	0	0	0	0	0	0	.000	0	0	0	0	.000	0	0	0-0	2	9	0	1.000
TOTAL	.000	0-0	0	0	0	0	0	0	0	0	.000	0	0	0	0	.000	0	0	0-0	2	9	0	1.000

Year	era	w-l	app	gs	cq	sho	sv	ip	h	r	er	bb	so	2b	3b	hr	bf	bavg	wp	hbp	bk	sfa	sha
2012	3.50	2-3	28	4	0	0/2	2	64.1	55	26	25	25	48	4	2	2	268	.237	1	4	2	2	5
2014	0.00	0-0	1	1	0	0/0	0	2.0	1	0	0	1	2	0	0	0	7	.167	0	0	0	0	0
TOTAL	3.39	2-3	29	5	0	0/2	2	66.1	56	26	25	26	50	4	2	2	275	.235	1	4	2	2	5

Individual Career History

Duke, Travis

Year	avg	gp-gs	ab	r	h	2b	3b	hr	rbi	tb	slg%	bb	hbp	so	gdp	ob%	sf	sh	sb-att	po	a	e	fld%
2013	.000	0-0	0	0	0	0	0	0	0	0	.000	0	0	0	0	.000	0	0	0-0	6	9	0	1.000
2014	.000	0-0	0	0	0	0	0	0	0	0	.000	0	0	0	0	.000	0	0	0-0	0	2	0	1.000
TOTAL	.000	0-0	0	0	0	0	0	0	0	0	.000	0	0	0	0	.000	0	0	0-0	6	11	0	1.000

Year	era	w-l	app	gs	cg	sho	sv	ip	h	r	er	bb	so	2b	3b	hr	bf	bavg	wp	hbp	bk	sfa	sha
2013	1.53	4-1	27	0	0	0/4	0	35.1	27	16	6	13	25	4	0	0	151	.213	1	8	2	0	3
2014	0.00	0-0	5	0	0	0/1	0	5.0	4	0	0	0	3	1	0	0	21	.222	0	2	1	0	1
TOTAL	1.34	4-1	32	0	0	0/5	0	40.1	31	16	6	13	28	5	0	0	172	.214	1	10	3	0	4

Felts, Jacob

Year	avg	gp-gs	ab	r	h	2b	3b	hr	rbi	tb	slg%	bb	hbp	so	gdp	ob%	sf	sh	sb-att	po	a	e	fld%
2011	.215	63-59	186	22	40	3	0	1	20	46	.247	14	7	34	3	.293	1	12	5-6	458	51	7	.986
2012	.282	52-52	188	20	53	8	0	0	21	61	.324	11	8	21	4	.343	3	6	2-4	387	45	6	.986
2013	.272	47-42	147	12	40	5	0	1	15	48	.327	10	7	21	4	.348	0	5	3-4	235	32	5	.982
2014	.500	2-0	2	0	1	0	0	0	1	1	.500	0	0	0	1	.500	0	0	0-0	1	0	0	1.000
TOTAL	.256	164-153	523	54	134	16	0	2	57	156	.298	35	22	76	12	.327	4	23	10-14	1081	128	18	.985

French, Parker

Year	avg	gp-gs	ab	r	h	2b	3b	hr	rbi	tb	slg%	bb	hbp	so	gdp	ob%	sf	sh	sb-att	po	a	e	fld%
2012	.000	0-0	0	0	0	0	0	0	0	0	.000	0	0	0	0	.000	0	0	0-0	5	27	2	.941
2013	.000	0-0	0	0	0	0	0	0	0	0	.000	0	0	0	0	.000	0	0	0-0	8	19	0	1.000
2014	.000	0-0	0	0	0	0	0	0	0	0	.000	0	0	0	0	.000	0	0	0-0	0	4	2	.667
TOTAL	.000	0-0	0	0	0	0	0	0	0	0	.000	0	0	0	0	.000	0	0	0-0	13	50	4	.940

Year	era	w-l	app	gs	cg	sho	sv	ip	h	r	er	bb	so	2b	3b	hr	bf	bavg	wp	hbp	bk	sfa	sha
2012	2.84	6-2	21	9	0	0/3	2	66.2	58	32	21	19	30	10	4	3	288	.231	3	12	1	1	5
2013	2.68	4-5	13	13	0	0/1	0	77.1	69	26	23	24	46	9	2	1	329	.240	5	7	0	2	8
2014	0.82	1-1	2	2	0	0/0	0	11.0	8	7	1	4	12	1	0	0	50	.200	1	2	0	1	3
TOTAL	2.61	11-8	36	24	0	0/4	2	155.0	135	65	45	47	88	20	6	4	667	.233	9	21	1	4	16

Goins, Blake

Year	avg	gp-gs	ab	r	h	2b	3b	hr	rbi	tb	slg%	bb	hbp	so	gdp	ob%	sf	sh	sb-att	po	a	e	fld%
2014	.000	0-0	0	0	0	0	0	0	0	0	.000	0	0	0	0	.000	0	0	0-0	0	1	0	1.000
TOTAL	.000	0-0	0	0	0	0	0	0	0	0	.000	0	0	0	0	.000	0	0	0-0	0	1	0	1.000

Year	era	w-l	app	gs	cg	sho	sv	ip	h	r	er	bb	so	2b	3b	hr	bf	bavg	wp	hbp	bk	sfa	sha
2014	0.00	0-0	4	1	0	0/1	0	4.1	3	0	0	3	2	0	0	0	20	.200	0	2	0	0	0
TOTAL	0.00	0-0	4	1	0	0/1	0	4.1	3	0	0	3	2	0	0	0	20	.200	0	2	0	0	0

Gurwitz, Zane

Year	avg	gp-gs	ab	r	h	2b	3b	hr	rbi	tb	slg%	bb	hbp	so	gdp	ob%	sf	sh	sb-att	po	a	e	fld%
2014	.222	8-8	27	4	6	0	0	1	4	9	.333	2	0	5	0	.276	0	0	0-0	8	0	1	.889
TOTAL	.222	8-8	27	4	6	0	0	1	4	9	.333	2	0	5	0	.276	0	0	0-0	8	0	1	.889

Hall, Weston

Year	avg	gp-gs	ab	r	h	2b	3b	hr	rbi	tb	slg%	bb	hbp	so	gdp	ob%	sf	sh	sb-att	po	a	e	fld%
2013	.226	49-42	159	22	36	4	0	0	10	40	.252	17	3	43	2	.313	0	4	11-14	83	1	3	.966
2014	.000	2-0	0	0	0	0	0	0	0	0	.000	0	0	0	0	.000	0	0	0-0	1	0	0	1.000
TOTAL	.226	51-42	159	22	36	4	0	0	10	40	.252	17	3	43	2	.313	0	4	11-14	84	1	3	.966

Individual Career History

Hinojosa, C.J

Year	avg	gp-gs	ab	r	h	2b	3b	hr	rbi	tb	slg%	bb	hbp	so	gdp	ob%	sf	sh	sb-att	po	a	e	fld%
2013	.309	51-51	191	19	59	10	2	2	29	79	.414	18	1	26	2	.368	2	7	3-4	79	133	11	.951
2014	.212	9-9	33	3	7	1	0	0	5	8	.242	3	0	2	1	.263	2	3	1-2	15	29	0	1.000
TOTAL	.295	60-60	224	22	66	11	2	2	34	87	.388	21	1	28	3	.352	4	10	4-6	94	162	11	.959

Hollingsworth, Chad

Year	avg	gp-gs	ab	r	h	2b	3b	hr	rbi	tb	slg%	bb	hbp	so	gdp	ob%	sf	sh	sb-att	po	a	e	fld%
2013	.000	0-0	0	0	0	0	0	0	0	0	.000	0	0	0	0	.000	0	0	0-0	3	5	1	.889
TOTAL	.000	0-0	0	0	0	0	0	0	0	0	.000	0	0	0	0	.000	0	0	0-0	3	5	1	.889

Year	era	w-l	app	gs	cq	sho	sv	ip	h	r	er	bb	so	2b	3b	hr	bf	bavg	wp	hbp	bk	sfa	sha
2013	3.72	3-1	17	5	0	0/0	0	29.0	25	13	12	11	15	4	4	0	122	.236	4	2	0	1	2
2014	3.00	0-0	4	0	0	0/1	0	3.0	3	1	1	0	2	1	0	0	11	.273	0	0	0	0	0
TOTAL	3.66	3-1	21	5	0	0/1	0	32.0	28	14	13	11	17	5	4	0	133	.239	4	2	0	1	2

Johnson, Ben

Year	avg	gp-gs	ab	r	h	2b	3b	hr	rbi	tb	slg%	bb	hbp	so	gdp	ob%	sf	sh	sb-att	po	a	e	fld%
2013	.220	31-27	91	12	20	6	1	3	9	37	.407	12	1	28	0	.317	0	5	3-8	20	1	1	.955
2014	.231	9-9	26	7	6	1	2	0	3	11	.423	7	1	4	0	.389	2	0	1-1	18	0	0	1.000
TOTAL	.222	40-36	117	19	26	7	3	3	12	48	.410	19	2	32	0	.336	2	5	4-9	38	1	1	.975

Malmin, Jon

Year	avg	gp-gs	ab	r	h	2b	3b	hr	rbi	tb	slg%	bb	hbp	so	gdp	ob%	sf	sh	sb-att	po	a	e	fld%
------	-----	-------	----	---	---	----	----	----	-----	----	------	----	-----	----	-----	-----	----	----	--------	----	---	---	------

Year	era	w-l	app	gs	cq	sho	sv	ip	h	r	er	bb	so	2b	3b	hr	bf	bavg	wp	hbp	bk	sfa	sha
2014	0.00	0-0	1	0	0	0/1	0	1.1	1	0	0	2	0	0	0	0	8	.167	1	0	0	0	0
TOTAL	0.00	0-0	1	0	0	0/1	0	1.1	1	0	0	2	0	0	0	0	8	.167	1	0	0	0	0

Marlow, Brooks

Year	avg	gp-gs	ab	r	h	2b	3b	hr	rbi	tb	slg%	bb	hbp	so	gdp	ob%	sf	sh	sb-att	po	a	e	fld%
2012	.214	52-51	173	25	37	4	2	2	29	51	.295	26	4	37	1	.325	3	13	2-4	89	152	7	.972
2013	.250	47-44	160	18	40	10	2	1	11	57	.356	11	1	22	3	.302	0	6	1-1	68	138	6	.972
2014	.286	9-9	35	6	10	0	0	0	4	10	.286	6	0	4	0	.381	1	1	1-2	18	37	1	.982
TOTAL	.236	108-104	368	49	87	14	4	3	44	118	.321	43	5	63	4	.321	4	20	4-7	175	327	14	.973

Marlow, Ty

Year	avg	gp-gs	ab	r	h	2b	3b	hr	rbi	tb	slg%	bb	hbp	so	gdp	ob%	sf	sh	sb-att	po	a	e	fld%
2013	.215	18-18	65	8	14	2	0	2	14	22	.338	2	1	20	2	.239	3	2	0-0	149	14	2	.988
2014	.000	1-0	0	0	0	0	0	0	0	0	.000	0	0	0	0	.000	0	0	0-0	0	0	0	.000
TOTAL	.215	19-18	65	8	14	2	0	2	14	22	.338	2	1	20	2	.239	3	2	0-0	149	14	2	.988

Year	era	w-l	app	gs	cq	sho	sv	ip	h	r	er	bb	so	2b	3b	hr	bf	bavg	wp	hbp	bk	sfa	sha
2013	2.16	1-2	24	0	0	0/2	2	33.1	25	8	8	7	26	9	2	1	129	.214	0	0	1	3	2
TOTAL	2.16	1-2	24	0	0	0/2	2	33.1	25	8	8	7	26	9	2	1	129	.214	0	0	1	3	2

Individual Career History

McGuire, Andy

Year	avg	gp-gs	ab	r	h	2b	3b	hr	rbi	tb	slg%	bb	hbp	so	gdp	ob%	sf	sh	sb-att	po	a	e	fld%
2014	.143	9-9	28	4	4	0	0	0	5	4	.143	5	2	6	0	.306	1	1	0-1	8	18	2	.929
TOTAL	.143	9-9	28	4	4	0	0	0	5	4	.143	5	2	6	0	.306	1	1	0-1	8	18	2	.929

Montalbano, Jeremy

Year	avg	gp-gs	ab	r	h	2b	3b	hr	rbi	tb	slg%	bb	hbp	so	gdp	ob%	sf	sh	sb-att	po	a	e	fld%
2010	.316	21-2	19	4	6	1	1	0	7	9	.474	6	0	2	0	.480	0	0	0-0	4	0	0	1.000
2013	.247	25-22	77	5	19	2	0	2	16	27	.351	4	1	18	0	.286	2	0	0-0	79	4	0	1.000
2014	.226	9-9	31	2	7	3	0	0	3	10	.323	1	0	2	0	.250	0	4	0-0	26	2	0	1.000
TOTAL	.252	55-33	127	11	32	6	1	2	26	46	.362	11	1	22	0	.312	2	4	0-0	109	6	0	1.000

Payton, Mark

Year	avg	gp-gs	ab	r	h	2b	3b	hr	rbi	tb	slg%	bb	hbp	so	gdp	ob%	sf	sh	sb-att	po	a	e	fld%
2011	.263	65-65	240	37	63	11	2	0	25	78	.325	31	6	34	6	.353	6	19	6-10	86	0	3	.966
2012	.322	52-52	208	40	67	13	4	5	29	103	.495	32	3	27	0	.418	1	7	8-13	89	2	0	1.000
2013	.393	50-50	178	27	70	11	8	0	29	97	.545	28	4	23	3	.483	1	7	3-6	101	9	4	.965
2014	.571	9-9	35	7	20	1	3	1	8	30	.857	7	0	1	2	.643	0	1	1-2	19	1	0	1.000
TOTAL	.333	176-176	661	111	220	36	17	6	91	308	.466	98	13	85	11	.424	8	34	18-31	295	12	7	.978

Peters, Dillon

Year	avg	gp-gs	ab	r	h	2b	3b	hr	rbi	tb	slg%	bb	hbp	so	gdp	ob%	sf	sh	sb-att	po	a	e	fld%
2012	.000	0-0	0	0	0	0	0	0	0	0	.000	0	0	0	0	.000	0	0	0-0	5	6	2	.846
2013	.000	0-0	0	0	0	0	0	0	0	0	.000	0	0	0	0	.000	0	0	0-0	10	20	1	.968
2014	.000	0-0	0	0	0	0	0	0	0	0	.000	0	0	0	0	.000	0	0	0-0	2	3	0	1.000
TOTAL	.000	0-0	0	0	0	0	0	0	0	0	.000	0	0	0	0	.000	0	0	0-0	17	29	3	.939

Year	era	w-l	app	gs	cg	sho	sv	ip	h	r	er	bb	so	2b	3b	hr	bf	bavg	wp	hbp	bk	sfa	sha
2012	3.18	4-1	23	11	0	0/1	0	39.2	31	21	14	18	43	7	0	2	173	.207	3	2	3	0	3
2013	1.97	6-3	14	14	1	0/3	0	86.2	71	23	19	24	57	10	2	2	360	.223	4	10	0	2	5
2014	1.29	0-0	2	2	0	0/0	0	14.0	12	3	2	3	3	1	0	0	55	.235	0	0	0	0	1
TOTAL	2.24	10-4	39	27	1	0/4	0	140.1	114	47	35	45	103	18	2	4	588	.220	7	12	3	2	9

Peters, Justin

Year	avg	gp-gs	ab	r	h	2b	3b	hr	rbi	tb	slg%	bb	hbp	so	gdp	ob%	sf	sh	sb-att	po	a	e	fld%
2014	.000	0-0	0	0	0	0	0	0	0	0	.000	0	0	0	0	.000	0	0	0-0	0	1	0	1.000
TOTAL	.000	0-0	0	0	0	0	0	0	0	0	.000	0	0	0	0	.000	0	0	0-0	0	1	0	1.000

Year	era	w-l	app	gs	cg	sho	sv	ip	h	r	er	bb	so	2b	3b	hr	bf	bavg	wp	hbp	bk	sfa	sha
2012	13.50	0-0	2	0	0	0/0	0	2.0	6	3	3	0	4	0	0	2	12	.500	0	0	0	0	0
2014	13.50	0-1	2	0	0	0/0	0	1.1	4	2	2	1	0	2	0	0	8	.667	0	0	0	0	1
TOTAL	13.50	0-1	4	0	0	0/0	0	3.1	10	5	5	1	4	2	0	2	20	.556	0	0	0	0	1

Individual Career History

Sawyer, Josh

Year	avg	gp-gs	ab	r	h	2b	3b	hr	rbi	tb	slg%	bb	hbp	so	gdp	ob%	sf	sh	sb-att	po	a	e	fld%
2014	.000	0-0	0	0	0	0	0	0	0	0	.000	0	0	0	0	.000	0	0	0-0	0	2	0	1.000
TOTAL	.000	0-0	0	0	0	0	0	0	0	0	.000	0	0	0	0	.000	0	0	0-0	0	2	0	1.000

Year	era	w-l	app	gs	cq	sho	sv	ip	h	r	er	bb	so	2b	3b	hr	bf	bavg	wp	hbp	bk	sfa	sha
2014	7.71	1-0	4	0	0	0/1	0	4.2	9	4	4	2	6	2	0	0	24	.409	1	0	0	0	0
TOTAL	7.71	1-0	4	0	0	0/1	0	4.2	9	4	4	2	6	2	0	0	24	.409	1	0	0	0	0

Schiraldi, Lukas

Year	avg	gp-gs	ab	r	h	2b	3b	hr	rbi	tb	slg%	bb	hbp	so	gdp	ob%	sf	sh	sb-att	po	a	e	fld%
2014	.000	0-0	0	0	0	0	0	0	0	0	.000	0	0	0	0	.000	0	0	0-0	0	2	0	1.000
TOTAL	.000	0-0	0	0	0	0	0	0	0	0	.000	0	0	0	0	.000	0	0	0-0	0	2	0	1.000

Year	era	w-l	app	gs	cq	sho	sv	ip	h	r	er	bb	so	2b	3b	hr	bf	bavg	wp	hbp	bk	sfa	sha
2014	6.00	1-1	2	2	0	0/0	0	9.0	9	6	6	6	3	1	1	0	41	.281	1	0	0	0	3
TOTAL	6.00	1-1	2	2	0	0/0	0	9.0	9	6	6	6	3	1	1	0	41	.281	1	0	0	0	3

Shaw, Collin

Year	avg	gp-gs	ab	r	h	2b	3b	hr	rbi	tb	slg%	bb	hbp	so	gdp	ob%	sf	sh	sb-att	po	a	e	fld%
2012	.128	15-8	39	4	5	0	0	0	1	5	.128	5	0	14	0	.227	0	1	1-2	19	1	0	1.000
2013	.222	23-13	45	9	10	2	1	0	3	14	.311	8	1	11	0	.352	0	1	2-2	25	0	0	1.000
2014	.000	5-1	4	2	0	0	0	0	0	0	.000	2	0	2	0	.333	0	0	1-1	1	0	0	1.000
TOTAL	.170	43-22	88	15	15	2	1	0	4	19	.216	15	1	27	0	.298	0	2	4-5	45	1	0	1.000

Silver, Alex

Year	avg	gp-gs	ab	r	h	2b	3b	hr	rbi	tb	slg%	bb	hbp	so	gdp	ob%	sf	sh	sb-att	po	a	e	fld%
2011	.172	12-8	29	2	5	0	0	0	1	5	.172	2	1	4	1	.250	0	1	0-0	6	11	1	.944
2012	.267	45-43	165	24	44	10	1	0	19	56	.339	14	6	32	3	.342	2	4	0-0	399	21	3	.993
2013	.196	26-15	56	4	11	1	0	0	5	12	.214	12	2	13	0	.357	0	4	0-0	150	7	1	.994
2014	.000	1-0	0	1	0	0	0	0	0	0	.000	1	0	0	0	1.000	0	0	0-0	3	0	0	1.000
TOTAL	.240	84-66	250	31	60	11	1	0	25	73	.292	29	9	49	4	.338	2	9	0-0	558	39	5	.992

Stell, Taylor

Year	avg	gp-gs	ab	r	h	2b	3b	hr	rbi	tb	slg%	bb	hbp	so	gdp	ob%	sf	sh	sb-att	po	a	e	fld%
2012	.333	25-20	60	14	20	2	1	0	7	24	.400	7	8	19	1	.461	1	5	6-6	26	0	1	.963
2013	.181	32-23	83	13	15	3	0	0	5	18	.217	6	6	21	2	.281	1	4	11-12	41	0	0	1.000
TOTAL	.245	57-43	143	27	35	5	1	0	12	42	.294	13	14	40	3	.360	2	9	17-18	67	0	1	.985

Individual Career History

Thornhill, Nathan

Year	avg	gp-gs	ab	r	h	2b	3b	hr	rbi	tb	slg%	bb	hbp	so	gdp	ob%	sf	sh	sb-att	po	a	e	fld%
2011	.000	0-0	0	0	0	0	0	0	0	0	.000	0	0	0	0	.000	0	0	0-0	2	11	0	1.000
2012	.000	0-0	0	0	0	0	0	0	0	0	.000	0	0	0	0	.000	0	0	0-0	3	19	0	1.000
2013	.000	0-0	0	0	0	0	0	0	0	0	.000	0	0	0	0	.000	0	0	0-0	3	14	2	.895
2014	.000	0-0	0	0	0	0	0	0	0	0	.000	0	0	0	0	.000	0	0	0-0	0	6	0	1.000
TOTAL	.000	0-0	0	0	0	0	0	0	0	0	.000	0	0	0	0	.000	0	0	0-0	8	50	2	.967

Year	era	w-l	app	gs	cq	sho	sv	ip	h	r	er	bb	so	2b	3b	hr	bf	bavg	wp	hbp	bk	sfa	sha
2011	1.89	3-0	22	2	0	0/4	0	38.0	30	8	8	6	38	5	1	1	151	.211	2	0	0	1	2
2012	3.87	4-5	18	11	0	0/2	0	83.2	81	46	36	25	64	13	2	5	358	.255	6	4	0	4	7
2013	2.21	3-6	14	13	2	1/2	0	85.1	74	35	21	15	60	12	0	1	351	.234	5	8	0	1	11
2014	0.61	3-0	4	1	0	0/1	0	14.2	10	1	1	8	7	1	0	0	58	.204	0	0	0	0	1
TOTAL	2.68	13-11	58	27	2	1/9	0	221.2	195	90	66	54	169	31	3	7	918	.236	13	12	0	6	21



TEXAS BASEBALL

2014 TV/Radio Roster



1
TRES BARRERA
Fr. • C/1B • 6-0/211
Eagle Pass, Texas



2
MARK PAYTON
Sr. • OF • 5-8/190
Chicago, Ill.



4
COLLIN SHAW
Jr. • OF • 6-0/199
Austin, Texas



5
ANDY MCGUIRE
Fr. • IF • 6-1/200
Oakton, Va.



6
CONNOR MACALLA
Fr. • IF • 6-2/170
Houston, Texas



7
WESTON HALL
Sr. • OF • 6-0/202
Cedar Park, Texas



8
BROOKS MARLOW
Jr. • IF • 5-8/184
Giddings, Texas




9
C.J. HINOJOSA
So. • IF • 5-11/179
Spring, Texas



11
ALEX SILVER
Sr. • IF • 6-1/205
Houston, Texas



12
JACOB FELTS
Sr. • C • 6-0/200
Orange, Texas



14
BEN JOHNSON
So. • OF • 6-1/191
Austin, Texas



15
JUSTIN PETERS
Jr. • RHP • 6-4/185
Deer Park, Texas



17
BRET BOSWELL
Fr. • IF • 5-11/177
Rockwall, Texas



24
PARKER FRENCH
Jr. • RHP • 6-2/218
Dripping Springs, Texas




27
TRAVIS DUKE
So. • LHP • 6-3/210
Pearland, Texas



28
BLAKE GOINS
Fr. • RHP • 5-11/205
Pearland, Texas



29
JON MALMIN
Fr. • LHP • 6-0/180
Troy, Texas



30
JOSH SAWYER
Fr. • LHP • 6-2/190
San Angelo, Texas



31
CHAD HOLLINGSWORTH
So. • RHP • 6-2/210
Waco, Texas



32
DILLON PETERS
Jr. • LHP • 5-11/212
Indianapolis, Ind.



33
JEREMY MONTALBANO
So. • C • 6-1/201
Katy, Texas



34
LUKAS SCHIRALDI
Jr. • RHP • 6-4/205
Austin, Texas




35
MADISON CARTER
Sr. • IF • 5-10/179
Sherman, Texas




36
NATHAN THORNHILL
Sr. • RHP • 6-0/182
Cedar Park, Texas



38
TY CULBRETH
So. • LHP • 5-10/181
Bryan, Texas



39
JAMES SWAN
Fr. • RHP • 6-5/180
Orange, Texas



40
TAYLOR STELL
Jr. • IF/OF • 6-4/202
Dallas, Texas




41
MORGAN COOPER
Fr. • RHP • 6-5/211
Jarrell, Texas



42
KACY CLEMENS
Fr. • IF/RHP • 6-1/203
Houston, Texas



43
JOHN CURTISS
So. • RHP • 6-4/210
Southlake, Texas



45
GRANT MARTIN
Jr. • C • 5-9/167
Burnet, Texas



46
JAMES BARTON
So. • C • 5-10/184
Austin, Texas




47
BEN KENNEDY
Fr. • C/OF • 5-10/195
College Station, Texas



48
TY MARLOW
Sr. • IF/RHP • 5-10/189
Giddings, Texas



50
ZANE GURWITZ
Fr. • IF/OF • 5-8/175
San Antonio, Texas



16
AUGIE GARRIDO
Head Coach
18th year/46th overall



44
SKIP JOHNSON
Assistant Coach
8th Year/22nd overall



10
TOMMY NICHOLSON
Assistant Coach
2nd Year/6th overall



55
RYAN RUSS
Volunteer Assistant Coach
3rd Year/3rd overall