



2023-24 TARLETON STATE TEXANS MEN'S BASKETBALL

GAME 25 | AT UT ARLINGTON
THURSDAY, FEBRUARY 15, 2024
TIPOFF 7 P.M. CST | COLLEGE PARK CENTER IN ARLINGTON, TX

NCAA DIVISION I // MEMBER OF THE WESTERN ATHLETIC CONFERENCE (WAC) // #TEXANNATION

2023-24 SCHEDULE

DATE	OPPONENT	TIME/RESULT
OCT. 30	# HOWARD PAYNE	W, 105-42
NOV. 6	at RV Virginia	L, 50-80
NOV. 9	at FIU	W, 82-65
NOV. 11	UNT DALLAS	W, 93-52
NOV. 14	^ at Bradley	L, 63-86
NOV. 20	^ vs Austin Peay	W, 66-59
NOV. 22	^ vs CSU Bakersfield	W, 59-40
NOV. 29	* at Stephen F. Austin	W, 68-66
DEC. 2	* UTRGV	W, 77-75
DEC. 5	HARDIN-SIMMONS	W, 92-56
DEC. 12	STERLING COLLEGE	W, 85-47
DEC. 18	JACKSONVILLE STATE	L, 62-65
DEC. 21	at #8 Tennessee	L, 45-64
DEC. 29	at Loyola Marymount	W, 79-66
JAN. 4	* UT ARLINGTON	W, 78-76
JAN. 11	* at California Baptist	L, 63-77
JAN. 13	* at RV Grand Canyon	L, 48-74
JAN. 18	* ABILENE CHRISTIAN	W, 79-71
JAN. 20	* at UTRGV	W, 77-73
JAN. 25	* SOUTHERN UTAH	L, 70-73
JAN. 27	* UTAH TECH	W, 86-68
FEB. 1	* at Abilene Christian	W, 76-73 (OT)
FEB. 3	* STEPHEN F. AUSTIN	W, 75-64
FEB. 8	* at Utah Valley	W, 72-61
FEB. 10	* at Seattle U	W, 82-77
FEB. 15	* at UT Arlington	7 P.M.
FEB. 22	* RV GRAND CANYON	7 P.M.
FEB. 24	* CALIFORNIA BAPTIST	4 P.M.
FEB. 29	* at Utah Tech	8 P.M.
MAR. 2	at Southern Utah	7:30 P.M.
MAR. 7	UTAH VALLEY	7 P.M.
MAR. 9	SEATTLE U	4 P.M.

MAR. 13-16 WAC TOURNAMENT (ORLEANS ARENA)

- EXHIBITION GAME ^ - SOCIAL CHALLENGE
ALL TIMES CENTRAL (CT) | GAME TIMES SUBJECT TO CHANGE
HOME GAMES IN PURPLE

2023-24 Category Leaders

Stat	UT Arlington	Tarleton State
PPG	Phillip Russell (13.8) Chauncey Gibson (12.0)	Jakorie Smith (15.5) Lue Williams (13.9)
RPG	Shemar Wilson (8.5) Dajuan Gordon (8.3)	KiAndre Gaddy (7.0) Emmanuel Innocenti (6.6)
APG	Russell (3.7) Gibson (3.0)	Innocenti (2.9) Devon Barnes (2.2)
BPG	Wilson (2.1) Aaron Cash (0.5)	Gaddy (1.6) Traivar Jackson (0.57)
SPG	Gordon (1.6) Russell (1.3)	Smith (1.8) Innocenti (1.6)
3PTM	Kade Douglas (34) Makaih Williams (33)	Smith (47) Barnes (36)
FTM	Wilson (87/122) Gordon (75/99)	Barnes (65/75) Williams (63/85)

FOLLOW THE ACTION

WATCH: ESPN+ ()

LISTEN: Kyle Crews KTRL 90.5

TWITTER: @TarletonMBB

INSTAGRAM: @tarletonmbb

MAIN TWITTER/IG: @TarletonSports/@tarletonsports

WEBSITE: WWW.TARLETONSPORTS.COM



UT ARLINGTON
MAVERICKS

2023-24 RECORD: 12-12 (.500)
WAC RECORD: 7-6 (.538)
HEAD COACH: KT Turner (1st season)
COACH CAREER RECORD: 12-12 (.500)
NEXT GAME: 2/17 at UTRGV



TARLETON STATE
TEXANS

2023-24 RECORD: 17-7 (.698)
WAC RECORD: 10-3 (.750)
ACTING HEAD COACH: Joseph Jones
TEXANS UNDER JONES: 15-5 (.800)
NEXT GAME: 2/22 vs. Grand Canyon

QUICK HITS

- The Purple and White enjoyed a perfect 2-0 week on the road at Utah valley on Seattle last week.
- With a win and Southern Utah loss, the Texans will clinch a spot in the WAC Tournament. The Texans rank second in the Resume System.
- Jakorie Smith exploded for 24 points in the first half to lead the Texans to a 82-77 defeat of Seattle U, their first victory against the Redhawks.
- A Texan has scored 20 or most in the last eight games, Lue Williams had three consecutive games during the span.
- The Texans trailed by 15 at the half to Utah Valley, but outscored the Wolverines, 49-23 in the second half to take the victory, 72-61.
- KiAndre Gaddy's has pulled down 94 offensive boards this season setting a new D1 era high and climbing the leaderboards to 12th most in a single season. He ranks ninth in the nation.
- Lue Williams became the third Texan this season to earn WAC Player of the Week on Feb. 5. Tarleton has the most different players to win the weekly award this season.
- The Texans have set a new program record with 10 WAC wins this season. Tarleton has tied its most overall wins in the D1 era at 17.
- KiAndre Gaddy and Jakorie Smith are the other two Texans to win the WAC Player of the Week award.
- Joseph Jones was named the acting head coach on Dec. 19. He had been filling in for coach Gillispie since Nov. 18 due to medical circumstances.
- The Texans will return home for a pair of games next week after the weekend bye. Tarleton will host GCU on Feb. 22 at 7 p.m. and California Baptist on Feb. 24 at 4 p.m.

ABOUT THE MATCHUP

- The Texans have won the last three meetings.
- The Mavericks split a pair of games last week. UTA opened with a 64-63 loss at California Baptist followed by clipping SFA, 71-63 in OT.
- Phillip Russell was allowed to start playing 12 games ago after the second-transfer decision. Since then, he leads the team with 13.8 PPG.
- Head Coach KT Turner is in his first season at the helm of the program.

LAST GAME'S STARTERS



LUE
WILLIAMS

POS: GUARD
CLASS: SENIOR
HOME: ATMORE, AL
YEARS AT TARLETON: 2



KIANDRE
GADDY

POS: FORWARD
CLASS: SENIOR
HOME: DALLAS, TX
YEARS AT TARLETON: 2



JAKORIE
SMITH

POS: FORWARD
CLASS: SENIOR
HOME: UTICA, MS
YEARS AT TARLETON: 2



EMMANUEL
INNOCENTI

POS: FORWARD
CLASS: FRESHMAN
HOME: RANZANICO, IT
YEARS AT TARLETON: 1



DEVON
BARNES

POS: GUARD
CLASS: SOPHOMORE
HOME: HINESVILLE, GA
YEARS AT TARLETON: 1



23-24
Stats

73.6 (5 th)	PPG	72.0 (8 th)
72.7 (4 th)	OPP PPG	67.0 (2 nd)
+0.9 (6 nd)	SCOR. MG	+5.0 (4 th)
.424 (7 th)	FG %	.448 (3 rd)
.416 (4 th)	OPP FG%	.432 (6 th)
.339 (3 rd)	3-PT %	.328 (5 th)
.359 (10 th)	OPP 3-PT %	.340 (9 th)
15.5	FT/GM	13.1
.724 (5 th)	FT %	.744 (2 nd)
38.4 (2 nd)	REB/GM	34.4 (9 th)
34.7 (6 th)	OPP REB/G	34.5 (5 th)
+3.7 (5 th)	REB MG	-0.1 (6 th)
16.3 (10 th)	TO/GM	12.0 (2 nd)
13.8 (6 th)	OPP TO/GM	14.7 (4 th)
-2.5 (11 th)	TO MG	+2.7 (1 st)
0.94 (7 th)	AST:TO	1.09 (2 nd)
15.3 (1 st)	AST/GM	13.0 (4 th)
7.0 (7 th)	ST/GM	9.2 (1 st)
3.9 (4 th)	BL/GM	3.5 (6 th)

TEXANS VS. MAVERICKS

Series LeaderUTA 8-4
As D1 programsTSU 3-0
Texans in Arlington2-4
Last MeetingTSU 78-76 (1/4/24)
Last in Arlington...	TSU 69-64 (2/6/23)
Texans vs. Texas teams9-0
Texans on Feb. 15 since 19885-6
Texans on road Feb. 152-5

NUMERICAL ROSTER

No.	Name	Pos.	Ht.	Weight	Yr.	Hometown / Previous School
0	Izzy Miles	G	6-2	185	Fr.	Huntsville, AL / Grissom HS
1	Miles Lewis	G	6-0	160	Jr.	Sacramento, CA / Contra Costa
2	Traivar Jackson	F	6-6	210	Jr.	Anchorage, AK / Pima CC
3	Quinton Perkins II	G	6-0	173	Fr.	Rowlett, TX / Lake Highlands HS
4	Lue Williams	G	6-5	197	Sr.	Atmore, AL / Coastal Alabama CC
5	KiAndre Gaddy	F	6-6	215	Sr.	Dallas, TX / Walla Walla U
6	Jakorie Smith	F	6-6	215	Sr.	Utica, MS / East Mississippi CC
7	Kaya Mutambirwa	G	6-4	185	Fr.	Geneva, Switzerland / Real Madrid HS
8	Joseph Martinez	G	6-3	175	R-Fr.	EL Paso, TX / Cantuillo HS
9	Emmanuel Innocenti	F	6-5	198	Fr.	Ranzanico, Italy / ITC Piero Calamandrei
10	Adam Moussa	G	6-3	196	Sr.	Cairo, Egypt / Black Hills State
11	Bubu Benjamin	G	6-7	205	Fr.	Medicine Hat, Alberta, Canada / Edge School
12	Nasan Ayala	G	6-3	188	Jr.	Queens, NY / Pratt CC
13	Devon Barnes	G	6-0	171	So.	Hinesville, GA / Triton College
20	Kevin Paul Jr.	C	6-9	202	Fr.	Grand Prairie, TX / Opentent Academy
22	Jalen Thomas	G	6-1	185	Sr.	Amarillo, TX / Oklahoma Panhandle State
23	Dario Domingos	F	6-7	250	Jr.	Midland, TX / UT Arlington
26	Jayden Gordon	G	6-2	159	Fr.	San Antonio, TX / Harlan HS
40	Blake Brinkmeyer	F	6-8	225	Sr.	West Des Moines, IA / Kirkwood CC
76	Zaakir Sawyer	G	6-5	208	Jr.	Dallas, TX / Trinity Valley CC
77	Adil Lalji	F	6-8	198	Jr.	Seattle, WA / Seattle Pacific

BREAKDOWN

Returning letter winners	6	Texas.....	8
Returners lost	14	Alabama	2
Newcomers	13	Alaska.....	1
		California.....	1
Freshman.....	7	Georgia	1
Red-Shirt Freshman	1	Iowa	1
Sophomore.....	1	Mississippi	1
Junior.....	6	New York	1
Senior.....	6	Washington	1
Division 1 experience.....	6	United States.....	17
Junior College experience	8	Canada.....	1
Division 2 experience.....	3	Egypt.....	1
NAIA experience	3	Switzerland.....	1
		Italy	1

STAFF

Name	Position	Years at Tarleton	Alma Mater (Year)
Billy Gillispie	Head Coach	4th	Texas State (1983)
Joseph Jones	Assistant Coach (Acting HC)	3rd	Texas A&M (2008)
Damon Archibald	Assistant Coach	1st	Boise State (1997)
Luke Adams	Assistant Coach	1st	Texas Tech (2015)
Randy Pulley	Assistant Coach	1st	Talladega College (2010)
Lane Senn	Graduate Manager	3rd	Tarleton State (2022)
Heri Tshiyoyo	Graduate Manager	1st	

PRONUNCIATIONS

Name	Pronunciation
Izzy Miles	Izzy Miles
Miles Lewis.....	Miles Lewis
Traivar Jackson	Tray-var Jackson
Quinton Perkins II.....	Quinton Perkins the second
Lue Williams	Lue Williams
KiAndre Gaddy	Key-ON-dre Gad-ee
Jakorie Smith	Juh-COREY Smith
Kaya Mutambirwa	Kai-ya Moo-tum-beer-wa
Joseph Martinez.....	Joseph Martinez
Emmanuel innocent	E-man-u-al Innocent-ee
Adam Moussa	Adam Moo-sah
Bubu Benjamin.....	Boo-Boo Benjamin
Nasan Ayala.....	Nase-ON Eye-ALL-uh
Devon Barnes.....	Devin Barnes
Kevin Paul Jr.	Kevin Paul Jr.
Jalen Thomas.....	Jalen Thomas
Dario Domingos	Darr-ee-o Domi-goes
Jayden Gordon	Jayden Gordon
Blake Brinkmeyer	Blake Brinkmeyer
Zaakir Sawyer	Zaw-keer Saw-yer
Adil Lalji.....	A-deal Lawl-gee

TSU QUICK FACTS

System Member	Texas A&M University System
Chancellor	John Sharp
Location	Stephenville, Texas
Founded	1899
Enrollment	16,230
Nickname	Texans
Colors	Purple & White
Affiliation	NCAA Division I
Conference	Western Athletic (WAC)
Venue	Wisdom Gym
Capacity	3,000
President	Dr. James Hurley
Vice President for Athletics	Lonn Reisman
First Season of Intercollegiate Competition	1906
First season of Texan Basketball.....	1962
First Season as NCAA Division II.....	1994
First Season as NCAA Division I.....	2020
All-Time Record as a Senior College	931-833 (.528)
All-Time Record as an NCAA Institution	615-281 (.686)
LSC (D2) Regular Season Championships.....	3 (last 2015)
LSC (D2) Division Championships.....	4 (last 2006)
LSC (D2) Tournament Championships (last).....	2 (2017)
NCAA Division II Regional Appearances.....	4 (last 2016)
NCAA Division II Playoffs Apps	14 (2002-06, 2008, 2010-17)

Assistant Athletic Communications Director (MBB)

Andrew Loewe

Alma Mater	Ohio Northern, 2022
Office Phone	(254) 968-9018
Cell Phone	(219) 742-5476
Email	aloewe@tarleton.edu

BY THE NUMBERS

PREVIOUS STARTERS

PLAYER	HT	WT	YR	HOMETOWN	PPG	RPG	OTHER
G #4 Lue Williams	6-5	197	SR	Atmore, Alabama	13.9	4.8	1.5 SPG, 1.3 APG 33.5 MPG
F #5 KiAndre Gaddy	6-6	215	SR	Dallas, Texas	11.8	7.0	54.2 FG%, 3.96 ORPG, 1.6 BPG
F #6 Jakorie Smith	6-6	215	SR	Utica, Mississippi	15.5	4.3	1.8 SPG, 1.8 APG 1.3 A:TO
F #9 Emmanuel Innocenti	6-5	198	FR	Ranzanico, Italy	6.7	6.6	2.9 APG, 1.6 SPG, 5.4 DRPG
G #13 Devon Barnes	6-0	171	SO	Hinesville, Georgia	11.0	1.6	2.2 APG, 1.9 A:TO, 1.3 SPG

OFF THE BENCH

PLAYER	HT	WT	YR	HOMETOWN	PPG	RPG	OTHER
G #0 Izzy Miles	6-2	185	FR	Huntsville, Alabama	3.1	0.8	9.7 MPG
G #1 Miles Lewis	6-0	160	JR	Sacramento, California	2.1	0.8	1.2 APG, 8.7 MPG, 1.7 A:TO
F #2 Traivar Jackson	6-6	210	JR	Anchorage, Alaska	2.8	2.5	14.0 MPG, .57 BPG
G #3 Quinton Perkins II	6-0	173	FR	Rowlett, Texas	--	--	--
G #7 Kaya Mutambirwa	6-4	185	FR	Geneva, Switzerland	--	--	--
G #8 Joseph Martinez	6-3	175	R-FR	El Paso, Texas	--	--	--
G #10 Adam Moussa	6-3	195	SR	Cairo, Egypt	2.5	0.9	1.8 APG, 1.8 A:TO. 13.7 MPG
G #11 Bubu Benjamin	6-7	205	FR	Medicine Hat, AB, Canada	2.7	1.7	11.8 MPG
G #12 Nasan Ayala	6-3	188	JR	Queens, New York	1.8	1.3	6.4 MPG, 1.0 A:TO
C #20 Kevin Paul Jr.	6-9	202	FR	Grand Prairie, Texas	--	--	--
G #22 Jalen Thomas	6-0	185	SR	Amarillo, Texas	1.8	0.9	1.14 SPG, 6.3 MPG
F #23 Dario Domingos	6-7	250	JR	Midland, Texas	3.1	1.9	7.0 MPG
G #26 Jayden Gordon	6-2	159	FR	San Antonio, Texas	--	--	--
F #40 Blake Brinkmeyer	6-8	225	SR	West Des Moines, Iowa	0.0	4.0	1.0 SPG, 10.3 MPG
G #76 Zaakir Sawyer	6-5	208	JR	Dallas, Texas	4.0	1.0	4.3 MPG
F #77 Adil Lalji	6-8	198	JR	Seattle, Washington	--	--	--

SCORING

BY CLASS

Freshman (8 players).....	266 points
Sophomore (1 player).....	269 points
Junior (6 players).....	144 points
Senior (6 players).....	1,049 points

BY POSITION

Guard (13 players).....	806 points
Forward (7 players).....	922 points

23-24 INDIVIDUAL GAME-HIGHS

Points	34	Jakorie Smith	(11/9/23) at FIU
FGM	13	Lue Williams	(1/20/24 at UTRGV
3PTM	6	Jakorie Smith	(11/9/23) at FIU
FTM	9	Devon Barnes	(1/25/24) vs. Southern Utah
Rebounds	14	KiAndre Gaddy	(11/9/23) at FIU
Assists	8	Emmanuel Innocenti	(12/29/23) at LMU
Steals	6	Jakorie Smith	(11/9/23) at FIU
Blocks	7	KiAndre Gaddy	(12/2/23) vs. UTRGV



23-24 TEAM LEADERS

SCORING '23-24 TAR CAREER

Lue Williams	7	16
Jakorie Smith	7	13
KiAndre Gaddy	3	4
Devon Barnes	6	6
Bubu Benjamin	1	1
Emmanuel Innocenti	1	1

REBOUNDING '22-23 TAR CAREER

KiAndre Gaddy	9	12
Emmanuel Innocenti	10	10
Jakorie Smith	3	8
Lue Williams	2	4
Izzy Miles	1	1
Lue Williams	1	1
Bubu Benjamin	1	1
Traivar Jackson	1	1

ASSISTS '22-23 TAR CAREER

Jakorie Smith	5	12
Emmanuel Innocenti	10	10
Devon Barnes	8	8
Adam Moussa	6	6
Lue Williams	3	3
Miles Lewis	3	3
Bubu Benjamin	2	2
KiAndre Gaddy	1	2
Izzy Miles	2	2
Jalen Thomas	1	1

STEALS '22-23 TAR CAREER

Jakorie Smith	10	18
Emmanuel Innocenti	7	7
Lue Williams	5	5
Devon Barnes	4	4
KiAndre Gaddy	2	3
Jalen Thomas	1	1
Traivar Jackson	1	1

BLOCKS '22-23 TAR CAREER

KiAndre Gaddy	18	28
Jakorie Smith	7	11
Traivar Jackson	5	5
Lue Williams	4	9
Emmanuel Innocenti	3	3
Adam Moussa	3	3
Devon Barnes	2	2
Bubu Benjamin	1	1
Miles Lewis	1	1

10-POINT GAMES '22-23 TAR CAREER

Lue Williams	18	38
Jakorie Smith	17	31
KiAndre Gaddy	16	20
Devon Barnes	16	16
Bubu Benjamin	2	2
Izzy Miles	2	2
Emmanuel Innocenti	4	4
Dario Domingos	2	2

10-REBOUND GAMES '22-23 TAR CAREER

KiAndre Gaddy	6	7
Lue Williams	1	1
Emmanuel Innocenti	3	3

DOUBLE-DOUBLES '22-23 TAR CAREER

KiAndre Gaddy	5	5
Lue Williams	1	1
Emmanuel Innocenti	1	1

LOOK WHO'S HOT



6 JAKORIE SMITH

Smith erupted for 24 points in the first half at Seattle U on Saturday. He drained five triples in the first half alone. Smith finished the night with 26 points, while adding four boards, two steals, two assists and shooting five-for-six from the charity stripe.



5 KIANDRE GADDY

After being pulled out in the first three minutes at Utah Valley after drawing two quick fouls, Gaddy posted 10 points and six boards. He broke off on a 7-0 spurt of his own to bring the Texans within one, 43-42. His 92 offensive boards ranks 15th in program history in a season.



4 LUE WILLIAMS

Williams earned WAC Player of the Week after averaging 26 points per game last week. He opened this week with 21 at Utah Valley. He has led the team in the scoring the last three game each with 20 points or more. First Texan to accomplish the feat this season.

NUMBERS TO KNOW

3.96

KIANDRE GADDY'S OFFENSIVE BOARDS PER GAME

KiAndre Gaddy leads the WAC in offensive boards per game and would seventh in the nation if Tarleton players were eligible for NCAA statistical rankings. Gaddy has gathered 95 offensive boards. He owns the Texan D1 record with two games of nine offensive boards. Gaddy also has the most offensive boards by a Texan in a WAC game (six), twice this season.

30-0

TEXANS RECORD WHEN SHOOTING 50 PERCENT OR BETTER

Tarleton State has not lost in its Division I era when the team shoots 50 percent or better from the floor. The squad is 7-0 this season when shooting the mark. Tarleton has shot greater than 60 percent in two games, both of which were victories.

22

CONSECUTIVE GAMES WITH THE SAME LINEUP

After turning trio of different lineups in the first three games, the Texans have used the same lineup as the third game for 22 times this season, touting a 16-6 record. Coach Jones has used the same lineup in all 20 games at the helm of the Texans. Lue Williams and Jakorie Smith have started every game this season. Gaddy, Innocenti and Barnes have started all but one this season. Benjamin and Moussa have been responsible for the other two starts this year.



TEXAN STREAKS AND TRENDS

OVERALL

	Div 1 Era	2023-24
Home.....	36-12	8-2
Away.....	17-36	7-5
Neutral.....	5-3	2-0
Leading at Half.....	50-10	13-1
Trailing at Half.....	5-36	3-6
Tied at Half.....	3-5	1-0
Overtime.....	2-2	1-0

BY MONTH

November.....	11-11	5-2
December.....	13-10	4-2
January.....	15-17	4-3
February.....	16-9	4-0
March.....	3-4	0-0

BY DAYS

Sunday.....	1-5	0-0
Monday.....	3-6	1-2
Tuesday.....	8-5	2-1
Wednesday.....	8-4	2-0
Thursday.....	13-9	5-3
Friday.....	6-5	1-0
Saturday.....	19-17	6-1

FIELD GOAL

Shooting 0-29%.....	0-1	0-0
Shooting 30-39%.....	5-23	1-4
Shooting 40-49%.....	23-27	9-3
Shooting 50-59%.....	28-0	7-0
Shooting over 60%.....	2-0	0-0

THREE-POINT FIELD GOAL

Shooting 0-29%.....	15-34	7-6
Shooting 30-39%.....	16-11	4-1
Shooting 40-49%.....	14-2	2-0
Shooting over 50%.....	13-4	4-0

FREE THROW

Shooting 0-49.9%.....	1-2	0-0
Shooting 50-59.9%.....	8-7	2-1
Shooting 60-69.9%.....	11-7	2-0
Shooting 70-79.9%.....	24-18	11-4
Shooting 80-89.9%.....	11-13	1-1
Shooting over 90%.....	3-4	1-1

REBOUNDING

More than opponent.....	35-7	9-2
Less than opponent.....	21-42	7-5
Same as opponent.....	2-2	1-0

TURNOVERS

Fewer than opponent.....	51-38	14-4
More than opponent.....	5-12	2-3
Same as opponent.....	2-1	1-0

GAMES DECIDED BY

5 points or less.....	13-13	6-2
6-10 points.....	12-11	2-0
11-15 points.....	9-11	3-1
16-24 points.....	11-10	3-2
25 points or more.....	13-6	3-2

THE LAST TIME TARLETON...

SCORING

Won by 25+ points.....	38 vs. Sterling (12/12/23, W 85-47)
Lost by 25+ points.....	26 at GCU (1/13/24, L 48-74)
Won by 16-24 points.....	18 vs. Utah Tech (1/27/24, W 86-68)
Lost by 16-24 points.....	19 at #8 Tennessee (12/21/23, L 65-46)
Won an overtime game.....	2/1/24 Abilene Christian (W 76-73 (OT))
Lost an overtime game.....	3/19/23 vs. Radford (L 72-20 OT)
Scored 100+ points.....	110 vs. SW Assemblies of God (2/28/23, W 110-45)
Gave up 100 points.....	103 vs. UC-Colorado Springs (11/11/17, L 103-100)
Scored less than 45 points.....	34 at Midwestern State (1/12/13, L 50-34)
Held an opponent under 45 points.....	40 vs. CSU-Bakersfield (11/22/23, W 59-40)
Made 40 field goals.....	47 vs. SW Assemblies of God (2/28/23, W 110-45)
Allowed 30 made field goals.....	30 at California Baptist (1/11/43, L 63-77)
Made 10 3-point shots.....	11 at Seattle U (2/10/24, W 82-77)
Allowed 10 made 3-point shots.....	17 at Bradley (11/14/23, L 86-63)
Made 25 free throws.....	30 at UTRGV (2/25/23, L 99-95 OT)
Allowed 25 made free throws.....	28 at UTRGV (2/25/23, L 99-95 OT)

IN THE PAINT

Recorded 50+ rebounds ...	50 vs. SW Assemblies of God (2/28/23, W 110-45)
Recorded 40-49 rebounds.....	41 at Abilene Christian (2/1/24, W 76-73 (OT))
Gave up 50+ rebounds.....	54 at Arizona State (11/7/22, L 62-59)
Gave up less than 25 rebounds.....	18 vs. Grand Canyon (1/28/23, W 81-62)
Had a +20 rebounding margin.....	+22 at FIU (11/9/23, W 82-65)
Had a -15 rebounding margin.....	-19 at Grand Canyon (1/13/24, L 48-74)
Blocked 10+ shots.....	12 at Eastern New Mexico (3/7/19, W 87-85)
Blocked 5+ shots.....	5 vs. Abilene Christian (1/18/24, W 79-71)

BALL CONTROL

Recorded 25+ assists.....	25 vs. SW Assemblies of God (2/28/23, W 110-45)
Allowed 20+ assists.....	22 at Bradley (11/14/23, L 86-63)
Recorded 20+ steals.....	27 vs. SW Assemblies of God (2/28/23, W 110-45)
Recorded 10-19 steals.....	16 vs. SFA (2/5/24, W 75-64)
Forced 40+ turnovers.....	41 vs. SW Adventist, W 97-26)
Forced 30-39 turnovers.....	37 vs. SW Assemblies of God (2/28/23, W 110-45)
Forced 20-29 turnovers.....	22 vs. Utah Tech (1/27/24, W 86-68)
Committed 25+ turnovers.....	26 at FIU (11/9/23, W 82-65)
Committed 20-25 turnovers.....	23 at Abilene Christian (3/5/22, L 56-61)
Committed 5-or-fewer turnovers.....	4 at California Baptist (1/21/23, L 48-77)



WAC STANDINGS

SCHOOL	WAC	CPCT.	OVR.	PCT.
Grand Canyon	12-1	.923	22-2	.917
Tarleton State	10-3	.769	17-7	.708
California Baptist	7-5	.583	14-9	.609
Seattle U	7-5	.583	14-10	.583
Stephen F. Austin	7-6	.538	14-10	.583
UT Arlington	7-6	.538	12-12	.500
Utah Tech	6-7	.462	10-14	.417
Utah Valley	5-8	.385	10-14	.417
Southern Utah	4-9	.308	9-14	.375
Abilene Christian	3-9	.250	8-14	.348
UTRGV	2-10	.167	6-17	.261

AROUND THE WAC

THURSDAY, FEBRUARY 15

Abilene Christian at UTRGV	6:30 p.m.
Tarleton State at UT Arlington	7 p.m.
Seattle U at Southern Utah	7:30 p.m.
Utah Tech at Grand Canyon	8 p.m.
Utah Valley at California Baptist	9 p.m.
Bye: Stephen F. Austin	

SATURDAY, FEBRUARY 17

Abilene Christian at Stephen F. Austin	2 p.m.
UT Arlington at UTRGV	6:30 p.m.
California Baptist at Grand Canyon	7 p.m.
Utah Valley at Southern Utah	7:30 p.m.
Seattle U at Utah Tech	8 p.m.
Bye: Tarleton State	

All times Central.

AP Top 25

RANK	SCHOOL (VOTES)	REC.	PTS	PR
1	UConn (45)	22-2	1509	1
2	Purdue (16)	22-2	1480	2
3	Houston	21-3	1386	5
4	Marquette	18-5	1273	7
5	Arizona	19-5	1241	8
6	Kansas	19-5	1227	4
7	North Carolina	19-5	1216	3
8	Tennessee	17-6	1033	6
9	Duke	18-5	1025	9
10	Iowa State	18-5	969	14
11	South Carolina	21-3	921	15
12	Baylor	17-6	811	13
13	Auburn	19-5	799	12
14	Illinois	17-6	728	10
15	Alabama	17-7	618	16
16	Dayton	19-4	425	18
17	Creighton	17-7	410	19
18	Saint Mary's	20-6	296	NR
19	BYU	17-6	294	21
20	Wisconsin	16-8	249	11
21	Virginia	19-5	218	NR
22	Kentucky	16-7	217	17
23	Indiana State	22-3	209	NR
24	Florida Atlantic	19-5	206	20
25	Oklahoma	18-6	178	NR

OTHERS RECEIVING VOTES:

Utah St. 160, Colorado St. 145, Texas Tech 111, San Diego St. 84, Washington St 82, Clemson 57, Nevada 57, Gonzaga 50, New Mexico 27, Florida 19, Michigan St. 17, Texas A&M 16, Grand Canyon 13, Mississippi 12, TCU 10, Texas 9, Memphis 8, South Florida 7, Northwestern 2, UNC Wilmington 1.

WAC PRESEASON POLL

Rank	Team (1st-Place Votes)	Points
1.	Grand Canyon (9)	99
2.	Stephen F. Austin (2)	87
3.	Seattle U	86
4.	Utah Valley	61
5.	Abilene Christian	60
6.	Tarleton State	49
7.	California Baptist	47
8.	UT Arlington	43
9.	Southern Utah	26
	UTRGV	26
11.	Utah Tech	21

WAC PRESEASON AWARDS

WAC Preseason Awards

2023-24 WAC Preseason Player of the Year:

Ray Harrison, Jr., G, Grand Canyon

2023-24 Preseason All-WAC Team

Ray Harrison, Jr., G, Grand Canyon
 Gabe McGlothlin, R-Sr., F, Grand Canyon
 Cameron Tyson, R-Sr., G, Seattle U
 Sadaidriene Hall, Jr., F, Stephen F. Austin
 Drake Allen, Jr., G, Utah Valley

WAC RESUME SEEDING SYSTEM

Rk	Team	W	L	CW	CL	WACpts
1	Grand Canyon	22	2	12	1	7.96
2	Tarleton St.	17	7	10	3	2.26
3	Seattle U	14	10	7	6	0.24
4	Stephen F. Austin	14	10	7	6	-0.72
5	UT Arlington	12	12	7	6	-0.76
6	California Baptist	14	9	7	5	-1.31
7	Utah Valley	10	14	5	8	-2.64
8	Utah Tech	10	14	6	7	-3.64
9	Southern Utah	9	15	4	9	-4.67
10	Abilene Christian	8	15	3	9	-4.92
11	UT Rio Grande Valley	6	17	2	10	-7.42

22-23 WAC STANDINGS

School	CONF	CPCT.	OVR	PCT
Seattle U	14-4	0.778	23-9	0.719
Stephen F. Austin	14-4	0.778	22-10	0.688
NM State	13-4	0.765	27-7	0.794
Sam Houston	13-5	0.722	19-14	0.576
Grand Canyon	12-5	0.706	23-8	0.742
Abilene Christian	11-7	0.611	25-11	0.694
Utah Valley	10-8	0.556	20-12	0.625
Tarleton	9-9	0.500	17-17	0.500
California Baptist	7-11	0.389	18-16	0.529
Dixie St.	6-12	0.333	13-18	0.419
UTRGV	3-15	0.167	8-23	0.258
Chicago State	3-15	0.167	7-25	0.219
Lamar	0-16	0.000	2-27	0.069

WAC QUICK FACTS

Commissioner	Brian Thornton (2021)
Founded	July 27, 1962
Headquarters	Arlington, TX
Full-Members	11
2023 Tournament Champion	Grand Canyon
2023 NCAA Tournament Result	L, 82-70 (3) Gonzaga
NCAA Tournament Overall Record	67-110
NCAA Tournament Current Members Record	1-12
NCAA Tournament Sweet 16 appearances	6
NCAA Tournament Elite 8 appearances	1
2023 Player of the Year	Qua Grant (Sam Houston)
WAC matchups against Power 5 in 2023-24	15 (1-14)

WAC Weekly Awards

Player of the Week

Week 1: DaJuan Gordon, Grad, G, UT Arlington (11/13)
 Week 2: Shemar Wilson, Sr., F, UT Arlington (11/20)
 Week 3: **Jakorie Smith, Sr., F, Tarleton State (11/27)**
 Week 4: Tyon Grant-Foster, Sr., G, Grand Canyon (12/4)
 Week 5: Gabe McGlothlin, R-Sr., F, Grand Canyon (12/11)
 Week 6: Gabe McGlothlin, R-Sr., F, Grand Canyon (12/18)
 Week 7: Cameron Tyson, R-Sr., G, Seattle U (12/26)
 Week 8: **KiAndre Gaddy, Sr., F, Tarleton State (1/2)**
 Week 9: Gabe McGlothlin, R-Sr., F, Grand Canyon (1/9)
 Week 10: Tyon Grant-Foster, Sr., G, Grand Canyon (1/16)
 Week 11: Dominique Daniels Jr., Jr., G, California Baptist (1/22)
 Week 12: Dominique Ford, Jr., G, Southern Utah (1/29)
 Week 13: **Lue Williams, Sr., G, Tarleton State (2/5)**
 Week 14: Jaylen Searles, Jr., F, Utah Tech (2/12)

Newcomer of the Week

Week 1: Dominique Daniels Jr., Jr., G, California Baptist (11/13)
 Week 2: Tyon Grant-Foster, Sr., G, Grand Canyon (11/20)
 Week 3: Tyon Grant-Foster, Sr., G, Grand Canyon (11/27)
 Week 4: Tyon Grant-Foster, Sr., G, Grand Canyon (12/4)
 Week 5: Caleb Stone-Carrawell, R-Sr., F, Utah Valley (12/11)
 Week 6: Phillip Russell, Jr., G, UT Arlington (12/18)
 Week 7: Duke Brennan, So., F, Grand Canyon (12/26)
 Week 8: Elijah Elliott, Jr., G, UTRGV (1/2)
 Week 9: Tyon Grant-Foster, Sr., G, Grand Canyon (1/9)
 Week 10: Tyon Grant-Foster, Sr., G, Grand Canyon (1/16)
 Week 11: Dominique Daniels Jr., Jr., G, California Baptist (1/22)
 Week 12: Dominique Daniels Jr., Jr., G, California Baptist (1/29)
 Week 13: Phillip Russell, Jr., G, UT Arlington (2/5)
 Week 14: Jaylen Searles, Jr., F, Utah Tech (2/12)

2024 WAC TOURNAMENT

- The 2024 WAC Tournament will be held March 13-16 at the Orleans Arena.
- The top eight teams will advance to Las Vegas, keeping three teams out of the tournament.
- The tournament is once again sponsored by Hercules Tire.



TEAM STORYLINES

CLINCHING THURSDAY?

- With a win over UT Arlington on Thursday paired with a Southern Utah home loss to Seattle, the Texans will clinch a bid in this season's WAC Tournament in Las Vegas.
- The top eight teams are decided by the conference standings, then the teams are seeded based on the WAC Resume Seeding System.
- Currently, the Texans' 10-3 conference record is second in the league and the squad ranks second in the Resume Seeding.

NEW PROGRAM RECORD WAC WINS IN A SEASON

- With the win on Saturday, the Texans broke the program record with 10 WAC wins.
- Entering this season, the record was nine wins two seasons again in the 2021-22 campaign.
- The most wins Tarleton has had in any conference play was 15 in the 2011-12 season in the Lone Star Conference.
- The Texans can tie for the second most conference wins at 13 which occurred three times in the LSC most recently in the 2019-20 season.

TIES D1 ERA RECORD WINS IN A SEASON

- Saturday's win also notched the 17th overall win this season, tying the most in Texan history in the D1 era.
- The Texans have never finished a D1 season over .500, which the Purple and White clinched in Thursday's win over Utah Valley.
- Tarleton is in search of just three more wins in order to reach its 20th winning season in program history.

THREE-FOR-THREE AGAINST THE MAVERICKS

- The Texans have not lost to UT Arlington since both schools became D1.
- In the last three meetings between the two programs, the Purple and White has taken the cake each time.
- Last season, TSU swept UTA, 70-63 and 69-64.
- Earlier this season, the Purple and White
- The two teams did not play in the 2020-21 or 2021-22 seasons.

TRIO OF SEASON SWEEPS

- The Texans have played three WAC teams twice this season, all resulting in wins.
- Tarleton knocked off UTRGV and Abilene Christian on the road in tight contests to earn their first two sweeps of the season.
- Last Saturday, TSU rolled SFA, 75-64 in Wisdom to go three-for-three on potential sweeps this year.

FIVE-GAME WINNING STREAK

- The Texans are on their longest WAC winning streak of the program history of five games spanning from Jan. 27 to Feb. 10.
- During the span, the Texans are shooting .467 from the floor.
- Tarleton is shooting an impressive 80.1 percent from the free throw line during the streak.
- The Texans are averaging 78.2 points per game and are outscoring their opponents by 9.6.
- **Lue Williams** scored 20-plus in three of the five wins.

SEVEN ROAD WINS LOOKING FOR EIGHT

- The Texans are one of 33 teams in the nation to have seven or more true road victories this season.
- Two schools have nine wins, 13 schools have eight wins and 18 have seven wins.
- 16 conferences have no representation on the list including the Power Six along with AAC, A10, Mountain West and CUSA among others.
- Grand Canyon and the Texans each have seven wins overall. The Lopes are 6-1 in conference play on the road and TSU is 5-2.

3-POINT SHOOTING AMONG THE BEST IN NATION LAST WEEK

- Last week, the Texans shot 57.1 percent, the second highest among all team in the nation, and the most among all teams in the country that played two games.
- Tarleton set a D1 era, Texan WAC, and season record shooting .611 from deep (11-for-18) on Saturday at Seattle U.
- The Texans also set the WAC record among all teams this season with the .611 performance. Tarleton's single game performance is tied for the 33rd best in the nation this season.

HOT THREE-POINT SHOOTING

- The Purple and White have found their groove from three-point landing shooting .566 from behind the arc in their last three games, 30-for-53.
- The .566 mark is the best among all teams in the conference in the past three games.
- The Texans are 36-for-70 dating back to their last four game, 51.4 percent.

TEXANS PERFECT 9-0 AGAINST TEXAS SCHOOLS

- The Texans have dominated competition against teams from the state of Texas.
- Tarleton is currently 9-0 against Texas-based teams.
- TSU swept the season series against ACU and SFA last week.
- With a win over UTA, the Texans would end a perfect 10-0 against Texas programs this season.

6TH LONGEST ACTIVE STARTING 5 STREAK

- Tarleton has been consistent with their starting lineup, featuring the same five starters for the last 20 games this season. Currently it is tied for the fifth active longest streak in the country.
- The Texans are one of 25 schools in the country to use three or less starting lineups this season.
- Wisconsin, Liberty and UC San Diego are the only three schools to have started the same five every game this season.

TEAM AMONG THE TOP OF THE WAC

- After seven weeks of conference games, the Texans are 2nd in the WAC Resume System, two points ahead of third ranked Seattle U.
- The Texans rank in the top three in seven different statistical categories.
- Tarleton leads the WAC with 9.3 steals per game, the 18th best mark in the nation and a +2.7 turnover margin which would rank in the top 50 in the nation.
- The Texans are second in fewest points allowed (67.0) and 1.09 Assists to Turnover Ratio and free throw percentage (.744).
- Tarleton is third in fewest turnovers per game (12.0), field goal percentage (.448).
- The Texans are fourth in the WAC and are tied for 38th in the nation forcing 14.7 TO per game.

TEXAN BASKETBALL BY THE NUMBERS

62

Season of
Tarleton Men's
Basketball as
Sr. College

931

Total Texan
Basketball Wins

58

Wins as a
Division I
Institution

3

Number of 2023
NCAA Tournament
opponents this
season

34

Texans most
individual points
in D1 Era

4

Exhibition wins
in the Gillispie era

191

Coach Gillispie
total NCAA wins

6

2022-23
Academic All-WAC
Selections

4

Conference
Player of the Year
Selections

19

20-Win
Seasons



RANKING AMONG THE LEAGUE'S BEST

- The Texans have five players ranking in the top 10 of statistical categories among the WAC.
- KiAndre Gaddy** ranks in the top seven in four categories. He leads the WAC with 95 offensive boards and in per game (3.96). His five double-doubles is tied for third, he ranks fifth in blocks (1.6) and sixth in total rebounds (7.0) and field goal percentage (.425). He is also second with 2.08 blocks per game in WAC contests.
- Jakorie Smith** ranks in the top ten of the league in four categories. He is third in steals (1.8), fourth in three-pointers made (47), sixth in field goal percentage (.426) and seventh in scoring (15.5). He is second in conference games with 2.0 steals.
- Emmanuel Innocenti** is sixth in defensive boards per game (5.4), eighth in steals (1.6), tied for ninth in assists (2.9) and tied ninth in rebounds (6.6).
- Lue Williams** is third in field goal percentage (.459), fifth in minutes (33.5), ninth in steals (1.5).
- Devon Barnes is second in the league shooting .867 from the free throw line.

GADDY SETS TEXAN D1 SINGLE SEASON OFF BOARD RECORD

- KiAndre Gaddy has been making a living on the offensive glass, totaling an outstanding 90 offensive rebounds this season.
- His 95 is a new Texan D1 era single season record with nine more games to play.
- Montre Gipson held the record coming into the season with 53 in the 2021-22 campaign.
- The Texan offensive rebound single season program record is 143 set by Danny Jones in 2001. Gaddy ranks 12th all time in program history.
- He leads the WAC in total offensive rebounds and his 4.09 per game mark would rank seventh in the NCAA if Tarleton players were eligible to be included.

STEVE URYASZ NAMED NEXT TARLETON AD

- On Feb. 8 Steve Uryasz (Ur-ee-us) was named the new WP for Intercollegiate Athletics by Tarleton State University.
- In nearly 40 years of experience at Power Five schools, he has made stops at Nebraska, Oklahoma State, Texas Tech and most recently West Virginia.
- With the Mountaineers, he served as the Executive Deputy AD and COO.

LEGENDARY REISMAN SET TO RETIRE

- Tarleton State Athletic Director, Lonn Reisman announced that he will be retiring in the spring of 2024.
- Lonn Reisman is Tarleton's all-time wins leader with 654 victories after 30 years as the head men's basketball coach.
- Reisman will conclude his 31-year tenure as AD as Tarleton finishes its reclassification process in July.

ACTING HEAD COACH JOSEPH JONES

- On Dec. 19, Tarleton State announced that Joseph Jones would be named acting head coach after he filled in for coach Gillispie for seven games.
- On Nov. 19, Tarleton State announced that **Billy Gillispie** will not be with the team at the SoCal Challenge due to medical circumstances.
- On Nov. 28, Tarleton State released that coach Gillispie will be away from the team indefinitely due to medical circumstances.

THRIVE IN WHITE

- Tarleton will wear white for third true road game in program history.
- This season the Texans are 2-0 when wearing white away from Wisdom. TSU knocked off ACU on its Purple Out and Utah Valley on its Black Out.
- UT Arlington will be hosting a "Black Out" game on Thursday night.

TEXANS SLEEP WELL IN SEATTLE WITH VICTORY

- Tarleton won their first game in the state of Washington with a 82-77 victory over the Redhawks on Saturday.
- Jakorie Smith** stole the show posting 24 of his 26 in the first half on five triples.
- For the second time in the D1 era and this season, all five of the Texans starting five scored in double figures.
- Tarleton was feelin' it from three-point range setting a new D1 era, WAC and season record shooting .611 from deep against the Redhawks.

TEXANS ERASE 15-POINT DEFICIT VS. UVU

- The Texans trailed 38-23 at the break, but erased the 15-point halftime deficit in a 26-point swing to take a 72-61 victory.
- Lue Williams** led the team in scoring for the third straight game as well as posting 20-plus for the third consecutive game with 21.
- Tarleton shot 53.3 from long-range, marking the fifth time this season the Texans shot 40 percent or better, all resulting in wins.
- Emmanuel Innocenti** posted a game-high 10 boards all coming on the defensive end.

LUE WILLIAMS NAMED WAC PLAYER OF THE WEEK

- Lue Williams** earned his first selection as WAC Player of the week in his second season with the Texans.
- He joins teammates **Jakorie Smith** and **KiAndre Gaddy** as the third Texan to earn the honor this season.
- Tarleton becomes the first WAC team to have three different players earn player of the week this season.
- He averaged 26 points, five boards and three steals per game, shot 11-for-13 from the charity stripe, 18-for-29 from the field and five-for-nine from deep in the pair of games this week
- Against ACU on Thursday, Williams posted 25 points, six boards and a steal.
- He scored five of the nine TSU OT points. He iced the game with a pair of free throws after an offensive board with 8.1 ticks remaining.
- He posted 25 against SFA, with 16 in the second half. He shot 5-for-6 from deep and led the team in steals tying his career high of five.

SUCCESSFUL YEAR AT HOME FOR TARLETON ATHLETICS

- In the calendar year of 2023, Tarleton Athletics was 72-50-2 in on-campus home events, a .589 winning percentage.
- Men's basketball boasted a home winning percentage of .785 with an 11-3 home record in the calendar year of 2023.
- Six programs boasted home winning records: Football (4-1), Tennis (7-2), Baseball (18-12), Volleyball (9-6) and softball (16-11).

JONES ACCOUNTING FOR W'S

- Fill-in coach **Joseph Jones** has played a major role in Coach Gillispie's 191 wins.

- Jones helped him earn 70 in three seasons as a player at Texas A&M, and has been apart of 48 on the sidelines at Tarleton.

KIANDRE GADDY NAMED WAC PLAYER OF THE WEEK

- For the first time as a Texan, senior KiAndre Gaddy was named the WAC Player of the Week, the league announced on 1/2.
- Gaddy's program record fifth double-double of the season passed Tahj Small's D1 era most against LMU. he posted 24-12 against the Lions.
- Gaddy joins Jakorie Smith as the second Texan this season and the fifth in program history to earn the honor.
- This was the first time a Texan has won the award on a Tuesday, as the announcement was delayed a day due to the holiday.

THE FIRST 100

- Tarleton is in its fourth year of reclassifying into the Division I era. The Texans are one of 11 schools in the reclassification process this season and one of three that this is their fourth and final year.
- This season the Texans has the second best winning percentage of the 11 teams in the reclassification process with St. Thomas (MN) (.667).
- 31 schools have begun their reclassification since 2010, with 24 whom are either completing their fourth year or have completed their fourth year.
- Of the 24 schools, Tarleton is the sixth school to reach at least 50 wins in its first 100 as a D1 program.
- The five other schools are: Incarnate Word (62-38), South Dakota (62-38), Cal Baptist (60-40), Grand Canyon (59-41), Bellarmine (53-47).
- Among the 31 schools, Tarleton has the eighth highest winning percentage among all schools.
- In order of winning percentage: Grand Canyon (81-46, .638), UIW (68-46, .596), South Dakota (70-52, .574), Cal Baptist (68-51, .571), Merrimack (61-52, .540), Seattle U (65-58, .528), Queens (24-22, .515), Tarleton (51-49, .510).

SIX-GAME WINNING STREAK

- Tarleton State had its longest win streak since becoming a Division I program at six games.
- The Texans four straight wins against Division I opponents was the highest in program history.
- The Texans are off to their best start as a D1 program and best since 2018-19 when the squad was 12-2.
- Tarleton has started out this season 4-0 at home after opening last season with 10 straight home wins, a new program record.
- The longest win streak since 1988 is 18 games, which has happened twice in program history.

DOUBLE-DOUBLE TRACKER

- Tarleton State, UTRGV, GCU and UT Arlington are the only WAC schools with three different players having posted a double-double this season.
- KiAndre Gaddy is one of five players to have posted 5 or more double-doubles in the WAC this year.
- UTA's Shemar Wilson leads the league with seven.
- In total, 33 different WAC players have recorded a double-double from eight different programs.



- Every team has had at least one player post a double-double thus far this season.

NEW HOME FOR TEXAN BASKETBALL

- Earlier this year, Tarleton State and the Texas A&M system announced plans for a 110 million, 148,000 sq-foot facility.
- The new events center is expected to hold at least 8,000 basketball fans.
- Tarleton broke ground on the building in August and its anticipated completion date of fall of 2023.
- The multi-use center is expected to hold future commencements, concerts and conventions.

MOST NEWCOMERS IN THE NATION

- The Texans welcome 16 new faces to their roster, the most among any Division I program in the nation.
- Last year, seven were playing in high school, six at a junior college, one at a different WAC school, one at a Division II and one at a Division III school.
- New Mexico State is second with 15 and Northwestern State brought in 14.

GADDDY SEVEN BLOCKS IN A GAME

- For the first time since 2005, Gaddy blocked seven shots.
- His mark is the most this season in the WAC and the most in the league since seven in a game in 2018.
- This season in the NCAA, seven blocks is tied for sixth most in a game. Isaiah Cozart posted 11 on 11/27 to lead the nation in a single game.

SOCAL CHALLENGE CHAMPIONS

- Tarleton State took home the SoCal Challenge Sand Division Championship with a pair of wins against CSU-Bakersfield and Austin Peay.
- The Texans didn't have much time to celebrate as the squad took their team photos then started a mad dash to LAX to catch their flight scheduled for just two hours after the final buzzer sounded in JSerra Pavilion. They made it.
- In the title game, a pair of texans notched a double-double in the same game for the first time in the last two seasons.
- Emmanuel Innocenti pulled down 13 boards and added 11 points for his first collegiate double-double. KiAndre Gaddy recorded his second double-double of the season with 12&12.
- Joseph Jones filled in for coach Gillispie posting a perfect record and bring home the championship hand painted skim board

SMITH NAMED SOCAL CHALLENGE MVP, GADDDY ALL-TOURNAMENT TEAM SELECTION

- Following the championship presentation, a pair of Texans were selected for prestigious honors.
- Jakorie Smith was named the SoCal Challenge Sand Division MVP. Smith tallied 45 points and five steals in the pair of games, leading the team in each category in each of the two contests.
- KiAndre Gaddy earned a nod to the SoCal Challenge Sand Division All-Tournament Team, following his massive performance in his second double-double of the season. The best stat of his 12 points and 12 boards is 9 of his 12 rebounds were offensive, the most by a Texan in its D1 era.

SMITH NAMED WAC PLAYER OF THE WEEK

- Jakorie Smith earned the honor of WAC Player of the Week on Monday after his MVP performance last week at the SoCal Challenge.
- Smith becomes the first Texan to earn the honor since Freddy Hicks last November.
- The senior earns his first WAC weekly honor of his Texan career in his second season with the team.
- Smith becomes the fourth player in the Texan D1 era to earn the award. Freddy Hicks (11/21/22), Tahj Small (1/10/22) and Montre Gipson (3/7/21) are the only other Texans to earn the honor.
- Noah McDavid is the only Texan to earn Freshman of the Week (now known as Newcomer of the Week) earning it twice in the 2021-22 season.

SMITH MOST POINTS IN THE SOCAL CHALLENGE

- Jakorie Smith posted 28 points in the opening round of the SoCal Challenge, the most so far this year.
- Smith's 28 is the highest by a sand division player in the three-year history of the SoCal Challenge at JSerra Pavilion.
- Smith's mark ties for second most ever at the SoCal Challenge and the most in an opening round of any year.
- Marcus Domasak of Southern Illinois recorded 32 points in the championship game last season for Southern Illinois over California Baptist in the surf division.

MULTIPLE TEAM EVENT SUCCESS

- For the second consecutive season, Tarleton reached the championship game of its MTE.
- Tarleton earned its first MTE title with a 59-40 win over CSU-Bakersfield in the SoCal Challenge Championship game.
- Last season, Tarleton State was invited to partake in the Paradise Jam, in the US Virgin Islands.
- The Texans reached the championship game after a pair of victories over ACC's Boston College and MVC's Belmont.
- TSU fell in the title game to Drake, finishing the week 2-1 and securing the program's first win over a power five team.

IN-SEASON TOURNAMENT TITLES LEADS TO CHAMPIONSHIPS

- Seven of the previous 10 NCAA Tournament Champions won their in-season tournament that season.
- Thankfully for the rest of the NCAA, the Texans are not eligible this season due to its final year of reclassification.

NEW NUMBERS RULE

- The NCAA announced that any numbers from 0-99 are now all legal.
- Previously, only number 0-5, 10-15, 20-25, 30-35, 40-45, and 50-55 were allowed.
- Seven of the Texans 21 players are currently wearing previously illegal numbers for the first time in program history.
- Four of the five returners elected to change their numbers after last season, with Jakorie Smith choosing number 6.

FIRST POSTSEASON TOURNAMENT APP.

- After a first round win at the WAC Tournament, the Texans earned their first invite to a national postseason tournament.

- Tarleton State accepted its bid to the CBI and received a seven seed.
- The Texans faced 10-seeded Radford. The Highlanders got the best of the Texans in OT, 72-70. Radford reached the final four of the 16-team tournament before falling to the eventual champion, Charlotte.
- The Texans were one of two WAC schools to accept the invite with the other being Southern Utah, earning the number four seed.

MEET THE ASSISTANTS

- Gillispie added three new faces to his staff over the summer: Damon Archibald, Luke Adams and Randy Pulley.
- Damon Archibald is familiar with Gillispie as two of his sons played for Gillispie in the past few years. Tydan played at Tarleton last season.
- Luke Adams enters the staff after playing for Gillispie at Texas Tech.
- Randy Pulley is the most recent hire coming to the Texans after two seasons at Virginia State University. He played a season at each Saint Louis and Missouri in the early 2000s before entering the coaching ranks.

PRESEASON NUMBER SIX

- The Texans were ranked sixth in the WAC in the preseason coaches poll.
- With the WAC Tournament only taking the top eight teams this season, the Texans will need to avoid the bottom three as projected in order to earn a bid to the mid-March Tournament in Las Vegas.
- The preseason ranking is better than the previous two seasons, but is tied for the highest with its Division I debut season in 2020-21.

WIDE DYNAMIC

- The Texans come from all across the country and the world, representing five countries and nine states.
- Freshman Traivar Jackson became the first Alaskan to attend Tarleton State, making the University have at least one student from 49 of the 50 states.
- The four countries represented outside of the US are Switzerland, Italy, Egypt and Canada.
- Tarleton has eight Texan natives on its roster, followed by two Alabama natives as the second most popular pipeline.

TEAM EGYPT FIBA WORLD CUP

- Adam Moussa was selected to play for Team Egypt in the 2023 FIBA World Cup.
- Moussa averaged 2.0 points in 11.8 minutes while playing in five games.
- Moussa shared the court with current NBA player, Patrick Gardner.

20-GAME CONFERENCE SEASON

- Last season with 13 WAC teams, each program played six teams twice and six teams once.
- With the departure of Sam Houston and New Mexico State, the WAC has shrunk to 11 teams.
- As a result, the WAC elected to play a double-round robin in conference play totaling 20 games, the most in the history of the WAC.
- The Texans will play each team in a home-and-home for the first time as a member of the WAC.
- Gaddy, Barnes, and Smith also scored in double-figures for the Purple and White.

DID YOU KNOW?

- Radio PXP's Josh Sours (UT Arlington) and Kyle Crews (Tarleton) went to the same high school?
- The Rangers have won a World Series in every season that Tarleton baseball coach Fuller Smith has thrown out the first pitch during the season?

TEXAN SINGLE GAME PROGRAM RECORDS

INDIVIDUAL RECORDS		TEAM RECORDS	
SCORING		MOST POINTS SCORED	
Program:	50 - Brandon Burney vs. Abilene Christian (2/1/01)	Program:	133 - Huston-Tillotson, 1971-72 (133-77)
D1 Era:	34 - Jakorie Smith vs. Austin Peay (11/20/23)	D1 Era:	114 - Huston-Tillotson (12/21/22)
WAC:	30 - Montre Gipson vs Grand Canyon (1/8/21)	WAC:	95 - at UTRGV (2/25/23)
Season:	34 - Jakorie Smith vs. Austin Peay (11/20/23)	Season:	93 - UNT Dallas (11/11/23)
FIELD GOALS MADE		FEWEST POINTS SCORED	
Program:	20 - Lawrence Guillory vs. Howard Payne (2/18/77) Carl Fields vs. Univ. of Dallas (11/18/86)	Program:	34 - Oklahoma Christian (1/15/88) (34-110)
D1 Era:	13 - 2 times; Lue Williams vs UTRGV (1/20/24)	D1 Era:	46 - #8 Tennessee (12/21/23)
WAC:	13 - Lue Williams vs UTRGV (1/20/24)	WAC:	47 - at Seattle U (01/19/23)
Season:	13 - Lue Williams vs Utah Tech (1/26/23)	Season:	46 - #8 Tennessee (12/21/23)
FIELD GOALS ATTEMPTED		MOST POINTS SCORED BY OPPONENT	
Program:	44 - Lawrence Guillory vs. Howard Payne (2/18/77)	Program:	136 - Central Oklahoma (2/25/95) (98-136)
D1 Era:	23 - Jakorie Smith vs. Austin Peay (11/20/23)	D1 Era:	99 - at UTRGV (02/25/23)
WAC:	23 - Lue Williams vs Utah Tech (1/26/23)	WAC:	99 - at UTRGV (02/25/23)
Season:	23 - Jakorie Smith vs. Austin Peay (11/20/23)	Season:	86 - UNT Dallas (11/11/23)
3-POINT FIELD GOALS MADE		FEWEST POINTS SCORED BY OPPONENT	
Program:	10 - Tracy Guy vs. Paul Quinn (12/5/88) [att. 12] Gabe Johnson vs. Central Okla. (2/13/97) [att. 20] Brandon Burney vs. Abilene Christian (2/1/01) [att.14]	Program:	19 - Dallas Christian (11/20/07) (94-19)
D1 Era:	6 - Jakorie Smith at FIU (11/9/23)	D1 Era:	26 - S'western Adventist (02/06/21)
WAC:	5 - 4 times; last Jakorie Smith at Seattle (2/10/24)	WAC:	47 - at UTRGV (03/05/21)
Season:	6 - Jakorie Smith at FIU (11/9/23)	Season:	40 - CSU-Bakersfield (11/22/23)
3-POINT FIELD GOALS ATTEMPTED		LARGEST MARGIN OF VICTORY	
Program:	20 - Tracy Guy vs. Paul Quinn, 3/5/90 [made 6] Gabe Johnson vs. Central Okla., 2/13/97 [made 10]	Program:	84 - Hillsdale Baptist (12/15/03) (107-23)
D1 Era:	13 - 2 times; last Lue Williams at UTRGV (1/20/24)	D1 Era:	71 - Southwestern Adventist (2/6/21)
WAC:	13 - Lue Williams at UTRGV (1/20/24)	WAC:	19 - 2 times; last vs. Grand Canyon (1/28/23)
Season:	10 - Jakorie Smith 2 times	Season:	41 - UNT Dallas (11/11/23)
FREE THROWS MADE		LARGEST MARGIN OF DEFEAT	
Program:	19 - Brandon Burney vs. W. Washington (12/28/99) [att. 20] Brandon Burney vs. Angelo State (2/3/01) [att. 21]	Program:	76 - Oklahoma Christian (1/15/88) (34-110)
D1 Era:	18 - Freddy Hicks vs. Belmont (11/18/22)	D1 Era:	30 - at Virginia (11/6/23)
WAC:	12 - Freddy Hicks vs Utah Valley (2/23/23)	WAC:	29 - at California Baptist (1/21/23)
Season:	9 - Devon Barnes vs. Southern Utah (1/25/24)	Season:	30 - at Virginia (11/6/23)
FREE THROWS ATTEMPTED		FIELD GOALS MADE	
Program and D1:	28 - Freddy Hicks vs. Belmont, 11/19/22 [made 18]	Program:	50 - Southwest Assemblies of God (11/22/83)
WAC:	13 - 2 times; last Freddy Hicks vs Utah Valley (02/23/2023)	D1 Era:	47 - vs. S'western Assemblies (02/28/23)
Season:	11 - Devon Barnes vs. Southern Utah (1/25/24)	WAC:	32 - 2 times; last at UTRGV (2/25/23)
TOTAL REBOUNDS		Season:	32 - at UTRGV (2/25/23)
Program:	25 - Jim Locke vs. Angelo State, 1971-72	FIELD GOALS ATTEMPTED	
D1 Era:	14 - 2 times; last KiAndre Gaddy at FIU (11/9/23)	Program:	101 - Howard Payne, 1961-62
WAC:	14 - Tahj Small vs Grand Canyon (1/8/21)	D1 Era:	85 - S'western Assemblies (02/28/23)
Season:	14 - KiAndre Gaddy at FIU (11/9/23)	WAC:	67 - at UTRGV (1/20/24)
ASSISTS		Season:	75 - vs. Sterling (KS) (12/12/23)
Program:	18 - Chris Brown vs. LeTourneau (2/16/95)	FIELD GOAL PERCENTAGE	
D1 Era:	14 - Montre Gipson vs. McMurry (2/9/21)	Program:	.694 - Texas College, 2/3/90 (34 of 49)
WAC:	7 - 2 times; last Montre Gipson at Sam Houston (3/3/22)	D1 Era:	.615 - Grand Canyon (01/28/23)
Season:	8 - Emmanuel Innocenti at Loyola Marymount (12/29/23)	WAC:	.615 - Grand Canyon (01/28/23)
STEALS		Season:	.582 - at Loyola Marymount (12/29/23)
Program and D1 Era:	11 - Shamir Bogues vs. S'Western Assemblies (2/28/23)	FIELD GOALS MADE BY OPPONENT	
WAC:	5 - 4 times; last Smith and Bogues at UTRGV (2/25/2023)	Program:	62 - Bishop College (11/27/82)
Season:	6 - Jakorie Smith at FIU (11/9/23)	D1 Era:	34 - Kansas (11/12/21)
BLOCKS		WAC:	32 - at Grand Canyon (01/15/22)
Program:	8 - Vincent Bridgewater vs. Southeastern Okla. (1/25/03)	Season:	32 - at Bradley (11/14/23)
D1 Era, WAC and season:	7 - KiAndre Gaddy vs. Stephen F. Austin (11/29/23)	3-POINT FIELD GOALS MADE	
OFFENSIVE REBOUNDS		Program:	17 - Central Oklahoma (1/20/96)
Program:	11 - Romond Jenkins vs. Western New Mexico (2/4/17)	D1 Era:	13 - Howard Payne (1/25/21)
D1 Era:	9 - KiAndre Gaddy 2 times; last vs. CSU-B (11/22/23)	WAC:	12 - UT Arlington (1/8/24)
WAC:	6 - KiAndre Gaddy 2 times last vs. Southern Utah (1/25/24)	Season:	12 - UT Arlington (1/8/24)
Season:	9 - KiAndre Gaddy 2 times; last vs. CSU-B (11/22/23)	3-POINT FIELD GOALS ATTEMPTED	
DEFENSIVE REBOUNDS		Program:	40 - Central Oklahoma (1/20/96)
Program:	16 - Danny Jones vs. A&M-Kingsville (2/21/02)	D1 Era:	29 - Huston-Tillotson (12/21/22)
D1 Era:	12 - Tahj Small vs. Grand Canyon (1/8/21)	WAC:	27 - Lamar (1/26/22)
WAC:	12 - Tahj Small vs. Grand Canyon (1/8/21)	Season:	24 - Austin Peay (11/20/23)
Season:	11 - Emmanuel Innocenti vs. CSU-B (11/22/23)	3-POINT FIELD GOAL PERCENTAGE	
		Program:	.923 - Hardin-Simmons, 2/6/92 (12 of 13)
		D1 Era:	.611 - Seattle (2/10/24)
		WAC:	.611 - Seattle (2/10/24)
		Season:	.611 - Seattle (2/10/24)
		3-POINT FIELD GOALS MADE BY OPPONENT	
Program and D1:	17 - Bradley (11/14/23)	Program:	60 - West Texas A&M (1/19/17)
WAC:	13 - 2 times; last vs. California Baptist (1/21/23)	D1 Era:	49 - vs Belmont (11/18/22)
Season:	17 - Bradley (11/14/23))	WAC:	38 - at UTRGV (2/25/23)
		Season:	29 - UNT Dallas (11/11/23)
		FREE THROWS MADE BY OPPONENT	
		Program:	40 - McMurry, 1963-64
		D1 Era:	32 - California Baptist (1/20/22)
		WAC:	32 - California Baptist (1/20/22)
		Season:	24 - Virginia (11/6/23)
		REBOUNDS	
Program:	74 - Huston-Tillotson, 1970-71	Program:	73 - Sam Houston State (12/8/67)
D1 Era:	54 - Dallas Christian (12/7/21)	D1 Era:	54 - at Arizona St. (11/7/22)
WAC:	42 - at Sam Houston (1/7/23)	WAC:	48 - at Utah Valley (1/1/22)
Season:	47 - at FIU (11/9/23)	Season:	47 - at Grand Canyon (1/13/24)
		REBOUNDS BY OPPONENT	
Program:	74 - Huston-Tillotson, 1970-71	Program:	73 - Sam Houston State (12/8/67)
D1 Era:	54 - Dallas Christian (12/7/21)	D1 Era:	54 - at Arizona St. (11/7/22)
WAC:	42 - at Sam Houston (1/7/23)	WAC:	48 - at Utah Valley (1/1/22)
Season:	47 - at FIU (11/9/23)	Season:	47 - at Grand Canyon (1/13/24)
		FEWEST REBOUNDS BY OPPONENT	
Program:	74 - Huston-Tillotson, 1970-71	Program:	13 - Minnesota-Duluth (12/16/91)
D1 Era:	54 - Dallas Christian (12/7/21)	D1 Era:	18 - Grand Canyon (1/28/23)
WAC:	42 - at Sam Houston (1/7/23)	WAC:	18 - Grand Canyon (1/28/23)
Season:	47 - at FIU (11/9/23)	Season:	25 - at FIU (11/9/23)
		ASSISTS	
Program:	74 - Huston-Tillotson, 1970-71	Program:	34 - Central Oklahoma (1/10/02)
D1 Era:	54 - Dallas Christian (12/7/21)	D1 Era:	29 - Huston-Tillotson (12/21/22)
WAC:	42 - at Sam Houston (1/7/23)	WAC:	20 - 2 times; at UTRGV (2/25/23)
Season:	47 - at FIU (11/9/23)	Season:	19 - Utah Tech (1/25/24)
		BLOCKED SHOTS	
Program:	74 - Huston-Tillotson, 1970-71	Program:	11 - 4 times last vs. SE Okla. St (1/25/02)
D1 Era:	54 - Dallas Christian (12/7/21)	D1 Era:	9 - UTRGV (12/2/23)
WAC:	42 - at Sam Houston (1/7/23)	WAC:	9 - UTRGV (12/2/23)
Season:	47 - at FIU (11/9/23)	Season:	9 - UTRGV (12/2/23)
		MOST TURNOVERS	
Program:	74 - Huston-Tillotson, 1970-71	Program:	36 - Dallas Baptist (11/15/78)
D1 Era:	54 - Dallas Christian (12/7/21)	D1 Era:	28 - at Abilene Christian (12/5/20)
WAC:	42 - at Sam Houston (1/7/23)	WAC:	28 - at Abilene Christian (12/5/20)
Season:	47 - at FIU (11/9/23)	Season:	26 - FIU (11/9/23)
		PERSONAL FOULS	
Program:	74 - Huston-Tillotson, 1970-71	Program:	36 - Howard Payne, 1961-62
D1 Era:	54 - Dallas Christian (12/7/21)	D1 Era:	32 - at UTRGV (2/25/2023)
WAC:	42 - at Sam Houston (1/7/23)	WAC:	32 - at UTRGV (2/25/2023)
Season:	47 - at FIU (11/9/23)	Season:	28 - Virginia (11/6/23)
		MOST TURNOVERS BY OPPONENT	
Program:	74 - Huston-Tillotson, 1970-71	D1 Era:	41 - S'western Adventist (2/6/21)
D1 Era:	54 - Dallas Christian (12/7/21)	WAC:	28 - at Abilene Christian (12/5/20)
WAC:	42 - at Sam Houston (1/7/23)	Season:	24 - Hardin-Simmons (12/5/23)
Season:	47 - at FIU (11/9/23)	FEWEST TURNOVERS	
Program:	74 - Huston-Tillotson, 1970-71	D1 Era:	4 - at California Baptist (1/21/23)
D1 Era:	54 - Dallas Christian (12/7/21)	WAC:	4 - at California Baptist (1/21/23)
WAC:	42 - at Sam Houston (1/7/23)	Season:	8 - 4 times last at Seattle U (2/10/24)
Season:	47 - at FIU (11/9/23)		

GAME 25: TARLETON STATE AT UT ARLINGTON

TEXAN GAME BY GAME LEADERS

DATE	OPPONENT	SCORE	ATTENDANCE	HIGH PTS	HIGH REBOUNDS	HIGH ASSISTS	HIGH STEALS
11/6	at Virginia	L, 50-80	14,080	Barnes (11)	Smith, Miles, Innocenti (5)	Benjamin (3)	Smith (3)
11/9	at FIU	W, 82-65	1,242	Smith (34)	Gaddy (14)	Williams, Barnes (5)	Smith (6)
11/11	UNT DALLAS	W, 93-52	1,040	Gaddy (20)	Innocenti (13)	Barnes (5)	Gaddy, Innocenti, Thomas (2)
11/14	at Bradley	L, 86-63	4,032	Williams, Benjamin (16)	Williams (6)	6 tied at 1	Williams (5)
11/20	vs. Austin Peay	W, 66-59	113	Smith (28)	Smith, Gaddy (7)	Innocenti, Moussa (4)	Smith, Williams (2)
11/22	vs. CSU-Bakersfield	W, 59-40	259	Smith (17)	Innocenti (13)	Moussa (5)	Smith (3)
11/29	at Stephen F. Austin	W, 68-66	2,032	Williams (18)	Williams (9)	Lewis (3)	Innocenti, Smith (3)
12/2	UTRGV	W, 77-75	1,327	Gaddy (18)	Gaddy (10)	Barnes (5)	Smith (3)
12/5	HARDIN-SIMMONS	W, 92-56	1,210	Williams (16)	Benjamin (6)	Moussa (3)	Gaddy, Innocenti, Barnes (3)
12/12	STERLING COLLEGE	W, 85-47	605	Smith (17)	Gaddy (12)	Smith (4)	Innocenti/Williams (3)
12/18	JACKSONVILLE STATE	L, 62-65	1,754	Barnes (20)	Innocenti (9)	Innocenti, Smith (4)	Innocenti (4)
12/21	at #8 Tennessee	L, 65-46	17,609	Barnes (12)	Smith (8)	Williams (5)	Smith, Barnes (2)
12/29	at Loyola Marymount	W, 79-66	818	Gaddy (24)	Gaddy (12)	Innocenti (8)	Jackson (1)
1/4	UT ARLINGTON	W, 78-76	1,078	Innocenti (19)	Jackson (8)	Barnes (5)	Innocenti (4)
1/11	at California Baptist	L, 63-77	3,676	Barnes (12)	Innocenti (5)	5 tied at 2	Barnes, Williams (2)
1/13	at Grand Canyon	L, 48-74	7,233	Barnes (11)	Gaddy (5)	4 tied at 2	Barnes (2)
1/18	ABILENE CHRISTIAN	W, 79-71	2,104	Smith (25)	Innocenti (9)	Lewis, Moussa (4)	Barnes (3)
1/20	at UTRGV	W, 77-73	1,514	Williams (28)	Gaddy (8)	Innocenti (7)	Innocenti (3)
1/25	SOUTHERN UTAH	L, 70-73	1,677	Barnes (22)	Innocenti (9)	Innocenti (5)	Gaddy (2)
1/27	UTAH TECH	W, 86-68	2,110	Smith (28)	Innocenti (7)	Moussa (7)	Smith (3)
2/1	at Abilene Christian	W, 76-73 (OT)	1,652	Williams (25)	Gaddy (12)	Smith (3)	Smith (2)
2/3	STEPHEN F. AUSTIN	W, 75-64	2,140	Williams (27)	Gaddy (6)	Innocenti, Barnes (4)	Williams (5)
2/8	at Utah Valley	W, 72-61	1,985	Williams (21)	Innocenti (10)	Barnes, Innocenti, Moussa (4)	Smith (5)
2/10	at Seattle U	W, 82-77	966	Smith (26)	Innocenti, Williams (7)	Innocenti (4)	Innocenti (3)
2/15	at UT Arlington						
2/22	GRAND CANYON						
2/24	CALIFORNIA BAPTIST						
2/29	at Utah Tech						
3/2	at Southern Utah						
3/7	UTAH VALLEY						
3/9	SEATTLE U						

TEXAN STARTING LINEUPS

DATE	OPPONENT	W/L	#	STARTER 1	STARTER 2	STARTER 3	STARTER 4	STARTER 5	Record by Lineup
11/6	at Virginia	L	1	Williams	Gaddy	Smith	Moussa	Benjamin	Lineup # W-L
11/9	at FIU	W	2	Williams	Smith	Innocenti	Benjamin	Barnes	1 0-1
11/11	UNT DALLAS	W	3	Williams	Gaddy	Smith	Innocenti	Barnes	2 1-0
11/14	at Bradley	L	3	Williams	Gaddy	Smith	Innocenti	Barnes	3 16-6
11/20	vs. Austin Peay	W	3	Williams	Gaddy	Smith	Innocenti	Barnes	
11/22	vs. CSU-Bakersfield	W	3	Williams	Gaddy	Smith	Innocenti	Barnes	
11/29	at Stephen F. Austin	W	3	Williams	Gaddy	Smith	Innocenti	Barnes	
12/2	UTRGV	W	3	Williams	Gaddy	Smith	Innocenti	Barnes	
12/5	HARDIN-SIMMONS	W	3	Williams	Gaddy	Smith	Innocenti	Barnes	
12/12	STERLING COLLEGE	W	3	Williams	Gaddy	Smith	Innocenti	Barnes	
12/18	JACKSONVILLE ST	L	3	Williams	Gaddy	Smith	Innocenti	Barnes	
12/21	at #8 Tennessee	L	3	Williams	Gaddy	Smith	Innocenti	Barnes	
12/29	at Loyola Marymount	W	3	Williams	Gaddy	Smith	Innocenti	Barnes	
1/4	UT ARLINGTON	W	3	Williams	Gaddy	Smith	Innocenti	Barnes	
1/11	at California Baptist	L	3	Williams	Gaddy	Smith	Innocenti	Barnes	
1/13	at RV Grand Canyon	L	3	Williams	Gaddy	Smith	Innocenti	Barnes	
1/18	ABILENE CHRISTIAN	W	3	Williams	Gaddy	Smith	Innocenti	Barnes	
1/20	at UTRGV	W	3	Williams	Gaddy	Smith	Innocenti	Barnes	
1/25	SOUTHERN UTAH	L	3	Williams	Gaddy	Smith	Innocenti	Barnes	
1/27	UTAH TECH	W	3	Williams	Gaddy	Smith	Innocenti	Barnes	
2/1	at Abilene Christian	W	3	Williams	Gaddy	Smith	Innocenti	Barnes	
2/3	STEPHEN F. AUSTIN	W	3	Williams	Gaddy	Smith	Innocenti	Barnes	
2/8	at Utah Valley	W	3	Williams	Gaddy	Smith	Innocenti	Barnes	
2/10	at Seattle U	W	3	Williams	Gaddy	Smith	Innocenti	Barnes	
2/15	at UT Arlington								
2/22	RV GRAND CANYON								
2/24	CALIFORNIA BAPTIST								
2/29	at Utah Tech								
3/2	at Southern Utah								
3/7	UTAH VALLEY								
3/9	SEATTLE U								

TEXAN 2023-24 STATISTICS



2023-24 Tarleton St. Men's Basketball
Combined Team Statistics
All games

Page 1/1
as of Feb 11, 2024

Game Records					Score by Periods				
Record	Overall	Home	Away	Neutral	Team	1st	2nd	OT	TOT
ALL GAMES	17-7	8-2	7-5	2-0	Tarleton St.	843	876	9	1728
CONFERENCE	10-3	5-1	5-2	0-0	Opponents	820	783	6	1609
NON-CONFERENCE	7-4	3-1	2-3	2-0					

Team Box Score																							
No.	Player				Total		3-Point		F-Throw		Rebounds												
		GP-GS	MIN	AVG	FG-FGA	FG%	3FG-3FGA	3FG%	FT-FTA	FT%	OFF	DEF	TOT	AVG	PF	DQ	A	TO	BLK	STL	PTS	AVG	
6	SMITH, Jakorie	24-24	703:43	29.3	136-320	.425	47-136	.346	54-67	.806	24	80	104	4.3	46	1	43	33	8	43	373	15.5	
4	WILLIAMS, Lue	24-24	803:21	33.5	122-266	.459	26-81	.321	63-85	.741	27	87	114	4.8	52	0	31	36	10	37	333	13.9	
5	GADDY, KiAndre	24-23	661:29	27.6	115-212	.542	0-3	.000	54-82	.659	95	73	168	7.0	80	3	29	37	38	23	284	11.8	
13	BARNES, Devon	24-23	638:04	26.6	84-201	.418	36-92	.391	65-75	.867	3	36	39	1.6	44	0	52	26	1	30	269	11.2	
9	INNOCENTI, Emmanuel	24-23	755:39	31.5	57-141	.404	14-46	.304	33-41	.805	30	129	159	6.6	66	1	69	44	6	38	161	6.7	
76	SAWYER, Zaakir	1-0	04:19	4.3	2-2	1.000	0-0	.000	0-0	.000	0	1	1	1.0	0	0	0	0	0	0	4	4.0	
23	DOMINGOS, Dario	15-0	105:32	7.0	17-28	.607	0-0	.000	12-22	.545	11	17	28	1.9	21	0	1	11	1	2	46	3.1	
0	MILES, Izzy	16-0	155:17	9.7	18-35	.514	3-8	.375	10-13	.769	4	8	12	0.8	23	1	6	9	0	4	49	3.1	
2	JACKSON, Traivar	21-0	293:42	14.0	26-53	.491	0-2	.000	6-13	.462	25	28	53	2.5	34	0	9	11	12	11	58	2.8	
11	BENJAMIN, Bubu	21-2	247:08	11.8	23-55	.418	1-10	.100	9-12	.750	12	24	36	1.7	33	1	15	17	2	9	56	2.7	
10	MOUSSA, Adam	18-1	245:44	13.7	17-56	.304	6-25	.240	5-6	.833	3	13	16	0.9	13	0	33	18	3	13	45	2.5	
1	LEWIS, Miles	14-0	121:54	8.7	14-36	.389	1-5	.200	0-0	.000	2	9	11	0.8	4	0	17	10	2	1	29	2.1	
12	AYALA, Nasan	4-0	25:40	6.4	2-7	.286	0-0	.000	3-5	.600	0	5	5	1.3	2	0	2	2	0	1	7	1.8	
22	THOMAS, Jalen	8-0	53:10	6.6	7-18	.389	0-0	.000	0-1	.000	1	6	7	0.9	8	0	5	6	0	8	14	1.8	
40	BRINKMEYER, Blake	1-0	10:18	10.3	0-0	.000	0-0	.000	0-0	.000	1	3	4	4.0	0	0	0	0	0	1	0	0.0	
Team											35	33	68					27					
Total		24	4825		640-1430	.448	134-408	.328	314-422	.744	273	552	825	34.4	426	7	312	287	83	221	1728	72.0	
Opponents		24	4825		564-1305	.432	162-476	.340	319-474	.673	264	565	829	34.5	400	5	287	353	94	137	1609	67.0	

Team Statistics

	TSU	OPP
Scoring	1728	1609
Points per game	72.0	67.0
Scoring margin	+5.0	-
Field goals-att	640-1430	564-1305
Field goal pct	.448	.432
3 point fg-att	134-408	162-476
3-point FG pct	.328	.340
3-pt FG made per game	5.6	6.8
Free throws-att	314-422	319-474
Free throw pct	.744	.673
F-Throws made per game	13.1	13.3
Rebounds	825	829
Rebounds per game	34.4	34.5
Rebounding margin	-0.2	-
Assists	312	287
Assists per game	13.0	12.0
Turnovers	287	353
Turnovers per game	12.0	14.7
Turnover margin	+2.8	-
Assist/turnover ratio	1.1	0.8
Steals	221	137
Steals per game	9.2	5.7
Blocks	83	94
Blocks per game	3.5	3.9
Winning streak	5	-
Home win streak	2	-
Attendance	15045	56839
Home games-Avg/Game	10-1505	12-4737
Neutral site-Avg/Game	-	2-186

Team Results

Date	Opponent		Score	Att.
11/06/2023	at Virginia	L	50-80	14080
11/09/2023	at FIU	W	82-65	1242
11/11/2023	North Texas-Dallas	W	93-52	1040
11/14/2023	at Bradley	L	63-86	4032
11/20/2023	vs Austin Peay	W	66-59	113
11/22/2023	vs CSU Bakersfield	W	59-40	259
11/29/2023	at SFA	W	68-66	2032
12/02/2023	UTRGV	W	77-75	1327
12/05/2023	Hardin-Simmons	W	92-56	1210
12/12/2023	Sterling (KS)	W	85-47	605
12/18/2023	Jacksonville St.	L	62-65	1754
12/21/2023	at Tennessee	L	46-65	17609
12/29/2023	at LMU (CA)	W	79-66	818
01/04/2024	UT Arlington	W	78-76	1078
01/11/2024	at California Baptist	L	63-77	3676
01/13/2024	at Grand Canyon	L	48-74	7233
01/18/2024	Abilene Christian	W	79-71	2104
01/20/2024	at UTRGV	W	77-73	1514
01/25/2024	Southern Utah	L	70-73	1677
01/27/2024	Utah Tech	W	86-68	2110
02/01/2024	at Abilene Christian	Wot	76-73	1652
02/03/2024	SFA	W	75-64	2140
02/08/2024	at Utah Valley	W	72-61	1985
02/10/2024	at Seattle U	W	82-77	966

TEXAN 2023-24 CONFERENCE STATISTICS



2023-24 Tarleton St. Men's Basketball
Combined Team Statistics
In Conference games

Game Records

Record	Overall	Home	Away	Neutral
ALL GAMES	10-3	5-1	5-2	0-0
CONFERENCE	10-3	5-1	5-2	0-0
NON-CONFERENCE	0-0	0-0	0-0	0-0

Score by Periods

Team	1st	2nd	OT	TOT
Tarleton St.	440	502	9	951
Opponents	442	480	6	928

Team Box Score																							
No.	Player				Total		3-Point		F-Throw		Rebounds												
		GP-GS	MIN	AVG	FG-FGA	FG%	3FG-3FGA	3FG%	FT-FTA	FT%	OFF	DEF	TOT	AVG	PF	DQ	A	TO	BLK	STL	PTS	AVG	
6	SMITH, Jakorie	13-13	384:44	29.6	76-179	.425	28-78	.359	32-40	.800	8	45	53	4.1	25	1	22	23	5	26	212	16.3	
4	WILLIAMS, Lue	13-13	439:45	33.8	76-152	.500	18-42	.429	37-47	.787	16	49	65	5.0	29	0	13	15	4	19	207	15.9	
13	BARNES, Devon	13-13	374:12	28.8	49-120	.408	18-47	.383	43-51	.843	1	25	26	2.0	28	0	34	17	1	18	159	12.2	
5	GADDY, KiAndre	13-13	380:17	29.3	56-105	.533	0-0	.000	32-46	.696	47	38	85	6.5	49	3	17	24	27	13	144	11.1	
9	INNOCENTI, Emmanuel	13-13	438:24	33.7	35-84	.417	11-25	.440	16-22	.727	13	72	85	6.5	37	0	41	24	4	23	97	7.5	
2	JACKSON, Traivar	13-0	187:11	14.4	17-38	.447	0-2	.000	3-9	.333	18	18	36	2.8	25	0	4	9	6	7	37	2.8	
1	LEWIS, Miles	9-0	87:43	9.7	11-25	.440	1-2	.500	0-0	.000	2	5	7	0.8	3	0	13	6	2	1	23	2.6	
10	MOUSSA, Adam	11-0	133:58	12.2	10-35	.286	3-13	.231	4-4	1.000	0	7	7	0.6	8	0	20	11	2	7	27	2.5	
23	DOMINGOS, Dario	11-0	69:37	6.3	7-12	.583	0-0	.000	6-12	.500	6	10	16	1.5	15	0	0	8	1	0	20	1.8	
11	BENJAMIN, Bubu	10-0	91:25	9.1	5-18	.278	0-3	.000	5-6	.833	4	8	12	1.2	15	1	3	3	0	3	15	1.5	
0	MILES, Izzy	7-0	37:42	5.4	4-5	.800	1-1	1.000	1-2	.500	1	2	3	0.4	10	0	4	0	0	2	10	1.4	
Team											17	19	36					13					
Total		13	2625		346-773	.448	80-213	.376	179-239	.749	133	298	431	33.2	244	5	171	153	52	119	951	73.2	
Opponents		13	2625		323-722	.447	88-244	.361	194-279	.695	151	319	470	36.2	223	3	154	189	45	70	928	71.4	

Team Statistics

	TSU	OPP
Scoring	951	928
Points per game	73.2	71.4
Scoring margin	+1.8	-
Field goals-att	346-773	323-722
Field goal pct	.448	.447
3 point fg-att	80-213	88-244
3-point FG pct	.376	.361
3-pt FG made per game	6.2	6.8
Free throws-att	179-239	194-279
Free throw pct	.749	.695
F-Throws made per game	13.8	14.9
Rebounds	431	470
Rebounds per game	33.2	36.2
Rebounding margin	-3.0	-
Assists	171	154
Assists per game	13.2	11.8
Turnovers	153	189
Turnovers per game	11.8	14.5
Turnover margin	+2.8	-
Assist/turnover ratio	1.1	0.8
Steals	119	70
Steals per game	9.2	5.4
Blocks	52	45
Blocks per game	4.0	3.5
Winning streak	5	-
Home win streak	2	-
Attendance	10436	19058
Home games-Avg/Game	6-1739	7-2723
Neutral site-Avg/Game	-	0-0

Team Results

Date	Opponent		Score	Att.
11/29/2023	at SFA	W	68-66	2032
12/02/2023	UTRGV	W	77-75	1327
01/04/2024	UT Arlington	W	78-76	1078
01/11/2024	at California Baptist	L	63-77	3676
01/13/2024	at Grand Canyon	L	48-74	7233
01/18/2024	Abilene Christian	W	79-71	2104
01/20/2024	at UTRGV	W	77-73	1514
01/25/2024	Southern Utah	L	70-73	1677
01/27/2024	Utah Tech	W	86-68	2110
02/01/2024	at Abilene Christian	Wot	76-73	1652
02/03/2024	SFA	W	75-64	2140
02/08/2024	at Utah Valley	W	72-61	1985
02/10/2024	at Seattle U	W	82-77	966



WAC LEADERS



2023-24 WAC Men's Basketball Individual Statistics All games

Page 1/4
as of Feb 11, 2024

To be ranked, a player must appear in at least 75.0% of their team's games.

Scoring

	Player	G	FG	3FG	FT	Pts	AVG
1.	Daniels Jr., Dominique - CBU	21	130	57	87	404	19.24
2.	Grant-Foster, Tyon - GCU	23	140	32	125	437	19.00
3.	Tyson, Cameron - SU	21	117	63	61	358	17.05
4.	Ford, Dominique - SUU	24	123	45	104	395	16.46
5.	Elliott, Elijah - UTRGV	22	117	27	89	350	15.91
6.	Smith, Jakorie - TSU	24	136	47	54	373	15.54
7.	Dibba, Ali Abdou - ACU	22	121	12	78	332	15.09
8.	McGlothran, Gabe - GCU	23	113	39	81	346	15.04
9.	Schumacher, Alex - SU	24	113	22	98	346	14.42
10.	Harrison, Ray - GCU	23	101	24	94	320	13.91
11.	Williams, Lue - TSU	24	122	26	63	333	13.88
12.	Simmons, Airion - ACU	22	102	18	70	292	13.27
13.	Young, Zion - SUU	24	96	44	78	314	13.08
14.	Fallah, Parsa - SUU	21	114	3	40	271	12.90
15.	Gonsalves, Noa - UTTECH	24	102	49	34	287	11.96
	Stone-Carrawell, Caleb - UVU	24	102	33	50	287	11.96
17.	Gaddy, KiAndre - TSU	24	115	0	54	284	11.83
	Wilson, Shemar - UTA	24	96	5	87	284	11.83
19.	Gordon, Dajuan - UTA	23	87	23	75	272	11.83
	Madden, Hunter Jack - ACU	23	80	42	70	272	11.83

Rebounding

	Player	G	Off	Def	Total	AVG
1.	Goodrick, Hunter - CBU	23	59	151	210	9.13
2.	Ouedraogo, Yvan - CBU	22	67	122	189	8.59
3.	Wilson, Shemar - UTA	24	68	136	204	8.50
4.	Gordon, Dajuan - UTA	23	48	143	191	8.30
5.	McGlothran, Gabe - GCU	23	49	129	178	7.74
6.	Dorius, Trevin - UVU	24	66	106	172	7.17
7.	Gaddy, KiAndre - TSU	24	95	73	168	7.00
8.	Christensen, Tanner - UTTECH	24	49	114	163	6.79
9.	Brennan, Duke - GCU	24	64	95	159	6.63
	Innocenti, Emmanuel - TSU	24	30	129	159	6.63
11.	Simmons, Airion - ACU	22	36	108	144	6.55
12.	Williams, Daylen - UTRGV	23	39	110	149	6.48
13.	Williamson, Kobe - SU	24	34	114	148	6.17
14.	Fallah, Parsa - SUU	21	58	69	127	6.05
15.	Chatfield, Brandon - SU	24	63	82	145	6.04
16.	Freeman, Ahren - UTRGV	20	41	73	114	5.70
17.	Grant-Foster, Tyon - GCU	23	32	99	131	5.70
18.	Riley, Beon - UTTECH	18	28	67	95	5.28
19.	Searles, Jaylen - UTTECH	24	25	94	119	4.96
20.	Beaubrun, Jalil - SFA	24	53	62	115	4.79

Field Goal Percentage (Minimum 5 FGM/G average)

	Player	G	FGM	FGA	Pct.
1.	Fallah, Parsa - SUU	21	114	199	.573
2.	Dibba, Ali Abdou - ACU	22	121	256	.473
3.	Williams, Lue - TSU	24	122	266	.459
4.	Ford, Dominique - SUU	24	123	282	.436
5.	Grant-Foster, Tyon - GCU	23	140	321	.436
6.	Smith, Jakorie - TSU	24	136	320	.425
7.	Tyson, Cameron - SU	21	117	289	.405
8.	Daniels Jr., Dominique - CBU	21	130	325	.400
9.	Elliott, Elijah - UTRGV	22	117	316	.370

Assists

	Player	G	No.	AVG
1.	Schumacher, Alex - SU	24	115	4.79
2.	Allen, Drake - UVU	22	87	3.95
3.	Harrison, Ray - GCU	23	86	3.74
4.	McClain, Kavion - ACU	23	81	3.52
5.	Housley, Braden - SUU	24	80	3.33
6.	Cajuste, AJ - SFA	20	61	3.05
7.	McClanahan, Jaden - UVU	24	71	2.96
8.	Daniels Jr., Dominique - CBU	21	61	2.90
9.	Innocenti, Emmanuel - TSU	24	69	2.88
10.	Williams, Makaih - UTA	24	67	2.79
11.	Elliott, Elijah - UTRGV	22	61	2.77
12.	Gordon, Dajuan - UTA	23	61	2.65
	Dawson, Paris - SU	23	61	2.65
14.	Vining, Akili - UTA	24	60	2.50
15.	Demings, Aric - UTTECH	24	58	2.42



WAC LEADERS



2023-24 WAC Men's Basketball Individual Statistics All games

Page 2/4
as of Feb 11, 2024

Free Throw Percentage (Minimum 2.5 FTM/G average)

	Player	G	FTM	FTA	Pct.
1.	Jossell, Latrell - SFA	21	68	75	.907
2.	Barnes, Devon - TSU	24	65	75	.867
3.	Tyson, Cameron - SU	21	61	71	.859
4.	Daniels Jr., Dominique - CBU	21	87	103	.845
5.	Harrison, Ray - GCU	23	94	112	.839
6.	Johnson, Prophet - SUU	24	72	91	.791
7.	Madden, Hunter Jack - ACU	23	70	89	.787
8.	Cajuste, AJ - SFA	20	61	78	.782
9.	Young, Zion - SUU	24	78	100	.780
10.	Riley, Beon - UTTECH	18	46	59	.780
11.	McGlothan, Gabe - GCU	23	81	104	.779
12.	Ford, Dominique - SUU	24	104	134	.776
13.	Schumacher, Alex - SU	24	98	128	.766
14.	Williams, Daylen - UTRGV	23	77	101	.762
15.	Gordon, Dajuan - UTA	23	75	99	.758

Steals

	Player	G	No.	AVG
1.	Moore, Collin - GCU	24	45	1.88
2.	Elliott, Elijah - UTRGV	22	40	1.82
3.	Smith, Jakorie - TSU	24	43	1.79
4.	Housley, Braden - SUU	24	41	1.71
5.	Grant-Foster, Tyon - GCU	23	38	1.65
6.	Allen, Drake - UVU	22	36	1.64
7.	Gordon, Dajuan - UTA	23	37	1.61
8.	Innocenti, Emmanuel - TSU	24	38	1.58
9.	Williams, Lue - TSU	24	37	1.54
10.	Dibba, Ali Abdou - ACU	22	32	1.45
11.	Jossell, Latrell - SFA	21	29	1.38
12.	Ford, Dominique - SUU	24	33	1.38
13.	Christmas, Chrishawn - SFA	24	31	1.29
	Leonhardt, Trevan - UVU	24	31	1.29
	Hayman, Matt - SFA	24	31	1.29

3-Point FG Percentage (Minimum 2.5 3FG/G average)

	Player	G	3FG	3FGA	Pct.
1.	Tyson, Cameron - SU	21	63	167	.377
2.	Daniels Jr., Dominique - CBU	21	57	157	.363

3-Point FG Made

	Player	G	3FG	Avg
1.	Tyson, Cameron - SU	21	63	3.00
2.	Daniels Jr., Dominique - CBU	21	57	2.71
3.	Gonsalves, Noa - UTTECH	24	49	2.04
4.	Smith, Jakorie - TSU	24	47	1.96
5.	Ford, Dominique - SUU	24	45	1.88
6.	Young, Zion - SUU	24	44	1.83
7.	Madden, Hunter Jack - ACU	23	42	1.83
8.	Douglas, Kade - UTA	20	34	1.70
9.	Stevenson, Brantly - CBU	23	39	1.70
	McGlothan, Gabe - GCU	23	39	1.70
11.	Jossell, Latrell - SFA	21	35	1.67
12.	Toolson, Tanner - UVU	24	39	1.63
13.	Barnes, Devon - TSU	24	36	1.50
14.	Brashear, Sherman - UTRGV	22	32	1.45
15.	Grant-Foster, Tyon - GCU	23	32	1.39



WAC LEADERS



2023-24 WAC Men's Basketball Individual Statistics All games

Page 3/4
as of Feb 11, 2024

Blocked Shots

	Player	G	No.	AVG
1.	Wilson, Shemar - UTA	24	51	2.13
2.	Olayinka, Hamed - UTTECH	24	43	1.79
	Christensen, Tanner - UTTECH	24	43	1.79
4.	Dorius, Trevin - UVU	24	40	1.67
5.	Gaddy, KiAndre - TSU	24	38	1.58
6.	Williamson, Kobe - SU	24	37	1.54
7.	Grant-Foster, Tyon - GCU	23	32	1.39
8.	Felder, Brock - SUU	21	22	1.05
9.	Chatfield, Brandon - SU	24	24	1.00
	Ouedraogo, Yvan - CBU	22	22	1.00
11.	McGlothan, Gabe - GCU	23	20	0.87
12.	Antwi-Boasiako, Nana - SFA	24	20	0.83
13.	Wur, Lok - GCU	24	17	0.71
	Brennan, Duke - GCU	24	17	0.71
15.	Moore, Collin - GCU	24	15	0.63

Assist/Turnover Ratio (Minimum 3 AST/G average)

	Player	G	Ast.	T/O	Ratio
1.	Allen, Drake - UVU	22	87	45	1.93
2.	Schumacher, Alex - SU	24	115	63	1.83
3.	McClain, Kavion - ACU	23	81	48	1.69
4.	Harrison, Ray - GCU	23	86	54	1.59
5.	Housley, Braden - SUU	24	80	55	1.45
6.	Cajuste, AJ - SFA	20	61	49	1.24

Offensive Rebounds

	Player	G	No.	AVG
1.	Gaddy, KiAndre - TSU	24	95	3.96
2.	Ouedraogo, Yvan - CBU	22	67	3.05
3.	Wilson, Shemar - UTA	24	68	2.83
4.	Fallah, Parsa - SUU	21	58	2.76
5.	Dorius, Trevin - UVU	24	66	2.75
6.	Brennan, Duke - GCU	24	64	2.67
7.	Chatfield, Brandon - SU	24	63	2.63
8.	Goodrick, Hunter - CBU	23	59	2.57
9.	Beaubrun, Jalil - SFA	24	53	2.21
10.	McGlothan, Gabe - GCU	23	49	2.13
11.	Gordon, Dajuan - UTA	23	48	2.09
12.	Freeman, Ahren - UTRGV	20	41	2.05
13.	Christensen, Tanner - UTTECH	24	49	2.04
14.	Bettiol, Leonardo - ACU	20	38	1.90
15.	Reiley, Seyi - SU	24	43	1.79

Defensive Rebounds

	Player	G	No.	AVG
1.	Goodrick, Hunter - CBU	23	151	6.57
2.	Gordon, Dajuan - UTA	23	143	6.22
3.	Wilson, Shemar - UTA	24	136	5.67
4.	McGlothan, Gabe - GCU	23	129	5.61
5.	Ouedraogo, Yvan - CBU	22	122	5.55
6.	Innocenti, Emmanuel - TSU	24	129	5.38
7.	Simmons, Airion - ACU	22	108	4.91
8.	Williams, Daylen - UTRGV	23	110	4.78
9.	Christensen, Tanner - UTTECH	24	114	4.75
	Williamson, Kobe - SU	24	114	4.75
11.	Dorius, Trevin - UVU	24	106	4.42
12.	Grant-Foster, Tyon - GCU	23	99	4.30
13.	Brennan, Duke - GCU	24	95	3.96
14.	Searles, Jaylen - UTTECH	24	94	3.92
15.	Riley, Beon - UTTECH	18	67	3.72

WAC LEADERS



2023-24 WAC Men's Basketball

Individual Statistics

All games

Minutes Played

	Player	G	No.	AVG
1.	Gonsalves, Noa - UTTECH	24	846	35.26
2.	Daniels Jr., Dominique - CBU	21	729	34.71
3.	Elliott, Elijah - UTRGV	22	751	34.12
4.	Housley, Braden - SUU	24	818	34.10
5.	Williams, Lue - TSU	24	803	33.47
6.	McGlothan, Gabe - GCU	23	762	33.11
7.	Grant-Foster, Tyon - GCU	23	761	33.10
8.	Harrison, Ray - GCU	23	758	32.97
9.	Ford, Dominique - SUU	24	788	32.85
10.	Tyson, Cameron - SU	21	686	32.68
11.	Madden, Hunter Jack - ACU	23	749	32.58
12.	Williams, Daylen - UTRGV	23	741	32.23
13.	Innocenti, Emmanuel - TSU	24	756	31.49
14.	Schumacher, Alex - SU	24	753	31.36
15.	Goodrick, Hunter - CBU	23	720	31.31

Team Identification

Team	Team ID
Abilene Christian	ACU
California Baptist	CBU
Utah Tech	UTTECH
Grand Canyon	GCU
SFA	SFA
Seattle U	SU
Southern Utah	SUU
Tarleton St.	TSU
UT Arlington	UTA
UTRGV	UTRGV
Utah Valley	UVU



WAC IN-CONFERENCE LEADERS



2023-24 WAC Men's Basketball Individual Statistics In Conference games

Page 1/4
as of Feb 11, 2024

To be ranked, a player must appear in at least 50.0% of their team's games.

Scoring

	Player	G	FG	3FG	FT	Pts	AVG
1.	Daniels Jr., Dominique - CBU	10	66	32	43	207	20.70
2.	Grant-Foster, Tyon - GCU	13	79	17	65	240	18.46
3.	Abdul-Hakim, Hasan - UTRGV	7	39	6	36	120	17.14
4.	Ford, Dominique - SUU	13	64	21	69	218	16.77
	Schumacher, Alex - SU	13	69	14	66	218	16.77
6.	McGlothan, Gabe - GCU	13	68	22	58	216	16.62
7.	Smith, Jakorie - TSU	13	76	28	32	212	16.31
8.	Williams, Lue - TSU	13	76	18	37	207	15.92
9.	Dibba, Ali Abdou - ACU	11	60	7	45	172	15.64
10.	Elliott, Elijah - UTRGV	11	60	17	34	171	15.55
11.	Tyson, Cameron - SU	11	55	27	29	166	15.09
12.	Riley, Beon - UTTECH	7	38	6	22	104	14.86
13.	Gordon, Dajuan - UTA	12	56	11	55	178	14.83
14.	Christofilis, John - SU	11	56	31	15	158	14.36
15.	Simmons, Airion - ACU	12	55	10	50	170	14.17
16.	Williams, Makaih - UTA	13	59	21	45	184	14.15
17.	Harrison, Ray - GCU	13	56	14	49	175	13.46
18.	Jossell, Latrell - SFA	11	41	18	48	148	13.45
19.	Stone-Carrawell, Caleb - UVU	13	57	19	34	167	12.85
20.	Russell, Phillip - UTA	8	29	19	24	101	12.63

Rebounding

	Player	G	Off	Def	Total	AVG
1.	Ouedraogo, Yvan - CBU	12	38	68	106	8.83
2.	Wilson, Shemar - UTA	13	27	84	111	8.54
3.	Goodrick, Hunter - CBU	12	29	73	102	8.50
4.	Gordon, Dajuan - UTA	12	26	69	95	7.92
5.	McGlothan, Gabe - GCU	13	22	74	96	7.38
6.	Dorius, Trevin - UVU	13	34	61	95	7.31
7.	Simmons, Airion - ACU	12	22	65	87	7.25
8.	Brennan, Duke - GCU	13	36	57	93	7.15
9.	Chatfield, Brandon - SU	13	32	55	87	6.69
10.	Grant-Foster, Tyon - GCU	13	26	60	86	6.62
11.	Gaddy, KiAndre - TSU	13	47	38	85	6.54
	Innocenti, Emmanuel - TSU	13	13	72	85	6.54
13.	Williamson, Kobe - SU	13	20	61	81	6.23
14.	Riley, Beon - UTTECH	7	9	34	43	6.14
15.	Christensen, Tanner - UTTECH	13	24	55	79	6.08
16.	Williams, Daylen - UTRGV	12	14	57	71	5.92
17.	Beaubrun, Jalil - SFA	13	33	43	76	5.85
18.	Coleman, Kendal - CBU	10	24	34	58	5.80
19.	Searles, Jaylen - UTTECH	13	17	57	74	5.69
20.	Fallah, Parsa - SUU	11	24	37	61	5.55

Field Goal Percentage (Minimum 5 FGM/G average)

	Player	G	FGM	FGA	Pct.
1.	Riley, Beon - UTTECH	7	38	63	.603
2.	McGlothan, Gabe - GCU	13	68	125	.544
3.	Abdul-Hakim, Hasan - UTRGV	7	39	75	.520
4.	Williams, Lue - TSU	13	76	152	.500
5.	Dibba, Ali Abdou - ACU	11	60	130	.462
6.	Schumacher, Alex - SU	13	69	153	.451
7.	Grant-Foster, Tyon - GCU	13	79	186	.425
8.	Smith, Jakorie - TSU	13	76	179	.425
9.	Christofilis, John - SU	11	56	137	.409
10.	Daniels Jr., Dominique - CBU	10	66	167	.395
11.	Tyson, Cameron - SU	11	55	141	.390
12.	Elliott, Elijah - UTRGV	11	60	162	.370

Assists

	Player	G	No.	AVG
1.	Schumacher, Alex - SU	13	69	5.31
2.	Allen, Drake - UVU	13	59	4.54
3.	Daniels Jr., Dominique - CBU	10	37	3.70
4.	Housley, Braden - SUU	13	47	3.62
5.	Harrison, Ray - GCU	13	46	3.54
6.	McClain, Kavion - ACU	12	38	3.17
7.	Williams, Makaih - UTA	13	41	3.15
	Innocenti, Emmanuel - TSU	13	41	3.15
9.	Russell, Phillip - UTA	8	25	3.13
10.	Dawson, Paris - SU	13	39	3.00
	Elliott, Elijah - UTRGV	11	33	3.00
	Cajuste, AJ - SFA	9	27	3.00
	Abdul-Hakim, Hasan - UTRGV	7	21	3.00
14.	Vining, Akili - UTA	13	36	2.77
15.	Gordon, Dajuan - UTA	12	32	2.67

WAC IN-CONFERENCE LEADERS



2023-24 WAC Men's Basketball Individual Statistics In Conference games

Page 2/4
as of Feb 11, 2024

Free Throw Percentage (Minimum 2.5 FTM/G average)

	Player	G	FTM	FTA	Pct.
1.	Jossell, Latrell - SFA	11	48	53	.906
2.	Tyson, Cameron - SU	11	29	33	.879
3.	Harrison, Ray - GCU	13	49	58	.845
4.	Daniels Jr., Dominique - CBU	10	43	51	.843
	Barnes, Devon - TSU	13	43	51	.843
6.	Young, Zion - SUU	13	52	62	.839
7.	Cajuste, AJ - SFA	9	35	42	.833
	Staine, Frank - SFA	12	35	42	.833
9.	Russell, Phillip - UTA	8	24	29	.828
10.	Johnson, Prophet - SUU	13	42	52	.808
11.	Schumacher, Alex - SU	13	66	82	.805
12.	Moore, Collin - GCU	13	38	48	.792
13.	Williams, Lue - TSU	13	37	47	.787
14.	Williams, Daylen - UTRGV	12	39	50	.780
15.	Gordon, Dajuan - UTA	12	55	71	.775

Steals

	Player	G	No.	AVG
1.	Dibba, Ali Abdou - ACU	11	24	2.18
2.	Smith, Jakorie - TSU	13	26	2.00
3.	Allen, Drake - UVU	13	25	1.92
4.	Gordon, Dajuan - UTA	12	23	1.92
5.	Moore, Collin - GCU	13	24	1.85
6.	Innocenti, Emmanuel - TSU	13	23	1.77
7.	McClain, Kavion - ACU	12	20	1.67
8.	McGlothan, Gabe - GCU	13	21	1.62
9.	Jossell, Latrell - SFA	11	17	1.55
10.	Grant-Foster, Tyon - GCU	13	20	1.54
11.	Williams, Lue - TSU	13	19	1.46
	Schumacher, Alex - SU	13	19	1.46
	Ford, Dominique - SUU	13	19	1.46
	Christmas, Chrishawn - SFA	13	19	1.46
15.	Elliott, Elijah - UTRGV	11	16	1.45

3-Point FG Percentage (Minimum 2.5 3FG/G average)

	Player	G	3FG	3FGA	Pct.
1.	Christofilis, John - SU	11	31	73	.425
2.	Daniels Jr., Dominique - CBU	10	32	85	.376

3-Point FG Made

	Player	G	3FG	Avg
1.	Daniels Jr., Dominique - CBU	10	32	3.20
2.	Christofilis, John - SU	11	31	2.82
3.	Tyson, Cameron - SU	11	27	2.45
4.	Russell, Phillip - UTA	8	19	2.38
5.	Smith, Jakorie - TSU	13	28	2.15
6.	Gonsalves, Noa - UTTECH	13	27	2.08
7.	Washington, Scotty - CBU	12	24	2.00
8.	Stevenson, Brantly - CBU	12	22	1.83
9.	Toolson, Tanner - UVU	13	23	1.77
10.	McGlothan, Gabe - GCU	13	22	1.69
11.	Madden, Hunter Jack - ACU	12	20	1.67
	Brashear, Sherman - UTRGV	12	20	1.67
13.	Jossell, Latrell - SFA	11	18	1.64
14.	Williams, Makaih - UTA	13	21	1.62
	Ford, Dominique - SUU	13	21	1.62

WAC IN-CONFERENCE LEADERS



2023-24 WAC Men's Basketball Individual Statistics In Conference games

Page 3/4
as of Feb 11, 2024

Blocked Shots

	Player	G	No.	AVG
1.	Olayinka, Hamed - UTTECH	13	28	2.15
2.	Gaddy, KiAndre - TSU	13	27	2.08
	Wilson, Shemar - UTA	13	27	2.08
4.	Dorius, Trevin - UVU	13	25	1.92
5.	Grant-Foster, Tyon - GCU	13	19	1.46
	Christensen, Tanner - UTTECH	13	19	1.46
7.	Ouedraogo, Yvan - CBU	12	17	1.42
	Felder, Brock - SUU	12	17	1.42
9.	Williamson, Kobe - SU	13	15	1.15
10.	McGlothran, Gabe - GCU	13	13	1.00
	Wur, Lok - GCU	13	13	1.00
	Griman, Jonathan - CBU	6	6	1.00
13.	Chatfield, Brandon - SU	13	12	0.92
14.	Potter, Ethan - UVU	9	8	0.89
15.	Hutchison, Chazz - SUU	11	9	0.82

Assist/Turnover Ratio (Minimum 3 AST/G average)

	Player	G	Ast.	T/O	Ratio
1.	Allen, Drake - UVU	13	59	27	2.19
2.	Schumacher, Alex - SU	13	69	37	1.86
3.	Innocenti, Emmanuel - TSU	13	41	24	1.71
4.	Dawson, Paris - SU	13	39	23	1.70
5.	Daniels Jr., Dominique - CBU	10	37	22	1.68
6.	Harrison, Ray - GCU	13	46	28	1.64
7.	Housley, Braden - SUU	13	47	33	1.42
8.	McClain, Kavion - ACU	12	38	28	1.36
9.	Russell, Phillip - UTA	8	25	19	1.32
10.	Cajuste, AJ - SFA	9	27	23	1.17
11.	Elliott, Elijah - UTRGV	11	33	29	1.14
12.	Abdul-Hakim, Hasan - UTRGV	7	21	27	0.78
13.	Williams, Makaih - UTA	13	41	53	0.77

Offensive Rebounds

	Player	G	No.	AVG
1.	Gaddy, KiAndre - TSU	13	47	3.62
2.	Ouedraogo, Yvan - CBU	12	38	3.17
3.	Freeman, Ahren - UTRGV	9	26	2.89
4.	Brennan, Duke - GCU	13	36	2.77
5.	Dorius, Trevin - UVU	13	34	2.62
6.	Beaubrun, Jalil - SFA	13	33	2.54
7.	Chatfield, Brandon - SU	13	32	2.46
8.	Goodrick, Hunter - CBU	12	29	2.42
9.	Coleman, Kendal - CBU	10	24	2.40
10.	Bettiol, Leonardo - ACU	12	28	2.33
11.	Fallah, Parsa - SUU	11	24	2.18
12.	Gordon, Dajuan - UTA	12	26	2.17
13.	Reiley, Seyi - SU	13	28	2.15
14.	Wilson, Shemar - UTA	13	27	2.08
15.	Grant-Foster, Tyon - GCU	13	26	2.00

Defensive Rebounds

	Player	G	No.	AVG
1.	Wilson, Shemar - UTA	13	84	6.46
2.	Goodrick, Hunter - CBU	12	73	6.08
3.	Gordon, Dajuan - UTA	12	69	5.75
4.	McGlothran, Gabe - GCU	13	74	5.69
5.	Ouedraogo, Yvan - CBU	12	68	5.67
6.	Innocenti, Emmanuel - TSU	13	72	5.54
7.	Simmons, Airion - ACU	12	65	5.42
8.	Riley, Beon - UTTECH	7	34	4.86
9.	Williams, Daylen - UTRGV	12	57	4.75
10.	Dorius, Trevin - UVU	13	61	4.69
	Williamson, Kobe - SU	13	61	4.69
12.	Grant-Foster, Tyon - GCU	13	60	4.62
13.	Brennan, Duke - GCU	13	57	4.38
	Searles, Jaylen - UTTECH	13	57	4.38
15.	Chatfield, Brandon - SU	13	55	4.23
	Christensen, Tanner - UTTECH	13	55	4.23



WAC SINGLE GAME HIGHS



2023-24 WAC Men's Basketball Conference Individual Highs All games

Page 1/2
as of Feb 11, 2024

Individual Highs

POINTS	40	Elliott, Elijah (UTRGV) at SFA (02/08/2024)
	39	Daniels Jr., Dominique (California Baptist) vs Southern Utah (01/20/2024)
FIELD GOALS MADE	13	Elliott, Elijah (UTRGV) at SFA (02/08/2024)
	13	Williams, Lue (Tarleton St.) at UTRGV (01/20/2024)
	13	Christofilis, John (Seattle U) vs Utah Tech (01/04/2024)
	13	Fallah, Parsa (Southern Utah) vs Idaho St. (12/09/2023)
FIELD GOAL ATTEMPTS	24	Daniels Jr., Dominique (California Baptist) vs Southern Utah (01/20/2024)
	24	Daniels Jr., Dominique (California Baptist) vs Utah Tech (12/06/2023)
FIELD GOAL PERCENTAGE	1.000 (11-11)	Stone, Juhlawnei (SFA) vs Paul Quinn (12/22/2023)
	1.000 (7-7)	Potter, Ethan (Utah Valley) at SFA (02/01/2024)
	1.000 (7-7)	Curry, Sydney (Grand Canyon) vs Northern Ariz. (11/12/2023)
	1.000 (6-6)	Antwi-Boasiako, Nana (SFA) at UTRGV (01/04/2024)
	1.000 (5-5)	Coleman, Kendal (California Baptist) at UTRGV (01/25/2024)
	1.000 (5-5)	Bettiol, Leonardo (Abilene Christian) vs Howard Payne (12/10/2023)
	1.000 (4-4)	Talbot, Brandyn (UT Arlington) at California Baptist (02/08/2024)
	1.000 (4-4)	Southwick, Clayton (SFA) vs UTRGV (02/08/2024)
	1.000 (4-4)	Hutchison, Chazz (Southern Utah) vs UTRGV (02/03/2024)
	1.000 (4-4)	Wilson, Shemar (UT Arlington) vs Seattle U (01/13/2024)
3-PT FG MADE	7	Washington, Scotty (California Baptist) at SFA (01/27/2024)
	7	Gonsalves, Noa (Utah Tech) vs FIU (12/30/2023)
	7	Tyson, Cameron (Seattle U) at Utah Valley (11/29/2023)
3-PT FG ATTEMPTS	14	Tyson, Cameron (Seattle U) at San Francisco (12/13/2023)
	14	Daniels Jr., Dominique (California Baptist) vs Utah Tech (12/06/2023)
3-PT FG PERCENTAGE	1.000 (5-5)	Jossell, Latrell (SFA) vs California Baptist (01/27/2024)
	1.000 (4-4)	Dawson, Paris (Seattle U) vs Washington (12/17/2023)
	1.000 (4-4)	Simmons, Airion (Abilene Christian) vs Missouri St. (N) (11/20/2023)
	1.000 (4-4)	Madden, Hunter Jack (Abilene Christian) vs San Jose St. (N) (11/17/2023)
	1.000 (3-3)	Innocenti, Emmanuel (Tarleton St.) at Seattle U (02/10/2024)
	1.000 (3-3)	Sibley, Jamari (Southern Utah) at Tarleton St. (01/25/2024)
	1.000 (3-3)	McGlothan, Gabe (Grand Canyon) at SFA (01/25/2024)
	1.000 (3-3)	Williams, Makaih (UT Arlington) at Texas (01/01/2024)
	1.000 (3-3)	Searles, Jaylen (Utah Tech) vs FIU (12/30/2023)
	1.000 (3-3)	Moore, Collin (Grand Canyon) vs South Carolina (N) (11/19/2023)
FREE THROWS MADE	15	Johnson, Prophet (Southern Utah) vs Utah Tech (01/18/2024)
	14	Schumacher, Alex (Seattle U) vs Northern Ariz. (11/15/2023)
FREE THROWS ATTEMPTS	16	Demings, Aric (Utah Tech) vs FIU (12/30/2023)
	15	Johnson, Prophet (Southern Utah) vs Utah Tech (01/18/2024)
	15	Schumacher, Alex (Seattle U) at SFA (01/18/2024)
	15	Grant-Foster, Tyon (Grand Canyon) vs San Francisco (N) (11/17/2023)
	15	Schumacher, Alex (Seattle U) vs Northern Ariz. (11/15/2023)
FREE THROW PERCENTAGE	1.000 (15-15)	Johnson, Prophet (Southern Utah) vs Utah Tech (01/18/2024)
	1.000 (13-13)	Tyson, Cameron (Seattle U) vs Louisiana Tech (12/20/2023)
	1.000 (10-10)	McGlothan, Gabe (Grand Canyon) vs Seattle U (02/01/2024)
	1.000 (10-10)	Young, Zion (Southern Utah) at California Baptist (01/20/2024)
	1.000 (10-10)	Williams, Daylen (UTRGV) vs Utah Valley (01/13/2024)
	1.000 (10-10)	Harrison, Ray (Grand Canyon) at Liberty (12/09/2023)
	1.000 (9-9)	Schumacher, Alex (Seattle U) at UTRGV (01/11/2024)
	1.000 (9-9)	Abdul-Hakim, Hasan (UTRGV) vs Grand Canyon (11/29/2023)
	1.000 (8-8)	Jossell, Latrell (SFA) vs UTRGV (02/08/2024)
	1.000 (8-8)	Barnes, Devon (Tarleton St.) vs SFA (02/03/2024)
REBOUNDS	17	Gordon, Dajuan (UT Arlington) at Utah Tech (02/03/2024)
	17	Cash, Aaron (UT Arlington) vs North Texas-Dallas (12/06/2023)
ASSISTS	11	Allen, Drake (Utah Valley) at SFA (02/01/2024)
	11	Schumacher, Alex (Seattle U) vs Idaho (11/22/2023)
STEALS	7	Elliott, Elijah (UTRGV) at South Dakota (11/10/2023)
	6	Allen, Drake (Utah Valley) vs Utah Tech (01/20/2024)
	6	McClain, Kavion (Abilene Christian) vs UTRGV (01/06/2024)
	6	Simmons, Airion (Abilene Christian) vs SFA (12/02/2023)
	6	Hayman, Matt (SFA) at Northwestern St. (11/13/2023)
	6	Smith, Jakorie (Tarleton St.) at FIU (11/09/2023)
BLOCKED SHOTS	7	Gaddy, KiAndre (Tarleton St.) vs UTRGV (12/02/2023)
	5	Dorius, Trevin (Utah Valley) vs Grand Canyon (02/03/2024)
	5	Wilson, Shemar (UT Arlington) at Southern Utah (02/01/2024)
	5	Christensen, Tanner (Utah Tech) at Utah Valley (01/20/2024)
	5	Wilson, Shemar (UT Arlington) at Texas Tech (12/21/2023)
	5	Olayinka, Hamed (Utah Tech) at CSUN (12/11/2023)
	5	Chatfield, Brandon (Seattle U) vs Prairie View (11/08/2023)
TURNOVERS	8	Williamson, Kobe (Seattle U) vs Prairie View (11/08/2023)
	8	Williams, Makaih (UT Arlington) vs Grand Canyon (01/27/2024)
	8	Dibba, Ali Abdou (Abilene Christian) vs SFA (12/02/2023)

WAC SINGLE GAME HIGHS CONFERENCE GAMES



2023-24 WAC Men's Basketball Conference Individual Highs In Conference games

Page 1/2
as of Feb 11, 2024

Individual Highs

POINTS	40		Elliott, Elijah (UTRGV) at SFA (02/08/2024)
	39		Daniels Jr., Dominique (California Baptist) vs Southern Utah (01/20/2024)
FIELD GOALS MADE	13		Elliott, Elijah (UTRGV) at SFA (02/08/2024)
	13		Williams, Lue (Tarleton St.) at UTRGV (01/20/2024)
	13		Christofilis, John (Seattle U) vs Utah Tech (01/04/2024)
FIELD GOAL ATTEMPTS	24		Daniels Jr., Dominique (California Baptist) vs Southern Utah (01/20/2024)
	24		Daniels Jr., Dominique (California Baptist) vs Utah Tech (12/06/2023)
FIELD GOAL PERCENTAGE	1.000	(7-7)	Potter, Ethan (Utah Valley) at SFA (02/01/2024)
	1.000	(6-6)	Antwi-Boasiako, Nana (SFA) at UTRGV (01/04/2024)
	1.000	(5-5)	Coleman, Kendal (California Baptist) at UTRGV (01/25/2024)
	1.000	(4-4)	Talbot, Brandyn (UT Arlington) at California Baptist (02/08/2024)
	1.000	(4-4)	Southwick, Clayton (SFA) vs UTRGV (02/08/2024)
	1.000	(4-4)	Hutchison, Chazz (Southern Utah) vs UTRGV (02/03/2024)
	1.000	(4-4)	Wilson, Shemar (UT Arlington) vs Seattle U (01/13/2024)
	1.000	(3-3)	Olayinka, Hamed (Utah Tech) vs California Baptist (02/10/2024)
	1.000	(3-3)	Coleman, Kendal (California Baptist) at Utah Tech (02/10/2024)
	1.000	(3-3)	Grady, Osiris (Utah Valley) vs Abilene Christian (02/10/2024)
3-PT FG MADE	7		Washington, Scotty (California Baptist) at SFA (01/27/2024)
	7		Tyson, Cameron (Seattle U) at Utah Valley (11/29/2023)
3-PT FG ATTEMPTS	14		Daniels Jr., Dominique (California Baptist) vs Utah Tech (12/06/2023)
	12		Daniels Jr., Dominique (California Baptist) vs Seattle U (02/03/2024)
	12		Washington, Scotty (California Baptist) at SFA (01/27/2024)
	12		Daniels Jr., Dominique (California Baptist) vs Southern Utah (01/20/2024)
	12		Tyson, Cameron (Seattle U) at Utah Valley (11/29/2023)
3-PT FG PERCENTAGE	1.000	(5-5)	Jossell, Latrell (SFA) vs California Baptist (01/27/2024)
	1.000	(3-3)	Innocenti, Emmanuel (Tarleton St.) at Seattle U (02/10/2024)
	1.000	(3-3)	Sibley, Jamari (Southern Utah) at Tarleton St. (01/25/2024)
	1.000	(3-3)	McGlothlan, Gabe (Grand Canyon) at SFA (01/25/2024)
	1.000	(2-2)	Schumacher, Alex (Seattle U) at California Baptist (02/03/2024)
	1.000	(2-2)	McClain, Kavion (Abilene Christian) vs Utah Tech (01/25/2024)
	1.000	(2-2)	Goodrick, Hunter (California Baptist) at UTRGV (01/25/2024)
	1.000	(2-2)	Williamson, Kobe (Seattle U) vs Grand Canyon (01/20/2024)
	1.000	(2-2)	Simmons, Airion (Abilene Christian) vs UT Arlington (01/20/2024)
	1.000	(2-2)	Baker, Josh (Grand Canyon) vs Utah Valley (01/18/2024)
FREE THROWS MADE	15		Johnson, Prophet (Southern Utah) vs Utah Tech (01/18/2024)
	13		Daniels Jr., Dominique (California Baptist) vs Southern Utah (01/20/2024)
	13		Schumacher, Alex (Seattle U) at SFA (01/18/2024)
FREE THROWS ATTEMPTS	15		Schumacher, Alex (Seattle U) at SFA (01/18/2024)
	15		Johnson, Prophet (Southern Utah) vs Utah Tech (01/18/2024)
FREE THROW PERCENTAGE	1.000	(15-15)	Johnson, Prophet (Southern Utah) vs Utah Tech (01/18/2024)
	1.000	(10-10)	McGlothlan, Gabe (Grand Canyon) vs Seattle U (02/01/2024)
	1.000	(10-10)	Young, Zion (Southern Utah) at California Baptist (01/20/2024)
	1.000	(10-10)	Williams, Daylen (UTRGV) vs Utah Valley (01/13/2024)
	1.000	(9-9)	Schumacher, Alex (Seattle U) at UTRGV (01/11/2024)
	1.000	(9-9)	Abdul-Hakim, Hasan (UTRGV) vs Grand Canyon (11/29/2023)
	1.000	(8-8)	Jossell, Latrell (SFA) vs UTRGV (02/08/2024)
	1.000	(8-8)	Barnes, Devon (Tarleton St.) vs SFA (02/03/2024)
	1.000	(8-8)	Gaddy, KiAndre (Tarleton St.) vs Utah Tech (01/27/2024)
	1.000	(8-8)	Jossell, Latrell (SFA) vs Seattle U (01/18/2024)
REBOUNDS	17		Gordon, Dajuan (UT Arlington) at Utah Tech (02/03/2024)
	16		Wilson, Shemar (UT Arlington) at California Baptist (02/08/2024)
	16		Goodrick, Hunter (California Baptist) vs Seattle U (02/03/2024)
ASSISTS	11		Allen, Drake (Utah Valley) at SFA (02/01/2024)
	9		Allen, Drake (Utah Valley) vs Southern Utah (01/06/2024)
STEALS	6		Allen, Drake (Utah Valley) vs Utah Tech (01/20/2024)
	6		McClain, Kavion (Abilene Christian) vs UTRGV (01/06/2024)
	6		Simmons, Airion (Abilene Christian) vs SFA (12/02/2023)
BLOCKED SHOTS	7		Gaddy, KiAndre (Tarleton St.) vs UTRGV (12/02/2023)
	5		Dorius, Trevin (Utah Valley) vs Grand Canyon (02/03/2024)
	5		Wilson, Shemar (UT Arlington) at Southern Utah (02/01/2024)
	5		Christensen, Tanner (Utah Tech) at Utah Valley (01/20/2024)
TURNOVERS	8		Williams, Makaih (UT Arlington) vs Grand Canyon (01/27/2024)
	8		Dibba, Ali Abdou (Abilene Christian) vs SFA (12/02/2023)



BILLY GILLISPIE

HEAD COACH • FOURTH SEASON

Four-time NCAA Tournament and 12-time Coach of the Year head coach Billy Gillispie will begin his fourth year as the head coach of the Tarleton Men's Basketball program in 2023-24.

In Gillispie's third campaign with the Texans, he guided the squad to their first postseason as a member of NCAA Division I and its first WAC Tournament. Tarleton earned a bid to the College Basketball Invitational as a seventh seed for the first time in program history. In their first WAC Tournament game, the Texans took down tenth-seeded UTRGV, 74-70. Tarleton dropped the following day to second-seeded Utah Valley at the New Orleans Arena in Las Vegas. He touted a 12-2 home record, Tarleton's best winning percentage since 2016-17 and the most wins since 2017-18. The Texans knocked off eventual NCAA Tournament team, Grand Canyon, 81-62 as part of its four games against eventual 2023 NCAA Tournament teams. In the preseason, the team traveled for its first games outside of the continental United States at St. Thomas of the U.S. Virgin Islands.

At the 2022 Paradise Jam, Gillispie's team reached the finals after a pair of victories over Belmont and Boston College. The Texans fell by seven to Drake to finish as runner-ups in their first appearance in the invitational. Tarleton's top opponent of the season came in December when the Texans traveled to Waco for a matchup with the 12th ranked team in the country, Baylor. Tarleton finished its non-conference slate, 8-8 while touting a 4-0 record at Wisdom Gym. The Texans won their first five conference home games to be one of the last two teams in the WAC to be undefeated at home. Tarleton finished its conference campaign, 9-9 in part of a 17-17 overall season record. In conference play the Texans swept the home-and-home matchups with UT-Arlington and Southern Utah.

At the season's end two of Gillispie's players were honored by the WAC, both of which were sophomores. Freddy Hicks was named second team All-WAC and Shamir Bogues earned a selection to the WAC All-Defensive team. Bogues earned the honor in each of his first two seasons with the Texans. Additionally, Hicks was the only Texan to receive a weekly honor from the conference. Following averaging 23.5 points per game in the first two games of the Paradise Jam, he was named the WAC Player of the Week on November 21.

Once again, Gillispie's defensive team prevailed as one of the best in the league. Tarleton led the WAC in steals (9.71) and largest positive turnover margin (+5.68), allowed the third fewest rebounds per game (33.29) and allowed the fourth fewest points per game (67.88).

Gillispie started his second season by emitting Tarleton in full across the national radar. The Texans began the 2021-22 campaign by playing six of their first seven games away from home in a series of high-profile matchups. Tarleton's November slate included a trip to Allen Fieldhouse to face eventual National Champion Kansas, a showdown in Spokane with No. 1 overall seed Gonzaga and visits to Sweet 16 participant Michigan, Stanford and Wichita State. The Texans firmly held serve in each matchup and captured the imaginations of the college basketball world with near-upsets of the Wolverines and Bulldogs.

Tarleton built one of the toughest non-conference schedules in the country in 2021-22. The Texans were one of only four teams to face two No. 1 seeds in the NCAA Tournament (Kansas, Gonzaga). Following the Texans' game at Gonzaga on Nov. 29, the program ranked No. 1 in strength of schedule according to the Pomeroy College Basketball Ratings. The Texans finished the season ranked 15th nationally and tops among all mid-major programs in the category. Additionally, Tarleton's 2021-22 opponents combined for 11 combined NCAA Tournament victories, by far the most in the WAC.

The robust start to non-conference play carried over into December and the start of WAC play. Tarleton won seven of its next nine games following its trip to Spokane. The Texans went on to finish .500 in conference play at 9-9. The team's conference victories came via a memorable home sweep of east Texas rivals Sam Houston and Stephen F. Austin, season sweeps of Chicago State, Lamar and UTRGV and a road win at Dixie State.

Individually, Gillispie coached Shamir Bogues to the All-WAC Defensive Team and mentored Montre Gipson to All-WAC second team recognition. Bogues became the first player in Tarleton basketball history to be selected to the All-Defensive Team and was one of five players to receive the honor. Gillispie's accolade signified the third postseason All-WAC honor of his two-year Texan career. Tarleton also cleaned up a trio of weekly WAC accolades under Gillispie's leadership. He coached Noah McDavid to two sets of WAC Freshman of the Week credentials (Jan. 10, Jan. 29) and saw Tahj Small receive WAC Player of the Week recognition on Jan. 10 following the Texans' home sweep of SHSU and SFA.

Gillispie's defensive mettle was on full display once again. The Texans finished the season fifth among all D1 programs in turnover percent differential (+6.4), ninth in turnover margin (+4.1), 11th in turnovers forced (505) and 14th in turnovers forced per game (16.3). Tarleton ranked second in the WAC in all four categories.

In Gillispie's first season with the Texans to a .500 record (10-10) in the inaugural Division I season while going 5-7 in the Western Athletic Conference (WAC). The five conference wins ranked fifth in the WAC.

In an unprecedented season trying to navigate coaching during COVID-19, Gillispie and the Texans won seven of their last nine games, including three straight conference wins to end the season. Tarleton had nine games canceled due to COVID-19 on the season, including games against eventual national champion Baylor and road games at then-No. 1 Gonzaga and then-No. 1 Kansas. The nine cancellations were top 10 in the country for a program.

Tarleton's first Division I victory came on Nov. 25 with a 103-48 victory over Dallas Christian. The first Division I and WAC victory came on Jan. 29 in a 70-62 road win at Utah Valley. Tarleton also downed three-time defending WAC champion New Mexico State, 64-55, on Feb. 27 inside Wisdom Gym and followed the victory up with a road sweep at UTRGV to close out the regular season.

Due to NCAA Division I transition rules, Tarleton does not qualify for NCAA statistical rankings. Had they been eligible,

the Texans would have ranked first in the nation in steals per game (10.5), second in the nation in turnovers forced per game (19.5), and 15th in the nation in points allowed (62.3).

Individually, Gillispie recruited and coached four all-WAC selections, including the Freshman of the Year in Freddy Hicks. Montre' Gipson was selected to the All-WAC Newcomer Team while Gipson, Shakur Daniel and Tahj Small were named Honorable Mention All-WAC.

Gillispie became Tarleton's 15th head coach on March 30, 2020 as the Texans began their transition to NCAA Division I and joined the WAC. Gillispie has served in the same capacity at Kentucky, Texas A&M, Texas Tech and Texas El Paso (UTEP). The veteran head coach has 13 years of experience as a collegiate head coach with eight of the years coming at the NCAA Division I level. Gillispie has a career Division I record of 148-108 while taking three different teams to the NCAA Tournament (Kentucky, Texas A&M, UTEP). Gillispie is a two-time Big 12 Coach of the Year (2005, 2007), co-SEC Coach of the Year (2008), WAC Coach of the Year (2004), a finalist for the NABC National Coach of the Year (2004), and the National JUCO Coach of the Year (2019). He's also a three-time NIT/CAC and five-time TABC Coach of the Year.

"Coach Gillispie has shown to truly be genuine in the way he cares about helping student-athletes achieve great success both on and off the court," said Dr. Hurley. "After a national search and an extensive interview process, we are confident that Coach Gillispie's experience and commitment to Tarleton and our community make him the right person to build on the storied success of Texan basketball."

"I would like to welcome Billy Gillispie to Tarleton and back to The Texas A&M System family," said Chancellor Sharp. "Coach Gillispie had tremendous success at Texas A&M and I am confident we will see that same level of success at Tarleton."

Known as an elite recruiter, Gillispie once managed to put together four straight national top-25 recruiting classes from 2005-09. He also had the sixth-ranked recruiting class at Baylor as an assistant in 1996. In Gillispie's career, he has helped recruit over 30 players that advanced to the NBA and NFL and 102 players that played professionally.

With 20 years of experience as a high school head coach in Texas and a Division I assistant, including under legendary head coach Bill Self at Tulsa and Illinois, Gillispie got his first collegiate head coaching job at UTEP from 2002-04. In just his second year leading the Miners, Gillispie lifted the team to an 18-win improvement – the best in the NCAA – and claimed the WAC regular season title, the WAC Coach of the Year award, and advanced to his first NCAA Tournament. It was UTEP's first trip to the NCAA Tournament since 1992.

After two seasons at UTEP, Gillispie was hired by Texas A&M where he once again had one of the biggest turnarounds in the country. In his first season with the Aggies, Gillispie led his new team to a 21-10 record – a 14-win increase from the season before – and advanced to the NIT Quarterfinals. The turnaround garnered his first career Big 12 Coach of the Year award. In year two (2005-06), Texas A&M finished 22-9 and fourth in the Big 12 while claiming a No. 12 seed in the first NCAA Tournament appearance for the Aggies since 1987. Gillispie picked up his first tournament win in an opening-round upset over Jim Boeheim's No. 5-seed Syracuse Orangemen.

Gillispie's best season came in 2006-07 when he won a career-high 27 games with the Aggies, finished second in the Big 12, and won his second Big 12 Coach of the Year award in three seasons. Gillispie led the Aggies into storied Allen Fieldhouse to take on the defending Big 12 Champion No. 6 Kansas Jayhawks and became the first visiting team from the Big 12 South Division to leave with a victory. Less than 48 hours later, Gillispie topped the Kevin Durant-led No. 25 Texas Longhorns for his second straight ranked victory. The Aggies finished the season ranked No. 6 by ESPN/USA Today, which was a then-Texas A&M record.

Texas A&M advanced to its second straight NCAA Tournament, this time as a No. 3 seed. The Aggies topped Penn in the opening round and followed with a second-round win over Rick Pitino's No. 6-seed Louisville Cardinals to advance to the NCAA Sweet Sixteen for the first time since 1980.

In his three seasons at Texas A&M, Gillispie coached three future NBA players, including a pair of first-round picks in Acie Law IV (11th pick) and Antoine Wright (15th pick). He also coached a future NFL second-round draft pick in dual-sport athlete Martellus Bennett.

After three seasons at Texas A&M, Gillispie was hired to lead the Kentucky Wildcats where he racked up a 40-27 record over two seasons and reached his fourth NCAA Tournament, including his third straight appearance. In his first season, Gillispie led the Wildcats to a 12-4 mark in the SEC and was named the Co-SEC Coach of the Year. Gillispie coached six future NBA draft picks, including first-round selection and current Los Angeles Clipper Patrick Patterson (14th pick).

After Kentucky, Gillispie signed on at Texas Tech but resigned after one season due to health reasons. In 2018, Gillispie underwent a successful kidney transplant.

A rejuvenated Gillispie made a triumphant return to the sidelines at his alma mater Ranger Junior College. Over the last four seasons at Ranger College, Gillispie went 103-24 and took the Rangers to the NJCAA national title game in 2019, where he was named the JUCO National Coach of the Year.

"I cannot wait to get started," Gillispie said. "At Tarleton, we will be inheriting an ultra-successful program that Lonn and Chris Reisman established as well as countless others that have poured their hearts and souls into Texan Basketball for more than 30 years. No program has been more successful during that time. We will try our hardest every day to honor the efforts that have been made as we move into a new era of Division I basketball and make every one of the Tarleton faithful proud."

THE GILLISPIE FILE

Hometown.....Grafado, TX
High School.....Grafado High School
College.....Texas State ('83)
Birthdate.....Nov. 7, 1959

PAST HEAD COACHING STOPS



NCAA COACHING RECORD

YEAR	SCHOOL	OVERALL RECORD	CONF RECORD
2002-03	UTEP	6-24	3-15
2003-04	UTEP	24-8	13-5
2004-05	TEXAS A&M	21-10	8-8
2005-06	TEXAS A&M	22-9	10-6
2006-07	TEXAS A&M	27-7	13-3
2007-08	KENTUCKY	18-13	12-4
2008-09	KENTUCKY	22-14	8-8
2011-12	TEXAS TECH	8-23	N/A
2020-22	TARLETON	41-44	22-25
NCAA	11 SEASONS	189-152	89-74

COACH AWARD HISTORY

	FIVE-TIME TABC HS COACH OF THE YEAR
	THREE-TIME NIT/CAC COACH OF THE YEAR
2004	WAC COACH OF THE YEAR
2005	BIG 12 COACH OF THE YEAR
2007	BIG 12 COACH OF THE YEAR
2008	CO-SEC COACH OF THE YEAR
2019	NATIONAL JUCO COACH OF THE YEAR



JOSEPH JONES

ACTING HEAD COACH • 21st GAME

When the 2023-24 season began, Joseph Jones started his fourth year as an assistant coach for Tarleton men's basketball. However, little did he know, he would fill in coach Gillispie's role after the fourth game of the season.

The night before the Texans opened the SoCal Challenge in San Juan Capistrano, Calif., xGillispie left the team due to medical circumstances and Jones filled in his absence. Tarleton State knocked off Austin Peay and Cal State Bakersfield to earn the SoCal Challenge Sand Division title, the Texans' first Multi-team event (MTE) title.

The Texans led by Jones returned to Texas to upset Stephen F. Austin in Nacogdoches followed by a buzzer-beating victory against UTRGV at home to open WAC play 2-0 for the first time in program history.

The Purple and White added a pair of wins against Hardin-Simmons and Sterling College to build a six-game winning streak, the longest in program history. He engineered six of the Texans first eight wins, totaling an 8-2 record the Texans' best start in the D1 era.

Jones joined the Texan coaching staff midseason in 2020-21, as Gillispie hired the former Texas A&M Hall of Famer on Jan. 4, a week before conference play began.

In his third season as a member of Gillispie's staff, his defensive intensity helped lead the prolific Texan defense to lead the WAC in steals and turnover margin. The Texans averaged 9.7 steals per game and a +5.68 turnover margin.

The Texans notched one of its best home records in school history. Tarleton boasted a 12-2 record at Wisdom Gym, its best winning percentage since 2016-17. The squad won their first nine home games extending the win streak into February. Jones helped guide the team to a pair of wins at the Paradise Jam and a runner-up finish for the first time in school history.

For the second-straight season, Jones helped guide sophomore Shamir Bogues to the WAC All-Defensive Team. Freddy Hicks also earned individual recognition as a second-team All-WAC selection.

Jones was known as a defensive force in College Station and brought that same mentality to Tarleton during his first full season as an assistant coach in 2021-22. The Texans finished the season fifth among all D1 programs in turnover percent differential (+6.4), ninth in turnover margin (+4.1), 11th in turnovers forced (505) and 14th in turnovers forced per game (16.3). Tarleton ranked second in the WAC in all four categories.

He began the season by helping Tarleton navigate one of the most challenging Division I nonconference schedules in the country. The Texans played six of their first seven games away from home in a series of high-profile matchups against the likes of eventual National Champion Kansas, No. 1 overall seed Gonzaga and Sweet 16 participants: Michigan, Stanford and Wichita State. The Texans were one of only four teams to face two eventual No. 1 seeds in the NCAA Tournament (Kansas, Gonzaga).

Following the early-season gauntlet of games, the Texans won seven of their next nine contests and went on to finish .500 in WAC play at 9-9 with Jones in an assistant coaching role. The team's conference victories came via a memorable home sweep of east Texas rivals Sam Houston and Stephen F. Austin, season sweeps of Chicago State, Lamar and UTRGV and a road win at Dixie State.

Individually, Jones helped coach Shamir Bogues to the All-WAC Defensive Team and Montre Gipson to All-WAC second team recognition. Bogues became the first player in Tarleton basketball history to be selected to the All-Defensive Team and was one of five players to receive

the honor. Gipson's accolade signified the third postseason All-WAC honor of his two-year Texan career.

In 2020-21, Jones helped coach the Texans to eight of their 10 wins during the inaugural Division I season once he was hired. Jones helped develop and coach four all-WAC selections, including the Freshman of the Year in Freddy Hicks. Montre' Gipson was selected to the All-WAC Newcomer Team while Gipson, Shakur Daniel and Tahj Small were named Honorable Mention All-WAC.

His defensive credentials were on full display in his first winter in Stephenville. Due to NCAA Division I transition rules, Tarleton does not qualify for NCAA statistical rankings. Had they been eligible, the Texans would have ranked first in the nation in steals per game (10.5), second in the nation in turnovers forced per game (19.5), and 15th in the nation in points allowed (62.3).

Jones, a professional basketball player for the last 14 years ended his career in Puerto Rico and came to Tarleton as one of Gillispie's former standout players at Texas A&M. He was inducted into the Texas A&M Athletics Hall of Fame in 2019. Gillispie coached Jones at Texas A&M for his first three seasons.

Jones committed to Texas A&M after a standout high school career at Normangee High School. During his four-year career at Texas A&M where he graduated a semester early, Jones helped lead the Aggies to a 95-37 record with a trip to the NIT Quarterfinals, three NCAA Tournament appearances and an NCAA Sweet 16 birth.

"What an exciting time for Tarleton basketball to have Joseph Jones join our staff," said Gillispie in 2021. "I could not be happier. Joe is one of the best human beings I have ever met. He started every game I coached at Texas A&M and was a great leader from his very first day as a first-year player. He is one of the smartest players I have ever coached. His spirit towards team and life is unmatched. All Joe ever wanted to do was prepare and win. He will be a tremendous asset to each of our young players."

At Texas A&M, Jones earned All-Big 12 honors every season and was a member of the Big 12 All-Freshman Team in 2005 as well as a NABC All-District honoree in 2006, 2007 and 2008. Academically, he was a member of the All-Big 12 Academic Team in 2006 and ultimately graduated with a Bachelor's Degree in agricultural leadership and development in 2007. Entering his senior season, Jones was featured on the front cover of Sports Illustrated with Texas Longhorns player D.J. Augustin.

Jones filled the Texas A&M record books with his name, as he finished his career third on the Aggie all-time points list (1,679), second in made free throws (480), sixth in rebounds (843), seventh in field goals (588), seventh in blocked shots (96) and second in games started (131).

After his collegiate career in College Station, Jones joined the Houston Rockets 2008 Summer League team before beginning his career overseas. In 2008, Jones signed with Le Havre in France. He has since played in France, Israel, Spain, and Iran. Jones played last for Santeros de Aguada in Puerto Rico, where he won the BSN Championship in 2019.

During his career, Jones posted a career high 35 points as an Aggie against North Texas on 12/6/05 during his sophomore season. He posted a career-high 19 rebounds against North Texas as well as in 2019 with Santeros de Aguada. Jones tallied four blocks in two separate games as an Aggie freshman, the most in his career. Jones six steals against Southern as a sophomore was his most at any level.



THE JONES FILE

Hometown..... Normangee, TX
High School..... Normangee HS
College..... Texas A&M ('08)
Birthdate..... March 21, 1986

TEAMS PLAYED FOR



TEXAS A&M
NCAA BIG 12 (2004-2008)



HOUSTON ROCKETS
NBA SUMMER LEAGUE (2008)



LE HAVRE
FRANCE - BETICUC ELITE (2009-11)



GILBOA GALIL
ISRAEL - WINNER LEAGUE (2011-12)



CASADEMONT ZARAGOZA
SPAIN - LIGA ENDESA (2012-14)



HAOPEL JERUSALEM
ISRAEL - WINNER LEAGUE (2014-15)



LENOVO TENERIFE
SPAIN - LIGA ENDESA (2015-16)



LIMOGES
FRANCE - BETICUC ELITE (2016-17)



SANTEROS DE AGUADA
PUERTO RICO - BSN (2018-20)

NCAA COACHING RECORD

YEAR	SCHOOL	OVERALL RECORD	CONF RECORD
2023-24	TARLETON	14-5	10-3
NCAA	1 SEASON	14-5	10-3


PLAYER AWARD HISTORY

2019	INDUCTED IN TEXAS A&M HALL OF FAME
4X	ALL-BIG 12 HONORS
2008	NIT SEASON TIP-OFF MOST OUTSTANDING PLAYER
2008, 2005	ALL-BIG 12 HONORABLE MENTION
2007	BIG 12 ALL-DEFENSIVE TEAM (MEDIA)
2007, 2006	ALL-BIG 12 SECOND TEAM
2007	NABC ALL-DISTRICT (9) SECOND TEAM
2007	BIG 12 ALL-DEFENSIVE TEAM (MEDIA)
2005	BIG 12 ALL-FRESHMAN TEAM (MEDIA)

25

TARLETON MEN'S BASKETBALL
WWW.TARLETONSPORTS.COM
GAME NOTES 2023-24

GAME 25: TARLETON STATE AT UT ARLINGTON



0

IZZY MILES

6-2 • FRESHMAN • GUARD • HUNTSVILLE, AL • GRISSOM HS

2023-24 HIGHS

Points 11 - vs. UNT Dallas (11/11/23)
Rebounds 5 - at Virginia (11/6/23)
Assists 2 - at California Baptist (1/13/24)
Steals 2 - vs. Sterling (12/12/23)
Blocks -

CAREER

Points 11 - vs. UNT Dallas (11/11/23)
Rebounds 5 - at Virginia (11/6/23)
Assists 2 - at California Baptist (1/13/24)
Steals 2 - vs. Sterling (12/12/23)
Blocks -

2023-24

- Threw Jakorie Smith an alley-oop that won WAC Play of the Week (1/31)
- Made is first collegiate three against HSU (12/5).
- Saw action in the title bout of the Texans' championship run at the SoCal Challenge
- Ten points off the bench in season opener was second most on the team; co-led squad with five boards
- Co-led the team with four assists in 10 minutes as a starter against HPU in exhibition
- Won the Midnight Madness Dunk Contest earning a 10 from all three judges.

Grisson HS

- Played four years under head coach Jack Doss
- Named First Team All-Region in Alabama's 7A Area 7 and Third team Class 7A All-State in his final season
- Four-time All-Area selection
- During his senior season, Miles averaged 15.4 points, 4.1 rebounds, 2.5

assists and 1.5 steals in 28.9 minutes per game and eclipsed the 1,000-point mark across his career

- In his junior year, Miles helped Grissom HS go 24-6, including a 13-1 record at home, their most wins in a season since 2015-16
- Named MVP of Alabama vs. Mississippi All Star game following his senior campaign

Personal

- Born Isreal Lamont Miles on Jan. 14, 2005 to parents Darrell and Elizabeth Miles
- Dad, Darrell played Defensive Back at California-Berkley, and was a member of the Oakland Raiders and now coaches at Grissom HS
- Has two siblings, brother, Jordan and sister, Kahlia
- Graduated in 2023 from Grissom HS in Huntsville, AL
- Participated in National Honor Society at Grissom
- Intends to major in business management at Tarleton

2023-24 GAME LOG

DATE	OPPONENT	GP	GS	MIN	FG-A	PCT	3FG-A	PCT	FT-A	PCT	O-D	TOT	PF	AST	TO	BLK	STL	PTS
11/6	at Virginia	*		29	4-8	.500	0-2	.000	2-4	.500	2-3	5	5	0	3	0	0	10
11/9	at FIU	*		11	0-2	.000	0-0	.000	0-0	.000	0-0	0	0	0	1	0	0	0
11/11	UNT DALLAS	*		29	4-6	.667	0-1	.000	3-3	1.000	0-0	0	4	0	0	0	0	11
11/14	at Bradley	*		9	0-0	.000	0-0	.000	0-0	.000	0-0	0	1	1	1	0	0	0
11/20	vs. Austin Peay	DNP																
11/22	vs. CSU-Bakersfield	*		1	0-0	.000	0-0	.000	0-0	.000	0-0	0	0	0	1	0	0	0
11/29	at Stephen F. Austin	*		2	0-0	.000	0-0	.000	0-0	.000	0-0	0	0	0	0	0	0	0
12/2	UTRGV	*		3	1-1	1.000	0-0	.000	0-0	.000	1-0	1	1	1	0	0	0	2
12/5	HARDIN-SIMMONS	*		9	3-5	.600	1-2	.500	0-0	.000	0-1	1	1	1	2	0	0	7
12/12	STERLING COLLEGE	*		20	3-7	.429	1-1	1.000	2-2	1.000	0-2	2	1	0	1	0	2	9
12/18	JACKSONVILLE ST	*		2	0-0	.000	0-0	.000	2-2	1.000	0-0	0	0	0	0	0	0	2
12/21	at #8 Tennessee	*		7	0-2	.000	0-1	.000	0-0	.000	1-0	1	1	0	0	0	0	0
12/29	at Loyola Marymount	DNP																
1/4	UT ARLINGTON	DNP																
1/11	at California Baptist	*		8	2-2	1.000	1-1	1.000	0-0	.000	0-0	0	2	2	0	0	0	5
1/13	at Grand Canyon	*		6	1-1	1.000	0-0	.000	1-2	.500	0-0	0	0	0	0	0	1	3
1/18	ABILENE CHRISTIAN	DNP																
1/20	at UTRGV	DNP																
1/25	SOUTHERN UTAH	DNP																
1/27	UTAH TECH	*		8	0-1	.000	0-0	.000	0-0	.000	0-0	0	2	1	0	0	1	0
2/1	at Abilene Christian	DNP																
2/3	STEPHEN F. AUSTIN	*		8	0-0	.000	0-0	.000	0-0	.000	0-2	2	4	0	0	0	0	0
2/8	at Utah Valley	DNP																
2/10	at Seattle U	*		3	0-0	.000	0-0	.000	0-0	.000	0-0	0	1	0	0	0	0	0
2/15	at UT Arlington																	
2/22	GRAND CANYON																	
2/24	CALIFORNIA BAPTIST																	
2/29	at Utah Tech																	
3/2	at Southern Utah																	
3/7	UTAH VALLEY																	
3/9	SEATTLE U																	

CAREER STATISTICS

YEAR	GP	GS	MIN	AVG	FG	FGA	PCT	3FG	3FGA	PCT	FT	FTA	PCT	OFF	DEF	TOT	AVG	PF	FO	AST	A/G	TO	BLK	STL	PTS	AVG
2023-24	15	0	152	10.1	18	35	.514	3	8	.375	10	13	.769	4	8	12	0.8	22	1	6	0.4	9	0	4	49	3.3
TOTAL	15	0	152	10.1	18	35	.514	3	8	.375	10	13	.769	4	8	12	0.8	22	1	6	0.4	9	0	4	49	3.3



1 MILES LEWIS

6-0 • JUNIOR • GUARD • SACRAMENTO, CA • SAC HS • CONTRA COSTA CC

2023-24 HIGHS

Points 7 - vs. Abilene Christian (1/18/23)
Rebounds 3 - vs. UTRGV (12/2/23)
Assists 4 - vs. Abilene Christian (1/18/23)
Steals 1 - at Abilene Christian (2/1/24)
Blocks 1 - 2 times; last at Abilene Christian (2/1/24)

CAREER

Points 7 - vs. Abilene Christian (1/18/23)
Rebounds 3 - vs. UTRGV (12/2/23)
Assists 4 - vs. Abilene Christian (1/18/23)
Steals 1 - at Abilene Christian (2/1/24)
Blocks 1 - 2 times; last at Abilene Christian (2/1/24)

Junior (2023-24)

- Notched his first career steal against the Wildcats on 2/1.
- Made his first three-pointer vs. ACU (1/18)
- Scored a season-best seven against ACU in his most played game of the year
- Led the team in rebounds in the first half against UTRGV (12/2)
- Led team in assists with season-high 3 in 68-66 win at SFA
- Saw action in the title bout of the Texans' championship run at the SoCal Challenge
- Saw substantial playing time at Bradley and started the second half

- assists and 16 points
- Scored a career-high 28 points against Foothill as a sophomore on 11/17/22

Sac High

- Spent four years as a starter on varsity

Personal

- Born on Dec. 5, 2001 to Kevin and Daphne Lewis
- Has two brothers, Kahn and Kevin and one sister, Mecca
- Intends to major in Business at Tarleton.

Contra Costa Community College (2021-23)


- Started in all 56 games he played across two seasons
- Named to Bay Valley Conference First Team in 2022-23
- Lewis led the team in points per games in each of his two seasons
- In total he averaged 14.8 ppg in two seasons, with his best single season mark of 15.9 in 2021-22
- Scored double figures in 26 of his 27 games in his freshman campaign also adding six 20-plus point performances
- Notched a triple-double against Napa Valley on 1/26/22 with 10 rebounds, 10

2023-24 GAME LOG

DATE	OPPONENT	GP	GS	MIN	FG-A	PCT	3FG-A	PCT	FT-A	PCT	O-D	TOT	PF	AST	TO	BLK	STL	PTS
11/6	at Virginia	DNP																
11/9	at FIU	DNP																
11/11	UNT DALLAS	*		5	1-2	.500	0-0	.000	0-0	.000	0-0	0	0	1	0	0	0	2
11/14	at Bradley	*		14	1-5	.200	0-2	.000	0-0	.000	0-2	2	1	0	2	0	0	2
11/20	vs. Austin Peay	DNP																
11/22	vs. CSU-Bakersfield	*		7	1-2	.500	0-0	.000	0-0	.000	0-0	0	0	1	0	0	0	2
11/29	at Stephen F. Austin	*		5	0-2	.000	0-1	.000	0-0	.000	1-0	1	0	3	0	0	0	0
12/2	UTRGV	*		12	1-3	.333	0-0	.000	0-0	.000	1-2	3	1	1	0	0	0	2
12/5	HARDIN-SIMMONS	*		6	0-1	.000	0-0	.000	0-0	.000	0-2	2	0	1	1	0	0	0
12/12	STERLING COLLEGE	*		3	0-1	.000	0-1	.000	0-0	.000	0-0	0	0	1	1	0	0	0
12/18	JACKSONVILLE ST	DNP																
12/21	at #8 Tennessee	DNP																
12/29	at Loyola Marymount	DNP																
1/4	UT ARLINGTON	DNP																
1/11	at California Baptist	*		8	3-4	.750	0-0	.000	0-0	.000	0-0	0	0	2	0	0	0	6
1/13	at Grand Canyon	DNP																
1/18	ABILENE CHRISTIAN	*		24	3-6	.500	1-1	1.000	0-0	.000	0-2	2	0	4	3	1	0	7
1/20	at UTRGV	*		9	1-1	1.000	0-0	.000	0-0	.000	0-1	1	0	1	1	0	0	2
1/25	SOUTHERN UTAH	*		9	0-1	.000	0-0	.000	0-0	.000	0-0	0	1	0	0	0	0	0
1/27	UTAH TECH	*		2	0-1	.000	0-0	.000	0-0	.000	0-0	0	0	1	1	0	0	0
2/1	at Abilene Christian	*		16	3-7	.429	0-0	.000	0-0	.000	0-0	0	0	0	1	1	1	6
2/3	STEPHEN F. AUSTIN	*		3	0-0	.000	0-0	.000	0-0	.000	0-0	0	1	1	0	0	0	0
2/8	at Utah Valley	DNP																
2/10	at Seattle U	DNP																
2/15	at UT Arlington																	
2/22	GRAND CANYON																	
2/24	CALIFORNIA BAPTIST																	
2/29	at Utah Tech																	
3/2	at Southern Utah																	
3/7	UTAH VALLEY																	
3/9	SEATTLE U																	

CAREER STATISTICS

YEAR	GP	GS	MIN	AVG	FG	FGA	PCT	3FG	3FGA	PCT	FT	FTA	PCT	OFF	DEF	TOT	AVG	PF	FO	AST	A/G	TO	BLK	STL	PTS	AVG
2023-24	14	0	123	8.8	14	36	.389	1	5	.200	0	0	.000	2	9	11	0.8	4	0	17	1.2	10	2	1	29	2.1
TOTAL	14	0	123	8.8	14	36	.389	1	5	.200	0	0	.000	2	9	11	0.8	4	0	17	1.2	10	2	1	29	2.1



2 TRAIVAR JACKSON

6-6 • 210 • JUNIOR • FORWARD • ANCHORAGE, AK • WEST ANCHORAGE HS • PIMA CC

2023-24 HIGHS

Points 8 - 2 times; last vs. Utah Tech (1/27/23)
Rebounds 8 - vs. UT Arlington (1/4/24)
Assists 2 - vs. Jax State (12/18/23)
Steals 2 - vs. Jax State (12/18/23)
Blocks 3 - vs. Sterling (12/12/23)

CAREER

Points 8 - 2 times; last vs. Utah Tech (1/27/23)
Rebounds 8 - vs. UT Arlington (1/4/24)
Assists 2 - vs. Jax State (12/18/23)
Steals 2 - vs. Jax State (12/18/23)
Blocks 3 - vs. Sterling (12/12/23)

2023-24

- Flipped over the bench at ACU in attempt to save the ball from going out of bounds.
- Led the team in blocks on 12/5 and 12/12
- Six boards against Sterling tied for the second most in the game
- Saw action in both games of the Texans' championship run at the SoCal Challenge
- Notched bucket at the SoCal Challenge for his first D1 points (11/20)
- Saw first action of the season in final three minutes at Bradley
- Missed first three games of season due to hand injury

Pima CC (2021-23)

- Program's first Two-time NJCAA All-American earning second team honors in 2022 and third team in 2021
- Started all 61 games he played across both seasons
- Averaged 18.9 points, 7.6 rebounds and 2.2 blocks per game in his career
- Posted double-digit point totals in 60 of his 61 career games, scored 20-plus points 24 times
- Pulled down double-digit boards in 20 games, resulting in 20 double-doubles

- In his first season with the Aztecs, he averaged 19.9 points with a career-high of 36 at Scottsdale CC (2/12/22)
- Pulled down a career-high 17 rebounds against Glendale CC (1/29/22)

West Anchorage HS

- Played high school basketball at West Anchorage HS

Personal

- Born Traivar Raynold Jackson on Jan. 20, 2003 to parents Raynold and Kristine Jackson
- Has three sisters: Jaya, Kellie, Devonee
- Graduated from West Anchorage HS in 2021
- Intends to major in applied sociology

2023-24 GAME LOG

DATE	OPPONENT	GP	GS	MIN	FG-A	PCT	3FG-A	PCT	FT-A	PCT	O-D	TOT	PF	AST	TO	BLK	STL	PTS
11/6	at Virginia	DNP																
11/9	at FIU	DNP																
11/11	UNT DALLAS	DNP																
11/14	at Bradley	*		3	0-0	.000	0-0	.000	0-0	.000	0-0	0	0	0	0	0	0	0
11/20	vs. Austin Peay	*		12	1-2	.500	0-0	.000	0-0	.000	0-1	1	2	1	1	0	0	2
11/22	vs. CSU-Bakersfield	*		7	0-1	.000	0-0	.000	0-0	.000	1-0	1	2	0	0	0	0	0
11/29	at Stephen F. Austin	*		10	0-1	.000	0-0	.000	0-0	.000	0-2	2	2	0	1	0	1	0
12/2	UTRGV	*		4	0-0	.000	0-0	.000	0-0	.000	0-2	2	1	0	0	0	0	0
12/5	HARDIN-SIMMONS	*		21	3-4	.750	0-0	.000	1-2	.500	1-2	3	1	1	1	2	1	7
12/12	STERLING COLLEGE	*		17	2-4	.500	0-0	.000	1-1	1.000	3-3	6	1	1	0	3	0	5
12/18	JACKSONVILLE ST	*		22	2-2	1.000	0-0	.000	1-1	1.000	0-3	3	2	2	0	0	2	5
12/21	at #8 Tennessee	*		10	0-1	.000	0-0	.000	0-0	.000	0-0	0	1	0	0	0	0	0
12/29	at Loyola Marymount	*		14	1-1	1.000	0-0	.000	0-0	.000	2-1	3	0	0	0	1	1	2
1/4	UT ARLINGTON	*		25	0-6	.000	0-0	.000	0-0	.000	4-4	8	4	1	1	0	0	0
1/11	at California Baptist	*		17	0-2	.000	0-1	.000	1-2	.500	1-2	3	0	1	1	1	1	1
1/13	at Grand Canyon	*		8	1-1	1.000	0-0	.000	0-1	.000	1-0	1	4	0	0	0	1	2
1/18	ABILENE CHRISTIAN	*		19	4-5	.800	0-0	.000	0-0	.000	2-3	5	2	1	0	2	0	8
1/20	at UTRGV	*		8	0-2	.000	0-0	.000	0-0	.000	0-1	1	4	0	0	0	0	0
1/25	SOUTHERN UTAH	*		14	3-4	.750	0-1	.000	0-0	.000	3-0	3	2	0	1	1	1	6
1/27	UTAH TECH	*		22	4-5	.800	0-0	.000	0-0	.000	2-0	2	1	0	2	0	1	8
2/1	at Abilene Christian	*		15	0-2	.000	0-0	.000	1-2	.500	2-1	3	2	1	0	0	1	1
2/3	STEPHEN F. AUSTIN	*		7	1-1	1.000	0-0	.000	0-2	.000	0-0	0	1	0	1	0	0	2
2/8	at Utah Valley	*		18	2-6	.333	0-0	.000	1-2	.500	3-1	4	0	0	2	1	1	5
2/10	at Seattle U	*		19	2-3	.667	0-0	.000	0-0	.000	0-2	2	2	0	0	1	0	4
2/15	at UT Arlington																	
2/22	GRAND CANYON																	
2/24	CALIFORNIA BAPTIST																	
2/29	at Utah Tech																	
3/2	at Southern Utah																	
3/7	UTAH VALLEY																	
3/9	SEATTLE U																	

CAREER STATISTICS

YEAR	GP	GS	MIN	AVG	FG	FGA	PCT	3FG	3FGA	PCT	FT	FTA	PCT	OFF	DEF	TOT	AVG	PF	FO	AST	A/G	TO	BLK	STL	PTS	AVG
2023-24	21	0	292	13.9	26	53	.491	0	2	.000	6	13	.462	25	28	53	2.5	34	0	9	0.4	11	12	11	58	2.8
TOTAL	21	0	292	13.9	26	53	.491	0	2	.000	6	13	.462	25	28	53	2.5	34	0	9	0.4	11	12	11	58	

[illegible]



4 LUE WILLIAMS

6-5 • SENIOR • GUARD • ATMORE, AL • ESCAMBIA COUNTY HS

2023-24 HIGHS

Points 28 - at UTRGV (1/20/24)
Rebounds 10 - vs. UNT Dallas (11/11/23)
Assists 5 - at FIU (11/9/23)
Steals 5 - 2 times; last vs. SFA (2/3/24)
Blocks 3 - at LMU (12/29/23)

CAREER HIGHS

Points 30 - vs. Huston-Tillotson (12/21/22)
Rebounds 10 - vs. UNT Dallas (11/11/23)
Assists 5 - 2 times, last at FIU (11/9/23)
Steals 5 - 2 times; last vs. SFA (2/3/24)
Blocks 3 - 2 times, last at LMU (12/29/23)

Senior (2023-24):

- Scored 20-plus in three straight games (2/1-8)
- Made a career high five triples vs. SFA
- Named Player of the WAC for the first time in his Texan career (2/5)
- Paired with Devon Barnes to be second Texan duo to each score 20 points in same game, 16 of his 25 came in second half and OT (2/3)
- Lue exploded for 28 at UTRGV with 14 in each half. He set a new school WAC and tied the D1 era record for field goal attempts made (13)
- Led the team with 18 points in upset win in Nacogdoches
- Scored 10-plus points in five straight games after season opener
- Led the team in scoring, free throws made, rebounds, assists, blocks and steals at Bradley (11/14)
- Recorded first career double-double as a Texan against UNT Dallas (11/11)

Junior (2022-23):

- One of two Texans to appear in all 34 games, with 26 starts
- Ranked second on the team scoring 10.7 points, and led Tarleton shooting 49-for-119 from three-point land at a .412 clip
- Notched first 30-point game as a Texan against Huston-Tillotson on Dec. 21
- Tallied the second-most 20-plus point efforts (3)
- Ranked sixth in the WAC in free throw percentage (.892) in conference games among those averaging at least one attempt per game played

Coastal Alabama CC - South (2019-22):

- Williams III was named Alabama Community College Conference's 2021-22 Player of the Year as a Sun Chief
- He earned First Team All-Division and First Team All-Region while starting in all 25 games of the season
- Averaged 19.2 points, 5.6 rebounds, 2.3 steals and 2.0 assists in 21 minutes per game through the 2021-2022 season
- Started in all 24 games of the 2020-2021 season while averaging 18.4 points, 6 rebounds, 3.0 assists and 1.8 steals in 30.4 minutes per game
- Received First Team All-Division and First Team All-Region for his 2nd year with the Sun Chiefs
- Earned First Team All-Division and Second Team All-Region during the 2019-2020 season while averaging 12.2 points, 4.1 rebounds, 1.9 assists and 1.3 steals in 22.8 minutes per game.

Escambia County High School:

- Played four years on varsity for the Escambia County High School Blue Devils in Atmore, Alabama
- Earned class 4A 3rd team all-state honors as a junior in 2018 and 2nd team all-state as a senior in 2019

Personal:

- Born Luerensley Williams III to parents Luerensley Jr. and Shirley Williams
- Has three brothers, Dexter, Sheldon and Stephen
- Is an exceptional swimmer, having once saved two kids from drowning at the same time
- Was a four-year letterman on the basketball team and was a two-year letterman on the football and baseball teams
- Is a 2019 graduate of Escambia County High School in Atmore, Alabama
- Majoring in business

2023-24 GAME LOG

DATE	OPPONENT	GP	GS	MIN	FG-A	PCT	3FG-A	PCT	FT-A	PCT	O-D	TOT	PF	AST	TO	BLK	STL	PTS
11/6	at VIRGINIA	*	*	33	2-12	.167	0-3	.000	3-5	.600	0-2	2	4	0	0	0	2	7
11/9	at FIU	*	*	39	5-11	.455	0-2	.000	1-2	.500	2-6	8	3	5	5	2	2	11
11/11	UNT DALLAS	*	*	40	7-13	.538	0-5	.000	2-4	.500	3-7	10	3	2	2	0	1	16
11/14	at Bradley	*	*	40	4-12	.333	1-3	.333	7-9	.778	2-4	6	2	1	4	1	5	16
11/20	vs. Austin Peay	*	*	39	6-11	.545	3-6	.500	0-0	.000	0-0	0	1	1	0	0	2	15
11/22	vs. CSU-Bakersfield	*	*	30	1-7	.143	1-3	.333	2-2	1.000	1-3	4	0	1	1	0	0	5
11/29	at Stephen F. Austin	*	*	38	7-12	.583	2-4	.500	2-2	1.000	1-8	9	1	0	1	0	2	18
12/2	UTRGV	*	*	30	4-11	.364	1-3	.333	2-2	1.000	2-3	5	4	0	2	2	1	11
12/5	HARDIN-SIMMONS	*	*	16	5-7	.714	2-4	.500	4-6	.667	0-3	3	1	1	0	0	1	16
12/12	STERLING COLLEGE	*	*	19	2-8	.250	0-3	.000	0-2	.000	0-2	2	3	0	1	0	3	4
12/18	JACKSONVILLE ST	*	*	38	6-13	.462	1-3	.333	2-2	1.000	1-5	6	1	1	1	0	2	15
12/21	at #8 Tennessee	*	*	37	4-12	.333	0-5	.000	2-2	1.000	2-4	6	3	5	4	0	0	10
12/29	at Loyola Marymount	*	*	35	4-8	.500	0-2	.000	3-4	.750	0-2	2	2	1	3	3	0	11
1/4	UT ARLINGTON	*	*	33	5-11	.455	4-5	.800	2-2	1.000	0-1	1	2	2	2	0	2	16
1/11	at California Baptist	*	*	33	2-6	.333	0-1	.000	4-5	.800	1-2	3	1	0	0	0	2	8
1/13	at Grand Canyon	*	*	30	3-10	.300	0-2	.000	0-1	.000	0-2	2	3	2	0	0	1	6
1/18	ABILENE CHRISTIAN	*	*	30	5-10	.500	0-3	.000	5-8	.625	1-5	6	1	2	0	0	1	15
1/20	at UTRGV	*	*	40	13-21	.619	0-2	.000	2-2	1.000	3-3	6	2	0	2	0	1	28
1/25	SOUTHERN UTAH	*	*	24	2-8	.250	0-5	.000	0-0	.000	1-6	7	4	0	3	0	1	4
1/27	UTAH TECH	*	*	30	6-9	.667	3-4	.750	3-4	.750	1-2	3	3	1	1	0	2	18
2/1	at Abilene Christian	*	*	43	10-17	.588	0-3	.000	5-5	1.000	2-4	6	2	0	2	1	1	25
2/3	STEPHEN F. AUSTIN	*	*	38	8-12	.667	5-6	.833	6-8	.750	1-3	4	0	1	1	1	5	27
2/8	at Utah Valley	*	*	37	7-15	.467	2-3	.667	5-6	.833	1-5	6	2	3	0	0	0	21
2/10	at Seattle U	*	*	32	4-10	.400	1-1	1.000	1-2	.500	2-5	7	4	2	1	0	0	10
2/15	at UT Arlington																	
2/22	GRAND CANYON																	
2/24	CALIFORNIA BAPTIST																	
2/29	at Utah Tech																	
3/2	at Southern Utah																	
3/7	UTAH VALLEY																	
3/9	SEATTLE U																	

CAREER STATISTICS

YEAR	GP	GS	MIN	AVG	FG	FGA	PCT	3FG	3FGA	PCT	FT	FTA	PCT	OFF	DEF	TOT	AVG	PF	FO	AST	A/G	TO	BLK	STL	PTS	AVG
2022-23	34	26	842	24.6	123	282	.436	49	119	.412	70	90	.778	22	87	109	3.2	82	0	32	0.9	58	9	27	365	10.7
2023-24	24	24	804	33.5	122	266	.459	26	81	.321	63	85	.741	27	87	114	4.8	52	0	31	1.3	36	10	37	333	13.9
TOTAL	58	50	1646	28.4	245	548	.447	75	200	.375	133	175	.760	49	174	223	3.8	134	4	63	1.1	94	19	64	698	12.0



KIANDRE GADDY

6-6 • SENIOR • FORWARD • DALLAS, TX • NORTH DALLAS ADVENTIST ACADEMY

2023-24 HIGHS

Points 24 - at LMU (12/29/23)
Rebounds 14 - at FIU (11/9/23)
Assists 3 - 3 times; last at Seattle U (2/10/24)
Steals 3 - 2 times; last vs. SFA (2/3/24)
Blocks 7 - vs UTRGV (12/2/23)

CAREER HIGHS

Points 24 - at LMU (12/29/23)
Rebounds 14 - at FIU (11/9/23)
Assists 5 - vs. UT Arlington (12/29/22)
Steals 3 - 2 times; last vs. SFA (2/3/24)
Blocks 7 - vs UTRGV (12/2/23)

Senior (2023-24)

- Poster dunk against ACU was a WAC Top Play Nominee
- Broke Tahj Small's D1 era record posting his fifth double-double of the season with 24 and 12 at LMU
- Tied for team-lead in steals while posting career high of 3 against HSU (12/5)
- Three blocks shy of a triple double against UTRGV (12/2) 18 points, 10 boards
- Named to All-Tournament Team of SoCal Challenge Sand Division helped lead team to title with his second double-double of the season in the title game
- Registered first career double-double with 17 pts and 14 rebs at FIU setting new career-highs
- Pulled down four boards and scored four points against Virginia

Junior (2022-23)

- Appeared in 28 games while tallying 13 starts
- Averaged 4.4 points and 2.5 boards in 11.8 minutes per game
- Led the team with 20 blocks and a .607 field goal percentage (51-for-84)
- Scored in double-digits four times, including three 15-point efforts, his season best
- Played a season-high 35 minutes in his second start of the season against Chicago State (Jan)
- Participated in Midnight Madness Dunk Contest to kick off the season.

Walla Walla University (2019-22):

- Two-time All-Conference team selection with the Wolves
- Gaddy was 22nd in overall NAIA scoring
- Ranked top-10 in the Cascade Collegiate Conference for scoring (1st), overall rebounding (2nd), field goal percentage (10th), blocked shots (1st), offensive rebounding (1st), defensive rebounding (5th) and minutes played (8th)
- Accumulated 23 double-double scoring games during his career and broke school records in scoring (42) and rebounds (20)

- Amassed 1071 points and 509 rebounds at Walla Walla
- During the 2021-22 season, he averaged 20.3 points, 9.3 rebounds, 1.8 assists and 1.8 blocks in 31.5 minutes per game
- Took Newcomer of the Year honors during the 2019-20 season while averaging 20.1 points, 9.9 rebounds, 1.5 blocks and 1.4 steals in 32.0 minutes per game.

North Dallas Adventist Academy:

- Played three years on varsity basketball, voted as team captain, for the Sentinels while also competing in cross country and soccer
- Averaged 13.8 points and 10.1 rebounds per game across 94 varsity competitions
- Amassed 1,295 points and 953 rebounds in his three year varsity career
- Led NDAA to the TCAF Division I State Championship in 2019, ending the season with a 39-1 record
- Gaddy was a two-time winner of TCAF District MVP, TCAF First Team All-District, TCAF First Team All-State and Hoops Classic Most Outstanding Player
- Earned NDAA Varsity Men's Basketball MVP and Union Basketball Tournament First Team All-Tournament once
- Did not start playing basketball until sophomore year of high school.

Personal:

- Born KiAndre Marquis Gaddy on Feb. 6, 2001
- Son of Andre Gaddy and Kimbroughly Mullins
- Has one brother, Dondre, and a sister, Ateria
- Majoring in business
- Is a 2019 graduate of North Dallas Adventist Academy in Dallas, Texas
- Was a three-year letterman on the basketball team and also played cross country and soccer

2023-24 GAME LOGS

DATE	OPPONENT	GP	GS	MIN	FG-A	PCT	3FG-A	PCT	FT-A	PCT	O-D	TOT	PF	AST	TO	BLK	STL	PTS
11/6	at VIRGINIA	*	*	20	2-6	.333	0-0	.000	0-0	.000	2-2	4	3	2	0	0	0	4
11/9	at FIU	*	*	28	7-10	.700	0-0	.000	3-4	.750	9-5	14	3	0	1	2	1	17
11/11	UNT DALLAS	*	*	30	8-17	.471	0-1	.000	4-5	.800	4-3	7	3	0	1	1	2	20
11/14	at Bradley	*	*	7	2-4	.500	0-1	.000	4-4	1.000	1-0	1	1	0	0	0	1	8
11/20	vs. Austin Peay	*	*	27	5-7	.714	0-0	.000	3-5	.600	3-4	7	4	1	1	1	0	13
11/22	vs. CSU-Bakersfield	*	*	34	5-12	.417	0-0	.000	2-3	.667	9-3	12	4	1	4	0	1	12
11/29	at Stephen F. Austin	*	*	24	7-9	.778	0-0	.000	1-3	.333	5-3	8	5	0	2	1	0	15
12/2	UTRGV	*	*	35	6-10	.600	0-0	.000	6-9	.667	5-5	10	4	2	3	7	2	18
12/5	HARDIN-SIMMONS	*	*	20	5-8	.625	0-0	.000	3-3	1.000	1-2	3	1	2	1	0	3	13
12/12	STERLING COLLEGE	*	*	24	5-8	.625	0-0	.000	1-3	.333	7-5	12	2	1	1	2	1	11
12/18	JACKSONVILLE ST	*	*	24	4-7	.571	0-0	.000	0-2	.000	2-2	4	4	0	4	1	0	8
12/21	at #8 Tennessee	*	*	31	5-11	.455	0-1	.000	0-2	.000	5-2	7	4	2	0	4	1	10
12/29	at Loyola Marymount	*	*	35	11-17	.647	0-0	.000	2-5	.400	5-7	12	2	3	0	0	0	24
1/4	UT ARLINGTON	*	*	19	2-3	.667	0-0	.000	1-3	.333	3-2	5	5	2	1	1	0	5
1/11	at California Baptist	*	*	26	4-9	.444	0-0	.000	0-0	.000	2-2	4	4	1	0	3	0	8
1/13	at Grand Canyon	*	*	33	2-9	.222	0-0	.000	2-2	1.000	3-2	5	4	2	3	2	1	6
1/18	ABILENE CHRISTIAN	*	*	28	7-11	.636	0-0	.000	1-4	.250	3-1	4	5	0	0	2	0	15
1/20	at UTRGV	*	*	28	5-12	.417	0-0	.000	1-1	1.000	4-4	8	2	3	3	2	0	11
1/25	SOUTHERN UTAH	*	*	33	8-9	.889	0-0	.000	3-4	.750	6-2	8	2	1	2	0	2	19
1/27	UTAH TECH	*	*	26	0-4	.000	0-0	.000	8-8	1.000	3-2	5	3	1	2	1	1	8
2/1	at Abilene Christian	*	*	40	3-8	.375	0-0	.000	3-4	.750	7-5	12	3	0	4	1	1	9
2/3	STEPHEN F. AUSTIN	*	*	37	3-5	.600	0-0	.000	1-2	.500	1-5	6	4	2	1	3	3	7
2/8	at Utah Valley	*	*	24	4-7	.571	0-0	.000	2-3	.667	2-4	6	4	0	1	3	2	10
2/10	at Seattle U	*	*	28	5-9	.556	0-0	.000	3-3	1.000	3-1	4	4	3	2	1	1	13
2/15	at UT Arlington																	
2/22	GRAND CANYON																	
2/24	CALIFORNIA BAPTIST																	
2/29	at Utah Tech																	
3/2	at Southern Utah																	
3/7	UTAH VALLEY																	
3/9	SEATTLE U																	

CAREER STATISTICS

YEAR	GP	GS	MIN	AVG	FG	FGA	PCT	3FG	3FGA	PCT	FT	FTA	PCT	OFF	DEF	TOT	AVG	PF	FO	AST	A/G	TO	BLK	STL	PTS	AVG
2022-23	28	13	329	11.8	51	84	.607	0	1	.000	20	44	.455	35	34	69	2.5	46	2	18	0.6	25	20	14	122	4.4
2023-24	24	23	661	27.5	115	212	.542	0	3	.000	54	82	.659	95	73	168	7.0	80	3	29	1.2	37	38	23	284	11.8
TOTAL	52	36	990	19.0	166	296	.561	0	4	.000	74	126	.587	130	107	237	4.6	126	5	47	0.9	62	58	37	406	



6 JAKORIE SMITH

6-6 • 215 • SENIOR • FORWARD • ATMORE, AL • ESCAMBIA COUNTY HS

2023-24 HIGHS

Points 34 - at FIU (11/9/23)
Rebounds 8 - 2 times, last at #8 Tennessee (12/21/23)
Assists 5 - at LMU (12/29/23)
Steals 6 - at FIU (11/9/23)
Blocks 2 - at FIU (11/9/23)

CAREER HIGHS

Points 34 - at FIU (11/9/23)
Rebounds 8 - 2 times, last at #8 Tennessee (12/21/23)
Assists 6 - vs. Utah Tech (1/26/23)
Steals 6 - at FIU (11/9/23)
Blocks 2 - at FIU (11/9/23)

Senior (2023-24)

- Hit three-pointer in corner in front of bench at ACU (2/1) with 11.3 seconds left in regulations to send the Texans to OT.
- Posted his fourth 20-plus game of the season with a 25-point effort against ACU
- Led team in scoring against Sterling
- Hit game-winning three at the buzzer against UTRGV on 12/2 for first GW buzzer beater in D1 era, led team in steals
- Named SoCal Challenge Sand Division MVP after leading the Texans in scoring in both victories of the Texan title grab
- Posted second highest scoring mark of his career at SoCal Challenge against Austin Peay (11/20)
- All of nine of his points at Bradley came in the second half
- Exploded for career-high 34 points and six steals at FIU, scored 15 straight Texan points

Junior (2022-23)

- Appeared in 29 games with 11 starts
- Third on the team in points (9.8) and second in rebounds (4.0) in 21.8 minutes per game
- Second on the squad with 1.78 steals per contest
- Notched 14 10-plus point performances
- Scored a season-high 26 points in the WAC Tournament First Round against UTRGV
- Logged five steals in a game twice.

East Mississippi CC (2019-22)

- Utilized the NJCAA's COVID-19 ruling which granted athletes an additional year of eligibility to play a third year at EMCC
- Led the Lions to a 2022 Conference Championship while averaging 17.7 points and 7.9 rebounds per game in his third season, ranking him sixth and 10th, respectively, in the MACCC
- Earned three-time All-State and All-Region honors and was MACCC Player of the Week numerous times while leading the Lions to a peak ranking of 6th in the country

- He left EMCC as the 2nd leading scorer in school history and scored a career-high 36 points in his final game
- Averaged 13.3 points and 7.7 rebounds per game during the pandemic-altered 2020-21 season
- As a freshman, averaged 15.2 points and a career-high 8.4 rebounds per outing.

Raymond High School

- Played three years of varsity basketball for the Rangers, serving as team captain for one year
- Was a state champion three years in a row from 2017-2019, the first time Raymond had ever produced a state championship three-peat in any sport
- Became the first male athlete in school history to be named to The Clarion-Ledger newspaper's Dandy Dozen his senior year
- The same year he was the first Ranger to suit up in the Mississippi/Alabama All-Star game ...
- Following his third consecutive state title, he was crowned the 4A MHSAA Boys Basketball MVP
- In addition, Smith was selected to compete in the Mississippi Association of Coaches North/South All-Star Basketball Game after his junior season
- He was a two-time winner of All-District and All-State honors
- Outside the court, Smith was an A/B honor roll student throughout his high school career

Personal

- Born Jakorie Rashawn Smith to parents Johnny and Willie B
- Has two brothers, Jarius Smith and Jeremy Frazier
- Majoring in Kinesiology
- Originally from Utica, Mississippi, Smith is a 2019 graduate of Raymond High School in Raymond, Mississippi

2023-24 GAME LOG

DATE	OPPONENT	GP	GS	MIN	FG-A	PCT	3FG-A	PCT	FT-A	PCT	O-D	TOT	PF	AST	TO	BLK	STL	PTS
11/6	at VIRGINIA	*	*	32	2-7	.286	0-2	.000	3-5	.600	1-4	5	4	2	1	0	3	7
11/9	at FIU	*	*	37	12-20	.600	6-10	.600	4-6	.667	2-6	8	1	2	2	2	6	34
11/11	UNT DALLAS	*	*	5	1-2	.500	0-0	.000	1-1	1.000	0-0	0	0	1	2	0	0	3
11/14	at Bradley	*	*	37	3-10	.300	0-3	.000	3-3	1.000	1-3	4	0	1	1	0	0	9
11/20	vs. Austin Peay	*	*	37	11-23	.478	3-10	.300	3-3	1.000	3-4	7	1	0	1	1	2	28
11/22	vs. CSU-Bakersfield	*	*	34	7-17	.412	3-9	.333	0-0	.000	1-1	2	1	0	1	0	3	17
11/29	at Stephen F. Austin	*	*	36	4-14	.286	1-5	.200	5-6	.833	1-3	4	5	1	1	1	3	14
12/2	UTRGV	*	*	26	6-12	.500	1-4	.250	4-4	1.000	1-2	3	2	2	3	0	3	17
12/5	HARDIN-SIMMONS	*	*	19	4-10	.400	0-2	.000	5-5	1.000	2-3	5	2	1	0	0	1	13
12/12	STERLING COLLEGE	*	*	22	7-15	.467	1-3	.333	2-2	1.000	2-3	5	1	4	0	0	0	17
12/18	JACKSONVILLE ST	*	*	35	2-12	.167	2-8	.250	0-0	.000	1-4	5	3	4	1	0	0	6
12/21	at #8 Tennessee	*	*	31	2-11	.182	1-5	.200	1-2	.500	3-5	8	4	1	1	0	2	6
12/29	at Loyola Marymount	*	*	31	9-14	.643	3-6	.500	0-0	.000	0-2	2	4	5	0	0	0	21
1/4	UT ARLINGTON	*	*	21	6-11	.545	3-6	.500	0-0	.000	0-4	4	1	1	2	1	1	15
1/11	at California Baptist	*	*	23	3-8	.375	1-3	.333	0-0	.000	0-1	1	1	2	2	0	1	7
1/13	at Grand Canyon	*	*	31	3-11	.273	1-6	.167	0-0	.000	0-4	4	0	2	0	0	0	7
1/18	ABILENE CHRISTIAN	*	*	30	9-15	.600	4-8	.500	3-6	.500	2-3	5	3	1	0	0	0	25
1/20	at UTRGV	*	*	29	5-15	.333	0-3	.000	1-2	.500	1-4	5	1	2	1	1	2	11
1/25	SOUTHERN UTAH	*	*	26	6-12	.500	2-6	.333	1-1	1.000	2-3	5	1	1	3	0	0	15
1/27	UTAH TECH	*	*	26	10-18	.556	2-5	.400	6-6	1.000	0-5	5	1	1	3	1	3	28
2/1	at Abilene Christian	*	*	35	6-16	.375	3-9	.333	2-2	1.000	1-3	4	1	3	0	0	2	17
2/3	STEPHEN F. AUSTIN	*	*	36	5-16	.313	2-8	.250	5-7	.714	0-4	4	4	2	4	0	4	17
2/8	at Utah Valley	*	*	34	5-12	.417	3-6	.500	0-0	.000	0-7	7	3	2	1	0	5	13
2/10	at Seattle U	*	*	33	8-19	.421	5-9	.556	5-6	.833	0-2	2	2	2	3	1	2	26
2/15	at UT Arlington																	
2/22	GRAND CANYON																	
2/24	CALIFORNIA BAPTIST																	
2/29	at Utah Tech																	
3/2	at Southern Utah																	
3/7	UTAH VALLEY																	
3/9	SEATTLE U																	

CAREER STATISTICS

YEAR	GP	GS	MIN	AVG	FG	FGA	PCT	3FG	3FGA	PCT	FT	FTA	PCT	OFF	DEF	TOT	AVG	PF	FO	AST	A/G	TO	BLK	STL	PTS	AVG
2022-23	29	11	632	21.8	94	229	.410	30	89	.337	65	87	.747	29	86	115	4.0	67	2	47	1.6	38	6	48	283	9.8
2023-24	24	24	706	29.4	136	320	.425	47	136	.346	54	67	.806	24	80	104	4.3	46	1	43	1.8	33	8	43	373	15.5
TOTAL	53	35	1338	25.2	230	549	.419	77	225	.342	119	154	.773	53	166	219	4.1	113	3	90	1.7	71	14	91	656	12.4



6-4 • 185 • FRESHMAN • GUARD • GENEVA, SWITZERLAND • REAL MADRID HS

CAREER

Points	-
Rebounds	-
Assists	-
Steals	-
Blocks	-

2023-24

- 15th youngest player in NCAA Division I Men's Basketball this season.

Real Madrid HS

- Graduated in 2023 from Real Madrid in Madrid, Spain
- Designated as Spanish Scholarship Winner
- Earned International Baccalaureate after graduation
- Named Mini Copa MVP during his final season

Personal

- Born Kaya Shona Mutambirwa on June 20, 2005 to parents Shona and Nadia Mutambirwa
- Has two siblings brother, Nyjah and sister, Nalya
- Intends to major in general business.

2023-2024 GAME LOG

[illegible]

CAREER STATISTICS

[illegible]

[illegible]



9 EMMANUEL INNOCENTI

6-5 • 198 • FRESHMAN • FORWARD • RANZANICO, ITALY • ITC PIERO CALAMANDRE

2023-24 HIGHS

Points 19 - vs. UT Arlington (1/4/24)
Rebounds 13 - 2 times, last vs. CSU-B (11/22/23)
Assists 8 - at LMU (12/29/23)
Steals 4 - 2 times; last vs. UT Arlington (1/4/24)
Blocks 1 - 6 times last at Abilene Christian (2/1/24)

CAREER

Points 19 - vs. UT Arlington (1/4/24)
Rebounds 13 - 2 times, last vs. CSU-B (11/22/23)
Assists 8 - at LMU (12/29/23)
Steals 4 - 2 times; last vs. UT Arlington (1/4/24)
Blocks 1 - 6 times last at Abilene Christian (2/1/24)

Freshman (2023-24)

- Knocked down all three of his three-point attempts at Seattle U (2/10)
- led the team in steals, assists and rebounds at Seattle U (2/10) and Jax State (12/18)
- Led or co-led in blocks, steals or assists in eight straight games (12/29 - 1/27)
- Posted game-highs of nine boards and four steals against Jax State (12/18)
- Tied his career-high with 11 points against UTRGV
- Forced three steals all in the backcourt in a 68-66 win at SFA (11/29)
- Had his best game as a Texan in the SoCal Challenge Sand Division Championship; notching his first career double-double with 11 points and 13 boards, played all 40 minutes
- Recorded four steals, four assists and 10 points in exhibition against Howard Payne

Amateur Italian Career

- Played four seasons for Stella Azzurra Roma
- Shared the court with Stevie Thompson in 2018-19, the most known player in the league, when Innocenti was just 15
- Posted a trio of double-figure scoring totals in his fourth season with the team
- Played on the 2022-23 U18 Italy National Team
- Averaged 11.1 points and 7.1 rebounds in 7 games averaging 25.6 minutes per game
- Posted double-digit scoring totals in his final five games, including a double-double in his final game against U18 France with 12 rebounds and 10 points.

Personal

- Born Emmanuel Innocenti on Sept. 28, 2004 to Ubaldo Innocenti and Mariam Kone
- Is an only child
- Graduated from ITC Piero Calamandrei in 2023 in Roma, Italy
- Intends to major in business.

2023-2024 GAME LOG

DATE	OPPONENT	GP	GS	MIN	FG-A	PCT	3FG-A	PCT	FT-A	PCT	O-D	TOT	PF	AST	TO	BLK	STL	PTS
11/6	at Virginia	*		21	1-4	.250	1-3	.333	0-0	.000	0-5	5	4	1	3	1	1	3
11/9	at FIU	*	*	28	2-3	.667	0-1	.000	1-2	.500	1-6	7	3	0	5	0	0	5
11/11	UNT DALLAS	*	*	32	3-6	.500	0-1	.000	2-2	1.000	5-8	13	5	4	3	1	2	8
11/14	at Bradley	*	*	9	0-3	.000	0-0	.000	0-0	.000	0-1	1	1	0	1	0	0	0
11/20	vs. Austin Peay	*	*	35	2-6	.333	0-4	.000	1-1	1.000	1-5	6	1	4	3	0	1	5
11/22	vs. CSU-Bakersfield	*	*	40	3-5	.600	2-3	.667	3-4	.750	2-11	13	2	0	1	0	0	11
11/29	at Stephen F. Austin	*	*	38	1-5	.200	0-1	.000	3-4	.750	2-5	7	1	2	5	1	3	5
12/2	UTRGV	*	*	29	5-10	.500	1-2	.500	0-0	.000	0-2	2	4	0	1	0	1	11
12/5	HARDIN-SIMMONS	*	*	20	2-3	.667	0-1	.000	2-2	1.000	3-2	5	2	2	1	0	3	6
12/12	STERLING COLLEGE	*	*	19	3-7	.429	0-2	.000	4-4	1.000	0-2	2	1	2	1	0	3	10
12/18	JACKSONVILLE ST	*	*	38	2-9	.222	0-2	.000	2-2	1.000	2-7	9	4	4	0	0	4	6
12/21	at #8 Tennessee	*	*	35	1-6	.167	0-3	.000	2-2	1.000	1-6	7	3	3	2	0	1	4
12/29	at Loyola Marymount	*	*	40	3-5	.600	0-1	.000	0-0	.000	2-4	6	3	8	0	0	0	6
1/4	UT ARLINGTON	*	*	38	7-12	.583	2-4	.500	3-4	.750	0-6	6	3	3	2	0	4	19
1/11	at California Baptist	*	*	29	2-7	.286	1-2	.500	0-0	.000	1-4	5	2	2	3	1	1	5
1/13	at Grand Canyon	*	*	36	3-7	.429	1-3	.333	0-0	.000	2-2	4	3	2	0	1	1	7
1/18	ABILENE CHRISTIAN	*	*	34	0-5	.000	0-0	.000	0-0	.000	1-8	9	4	3	1	0	0	0
1/20	at UTRGV	*	*	34	2-6	.333	0-1	.000	5-6	.833	1-6	7	4	7	1	0	3	9
1/25	SOUTHERN UTAH	*	*	35	2-10	.200	0-3	.000	0-0	.000	4-5	9	3	5	2	0	1	4
1/27	UTAH TECH	*	*	28	4-6	.667	1-2	.500	2-2	1.000	1-6	7	2	3	1	0	2	11
2/1	at Abilene Christian	*	*	37	2-4	.500	1-1	1.000	0-1	.000	0-8	8	2	2	1	1	0	5
2/3	STEPHEN F. AUSTIN	*	*	32	1-2	.500	0-1	.000	0-0	.000	0-4	4	4	4	4	0	2	2
2/8	at Utah Valley	*	*	35	2-5	.400	1-2	.500	2-3	.667	0-10	10	1	4	2	0	2	7
2/10	at Seattle U	*	*	35	4-5	.800	3-3	1.000	1-2	.500	1-6	7	4	4	1	0	3	12
2/15	at UT Arlington																	
2/22	GRAND CANYON																	
2/24	CALIFORNIA BAPTIST																	
2/29	at Utah Tech																	
3/2	at Southern Utah																	
3/7	UTAH VALLEY																	
3/9	SEATTLE U																	

CAREER STATISTICS

YEAR	GP	GS	MIN	AVG	FG	FGA	PCT	3FG	3FGA	PCT	FT	FTA	PCT	OFF	DEF	TOT	AVG	PF	FO	AST	A/G	TO	BLK	STL	PTS	AVG
2023-24	24	23	757	31.5	57	141	.404	14	46	.304	33	41	.805	30	129	159	6.6	66	1	69	2.9	44	6	38	161	6.7
TOTAL	24	23	757	31.5	57	141	.404	14	46	.304	33	41	.805	30	129	159	6.6	66	1	69	2.9	44	6	38	161	6.7



10 ADAM MOUSSA

6-3 • 195 • SENIOR • GUARD • CAIRO, EGYPT • COPPELL HS • BLACK HILLS STATE

2023-24 HIGHS

Points 7 - 2 times; last at Utah Valley (2/8/24)
Rebounds 4 - vs. CSU-Bakersfield (11/22/23)
Assists 7 - vs. Utah Tech (1/27/24)
Steals 2 - 2 times; last vs. UTRGV (12/2/23)
Blocks 1 - 3 times; last at Seattle U (2/10/24)

CAREER

Points 32 - at Western Colorado (1/14/22)
Rebounds 14 - at SD Mines (11/28/22)
Assists 12 - vs. Augustana (SD) (11/19/22)
Steals 7 - at Colorado Mesa (12/10/21)
Blocks 4 - vs. MSU Denver (2/4/23)

Senior (2023-24)

- Led team with seven assists against Utah Tech (1/27)
- Made a 3-pointer in four straight games (11/14-29)
- Dished out a season-high five assists in the title game of the Texans' SoCal Challenge Sand Division Championship
- Played a season-high 32 minutes in his fifth game and co-led the team with 4 assists and his first block of the year.
- Earned a start in his first game as a D1 player (11/6)

Black Hills State (2020-23)

- Moussa played in 77 games with 73 starts across three seasons averaging 12.2 points, 5.3 rebounds and 4.5 assists
- Averaged a season-high 13.9 points in 2021-22, shot .840 from the foul line
- Posted a triple double in his third year with 13 points, 10 rebounds and 10 assists against UC-Colorado Springs on Feb. 10, 2023
- Logged double-digit scoring totals in 48 games
- Led team in assists in each of his three seasons
- Topped the team in made three-pointers in his first two seasons
- Program record holder for three-pointers made and percentage in a single season

Honors and Awards

2022-23 All-RMAC Second Team 2022-23 CSC Academic All-America
 2022-23 CSC Academic All-District 2022-23 RMAC All-Academic
 2021-22 RMAC All-Tournament Team 2021-22 CoSIDA Academic All-District

2021-22 All-RMAC Second Team

2021-22 RMAC All-Academic First Team

2020-21 All-RMAC Honorable Mention

Team Egypt (FIBA 2023)

- Named to Team Egypt for 2023 FIBA World Cup in
- Played in five games averaging two points in 11.8 minutes per contest
- Made a pair of three-pointers and seven assists
- Played against NBA players: Jonas Valanciunas, Nikola Vucevic and Marko Simonovic
- Shared the court with NBA guard Patrick Gardner.

Coppell High School

- Named First Team All-District in his senior season
- Helped lead his team to back-to-back District Championships in his final two prep seasons
- In his senior season he averaged 11.2 points, led the team with 5.0 assists and was second with 5.2 rebounds per game
- Played for coach Clint Schnell in his first two seasons with Coppell.

Personal

- Born Adam Hashem Moussa on July 14, 2002
- Father Hesham played professionally in Egypt
- Sister, Reem played at Rice and brother, Kareem played at Delaware State and now both are playing professionally overseas
- Is pursuing his master's degree in business analytics at Tarleton
- Graduated in 2020 from Coppell HS in Coppell, TX
- Also played tennis at Coppell HS

2023-2024 GAME LOG

DATE	OPPONENT	GP	GS	MIN	FG-A	PCT	3FG-A	PCT	FT-A	PCT	O-D	TOT	PF	AST	TO	BLK	STL	PTS
11/6	at VIRGINIA	*	*	7	0-0	.000	0-0	.000	0-0	.000	0-0	0	1	0	2	0	0	0
11/9	at FIU	*	*	1	0-0	.000	0-0	.000	0-0	.000	0-0	0	0	0	2	0	1	0
11/11	UNT DALLAS	DNP																
11/14	at Bradley	*	*	15	1-4	.250	1-3	.333	0-0	.000	0-1	1	1	0	0	0	1	3
11/20	vs. Austin Peay	*	*	32	1-4	.250	1-2	.500	0-0	.000	1-1	2	0	4	2	1	0	3
11/22	vs. CSU-Bakersfield	*	*	27	3-6	.500	1-3	.333	0-0	.000	2-2	4	2	5	1	0	2	7
11/29	at Stephen F. Austin	*	*	11	2-4	.500	1-1	1.000	0-0	.000	0-0	0	1	2	0	0	0	5
12/2	UTRGV	*	*	7	0-1	.000	0-1	.000	0-0	.000	0-0	0	0	0	1	0	2	0
12/5	HARDIN-SIMMONS	*	*	18	1-4	.250	0-3	.000	0-0	.000	0-1	1	1	3	0	0	1	2
12/12	STERLING COLLEGE	*	*	11	1-3	.333	0-1	.000	1-2	.500	0-1	1	0	1	0	0	1	3
12/18	JACKSONVILLE ST	DNP																
12/21	at #8 Tennessee	DNP																
12/29	at Loyola Marymount	DNP																
1/4	UT ARLINGTON	DNP																
1/11	at California Baptist	*	*	3	0-2	.000	0-2	.000	0-0	.000	0-1	1	0	0	0	0	0	0
1/13	at Grand Canyon	*	*	8	2-5	.400	0-1	.000	0-0	.000	0-0	0	0	1	1	0	0	4
1/18	ABILENE CHRISTIAN	*	*	14	0-1	.000	0-1	.000	4-4	1.000	0-2	2	1	4	3	0	1	4
1/20	at UTRGV	*	*	11	1-2	.500	1-2	.500	0-0	.000	0-0	0	1	0	1	0	0	3
1/25	SOUTHERN UTAH	*	*	7	0-3	.000	0-0	.000	0-0	.000	0-0	0	0	0	0	0	1	0
1/27	UTAH TECH	*	*	26	1-6	.167	0-3	.000	0-0	.000	0-1	1	2	7	1	1	1	2
2/1	at Abilene Christian	*	*	3	0-0	.000	0-0	.000	0-0	.000	0-1	1	0	0	1	0	0	0
2/3	STEPHEN F. AUSTIN	DNP																
2/8	at Utah Valley	*	*	25	3-7	.429	1-1	1.000	0-0	.000	0-1	1	3	4	3	0	1	7
2/10	at Seattle U	*	*	17	1-4	.250	0-1	.000	0-0	.000	0-1	1	0	2	0	1	1	2
2/15	at UT Arlington																	
2/22	GRAND CANYON																	
2/24	CALIFORNIA BAPTIST																	
2/29	at Utah Tech																	
3/2	at Southern Utah																	
3/7	UTAH VALLEY																	
3/9	SEATTLE U																	

CAREER STATISTICS

YEAR	GP	GS	MIN	AVG	FG	FGA	PCT	3FG	3FGA	PCT	FT	FTA	PCT	OFF	DEF	TOT	AVG	PF	FO	AST	A/G	TO	BLK	STL	PTS	AVG
2020-21 (BHSU)	18	18	543	30.2	63	129	.488	45	87	.517	17	20	.850	4	63	67	3.7	44	0	58	3.2	36	3	34	188	10.4
2021-22 (BHSU)	34	33	1158	34.1	156	407	.383	80	246	.325	79	94	.840	14	175	189	5.6	67	1	159	4.7	99	5	51	471	13.9
2022-23 (BHSU)	25	22	759	30.4	104	271	.384	37	122	.303	39	56	.696	15	138	153	6.1	52	0	127	5.1	60	13	27	284	11.4
2023-24	18	1	243	13.5	17	56	.304	6	25	.240	5	6	.833	3	13	16	0.9	13	0	33	1.8	18	3	13	45	2.5
TOTAL	95	75	2705	28.5	340	863	.394	166	480	.346	140	176	.796	36	389	425	4.5	176	1	377	4.0	213	24	125	988	10.4



11 BUBU BENJAMIN

6-7 • 205 • FRESHMAN • GUARD • MEDICINE HAT, ALBERTA, CANADA • EDGE HS

2023-24 HIGHS

Points 16 - at Bradley (11/14/23)
Rebounds 6 - 2 times, last vs. Sterling (12/12/23)
Assists 3 - 3 times, last vs. Sterling (12/12/23)
Steals 2 - 3 times last vs. Sterling (12/12/23)
Blocks 2 - at Virginia (11/6/23)

CAREER

Points 16 - at Bradley (11/14/23)
Rebounds 6 - 2 times, last vs. Sterling (12/12/23)
Assists 3 - 3 times, last vs. Sterling (12/12/23)
Steals 2 - 3 times last vs. Sterling (12/12/23)
Blocks 2 - at Virginia (11/6/23)

Freshman (2023-24)

- Saw WAC-high 23 minutes against UT Arlington (1/4)
- Tied for team-lead in rebounds against Hardin-Simmons
- Scored season-high 16 with Lue Williams at Bradley
- Co-led the team in rebounds and led the team in blocks and assists against UVA
- converted a critical three-point play against UVa.
- Scored 11 points in a 21-0 run in late second half against HPU including four points in eight seconds

Edge School

- Played four years of varsity under head coach Eddie Richardson
- Set school record with 43-point game
- Named to U18 and U19 Canadian National Team
- 2023 Grind Session All-Star, 2023 BioSteel All-Canadian All Star Game Participant posting 15 and 17 points in each game respectively.

Personal

- Born Bubbu Moses Benjamin on March 6, 2004 to parents Moses and Awel Benjamin
- Has two siblings brother, Marodama and sister, Lamekere
- 2023 Graduate of Edge School in Medicine Hat, Alberta, Canada
- Earned Honor Roll all four years
- Played six years of club basketball for Genesis
- Intends to major in Management

2023-2024 GAME LOG

DATE	OPPONENT	GP	GS	MIN	FG-A	PCT	3FG-A	PCT	FT-A	PCT	O-D	TOT	PF	AST	TO	BLK	STL	PTS
11/6	at Virginia	*	*	38	3-6	.500	1-1	1.000	1-1	1.000	0-1	1	4	3	4	2	0	8
11/9	at FIU	*	*	13	0-3	.000	0-1	.000	1-2	.500	2-2	4	3	3	2	0	1	1
11/11	UNT DALLAS	*		4	0-1	.000	0-0	.000	0-0	.000	0-0	0	1	0	2	0	0	0
11/14	at Bradley	*		36	7-9	.778	0-1	.000	2-2	1.000	2-2	4	2	1	1	0	0	16
11/20	vs. Austin Peay	*		7	0-3	.000	0-1	.000	0-0	.000	1-1	2	0	1	0	0	1	0
11/22	vs. CSU-Bakersfield	*		6	0-2	.000	0-1	.000	0-0	.000	0-0	0	1	0	0	0	0	0
11/29	at Stephen F. Austin	*		3	0-1	.000	0-0	.000	0-0	.000	0-0	0	0	0	0	0	0	0
12/2	UTRGV	*		20	2-3	.667	0-0	.000	2-2	1.000	2-1	3	5	2	1	0	2	6
12/5	HARDIN-SIMMONS	*		21	4-7	.571	0-1	.000	0-1	.000	3-3	6	0	1	0	0	2	8
12/12	STERLING COLLEGE	*		23	4-6	.667	0-1	.000	0-0	.000	0-6	6	3	3	2	0	2	8
12/18	JACKSONVILLE ST	*		2	0-0	.000	0-0	.000	0-0	.000	0-0	0	2	0	0	0	0	0
12/21	at #8 Tennessee	*		0	0-0	.000	0-0	.000	0-0	.000	0-0	0	1	0	1	0	0	0
12/29	at Loyola Marymount	*		5	0-0	.000	0-0	.000	0-0	.000	0-1	1	1	0	2	0	0	0
1/4	UT ARLINGTON	*		23	1-3	.333	0-0	.000	3-4	.750	1-1	2	2	1	1	0	1	5
1/11	at California Baptist	*		7	0-0	.000	0-0	.000	0-0	.000	0-2	2	0	0	0	0	0	0
1/13	at Grand Canyon	*		8	0-3	.000	0-0	.000	0-0	.000	1-1	2	0	0	1	0	0	0
1/18	ABILENE CHRISTIAN	DNP																
1/20	at UTRGV	DNP																
1/25	SOUTHERN UTAH	*		11	0-2	.000	0-1	.000	0-0	.000	0-1	1	3	0	0	0	0	0
1/27	UTAH TECH	*		7	2-3	.667	0-1	.000	0-0	.000	0-1	1	1	0	0	0	0	4
2/1	at Abilene Christian	*		8	0-1	.000	0-0	.000	0-0	.000	0-1	1	4	0	0	0	0	0
2/3	STEPHEN F. AUSTIN	*		2	0-0	.000	0-0	.000	0-0	.000	0-0	0	0	0	0	0	0	0
2/8	at Utah Valley	*		3	0-2	.000	0-1	.000	0-0	.000	0-0	0	0	0	0	0	0	0
2/10	at Seattle U	DNP																
2/15	at UT Arlington																	
2/22	GRAND CANYON																	
2/24	CALIFORNIA BAPTIST																	
2/29	at Utah Tech																	
3/2	at Southern Utah																	
3/7	UTAH VALLEY																	
3/9	SEATTLE U																	


CAREER STATISTICS

YEAR	GP	GS	MIN	AVG	FG	FGA	PCT	3FG	3FGA	PCT	FT	FTA	PCT	OFF	DEF	TOT	AVG	PF	FO	AST	A/G	TO	BLK	STL	PTS	AVG
2023-24	21	2	247	11.8	23	55	.418	1	10	.100	9	12	.750	12	24	36	1.7	33	1	15	0.7	17	2	9	56	2.7
TOTAL	21	2	247	11.8	23	55	.418	1	10	.100	9	12	.750	12	24	36	1.7	33	1	15	0.7	17	2	9	56	2.7

37

TARLETON MEN'S BASKETBALL
WWW.TARLETONSPORTS.COM
GAME NOTES 2023-24

GAME 25: TARLETON STATE AT UT ARLINGTON



12 NASAN AYALA

6-3 • 188 • JUNIOR • GUARD • QUEENS, NY • VICTORY CHRISTIAN CENTER • PRATT CC

2023-24 HIGHS

Points 5 - vs. Hardin-Simmons (12/5/23)
Rebounds 2 - 2 times, last vs. Hardin-Simmons (12/5/23)
Assists 1 - 2 times, last vs. Hardin-Simmons (12/5/23)
Steals 1 - vs. Hardin-Simmons (12/5/23)
Blocks -

CAREER HIGHS

Points 5 - vs. Hardin-Simmons (12/5/23)
Rebounds 2 - 2 times, last vs. Hardin-Simmons (12/5/23)
Assists 1 - 2 times, last vs. Hardin-Simmons (12/5/23)
Steals 1 - vs. Hardin-Simmons (12/5/23)
Blocks -

Senior (2023-24)

- Scored career high five points in second half against HSU
- Made the trip, but did not see action in the Texans' SoCal Championship title run
- Stepped on the floor for the first time in his D1 debut against Virginia
- Registered five points points, an assist and a steal in exhibition contest against HPU in 10 minutes of action

Junior (2022-23)

- Did not play

Pratt Community College (2020-22):

- Over two years, played 52 total games with 33 starts
- In his second season he averaged 13.7 points, 5.3 rebounds and 1.9 assists 31 games (23 starts)
- Scored a career-high 23 points on 6-of-12 shooting, plus 10-of-13 from the free throw line, plus a career-high 13 rebounds against Barton Community College on Feb. 9

- Had two double-doubles, his other coming at Hutchinson CC on Nov. 23 with 18 points on 7-of-11 shooting and 12 rebounds
- Scored 20+ points five times and 10+ points 24 times
- His freshman year, averaged 4.5 points and 2.8 rebounds in 21 games (10 starts)
- Scored a season-high 11 points on 5-of-9 shooting at Allen County CC on Feb. 17

Victory Christian Center:

- Was First Team All-District
- Member of the 1,000-point club
- Helped his team win the 2018 Myrtle Beach Classic Championship
- Played two years of varsity basketball under head coach Marcus Dilligard

Personal:

- Born Nasan Jamaal Jesus Ayala on Dec. 27, nickname is Nase
- Son of Carlos Ayala and Shuana Covington
- Has three brothers and two sisters; Nasir, Nasim, Amaan are his brothers, Naiya and Neline are his sisters

2023-2024 GAME LOG

DATE	OPPONENT	GP	GS	MIN	FG-A	PCT	3FG-A	PCT	FT-A	PCT	O-D	TOT	PF	AST	TO	BLK	STL	PTS
11/6	at Virginia	*		3	0-1	.000	0-0	.000	0-0	.000	0-1	1	1	0	1	0	0	0
11/9	at FIU	DNP																
11/11	UNT DALLAS	*		8	0-1	.000	0-0	.000	2-2	1.000	0-2	2	1	1	1	0	0	2
11/14	at Bradley	*		1	0-1	.000	0-0	.000	0-0	.000	0-0	0	0	0	0	0	0	0
11/20	vs. Austin Peay	DNP																
11/22	vs. CSU-Bakersfield	DNP																
11/29	at Stephen F. Austin	DNP																
12/2	UTRGV	DNP																
12/5	HARDIN-SIMMONS	*		14	2-4	.500	0-0	.000	1-3	.333	0-2	2	0	1	0	0	1	5
12/12	STERLING COLLEGE	DNP																
12/18	JACKSONVILLE ST	DNP																
12/21	at #8 Tennessee	DNP																
12/29	at Loyola Marymount	DNP																
1/4	UT ARLINGTON	DNP																
1/11	at California Baptist	DNP																
1/13	at Grand Canyon	DNP																
1/18	ABILENE CHRISTIAN	DNP																
1/20	at UTRGV	DNP																
1/25	SOUTHERN UTAH	DNP																
1/27	UTAH TECH	DNP																
2/1	at Abilene Christian	DNP																
2/3	STEPHEN F. AUSTIN	DNP																
2/8	at Utah Valley	DNP																
2/10	at Seattle U	DNP																
2/15	at UT Arlington																	
2/22	GRAND CANYON																	
2/24	CALIFORNIA BAPTIST																	
2/29	at Utah Tech																	
3/2	at Southern Utah																	
3/7	UTAH VALLEY																	
3/9	SEATTLE U																	

CAREER STATISTICS

YEAR	GP	GS	MIN	AVG	FG	FGA	PCT	3FG	3FGA	PCT	FT	FTA	PCT	OFF	DEF	TOT	AVG	PF	FO	AST	A/G	TO	BLK	STL	PTS	AVG
2023-24	4	0	26	6.5	2	7	.286	0	0	.000	3	5	.600	0	5	5	1.3	2	0	2	0.5	2	0	1	7	1.8
TOTAL	4	0	26	6.5	2	7	.286	0	0	.000	3	5	.600	0	5	5	1.3	2	0	2	0.5	2	0	1	7	1.8



13 DEVON BARNES

6-0 • 171 • SOPHOMORE • GUARD • HINESVILLE, GA • SHILOH HS • TRITON COLLEGE

2023-24 HIGHS

Points 22 - vs. Southern Utah (1/25/24)
Rebounds 5 - vs. UTRGV (12/2/23)
Assists 5 - 4 times last vs. UT Arlington (1/4/24)
Steals 3 - 2 times; last vs. Abilene Christian (1/18/23)
Blocks 1 - at SFA (11/29/23)

CAREER HIGHS

Points 22 - vs. Southern Utah (1/25/24)
Rebounds 5 - vs. UTRGV (12/2/23)
Assists 5 - 4 times last vs. UT Arlington (1/4/24)
Steals 3 - 2 times; last vs. Abilene Christian (1/18/23)
Blocks 1 - at SFA (11/29/23)

Sophomore (2023-24)

- Made pair of back-to-back threes to break tie and give Texans 6-point lead in Seattle (2/10)
- Paired with Lue Williams to be second Texan duo this season to each score 20 in the same game (2/3)
- Career-high 22 points against SUU all came in second half (1/25)
- Sent the pass to Smith who beat the buzzer in the 77-75 Texan victory over UTRGV
- Became sixth player in six games to record double-digit scoring total off the bench against UVA dating back to last season
- Second straight JuCo transfer to lead the team in scoring in the season opener in his first game as a Texan

Triton College (2022-23)

- Devon saw action in 29 games while starting seven for the Trojans
- He averaged 15.3 points, 3.4 assists and 2.7 rebounds while shooting 41.3 percent from 3-point range
- Scored a season-high 40 points against Barton CC on Nov. 5
- Recorded first double-double on Dec. 13 against Richard J. Daley College with 22 points and 11 assists

- Posted double-figure point totals in 22 games and 20+ in eight contests.

Shiloh HS

- Played four years on the varsity squad for the Generals

Personal

- Born on Jan. 28, 2003 to parents Ferman and Erica Barnes
- Has three siblings all brothers: Jeremiah, Corey and Malachi
- Was a 2021 graduate of Shiloh HS in Snellville, GA
- Related to 11-year NBA veteran Will Barton who has played for the Trailblazers, Nuggets, Wizards and Raptors
- Played two summer seasons with the Atlanta Celtics
- Intends to major in Business Management

2023-2024 GAME LOG

DATE	OPPONENT	GP	GS	MIN	FG-A	PCT	3FG-A	PCT	FT-A	PCT	O-D	TOT	PF	AST	TO	BLK	STL	PTS
11/6	at Virginia	*		15	2-4	.500	1-2	.500	6-6	1.000	0-1	1	1	0	0	0	0	11
11/9	at FIU	*	*	39	5-10	.500	2-5	.400	2-2	1.000	1-1	2	2	5	3	0	2	14
11/11	UNT DALLAS	*	*	31	4-7	.571	4-6	.667	5-5	1.000	0-2	2	2	5	0	0	1	17
11/14	at Bradley	*	*	5	1-1	1.000	1-1	1.000	0-0	.000	0-1	1	0	1	0	0	0	3
11/20	vs. Austin Peay	*	*	11	0-1	.000	0-1	.000	0-0	.000	0-0	0	0	1	1	0	1	0
11/22	vs. CSU-Bakersfield	*	*	14	2-5	.400	1-2	.500	0-0	.000	0-1	1	2	0	0	0	0	5
11/29	at Stephen F. Austin	*	*	26	4-13	.308	0-4	.000	3-4	.750	0-2	2	0	0	0	1	1	11
12/2	UTRGV	*	*	31	3-11	.273	0-3	.000	4-6	.667	1-4	5	1	5	2	0	0	10
12/5	HARDIN-SIMMONS	*	*	16	3-6	.500	1-4	.250	0-0	.000	0-0	0	0	2	3	0	3	7
12/12	STERLING COLLEGE	*	*	26	3-9	.333	2-7	.286	0-2	.000	0-0	0	0	1	0	0	1	8
12/18	JACKSONVILLE ST	*	*	37	8-16	.500	4-7	.571	0-0	.000	1-0	1	3	2	0	0	2	20
12/21	at #8 Tennessee	*	*	40	4-15	.267	1-7	.143	3-3	1.000	0-4	4	3	0	1	0	2	12
12/29	at Loyola Marymount	*	*	31	3-7	.429	1-3	.333	6-6	1.000	0-1	1	3	1	1	0	0	13
1/4	UT ARLINGTON	*	*	40	6-11	.545	3-6	.500	3-3	1.000	0-3	3	3	5	2	0	2	18
1/11	at California Baptist	*	*	32	5-11	.455	0-1	.000	2-3	.667	0-0	0	1	2	0	0	2	12
1/13	at Grand Canyon	*	*	32	4-14	.286	3-6	.500	0-0	.000	0-3	3	1	0	0	0	2	11
1/18	ABILENE CHRISTIAN	*	*	19	2-4	.500	1-2	.500	0-0	.000	0-2	2	3	1	1	0	3	5
1/20	at UTRGV	*	*	26	3-7	.429	0-3	.000	4-4	1.000	0-1	1	1	4	1	0	2	10
1/25	SOUTHERN UTAH	*	*	34	6-14	.429	1-4	.250	9-11	.818	0-4	4	3	3	3	0	1	22
1/27	UTAH TECH	*	*	20	2-4	.500	1-3	.333	0-0	.000	0-1	1	2	4	1	0	1	5
2/1	at Abilene Christian	*	*	25	3-10	.300	2-4	.500	3-4	.750	0-2	2	4	0	2	0	1	11
2/3	STEPHEN F. AUSTIN	*	*	37	4-7	.571	4-5	.800	8-8	1.000	0-1	1	2	4	3	0	2	20
2/8	at Utah Valley	*	*	19	4-5	.800	1-2	.500	0-0	.000	0-0	0	4	4	2	0	0	9
2/10	at Seattle U	*	*	33	3-9	.333	2-4	.500	7-8	.875	0-2	2	3	2	0	0	1	15
2/15	at UT Arlington																	
2/22	GRAND CANYON																	
2/24	CALIFORNIA BAPTIST																	
2/29	at Utah Tech																	
3/2	at Southern Utah																	
3/7	UTAH VALLEY																	
3/9	SEATTLE U																	

CAREER STATISTICS

YEAR	GP	GS	MIN	AVG	FG	FGA	PCT	3FG	3FGA	PCT	FT	FTA	PCT	OFF	DEF	TOT	AVG	PF	FO	AST	A/G	TO	BLK	STL	PTS	AVG
2023-24	24	23	639	26.6	84	201	.418	36	92	.391	65	75	.867	3	36	39	1.6	44	0	52	2.2	26	1	30	269	11.2
TOTAL	24	23	639	26.6	84	201	.418	36	92	.391	65	75	.867	3	36	39	1.6	44	0	52	2.2	26	1	30	269	11.2

[illegible]



22 JALEN THOMAS

6-1 • 185 • SENIOR • GUARD • AMARILLO, TX • PALO DURO HS • OKLAHOMA PANHANDLE STATE

2023-24 HIGHS

Points6 - vs. Sterling (12/12/23)

Rebounds4 - vs. Sterling (12/12/23)

Assists3 - vs. Sterling (12/12/23)

Steals2 - 3 times, last vs. Sterling (12/12/23)

Blocks-

CAREER

Points8 - vs. Huston-Tillotson (12/21/21)

Rebounds4 - vs. Sterling (12/12/23)

Assists3 - 2 times, last vs. Sterling (12/12/23)

Steals2 - 4 times, last vs. Sterling (12/12/23)

Blocks-

Junior (2023-24):

- Posted season-high 6 points against Sterling College (12/12)
- Made the trip, but did not see action in the Texans' SoCal Championship title run
- Co-led the team in steal with a pair against UNT Dallas (11/11)

Junior (2022-23):

- Saw action in 10 games
- Notched 21 points, grabbed eight boards and dished out six assists in 38 minutes on the floor
- Scored a season-high eight points against Huston Tillotson on Dec. 21

Oklahoma Panhandle State (2020-22):

- Earned Second Team All-SAC honors and led the Aggies in points, assists and blocks per game and field goal percentage his sophomore season
- Thomas ranked third in points per game, fourth in field goal percentage and led the Sooner Athletic Conference in total points
- Averaged 18.5 points, 4.4 rebounds, 2.5 assists and 1.6 steals in 26.6 minutes per game during the 2021-22 season for the Aggies
- Grabbed Third Team All-SAC honors as a freshman while finishing second in scoring,

steals, and field goal percentage

- Averaged 21.4 points, 5.3 rebounds, 2.5 assists and 1.8 steals in 25.4 minutes per game through the 2020-21 season
- Led the team in points per game and field goal percentage and scored a career-high 36 points.

Palo Duro High School:

- Played two years of varsity basketball for the Dons.

Personal:


- Nickname is JT
- Majoring in Kinesiology
- Is a 2018 graduate of Palo Duro High School in Amarillo, Texas,
- Was a two-year letterman winner on the basketball team and played for the Top Flight club team for four years
- Father is Lamar Maddox and mother is Alesia Thomas
- Has two brothers, Lamar and Marcus Maddox
- Also has five sisters, Quianna, Armoni, Breyanna, and Jayda Thomas and KaeDe Maddox.

2023-2024 GAME LOG

DATE	OPPONENT	GP	GS	MIN	FG-A	PCT	3FG-A	PCT	FT-A	PCT	O-D	TOT	PF	AST	TO	BLK	STL	PTS
11/6	at Virginia	*		2	0-0	.000	0-0	.000	0-0	.000	0-0	0	1	0	1	0	0	0
11/9	at FIU	*		4	0-1	.000	0-0	.000	0-0	.000	0-0	0	2	0	2	0	0	0
11/11	UNT DALLAS	*		7	2-3	.667	0-0	.000	0-0	.000	0-0	0	1	0	0	0	2	4
11/14	at Bradley	*		7	0-2	.000	0-0	.000	0-0	.000	0-0	0	1	1	1	0	2	0
11/20	vs. Austin Peay	DNP																
11/22	vs. CSU-Bakersfield	DNP																
11/29	at Stephen F. Austin	DNP																
12/2	UTRGV	DNP																
12/5	HARDIN-SIMMONS	*		14	2-4	.500	0-0	.000	1-3	.333	0-2	2	0	1	0	0	1	5
12/12	STERLING COLLEGE	*		12	3-5	.600	0-0	.000	0-1	.000	1-3	4	0	3	1	0	2	6
12/18	JACKSONVILLE ST	*		2	0-1	.000	0-0	.000	0-0	.000	0-0	0	1	1	1	0	0	0
12/21	at #8 Tennessee	DNP																
12/29	at Loyola Marymount	*		9	1-3	.333	0-0	.000	0-0	.000	0-1	1	1	0	0	0	0	2
1/4	UT ARLINGTON	DNP																
1/11	at California Baptist	DNP																
1/13	at Grand Canyon	DNP																
1/18	ABILENE CHRISTIAN	DNP																
1/20	at UTRGV	DNP																
1/25	SOUTHERN UTAH	DNP																
1/27	UTAH TECH	DNP																
2/1	at Abilene Christian	DNP																
2/3	STEPHEN F. AUSTIN	DNP																
2/8	at Utah Valley	DNP																
2/10	at Seattle U	DNP																
2/15	at UT Arlington																	
2/22	GRAND CANYON																	
2/24	CALIFORNIA BAPTIST																	
2/29	at Utah Tech																	
3/2	at Southern Utah																	
3/7	UTAH VALLEY																	
3/9	SEATTLE U																	

CAREER STATISTICS

YEAR	GP	GS	MIN	AVG	FG	FGA	PCT	3FG	3FGA	PCT	FT	FTA	PCT	OFF	DEF	TOT	AVG	PF	FO	AST	A/G	TO	BLK	STL	PTS	AVG
2022-23	10	0	36	3.6	8	18	.444	0	0	.000	5	9	.556	4	4	8	0.8	6	0	6	0.6	4	0	0	21	2.1
2023-24	8	0	52	6.5	7	18	.389	0	0	.000	0	1	.000	1	6	7	0.9	8	0	5	0.6	6	0	8	14	1.8
TOTAL	18	0	88	4.9	15	36	.417	0	0	.000	5	10	.500	5	10	15	.8	14	0	11	0.6	10	0	8	35	1.9



23 DARIO DOMINGOS

6-7 • 250 • JUNIOR • FORWARD • MIDLAND, TX • QUALITY EDUCATION ACADEMY • UT ARLINGTON

2023-24 HIGHS

Points 11 - vs. California Baptist (1/11/24)
Rebounds 7 - at UTRGV (1/20/24)
Assists 1 - vs. Hardin-Simmons (12/5/23)
Steals 1 - at Bradley (11/14/23)
Blocks 1 - at California Baptist (1/13)

CAREER

Points 12 - vs. Hardin-Simmons (11/15/22)
Rebounds 10 - vs. North. Kentucky (11/22/22)
Assists 1 - 4 times, last s. Hardin-Simmons (12/5/23)
Steals 1 - 6 times, last at Bradley (11/14/23)
Blocks 1 - 3 times, last at California Baptist (1/13)

JUNIOR (2023-24)

- Played in season-high 15 minutes at UTRGV to fill in for Gaddy in foul trouble
- Three and-1 layups led to 11 points in final 14 minutes against CBU
- Scored 10 in Texan debut after missing first two games due to injury (11/11)

UT Arlington (2022-23)

- Played in 27 games, starting three all in the WAC
- Scored 100 points while averaging 9.5 minutes per game
- Earned first career start on Feb. 15 against Sam Houston
- Posted a trio of double-digit scoring totals including a season-high 12 against Hardin-Simmons (Nov. 12)
- Pulled down a season-high 10 rebounds against NKU (Nov. 22)
- Scored five points and grabbed two boards against Tarleton on (Dec. 29)

New Mexico JC (2020-22)

- Named an All-Western Junior College Athletic Conference (WJCAC) Honorable Mention
- Averaged 12.0 points and 6.9 rebounds while shooting 62 percent from the floor ... Posted double-digit scoring totals in 22 games, including a season-high 22 points against the Redlands (Nov. 7)
- Played one season (2021-22) after first-year season was canceled due to Covid-19.

Quality Education Academy

- Moved to the United States from Angola when he was 18 to attend Quality Education Academy in Winston-Salem, N.C.

Personal

- Born on May 15, 2000 as Dario Pilartes Domingos in Angola
- Son to Pedro and Isabel Domingos and has three sisters: Harisia, Cassia, Petra
- Intends to major in criminal justice.

2023-2024 GAME LOG

DATE	OPPONENT	GP	GS	MIN	FG-A	PCT	3FG-A	PCT	FT-A	PCT	O-D	TOT	PF	AST	TO	BLK	STL	PTS
11/6	at Virginia	DNP																
11/9	at FIU	DNP																
11/11	UNT DALLAS	*		9	3-5	.600	0-0	.000	4-7	.571	0-3	3	2	0	0	0	0	10
11/14	at Bradley	*		7	2-4	.500	0-0	.000	2-2	1.000	3-0	3	2	0	2	0	1	6
11/20	vs. Austin Peay	DNP																
11/22	vs. CSU-Bakersfield	DNP																
11/29	at Stephen F. Austin	*		7	0-1	.000	0-0	.000	0-0	.000	0-0	0	4	0	1	0	0	0
12/2	UTRGV	*		3	0-0	.000	0-0	.000	0-0	.000	0-1	1	0	0	0	0	0	0
12/5	HARDIN-SIMMONS	*		11	3-5	.600	0-0	.000	0-1	.000	2-3	5	0	1	0	0	0	6
12/12	STERLING COLLEGE	DNP																
12/18	JACKSONVILLE ST	DNP																
12/21	at #8 Tennessee	*		9	2-2	1.000	0-0	.000	0-0	.000	0-1	1	2	0	1	0	1	4
12/29	at Loyola Marymount	DNP																
1/4	UT ARLINGTON	*		1	0-0	.000	0-0	.000	0-0	.000	0-0	0	1	0	1	0	0	0
1/11	at California Baptist	*		14	4-5	.800	0-0	.000	3-4	.750	0-1	1	3	0	2	1	0	11
1/13	at Grand Canyon	*		8	1-2	.500	0-0	.000	0-0	.000	1-0	1	3	0	2	0	0	2
1/18	ABILENE CHRISTIAN	*		2	0-0	.000	0-0	.000	0-2	.000	1-0	1	0	0	1	0	0	0
1/20	at UTRGV	*		15	1-1	1.000	0-0	.000	1-4	.250	3-4	7	0	0	0	0	0	3
1/25	SOUTHERN UTAH	*		7	0-1	.000	0-0	.000	0-0	.000	0-2	2	1	0	0	0	0	0
1/27	UTAH TECH	*		5	0-0	.000	0-0	.000	2-2	1.000	0-2	2	1	0	0	0	0	2
2/1	at Abilene Christian	*		3	1-1	1.000	0-0	.000	0-0	.000	1-0	1	1	0	0	0	0	2
2/3	STEPHEN F. AUSTIN	DNP																
2/8	at Utah Valley	*		5	0-1	.000	0-0	.000	0-0	.000	0-0	0	1	0	1	0	0	0
2/10	at Seattle U	DNP																
2/15	at UT Arlington																	
2/22	GRAND CANYON																	
2/24	CALIFORNIA BAPTIST																	
2/29	at Utah Tech																	
3/2	at Southern Utah																	
3/7	UTAH VALLEY																	
3/9	SEATTLE U																	

CAREER STATISTICS

YEAR	GP	GS	MIN	AVG	FG	FGA	PCT	3FG	3FGA	PCT	FT	FTA	PCT	OFF	DEF	TOT	AVG	PF	FO	AST	A/G	TO	BLK	STL	PTS	AVG
2022-23	27	3	256	9.5	41	70	.586	1	3	.333	17	25	.680	34	29	63	2.3	52	2	3	0.1	28	2	5	100	3.7
2023-24	15	0	106	7.1	17	28	.607	0	0	.000	12	22	.545	11	17	28	1.9	21	0	1	0.1	11	1	2	46	3.1
TOTAL	42	3	362	8.6	58	98	.592	1	3	.333	29	47	.617	45	46	91	2.2	70	2	4	0.1	39	3	7	146	3.5

CAREER STATISTICS



40 BLAKE BRINKMEYER

6-8 • 225 • SENIOR • FORWARD • WEST DES MOINES, IA • VALLEY HS • KIRKWOOD CC

2023-24 HIGHS

Points	-
Rebounds	4 - at Bradley (11/14/23)
Assists	-
Steals	1 - at Bradley (11/14/23)
Blocks	-

CAREER

Points	9 - at San Jose State (11/28/18)
Rebounds	6 - at San Jose State (11/28/18)
Assists	-
Steals	1 - 2 times, last at Bradley (11/14/23)
Blocks	1 - 2 times, last at San Jose State (11/28/18)

Senior (2023-24)

- No longer part of the team
- Saw action in his Texan debut at Bradley (11/14) in front of his family, pulling down 4 boards and a steal in the final 10 minutes of the game

Kirkwood CC (2020-22)

- Brinkmeyer played in 53 games, starting 27 across two seasons with the Eagles
- Averaged 11.8 points per game across two seasons with a 12.5 average in his second campaign
- Posted 15 double-digit scoring totals
- Dropped a 26-spot at Ellsworth CC on (3/17/22) where he shot 11-for-15 from the floor.

Indiana State (2018-19)

- Blake played in five games for the Sycamores before suffering a season-ending injury and earning a redshirt

- Notched a season-high 17 minutes, nine points and six boards at San Jose State on 11/28/18.

High School

- He played two seasons for head coach B.J. Windhorst. Brinkmeyer was part of 2017 State-Runner Up Valley HS after a 21-5 campaign. In 2018, Valley HS fell in the State Semifinals
- He scored 4.5 points per game on 65.3 percent shooting, adding 63 rebounds and 11 blocks
- Brinkmeyer got a later start to his basketball career as he didn't start playing until sixth grade and made his AAU basketball debut in the summer of 2016 with Kingdom Hoops.

Personal

- Born Blake Andrews Brinkmeyer on July 23, 2000 to Blain & Lori Brinkmeyer in Clive, Iowa
- Has three siblings, brother Ethan and sisters, Allie Isles and Mackenzie DiBlasi
- 2018 graduate of Valley HS in West Des Moines, Iowa
- Intends to major in kinesiology.

2023-2024 GAME LOG

DATE	OPPONENT	GP	GS	MIN	FG-A	PCT	3FG-A	PCT	FT-A	PCT	O-D	TOT	PF	AST	TO	BLK	STL	PTS
11/6	at Virginia	DNP																
11/9	at FIU	DNP																
11/11	UNT DALLAS	DNP																
11/14	at Bradley	*		10	0-0	.000	0-0	.000	0-0	.000	1-3	4	0	0	0	0	1	0
11/20	vs. Austin Peay	DNP																
11/22	vs. CSU-Bakersfield	DNP																
11/29	at Stephen F. Austin	DNP																
12/2	UTRGV	DNP																
12/5	HARDIN-SIMMONS	DNP																
12/12	STERLING COLLEGE	DNP																
12/18	JACKSONVILLE ST	DNP																
12/21	at #8 Tennessee	DNP																
12/29	at Loyola Marymount	DNP																
1/4	UT ARLINGTON	DNP																
1/11	at California Baptist	DNP																
1/13	at Grand Canyon	DNP																
1/18	ABILENE CHRISTIAN	DNP																
1/20	at UTRGV	DNP																
1/25	SOUTHERN UTAH	DNP																
1/27	UTAH TECH	DNP																
2/1	at Abilene Christian	DNP																
2/3	STEPHEN F. AUSTIN	DNP																
2/8	at Utah Valley	DNP																
2/10	at Seattle U	DNP																
2/15	at UT Arlington																	
2/22	GRAND CANYON																	
2/24	CALIFORNIA BAPTIST																	
2/29	at Utah Tech																	
3/2	at Southern Utah																	
3/7	UTAH VALLEY																	
3/9	SEATTLE U																	


CAREER STATISTICS

YEAR	GP	GS	MIN	AVG	FG	FGA	PCT	3FG	3FGA	PCT	FT	FTA	PCT	OFF	DEF	TOT	AVG	PF	FO	AST	A/G	TO	BLK	STL	PTS	AVG
2019-20 (Indiana St.)	5	0	31	6.2	5	11	.455	0	0	.000	6	8	.750	4	6	10	2.0	4	0	0	0.0	1	2	1	16	3.2
2023-24	1	0	10	10.0	0	0	.000	0	0	.000	0	0	.000	1	3	4	4.0	0	0	0	0.0	0	0	1	0	0.0
TOTAL	6	0	41	6.8	5	11	.455	0	0	.000	6	8	.750	5	9	14	2.3	4	0	0	0.0	1	2	2	16	2.6

44

TARLETON MEN'S BASKETBALL
WWW.TARLETONSPORTS.COM
GAME NOTES 2023-24

GAME 25: TARLETON STATE AT UT ARLINGTON



76 ZAAKIR SAWYER

6-5 • 208 • JUNIOR • GUARD • DALLAS, TX • MESQUITE HORN HS • TRINITY VALLEY CC

2023-24 HIGHS

Points 4 - vs. Sterling (12/12/23)
Rebounds 1 - vs. Sterling (12/12/23)
Assists -
Steals -
Blocks -

CAREER

Points 4 - vs. Sterling (12/12/23)
Rebounds 1 - vs. Sterling (12/12/23)
Assists -
Steals -
Blocks -

Senior (2023-24)

- Made season debut against Sterling playing final four minutes of the game and tallying four points

Trinity Valley CC (2022-23)

- Played in 31 games for the Cardinals, averaging 8.7 points per game while shooting 53.4 percent from the field
- Helped the Cardinals win the NJCAA Region XIV title before falling in the first round of the NJCAA D1 Men's Tournament
- Produced 13 double-digit scoring efforts
- Scored a season-high 20 points in his first game as a Cardinal while adding seven rebounds and four steals

Mesquite Horn HS

- Played four years of varsity under head coach Ondra Waddy
- Was named 11-6A most valuable player and a member of the Class 6A Region 2 team
- He helped lead Horn to a 26-11 record, its first outright district championship and advance to its first regional quarterfinals in school history
- He led the team in scoring at 17.6 points per game, shooting 63 percent from the field and 39.1 percent from 3-point range
- Sawyer also recorded 4.8 rebounds, 2.1 assists and 1.9 steals per contest

Personal

- Born Zaakir Waseem Ahmed Sawyer on Oct. 9, 2001
- Parents Talance Sawyer and O'neika McCabe
- Has three brothers Noble, Wise and Legend Sawyer and three sisters Talanciana Harris, Kamarei McCabe and Amani Sawyer
- His dad, Talance Sawyer played 39 games in the NFL for the Minnesota Vikings from 1999-2003 totaling 95 tackles, 11 sacks, five forced fumbles and an interception
- Graduated from Mesquite Horn in Mesquite, TX in 2020
- Played one year for Mudiay Elite
- Was teammates with current NBA players Jonathan Kuminga and JTThor
- Intends to major in kinesiology

2023-24 GAME LOG

DATE	OPPONENT	GP	GS	MIN	FG-A	PCT	3FG-A	PCT	FT-A	PCT	O-D	TOT	PF	AST	TO	BLK	STL	PTS
11/6	at Virginia	DNP																
11/9	at FIU	DNP																
11/11	UNT DALLAS	DNP																
11/14	at Bradley	DNP																
11/20	vs. Austin Peay	DNP																
11/22	vs. CSU-Bakersfield	DNP																
11/29	at Stephen F. Austin	DNP																
12/2	UTRGV	DNP																
12/5	HARDIN-SIMMONS	DNP																
12/12	STERLING COLLEGE	*		4	2-2	1.000	0-0	.000	0-0	.000	0-1	1	0	0	0	0	0	4
12/18	JACKSONVILLE ST	DNP																
12/21	at #8 Tennessee	DNP																
12/29	at Loyola Marymount	DNP																
1/4	UT ARLINGTON	DNP																
1/11	at California Baptist	DNP																
1/13	at Grand Canyon	DNP																
1/18	ABILENE CHRISTIAN	DNP																
1/20	at UTRGV	DNP																
1/25	SOUTHERN UTAH	DNP																
1/27	UTAH TECH	DNP																
2/1	at Abilene Christian	DNP																
2/3	STEPHEN F. AUSTIN	DNP																
2/8	at Utah Valley	DNP																
2/10	at Seattle U	DNP																
2/15	at UT Arlington																	
2/22	GRAND CANYON																	
2/24	CALIFORNIA BAPTIST																	
2/29	at Utah Tech																	
3/2	at Southern Utah																	
3/7	UTAH VALLEY																	
3/9	SEATTLE U																	

CAREER STATISTICS

YEAR	GP	GS	MIN	AVG	FG	FGA	PCT	3FG	3FGA	PCT	FT	FTA	PCT	OFF	DEF	TOT	AVG	PF	FO	AST	A/G	TO	BLK	STL	PTS	AVG
2023-24	1	0	4	4.0	2	2	1.000	0	0	.000	0	0	.000	0	1	1	1.0	0	0	0	0.0	0	0	0	4	4.0
TOTAL	1	0	4	4.0	2	2	1.000	0	0	.000	0	0	.000	0	1	1	1.0	0	0	0	0.0	0	0	0	4	4.0



6-8 • 190 • JUNIOR • FORWARD • SEATTLE, WA • PUGET SOUND ADV AD. • SEATTLE PACIFIC

Points	-
Rebounds	-
Assists	-
Steals	-
Blocks	-

Points	-
Rebounds	-
Assists	-
Steals	-
Blocks	-

- Played in 20 games with five starts
- Scored 75 points and grabbed 63 rebounds while averaging 14.2 minutes per game
- Grabbed 12 rebounds in his first start of the season against Montana Western (Nov. 4)
- Posted four 10-plus scoring efforts including a season-high 12 against Warner Pacific (Jan. 4)
- Made a trio of threes at Eastern Washington (Nov. 15).

- Played in one game as a freshman and did not record any statistics.

- Played one year of varsity after starting off his freshman year on the freshman C-team
- Was named Team MVP his senior season in part of leading the team to a second place finish in Tri-Districts

- Born Adil Alkarim Lalji on Sept. 22, 2001 to parents Alkarim and Salima Lalji
- Has one sibling his sister, Alina
- Graduated from Puget Sound Adventist Academy in Kirkland, WA in 2020
- Played four years of summer for I-Ball USA
- Intends to major in kinesiology

[illegible][illegible]



TEXAN BOX SCORES



Official Basketball Box Score - Final
Howard Payne at Tarleton St.
10/30/23 Wadon Gymnasium, Stephenville
2023-24 Men's Basketball

Game Time: 8:00 PM
Game Duration: 1:41
Attendance: 720

Officials: Brad Fowler, Jeffrey Johnson, Wesley Ford

Howard Payne - 42

Record: 0-0

NO.	Name	Min	FG	3P	FT	Rebounds	Fouls	TP	AS	TO	ST	Blocks	+/-
34	Carter May	F 15:03	0-1	0-0	0-0	0	1	2	0	0	1	2	23
3	Armonie Ramsey	G 15:07	2-4	0-0	1-5	1	4	5	1	1	2	1	0
4	Riley Fornreterley	G 13:26	1-1	0-0	2-2	0	2	2	2	4	1	3	0
10	Chase Glasper	G 14:41	0-2	0-0	0-0	0	1	1	0	0	1	1	1
22	Ben Phillip	G 16:35	0-3	0-3	0-0	0	0	2	0	0	1	3	0
0	Jarod Johnson	15:49	2-5	1-1	0-1	0	1	1	2	5	0	7	1
1	Hudson Johnson	14:46	4-6	2-2	4-4	0	3	3	0	2	14	0	1
13	Jordan Weeks	17:03	0-2	0-0	1-2	1	2	3	2	2	1	1	2
20	Myles Brown	16:27	1-7	0-3	0-0	1	2	3	0	0	2	0	1
23	Devon Bailey	12:47	1-3	0-0	1-2	0	1	1	2	1	3	0	2
5	Willie Everline	14:50	2-7	0-0	2-4	1	2	3	3	6	0	3	0
25	Kaeden Crawford	02:45	0-0	0-0	0-0	0	0	0	2	0	0	0	2
55	Tyler Poag	10:38	0-1	0-0	0-0	0	2	2	2	0	0	3	0
33	Harrison Beken	09:20	0-1	0-1	0-0	0	1	1	0	0	0	0	0
11	Bryson Monroe	06:05	0-2	0-0	0-0	0	0	0	1	0	0	0	0
24	Julius Stephenson	04:38	0-1	0-0	2-4	0	3	3	0	2	2	0	0
Team						1	1	2	0	0	0		
Totals			13-46	3-11	13-24	5	26	31	19	22	42	5	28

Technical Fouls: NONE

Tarleton St. - 105

Record: 0-0

NO.	Name	Min	FG	3P	FT	Rebounds	Fouls	TP	AS	TO	ST	Blocks	+/-			
			M	A	M	A	O	R	FF	PF	DD					
5	KiAndre Gaddy	F 32:34	12-14	0-0	3-4	7	8	15	3	2	27	2	2	3	1	56
6	Jakorie Smith	F 23:46	11-16	6-9	2-3	3	3	6	1	2	30	4	1	1	0	43
0	Izzy Miles	G 11:34	0-2	0-1	0-0	1	0	1	4	0	0	4	1	2	0	0
4	Lue Williams	G 10:31	2-4	2-2	0-0	0	0	0	2	0	6	1	1	0	0	15
10	Adam Moussa	G 05:19	0-0	0-0	0-0	0	0	0	0	0	2	0	1	0	0	8
9	Emmanuel Innocenti	26:05	4-9	0-3	2-4	0	5	5	1	4	10	4	3	4	1	49
22	Jalen Thomas	09:02	0-1	0-0	0-0	0	3	3	1	1	0	3	1	0	0	20
11	Bubba Benjamin	28:11	6-12	2-5	1-2	2	4	6	3	1	15	1	1	3	0	40
13	Devon Barnes	12:22	0-6	0-6	2-5	1	1	2	3	4	2	0	0	0	0	6
1	Miles Lewis	13:55	1-2	0-1	1-2	0	3	3	2	3	3	3	0	1	0	16
12	Nasan Ayala	10:32	2-3	0-1	3-3	0	1	1	0	2	7	1	0	1	0	17
26	Jayden Gordon	09:43	0-1	0-0	0-0	1	3	4	0	0	0	1	0	1	0	22
3	Quinton Perkins II	01:48	0-1	0-1	0-0	0	1	1	1	0	0	0	1	2	0	0
76	Zaakir Sawyer	03:08	1-2	0-0	0-0	0	0	0	0	0	2	1	0	1	0	3
8	Joseph Martinez	01:30	1-1	1-1	0-0	0	1	1	1	0	3	0	1	0	0	3
Team						0	2	2		0	0					
Totals			40-74	11-30	14-23	15	35	50	22	19	105	27	12	20	4	-63

Technical Fouls: NONE

Biggest lead	0 (1 st 20:00)	63 (2 nd 0:17)
Best Scoring Run	5 (1 st 17:17)	21 (2 nd 4:47)
Lead Changes	0	
Times Tied	0	
Time with Lead	00:00	39:51

Points from Turnovers	6	38
Paint	16	56
Second Chance	3	16
Fast Breaks	15	40
Bench	33	42

Period by Period Scoring				
	1st	2nd	TOT	
HPU	22	20	42	
TSU	56	49	105	



Official Basketball Box Score - Final
Tarleton St. at FIU
11/09/23 Ocean Bank Convocation Center, Miami
2023-24 Men's Basketball

Game Time: 7:00 PM
Game Duration: 1:59
Attendance: 1,342

Officials: Rick Crawford, Jamie Luckie, Kenneth Morland

Tarleton St. - 82

Record: 1-1

NO. Name	Min	FG M/A	3P M/A	FT M/A	OR Reb	DR Reb	Fouls PF	TP PP	AS	TO	ST	Blocks Bk	+/-			
6 Jakorie Smith	F 37:10	12-20	6-10	4-6	2	6	8	1	3	34	2	6	2	0	20	
9 Emmanuel Innocenti	F 27:40	2-3	0-1	1-2	1	6	7	3	1	5	0	5	0	0	13	
4 Lue Williams	G 38:29	5-11	0-2	1-2	2	6	8	3	2	11	5	5	2	2	1	23
11 Bubba Benjamin	G 13:03	0-3	0-1	1-2	2	2	4	3	2	1	3	2	1	0	1	6
13 Devon Barnes	G 39:20	5-10	2-5	2-2	1	1	2	2	1	14	5	3	2	0	2	16
0 Izzy Miles	11:03	0-2	0-0	0-0	0	0	0	0	0	0	0	1	0	0	0	6
10 Adam Moussa	01:05	0-0	0-0	0-0	0	0	0	0	0	0	0	2	1	0	0	-3
5 KiAndre Gaddy	28:28	7-10	0-0	3-4	9	5	14	3	4	17	0	1	1	2	2	5
22 Jalen Thomas	03:42	0-1	0-0	0-0	0	0	0	2	0	0	0	2	0	0	0	-3
					2	2	4		0	3						
Totals		31-60	8-19	12-18	19	28	47	17	13	82	15	26	13	6	6	-17

Technical Fouls: Williams 1st 10:36

FIU - 65

Record: 0-2

NO. Name		Min	FG	3P	FT	Rebounds	Fouls	TP	AS	TO	ST	Blocks	+/-
			M	A	M	OR	DR	TD					
21 Jonathan Aybar	F	26:45	4-8	2-3	4-4	2	3	5	2	4	14	2	5
4 Seth Pinkney	G	10:56	1-2	0-0	2-2	0	0	0	2	1	4	0	2
1 Dashon Gittens	G	34:08	2-6	1-5	3-4	1	0	1	0	4	8	2	1
2 Arturo Dean	G	28:01	6-12	2-6	0-0	1	1	2	2	1	14	4	4
23 Peter Kivokapic	G	18:41	0-5	0-4	0-0	1	2	3	0	1	0	0	1
3 Javante Hawkins	F	18:38	1-5	0-4	0-0	0	2	2	0	1	2	0	2
11 Jayden Brewer		22:57	4-10	1-4	1-5	1	3	4	0	3	10	0	4
33 Mohamed Sanogo		21:20	3-4	0-0	0-0	2	1	3	2	0	6	4	0
31 George Pridgett Jr.		12:56	2-4	2-4	1-2	0	1	1	0	1	7	0	1
5 Jaidon Lipscomb		05:37	0-2	0-2	0-0	0	0	0	1	0	0	2	0
Team						2	2	4		0	1		
Totals		23:58	6-32	11-17	10-15	25	13	16	65	14	21	6	6

Technical Fouls: NONE

Biggest lead	21 (2 nd 2:19)	0 (1 st 20:00)
Best Scoring Run	8 (1 st 13:54)	11 (1 st 1:30)
Lead Changes	0	
Times Tied	1	
Time with Lead	38:36	00:00

Points from Turnovers	24	18
Paint	16	30
Second Chance	19	9
Fast Breaks	9	10
Bench	17	25

Period by Period Scoring				
	1st	2nd	TOT	
TSU	44	38	82	
FIU	38	27	65	



Official Basketball Box Score - Final
Tarleton St. at Virginia
11/09/23 John Paul Jones Arena, Charlottesville
UVA vs Tarleton State Men's Basketball

Game Time: 7:00 PM
Game Duration: 2:02
Attendance: 14,080

Officials: Tony Henderson, Adam Flore, Anthony Eades

Tarleton St. - 50

Record: 0-1

NO. Name	Min	FG	3P	FT	Rebounds	Fouls	TP	AS	TO	ST	Blocks	+/-				
5 KiAndre Gaddy	F 19:56	2-6	0-0	0-0	2	2	4	3	2	4	2	0	0	0	1	-25
6 Jakorie Smith	F 31:27	2-7	0-2	3-5	1	4	5	4	2	7	2	1	3	0	1	-26
4 Lue Williams	G 33:19	2-12	0-3	3-5	0	2	2	4	4	7	0	0	2	0	2	-28
10 Adam Moussa	G 07:17	0-0	0-0	0-0	0	0	0	0	1	0	0	2	0	0	0	-9
11 Bubba Benjamin	G 37:36	3-6	1-1	1-1	0	1	1	4	1	8	3	4	0	2	0	-27
0 Izzy Miles	28:42	4-8	0-2	2-4	2	3	5	5	3	10	0	3	0	0	0	-20
9 Emmanuel Innocenti	21:31	1-4	1-3	0-0	0	5	5	4	2	3	1	3	1	1	0	-5
22 Jalen Thomas	01:55	0-0	0-0	0-0	0	0	0	0	1	0	0	1	0	0	0	0
10 Devon Barnes	15:02	2-4	1-2	6-6	0	1	1	1	5	11	0	0	0	0	0	-6
12 Nasan Ayala	03:16	0-1	0-0	0-0	0	1	1	1	0	0	0	1	0	0	1	-4
Team					2	1	3		0	1						
Totals		16-48	3-13	15-21	7	20	27	28	19	50	8	16	6	3	5	-30

Technical Fouls: NONE

Virginia - 80

Record: 1-0

NO.	Name		Min	FG	3P	FT	Reb	Out	Fouls	TP	AS	TO	ST	Blocks	+/-			
34	Jacob Groves	F	14:42	3-4	3-4	0-0	0	1	1	4	1	9	1	0	1	0	20	
2	Reece Beekman	G	27:27	5-9	0-3	6-7	0	4	4	2	7	16	7	0	3	1	0	34
4	Andrew Rohde	G	25:56	2-8	2-5	0-0	0	3	3	0	0	1	2	0	1	0	2	20
11	Isaac McHardy	G	28:47	4-8	4-8	3-4	0	4	4	3	3	15	4	3	1	0	0	12
13	Ryan Dunn	G	21:04	2-3	1-2	4-6	2	5	7	2	6	9	1	0	2	0	5	5
9	Bleke Buchanan	F	16:56	0-2	0-0	0-0	0	0	0	2	2	13	0	1	1	1	13	
35	Lond Bond III		16:42	4-5	0-0	4-6	5	9	4	3	12	0	0	2	0	0	15	
1	Dante Harris		23:31	1-3	0-0	5-8	1	2	3	3	5	7	1	0	1	0	0	13
10	Taine Murray		10:57	2-2	0-0	1-2	0	1	1	2	1	5	0	1	0	0	0	7
22	Jordan Minor		11:42	0-1	0-0	0-0	2	1	3	1	0	0	0	1	0	1	0	9
24	Tristan How		02:16	0-2	0-0	0-0	0	0	0	0	0	0	0	0	0	0	0	2
	Team						0	1	1	0		0	0	0	0	0	0	0
Totals				23:47	10:22	24:39	10	30	40	19	28	80	15	8	9	5	3	30



TEXAN BOX SCORES



Official Basketball Box Score - Final
Tarleton St. at Bradley
11/14/23 Carver Arena, Peoria
2023-24 Men's Basketball

Game Time: 7:00 PM
Game Duration: 1:51
Attendance: 4,032

Officials: Gene Grimschaw, Amy Bonner, Brian McNutt

Tarleton St. - 63

Record: 2-2

NO.	Name	Min	FG	3P	FT	Rebounds	Fouls	TP	AS	TO	ST	Blocks	+/-
			M-A	M-A	M-A	OR DR TOT	PF FD					BS BA	
5	KiAndre Gaddy	F 07:21	2-4	0-1	4-4	1 0 1	1 2 8	0	0	1	0	1 2	
6	Jakorie Smith	F 37:13	3-10	0-3	3-3	1 3 4	0 2 9	1	1	1	0	0 0	-23
9	Emmanuel Innocent	F 09:52	0-3	0-0	0-0	0 1 1	1 0 0	0	1	0	0	1 1	-15
4	Lue Williams	G 40:00	4-12	1-3	7-9	2 4 6	2 6 16	1	4	5	1	1 23	
13	Devon Barnes	G 05:04	1-1	1-1	0-0	0 1 1	0 0 3	1	0	0	0	0 0	-3
10	Adam Moussa	14:28	1-4	1-3	0-0	0 1 1	1 0 3	0	0	1	0	0 0	-11
11	Bubu Benjamin	36:03	7-9	0-1	2-2	2 2 4	2 2 16	1	1	1	0	0 0	-22
0	Izzy Miles	08:22	0-0	0-0	0-0	0 0 0	1 0 0	0	1	1	0	0 0	-4
1	Miles Lewis	13:21	1-5	0-2	0-0	0 2 2	1 0 2	0	2	0	0	0 0	-9
22	Jalen Thomas	07:28	0-2	0-0	0-0	0 0 0	1 0 0	1	1	2	0	0 0	-4
23	Dario Domingos	07:12	2-4	0-0	2-2	3 0 3	2 4 6	0	2	1	0	0 0	-2
12	Nasan Ayala	00:31	0-1	0-0	0-0	0 0 0	0 0 0	0	0	0	0	0 0	1
40	Blake Brinkmeyer	10:18	0-0	0-0	0-0	1 3 4	0 0 0	0	0	1	0	0 0	-3
2	Traivair Jackson	02:47	0-0	0-0	0-0	0 0 0	0 0 0	0	0	0	0	0 0	0
Team						1 1 2	0 0	0	0				
Totals			21-55	3-14	18-20	11 18 29	12 16 63	6	13	11	1	3	-23

Technical Fouls: NONE

Bradley - 86

Record: 3-0

NO.	Name	Min	FG	3P	FT	Rebounds	Fouls	TP	AS	TO	ST	Blocks	+/-
			M-A	M-A	M-A	OR DR TOT	PF FD					BS BA	
14	Malevy Leons	F 32:30	5-9	1-3	2-4	1 3 4	1 5 13	1	2	0	0	0 0	17
35	Darius Hannah	F 21:53	3-4	0-0	0-0	2 8 10	4 1 6	6	1	0	3	1 24	
5	Christian Davis	G 31:01	6-9	4-6	0-0	0 6 6	2 0 16	1	2	1	0	0 0	17
10	Connor Hickman	G 32:28	3-4	1-2	0-0	0 2 2	1 0 7	6	1	3	0	0 0	24
21	Cade Deen	G 29:10	5-9	2-5	1-1	0 1 1	1 13 3	3	1	0	0	0 0	14
4	Ahmet Jonovic	04:02	0-2	0-0	0-0	0 0 0	2 1 0	0	0	1	0	0 0	-4
1	Almar Atlason	22:33	6-8	0-2	0-0	2 2 3	1 18 1	1	1	0	0	0 0	18
0	Demarion Burch	13:25	3-3	2-2	2-4	0 1 1	0 3 10	2	2	2	0	0 0	15
2	Emarion Ellis	05:38	1-2	1-2	0-0	0 0 0	1 0 3	2	2	0	0	0 0	-4
24	Kyle Thomas	02:47	0-1	0-0	0-0	0 0 0	0 0 0	0	0	0	0	0 0	-2
12	Cade Hardtke	01:10	0-0	0-0	0-0	0 0 0	0 0 0	0	0	0	0	0 0	-3
25	Gonnar Bilew	01:10	0-0	0-0	0-0	0 0 0	0 0 0	0	0	0	0	0 0	-3
34	Connor Linke	01:10	0-0	0-0	0-0	0 0 0	0 0 0	0	0	0	0	0 0	-3
13	Sam Hennessy	00:35	0-1	0-1	0-0	0 0 0	1 0 0	0	0	0	0	0 0	-1
Team						0 1 1	0 0	0	0				
Totals			32-52	17-28	5-11	3 24 27	16 12 86	22	15	5	3	1	23

Technical Fouls: NONE

Tar St		BRAD	
Biggest lead	2 (1 st 19:23)	27 (2 nd 6:05)	
Best Scoring Run	6 (1 st 14:34)	11 (1 st 9:48)	
Lead Changes	4		
Times Tied	2		
Time with Lead	04:43	34:20	

Points from Turnovers	Tar St	BRAD
12	25	
Paint	28	28
Second Chance	9	10
Fast Breaks	8	17
Bench	27	31

Period by Period Scoring	1st	2nd	TOT
Tar St	33	30	63
BRAD	46	40	86



Official Basketball Box Score - Final
Tarleton St. at CSU Bakersfield
11/29/23 The Pavilion at Jerra, San Juan Capistrano
2023-24 Men's Basketball

Game Time: 2:00 PM
Game Duration: 1:42
Attendance: 259

Officials: Kristyne Esparza, Michael Mojca, Crystal Hogan

Tarleton St. - 59

Record: 4-2

NO.	Name	Min	FG	3P	FT	Rebounds	Fouls	TP	AS	TO	ST	Blocks	+/-
			M-A	M-A	M-A	OR DR TOT	PF FD					BS BA	
5	KiAndre Gaddy	F 34:42	5-12	0-0	2-3	9 3 12	4 4 12	1	4	1	0	2 16	
6	Jakorie Smith	F 34:24	7-17	3-9	0-0	1 1 2	1 1 17	0	1	3	0	0 1	14
9	Emmanuel Innocent	F 40:00	3-5	2-3	3-4	2 11 13	2 5 11	0	1	0	0	0 0	19
4	Lue Williams	G 30:09	1-7	1-3	2-2	1 3 4	0 3 5	1	1	0	0	0 0	18
13	Devon Barnes	G 13:35	2-5	1-2	0-0	0 1 1	2 0 5	0	0	0	0	1 6	
0	Izzy Miles	01:00	0-0	0-0	0-0	0 0 0	0 0 0	0	0	1	0	0 0	-2
10	Adam Moussa	27:39	3-6	1-3	0-0	2 2 4	2 0 7	5	1	2	0	0 0	20
11	Bubu Benjamin	05:44	0-2	0-1	0-0	0 0 0	1 0 0	0	0	0	0	0 0	0
2	Traivair Jackson	06:19	0-1	0-0	0-0	1 0 1	2 0 0	0	0	0	0	0 0	5
1	Miles Lewis	06:28	1-2	0-0	0-0	0 0 0	0 0 0	2	1	0	0	0 0	-1
Team						0 2 2	0 0	0	0				
Totals			22-57	8-21	7-9	16 23 39	14 13 59	8	9	6	0	4	19

Technical Fouls: NONE

CSU Bakersfield - 40

Record: 3-3

NO.	Name	Min	FG	3P	FT	Rebounds	Fouls	TP	AS	TO	ST	Blocks	+/-
			M-A	M-A	M-A	OR DR TOT	PF FD					BS BA	
2	Tom Mark	F 13:45	1-2	0-0	0-0	0 2 2	0 0 2	0	0	1	2	0 0	-8
23	Fidelis Okereke	F 12:32	0-2	0-0	0-0	0 1 1	3 0 0	0	3	1	0	0 0	-12
1	Kaleb Higgins	G 32:54	0-6	0-5	4-4	1 1 2	1 2 4	1	2	0	0	0 0	-17
10	Marvin McShee III	G 32:30	4-9	1-3	0-0	0 1 1	2 2 9	2	0	0	0	1 0	-22
22	Cameron Wilson	G 15:35	0-4	0-1	1-2	1 0 1	0 2 1	0	1	0	0	0 0	-4
24	Corey Stephenson	10:06	1-4	0-3	0-2	1 0 1	3 1 2	0	0	0	0	0 0	-6
55	Moderatas Kancleris	25:55	3-5	0-0	0 0	3 8 11	2 6 2	2	1	1	1	0 0	-9
21	Ugnius Jarusevicius	21:45	5-10	0-2	4-5	0 2 2	1 5 14	1	0	0	0	0 0	-3
3	Daliph Panopio	19:33	1-3	0-2	0-0	0 1 1	1 0 2	2	2	2	0	0 0	-2
5	Naseem Gaskin	12:49	0-0	0-0	0-0	1 2 3	0 0 0	0	0	1	0	0 0	-9
25	Jaden Alexander	02:36	0-0	0-0	0-0	0 0 0	0 0 0	0	0	0	0	0 0	-3
Team						1 1 2	0 0	0	2				
Totals			15-45	1-17	9-13	8 19 27	13 14 40	8	12	3	4	0	-19

Technical Fouls: NONE

TSU		CSB	
Biggest lead	19 (2 nd 2:48)	2 (1 st 7:52)	
Best Scoring Run	6 (1 st 2:48)	10 (2 nd 13:25)	
Lead Changes	6		
Times Tied	7		
Time with Lead	31:07	02:45	

Points from Turnovers	TSU	CSB
6	5	
Paint	24	18
Second Chance	15	5
Fast Breaks	4	4
Bench	9	24

Period by Period Scoring	1st	2nd	TOT
TSU	29	30	59
CSB	24	16	40



Official Basketball Box Score - Final
Tarleton St. at Austin Peay
11/20/23 The Pavilion at Jerra, San Juan Capistrano
2023-24 Men's Basketball

Game Time: 2:00 PM
Game Duration: 1:49
Attendance: 113

Officials: Brad Ferrie, Michael Mojca, Daryl Gelinas

Tarleton St. - 66

Record: 3-2

NO.	Name	Min	FG	3P	FT	Rebounds	Fouls	TP	AS	TO	ST	Blocks	+/-
			M-A	M-A	M-A	OR DR TOT	PF FD					BS BA	
5	KiAndre Gaddy	F 27:11	5-7	0-0	3-5	3 4 7	4 3 13	1	1	0	1	0 1	12
6	Jakorie Smith	F 37:33	11-23	3-10	3-3	3 4 7	1 4 28	0	1	2	1	0 0	2
9	Emmanuel Innocent	F 35:22	2-6	0-4	1-1	1 5 6	1 5 5	4	3	1	0	0 0	7
4	Lue Williams	G 38:45	6-11	3-6	0-0	0 0 0	1 0 15	1	0	2	0	0 0	7
13	Devon Barnes	G 10:29	0-1	0-1	0-0	0 0 0	0 0 0	0	0	1	1	0 0	-6
2	Traivair Jackson	12:01	1-2	0-0	0-0	0 1 1	2 1 2	1	1	0	0	0 0	-5
10	Adam Moussa	31:53	1-4	1-2	0-0	1 1 2	0 0 3	4	2	0	1	0 0	13
11	Bubu Benjamin	06:46	0-3	0-1	0-0	1 1 2	0 1 0	0	1	0	1	0 0	10
Team						0 1 1	0 0	0	1				
Totals			26-57	7-24	7-9	9 17 26	9 14 66	13	10	7	3	1	7

Technical Fouls: NONE

Austin Peay - 59

Record: 2-3

NO.	Name	Min	FG	3P	FT	Rebounds	Fouls	TP	AS	TO	ST	Blocks	+/-
			M-A	M-A	M-A	OR DR TOT	PF FD					BS BA	
6	Daniel Looe	F 26:48	3-4	0-0	0-0	3 3 6	1 2	6	0	1	2	0	-3
0	Demarcus Sharp	F 37:53	8-16	0-0	1-1	0 4 4	2 1	17	6	5	1	0	1
2	Dez White	G 38:00	2-6	2-4	0-0	0 2 2	2 0	6	0	2	0	0	-5
4	Ja'Monta Black	G 38:18	6-16	3-7	1-1	2 5 7	0 1	16	0	1	1	0	-4
11	Dezi Jones	G 13:21	1-3	1-1	0-0	0 1 1	1 0	3	0	3	1	0	-10
1	Sal White	G 23:05	1-4	0-0	0-0	0 1 1	0 0	3	0	0	0	0	-1
14	Jonathan Dunn	11-43	1-3	0-0	1 1 1	5 2 2	0	0	0	0	0	0	-14
24	Hansel Emmanuel	02:03	0-0	0-0	0 0 0	0 0 0	0	0	0	0	0	0	-7
8	Jalen Ware	08:29	1-1	0-0	1 0 1	0 0	0	2	0	0	0	1	0
						2 2 4	0	0	2				
Totals			23-54	6-12	7-8	12 21 33	14 9 59	7	15	6	1	3	-7



TEXAN BOX SCORES



Official Basketball Box Score - Final
UTRGV at Tarleton St.
12/02/23 Wisdom Gymnasium, Stephenville
2023-24 Men's Basketball

Game Time: 4:00 PM
Game Duration: 2:02
Attendance: 1,327

Officials: Wilton Holland, Kelly Self, James Ford

UTRGV - 75

Record: 2-7 (0-2)

NO.	Name	Min	FG	3P	FT	Rebounds	Fouls	TP	AS	TO	ST	Blocks	BS	BA	+/-
11	Ahron Freeman	F 30:35	1-6	0-0	7-8	3 2	5	9	0	2	0	0	4	0	-12
15	Daylen Williams	F 35:49	8-10	0-0	0-1	2 1	3	1	16	2	3	0	0	1	7
0	J.J. Howard	G 22:22	2-8	0-1	0-0	0 0	0	3	0	4	1	1	1	0	2
1	Elijah Elliott	G 32:40	5-13	2-6	0-0	0 5	5	2	3	12	4	7	3	0	2
4	C.J. Booker	G 13:03	1-2	0-0	0-1	1 1	2	1	1	2	2	0	1	0	-6
14	Hasan Abdul-Hakim	26:51	5-9	2-3	11-14	3 4	7	4	11	23	1	3	1	1	-4
23	Isaiah Barganier	13:36	1-2	0-0	0-0	1 3	4	0	2	0	0	0	0	0	-11
13	Sherman Brashear	25:04	2-5	2-4	1-2	0 2	2	3	2	7	0	1	4	0	-1
Team			2		3	5	0	0	0	0	0	0	0	0	0
Totals			25-55	6-14	19-26	12	21	33	21	23	75	10	17	10	1

Technical Fouls: NONE

Shooting By Period	1 st	2 nd	3 rd	4 th	OT
FG%	14-29	48.3%	3-7	57.1%	
3PT%	6-13	61.5%			
FT%	11-26	42.3%			
3PT%	2-7	28.6%			
FT%	11-13	84.6%			
GM FG%	25-55	45.5%			
3PT%	6-14	42.9%			
FT%	19-26	73.1%			

Dead Ball Rebounds: 2, 0



Official Basketball Box Score - Final
Hardin-Simmons at Tarleton St.
12/05/23 Wisdom Gymnasium, Stephenville
2023-24 Men's Basketball

Game Time: 7:00 PM
Game Duration: 1:38
Attendance: 1,210

Officials: John Hampton, Chance Moore, Randal Anders

Hardin-Simmons - 56

Record: 5-2

NO.	Name	Min	FG	3P	FT	Rebounds	Fouls	TP	AS	TO	ST	Blocks	BS	BA	+/-
2	Austin Brewer	F 12:45	4-8	3-5	0-0	1 1	2	2	1	11	0	3	0	1	-16
20	Will Bartoszek	F 20:44	2-4	2-3	0-0	2 3	5	1	0	6	3	2	1	2	-24
24	Colin Roberts	F 16:33	3-4	0-1	0-0	1 2	3	1	1	6	1	0	1	1	-15
3	Jalen McGee	G 21:14	1-7	1-3	1-4	0 0	0	1	3	4	4	1	0	0	-21
10	Silas Livingston	G 17:21	1-3	0-1	0-0	0 0	0	0	1	2	3	4	1	0	-18
12	Silas Davis	16:18	1-4	0-1	0-0	0 2	2	0	0	2	0	8	1	0	-15
15	Tyler Williams	15:06	2-2	0-0	0-4	0 1	1	2	2	4	0	1	0	1	-10
22	Christian Bryant	13:05	2-4	1-1	0-0	0 0	0	1	0	5	0	0	0	2	-8
13	Asher Fleming	14:44	1-2	1-2	0-0	0 4	4	2	0	3	3	0	1	0	-19
4	Grady McQuinn	12:04	2-3	0-0	0-1	0 0	0	0	1	4	1	0	1	1	-6
14	Trevon Howell	11:46	0-3	0-2	0-2	1 1	2	3	1	0	1	0	0	1	-13
23	Ryder Johnson	11:16	2-2	1-1	0-0	0 2	2	1	0	5	0	1	0	1	-14
11	Arrington Cooper	09:42	2-6	0-2	0-0	0 2	2	2	2	4	0	1	0	0	-2
25	Jordyn Arnette	07:22	0-0	0-0	0-0	0 1	1	1	0	0	1	0	0	0	-1
Team			3		2	5	0	0	0	0	0	0	0	0	0
Totals			23-52	9-22	1-11	8	21	29	17	10	56	16	24	6	9

Technical Fouls: NONE

Shooting By Period	1 st	2 nd	3 rd	4 th	OT
FG%	13-28	46.4%	3-7	71.4%	50.0%
3PT%	9-12	75%			
FT%	1-1	11.1%			
GM FG%	23-52	44.2%			
3PT%	9-22	40.9%			
FT%	1-11	9.1%			

Dead Ball Rebounds: 5, 1

Tarleton St. - 77

Record: 6-2 (2-0)

NO.	Name	Min	FG	3P	FT	Rebounds	Fouls	TP	AS	TO	ST	Blocks	BS	BA	+/-
5	KiAndre Gaddy	F 35:14	6-10	0-0	6-8	5 5	10	4	6	18	2	3	2	7	0
6	Jakorie Smith	F 25:50	6-12	1-4	4-4	1 2	3	2	4	17	2	3	3	0	2
9	Emmanuel Innocenti	F 29:21	5-10	1-2	0-0	0 2	2	4	2	11	0	1	1	0	0
4	Lue Williams	G 29:34	4-11	1-3	2-2	2 3	5	4	3	11	0	2	1	2	-1
13	Devon Barnes	G 31:04	3-11	0-3	4-6	1 4	5	1	3	10	5	2	0	0	6
11	Bubu Benjamin	20:29	2-0	0-0	2-2	2 1	3	5	2	6	2	1	2	0	-4
10	Adam Moussa	06:58	0-1	0-1	0-0	0 0	0	0	1	0	1	2	0	0	-8
1	Miles Lewis	11:52	1-3	0-0	0-0	1 2	3	1	0	2	1	0	0	0	8
23	Dario Domingos	02:31	0-0	0-0	0-0	0 1	1	0	0	0	0	0	0	0	2
0	Izzy Miles	02:59	1-1	0-0	0-0	1 0	1	1	0	2	1	0	0	0	-1
2	Traivair Jackson	04:08	0-0	0-0	0-0	0 2	2	1	0	0	0	0	0	0	0
Team			1		1	2	0	0	0	0	0	0	0	0	0
Totals			28-62	3-13	18-23	14	23	37	23	21	77	13	14	11	9

Technical Fouls: NONE

Shooting By Period	1 st	2 nd	3 rd	4 th	OT
FG%	14-30	46.7%	3-5	60.0%	
3PT%	1-5	20.0%			
FT%	8-10	80%			
3PT%	2-8	25.0%			
FT%	10-13	76.9%			
GM FG%	26-62	45.2%			
3PT%	3-13	23.1%			
FT%	18-23	78.3%			

Dead Ball Rebounds: 4, 0

	RGV	TSU
Biggest lead	6 (1 st 14:00)	5 (1 st 8:11)
Best Scoring Run	6 (1 st 4:56)	6 (1 st 10:55)
Lead Changes	26	
Times Tied	15	
Time with Lead	20:57	13:32

Points from Turnovers	RGV	TSU
Paint	34	44
Second Chance	14	25
Fast Breaks	9	15
Bench	32	10

Period by Period Scoring	1st	2nd	TOT
RGV	40	35	75
TSU	37	40	77

Tarleton St. - 92

Record: 7-2

NO.	Name	Min	FG	3P	FT	Rebounds	Fouls	TP	AS	TO	ST	Blocks	BS	BA	+/-
5	KiAndre Gaddy	F 19:25	5-8	0-0	3-3	1 2	3	1	3	13	2	1	3	0	18
6	Jakorie Smith	F 18:55	4-10	0-2	5-5	2 3	5	2	3	13	1	0	1	0	17
9	Emmanuel Innocenti	F 19:46	2-3	0-1	2-2	3 2	5	2	2	6	2	1	3	0	28
4	Lue Williams	G 16:14	5-7	2-4	4-6	0 3	3	1	3	16	1	0	1	0	22
13	Devon Barnes	G 16:03	3-6	1-4	0-0	0 0	0	0	0	7	2	3	3	0	13
10	Adam Moussa	17:47	1-4	0-3	0-0	0 1	1	1	0	2	3	0	1	0	25
11	Bubu Benjamin	21:02	4-7	0-1	0-1	3 3	6	0	1	8	1	0	2	0	1
2	Traivair Jackson	21:05	3-4	0-0	1-2	1 2	3	1	1	7	1	1	2	1	19
23	Dario Domingos	11:32	3-5	0-0	0-1	2 3	5	0	2	6	1	0	0	0	1
0	Izzy Miles	09:25	3-5	1-2	0-0	0 1	1	1	0	7	1	2	0	0	3
1	Miles Lewis	06:16	0-1	0-0	0-0	0 2	0	0	0	0	1	1	0	0	9
12	Nasan Ayala	13:49	2-4	0-0	1-3	0 2	2	0	2	5	1	0	1	0	2
22	Jalen Thomas	08:41	1-3	0-0	0-0	0 2	2	1	0	2	0	0	2	0	5
Team			2		2	0	0	0	0	0	0	0	0	0	0
Totals			36-67	4-17	16-23	14	26	40	10	17	92	17	11	18	2

Technical Fouls: NONE

Shooting By Period	1 st	2 nd	3 rd	4 th	OT
FG%	18-36	50.0%	3-7	42.9%	
3PT%	3-11	27.3%			
FT%	9-12	75%			
GM FG%	18-31	58.1%			
3PT%	1-6	16.7%			
FT%	7-11	63.6%			
GM FG%	36-67	53.7%			
3PT%	4-17	23.5%			
FT%	16-23	69.6%			

Dead Ball Rebounds: 2, 0

	HSU	TSU
Biggest lead	1 (1 st 13:31)	36 (2 nd 0:53)
Best Scoring Run	10 (2 nd 10:33)	11 (1 st 3:29)
Lead Changes	4	
Times Tied	0	
Time with Lead	01:45	38:00

Points from Turnovers	HSU	TSU
Paint	18	62
Second Chance	4	12
Fast Breaks	14	36
Bench	27	37



Official Basketball Box Score - Final
Sterling (KS) at Tarleton St.
12/12/23 Wisdom Gymnasium, Stephenville
2023-24 Men's Basketball

Game Time: 7:00 PM
Game Duration: 1:40
Attendance: 605

Officials: Brad Fowler, Justin Shannon, Nomi Kivai

Sterling (KS) - 47

Record: 8-4

NO. Name		Min	FG	3P	FT	Rebounds	Fouls	TP	AS	TO	ST	Blocks	BS	BA	+/-	
						OR	DR									
5	Lucas Briar	F 14:55	1-5	0-0	2-2	0	4	4	0	1	4	0	1	1	-12	
44	Will Thigpen	F 07:20	0-2	0-0	0-0	1	1	2	2	1	0	1	1	0	-8	
0	Adel Mellak	C 14:34	3-4	0-0	1-2	2	0	2	2	1	7	0	0	1	-10	
1	Mooch Austin	G 18:30	2-8	0-1	0-0	0	0	0	0	0	4	2	3	0	-14	
10	Jayden Garrison	G 18:18	3-6	1-4	1-2	0	2	2	3	2	8	1	3	1	-19	
4	Chris Drake	15:15	1-3	0-0	0-0										-24	
12	DeAngelo Ball	11:43	1-6	0-0	0-0	0	0	0	0	0	2	0	3	0	-18	
32	Elias Ngoga	19:29	1-1	0-0	1-2	3	4	7	2	2	3	1	1	0	-9	
55	Christian Allen	10:29	0-1	0-1	0-0	0	1	1	0	1	0	0	0	0	-9	
15	Ean Heise	05:54	0-2	0-1	2-2	0	1	1	2	1	2	0	0	0	-12	
21	Erk Smith	05:53	0-1	0-0	0-0	1	0	1	0	0	0	1	0	0	-8	
25	Trey Simms	16:10	4-8	4-6	3-6	1	2	3	0	0	11	0	1	2	-10	
14	Willie Cure	04:17	0-1	0-0	0-0	0	0	2	0	0	0	0	0	1	-2	
23	Jimmy Causey, Jr.	16:35	1-2	0-0	0-2	0	1	1	2	0	2	0	2	1	-20	
22	Dug Merida	12:14	1-6	0-2	0-0	0	0	0	0	0	2	1	2	0	-11	
24	Titus Stogale	08:24	0-0	0-0	0-0	0	0	0	0	0	3	1	1	0	-2	
Team						2	7	9			0	1				
Totals			18:56	41-99	7-12	12	27	39	17	12	47	11	23	5	4	-38



TEXAN BOX SCORES



Official Basketball Box Score - Final
Tarleton State at Tennessee
12/21/23 Food City Center, Knoxville, Tennessee
2023-2024 Men's Basketball

Game Time: 6:31 PM
Game Duration: 1:56
Attendance: 17,609

Officials: Chuck Jones, Shaun Seales, Ted Valentine

Tarleton State - 46

Record: 8-4

NO.	Name	Min	FG M-A	3P M-A	FT M-A	Rebounds OR DR TOT	Fouls PF FD	TP	AS	TO	ST	Blocks BS BA	+/-				
5	KiAndre Gaddy	F 31:22	5-11	0-1	0-2	5	2	7	4	5	10	2	0	1	4	3	-20
6	Jakorie Smith	F 30:41	2-11	1-5	1-2	3	5	8	4	1	6	1	1	2	0	0	-18
9	Emmanuel Innocenti	F 35:00	1-6	0-3	2-2	1	6	7	3	1	4	3	2	1	0	0	-15
4	Lue Williams	G 36:20	4-12	0-5	2-2	2	4	6	3	1	10	5	4	0	0	1	-17
13	Devon Barnes	G 39:32	4-15	1-7	3-3	0	4	4	3	2	12	0	1	2	0	2	-19
2	Traivair Jackson	10:39	0-1	0-0	0-0	0	0	0	1	1	0	0	0	0	0	0	-1
0	Izzy Miles	07:20	0-2	0-1	0-0	0	1	0	1	1	0	0	0	0	0	0	-5
23	Dario Domingos	08:38	2-2	0-0	0-0	0	1	1	2	1	4	0	1	1	0	0	0
11	Bubu Benjamin	00:28	0-0	0-0	0-0	0	0	0	1	0	0	0	1	0	0	0	0
Team						2	1	3	0	0	1						
Totals			18-60	2-22	8-11	14	23	37	22	12	46	11	11	7	4	6	-19

Technical Fouls: NONE

Tennessee - 65

Record: 9-3

NO.	Name	Min	FG	3P	FT	Rebounds	Fouls	TP	AS	TO	ST	Blocks	+/-				
			M-A	M-A	M-A	OR DR TOT	PF FD					BS BA					
0	Jonas Aidoo	F 15:55	3-6	0-0	1-3	3	1	4	3	3	7	0	1	0	0	2	
3	Dalton Knecht	G 22:35	2-7	1-3	1-2	1	2	3	0	1	6	0	0	0	0	11	
5	Zakai Zeigler	G 34:27	4-8	1-4	4-5	0	2	2	0	7	13	5	1	1	0	24	
25	Santiago Vescovi	G 33:14	3-9	2-6	4-4	1	6	7	1	4	12	5	1	0	0	21	
30	Josiah-Jordan James	G 34:45	3-13	2-8	2-2	3	7	10	1	2	10	1	3	0	0	17	
2	Jordan Gainey	20:10	4-9	1-3	0-0	1	2	3	3	1	9	1	0	0	0	8	
11	Tobe Awaka	23:47	0-1	0-0	5-6	1	3	4	3	4	5	0	1	0	5	1	20
16	Jahmal Mashack	10:25	1-1	1-1	0-0	1	2	3	0	0	3	1	1	0	0	0	-7
12	Cade Phillips	02:21	0-0	0-0	0-0	1	1	2	1	0	0	0	0	0	0	0	1
13	J.P. Estrella	02:21	0-1	0-0	0-0	0	0	0	0	0	0	0	0	0	0	0	-2
Team						1	0	1	0	0	0						
Totals			20-55	8-25	17-22	13	26	39	12	22	65	13	8	1	6	4	19

Technical Fouls: NONE

	TARL	TENN
Biggest lead	2 (1 st 11:14)	19 (2 nd 0:31)
Best Scoring Run	6 (1 st 12:55)	8 (1 st 6:03)
Lead Changes	2	
Times Tied	2	
Time with Lead	00:35	37:26

Points from	TARL	TENN
Turnovers	2	15
Paint	26	18
Second Chance	7	2
Fast Breaks	7	6
Bench	4	17

Shooting By Period
1 st FG% 14-27 51.9%
3PT% 6-11 54.5%
FT% 5-8 62.5%
2 nd FG% 6-28 21.4%
3PT% 2-14 14.3%
FT% 12-14 85.7%
GM FG% 20-55 36.4%
3PT% 8-25 32.0%
FT% 17-22 77.3%

Dead Ball Rebounds: 1.1



Official Basketball Box Score - Final
Tarleton St. at LMU
12/29/23 Albert Gersten Pavilion, Los Angeles
2023-24 Men's Basketball

Game Time: 7:00 PM
Game Duration: 1:43
Attendance: 818

Officials: Deron White, Kristyne Esparza, Layne Barney

Tarleton St. - 79

Record: 9-4

NO.	Name	Min	FG	3P	FT	Rebounds	Fouls	TP	AS	TO	ST	Blocks	B/A
			M/A	M/A	M/A	OR DR TOT	PF FD					BS BA	
5	KiAndre Gaddy	F 35:24	11-17	0-0	2-5	5 7 12	2 4	24	3	0	0	0	0
6	Jakorie Smith	F 30:32	9-14	3-6	0-0	0 2 2	4 0	21	5	0	0	0	0
9	Emmanuel Innocenti	F 40:00	3-5	0-1	0-0	2 4 6	3 1	6	8	0	0	0	12
4	Lue Williams	G 35:08	4-8	0-2	3-4	0 2 2	2 3	11	1	3	0	3	12
13	Devon Barnes	G 30:39	3-7	1-3	6-6	0 1 1	3 5	13	1	1	0	0	8
22	Jalen Thomas	09:21	1-3	0-0	0-0	0 1 1	1 0	2	0	0	0	0	5
2	Traivair Jackson	14:04	1-1	0-0	0-0	2 1 3	0 0	2	0	0	1	1	0
11	Bubu Benjamin	04:52	0-0	0-0	0-0	0 1 1	1 0	0	2	0	0	0	1
Team						0 3 3	0	0	2				
Totals			32-55	4-12	11-15	9 22 31	16 15	79	18	8	1	4	2 13

Technical Fouls: NONE

Technical Fouls: NONE

LMU - 66

Record: 7-7

NO.	Name	Min	M	A	M	A	OR	DR	TOT	PF	FD	BS	BA	ST	BLK	+/-
34	Keli Leaupepe	F 35:32	7-15	0-4	2-2	3	1	4	3	4	16	0	1	2	0	-15
15	Lars Thiemann	C 20:35	2-3	0-0	1-1	0	2	2	1	2	5	2	0	0	0	-7
4	Will Johnston	G 34:36	3-10	0-5	2-3	1	1	2	3	3	8	4	1	1	0	-17
13	Lamaj Lewis	G 18:51	1-5	0-2	0-0	3	0	3	1	0	2	1	1	0	0	9
55	Dominick Harris	G 37:17	5-13	3-8	2-2	1	4	5	3	2	15	1	1	0	0	-8
5	Justin Wright	29:51	7-11	1-3	3-4	0	2	2	3	4	18	1	1	0	0	-25
22	Rick Issanza	07:53	0-0	0-0	0-2	1	2	3	1	1	0	0	1	0	0	-2
16	Aaron McBride	04:28	0-3	0-1	0-0	1	0	1	0	0	0	1	0	1	0	0
21	Michael Graham	10:57	1-3	0-0	0-0	4	1	5	0	0	2	1	0	0	2	-2
Team						1	4	5	0	0	0					
Totals		26:63	4-23	10-14	15	17	32	15	16	66	11	6	4	2	4	13

Technical Fouls: NONE

Technical Fouls: NONE

	TAR	LMU
Biggest lead	13 (2 nd 0:46)	9 (1 st 17:17)
Best Scoring Run	10 (2 nd 0:46)	6 (1 st 17:17)
Lead Changes	13	15
Times Tied	1	
Time with Lead	25:32	13:19

Points from	TAR	LMU
Turnovers	10	14
Paint	34	32
Second Chance	13	15
Fast Breaks	4	8
Bench	4	20

Period by Period Scoring	1st	2nd	TOT
TAR	34	45	79
LMU	31	35	66



Official Basketball Box Score - Final
UT Arlington at Tarleton St.
01/04/24 Wisdom Gymnasium, Stephenville
2023-24 Men's Basketball

Game Time: 7:00 PM
Game Duration: 2:05
Attendance: 1,078

Officials: Kelly Self, Amy Bonner, Joe Wilbert III

UT Arlington - 76

Record: 6-12 (1-2)

NO.	Name	Min	FG	3P	FT	Rebounds	Fouls	TP	AS	TO	ST	Blocks	B/A				
			M-A	M-A	M-A	OR	DR	TOT	PF	FD		BS	BA				
11	Dwayne Koroma	F 20:55	1-2	0-0	0-0	2	2	4	3	0	2	0	1	1	0	0	
22	Shemar Wilson	F 28:22	1-3	0-1	6-8	0	1	1	3	6	8	2	1	0	2	0	11
1	Phillip Russell	G 29:17	4-7	3-5	0-0	0	2	2	3	0	11	3	3	1	0	1	-1
2	Makiah Williams	G 29:17	8-13	2-4	6-8	2	4	6	2	6	24	1	4	3	0	0	5
3	Dajuan Gordon	G 29:11	5-10	1-4	5-7	1	3	4	1	7	16	1	3	1	0	1	6
4	Akili Vining	29:25	3-7	2-4	2-2	0	4	4	2	1	10	4	2	0	1	0	-7
13	Kade Douglas	08:20	0-3	0-3	0-0	0	2	2	0	0	0	0	1	0	0	0	-9
00	Aaron Cash	13:34	2-4	1-2	0-0	0	2	2	2	1	5	0	1	0	0	0	-11
5	Brandy Talbot	11:39	0-2	0-1	0-0	1	2	3	0	0	0	0	0	0	0	0	-3
Team						1	1	2	0	0	0	0	0				
Totals			24-51	9-24	19-25	7	23	30	16	21	76	11	16	6	3	2	-2
Technical Fouls: NONE																	

Technical Fouls: NONE

Tarleton St. - 78

Record: 10-4 (3-0)

NO.	Name	Min	M-A	M-A	OR	DR	TOT	PF	FD	TP	AS	TO	ST	BS	BA	+/-
5	KiAndre Gaddy	F 19:55	2-3	0-0	1-3	3	2	5	6	5	2	1	0	1	0	2
6	Jakorie Smith	F 20:24	6-11	3-6	0	4	4	1	1	15	1	2	1	1	0	5
9	Emmanuel Innocenti	F 37:59	7-12	2-4	3-4	0	6	6	3	2	19	3	2	4	0	-1
4	Lue Williams	G 33:21	5-11	4-5	3-2	0	1	1	2	1	16	2	2	2	0	-1
13	Devon Barnes	G 40:00	6-11	3-6	3-3	3	3	3	4	18	5	2	2	0	0	2
2	Traivair Jackson	24:44	0-6	0-0	0-0	4	4	8	0	0	1	1	0	0	0	0
11	Bubu Benjamin	22:46	1-3	0-0	3-4	1	2	2	2	5	1	1	1	0	0	0
23	Dario Domingos	00:51	0-0	0-0	0-0	0	0	0	1	0	0	1	0	0	0	-3
Team						0	1	1			0	3				
Totals		27:57	12-21	12-16	8	22	30	21	16	78	15	10	2	3	2	2
Technical Fouls: NONE																



TEXAN BOX SCORES



Official Basketball Box Score - Final
Tarleton St. at Grand Canyon
01/13/24 GCU Arena, Phoenix
2023-24 Men's Basketball

Game Time: 6:00 PM
Game Duration: 1:49
Attendance: 7,233

Officials: Randy McCall, Pete Larson, Grant Jeffers

Tarleton St. - 48												
Record: 10-6 (3-2)												
NO.	Name	Min	FG	3P	FT	Rebounds	Fouls	TP	AS	TO	ST	Blocks
			M.A.	M.A.	M.A.	OR DR TOT	PF FD					BS BA +/-
5	KiAndre Gaddy	F 33:24	2-9	0-0	2-2	3 2 5	4 4	6	2	3	1	2 1 -27
6	Jakorie Smith	F 30:32	3-11	1-6	0-0	0 4 4	0 2	7	2	0	0	0 1 -25
9	Emmanuel Innocenti	F 36:10	3-7	1-3	0-0	2 2 4	3 1	7	2	0	1	1 2 -16
4	Lue Williams	G 29:37	3-10	0-2	0-1	0 2 2	3 1	6	2	0	1	0 2 -18
13	Devon Barnes	G 31:31	4-14	3-6	0-0	0 3 3	1 3	11	0	0	2	0 0 -16
2	Traivra Jackson	G 08:30	1-1	0-0	0-1	1 0 1	4 1	2	0	0	1	0 0 -1
23	Dario Domingos	G 07:34	1-2	0-0	0-0	1 0 1	3 0	2	0	0	0	0 0 -1
0	Izzy Miles	G 05:44	1-1	0-0	1-2	0 0 0	0 1	3	0	0	1	0 0 -8
10	Adam Moussa	G 08:29	2-5	0-1	0-0	0 0 0	0 0	4	1	1	0	0 0 -10
11	Bubu Benjamin	G 08:29	0-3	0-0	0-0	1 1 2	0 0	0	0	1	0	0 0 -10
Team						3 3 6		0	1			
Totals			20-63	5-18	3-6	11 17 28	18 13	48	9	8	7	3 6 -26

Technical Fouls: NONE

Grand Canyon - 74												
Record: 16-1 (6-0)												
NO.	Name	Min	FG	3P	FT	Rebounds	Fouls	TP	AS	TO	ST	Blocks
			M.A.	M.A.	M.A.	OR DR TOT	PF FD					BS BA +/-
24	Duke Brennan	F 26:38	3-8	0-0	0-1	4 4 8	2 2	6	0	1	0	1 0 27
30	Gabe McGlothlin	F 30:34	7-10	3-4	0-0	9 9 9	2 6	20	1	1	1	0 2 22
0	Ray Harrison	G 27:49	4-6	1-1	0-0	0 2 2	0 0	9	2	2	0	0 1 21
7	Tyon Grant-Foster	G 31:22	5-9	3-4	3-6	1 6 7	1 5	16	1	2	0	3 0 18
8	Collin Moore	G 27:06	3-5	0-1	0-0	1 2 3	0 1	6	6	1	0	0 0 -25
10	Jovan Blacksher Jr.	G 13:26	0-3	0-2	0-0	0 3 3	3 0	0	1	1	1	0 0 -3
33	Isaiah Shaw	G 08:38	1-3	0-2	2-2	1 3 4	0 1	4	0	2	0	0 0 8
22	Sydney Curry	G 11:14	1-1	0-0	0-0	1 0 1	3 1	2	1	0	1	2 0 -4
5	Luk Wu	G 09:26	0-1	0-0	0-0	0 2 2	1 2	4	0	0	0	0 0 4
22	Josh Baker	G 08:07	1-2	1-1	0-0	0 0 0	0 0	3	0	0	0	0 0 3
1	Derrick Michael Xzaviero	G 02:08	1-2	0-0	0-0	2 1 3	1 0	2	0	0	0	0 0 3
12	Marquese Josephs	G 02:08	1-2	0-0	0-0	1 0 1	0 0	2	0	0	0	0 0 3
6	Malcolm Flagg	G 01:24	0-1	0-0	0-0	0 0 0	0 0	0	0	0	0	0 0 3
Team						2 2 4		0	2			
Totals			27-53	8-15	12-17	13 34 47	13 18	74	12	12	3	6 3 26

Technical Fouls: NONE

		TAR	GCU
Biggest lead		14 (1 st 13:51)	26 (2 nd 0:21)
Best Scoring Run		16 (1 st 13:51)	21 (2 nd 18:29)
Lead Changes		2	
Times Tied		2	
Time with Lead		14:48	23:54

		TAR	GCU
Points from Turnovers		12	13
Paint		22	34
Second Chance		11	15
Fast Breaks		3	7
Bench		11	17

		TAR	GCU
Period by Period Scoring			
1st		29	19
2nd		19	48
TOT		36	38



Official Basketball Box Score - Final
Tarleton St. at UTRGV
01/20/24 UTRGV Fieldhouse, Edinburg, TX
2023-24 Men's Basketball

Game Time: 6:30 PM
Game Duration: 2:01
Attendance: 1,514

Officials: Ruben Ramos, Joe Wilbert III, James Ford

Tarleton St. - 77												
Record: 12-6 (5-2)												
NO.	Name	Min	FG	3P	FT	Rebounds	Fouls	TP	AS	TO	ST	Blocks
			M.A.	M.A.	M.A.	OR DR TOT	PF FD					BS BA +/-
5	KiAndre Gaddy	F 28:15	5-12	0-0	1-1	4 4 8	2 1	11	3	3	0	2 0 -14
6	Jakorie Smith	F 29:34	5-15	0-3	1-2	1 4 5	1 3	11	2	1	2	1 0 -11
9	Emmanuel Innocenti	F 33:41	2-6	0-1	5-6	1 6 7	4 4	9	7	1	3	0 0 16
4	Lue Williams	G 40:00	13-21	0-2	2-2	3 3 6	2 3	28	0	2	1	0 1 4
13	Devon Barnes	G 25:32	3-7	0-3	4-4	0 0 1	1 1	3	10	4	1	2 0 0 17
1	Miles Lewis	G 09:04	1-1	0-0	0-0	0 1 1	0 0	2	1	0	0	0 0 -11
2	Traivra Jackson	G 07:05	0-2	0-0	0-0	0 1 1	0 0	0	0	0	0	1 1 -8
10	Adam Moussa	G 11:46	1-2	1-2	0-0	0 0 0	0 1	0	3	0	1	0 0 -13
23	Dario Domingos	G 15:03	1-1	0-0	1-4	3 4 7	0 2	3	0	0	0	0 0 18
Team						1 1 2		0	0			
Totals			31-67	1-11	14-19	13 25 38	15 16	77	17	10	8	3 2 4

Technical Fouls: NONE

UTRGV - 73												
Record: 6-13 (2-6)												
NO.	Name	Min	FG	3P	FT	Rebounds	Fouls	TP	AS	TO	ST	Blocks
			M.A.	M.A.	M.A.	OR DR TOT	PF FD					BS BA +/-
11	Ahren Freeman	F 24:56	2-4	0-0	5-6	0 6 6	0 4	9	7	1	0	0 1 14
15	Daylen Williams	F 35:05	3-4	2-3	2-4	1 7 8	4 4	2	10	4	6	1 1 -4
0	J.J. Howard	G 26:50	2-7	0-3	0-0	0 2 2	1 0	4	1	0	0	0 1 -2
1	Elijah Elliott	G 38:55	9-19	3-6	2-4	1 2 3	3 4	23	2	3	2	1 1 -2
4	C.J. Booker	G 30:16	5-9	2-6	0-0	1 0 1	2 0	12	4	0	0	0 0 -3
13	Sherman Brashear	G 23:59	4-9	4-8	2-2	0 6 6	2 2	14	1	0	0	0 0 -5
35	Sallou Seyo	G 18:30	0-0	0-0	1-2	1 2 3	4 3	1	0	3	0	0 0 -16
21	Alex Horuk	G 01:29	0-1	0-0	0-0	0 0 0	0 0	0	0	0	0	0 0 -2
Team						1 1 2		0	1			
Totals			25-53	11-26	12-18	5 26 31	16 15	73	19	15	3	2 3 -4

Technical Fouls: NONE

		TAR	UTRGV
Biggest lead		5 (2 nd 0:03)	20 (1 st 4:56)
Best Scoring Run		12 (2 nd 2:45)	8 (1 st 4:56)
Lead Changes		1	
Times Tied		2	
Time with Lead		03:36	35:37

		TAR	UTRGV
Points from Turnovers		19	9
Paint		46	28
Second Chance		14	3
Fast Breaks		22	11
Bench		8	15

		TAR	UTRGV
Period by Period Scoring			
1st		26	51
2nd		77	
TOT		40	33



Official Basketball Box Score - Final
Abilene Christian at Tarleton St.
01/18/24 Widom Gymnasium, Stephenville
2023-24 Men's Basketball

Game Time: 7:00 PM
Game Duration: 1:51
Attendance: 2,104

Officials: James Schipper, Chance Moore, Tommy Johnson

Abilene Christian - 71												
Record: 6-11 (1-6)												
NO.	Name	Min	FG	3P	FT	Rebounds	Fouls	TP	AS	TO	ST	Blocks
			M.A.	M.A.	M.A.	OR DR TOT	PF FD					BS BA +/-
3	Leonardo Bettiol	F 20:11	1-2	0-0	0-0	0 4 4	4 1	2	1	1	0	0 0 1
23	Airton Simmons	F 26:59	5-10	2-4	2-3	2 1 3	5 4	14	3	1	1	1 0 -5
4	Kavon McClain	G 29:48	5-9	2-3	0-0	0 0 0	1 0	12	3	3	1	0 1 -12
21	Hunter Jack Madden	G 39:03	3-12	2-6	3-4	0 4 4	2 8	11	3	1	2	0 0 -9
24	Ali Abbou Dibba	G 36:44	4-14	1-1	5-6	2 6 8	3 3	14	1	3	1	0 0 -5
22	Aidan Ighehon	G 24:49	4-7	1-1	2-2	2 3 5	4 1	11	0	0	1	2 0 -10
10	Nasir DeGruy	G 11:49	0-2	0-0	0-0	2 1 3	1 0	0	2	0	0	0 0 7
0	JV Seat	G 07:14	1-4	1-3	2-2	0 3 3	1 1	5	0	0	0	0 0 -5
13	Muodubem Muoneke	G 03:23	1-1	0-0	0-0	0 0 0	0 0	2	0	0	0	0 0 -2
Team						3 0 3		0	0			
Totals			24-61	9-18	14-17	11 22 33	21 18	71	13	9	6	3 5 -8

Technical Fouls: Simmons 2nd 7:44 Simmons 2nd 6:28

Tarleton St. - 79			Record: 11-6 (4-2)										
NO.	Name	Min	FG M-A	3P M-A	FT M-A	Rebounds OR DR TOT	Fouls PF FD	TP	AS	TO	ST	Blocks BS BA	+/-
5	KiAndre Gaddy	F 27:44	7-11	0-0	1-4	3 1 4	5 5	15	0	0	0	2 0	3
6	Jakorie Smith	F 29:41	9-15	4-8	3-6	2 3 5	3 4	25	1	0	0	0 1	7
9	Emmanuel Innocenti	F 33:41	0-5	0-0	0-0	1 8 9	4 0	0	3	1	0	0 0	9
4	Lue Williams	G 30:46	5-10	0-3	5-8	1 5 6	1 6	15	2	0	1	0 1	6
13	Devon Barnes	G 18:32	2-4	1-2	0-0	0 2 2	3 1	5	1	1	3	0 0	7
1	Miles Lewis	G 23:44	3-6	1-1	0-0	0 2 2	0 0	7	4	3	0	1 0	9
2	Traivra Jackson	G 19:29	4-5	0-0	0-0	2 3 5	2 0	8	1	0	0	2 1	4
10	Adam Moussa	G 14:11	0-1	0-1	4-4	0 2 2	1 2	4	4	3	1	0 0	-3
23	Dario Domingos	02:12	0-0	0-0	0-2	1 0 1	0 1	0	1	0	0	0 0	-2
Team						0 1 1				0	0		
Totals			30-57	6-15	13-24	10 27 37	19 19	79	16	9	5	2 3	8

TARLETON MEN'S BASKETBALL
WWW.TARLETONSPORTS.COM
GAME NOTES 2023-24

TEXAN BOX SCORES



Official Basketball Box Score - Final
Utah Tech at Tarleton St.
01/27/24 Wisdom Gymnasium, Stephenville
2023-24 Men's Basketball

Game Time: 4:00 PM
Game Duration: 1:51
Attendance: 2,110

Officials: Nomi Kidera, Justin Abrecht, Jake Hirz

Utah Tech - 68

Record: 7-13 (3-6)

NO.	Name	Min	FG M-A	3P M-A	FT M-A	Rebounds OR DR TOT	Fouls PF FD	TP	AS	TO	ST	Blocks BS BA	+/-				
3	Jaylen Searles	F 33:58	7-18	1-7	1-4	2	3	5	1	3	16	2	1	0	-19		
5	Hamed Olaiyinka	F 27:22	1-4	0-0	0-0	2	2	4	5	0	2	0	2	1	0	-3	
32	Tanner Christensen	F 21:36	0-1	0-0	1-2	0	4	4	4	2	1	1	2	1	1	0	-2
1	Aric Demings	G 21:39	2-6	1-3	3-4	1	3	4	1	5	8	0	7	0	0	1	-16
11	Noa Gonsalves	G 38:13	7-12	2-4	1-1	0	2	2	2	17	2	1	1	0	2	14	-14
2	Caleb Stearnan	F 19:51	2-2	1-1	2-2	2	4	6	1	2	7	0	2	1	0	0	-16
10	Angelo Kambala	F 19:46	4-8	2-5	4-6	1	1	2	0	4	14	2	3	0	0	0	-6
20	Tennessee Rainwater	F 11:57	1-3	1-1	0-0	0	1	1	4	0	3	1	2	0	0	0	-7
23	Stone Hutchings	G 03:09	0-1	0-1	0-0	0	0	0	0	0	0	0	0	0	0	0	-1
15	Trey Hall	G 02:29	0-0	0-0	0-0	0	0	0	0	0	0	0	1	0	0	0	-6
Team						5	1	6	0	0	1						-1
Totals			24-55	9-22	12-19	13	21	34	18	18	68	8	22	4	2	3	-18

Technical Fouls: NONE

Shooting By Period	1 st	2 nd	3 rd	4 th	5 th
FG%	12-31	38.7%			
3PT%	7-14	50.0%			
FT%	3-4	50%			
2 nd FG%	12-24	50.0%			
3PT%	1-8	12.5%			
FT%	9-13	69.2%			
GM FG%	24-55	43.6%			
3PT%	8-22	36.4%			
FT%	12-19	63.2%			

Dead Ball Rebounds: 3, 0



Official Basketball Box Score - Final
Tarleton St. at Abilene Christian
02/01/24 Moody Coliseum, Abilene
2023-24 Men's Basketball

Game Time: 7:00 PM
Game Duration: 2:08
Attendance: 1,652

Officials: Jeff Mahan, Randall Anders, James Ford

Tarleton St. - 76

Record: 14-7 (7-3)

NO.	Name	Min	FG M-A	3P M-A	FT M-A	Reb OR DR TOT	Fouls PF FD	TP	AS	TO	ST	Blocks BS BA	+/-				
5	KiAndre Gaddy	F 39:42	3-8	0-0	3-4	7	5	12	3	5	9	0	4	1	1	0	4
6	Jakorie Smith	F 34:48	6-16	3-9	2-2	1	3	4	1	2	17	3	0	2	0	0	13
9	Emmanuel Innocenti	F 37:24	2-4	1-1	0-1	0	8	8	2	2	5	2	1	0	1	1	4
4	Lue Williams	G 42:46	10-17	0-3	5-5	2	4	6	2	4	25	0	2	1	1	0	5
13	Devon Barnes	G 25:29	3-10	2-4	3-4	0	2	2	4	2	4	1	0	2	1	0	16
2	Traivair Jackson	F 14:45	0-2	0-0	1-2	2	1	3	2	2	1	1	0	1	0	0	-14
10	Adam Moussa	G 02:42	0-0	0-0	0-0	0	1	1	0	0	0	0	1	0	0	0	-2
11	Bubu Benjamin	G 07:41	0-1	0-0	0-0	0	1	1	4	0	0	0	0	0	0	0	2
1	Miles Lewis	F 16:49	3-7	0-0	0-0	0	0	0	0	1	6	0	1	1	1	1	-11
23	Dario Domingos	G 02:54	1-1	0-0	0-0	1	0	1	0	1	2	0	0	0	0	0	-2
Team						1	2	3	0	0	1	0	0	0	0	0	-2
Totals			28-66	6-17	14-18	14	27	41	19	18	76	6	12	7	4	3	3

Technical Fouls: NONE

Shooting By Period	1 st	2 nd	3 rd	4 th	5 th
FG%	13-31	41.9%			
3PT%	2-8	25.0%			
FT%	3-4	75%			
2 nd FG%	13-29	44.8%			
3PT%	4-7	57.1%			
FT%	6-9	66.7%			
OT FG%	2-6	33.3%			
3PT%	0-2	0.0%			
FT%	5-5	100%			
GM FG%	28-66	42.4%			
3PT%	6-17	35.3%			
FT%	14-18	77.8%			

Dead Ball Rebounds: 2, 0

Tarleton St. - 86

Record: 13-7 (6-3)

NO.	Name	Min	FG M-A	3P M-A	FT M-A	Rebounds OR DR TOT	Fouls PF FD	TP	AS	TO	ST	Blocks BS BA	+/-				
5	KiAndre Gaddy	F 26:06	0-4	0-0	8-8	3	2	5	3	5	8	1	2	1	1	13	
6	Jakorie Smith	F 28:29	10-18	2-5	6-6	0	5	5	1	5	28	1	3	3	1	0	26
9	Emmanuel Innocenti	F 28:24	4-6	1-2	2-2	1	6	7	2	2	11	3	1	3	1	0	19
4	Lue Williams	G 29:02	6-9	3-4	3-4	1	2	3	3	3	18	1	1	2	0	0	3
13	Devon Barnes	G 19:43	2-4	1-3	0-0	0	1	1	2	2	5	4	1	1	0	0	12
10	Adam Moussa	G 26:38	1-6	0-3	0-0	0	1	1	2	0	2	7	1	1	1	0	17
2	Traivair Jackson	G 22:03	4-5	0-0	0-0	2	0	2	1	0	8	0	2	1	0	0	-4
11	Bubba Benjamin	G 06:52	2-3	0-1	0-0	0	1	1	1	0	4	0	0	0	0	0	-1
0	Izzy Miles	G 07:50	0-1	0-0	0-0	0	0	0	2	0	0	1	0	1	0	0	3
23	Dario Domingos	G 05:22	0-0	0-0	2-2	0	2	2	1	1	2	0	0	0	0	0	-1
1	Miles Lewis	G 01:31	0-1	0-0	0-0	0	0	0	0	0	0	1	1	0	0	0	1
						0	2	2	0	0	1	0	1	0	0	0	-1
Totals			29-57	7-18	21-22	7	22	29	18	18	86	19	13	12	3	2	18

Technical Fouls: NONE

Shooting By Period	1 st	2 nd	3 rd	4 th	5 th
FG%	15-30	50.0%			
3PT%	3-10	30.0%			
FT%	13-14	92.9%			
2 nd FG%	14-27	51.9%			
3PT%	4-8	50.0%			
FT%	8-8	100%			
GM FG%	29-57	50.9%			
3PT%	7-18	38.9%			
FT%	21-22	95.5%			

Dead Ball Rebounds: 1, 0

	UTU	TSU
Biggest lead	7 (1 st 11:51)	24 (2 nd 11:14)
Best Scoring Run	7 (1 st 11:51)	14 (1 st 7:42)
Lead Changes	5	
Times Tied	4	
Time with Lead	06:00	32:10

Points from Turnovers	UTU	TSU
Paint	16	38
Second Chance	9	9
Fast Breaks	3	20
Bench	24	16

Period by Period Scoring	1st	2nd	TOT
UTU	34	34	68
TSU	46	40	86

Abilene Christian - 73

Record: 8-13 (3-7)

NO. Name	Min	FG M-A	3P M-A	FT M-A	Rebounds OR DR TOT	Fouls PF FD	TP	AS	TO	ST	Blocks BS BA	+/-				
3 Leonardo Bettiol	F 34:27	1-6	0-0	1-4	3	8	11	4	2	3	1	1	1	1	1	-3
23 Alon Simmons	F 37:03	9-15	3-6	3-4	1	6	7	3	6	24	2	4	0	1	0	-5
4 Kavion McClain	G 27:34	2-3	0-0	6-7	0	2	2	5	10	2	3	0	0	0	0	-1
21 Hunter Jack Madden	G 39:14	4-9	0-3	1-2	1	2	3	3	1	9	1	0	2	0	1	-2
24 Ali Abdou Dibba	G 30:35	3-7	1-3	1-2	0	2	2	2	2	8	0	2	0	0	0	-10
5 Cameron Steele	G 05:35	1-2	0-0	0-0	1	0	1	0	0	0	2	0	1	0	1	-5
10 Nasir DeGruy	F 18:03	4-8	0-2	0-0	0	1	1	2	0	8	1	0	3	0	0	-3
0 JV Seat	F 11:50	2-4	1-2	0-2	1	1	2	1	1	5	0	1	0	0	1	8
22 Aidan Iglehon	F 12:55	2-3	0-0	0-0	0	3	3	0	1	4	0	1	0	0	0	-7
2 Yaniel Rivera	G 07:44	0-0	0-0	0-0	0	1	1	1	0	1	1	0	1	0	0	-1
Team					1	0	1	0	0	0	0	0	0	0	0	-1
Totals		28-57	5-16	12-21	8	26	34	18	19	73	8	13	7	3	4	-3
Technical Fouls:None																

Technical Fouls: NONE

Shooting By Period	1 st	2 nd	3 rd	4 th	5 th
FG%	10-23	43.5%			
3PT%	1-5	20.0%			
FT%	2-4	50%			
2 nd FG%	15-26	57.7%			
3PT%	4-9	44.4%			
FT%	10-16	62.5%			
OT FG%	3-8	37.5%			
3PT%	0-2	0.0%			
FT%	0-1	0.0%			
GM FG%	28-57	49.1%			
3PT%	5-16	31.3%			
FT%	12-21	57.1%			

Dead Ball Rebounds: 3, 0

	TSU	ACU
Biggest lead	10 (1 st 2:47)	5 (2 nd 1:01)
Best Scoring Run	9 (1 st 17:30)	10 (2 nd 2:43)
Lead Changes	2	
Times Tied	4	
Time with Lead	38:07	03:09

Points from Turnovers	TSU	ACU
Paint	36	36
Second Chance	9	8
Fast Breaks	6	7
Bench	9	19



Official Basketball Box Score - Final
SFA at Tarleton St.
02/03/24 Wisdom Gymnasium, Stephenville
2023-24 Men's Basketball

Game Time: 4:00 PM
Game Duration: 2:08
Attendance: 2,140

Officials: Brad Fowler, Art Brown, Cody Crum

SFA - 64

Record: 13-9 (6-5)

NO. Name	Min	FG M-A	3P M-A	FT M-A	Rebounds OR DR TOT	Fouls PF FD	TP	AS	TO	ST	Blocks BS BA	+/-				
11 ChrisHawn Christmas	F 26:26	1-4	0-1	1-2	2	0	2	3	1	3	2	2	2	0	1	5
23 Clayton Southwick	F 21:40	1-3	0-1	0-0	2	3	5	4	0	2	0	2	0	1	1	0
7 Jalli Beaubrun	C 27:49	5-8	2-3	3-7	2	3	5	2	4	15	0	3	0	1	1	1
1 Matt Hayman	G 23:32	3-13	1-4	0-0	1	6	7	3	0	7	0	3	1	0	1	-12
10 Latrell Jossell	G 36:26	7-9	3-4	6-8	0	2	2	1	7	23	2	7	4	0	0	0
22 Nana Antwi-Boasiako	17:06	2-3	0-1	1-2	2	2	4	2	2	5	0	1	0	0	0	-7
3 Juhwanhwe Son	11:39	0-0	0-0	0-0	1	0	1	2	1	0	0	0	0	0	0	-8
4 Frank Stane	28:08	1-10	0-5	4-5	2	4	6	1	3	6	1	0	1	0	0	-25
4 Kimari Wilson	06:52	1-1	0-0	1-2	0	0	1	2	0	2	0	0	0	0	0	-1
2 DaveBeon Scott	00:22	0-0	0-0	0-0	0	0	0	0	0	0	0	0	0	0	0	0
Team					22	22	36	18	20	64	6	20	8	2	4	-11
Totals		21-51	6-19	16-26	14	22	46	18	20	64	6	20	8	2	4	-11

TEXAN BOX SCORES



Official Basketball Box Score - Final
Tarleton St. at Seattle U
 02/10/24 Redhawk Center, Seattle, WA
 2023-24 Men's Basketball

Game Time: 3:00 PM
Game Duration: 1:59
Attendance: 966

Officials: Chad Shepherd, Marc Reasley, Tim Marjono

Tarleton St. - 82

Record: 17-7 (10-3)

NO.	Name	Min	FG	3P	FT	Reb	Ass	Fouls	PTS	AS	TO	ST	Blocks	+/-
						OR	DR	OT						
5	KiAndre Gaddy	F 27:35	5-9	0-0	3-3	3	4	1	4	4	13	3	2	1
6	KiaCore Smith	F 33:12	8-19	0-0	5-6	0	2	2	2	4	28	2	3	2
9	Michael Incenti	F 34:39	4-5	0-0	3-3	2	3	0	2	1	13	0	0	0
4	Lu Williams	G 32:05	4-10	1-1	1-2	2	5	7	4	10	2	1	0	2
13	Devon Barnes	G 33:13	3-9	2-4	7-8	0	2	2	3	15	2	1	0	0
2	Travis Jackson	19:13	2-3	0-0	0-0	2	2	2	2	0	0	0	1	0
10	Aadam Moussa	16:43	1-4	0-1	0-0	0	1	1	0	1	2	0	1	0
0	Izzy Miles	03:20	0-0	0-0	0-0	0	1	0	0	0	0	0	0	0
	Team					1	3	4						
	Totals	27:59	11-18	11-21	7-22	22	29	20	82	15	8	4	3	5

Technical Fouls::NONE

Seattle U - 77

Record: 14-10 (7-6)

No.	Name	Min	FG	3P	FT	Rebounds	FOF	TP	AS	ST	Blocks	+/-
			M	A	M	OR	DR	TOT				
25	Brandon Chatfield	F 28:48	7-11	0-1	2-3	2	6	2	5	16	1	0
0	Alex Schumacher	G 35:56	6-21	2-3	9-11	0	8	8	7	23	6	5
5	Cameron Tyson	G 27:27	3-8	1-3	1-1	1	3	4	1	8	1	2
11	John Christy	G 33:31	5-10	3-6	1-2	1	2	3	0	14	2	0
3	Kobe Williamson	G 24:44	3-11	0-0	1-2	2	3	5	3	7	3	1
23	Seyi Rolle	22:59	2-2	0-0	3-4	4	3	7	3	2	0	0
2	Devin Dawson	12:46	0-2	0-0	0-0	0	1	2	3	2	0	0
1	Vasja Pandžić	03:20	0-0	0-0	0-0	0	1	1	2	0	0	0
21	Viktor Rajković	03:27	0-0	0-0	0-0	1	0	1	0	0	1	0
Team						0	0	0	0	0	0	0
Totals			27:57	16:15	17:23	11	26	37	20	77	15	12
						3	4	7	3	4	3	4

Technical Fouls::NONE

Shooting By Period			
1 st	FG%	14-31	45.2%
	3PT%	7-10	70.0%
	FT%	3-4	75%
2 nd	FG%	13-28	46.4%
	3PT%	4-8	50.0%
	FT%	14-17	82.4%
GM	FG%	27-59	45.8%
	3PT%	11-18	61.1%
	FT%	17-21	81.0%

Dead Ball Rebounds: 3.1

Shooting By Period			
1 st	FG%	14-29	48.3%
	3PT%	2-6	33.3%
	FT%	1-3	33.3%
2 nd	FG%	13-28	46.4%
	3PT%	4-9	44.4%
	FT%	16-20	80%
GM	FG%	27-57	47.4%
	3PT%	6-15	40.0%
	FT%	17-23	73.9%

Dead Ball Rebounds: 2.0

	TSU	SU	Points from	TSU	SU	Period by Period Scoring			
Biggest lead	11 (2nd 8:43)	3 (1st 10:34)	Turnovers	21	9		1st	2nd	TOT
Best Scoring Run	8 (1st 5:48)	8 (2nd 14:16)	Paint	22	34	TSU	38	44	82
Lead Changes	7		Second Chance	4	11				
Times Tied	4		Fast Breaks	7	4	SU	31	46	77
Time with Lead	33:49	01:53	Bench	6	9				

RADIO/TV ROSTER



0 **IZZY MILES**



1 **MILES LEWIS**



2 **TRAIVAR JACKSON**



3 **QUINTON PERKINS II**



4 **LUE WILLIAMS**



5 **KIANDRE GADDY**



6 **JAKORIE SMITH**



7 **KAYA MUTAMBIKWA**



8 **JOSEPH MARTINEZ**



9 **EMMANUEL INNOCENTI**



10 **ADAM MOUSSA**



11 **BUBU BENJAMIN**



12 **NASAN AYALA**



13 **DEVON BARNES**



20 **KEVIN PAUL JR.**



22 **JALEN THOMAS**



23 **DARIO DOMINGOS**



26 **JAYDEN GORDON**



76 **ZAAKIR SAWYER**



77 **ADIL LALJI**



HC **BILLY GILLISPIE**



AC **JOSEPH JONES**



AC **DAMON ARCHIBALD**



AC **LUKE ADAMS**



AC **RANDY PULLEY**